
CLASS A BASEBALL
NEW YORK-PENN
League
EST. 1939
MEDIA GUIDE
&
RECORD BOOK
2013
OFFICIAL BALL
NEW YORK-PENN LEAGUE
PRESIDENT
NEW YORK-PENN

DODD STADIUM ★ AUGUST 13, 2013

PRESENTED BY

TICKETS ON SALE NOW!



(860) 887-7962
CTTIGERS.com



BROOKLYN CYCLONES
Auburn Doubledays
STATE COLLEGE SPIKES
WILLIAMSPORT CROSSCUTTERS
Valley Cats
BATAVIA MUCKDOGS
JAMESTOWN JAMMERS
WHO WILL BE CROWNED CHAMPION?
THE 2013 NYPL PLAYOFFS
BEGIN SEPTEMBER 6
HV
CONNECTICUT Tigers
Spinners
ABERDEEN IRONBIRDS
VERMONT LAKE MONSTERS
MAHONING VALLEY SCRAPPERS

Dear New York-Penn League Fans:

Welcome to the 74th consecutive year of the New York-Penn League, the oldest, continuously-operated CLASS A league in professional baseball.

Attendance during the 2012 season was excellent once again. The New York-Penn League finished with a collective attendance of 1,701,001, the eleventh consecutive season of exceeding 1.7 million fans. The Tri-City clubs set an all-time franchise single-season attendance record in 2012. This was the ninth year in a row that the Tri-City club posted an increase in attendance.

The 2012 season ended with the Hudson Valley Renegades defeating the Tri-City ValleyCats for the League Championship. Hudson Valley owned the league's best record (52-24) before entering the playoffs and claiming its second New York-Penn League Championship (the first was in 1999), ending a 13-year drought.

The 9th annual New York-Penn League All-Star Game will be hosted by the Connecticut Tigers at Dodd Stadium (Norwich, CT) on Tuesday, August 13th. The 2013 All-Star Game will pit the best prospects from the League's seven National League affiliates against the League's seven American League affiliates.

For information about the 2013 All-Star Game, regular season schedule, playoff schedule, game tickets, Internet radio and video broadcasts, box scores, club standings, hitting and pitching statistics, attendance, press releases, League and club merchandise, and more, visit the League's web site at www.newyork-pennleague.com.

So, sit back and relax, and allow the New York-Penn League clubs to provide you and your family with that special magic of Minor League Baseball at affordable prices in the most enjoyable surroundings possible.

Very truly yours,
NEW YORK-PENN LEAGUE

Ben J. Hayes
President

NEW YORK-PENNSYLVANIA PROFESSIONAL BASEBALL LEAGUE

6161 DR. MARTIN LUTHER KING JR. STREET NORTH, SUITE 205,
ST. PETERSBURG, FL 33703
Phone: 727-289-7112 • Fax: 727-683-9691
Website: www.newyork-pennleague.com

President: Ben Hayes

President Emeritus: Hon. Robert Julian

Treasurer: Jon Dandes

League Historian: Charlie Wride

League Administrator: Laurie Hayes

League Schedule Maker: Charlie Blaney

Corporate Secretary: Doug Estes

League Intern: Ben Prueitt

League Directors:
Glenn Tilley (Aberdeen)
David Daum (Auburn)
Naomi Silver (Batavia)
Steve Cohen (Brooklyn)
E. Miles Prentice (Connecticut)
Marvin Goldklang (Hudson Valley)
Jon Dandes (Jamestown)
Tim Bawmann (Lowell)
Michael Savit (Mahoning Valley)
Chuck Greenberg (State College)v
Glenn Reicin (Staten Island)
William L. Gladstone (Tri-City)
Kyle Bostwick (Vermont)
Paul Velte (Williamsport)

Schedule: 76 Games (per team)

Opening Date: June 17, 2013

Closing Date: September 4, 2013

All-Star Game: Tuesday, August 13, 2013 at Norwich, Connecticut (NL vs. AL)

League Statistician: Baseball Advanced Media
75 Ninth Avenue, New York, NY 10111
Phone: 212-485-3444

Division Structure:
Pinckney: Auburn, Batavia, Jamestown, Mahoning Valley, State College, Williamsport
McNamara: Aberdeen, Brooklyn, Hudson Valley, Staten Island
Stedler: Connecticut, Lowell, Tri-City, Vermont

Playoff Format: Division champions and wild-card team meet in best-of-3 semifinals. Winners meet in best-of-3 series for league championship.

Roster Limits: 30 active, but only 25 may be in uniform and eligible to play in any given game.

Player Eligibility Rule: No more than four players who are 23 or older. No more than three players on active list may have four or more years of prior service.

2011 AND 2012 NEW YORK-PENN LEAGUE TOTAL ATTENDANCE

				Openings		Average	
Club	2012 Tot	2011 Tot	Change	2012	2011	2012	2011
Aberdeen	244,974	242,723	2,251	38	37	6,447	6,560
Auburn	55,810	48,428	7,381	38	34	1,469	1,424
Batavia	33,443	37,029	-3,586	37	35	904	1,058
Brooklyn	249,009	245,087	3,922	38	35	6,553	7,002
Connecticut	58,086	62,317	-4,231	35	35	1,660	1,780
Hudson Valley	161,811	149,243	12,568	37	33	4,373	4,523
Jamestown	36,078	42,086	-6,008	35	37	1,031	1,137
Lowell	168,239	167,222	1,017	37	36	4,547	4,645
Mah. Valley	109,956	111,048	-1,092	36	37	3,054	3,001
State College	129,588	139,007	-9,419	37	37	3,502	3,757
Staten Island	141,163	192,568	-51,405	38	34	3,715	5,664
Tri-City	159,966	156,297	3,669	38	36	4,210	4,342
Vermont	89,977	88,711	1,266	36	36	2,499	2,464
Williamsport	62,901	68,124	-5,223	37	37	1,700	1,841

2012 Total Attendance 1,701,001

2012 All-Star Game Attendance (Niles, OH).....5,897

2012 Playoff Attendance (9 Games) 23,644

2013 Scholarship Program

The 2013 NYPL Scholarship Program is open to any graduating senior from a public or private high school within the league's footprint, who has been accepted at any two or four-year college or university, vocational or technical education institution. Applicants will be judged based on academic performance, volunteer and extracurricular activities, and the impact their local NYPL club and Minor League Baseball has had on their lives.

The Scholarship Program will consist of two stages – a local round and a divisional round. In the local stage, students will apply directly with their local NYPL team, with one applicant chosen by each of the 14 teams to advance to the divisional round. The 14 finalists will be separated by the division of the team they represent. The winning application from each of the NYPL's three divisions (McNamara, Pinckney and Stedler).

The scholarship's top prize includes three winners of a $2,500 scholarship and eleven winners of $250 each for books.

"The New York-Penn League Charitable Foundation initiated the scholarship program in 2009 as a way to assist high school seniors from within our league's footprint who not only meet and exceed traditional scholarship criteria, but have also demonstrated the positive benefits their local NYPL club has had on their life," said Ben J. Hayes, President of the New York-Penn League. "The Foundation is pleased to have this scholarship program in place and to support our 14 member clubs in their year-round community outreach efforts."

Students must have a 3.0 GPA (on a 4.0 scale) and participate in extracirricular activities. Applicant should also be involved with community service and be able to provide references. A copy of a high school transcript and letter of acceptance to institution must be included in application.

In 2012, the three $2,500 scholarships were awarded to students from the Vermont Lake Monsters, Staten Island Yankees and Jamestown Jammers.

For more information and to Apply visit

www.NewYork-PennLeague.com

Aplication Deadline is June 28, 2013

BRINGING CHEERS FOR 74 YEARS

This league was founded in 1939 with the name "Pennsylvania-Ontario-New York League." This was generally shortened to "PONY League". The original teams included the Batavia Clippers, Bradford Bees, Hamilton Red Wings, Jamestown Jaguars, Niagara Falls Rainbows and the Olean Oilers. The Oilers, a Brooklyn Dodgers affiliate, won both the regular-season and playoff championships.

The Hamilton Red Wings folded early in the 1956 season, and with no more teams in Ontario, the league adopted its current name in 1957. The league crossed back into Canada with the formation of the St. Catharines Blue Jays in 1986. They were joined by the Hamilton Redbirds in 1987 and the Welland Pirates in 1989, but all three clubs had moved back stateside by 2000.

PONY/NY-PENN LEAGUE TEAMS (1939-PRESENT)

Aberdeen IronBirds
Auburn Americans
Auburn Astros
Auburn Doubledays
Auburn Mets
Auburn Phillies
Auburn Red Stars
Auburn Sunsets
Auburn Twins
Auburn Yankees
Batavia Clippers
Batavia Indians
Batavia Muckdogs
Batavia Pirates
Batavia Tigers
Batavia Trojans
Binghamton Triplets
Bradford Beagles
Bradford Bees
Bradford Blue Wings
Bradford Phillies
Bradford Yankees
Brooklyn Cyclones
Connecticut Tigers
Corning Athletics
Corning CorSox
Corning Independents
Corning Red Sox
Corning Royals
Elmira Pioneers
Elmira Red Sox
Elmira Suns
Erie Cardinals
Erie Orioles
Erie Sailors
Erie Sea Wolves
Erie Senators
Erie Tigers
Geneva Cubs
Geneva Red Legs
Geneva Senators
Geneva Twins
Glens Falls Redbirds
Hamilton Cardinals
Hamilton Red Birds
Hamilton Red Wings
Hornell Dodgers
Hornell Maple Leafs
Hornell Maples
Hornell Pirates
Hornell Reds
Hudson Valley Renegades
Jamestown Braves
Jamestown Dodgers
Jamestown Expos
Jamestown Falcons
Jamestown Jaguars
Jamestown Jammers
Jamestown Tigers
Little Falls Mets
Lockport Cubs
Lockport Reds
Lockport White Sox
Lockport Sox
London Pirates
Lowell Spinners
Mahoning Valley Scrappers
New Jersey Cardinals
Newark Co-Pilots
Newark Orioles
Niagara Falls Pirates
Niagara Falls Rainbows
Niagara Falls Rapids
Niagara Falls Sox
Olean Athletics
Olean Giants
Olean Oilers
Olean Red Sox
Olean Yankees
Oneonta Red Sox
Oneonta Tigers
Oneonta Yankees
Pittsfield Astros
Pittsfield Mets
Queens Kings
St. Catharines Blue Jays
St. Catharines Stompers
State College Spikes
Staten Island Yankees
Tri-City Valley Cats
Utica Blue Jays
Utica Blue Marlins
Utica Blue Sox
Utica Marlins
Vermont Expos
Vermont Lake Monsters
Watertown Indians
Watertown Pirates
Welland Pirates
Wellsville Braves
Wellsville Nitros
Wellsville Red Sox
Wellsville Rockets
Wellsville Senators
Wellsville Yankees
Williamsport Astros
Williamsport Crosscutters
Williamsport Cubs
Williamsport Red Sox

The Power of Baseball and the Power of Caring.

The New York-Penn League Charitable Foundation, and its teams, donated over $1,300,000 in goods and services throughout New York-Penn League communities in 2012; with a five year donation toal of more than $5.7 million. We're setting our goals even higher this year, and you can help, too! Hit a home run by spreading the word and making a donation to the New York-Penn League Charitable Foundation.

For more information or to make a donation,
visit the "Charitable Foundation" link at www.newyork-pennleague.com

ABERDEEN IRONBIRDS

Years in League:
2002–Present
Mailing Address:
873 Long Drive
Aberdeen, MD 21001
Telephone: 410-297-9292
Fax: 410-297-6653

E-Mail:
info@ironbirdsbaseball.com
Website:
www.ironbirdsbaseball.com

FRONT OFFICE STAFF

Chairman & Founder, Ripken Baseball:
Cal Ripken Jr.
CO-Owner/Executive Vice President:
Bill Ripken
President:
Glenn Tilley
Exec. Dir., Professional Baseball/General Manager:
Amy Venuto
Assistant GM:
Brad Cox
Dir., Ticket Operations:
Ian Clark

Production & Game Entertainment Mgr.:
Mike Zapalowicz
Direct Marketing Representative:
John Tamburo
CJ Harbach
Dir., Retail Merchandising:
Don Eney
Office Coordinator:
Lauren Yingling
Accounting Manager:
Elly Ripken
Accounting Assistant:
Austyn Ripken
Susan Borig

Account Representatives:
Brian DeAngelis
Casey Hertel
Julie-Ann Festivo
Lee Greely
Stephanie Bonenberger
Don DiBastiani
Dir., Baseball Facilities Operations:
Glenn Valis
Facilities Manager:
Steve Fairbaugh
Head Groundskeeper:
Patrick Coakley

FIELD STAFF

Manager: Matt Merullo
Batting Coach: Jon Mathews
Pitching Coach: Alan Mills

VISITING CLUB HOTEL

Courtyard by Marriott
830 Long Drive
Aberdeen, MD 21001
Contact: Patty Scott
Phone: 410-272-0440

UMPIRE HOTEL

Wingate by Wyndham, Belcamp
1326 Policy Drive
Belcamp, MD 21017
Contact: Shirley Doud
Phone: 410-272-2929

LOCAL MEDIA

Newspapers: The Aegis, The Baltimore Sun, Baltimore Examiner, The Cecil Whig
Television: MASN, WBAL, WBFF, WJZ, WMAR,
Harford Cable Network, and via www.ironbirdsbaseball.com
Radio: WAMD 970

General Manager:
Amy Venuto

IRONBIRDS 2013 SCHEDULE (Dates in blue indicate home games)

JUNE

Sunday	Monday	Tuesday	Wednesday	Thursday	Friday	Saturday
16	17 7:35	18 7:05	19 7:05	20	21	22
23	24	25	26 7:05	27 7:05	28 7:05	29 7:05
30 5:35						

JULY

Sunday	Monday	Tuesday	Wednesday	Thursday	Friday	Saturday
	1	2	3	4 7:05	5 7:05	6 7:05
7	8	9	10 7:05	11 7:05	12 7:05	13 7:05
14 5:35	15 7:05	16 OFF	17	18	19	20
21	22	23 7:05	24 7:05	25 7:05	26	27
28	29	30 7:05	31 7:05			

AUGUST

Sunday	Monday	Tuesday	Wednesday	Thursday	Friday	Saturday
				1 7:05	2 7:05	3 7:05
4 5:35	5 OFF	6	7	8	9	10
11	12 ALL-STAR BREAK	13 ALL-STAR CELEBRATION	14 7:05	15 7:05	16	17
18	19 7:05	20 7:05	21	22	23 7:05	24 7:05
25 2:35	26	27	28	29 7:05	30 7:05	31

SEPTEMBER

Sunday	Monday	Tuesday	Wednesday	Thursday	Friday	Saturday
1	2 7:05	3 7:05	4 7:05	5	6 NYPL PLAYOFFS BEGIN	

TICKET INFORMATION

Premium Box: $17
Field Box: $15
Terrace Box: $12.50
Loge Box: $13.50
Reserved: $9.50

BALTIMORE ORIOLES INFO

Dir., Player Development:
John Stockstill

ORIOLES FARM SYSTEM

AAA: Norfolk Tides
AA: Bowie Baysox
A (Advanced): Frederick Keys
A: Delmarva Shorebirds
A (Short-Season): Aberdeen IronBirds
Rookie: GCL Orioles, DSL Orioles

STADIUM INFORMATION

Name: Ripken Stadium
Capacity: 6,300
Dimensions: LF 310, CF 400, RF 310
Year Opened: 2002

DIRECTIONS

From Baltimore, MD: Take I-95 N. Take the MD-22 exit number 85 towards Aberdeen/Churchville and bear right. Bear left at the fork at the top of the exit. Turn left onto MD-22 W/Aberdeen Trwy/Churchville Rd. Turn right onto Long Drive and follow to Ripken Stadium.

AUBURN DOUBLEDAYS

Years in League:
1958-1980, 1982–Present
Mailing Address:
130 North Division St.
Auburn, NY 13021
Telephone: 315-255-2489
Fax: 315-255-2675
E-Mail:info@auburndoubledays.com
Website:www.auburndoubledays.com

FRONT OFFICE STAFF

Operated by Auburn Community Baseball

President:
David Daum
General Manager:
Jason Horbal
Business Manager:
RC Reuteman
Head Groundskeeper:
Brian Rhodes
Mgr., Office Operations:
Jessica Swartz
Mgr., Communications & Digital Marketing:
Kristina Callahan
Mgr., Marketing Communications:
Andrew Klock
Mgr., Branding & Design:
Elizabeth Pieniazek
Mgr., Food & Beverage Ops.
Matt Zalucki
Mgr., Media Relations & Broadcasting:
Graham Doty
Mgr., Marketing & Promotions:
Charles Garbutt
Ellyn Grant Keane
Andrew Kane
Baseball Ops. Asst./Video
Michael Kanen

FIELD STAFF

Manager: Gary Cathcart
Hitting Coach: Luis Ordaz
Pitching Coach: Sam Narron
Trainer: Darren Yoos
Str. & Cond.: Evan Gallagher

VISITING CLUB HOTEL

Holiday Inn - Finger Lakes Region
75 North Street
Auburn, NY 13021
Phone: 315-253-4531 ext. 2121
Contact: Carrie Mann
hirooms@hiauburn.com

UMPIRE HOTEL

Springside Inn
6141 West Lake Road
Auburn, NY 13021
Phone: 315-252-7247
Contact: Mary Moore

LOCAL MEDIA

Radio: Finger Lakes Radio 1590 AM & 98.1 FM
Newspapers: The Citizen (Ben Meyers & Jeremy Houghtaling), Post Standard
Television: WSTM 3, WTVH 5, WSYR 9, News 10 Now

General Manager:
Jason Horbal

DOUBLEDAYS 2013 SCHEDULE (Dates in blue indicate home games)

JUNE

Sunday	Monday	Tuesday	Wednesday	Thursday	Friday	Saturday
16	17 7:05	18	19 7:05	20 7:05	21 7:05	22 6:05
23	24	25	26 7:05	27 7:05	28	29
30						

JULY

Sunday	Monday	Tuesday	Wednesday	Thursday	Friday	Saturday
	1	2 7:05	3	4 7:05	5 7:05	6 6:05
7	8	9	10 7:05	11 7:05	12 7:05	13 6:05
14 2:05	15 7:05	16 OFF	17	18	19	20
21	22	23 7:05	24 7:05	25 7:05	26	27
28 4:05	29 7:05	30	31			

AUGUST

Sunday	Monday	Tuesday	Wednesday	Thursday	Friday	Saturday
				1	2	3
4	5 OFF	6 7:05	7 7:05	8 7:05	9 7:05	10 6:05
11 2:05	12 ALL STAR BREAK	13	14	15	16 7:05	17 6:05
18	19	20 7:05	21	22	23	24
25	26 7:05	27	28 7:05	29	30	31 6:05

SEPTEMBER

Sunday	Monday	Tuesday	Wednesday	Thursday	Friday	Saturday
1 2:05	2 7:05	3 7:05	4 7:05	5	6 NYPL PLAYOFFS BEGIN	

TICKET INFORMATION

Box Seats: Adults: $9 **General Admin:** Adults: $7 **Seniors & Children:** $6

WASHINGTON NATIONALS INFO

Dir., Minor League Operations:
Mark Scialabba
Dir., Player Development:
Doug Harris

NATIONALS FARM SYSTEM

AAA: Syracuse Chiefs
AA: Harrisburg Senators
A (Advanced): Patomic Nationals
A: Hagerston Suns
A (Short-Season): Auburn Doubledays
Rookie: GCL Nationals

STADIUM INFORMATION

Name: Leo Pinckney Field at Falcon Park
Capacity: 2,800
Dimensions: LF 330, CF 400, RF 330
Year Opened: 1995

DIRECTIONS

From the East: Take route 5 (west) to Auburn. Route 5 will turn into route 5 & 20, take a right on Columbus Street. Columbus becomes N. Division Street. Falcon Park will be one mile ahead on the right hand side of the road.
From the West: Take Route 5 & 20 East to Auburn. Take a left on North Division. Falcon Park will be one Mile ahead on the right hand side of the road

BATAVIA MUCKDOGS

Years in League:
1939-53, '57-'59, '61–Present

Mailing Address:
299 Bank Street
Batavia, NY 14020

Telephone:
585-343-5454

Fax:
585-343-5620

E-Mail:
tsick@muckdogs.com

Website:
www.muckdogs.com

FRONT OFFICE STAFF

Operated by: Red Wings Management, LLC

Chief Operating Officer:
Naomi Silver

General Manager:
Travis Sick

Asst. General Manager:
Mike Ewing

Clubhouse Manager:
John Versage

Food & Beverage Manager:
Mike Senko

Dir., Stadium Grounds:
Don Rock

Dir., Merchandising:
Barbara Moore

FIELD STAFF

Manager: Angel Espada
Batting Coach: Rich Arena
Pitching Coach: Brendan Sagara
Trainer: Michael Bibbo

VISITING CLUB HOTEL

Days Inn
200 Oak Street
Batavia, NY 14020
Phone: 585-343-6000
Contact: Chaya Joshi

UMPIRE HOTEL

Batavia Quality Inn
8200 Park Road
Batavia, NY 14020
Phone: 585-343-7000
Contact: Pink Patel

LOCAL MEDIA

Radio: WBTA-1490-AM - Matthew Coller
Newspapers: Batavia Daily News

COO: Naomi Silver

General Manager: Travis Sick

MUCKDOGS 2013 SCHEDULE (Dates in blue indicate home games)

JUNE

Sunday	Monday	Tuesday	Wednesday	Thursday	Friday	Saturday
16	17	18 7:05	19	20 7:05	21 7:05	22 7:05
23	24	25	26	27 7:05	28 7:05	29 7:05
30 1:05						

JULY

Sunday	Monday	Tuesday	Wednesday	Thursday	Friday	Saturday
	1 7:05	2	3 7:05	4	5	6
7	8 7:05	9	10 7:05	11 7:05	12 7:05	13 7:05
14 5:05	15 7:05	16 OFF	17	18	19	20
21	22	23 7:05	24 11:05A	25	26	27
28 5:05	29 7:05	30	31			

AUGUST

Sunday	Monday	Tuesday	Wednesday	Thursday	Friday	Saturday
				1	2	3
4	5 OFF	6 7:05	7 7:05	8 7:05	9 7:05	10 7:05
11 1:05	12 ALL STAR BREAK	13	14 7:05	15	16 7:05	17 7:05
18	19	20	21 7:05	22 7:05	23	24
25	26	27 7:05	28	29	30	31 7:05

SEPTEMBER

Sunday	Monday	Tuesday	Wednesday	Thursday	Friday	Saturday
1 1:05	2 1:05	3 7:05	4 6:05	5	6 NYPL PLAYOFFS BEGIN	

TICKET INFORMATION

Box Seats: $7.50

General Admission: (Adults) $6.50
General Admission: (Child/Senior) $5.50

MIAMI MARLINS INFO

Farm Director:
Brian Chattin
Phone: 305-626-7379
Fax: 305-626-7294

MARLINS FARM SYSTEM

AAA: New Orleans Zephyers
AA: Jacksonville Suns
A (Advanced): Jupiter Hammerheads
A: Greensboro Grasshoppers
A (Short-Season): Batavia Muckdogs
Rookie: GCL Marlins, DSL Marlins

STADIUM INFORMATION

Name: Dwyer Stadium
Capacity: 2,600

Dimensions: LF 325, CF 400, RF 325
Year Opened: 1996

DIRECTIONS

I-90 to exit 48, left on Route 98 south, left on Richmond Ave., left on Bank St. Dwyer Stadium is on the left.

BROOKLYN CYCLONES

Years in League:
2001–Present
Mailing Address:
1904 Surf Avenue
Brooklyn, NY 11224
Telephone:718-449-8497
Fax: 718-449-6368
E-Mail:
info@brooklyncyclones.com
Website:
www.brooklyncyclones.com

FRONT OFFICE STAFF

Chairman, CEO:
Fred Wilpon
President:
Saul Katz
Cheif Operating Officer:
Jeff Wilpon
General Manager:
Steve Cohen
Asst. General Manager:
Kevin Mahoney
Dir., Communications:
Billy Harner
Dir., New Business Development:
Gary J. Perone

Manager of Ticket Ops.:
Greg Conway
Manager of Group Sales:
Danny Diaz
Graphics Manager:
Kevin Jimenez
Operations Manager:
Vladimir Lipsman
Community Relations Manager:
Josh Mevorach
Admin. Asst., Community Relations:
Sharon Lundy-Ross
Staff Accountant:
Tatiana Isdith

Community Outreach & Promotion:
Guy Zoda
Account Executives:
Craig Coughlin
Madison Gallagher
Josh Hernández
Nicole Kneessy
Ricky Viola
Head Groundskeeper:
Mike Meola

FIELD STAFF

Manager: Rich Donnelly
Hitting Coach: Bobby Malek
Pitching Coach: Marc Valdes
Athletic Trainer: Eric Velazquez

VISITING CLUB HOTEL

Holiday Inn Express
625 Union Street
Brooklyn, NY 11215
Phone: 347-750-2103

UMPIRE HOTEL

Doubletree Hotel
135-30 140th Street
Jamaica, NY 11436
Phone: 718-322-2300

LOCAL MEDIA

Broadcaster: David Greenwald (FM 90.3 WKRB)
Newspapers: NY Daily News, NY Post, The New York Times, Newsday

General Manager:
Steve Cohen

Assistant General Manager:
Kevin Mahoney

CYCLONES 2013 SCHEDULE (Dates in blue indicate home games)

JUNE

Sunday	Monday	Tuesday	Wednesday	Thursday	Friday	Saturday
16	17	18 7:00	19	20 7:00	21 7:00	22 6:30
23 5:00	24	25	26	27	28	29 6:00
30						

JULY

Sunday	Monday	Tuesday	Wednesday	Thursday	Friday	Saturday
	1 7:00	2	3 7:00	4	5	6
7 5:00	8 7:00	9 11:00A	10	11	12	13
14	15	16 OFF	17 7:00	18 7:00	19 7:00	20 6:00
21 5:00	22 7:00	23	24	25	26	27
28 5:00	29 7:00	30	31			

AUGUST

Sunday	Monday	Tuesday	Wednesday	Thursday	Friday	Saturday
				1	2	3
4	5 OFF	6 7:00	7 11:00A	8 7:00	9 7:00	10 6:00
11 5:00	12 ALL STAR BREAK	13 ALL STAR CELEBRATION	14 7:00	15	16 7:00	17 6:00
18 5:00	19 7:00	20 7:00	21	22 7:00	23	24
25	26 7:00	27 7:00	28 7:00	29 7:00	30	31 6:00

SEPTEMBER

Sunday	Monday	Tuesday	Wednesday	Thursday	Friday	Saturday
1 7:05	2	3	4	5	6 NYPL PLAYOFFS BEGIN	

TICKET INFORMATION

Field Box: $16 **Box:** $14 **Bleacher:** $9

NEW YORK METS INFO

Player Development & Amature Scouting:
Paul DePodesta

METS FARM SYSTEM

AAA: Las Vegas 51s
AA: Binghamton Mets
A (Advanced): St. Lucie Mets
A: Savannah Sand Gnats
A (Short-Season): Brooklyn Cyclones
Rookie: Kingsport Mets, GCL Mets, DSL Mets

STADIUM INFORMATION

Name: MCU Park
Capacity: 7,500
Dimensions: LF 315, CF 412, RF 325
Year Opened: 2001

DIRECTIONS

From the West: Take the Belt Parkway East to Cropsey Avenue/Coney Island (exit 6). At the end of the ramp, make a right onto Cropsey Avenue. Continue straight in the middle lane, as Cropsey turns into W. 17th Street. MCU Park is directly ahead, approximately 3 blocks.

CONNECTICUT TIGERS

Years in League:
2010–Present
Mailing Address:
14 Stott Avenue
Norwich, CT 06360
Telephone:
860-887-7962

Fax: 860-886-5996
Email:
info@cttigers.com
Website:
www.cttigers.com

FRONT OFFICE STAFF

President:
E. Miles Prentice

VP, General Manager:
C.J. Knudsen

VP, Asst. General Manager:
Eric Knighton

Dir., Facilities & Turf Management:
Bryan Barkley

Dir., Community Relations & Promotions:
Dave Schermerhorn

Dir., Concessions & Merchandise:
Heather Bartlett

Box Office Manager:
Josh Postler

Dir., Media Relations
Jon Versteeg

Group Sales Manager:
Jack Kasten

Group Sales Account Executive:
Kano Kinnaman

Bookeeper:
Minna DeGaetano

FIELD STAFF

Manager: Andrew Graham
Hitting Coach: Mike Rabelo
Pitching Coach: Mark Johnson
Trainer: Jason Schwartzman

VISITING CLUB HOTEL

Holiday Inn Norwich
10 Laura Blvd.
Norwich, CT 06360
Contact: Katie Weber
Phone: 860-889-5201

UMPIRE HOTEL

Rosemont Suites at the
Courtyard Marriott Norwich
181 West Town Street
Norwich, CT 06360
Contact: Kara Spinnato
Phone: 860-886-2600

LOCAL MEDIA

Radio: WICH 1310 AM (Flagship)
Newspapers: Norwich Bulletin, The Day (New London), Hartford Courant
Television: WFSB-Channel 3, WTIC-FOX 61, WTNH-Channel 8, WVIT-NBC 30

General Manager
C.J. Knudsen

Assistant General Manager:
Eric Knighton

TIGERS 2013 SCHEDULE (Dates in blue indicate home games)

JUNE

Sunday	Monday	Tuesday	Wednesday	Thursday	Friday	Saturday
16	17 7:05	18 7:05	19	20	21	22
23 4:05	24 7:05	25 7:05	26 7:05	27 7:05	28	29
30						

JULY

Sunday	Monday	Tuesday	Wednesday	Thursday	Friday	Saturday
	1	2	3	4 7:05	5 7:05	6 7:05
7	8	9	10 7:05	11 7:05	12 7:05	13 7:05
14 4:05	15 11:05A	16 OFF	17	18	19	20
21	22	23 7:05	24 7:05	25 7:05	26 7:05	27 7:05
28	29	30 7:05	31 7:05			

AUGUST

Sunday	Monday	Tuesday	Wednesday	Thursday	Friday	Saturday
				1 7:05	2 7:05	3 5:05
4 4:05	5 OFF	6	7	8	9	10
11	12 ALL STAR BREAK	13 ALL STAR CELEBRATION	14 7:05	15 7:05	16 7:05	17 7:05
18 4:05	19	20	21 7:05	22 7:05	23	24
25	26 7:05	27 7:05	28 7:05	29	30 7:05	31

SEPTEMBER

Sunday	Monday	Tuesday	Wednesday	Thursday	Friday	Saturday
1	2	3	4	5	6 NYPL PLAYOFFS BEGIN	

TICKET INFORMATION

The Yard Bar & Grill: $20
Reserved Seat: $9
Premium Box Seat: $10
Grandstand Seat: $8

DETROIT TIGERS INFO

Dir, Minor League Operations:
Dan Lunetta
Phone: 313-471-2059
Fax: 313-471-2099

TIGERS FARM SYSTEM

AAA: Toledo Mud Hens
AA: Erie SeaWolves
A (Advanced): Lakeland Flying Tigers
A: West Michigan Whitecaps
A (Short-Season): Connecticut Tigers
Rookie: GCL Tigers, DSL Tigers, VSL Tigers

STADIUM INFORMATION

Name: Dodd Stadium
Capacity: 6,270
Playing Surface: Grass
Dimensions: LF 309, CF 401, RF 309
Year Opened: 1995

DIRECTIONS

From West (Hartford/Middleton Areas)-Take Route 2 East to Exit 27 (Yantic). At the end of the exit ramp, take a right. Bear right onto Route 32 North (towards Willimantic). At the third light, take a right onto New Park Avenue, which brings you into the Norwich Industrial Park. Follow the green and white Dodd Stadium signs until you see the stadium on the right.

HUDSON VALLEY RENEGADES

Years in League:
1994–Present
Mailing Address:
P.O. Box 661
Fishkill, NY 12524
Telephone: 845-838-0094

Fax: 845-838-0014
E-Mail:
info@hvrenegades.com
Website:
www.hvrenegades.com

FRONT OFFICE STAFF

President:
Jeff Goldklang
Sr. VP & General Manager:
Eben Yager
VP & Asst. General Manager:
Corey Whitted
Asst. General Manager:
Kristen Huss
Dir., Special Events:
Rick Zolzer
Dir., Stadium Events:
Tom Hubmaster
Dir., Baseball Communication:
Joe Ausanio

Dir., Business Operations:
Vicky DeFreese
Dir., Corporate Partnership:
Andy Willmert
Dir., Promotions:
Sean Kammerer
Dir., Marketing & Communication:
Corinne Adams
Manager of New Business:
Dave Neff
Social Media & Marketing Coordinator:
Morgan Powell
Sales Account Executive:
Alexis Howard
Rob Bell

Manager of Stadium Operations:
Kyle Mondschein
Dir., Food & Beverage:
Chris Yager
Head Groundskeeper:
Tim Merante
Community Relations Specialist:
Bob Outer

FIELD STAFF

Manager: Mike Johns
Pitching Coach: Steve Watson
Batting Coach: Dan DeMent

VISITING CLUB HOTEL

Days Hotel
20 Schuyler Blvd, Fishkill, NY 12524
Phone: (845) 896-4995 - Fax: (845) 896-6631

UMPIRE HOTEL

Quality Inn
849 Route 52, Fishkill, NY 12524
Phone: (845) 897-9300 - Fax: (845) 897-9301

LOCAL MEDIA

Radio Announcer: Gregg Caserta
Flagship Stations: WKIP 1450-AM, WKIP 1370-AM;
On-line at www.hvrenegades.com
Newspapers: Poughkeepsie Journal, Times Herald-Record
Television: YNN, Cablevision

General Manager:
Eben Yager

Assistant General Manager:
Corey Whitted

RENEGADES 2013 SCHEDULE (Dates in blue indicate home games)

JUNE

Sunday	Monday	Tuesday	Wednesday	Thursday	Friday	Saturday
16	17	18	19	20	21 7:05	22
23	24 7:05	25 7:05	26 7:05	27	28 7:05	29
30 1:05						

JULY

Sunday	Monday	Tuesday	Wednesday	Thursday	Friday	Saturday
	1 7:05	2 7:05	3 7:05	4	5 7:05	6
7	8	9	10 7:05	11 7:05	12 7:05	13 5:05
14 5:05	15 11:05A	16 OFF	17	18	19	20
21	22	23 7:05	24 7:05	25 7:05	26 7:05	27 7:05
28	29	30 7:05	31 7:05			

AUGUST

Sunday	Monday	Tuesday	Wednesday	Thursday	Friday	Saturday
				1 7:05	2 7:05	3 7:05
4 5:05	5 OFF	6	7	8	9	10
11	12 ALL STAR BREAK	13 ALL STAR CELEBRATION	14	15 7:05	16	17
18	19	20	21 7:05	22 7:05	23 7:05	24 7:05
25 5:05	26	27	28	29	30	31 7:05

SEPTEMBER

Sunday	Monday	Tuesday	Wednesday	Thursday	Friday	Saturday
1 1:05	2 7:05	3 6:35	4 6:35	5	6 NYPL PLAYOFFS BEGIN	

TICKET INFORMATION

Premium Box: $15 **Box:** $14 **Reserved:** $11 **Res. Grandstand:** $8
Switch Hitter: $8 **Gen. Admission:** $6 **Corona Cove:** $6

TAMPA BAY RAYS INFO

Dir., Minor League Ops: Mitch Lukevics
Phone: 727-825-3267
Fax: 727-825-3493

RAYS FARM SYSTEM

AAA: Durham Bulls
AA: Montgomery Biscuits
A: Charlotte Stone Crabs
A: Bowling Green Hot Rods
A (Short-Season): Hudson Valley Renegades
Rookie: Princeton Rays, GCL Rays

STADIUM INFORMATION

Name: Dutchess Stadium
Address: 1500 Route 9D
Wappingers Falls, NY 12590

Capacity: 4,494
Dimensions: LF 325, CF 400, RF 325
Year Opened: 1994

DIRECTIONS

From East: I-84 W to Rt 9D (exit 11) North one mile to Stadium.

From North, South, West: NYS thruway to exit 17 Newburgh, To I-84 E over the Newburgh-Beacon Bridge to Rt 9D (exit 11) North one mile to Stadium.

JAMESTOWN JAMMERS

Years in League:
1975-93 (Expos)
1994–Present (Jammers)
Mailing Address:
P.O. Box 638
Jamestown, NY 14702
Telephone:
716-664-0915

Fax:
716-664-4175
E-Mail:
email@jamestownjammers.com
Website:
www.jamestownjammers.com

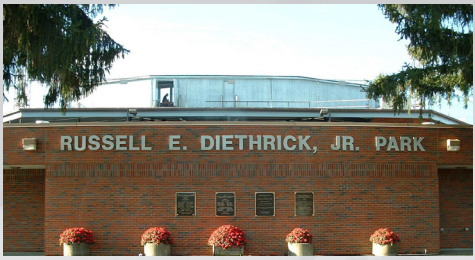

FRONT OFFICE STAFF

Operated by: Rich Baseball Operations

President, Rich Baseball:
Jonathan Dandes
General Manager:
Matthew Drayer

Sales & Operations Manager:
John Pogorzelski
Head Groundskeeper:
Josh Waid

Concessionaire:
Robert Cross

FIELD STAFF

Manager: Dave Turgeon
Pitching Coach: Mike Steele
Batting Coach: Kory DeHaan

Trainer: Dominic Cappozzo
Clubhouse Mgr.: Shane Marucci

VISITING CLUB HOTEL

Red Roof Inn
1980 E. Main Street
Falconer, NY 14733
Phone: 716-665-3670 • Fax: 716-664-7651
Contact: Julia Nelson

UMPIRE HOTEL

Comfort Inn Jamestown
2800 North Main Street, Jamestown, NY 14701
Phone: 716-664-5920 • Fax: 716-664-3068
Contact: Vicki

LOCAL MEDIA

Radio: No Radio Broadcasts
Newspapers: Jamestown Post-Journal, Chautauqua Star
Internet: Jamestown will broadcast all home and select away games online

General Manager: Matt Drayer

JAMMERS 2013 SCHEDULE (Dates in blue indicate home games)

JUNE

Sunday	Monday	Tuesday	Wednesday	Thursday	Friday	Saturday
16	17 Scrappers	18 Scrappers	19 Scrappers	20 Crosscutters 7:05	21 Crosscutters 7:05	22 Crosscutters 7:05
23 Spikes	24 Spikes	25 Spikes	26 Black Diamonds 7:05	27 Black Diamonds	28 Doubledays 7:05	29 Doubledays 7:05
30 Doubledays 1:05						

JULY

Sunday	Monday	Tuesday	Wednesday	Thursday	Friday	Saturday
	1 Scrappers 7:05	2 Scrappers 7:05	3 Scrappers 7:05	4 Doubledays	5 Doubledays	6 Doubledays
7 Black Diamonds 4:05	8 Black Diamonds	9 Black Diamonds 7:05	10 Hv	11 Hv	12 Hv	13 Spikes
14 Spikes	15 Spikes	16 OFF	17 Tigers 7:05	18 Tigers 7:05	19 Tigers 7:05	20 Ironbirds 7:05
21 Ironbirds 1:05	22 Ironbirds 7:05	23 Black Diamonds	24 Black Diamonds	25 Black Diamonds 7:05	26 Crosscutters	27 Crosscutters
28 Doubledays	29 Doubledays	30 Yankees 7:05	31 Yankees 7:05			

AUGUST

Sunday	Monday	Tuesday	Wednesday	Thursday	Friday	Saturday
				1 Yankees 7:05	2 Cyclones 7:05	3 Cyclones 5:05
4 Cyclones 1:05	5 OFF	6 Lake Monsters	7 Lake Monsters	8 Lake Monsters	9 Crosscutters	10 Crosscutters
11 Crosscutters	12 ALL STAR BREAK	13 All Star Celebration	14 Black Diamonds	15 Black Diamonds 7:05	16 Spikes 7:05	17 Spikes 7:05
18 Doubledays 4:05	19 Doubledays 7:05	20 Scrappers	21 Scrappers	22 Scrappers	23 Crosscutters	24 Crosscutters 7:05
25 Crosscutters 1:05	26 Scrappers 7:05	27 Scrappers 7:05	28 Scrappers 7:05	29 Spikes	30 Spikes	31 Crosscutters

SEPTEMBER

Sunday	Monday	Tuesday	Wednesday	Thursday	Friday	Saturday
1 Crosscutters	2 Spikes 4:05	3 Spikes 6:05	4 Spikes 6:05	5	6 NYPL PLAYOFFS BEGIN	

TICKET INFORMATION

Club Level: $8 **Reserved:**$7 **General Admission:** $6

PITTSBURGH PIRATES INFO

Director of Minor League Operations:
Larry Broadway
Phone: 412-862-9749
E-mail: larry.broadway@pirates.com

PIRATES FARM SYSTEM

AAA: Indianapolis Indians
AA: Altoona Curve
A (Advanced): Bradenton Marauders
A: West Virginia Power
A (Short-Season): Jamestown Jammers
Rookie: GCL Pirates, DSL Pirates

STADIUM INFORMATION

Name: Russell E. Diethrick, Jr. Park
Address: 485 Falconer St.
Jamestown, NY 14701

Capacity: 2,800
Dimensions: LF 325, CF 414, RF 342

DIRECTIONS

From I-90: Take Exit #59 towards Dunkirk/Fredonia; turn LEFT on Route 60 South towards Jamestown and continue for 28.6 miles; Turn LEFT at traffic light onto Buffalo Street and continue for 1 mile; turn LEFT at traffic light onto Falconer Street.

From I-86/Rte 17: Take Exit #12 towards Jamestown, turn left/right on Route 60 South and continue for 0.7 miles; Turn left at traffic light onto Buffalo St. and follow directions above.

LOWELL SPINNERS

Years in League:
1996–Present
Mailing Address:
450 Aiken St.
Lowell, MA 01854
Telephone:
978-459-2255

Fax:978-459-1674
E-Mail:
info@lowellspinners.com
Website:
www.lowellspinners.com

FRONT OFFICE STAFF

Principal Owner, CEO:
Drew Weber
President/General Manager:
Tim Bawmann
VP, Facilities:
Dan Beaulieu
Dir. Media Relations
Jon Boswell
Dir. Merchandising:
Jeff Cohen
Dir. Creative Services:
Jarrod FitzGerald

VP, Corporate Communications:
Jon Goode
VP, Group Ticketing:
Jon Healy
VP/Controller:
Priscilla Harbour
VP/Asst. General Manager:
Brian Lindsay
Dir. Facility Management:
Gareth Markey

Head Groundskeeper/ Sales Executive:
Jeff Paolino
Dir. Ticket Operations:
Justin Williams
Dir. Game Day Entertainment:
Matt Steinberg
Clubhouse Manager:
Del "Dogman" Christman
Ticket Office Intern:
Jason Carucci
Riley Rogers

FIELD STAFF

Manager: Bruce Crabbe
Hitting Coach: Noah Hall
Pitching Coach: Walter Miranda
Trainer: Satoshi Kajiyama

VISITING CLUB HOTEL

Radisson of Chelmsford
10 Independence Drive, Chelmsford, MA 01824
Phone: 978-256-0800
Fax: 978-256-0750

UMPIRE HOTEL

The Courtyard by Marriot
30 Industrial Avenue East, Lowell, MA 01852
Phone: 978-458-7575
Fax: 978-458-1302

LOCAL MEDIA

Radio: WCAP 980 AM
Newspapers: Lowell Sun, Daily Times Chronicle, Lawrence Eagle Tribune

President/General Manager: Tim Bawmann

SPINNERS 2013 SCHEDULE (Dates in blue indicate home games)

JUNE

Sunday	Monday	Tuesday	Wednesday	Thursday	Friday	Saturday
16	17 Tigers	18 Tigers	19 Tigers 7:05	20 Hooligans 7:05	21 Hooligans 7:05	22 Hooligans 7:05
23 Lowell Spinners	24 Lowell Spinners	25 Lowell Spinners	26 Hooligans	27 Hooligans	28 Lowell Spinners 7:05	29 Lowell Spinners 7:05
30 Lowell Spinners 1:05						

JULY

Sunday	Monday	Tuesday	Wednesday	Thursday	Friday	Saturday
	1 Tigers 7:05	2 Tigers 7:05	3 Tigers 7:05	4 Hooligans	5 Hooligans	6 Hooligans
7 Cyclones	8 Cyclones	9 Cyclones	10 Yankees 7:05	11 Yankees 7:05	12 Yankees 7:05	13 Mets 5:05
14 Mets 5:05	15 Mets 7:05	16 OFF	17 Spikes	18 Spikes	19 Spikes	20 Lexington
21 Lexington	22 Lexington	23 Cyclones 7:05	24 Cyclones 11:05A	25 Cyclones 7:05	26 Tigers	27 Tigers
28 Lowell Spinners	29 Lowell Spinners	30 Dodgers 7:05	31 Dodgers 7:05			

AUGUST

Sunday	Monday	Tuesday	Wednesday	Thursday	Friday	Saturday
				1 Dodgers 7:05	2 Stickers 7:05	3 Stickers 5:05
4 Stickers 5:05	5 OFF	6 Scrappers	7 Scrappers	8 Scrappers	9 Yankees	10 Yankees
11 Yankees	12 ALL STAR BREAK	13 All Star Celebration	14 Lowell Spinners 7:05	15 Lowell Spinners 7:05	16 Hooligans 7:05	17 Hooligans 7:05
18 Hooligans 1:05	19 Tigers 7:05	20 Tigers 7:05	21 Tigers	22 Tigers	23 Hooligans	24 Hooligans
25 Hooligans	26 Ironbirds 7:05	27 Ironbirds 7:05	28 Ironbirds 7:05	29 Tigers 7:05	30 Tigers	31 Hooligans 7:05

SEPTEMBER

Sunday	Monday	Tuesday	Wednesday	Thursday	Friday	Saturday
1 Hooligans 6:05	2 Ironbirds	3 Ironbirds	4 Ironbirds	5	6 NYPL PLAYOFFS BEGIN	

TICKET INFORMATION

Premium Box: $10 **Box:** $9 **Reserved:** $6

BOSTON RED SOX INFO

Dir. of Player Development:
Ben Crockett

RED SOX FARM SYSTEM

AAA: Pawtucket Red Sox
AA: Portland Sea Dogs
A (Advanced): Salem Red Sox
A: Greenville Drive
A (Short-Season): Lowell Spinners
Rookie: GCL Red Sox, DSL Red Sox

STADIUM INFORMATION

Name: Edward A. LaLacheur Park
Capacity: 4,842
Dimensions: RF 301, CF 400, LF 337
Year Opened: 1998

DIRECTIONS

Route I-495 or Route 3 to Lowell Connector. Follow Connector to exit 5B, Thorndike Street. Follow Thorndike Street past City Hall. Take left at Father Morrissette Blvd. At first light, turn right on Cabot Street. Ballpark will be on the left.

MAHONING VALLEY SCRAPPERS

Mailing Address: 111 Eastwood Mall Blvd.
Niles, OH 44446
Telephone: 330-505-0000
Fax: 330-505-9696
E-Mail: info@mvscrappers.com
Website: www.mvscrappers.com

FRONT OFFICE STAFF

Managing General Partner:
Mike Savit
General Manager:
Jordan Taylor
Asst. GM, Marketing:
Heather Sahli
Asst. GM, Sales:
Matt Thompson

Asst. GM, Operations:
Brad Hooser
Group Sales Mgr.:
Chris Sumner
Accounting Mgr.:
Courtney Perrino
Account Executive:
Brian Sturgeon

Head Groundskeeper/ Asst. Dir. Stadium Ops.:
Matt Rollins
Box Office/ Merchandise Manager:
Stephanie Novak

FIELD STAFF

Manager: Ted Kubiak
Hitting Coach: Shaun Larkin
Pitching Coach: Scott Erickson
Trainer: Matt Beauregard
Strength Coach: Ed Subel

VISITING CLUB HOTEL

Days Inn and Suites
1615 E. Liberty St.
Girard, OH 44420
Phone: 330-759-9820
Contact: Mr. Dasai

UMPIRE HOTEL

Comfort Inn
5424 Clarkins Drive
Austintown, OH 44515
330-792-9740
Contact: Shelley Stevens

LOCAL MEDIA

Radio: WNIO 1440 AM
(Radio Announcer Tim Pozagai)
Newspapers: Warren Tribune Chronicle
Youngstown Vindicator
Television: WFMJ 21
WKBN 27
WYTV 33

General Manager: Jordan Taylor

SCRAPPERS 2013 SCHEDULE (Dates in blue indicate home games)

JUNE

Sunday	Monday	Tuesday	Wednesday	Thursday	Friday	Saturday
16	17 7:05	18 7:05	19 7:05	20	21	22
23 5:05	24 7:05	25 7:05	26 7:05	27 7:05	28	29
30						

JULY

Sunday	Monday	Tuesday	Wednesday	Thursday	Friday	Saturday
	1	2	3	4 7:05	5 7:05	6 7:05
7	8	9	10 7:05	11 7:05	12 7:05	13 7:05
14 5:05	15 7:05	16 OFF	17	18	19	20
21	22	23 7:05	24 7:05	25 7:05	26 7:05	27 7:05
28 5:05	29 7:05	30	31			

AUGUST

Sunday	Monday	Tuesday	Wednesday	Thursday	Friday	Saturday
				1	2	3
4	5 OFF	6 7:05	7 7:05	8 7:05	9 7:05	10 7:05
11 5:05	12 ALL STAR FAN FEST	13 ALL STAR CELEBRATION	14	15	16	17
18	19	20 7:05	21 7:05	22 7:05	23 7:05	24 7:05
25 5:05	26	27	28	29 7:05	30 7:05	31

SEPTEMBER

Sunday	Monday	Tuesday	Wednesday	Thursday	Friday	Saturday
1	2	3	4	5	6 NYPL PLAYOFFS BEGIN	

TICKET INFORMATION

Premium Box: $11 **Box:** $9 **General Admission:** $7

CLEVELAND INDIANS INFO

Dir. of Player Development:
Ross Atkins
Phone: 216-420-4301
Fax: 216-420-4321
E-mail: ratkins@indians.com

INDIANS FARM SYSTEM

AAA: Columbus Clippers
AA: Akron Aeros
A (Advanced): Kinston Indians
A: Lake County Captains
A (Short-Season): Mahoning Valley Scrappers
Rookie: AZL Indians, DSL Indians

STADIUM INFORMATION

Name: Eastwood Field
Capacity: 6,000
Dimensions: LF 335, CF 405, RF 335
Year Opened: 1999

DIRECTIONS

From East or West: Take I-80 to Rt. 11 North.
Exit onto Rt. 82 West, then onto Rt. 46 South. The Mall & Field are one mile down on the right.

From North or South: Take Rt. 11. Exit onto Rt. 82 West then onto Rt. 46 South. The Mall & Field are one mile down on the right.

STATE COLLEGE SPIKES

Years in League:
2006–Present
Mailing Address:
112 Medlar Field at Lubrano Park
State College, PA 16802
Telephone: 814-272-1711

Toll Free: 877-99-Spikes
Fax: 814-272-1718
E-Mail: frontoffice@statecollegespikes.com
Website:
www.statecollegespikes.com



FRONT OFFICE STAFF

Operated by: Spikes Baseball LP

Chairman & Managing Partner:
Chuck Greenberg
Senior VP/General Manager:
Jason Dambach
VP/Sales:
Scott Walker
Dir., Ticket Sales:
Kris McDonough
Dir., Ballpark Operations:
Dan Petrazzolo

Sports Turf Mgr.:
Matt Neri
Accounting Mgr.:
Karen Mahon
Mgr., Promotions & Community Relations:
David Wells
Sr. Sales Executive:
Steve Kassimer
Accounting & Business Operations Specialist:
Steve Christ

Dir., Food & Beverage:
Gary Straight
Producer of In-Game Entertainment:
Ben Love
Box Office Mgr.:
Tyler James
Media Relations/ Play-by-Play Announcer:
Joe Putnam

FIELD STAFF

Manager: Oliver Marmol
Hitting Coach: Ramon Ortiz
Pitching Coach: Dernier Orozco
Athletic Trainer: Dan Martin

VISITING CLUB HOTEL

Ramada Conference Center
1450 South Atherton St.
State College, PA 16801
Phone: 814-238-3001

UMPIRE HOTEL

Courtyard State College
1730 University Drive
State College, PA 16801
Phone: (814) 238-1881

LOCAL MEDIA

Radio: WZWW 95.3 FM (flagship)
Newspapers: Centre Daily Times; Lewistown Sentinel; Altoona Mirror; Daily Collegian; Lock Haven Express
Television: WTAJ–TV 10 (CBS); WJAC–TV 6 (NBC); WWCP-TV 8 (Fox); WATM-TV 23 (ABC)

Chairman:
Chuck Greenberg

General Manager:
Jason Dambach

SPIKES 2013 SCHEDULE (Dates in blue indicate home games)

JUNE

Sunday	Monday	Tuesday	Wednesday	Thursday	Friday	Saturday
16	17 7:05	18	19 7:05	20	21	22
23 6:05	24 7:05	25 7:05	26	27	28	29
30						

JULY

Sunday	Monday	Tuesday	Wednesday	Thursday	Friday	Saturday
	1	2 7:05	3	4 1:00	5 7:05	6 7:05
7 6:05	8 7:05	9 7:05	10	11	12	13
14	15	16 OFF	17 7:05	18 7:05	19 7:05	20 7:05
21 6:05	22 12:00	23	24	25	26 7:05	27 7:05
28	29	30 7:05	31 7:05			

AUGUST

Sunday	Monday	Tuesday	Wednesday	Thursday	Friday	Saturday
				1 7:05	2 7:05	3 5:05
4 6:05	5 OFF	6	7	8	9	10
11	12 ALL STAR BREAK	13 ALL STAR CELEBRATION	14 7:05	15 7:05	16	17
18 6:05	19 7:05	20	21 7:05	22 7:05	23 7:05	24 7:05
25 6:05	26	27	28 7:05	29 7:05	30 7:05	31

SEPTEMBER

Sunday	Monday	Tuesday	Wednesday	Thursday	Friday	Saturday
1	2	3	4	5	6 NYPL PLAYOFFS BEGIN	

TICKET INFORMATION

Rail Kings: $16
Field Box: $10
Outfield Bleachers: $6
Diamond Club Seats: $12
Bullpen Box: $8

ST. LOUIS CARDINALS INFO

Dir. of Minor League Operations
John Vuch

STADIUM INFORMATION

Name: Medlar Field at Lubrano Park
Capacity: 5,570 **Year Opened:** 2008
Dimensions: LF 325, CF 399, RF 320

CARDINALS FARM SYSTEM

AAA: Memphis Redbirds
AA: Springfield Cardinals
A (Advanced): Palm Beach Cardinals
A: Quad Cities River Bandits
A (Short-Season): State College Spikes
Rookie: Johnson City Cardinals, GCL Cardinals

DIRECTIONS

Fans Arriving from Altoona & Points South - Take I-99 North. Merge onto U.S 322 East toward State College / Lewistown. Take Penn State University Exit and merge onto Park Avenue. Turn left onto Porter Road

From I-80 East & West - Take I-80 and merge onto I-99 South via Exit 161 toward U.S 322 / Bellefonte. Take the exit toward Innovation Park / Penn State University. Merge onto Park Avenue and turn left onto Porter Road.

From Harrisburg / Philadelphia & Points East - Take I-76 West toward Valley Forge. Merge onto I-283 North via Exit 246 toward Harrisburg/Hershey. I-283 becomes I-83 North. Merge onto I-81 South via exit 51-A. Take U.S 22/ 322 West to Exit 67 toward State College. Take the PA-26 exit. Turn left onto East College Avenue and turn right onto Porter Road.

STATEN ISLAND YANKEES

Years in League:
1999–Present
Mailing Address:
75 Richmond Terrace
Staten Island, NY 10301
Telephone:718-720-9265

Fax:718-273-5763
E-Mail: tickets@siyanks.com
Website: www.siyanks.com

FRONT OFFICE STAFF

President/General Manager:
Jane Rogers
Finance Manager:
Tom Phillips
Sr. VP, Corporate Sales:
Kerry Atkinson
Mgr., Sponsor Services:
Jillian Wright
Sponsorship Sales Account Representative:
Matthew Rontanini
VP of Ticket Sales:
Brian Levine

Dir., Ticket Sales & Operations:
Matt Gulino
Sales Executives:
Steven Liss
Ricky Hajduk
John DeLuca
Evan Doyle
Tim Holder
Zach Johnston
Steve McCann
Joe Mola
Kevin Ertel

Marketing Coordinator:
Melissa Loughran
Asst. Dir., Entertainment:
Michael Katz
Facility Superintendent:
Mike Rogers
Facility Manager:
Bob Brown

FIELD STAFF

Manager: Justin Pope
Batting Coach: Ty Hawkins
Pitching Coach: Carlos Chantres
Coach: Danilo Valiente

VISITING CLUB HOTEL

Comfort Inn
310 Wild Avenue,
Staten Island, NY 10305
Phone: 718-370-8555

UMPIRE HOTEL

Comfort Inn
310 Wild Avenue,
Staten Island, NY 10305
Phone: 718-370-8555

LOCAL MEDIA

Newspapers: Staten Island Advance, New York Daily News, New York Times, New York Post
Radio: 1050 ESPN Radio, WFAN, 1010 WINS, WFUV, WSIA
Television: SI76, CBS 2, ABC 7, NBC 4, FOX 5, CW 11

General Manager:
Jane Rogers

YANKEES 2013 SCHEDULE (Dates in blue indicate home games)

JUNE

Sunday	Monday	Tuesday	Wednesday	Thursday	Friday	Saturday
16	17 7:00	18	19 7:00	20 7:00	21	22 7:00
23 4:00	24 7:00	25 7:00	26	27 7:00	28	29
30						

JULY

Sunday	Monday	Tuesday	Wednesday	Thursday	Friday	Saturday
	1	2 7:00	3	4 7:00	5	6 7:00
7 4:00	8 7:00	9 7:00	10	11	12	13
14	15	16 OFF	17 7:00	18 11:00A	19 7:00	20 7:00
21 4:00	22 11:00A	23	24	25	26 7:00	27 7:00
28 4:00	29 7:00	30	31			

AUGUST

Sunday	Monday	Tuesday	Wednesday	Thursday	Friday	Saturday
				1	2	3
4	5 OFF	6 7:00	7 7:00	8 11:00A	9 7:00	10 7:00
11 4:00	12 ALL STAR BREAK	13 ALL STAR CELEBRATION	14	15	16 7:00	17 7:00
18 4:00	19	20	21 7:00	22	23	24
25	26 7:00	27 7:00	28 7:00	29	30 7:00	31

SEPTEMBER

Sunday	Monday	Tuesday	Wednesday	Thursday	Friday	Saturday
1	2	3	4	5	6 NYPL PLAYOFFS BEGIN	

TICKET INFORMATION

Home Plate Seats: $18

Reserved Seats: $15

NEW YORK YANKEES INFO

Dir. of Player Development:
Mark Newman
Phone: 813-875-7569

YANKEES FARM SYSTEM

AAA: Scranton/Wilkes-Barre Yankees
AA: Trenton Thunder
A (Advanced): Tampa Yankees
A: Charleston RiverDogs
A (Short-Season): Staten Island Yankees
Rookie: GCL Yankees, DSL Yankees

STADIUM INFORMATION

Name: Richmond County Bank Ballpark at St. George
Capacity: 7,171
Dimensions: LF 320, CF 390, RF 318
Year Opened: 2001

DIRECTIONS

From Manhattan, Brooklyn, Queens & Long Island: Take lower level on Verrazzano Bridge, stay right to toll booths. Take the Bay St. exit and follow School Rd. to Bay St. and make a left on Bay St. Follow Bay St. 2.3 miles past the Staten Island Ferry terminal and make a right turn at the parking sign right before the ballpark. Go down the ramp to the parking lot and enter the ballpark.

TRI-CITY VALLEYCATS

Years in League:
2002–Present
Mailing Address:
P.O. Box 694
Troy, NY 12181
Telephone: 518-629-2287

Fax: 518-629-2299
E-Mail: info@tcvalleycats.com
Website:www.tcvalleycats.com

FRONT OFFICE STAFF

Operated By: Tri-City ValleyCats, Inc.

President:
William L. Gladstone
VP/General Manager:
Rick Murphy
Ownership Partners:
Al Roberts
Martin Barr
Steve Siegel
John C. Burton
Asst. General Manager:
Matt Callahan
Box Office/Ticket Mgr.:
Jessica Kaszeta

Food & Beverage Coordinator:
Dianna Blanchard
Clubhouse Mgr./ Account Executive:
Phil Carr
Media Relations/ Production Mgr.:
Chris Chenes
Account Executive:
Ryan Burke
Christopher Dawson

Accountant:
Ryun Girmindl
Client Services Asst.:
Scott Hildreth
Business Development Mgr.:
Jason Lecuyer
Fan Development/ Community Relations Mgr.:
Michelle Skinner
Stadium Ops. Mgr.:
Keith Sweeney

FIELD STAFF

Manager: Ed Romero
Hitting Coach: Russ Steinhorn
Pitching Coach: Doug White

VISITING CLUB HOTEL

Travelodge Inn and Suites – Albany
42 Wolf Road
Albany, NY 12205
Phone: 518-459-5670
Fax: 518-459-8696
Contact: Wanda Nolen

UMPIRE HOTEL

Holiday Inn Express Albany - Downtown
300 Broadway
Albany, NY 12207
Phone: 518-434-4111
Fax: 518-432-5919
Contact: Dee Earle

LOCAL MEDIA

Radio: WTMM-FM, WRCZ-FM, WFLY-FM, WGNA-FM
Newspapers: Albany Times-Union, The Troy Record, Daily Gazette
Television: WNYT-TV, WRGB-TV, WTEN-TV, WXXA-TV, YNN

General Manager:
Rick Murphy

Assistant General Manager:
Matt Callahan

VALLEYCATS 2013 SCHEDULE (Dates in blue indicate home games)

JUNE

Sunday	Monday	Tuesday	Wednesday	Thursday	Friday	Saturday
16	17 Lugo Moore 7:00	18 Lugo Moore 7:00	19 Lugo Moore 7:00	20 Spinner	21 Spinner	22 Spinner
23 Tigers	24 Tigers	25 Tigers	26 Spinner 7:00	27 Spinner 7:00	28 Tigers 7:00	29 Tigers 7:00
30 Tigers 5:00						

JULY

Sunday	Monday	Tuesday	Wednesday	Thursday	Friday	Saturday
	1 Lugo Moore	2 Lugo Moore	3 Lugo Moore	4 Spinner 6:30	5 Spinner 7:00	6 Spinner 7:00
7 Tronbirds 5:00	8 Tronbirds 7:00	9 Tronbirds 11:00A	10 Scrappers	11 Scrappers	12 Scrappers	13 Hickory
14 Hickory	15 Hickory	16 OFF	17 Doubleday 7:00	18 Doubleday 7:00	19 Doubleday 7:00	20 Hv 7:00
21 Hv 5:00	22 Hv 7:00	23 Hv	24 Hv	25 Hv	26 Lugo Moore	27 Lugo Moore
28 Tigers 5:00	29 Tigers 7:00	30 Spikes	31 Spikes			

AUGUST

Sunday	Monday	Tuesday	Wednesday	Thursday	Friday	Saturday
				1 Spikes	2 Tronbirds	3 Tronbirds
4 Tronbirds	5 OFF	6 Lugo Moore 7:00	7 Lugo Moore 11:00A	8 Lugo Moore 7:00	9 Spinner 7:00	10 Spinner 7:00
11 Spinner 5:00	12 ALL STAR BREAK	13 All Star Celebration	14 Tigers	15 Tigers	16 Yankees	17 Yankees
18 Yankees	19 Lugo Moore 7:00	20 Lugo Moore 7:00	21 Lugo Moore	22 Lugo Moore	23 Yankees	24 Yankees
25 Yankees 5:00	26 Cyclones	27 Cyclones	28 Cyclones	29 Lugo Moore 7:00	30 Lugo Moore 7:00	31 Spinner

SEPTEMBER

Sunday	Monday	Tuesday	Wednesday	Thursday	Friday	Saturday
1 Spinner	2 Cyclones 5:00	3 Cyclones 6:00	4 Cyclones 6:00	5	6 NYPL PLAYOFFS BEGIN	

TICKET INFORMATION

Premium Box: $11.50 **Reserved Box:** $9.50 **Grandstand:** $6.50

HOUSTON ASTROS INFO

Dir., Player Development:
Quinton McCracken

ASTROS FARM SYSTEM

AAA: Oklahoma City RedHawks
AA: Corpus Christi Hooks
A (Advanced): Lancaster JetHawks
A: Quad Cities River Bandits
A (Short-Season): Tri-City ValleyCats
Rookie: Greeneville Astros, GCL Astros

STADIUM INFORMATION

Name: Joseph L. Bruno Stadium
Address: 80 Vandenburgh Ave.
Troy NY 12180

Capacity: 4,500
Dimensions: LF 325, CF 400, RF 325
Year Opened: 2002

DIRECTIONS

From East: Massachusetts Turnpike to exit B-1 (I-90), nine miles to Exit 8 (Defreestville), left off ramp to Route 4 North, five miles to campus on right.

From West: I-90 to exit 24 (I-90 East), I-90 East for six miles to I-787 North (Troy), 2.2 miles to exit for Route 378 East, over bridge to Route 4, right to Route 4 south for one mile to campus on left.

VERMONT LAKE MONSTERS

Years in League:
1994–Present
Mailing Address:
1 King Street
Ferry Dock
Burlington, VT 05401
Telephone:
802-655-4200
Fax:
802-655-5660

E-Mail:
info@vermontlakemonsters.com
Website:
www.vermontlakemonsters.com

FRONT OFFICE STAFF

Principal Owner:
Ray Pecor, Jr.
Vice President:
Kyle Bostwick
General Manager:
Nate Cloutier
Asst. General Manager:
Joe Doud
Merchandise & Accounting Mgr.:
Kate Echo

Dir., Business Operations:
Carney Daniels Jr.
Box Office Mgr.:
Adam Matth
Dir., Fan Development & Promotions:
Lindsay Simmons
Head Groundskeeper:
James Writer
Dir., Media Relations:
Paul Stanfield

Special Consultant:
Justin Lacche

FIELD STAFF

Manager: Ricky Magnante
Batting Coach: Lloyd Turner
Pitching Coach: Craig Lefferts
Trainer: Brian Thorson

VISITING CLUB HOTEL

Sheraton Hotel and Conference Center
870 Williston Rd
Burlington, VT 05403
Phone: 802-865-6624
Contact: Sarah Murray

UMPIRE HOTEL

Hampton Inn & Event Center
42 Lower Mountain View Drive, I-89 Exit 16
Colchester, Vermont 05446
Phone: (802) 318-9041
Contact: Ed Sanders

LOCAL MEDIA

Radio: 960 AM The Zone
Newspapers: Burlington Free Press, Rutland Herald
Television: WCAX (CBS), WPTZ (NBC), WFFF (Fox)

General Manager: Nate Cloutier

LAKE MONSTERS 2013 SCHEDULE (Dates in blue indicate home games)

JUNE

Sunday	Monday	Tuesday	Wednesday	Thursday	Friday	Saturday
16	17	18	19	20 Tigers 7:05	21 Tigers 7:05	22 Tigers 7:05
23 5:05	24 7:05	25 7:05	26 Tigers	27 Tigers	28	29
30						

JULY

Sunday	Monday	Tuesday	Wednesday	Thursday	Friday	Saturday
	1 7:05	2 7:05	3 1:05	4 Tigers	5 Tigers	6 Tigers
7 5:05	8 7:05	9 11:05A	10	11	12	13
14	15	16 OFF	17 7:05	18 7:05	19 7:05	20 6:05
21 5:05	22 7:05	23	24	25	26 7:05	27 6:05
28 5:05	29 7:05	30	31			

AUGUST

Sunday	Monday	Tuesday	Wednesday	Thursday	Friday	Saturday
				1	2	3
4	5 OFF	6 7:05	7 7:05	8 7:05	9 7:05	10 7:05
11 7:05	12 ALL STAR BREAK	13 ALL STAR CELEBRATION	14	15	16	17
18	19	20	21 7:05	22 7:05	23 7:05	24 7:05
25 5:05	26	27	28	29	30	31 Tigers 6:05

SEPTEMBER

Sunday	Monday	Tuesday	Wednesday	Thursday	Friday	Saturday
1 Tigers 5:05	2 Yankees 6:05	3 Yankees 7:05	4 Yankees 7:05	5	6 NYPL PLAYOFFS BEGIN	

TICKET INFORMATION

Reserved Seating: $8

General Admission: $7 Adult
$5 Senior (60+), Child (under 12)

OAKLAND ATHLETICS INFO

Dir. of Player Development:
Keith Lieppman

ATHLETICS FARM SYSTEM

AAA: Sacramento River Cats
AA: Midland RockHounds
A (Advanced): Stockton Ports
A: Burlington Bees
A (Short-Season): Vermont Lake Monsters
Rookie: AZL Athletics, DSL Athletics

STADIUM INFORMATION

Name: Centennial Field
Capacity: 4,415
Dimensions: LF 330, CF 405, RF 323
Year Opened: 1922

DIRECTIONS

From I-89, take exit 14W, past Sheraton Hotel, bear right onto East Avenue. For free parking and shuttle service, take left at first light. For limited stadium parking, continue to end of East Avenue, take right at light on Colchester Avenue to ballpark entrance. Stadium parking $3.00 per car. Additional free parking available in Trinity Campus parking lot at end of East Avenue.

WILLIAMSPORT CROSSCUTTERS

Years in League:
1994–Present
Mailing Address:
P.O. Box 3173
Williamsport, PA 17701
Telephone: 570-326-3389
Fax: 570-326-3494
E-Mail:
mail@crosscutters.com
Website:
www.crosscutters.com

FRONT OFFICE STAFF

President:
Paul Velte
Exec. Vice President:
John Schreyer
VP/General Manager:
Doug Estes
VP/Marketing:
Gabe Sinicropi

Dir., Ticket Ops & Community Relations:
Sarah Budd
Dir., Partner Services:
Jenny Lorson
Dir., Food and Beverage:
Bill Gehron

Radio Play-by-Play:
Todd Bartley
Clubhouse Manager:
Tim Gehron

FIELD STAFF

Manager: Nelson Prada
Hitting Coach: Lino Connell
Pitching Coach: Les Lancaster
Str. & Cond.: Joe Hudson

VISITING CLUB HOTEL

Best Western Inn
1840 East Third St., Williamsport, PA 17701
Phone: 570-326-1981 • Fax: 570-323-9590
Contact: Nicole Iannarino

UMPIRE HOTEL

Genetti Hotel
200 West Fourth St.
Williamsport, PA 17701
Phone: 570-326-6600 Fax: 570-326-5006

LOCAL MEDIA

Radio: WLYC 1050 (Flagship), 104.1 FM
Newspapers: Williamsport Sun-Gazette, Lock Haven Express
Television: WBRE, WYOU, WNEP

General Manager:
Doug Estes



VP/ Marketing:
Gabe Sinicropi

CROSSCUTTERS 2013 SCHEDULE (Dates in blue indicate home games)

JUNE

Sunday	Monday	Tuesday	Wednesday	Thursday	Friday	Saturday
16	17	18 7:05	19	20	21	22
23 5:05	24 7:05	25 7:05	26	27	28 7:05	29 7:05
30 5:05						

JULY

Sunday	Monday	Tuesday	Wednesday	Thursday	Friday	Saturday
	1 7:05	2	3 7:05	4	5	6
7 5:05	8 7:05	9 7:05	10	11	12	13
14	15	16 OFF	17 7:05	18 7:05	19 7:05	20 7:05
21 5:05	22 7:05	23	24	25	26 7:05	27 7:05
28	29	30 7:05	31 7:05			

AUGUST

Sunday	Monday	Tuesday	Wednesday	Thursday	Friday	Saturday
				1 7:05	2 7:05	3 5:05
4 5:05	5 OFF	6	7	8	9	10
11	12 ALL STAR BREAK	13 ALL STAR CELEBRATION	14 7:05	15 7:05	16	17
18 5:05	19 7:05	20 7:05	21	22	23 7:05	24
25	26 7:05	27 7:05	28	29 7:05	30 7:05	31 7:05

SEPTEMBER

Sunday	Monday	Tuesday	Wednesday	Thursday	Friday	Saturday
1 5:05	2	3	4	5	6 NYPL PLAYOFFS BEGIN	

TICKET INFORMATION

Reserved Box: $8 **General Admission:** Adult: $6 Child/Senior: $5

PHILADELPHIA PHILLIES INFO

Dir. of Player Development:
Steve Noworyta
Phone: 215-463-6000
Fax: 215-755-9324
E-mail: snoworyta@phillies.com

PHILLIES FARM SYSTEM

AAA: Lehigh Valley IronPigs
AA: Reading Fightin Phils
A (Advanced): Clearwater Threshers
A: Lakewood Blue Claws
A (Short-Season): Williamsport Crosscutters
Rookie: GCL Phillies, DSL Phillies, VSL Phillies

STADIUM INFORMATION

Name: Bowman Field
Capacity: 4,200
Dimensions: LF 345, CF 405, RF 350
Year Opened: 1926

DIRECTIONS

From East: Follow Route 80 to Route 180 into Williamsport. Exit Route 180 at Maynard Street, turn right onto Maynard Street, then left onto W. Fourth Street.

From West: Follow Route 80 to Route 220. Follow Route 220 to Williamsport. Take Fourth Street exit. Follow Fourth Street 4-5 miles.

2012 MAJOR LEAGUE DEBUTS

DATE	PLAYER	TEAM	NYPL TEAM	YEAR
April 5	Freddy Glavis	Phillies	Williamsport	2007
April 6	Stephen Vogt	Rays	Hudson Valley	2007
April 7	Rhiner Cruz	Astros	Brooklyn	2008
April 7	Matt Hauge	Pirates	State College	2008
April 7	Kirk Nieuwenhius	Mets	Brooklyn	2008
April 8	David Phelps	Yankees	Staten Island	2008
April 9	Lendy Castillo	Cubs	Williamsport	2010
April 14	Lin Che-Hsuan	Red Sox	Lowell	2007
April 15	Evan Crawford	Blue Jays	Auburn	2008-2009
April 21	Andrew Hutchinson	Blue Jays	Auburn	2010
April 23	Jordany Valdespin	Mets	Brooklyn	2009
April 24	Zach Lutz	Mets	Brooklyn	2007-2008
April 29	Tyler Moore	Nationals	Vermont	2008
April 29	Luke Putkonen	Tigers	Oneonta	2008
April 30	Dan Jennings	Marlins	Jamestown	2008
May 2	Will Middlebrooks	Red Sox	Lowell	2008
May 12	Kevin Mattison	Marlins	Jamestown	2008
May 13	Michael Costanzo	Reds	Batavia	2005
May 14	Sandy Leon	Nationals	Vermont	2009
May 15	Jake Diekman	Phillies	Williamsport	2008
May 17	Yan Gomes	Blue Jays	Auburn	2009
May 20	Matt Adams	Cardinals	Batavia	2009
May 21	Donovan Solano	Marlins	New Jersey/St. Col.	2005-2006
May 23	Quintin Berry	Tigers	Batavia	2006
May 29	Jordy Mercer	Pirates	State College	2008
May 31	Alex Castillanos	Dodgers	Batavia	2008
June 8	Jose Ortega	Tigers	Oneonta	2009
June 9	Brian Rosenberger	Phillies	Williamsport	2008
June 10	Joseph Kelly	Cardinals	Batavia	2009
June 18	Dallas Keuchel	Astros	Tri-City	2009
June 21	Derek Norris	Athletics	Vermont	2008
June 29	Adam Warren	Yankees	Staten Island	2009
July 7	Joseph Mahoney	Orioles	Aberdeen	2007
July 13	Miguel Socolovich	Orioles	Lowell	2007
July 20	Cody Allen	Indians	Mahoning Valley	2011
July 26	James Henderson	Brewers	Vermont	2003-2004
August 4	Matt Hagerty	Rockies	Mahoning Valley	2006
August 4	Cory Burns	Padres	Mahoning Valley	2009
August 7	Brandon Barnes	Astros	Tri-City	2007
August 10	Manny Machado	Orioles	Aberdeen	2010
August 11	Ryan Jackson	Cardinals	Batavia	2009
August 18	Todd Redmond	Reds	Williamsport	2005
August 20	Kyle McPherson	Pirates	State College	2007-2009
August 23	Collin McHugh	Mets	Brooklyn	2009
August 27	Casey Kelly	Padres	Lowell	2008
August 29	Tyler Cloyd	Phillies	Williamsport	2008
August 30	Steven Lerud	Phillies	Williasmport	2004-2005
September 1	Brock Holt	Pirates	State College	2009
September 3	Jean Machi	Giants	Batavia	2003
September 4	Christian Garcia	Nationals	Auburn	2011
September 4	A.J. Ramos	Marlins	Jamestown	2009
September 5	Thomas Koehler	Marlins	Jamestown	2008
September 14	Darin Ruf	Phillies	Williamsport	2009
September 22	Melquisedec Mesa	Yankees	Staten Island	2008
September 25	Jerome Hoes	Orioles	Aberdeen	2010
October 3	Tyson Brummett	Philies	Williamsport	2007
	COACHES AND UMPIRES DEBUTS			
April 6	Craig Bjornson	Astros	Auburn/Vermont	1991/2005
April 6	Jerry Weinstein	Rockies	Geneva/Will.	1993/1994
June 22	Jordan Baker		NYPL Umpire	2006
August 20	Tony DeFrancesco	Astros	Elmira	1984

2013 WORLD BASEBALL CLASSIC & THE NYPL

NAME	POSITION	NYPL TEAM	NYPL YEAR
		AUSTRALIA	
Jon Debble	Manager	Utica/Lowell	2000/2003
Brendan Wise	Pitcher	Oneonta	2006
Justin Huber	Infield	Brooklyn	2001
Tim Kennelly	Outfield	Batavia	2006
Mitch Denning	Outfield	Lowell	2008
Joshua Roberts	Outfield	Mahoning Valley	2006
		BRAZIL	
Murilo Gouvea	Pitcher	Tri-City	2010-2011
Leonardo Reginatto	Infield	Hudson Valley	2011-2012
		CANADA	
Ernie Whitt	Manager	Williamsport	1972
Stubby Clapp	Coach	Tri-City	2011-Current
Tim Leiper	Coach	Vermont	2000
Paul Quantrill	Coach	Elmira	1989
Larry Walker	Coach	Utica	1985
John Axford	Pitcher	Staten Island	2007
Jimmy Henderson	Pitcher	Vermont	2003
Shawn Hill	Pitcher	Vermont	2001
Chris Leroux	Pitcher	Jamestown	2006
Scott Mathieson	Pitcher	Batavia	2003
Dustin Molleken	Pitcher	Williamsport	2006
Chris Robinson	Catcher	Oneonta	2005
Pete Orr	Infield	Jamestown	2000
Jonathan Malo	Infield	Brooklyn	2005-2006
Jimmy Van Orstrand	Outfield	Tri-City	2006
Adam Loewen	Outfield	Aberdeen	2003
		CHINA	
John McLaren	Manager	Utica	1979
Bruce Hurst	Coach	Elmira	1976
		CHINESE TAIPEI	
Chien-Ming Wang	Pitcher	Staten Island	2000/2002
		DOMINICAN REPUBLIC	
Robinson Cano	Infield	Staten Island	2001-2002
Hanley Ramirez	Infield	Lowell	2002
Jose Reyes	Infield	Brooklyn	2011
Alfredo Simon	Pitcher	Batavia	2002
Jose Veras	Pitcher	Hudson Valley	2002
		ITALY	
Tom Trebelhorn	Coach	Batavia	1979
Chris Cooper	Pitcher	Mahoning Valley	2001/2006
John Mariotti	Pitcher	Aberdeen	2007
Pat Venditte	Pitcher	Staten Island	2008
Drew Butera	Catcher	Brooklyn	2005
Nick Punto	Infield	Batavia	1998
Mike Costanzo	Outfield	Batavia	2005
		JAPAN	
Kazuo Matsui	Infield	Brooklyn	2005
		KINGDOM OF THE NETHERLANDS	
Diegomar Markwell	Pitcher	St. Catharines/Queens	1997-1999/2000
Dashenko Ricardo	Catcher	Aberdeen	2010
		MEXICO	
Oliver Perez	Pitcher	Brooklyn	2009
Marco Estrada	Pitcher	Vermont	2005
Sebastian Valle	Catcher	Williamsport	2009
Jorge Cantu	Infield	Hudson Valley	1999
Adrian Gonzalez	Infield	Utica	2000
Walter Ibarra	Infield	Staten Island	2008
Edgar Gonzalez	Outfield	Hudson Valley	2000-2001
		PUERTO RICO	
Jose De La Torre	Pitcher	Brooklyn	2006/2011
Orlando Roman	Pitcher	Brooklyn	2001
Angel Pagan	Outfield	Brooklyn	2001
Alex Rios	Outfield	Queens	2000
Carlos Beltran	Outfield	Brooklyn	2009
		SOUTH KOREA	
Seung Song	Pitcher	Lowell	2000
		SPAIN	
Rhiner Cruz	Pitcher	Brooklyn	2009
Salomon Manriquez	Catcher	Vermont	2003-2004
Adrian Nieto	Catcher	Auburn	2011
Blake Ochoa	Catcher	Jamestown	2006
Paco Figueroa	Infielder	Aberdeen	2008
Daniel Figueroa	Outfield	Aberdeen	2006
		UNITED STATES	
J.P. Arencibia	Catcher	Auburn	2007
Steve Cishek	Pitcher	Jamestown	2007
Luke Gregerson	Pitcher	State College	2006
Vinny Pestano	Pitcher	Mahoning Valley	2007
Giancarlo Stanton	Outfield	Jamestown	2007
Ben Zobrist	Utility	Tri-City	2004
		VENEZUELA	
Ramon A. Ramirez	Pitcher	Lowell	2010
Anibal Sanchez	Pitcher	Lowell	2004
Ramon Hernandez	Catcher	Aberdeen	2007
Asdrubal Cabrera	Infield	Mahoning Valley	2010
Miguel Cabrera	Infield	Utica	2000

2013 WORLD BASEBALL CLASSIC

2012 ALL-STARS WHO PLAYED IN NYPL CLUBS

NAME	MLB TEAM	NYPL TEAM	YEAR
COACHING STAFF			
Manny Acta	Indians	Auburn	1993-1996
Mike Quade	Cubs	Waterton	1983
STARTERS			
Robinson Cano, AL 2B	Yankees	Staten Island	2001-2002
Jose Bautista, AL OF	Blue Jays	Williamsport	2001
Curtis Granderson, AL OF	Yankees	Oneonta	2002
Josh Hamilton, AL OF	Rangers	Hudson Valley	1999, 2006
Carlos Beltran, NL OF	Cardinals	Brooklyn	2009
Miguel Cabrera, NL OF	Giants	Staten Island	2003
PITCHERS			
C.C. Sabathia	Yankees	Mahoning Valley	1999
Lance Lynn	Cardinals	Batavia	2008
Jonathan Papelbon	Phillies	Lowell	2003
RESERVES			
Asdrubal Cabrera, AL SS	Indians	Mahoning Valley	2010
Miguel Cabrera, AL 3B	Tigers	Utica	2000
Jose Altuve, NL 2B	Astros	Tri-City	2009
Ian Desmond, NL SS	Nationals	Vermont	2004
Michael Bourn, NL OF	Braves	Batavia	2003
Andrew McCutchen, NL OF	Pirates	Williamsport	2005
Giancarlo Stanton, NL OF	Marlins	Jamestown	2007

ALL-TIME ATTENDANCE

YEAR	TEAMS	SEASON	PLAYOFFS
1939	6	267,212	7,593
1940	6	278,514	8,212
1941	8	355,112	12,613
1942	8	387,548	20,016
1943	6	370,512	12,061
1944	8	410,312	18,200
1945	8	358,565	31,139
1946	8	500,599	43,833
1947	8	483,455	43,342
1948	8	504,637	34,250
1949	8	602,273	35,503
1950	8	448,012	29,246
1951	8	410,561	25,096
1952	8	339,764	18,194
1953	8	291,325	8,973
1954	8	375,981	13,222
1955	8	339,030	6,982
1956	6	161,973	11,614
1957	7	251,603	9,731
1958	8	250,338	8,049
1959	8	230,981	13,161
1960	6	171,652	2,599
1961	8	271,098	4,994
1962	6	298,749	5,676
1963	6	167,639	4,182
1964	6	191,594	4,605
1965	6	213,769	None
1966	6	186,035	1,995
1967	6	115,175	None
1968	8	168,339	890
1969	8	190,519	None
1970	8	278,650	None
1971	8	269,889	None
1972	8	236,086	None
1973	8	281,624	None
1974	6	209,857	None
1975	6	208,268	None
1976	6	200,383	None
1977	10	336,479	**
1978	10	306,286	1,950
1979	8	298,538	3,046
1980	8	236,623	2,567
1981	8	308,829	2,298
1982	10	350,230	3,042
1983	12	501,080	2,780
1984	12	416,225	1,667
1985	12	590,793	2,552
1986	12	454,680	3,153
1987	12	466,249	2,079
1988	12	506,113	781
1989	14	714,561	7,779
1990	14	744,830	5,922
1991	14	776,185	5,312
1992	14	684,064	5,462
1993	14	708,175	3,875
1994	14	961,361	5,151
1995	14	1,181,847	14,684
1996	14	1,204,958	12,617
1997	14	1,209,251	9,765
1998	14	1,279,493	7,300
1999	14	1,371,054	22,376
2000	14	1,322,739	13,255
2001	14	1,642,020	24,933
2002	14	1,890,053	11,673
2003	14	1,784,663	24,601
2004	14	1,777,309	20,816
2005	14	1,787,962	12,162
2006	14	1,751,967	13,571
2007	14	1,839,458	14,968
2008	14	1,815,445	10,009
2009	14	1,786,735	12,831
2010	14	1,829,755	18,087
2011	14	1,749,891	13,172
2012	14	1,701,001	23,644

**Not Available

ALL-TIME REGULAR SEASON: 49,584,535

ALL-TIME PLAYOFFS: 775,851

ANNUAL MLB AWARDS AND THE NYPL

MOST VALUABLE PLAYER

YEAR	NAME	TEAM	NYPL TEAM	NYPL YEAR
2012	Miguel Cabrera	Detroit Tigers	Utica	2000
2010	Josh Hamilton	Texas Rangers	Hudson Valley	1999, 2006
2006	Ryan Howard	Philadelphia Phillies	Batavia	2001
2000	Jeff Kent	S.F. Giants	St. Catharines	1989
1997	Larry Walker	Colorado Rockies	Utica	1985
1989	Robin Yount	Milwaukee Brewers	Newark	1973
1985	Willie McGee	St. Louis Cardinals	Oneonta	1977
1985	Don Mattingly	New York Yankees	Oneonta	1979
1982	Robin Yount	Milwaukee Brewers	Newark	1973
1978	Jim Rice	Boston Red Sox	Williamsport	1971
1973	Pete Rose	Cincinnati Reds	Geneva	1960
1973	Dick Allen	Chicago White Sox	Elmira	1960
1965	Zoilo Versalles	Minnesota Twins	Elmira	1958
1964	Ken Boyer	St. Louis Cardinals	Hamilton	1950
1962	Maury Wills	Los Angeles Dodgers	Hornell	1951-1952
1959	Nellie Fox	Chicago White Sox	Jamestown	1944
1958	Jackie Jensen	Boston Red Sox	Jamestown (Mgr.)	1970

CY YOUNG AWARD

YEAR	NAME	TEAM	NYPL TEAM	NYPL YEAR
2007	C.C. Sabathia	Cleveland Indians	Mahoning Valley	1999
2006	Johan Santana	Minnesota Twins	Auburn	1997-1998
2005	Chris Carpenter	St. Louis Cardinals	St. Catharines	1999
2004	Johan Santana	Minnesota Twins	Auburn	1997-1998
2002	Randy Johnson	Arizona Diamondbacks	Jamestown	1985
2001	Randy Johnson	Arizona Diamondbacks	Jamestown	1985
2000	Randy Johnson	Arizona Diamondbacks	Jamestown	1985
1999	Randy Johnson	Arizona Diamondbacks	Jamestown	1985
1996	Pat Hentgen	Toronto Blue Jays	St. Catharines/Aberdeen	'86/'02
1995	Randy Johnson	Seattle Mariners	Jamestown	1985
1990	Doug Drabek	Pittsburg Pirates	Niagara Falls	1983
1989	Bret Saberhagen	Kansas City Royals	Lowell	1997, 2002
1988	Frank Viola	Minnesota Twins	Brooklyn (Coach)	2011
1985	Bret Saberhagen	Kansas City Royals	Lowell	1997, 2002
1985	Dwight Gooden	New York Mets	Little Falls	1982
1957	Warren Spahn	Milwaukee Braves	Bradford	1940



Warren Spahn finished the 1957 season with a record of 21-11, 18 complete games, and a 2.69 ERA for the World Champion Milwaukee Braves.

ANNUAL BATTING LEADERS AND THE NYPL

ANNUAL HOME RUN LEADERS

YEAR	NAME	TEAM	NYPL TEAM	NYPL YEAR
2012	Miguel Cabrera-44	Detroit Tigers	Utica	2000
2011	Jose Bautista-43	Toronto Blue Jays	Williamsport	2001
2010	Jose Bautista-54	Toronto Blue Jays	Williamsport	2001
2008	Miguel Cabrera-37	Detroit Tigers	Utica	2000
2008	Ryan Howard-48	Philadelphia Phillies	Batavia	2001
2006	Ryan Howard-58	Philadelphia Phillies	Batavia	2001
1996	Andres Galarraga-47	Colorado Rockies	Jamestown	1981
1991	Howard Johnson-35	New York Mets	Brooklyn (Coach)	2002
1986	Jesse Barfield-40	Toronto Blue Jays	Utica	1977
1983	Jim Rice-39	Boston Red Sox	Williamsport	1971
1981	Dwight Evans-22	Boston Red Sox	Jamestown	1968
1980	Ben Oglivie-41	Milwaukee Brewers	Jamestown	1968
1978	Jim Rice-46	Boston Red Sox	Williamsport	1971
1977	Jim Rice-39	Boston Red Sox	Williamsport	1971
1975	George Scott-36	Milwaukee Brewers	Olean	1962
1974	Dick Allen -32	Chicago White Sox	Elmira	1960
1972	Dick Allen -37	Chicago White Sox	Elmira	1960
1965	Tony Conigliaro-32	Boston Red Sox	Wellsville	1963

ANNUAL RUNS BATTED IN LEADER

YEAR	NAME	TEAM	NYPL TEAM	NYPL YEAR
2012	Miguel Cabrera-139	Detroit Tigers	Utica	2000
2011	Curtis Granderson-119	New York Yankees	Oneonta	2002
2010	Miguel Cabrera-126	Detroit Tigers	Utica	2000
2009	Ryan Howard-141	Philadelphia Phillies	Batavia	2001
2008	Ryan Howard-146	Philadelphia Phillies	Batavia	2001
2008	Josh Hamilton-130	Texas Rangers	Hudson Valley	1999, 2006
2006	Ryan Howard-149	Philadelphia Phillies	Batavia	2001
2003	Carlos Delgado-145	Toronto Blue Jays	St. Catharines	1989-1990
1997	Andres Galarraga-140	Colorado Rockies	Jamestown	1981
1996	Andres Galarraga-150	Colorado Rockies	Jamestown	1981
1991	Howard Johnson-117	New York Mets	Brooklyn (Coach)	2002
1985	Don Mattingly-145	New York Yankees	Oneonta	1979
1983	Cecil Cooper-126	Milwaukee Brewers	Jamestown	1968
1983	Jim Rice-126	Boston Red Sox	Williamsport	1971
1980	Cecil Cooper-122	Milwaukee Brewers	Jamestown	1968
1978	Jim Rice-139	Boston Red Sox	Williamsport	1971
1972	Dick Allen-113	Chicago White Sox	Elmira	1960
1964	Ken Boyer-119	St. Louis Cardinals	Bradford	1950
1959	Jackie Jensen-112	Boston Red Sox	Jamestown	1970
1958	Jackie Jensen-122	Boston Red Sox	Jamestown	1970
1955	Jackie Jensen-116	Boston Red Sox	Jamestown	1970

2012 MLB PLAYOFFS AND THE NYPL (AL)

NAME	NYPL TEAM	YEAR
DETROIT TIGERS		
Jim Leyland	Jamestown	1965
Tom Brookens	Oneonta	2005-2006
Adam Wilk	Oneonta	2009
Duane Below	Oneonta	2006
Jose Ortega	Oneonta	2009
Luke Putkonen	Oneonta	2008
Wil Rhymes	Oneonta	2005
Don Kelly	Oneonta	2001
Ramon Santiago	Oneonta	1999
Ryan Raburn	Oneonta	2001
Brennan Boesch	Oneonta	2006
Clete Thomas	Oneonta	2005
Octavio Dotel	Staten Island	2006
Phil Coke	Staten Island	2004
Omir Santos	Staten Island	2001-2002
Mike Rojas	Auburn	1997
Miguel Cabrera	Utica	2000
Anibal Sanchez	Lowell	2004
Brandon Inge	Jamestown	1998
Lloyd McClendon	Little Falls	1980
Brad Eldred	Williamsport	2001
Quintin Berry	Batavia	2006
NEW YORK YANKEES		
Rob Thomson	Oneonta	1995
Andy Pettitte	Oneonta	1991
Phil Hughes	Staten Island	2011
Jeff Marquez	Staten Island	2004
Dave Phelps	Staten Island	2008
Adam Warren	Staten Island	2009
Francisco Cervelli	Staten Island	2006
Robinson Cano	Staten Island	2001-2002
Eduardo Nunez	Staten Island	2005
Brett Gardner	Staten Island	2005
Melky Mesa	Staten Island	2008
C.C. Sabathia	Mahoning Valley	1999
Steve Pearce	Williamsport	2005
Curtis Granderson	Oneonta	2002

NAME	NYPL TEAM	YEAR
BALTIMORE ORIOLES		
Buck Showwalter	Oneonta	1985-1986
Nolan Reimold	Aberdeen	2005
Brian Roberts	Aberdeen	2012
Jason Berken	Aberdeen	2006
Jerome Hoes	Aberdeen	2010
Joe Johnson	Aberdeen	2007
Manny Machado	Aberdeen	2010
Joe Mahoney	Aberdeen	2007
Nick Markakis	Aberdeen	2003
Zach Britton	Aberdeen	2007
Bill Castro	Newark	1971
Demarlo Hale	Elmira	1983
Robert Andino	Jamestown	2002
Wilson Betemit	Jamestown	2000
Luis Exposito	Lowell	2006
Lew Ford	Lowell	1999
Miguel Socolovich	Lowell	2007
Ronnie Deck	Hudson Valley	2002
Jason Hammel	Hudson Valley	2002
Steve Pearce	Williamsport	2005
Matt Lindstrom	Brooklyn	2003
Randy Wolf	Batavia	1997
OAKLAND ATHLETICS		
Tom Milone	Vermont	2008
Derek Norris	Vermont	2008
Brandon Moss	Lowell	2003
Rich Rodriguez	Little Falls	1984
Coco Crisp	New Jersey	2000
Brandon Inge	Jamestown	1998
Mike Taylor	Williamsport	2007
Neil Wagner	Mahoning Valley	2006
TEXAS RANGERS		
Jackie Moore	Jamestown	1968 1969
Dave Anderson	Jamestown	1994
Ryan Dempster	Hudson Valley	1995
Josh Hamilton	Hudson Valley	1999/2006
Davis Murphy	Lowell	2003
Roy Oswalt	Auburn	1997-1998
Brandon Snyder	Aberdeen	2006/2010
Michael Young	St. Catharines	1997

In 2012, Miguel Cabrera (2000 Utica Blue Sox) won the first AL Triple Crown since 1967 while batting .330, with 44 HR and 139 RBI. However, he only hit 2 HR and drove in 8 during the Postseason as the Tigers lost to the San Fransicso Giants in the World Series.

2012 MLB PLAYOFFS AND THE NYPL (NL)

NAME	NYPL TEAM	YEAR
SAN FRANCISCO GIANTS		
Melky Cabrera	Staten Island	2003
Justin Christian	Staten Island	2004
Mark Gardner	Jamestown	1985
Eric Hacke	Staten Island	2003
Bill Hayes	Geneva	1988-1990
Roberto Kelly	Oneonta	1983
George Kontos	Staten Island	2006
Jean Machi	Batavia	2002
Angel Pagan	Brooklyn	2008
Hunter Pence	Tri-City	2004
Yusmeiro Petit	Brooklyn	2003
J. T. Snow	Oneonta	1989
Eli Whiteside	Aberdeen	2003
ST. LOUIS CARDINALS		
Matt Carpenter	Batavia	2009
Tony Cruz	Batavia	2007
Daniel Descalso	Batavia	2007
Steve Hill	Batavia	2007
Ryan Jackson	Batavia	2009
Joe Kelly	Batavia	2009
Pete Kozma	Batavia	2007
Lance Lynn	Batavia	2008
Matt Adams	Batavia	2009
Carlos Beltran	Brooklyn	2009
Chris Carpenter	St. Catharines	1999
Mitchell Boggs	New Jersey	2005
Allen Craig	State College	2006
Tyler Greene	New Jersey	2005
John Mabry	Hamilton	1991
Chris Maloney	Lit. Falls/Ham.	1983/1998
Jason Motte	State College	2006
Jose Oquendo	New Jersey	1998
Skip Schumaker	New Jersey	2001
Marc Rzepcznski	Auburn	2007
CINCINNATI REDS		
Mike Costanzo	Batavia	2005
Billy Hatcher	Geneva	1981
Juan Lopez	Batavia	1983
Kris Negron	Lowell	2006
Todd Redmond	Williamsport	2005
Alfredo Simon	Batavia	2002
Wilson Valdez	Vermont	1999-2000

NAME	NYPL TEAM	Y E A R
WASHINGTON NATIONALS		
Brett Carroll	Jamestown	2004
Zach Duke	State College	2007
Ian Desmond	Vermont	2004
Rick Eckstein	Vermont	2005
Dan Espinosa	Vermont	2008
Jesus Flores	Brooklyn	2004
Christian Garcia	Auburn	2011
Mike Gonzalez	Aberdeen	2010
Tom Gorzelanny	Williamsport	2003
Cesar Izturis	St. Catharines	1997
Trent Jewett	Welland	1992
John Lannan	Vermont	2005
Sandy Leon	Vt./Auburn	2009/2012
Ryan Mattheus	Vermont	2010
Tyler Moore	Vermont	2008
Bo Porter	Jamestown	2006
Craig Stammen	Vermont	2005
Chien Ming Wang	Staten Island	2000/2002
Jordan Zimmerman	Vermont	2007
ATLANTA BRAVES		
Fredi Gonzalez	Erie	1992
Carlos Tosca	Oneonta	1978-1979
Greg Walker	Auburn	1979
Michael Bourn	Batavia	2003
Jose Constanz	Mahoning Valley	2005
Mike Diaz	Hudson Valley	1999
Chad Burbin	Mahoning Valley	2003
Scott Fletcher	Geneva	1979
Eric Hinske	Williamsport	1998
Reed Johnson	St. Catharines	1999
Jair Jurrjens	Oneonta	2004
Mike Maholm	Williamsport	2003
Christhian Martinez	Oneonta	2004/2006

The St. Louis Cardinals have reached the NLCS in 2011 and 2012 thanks in large part to former Batavia Muckdogs. In the Cardinals' last two Postseasons, 12 former Muckdogs have graced the postseason rosters.

STANDINGS (1939–PRESENT)

1939	W	L	Pct.
Olean	65	38	.631
Hamilton	61	44	.581
Bradford	59	43	.578
Batavia	48	54	.471
Niagara Falls	44	59	.427
Jamestown	32	71	.311

1940	W	L	Pct.
Olean	65	39	.625
Batavia	58	48	.547
London	48	54	.471
Hamilton	47	53	.470
Niagara-Jamestown	48	55	.466
Bradford	44	61	.419

1941	W	L	Pct.
Jamestown	68	42	.618
Bradford	60	50	.549
Batavia	54	54	.500
Hamilton	50	57	.467
Olean	48	81	.440
London	47	63	.431

1942	W	L	Pct.
Jamestown	84	41	.672
Olean	82	42	.661
Batavia	72	53	.576
Hornell	65	60	.520
Wellsville	65	60	.520
Bradford	56	68	.452
Lockport	39	85	.315
Hamilton	36	90	.286

1943	W	L	Pct.
Lockport	65	45	.591
Hornell	60	50	.545
Wellsville	58	51	.532
Jamestown	43	56	.491
Batavia	49	61	.445
Olean	42	66	.394

1944	W	L	Pct.
Lockport	76	49	.608
Jamestown	70	54	.565
Batavia	70	55	.560
Hornell	62	61	.504
Erie	61	63	.492
Olean	57	66	.463
Wellsville	51	73	.411
Bradford	48	74	.393

1945	W	L	Pct.
Batavia	84	40	.677
Jamestown	75	51	.595
Lockport	73	52	.584
Bradford	70	55	.560
Wellsville	57	68	.456
Hornell	55	71	.437
Erie	46	77	.374
Olean	40	86	.317

1946	W	L	Pct.
Jamestown*	84	41	.672
Batavia*	84	41	.672
Olean	69	56	.552
Bradford	58	66	.468
Hamilton	53	73	.421
Wellsville	52	72	.419
Lockport	51	73	.411
Hornell	48	77	.384

*Co-champions

1947	W	L	Pct.
Jamestown	87	39	.690
Bradford	69	55	.557
Olean	66	58	.532
Wellsville	64	59	.520
Lockport	61	62	.496
Batavia	60	63	.488
Hamilton	49	76	.392
Hornell	40	84	.323

1948	W	L	Pct.
Lockport	76	50	.603
Jamestown	74	52	.587
Hamilton	73	52	.584
Bradford	66	61	.520
Batavia	65	62	.512
Wellsville	60	64	.484
Olean	60	66	.476
Hornell	29	96	.232

1949	W	L	Pct.
Bradford	80	46	.635
Jamestown	78	48	.619
Hamilton	75	50	.600
Batavia	66	60	.524
Hornell	62	64	.492
Lockport	58	68	.460
Wellsville	45	81	.357
Olean	39	86	.312

1950	W	L	Pct.
Hornell	81	43	.653
Olean	71	54	.568
Hamilton	68	57	.544
Bradford	63	62	.504
Batavia	61	64	.488
Jamestown	60	64	.484
Wellsville	50	75	.400
Lockport	45	80	.360

1951	W	L	Pct.
Olean*	79	48	.622
Jamestown*	78	49	.614
Hornell	71	55	.564
Hamilton	66	60	.524
Bradford	64	62	.508
Wellsville	53	73	.421
Batavia	49	77	.389
Corning	45	81	.357

*Olean won single game post-season playoff for pennant.

1952	W	L	Pct.
Hamilton	83	43	.659
Jamestown	81	45	.643
Olean	70	55	.560
Hornell	69	56	.552
Batavia	57	68	.456
Corning	53	71	.427
Bradford	51	73	.411
Wellsville	36	89	.288

1953	W	L	Pct.
Jamestown	88	37	.704
Hornell	70	56	.556
Hamilton	69	57	.548
Bradford	66	60	.524
Olean	63	61	.508
Wellsville	59	67	.468
Batavia	46	78	.371
Corning	40	85	.320

1954	W	L	Pct.
Jamestown	78	48	.619
Corning	77	47	.621
Wellsville	69	53	.552
Hornell	65	60	.520
Bradford	61	65	.484
Hamilton	61	65	.484
Olean	46	80	.365
Erie	45	81	.357

1955	W	L	Pct.
Hamilton	82	43	.656
Bradford	74	51	.592
Corning	69	57	.548
Wellsville	68	58	.540
Erie	66	60	.524
Hornell	50	76	.397
Jamestown	48	78	.381
Olean	46	80	.365

1956	W	L	Pct.
Wellsville	74	46	.617
Corning	68	55	.553
Olean	65	58	.528
Hornell	57	58	.497
Jamestown	52	62	.456
Erie	45	74	.378
Hamilton*	6	8	.429
Bradford*	3	9	.250

*Withdrew from League May 18

1957	W	L	Pct.
Wellsville	74	43	.632
Erie	70	47	.598
Corning	65	52	.556
Batavia	58	59	.496
Olean	52	65	.444
Elmira	51	66	.436
Hornell	38	59	.392
Jamestown*	28	35	.444
Bradford**	5	15	.250

*Jamestown folded June 25th

**Bradford folded May 23; replaced by Hornell May 28

1958	W	L	Pct.
Wellsville	70	56	.556
Geneva	69	57	.548
Olean	67	57	.540
Auburn	67	58	.536
Corning	64	61	.512
Batavia	60	65	.480
Erie	53	72	.424
Elmira	50	74	.403

1959	W	L	Pct.
Wellsville	80	46	.635
Geneva	72	52	.581
Elmira	67	57	.540
Corning	63	62	.504
Auburn	58	67	.464
Olean	57	69	.452
Batavia	54	71	.432
Erie	49	76	.392

1960	W	L	Pct.
Erie	83	46	.643
Wellsville	69	60	.535
Auburn	65	63	.508
Corning	60	69	.465
Elmira	56	74	.431
Geneva	54	75	.419

1961	W	L	Pct.
Geneva	77	48	.616
Erie	68	57	.544
Batavia	65	59	.524
Olean	64	61	.512
Elmira	61	63	.492
Jamestown	58	68	.460
Wellsville	55	71	.437
Auburn	52	73	.416

1962	W	L	Pct.
Jamestown	69	50	.580
Erie	68	51	.571
Auburn	62	57	.521
Olean	62	57	.521
Batavia	51	67	.432
Geneva	44	74	.373

1963	W	L	Pct.
Auburn	76	54	.585
Wellsville	73	57	.562
Batavia	63	67	.485
Jamesville	62	68	.477
Geneva	59	71	.454
Erie	57	73	.438

1964	W	L	Pct.
Auburn	79	48	.622
Geneva	79	51	.608
Wellsville	70	60	.538
Jamestown	68	60	.531
Binghamton	58	71	.450
Batavia	33	97	.245

1965	W	L	Pct.
Binghamton	81	45	.643
Auburn	73	55	.570
Geneva	65	61	.516
Wellsville	62	64	.492
Batavia	47	75	.385
Jamestown	47	75	.385

1966	W	L	Pct.
Auburn	80	49	.620
Jamestown	70	55	.560
Binghamton	67	58	.536
Oneonta	65	59	.524
Batavia	58	63	.479
Geneva	34	90	.274

1967 – 1st SHORT-SEASON

1967	W	L	Pct.
Auburn	52	26	.667
Batavia	41	36	.532
Oneonta	40	39	.506
Jamestown	39	41	.488
Geneva	37	42	.468
Erie	26	51	.338

1968	W	L	Pct.
Auburn	49	27	.645
Oneonta	43	34	.558
Williamsport	40	35	.553
Newark	38	36	.514
Batavia	37	38	.493
Geneva	37	39	.487
Jamestown	31	44	.413
Corning	27	49	.355

1969	W	L	Pct.
Oneonta	51	26	.662
Batavia	42	33	.560
Newark	42	34	.553
Williamsport	39	36	.520
Corning	35	42	.455
Jamestown	33	41	.446
Auburn	31	42	.425
Geneva	27	46	.370

1970	W	L	Pct.
Auburn	43	26	.623
Oneonta	41	28	.594
Batavia	37	32	.536
Newark	36	33	.522
Geneva	33	35	.485
Jamestown	30	40	.429
Niagara Falls	28	40	.412
Williamsport	28	42	.400

1971	W	L	Pct.
Oneonta	45	23	.662
Auburn	42	28	.600
Niagara Falls	37	33	.529
Newark	35	35	.500
Geneva	34	36	.486
Williamsport	30	39	.435
Batavia	30	40	.429
Jamestown	25	44	.362

1972	W	L	Pct.
Niagara Falls	48	22	.686
Oneonta	45	25	.643
Jamestown	42	28	.600
Auburn	39	30	.565
Geneva	30	40	.429
Batavia	29	40	.420
Newark	23	46	.333
Williamsport	22	47	.319

1973	W	L	Pct.
Auburn	46	23	.667
Oneonta	44	26	.629
Jamestown	41	28	.594
Geneva	39	29	.574
Batavia	33	36	.478
Elmira	32	37	.464
Niagara Falls	27	43	.386
Newark	15	55	.214

1974	W	L	Pct.
Oneonta	53	16	.768
Auburn	34	32	.515
Elmira	34	35	.493
Niagara Falls	33	36	.478
Newark	30	36	.455
Batavia	20	49	.290

1975	W	L	Pct.
Newark	47	20	.701
Elmira	38	30	.559
Oneonta	35	34	.507
Auburn	31	37	.456
Niagara Falls	29	40	.420
Batavia	24	43	.358

1976	W	L	Pct.
Elmira	50	20	.714
Newark	46	24	.657
Niagara Falls	35	34	.507
Batavia	30	40	.429
Auburn	24	45	.348
Oneonta	24	46	.343

1977	W	L	Pct.
Eastern Division			
Oneonta	47	23	.671
Utica	43	28	.606
Elmira	33	36	.478
Little Falls	32	39	.451
Auburn	17	53	.243
Western Division			
Batavia	42	28	.600
Newark	43	29	.597
Jamestown	35	32	.522
Geneva	31	40	.437
Niagara Falls	27	42	.391

1978	W	L	Pct.
Wrigley Division			
Geneva	51	20	.718
Jamestown	44	28	.611
Batavia	34	38	.472
Niagara Falls	30	40	.429
Newark	26	46	.361
Yawkey Division			
Oneonta	51	19	.729
Utica	37	34	.521
Auburn	32	40	.444
Little Falls	29	42	.408
Elmira	21	48	.304

1979	W	L	Pct.
Yawkey Division			
Oneonta	42	26	.618
Elmira	34	35	.493
Little Falls	31	39	.443
Utica	24	41	.379
Auburn	22	45	.328
Wrigley Division			
Geneva	50	19	.725
Jamestown	43	27	.614
Batavia	37	34	.521
Newark	32	39	.451
Niagara Falls	30	41	.423

1980	W	L	Pct.
Eastern Division			
Oneonta	49	25	.662
Little Falls	40	33	.548
Elmira	39	35	.527
Utica	27	44	.380
Western Division			
Geneva	48	26	.649
Batavia	31	42	.425
Jamestown	29	42	.408
Auburn	29	45	.392

1981	W	L	Pct.
Eastern Division			
Oneonta	48	25	.658
Utica	39	31	.557
Little Falls	31	39	.443
Elmira	25	48	.342
Western Division			
Jamestown	48	26	.649
Erie	44	30	.595
Geneva	41	34	.547
Batavia	16	59	.213

1982	W	L	Pct.
Eastern Division			
Oneonta	43	33	.566
Utica	41	34	.547
Little Falls	38	38	.500
Auburn	35	39	.473
Elmira	34	40	.459
Western Division			
Niagara Falls	42	34	.533
Jamestown	36	38	.486
Geneva	36	39	.480
Erie	35	38	.479
Batavia	33	40	.452

1983	W	L	Pct.
Eastern Division			
Utica	48	26	.649
Little Falls	48	27	.640
Auburn	43	31	.581
Elmira	38	36	.514
Oneonta	32	44	.421
Watertown	21	55	.276
Western Division			
Newark	48	26	.649
Jamestown	38	36	.514
Erie	37	38	.493
Geneva	33	40	.452
Batavia	32	43	.427
Niagara Falls	29	45	.392

1984	W	L	Pct.
Eastern Division			
Little Falls	44	31	.587
Watertown	38	35	.527
Auburn	38	38	.500
Elmira	35	38	.479
Utica	31	44	.413
Oneonta	29	45	.392
Western Division			
Newark	46	28	.622
Erie	43	31	.581
Batavia	41	35	.539
Geneva	38	36	.514
Niagara Falls	35	40	.467
Jamestown	28	46	.378

STANDINGS (CONT'D)

1985	W	L	Pct.
Northern Division			
Oneonta	55	23	.705
Utica	35	41	.461
Little Falls	34	41	.453
Watertown	22	54	.289
Central Division			
Auburn	47	31	.603
Geneva	45	33	.577
Newark	41	36	.532
Elmira	28	49	.364
Southern Division			
Jamestown	45	33	.577
Erie	44	34	.564
Niagara Falls	34	43	.442
Batavia	33	45	.423

1986	W	L	Pct.
Yawkey Division			
Oneonta	59	18	.766
Little Falls	36	40	.474
Watertown	30	48	.385
Utica	26	52	.333
McNamara Division			
Auburn	44	32	.579
Newark	41	37	.526
Elmira	39	36	.520
Geneva	40	38	.513
Wrigley Division			
St. Catharines	48	28	.632
Erie	37	40	.481
Batavia	30	45	.400
Jamestown	30	46	.395

1987	W	L	Pct.
Eastern Division			
Watertown	44	32	.579
Oneonta	41	34	.547
Auburn	39	36	.520
Little Falls	38	36	.514
Utica	31	43	.419
Elmira	26	50	.342
Western Division			
Geneva	48	28	.632
Jamestown	44	33	.571
Newark	42	32	.568
St. Catharines	41	36	.532
Erie	36	39	.480
Batavia	23	54	.299

1988	W	L	Pct.
Eastern Division			
Oneonta	48	28	.632
Utica	47	29	.618
Auburn	42	33	.560
Little Falls	39	36	.520
Watertown	35	39	.473
Elmira	28	48	.368
Western Division			
Jamestown	47	29	.618
Erie	46	31	.597
Hamilton	36	39	.480
Batavia	31	44	.413
St. Catharines	27	46	.370
Geneva	27	51	.346

1989	W	L	Pct.
Eastern Division			
Pittsfield	53	23	.697
Oneonta	48	27	.640
Watertown	47	30	.610
Utica	39	39	.500
Geneva	36	39	.480
Auburn	35	42	.455
Elmira	30	46	.395
Western Division			
Jamestown	44	32	.579
Niagara Falls	43	33	.566
Batavia	37	39	.487
Welland	32	44	.421
Hamilton	32	44	.421
St. Catharines	31	45	.408
Erie	25	49	.338

1990	W	L	Pct.
McNamara Division (Eastern)			
Oneonta	52	26	.667
Watertown	43	34	.558
Pittsfield	43	34	.558
Utica	31	47	.397
McNamara Division (Western)			
Geneva	51	26	.662
Batavia	41	35	.539
Elmira	32	45	.416
Auburn	31	46	.403
Stedler Division			
Erie	44	33	.571
Jamestown	41	36	.532
Welland	36	42	.462
Niagara Falls	35	42	.455
Hamilton	30	46	.395
St. Catharines	29	47	.382

STANDINGS (CONT'D)

1991	W	L	Pct.
McNamara Division (Eastern)			
Pittsfield	51	26	.662
Oneonta	42	35	.545
Utica	39	37	.513
Watertown	27	50	.351
McNamara Division (Western)			
Elmira	47	30	.610
Auburn	38	39	.494
Batavia	38	40	.487
Geneva	35	43	.449
Stedler Division			
Jamestown	51	27	.654
Erie	37	41	.474
Niagara Falls	36	42	.462
Hamilton	35	42	.455
St. Catharines	35	42	.455
Welland	30	47	.390

1992	W	L	Pct.
McNamara Division			
Utica	42	32	.568
Pittsfield	37	37	.500
Oneonta	37	38	.493
Watertown	37	39	.487
Pinckney Division			
Geneva	41	34	.547
Batavia	36	34	.514
Auburn	32	41	.438
Elmira	31	44	.413
Stedler Division			
Hamilton	56	20	.737
Erie	40	37	.519
Niagara Falls	39	39	.500
Jamestown	34	43	.442
St. Catharines	33	42	.440
Welland	31	46	.403

1993	W	L	Pct.
McNamara Division			
Pittsfield	40	35	.533
Utica	38	38	.500
Glens Falls	37	40	.481
Oneonta	36	40	.474
Pinckney Division			
Watertown	46	32	.590
Geneva	43	34	.558
Elmira	31	44	.413
Auburn	30	46	.395
Stedler Division			
St Catharines	49	29	.628
Niagara Falls	47	31	.603
Batavia	38	39	.494
Erie	36	41	.468
Welland	35	42	.455
Jamestown	31	46	.403

1994	W	L	Pct.
McNamara Division			
New Jersey	43	32	.573
Vermont	42	33	.560
Hudson Valley	37	37	.500
Pittsfield	37	38	.493
Pinckney Division			
Watertown	48	26	.649
Auburn	45	31	.592
Utica	35	37	.486
Elmira	30	43	.411
Oneonta	30	45	.400
Williamsport	26	49	.347
Stedler Division			
Jamestown	42	32	.568
Batavia	40	34	.541
St Catharines	35	39	.473
Welland	30	44	.405

1995	W	L	Pct.
McNamara Division			
Vermont	49	27	.645
Hudson Valley	47	27	.635
New Jersey	35	41	.461
Pittsfield	34	42	.447
Pinckney Division			
Watertown	46	27	.630
Auburn	40	34	.541
Williamsport	37	39	.487
Oneonta	34	41	.453
Utica	33	40	.452
Elmira	25	41	.329
Stedler Division			
Batavia	41	34	.547
St Catharines	38	37	.507
Erie	34	41	.453
Jamestown	32	44	.421

1996	W	L	Pct.
McNamara Division			
Vermont	48	26	.649
Pittsfield	46	29	.613
Lowell	33	41	.446
Hudson Valley	32	44	.421
New Jersey	28	47	.373
Pinckney Division			
Watertown	45	30	.600
Williamsport	43	32	.573
Auburn	37	39	.487
Oneonta	31	45	.408
Utica	29	47	.382
Stedler Division			
St Catharines	44	32	.579
Batavia	42	33	.560
Jamestown	39	36	.520
Erie	30	46	.395

1997	W	L	Pct.
McNamara Division			
Pittsfield	42	32	.568
Lowell	38	38	.500
New Jersey	35	39	.473
Hudson Valley	35	40	.467
Vermont	35	41	.461
Pinckney Division			
Oneonta	49	25	.662
Watertown	39	36	.520
Utica	36	38	.486
Williamsport	29	46	.387
Auburn	29	47	.382
Stedler Division			
Erie	50	26	.658
Batavia	47	27	.635
St. Catharines	35	40	.467
Jamestown	25	49	.338

1998	W	L	Pct.
McNamara Division			
Hudson Valley	50	26	.658
Vermont	36	40	.474
Pittsfield	35	41	.461
New Jersey	34	41	.453
Lowell	32	44	.421
Pinckney Division			
Oneonta	45	31	.592
Auburn	43	32	.573
Watertown	42	34	.553
Williamsport	39	36	.520
Utica	35	41	.461
Stedler Division			
Batavia	43	33	.566
St. Catharines	38	38	.500
Jamestown	32	43	.427
Erie	26	50	.342

1999	W	L	Pct.
McNamara Division			
Utica	42	33	.560
Hudson Valley	42	34	.553
Oneonta	41	34	.547
Pittsfield	41	35	.539
Staten Island	39	35	.527
Lowell	34	42	.447
Vermont	33	43	.434
New Jersey	30	46	.395
Pinckney Division			
Mahoning Valley	43	33	.566
Batavia	42	34	.553
Auburn	39	37	.513
Jamestown	38	38	.500
St. Catharines	34	42	.447
Williamsport	32	44	.421

2000	W	L	Pct.
McNamara Division			
Staten Island	46	28	.622
Queens	46	29	.613
Vermont	45	30	.600
Lowell	41	34	.547
Pittsfield	38	37	.507
New Jersey	31	45	.408
Hudson Valley	23	52	.307
Pinckney Division			
Mahoning Valley	48	28	.632
Batavia	39	37	.513
Jamestown	37	38	.493
Utica	35	40	.467
Oneonta	35	41	.461
Auburn	32	42	.432
Williamsport	29	44	.397

2001	W	L	Pct.
McNamara Division			
Williamsport	48	26	.649
Jamestown	39	36	.520
Oneonta	37	37	.500
Batavia	37	39	.487
Auburn	32	42	.432
Utica	27	47	.365
Mahoning Valley	26	49	.347
Stedler Division			
Brooklyn	52	24	.684
Staten Island	48	28	.632
Pittsfield	45	30	.600
Hudson Valley	39	37	.513
New Jersey	35	41	.461
Lowell	33	43	.434
Vermont	28	47	.373

2002	W	L	Pct.
McNamara Division			
Staten Island	48	26	.649
Williamsport	48	28	.632
New Jersey	39	37	.513
Brooklyn	38	38	.500
Aberdeen	31	45	.408
Hudson Valley	26	49	.347
Pinckney Division			
Auburn	47	29	.618
Mahoning Valley	46	30	.605
Batavia	34	42	.447
Jamestown	32	42	.432
Stedler Division			
Oneonta	47	27	.635
Lowell	34	41	.453
Vermont	30	45	.400
Tri-City	27	48	.360

STANDINGS (CONT'D)

2003	W	L	Pct.
McNamara Division			
Brooklyn	47	28	.627
Williamsport	46	30	.605
Aberdeen	38	38	.500
Hudson Valley	37	37	.500
New Jersey	31	42	.425
Staten Island	29	43	.403
Pinckney Division			
Auburn	56	18	.757
Mahoning Valley	38	36	.514
Batavia	30	45	.400
Jamestown	22	51	.301
Stedler Division			
Oneonta	45	30	.600
Tri-City	44	32	.579
Lowell	39	35	.527
Vermont	19	56	.253

2004	W	L	Pct.
McNamara Division			
Brooklyn	43	31	.581
New Jersey	41	34	.547
Hudson Valley	39	33	.542
Aberdeen	35	40	.467
Williamsport	34	40	.459
Staten Island	28	44	.389
Pinckney Division			
Auburn	50	24	.676
Mahoning Valley	42	34	.553
Jamestown	30	45	.400
Batavia	28	46	.378
Stedler Division			
Tri-City	50	25	.667
Vermont	34	38	.472
Oneonta	33	41	.446
Lowell	32	44	.421

2005	W	L	Pct.
McNamara Division			
Staten Island	52	24	.684
Williamsport	44	32	.579
Brooklyn	40	36	.526
New Jersey	37	39	.487
Hudson Valley	31	43	.419
Aberdeen	27	48	.360
Pinckney Division			
Auburn	45	30	.600
Batavia	36	39	.480
Mahoning Valley	33	43	.434
Jamestown	31	44	.413
Stedler Division			
Oneonta	48	27	.640
Lowell	42	33	.560
Tri-City	34	42	.447
Vermont	28	48	.368

2006	W	L	Pct.
McNamara Division			
Staten Island	45	29	.608
Brooklyn	41	33	.554
Aberdeen	41	34	.547
Hudson Valley	31	43	.419
Pinckney Division			
Auburn	42	32	.568
Mahoning Valley	40	36	.526
State College	39	36	.520
Batavia	35	38	.479
Jamestown	33	39	.458
Williamsport	28	47	.373
Stedler Division			
Tri-City	43	31	.581
Oneonta	40	34	.541
Lowell	39	36	.520
Vermont	23	52	.307

2007	W	L	Pct.
McNamara Division			
Brooklyn	49	25	.662
Staten Island	47	28	.627
Aberdeen	34	42	.447
Hudson Valley	34	42	.447
Pinckney Division			
Auburn	47	29	.618
Mahoning Valley	37	37	.500
State College	36	39	.480
Williamsport	34	42	.447
Batavia	31	43	.419
Jamestown	28	47	.373
Stedler Division			
Oneonta	44	32	.579
Lowell	40	36	.526
Vermont	38	37	.507
Tri-City	27	47	.365

2008	W	L	Pct.
McNamara Division			
Staten Island	49	26	.653
Brooklyn	45	30	.600
Hudson Valley	40	35	.533
Aberdeen	36	39	.480
Pinckney Division			
Batavia	46	28	.622
Jamestown	47	29	.618
Auburn	38	37	.507
Williamsport	38	37	.507
Mahoning Valley	31	44	.413
State College	18	56	.243
Stedler Division			
Lowell	40	33	.548
Oneonta	33	41	.446
Vermont	33	42	.440
Tri-City	28	45	.384

STANDINGS (CONT'D)

2009	W	L	Pct.
McNamara Division			
Staten Island	47	29	.618
Brooklyn	45	30	.600
Hudson Valley	38	37	.507
Aberdeen	30	44	.405
Pinckney Division			
Mahoning Valley	49	27	.645
Williamsport	42	34	.553
State College	38	38	.500
Batavia	37	39	.487
Jamestown	34	42	.447
Auburn	26	49	.347
Stedler Division			
Lowell	45	30	.600
Oneonta	35	39	.473
Vermont	34	41	.453
Tri-City	27	48	.360

2010	W	L	Pct.
McNamara Division			
Brooklyn	51	24	.680
Hudson Valley	39	36	.520
Aberdeen	34	40	.459
Staten Island	34	40	.459
Pinckney Division			
Batavia	45	29	.608
Jamestown	43	32	.573
Williamsport	43	33	.566
Auburn	35	40	.467
State College	33	42	.440
Mahoning Valley	30	46	.395
Stedler Division			
Tri-City	38	36	.514
Connecticut	38	37	.507
Vermont	36	38	.486
Lowell	24	50	.324

2011	W	L	Pct.
McNamara Division			
Staten Island	45	28	.616
Brooklyn	45	29	.608
Hudson Valley	37	39	.487
Aberdeen	24	51	.320
Pinckney Division			
Auburn	45	30	.600
Williamsport	43	33	.566
Mahoning Valley	41	34	.547
Batavia	37	38	.493
Jamestown	35	40	.467
State College	31	44	.413
Stedler Division			
Vermont*	39	35	.527
Connecticut	39	35	.527
Tri-City	33	42	.440
Lowell	29	45	.392

*Won Season Series vs. Connecticut

2012	W	L	Pct.
McNamara Division			
Hudson Valley	52	24	.684
Brooklyn	45	31	.592
Staten Island	30	45	.400
Aberdeen	28	48	.368
Pinckney Division			
Auburn	46	30	.605
Batavia	44	32	.579
Jamestown	35	40	.367
State College	35	41	.461
Mahoning Valley	30	45	.400
Williamsport	30	46	.395
Stedler Division			
Tri-City	51	25	.671
Lowell	36	40	.374
Connecticut	35	40	.367
Vermont	33	43	.434

2012 PLAYERS OF THE WEEK

B-BATTER OF THE WEEK
P-PITCHER OF THE WEEK

June 18-June 24	
B-David Chester	Lowell
P-Raynel Velette	Lowell
June 25-July 1	
B-Cole Frenzel	Brooklyn
P-Luis Mateo	Brooklyn
July 2-July 8	
B-Chris Serritella	Williamsport
P-Juri Perez	Tri-City
July 9-July 15	
B-Matt Snyder	Staten Island
P-Luis Mateo	Brooklyn
July 16-July 22	
B-Christian Walker	Aberdeen
P-Kyle Helisek	Batavia
July 23-July 29	
B-Tyler Gaffney	State College
P-Brian Holmes	Tri-City
July 30-August 5	
B-Lucas Herbst	Aberdeen
P-Luis DeJesus	Mahoning Valley
August 6-August 12	
B-Preston Tucker	Tri-City
P-Hansel Robles	Brooklyn
August 13-August 19	
B-Jacob Wilson	Batavia
P-Jesse Hahn	Hudson Valley
August 20-August 26	
B-Preston Tucker	Tri-City
P-Jesse Hahn	Hudson Valley
August 27-September 3	
B-Shawn Pelffner	Auburn
P-Andres Avila	Vermont

ALICE H. NADER CUP PLAYOFF WINNERS

1939 Semifinals: Olean 3 of 4 over Bradford - Hamilton 3 of 5 over Batavia
Finals: Olean 4 of 6 over Hamilton

1940 Semifinals: Olean 3 of 4 over Hamilton – Batavia 3 of 5 over London
Finals: Olean 4 of 6 over Batavia

1941 Semifinals: Hamilton 3 of 5 over Jamestown – Bradford 3 over Batavia 2
Finals: Bradford 4 of 5 over Hamilton

1942 Semifinals: Jamestown 3 straight over Hornell – Olean 3 straight over Batavia
Finals: Jamestown 4 of 6 over Olean

1943 Semifinals: Wellsville 3 of 4 over Hornell – Jamestown 3 straight over Lockport
Finals: Wellsville 4 of 7 over Jamestown

1944 Semifinals: Jamestown 3 straight over Batavia – Lockport 3 straight over Hornell
Finals: Jamestown 4 straight over Lockport

1945 Semifinals: Lockport 3 of 4 over Jamestown – Batavia 3 of 4 over Bradford
Finals: Batavia 4 of 7 over Lockport

1946 Semifinals: Jamestown 4 of 7 over Bradford – Batavia 4 of 7 over Olean
Finals: Batavia 4 of 6 over Lockport

1947 Semifinals: Jamestown 4 of 5 over Wellsville – Olean 4 of 5 over Bradford
Finals: Jamestown 4 of 6 over Olean

1948 Semifinals: Jamestown 4 of 5 over Hamilton – Lockport 4 of 6 over Bradford
Finals: Lockport 4 of 5 over Jamestown

1949 Semifinals: Hamilton 4 of 5 over Jamestown – Bradford 4 of 7 over Batavia
Finals: Bradford 4 of 5 over Hamilton

1950 Semifinals: Olean 4 of 6 over Hamilton – Hornell 4 straight over Bradford
Finals: Olean 4 of 7 over Hornell

1951 Semifinals: Hornell 4 of 5 over Jamestown – Olean 4 of 7 over Hamilton
Finals: Hornell 4 of 7 over Olean

1952 Semifinals: Jamestown 4 straight over Olean – Hornell 4 of 5 over Hamilton
Finals: Jamestown 4 straight over Hornell

1953 Semifinals: Jamestown 3 -0 over Bradford – Hamilton 3-0 over Hornell
Finals: Jamestown 4 of 5 over Hamilton

1954 Semifinals: Corning 3-0 over Hornell – Jamestown 3-0 over Wellsville
Finals: Corning 4 of 5 over Jamestown

1955 Semifinals: Hamilton 2 of 3 over Wellsville – Corning 2 of 3 over Bradford
Finals: Hamilton 3 straight over Corning

1956 Semifinals: Wellsville 2 of 3 over Hornell – Olean 2 of 3 over Corning
Finals: Wellsville 3 of 5 over Olean

1957	Semifinals:	Batavia 2 of 3 over Wellsville – Erie 2 of 3 over Corning
	Finals:	**Erie 3 of 4 over Batavia**
1958	Semifinals:	Wellsville 2 of 3 over Auburn – Geneva 2 straight over Olean
	Finals:	**Geneva 3 straight over Wellsville**
1959	Semifinals:	Wellsville 2 straight over Corning – Elmira 2 straight over Geneva
	Finals:	**Wellsville 3 of 5 over Elmira**
1960	Semifinals:	Erie 2 straight over Corning – Wellsville 2 of 3 over Auburn
	Finals:	**Wellsville led Erie 2-1 in best of 5, called off due to continued rain.**
1961	Semifinals:	Olean 2 of 3 over Geneva – Batavia 2 of 3 over Erie
	Finals:	**Olean 2 of 3 over Batavia**
1962	Semifinals:	Auburn 2 straight over Jamestown – Olean 2 straight over Erie
	Finals:	**Auburn 2 straight over Olean**
1963	Semifinals:	Batavia 2-0 over Auburn – Jamestown 2-0 over Wellsville
	Finals:	**Batavia 2 of 3 over Jamestown**
1964	**Finals:**	**Auburn 4 of 6 over Geneva**
1965		NO PLAYOFFS
1966	**Finals:**	**Auburn 2 to 0 over Binghamton**
1967		NO PLAYOFFS
1968	Semifinals:	Auburn 1 to 0 over Williamsport – Oneonta 1 to 0 over Newark
	Finals:	**Oneonta 1 to 0 over Auburn**
1969-1976		NO PLAYOFFS
1977	**Finals:**	**Oneonta 2 to 0 over Batavia**
1978	**Finals:**	**Geneva 2 to 0 over Auburn**
1979	**Finals:**	**Oneonta 2 to 0 over Geneva**
1980	**Finals:**	**Oneonta 2 to 1 over Geneva**
1981	**Finals:**	**Oneonta 2 to 1 over Jamestown**
1982	**Finals:**	**Niagara Falls 2 to 1 over Oneonta**
1983	**Finals:**	**Utica 2 to 1 over Newark**
1984	**Finals:**	**Little Falls 2 to 1 over Newark**
1985	Semifinals:	Auburn 1 to 0 over Jamestown – Oneonta 1 to 0 over Geneva
	Finals:	**Oneonta 2 to 0 over Auburn**
1986	Semifinals:	Newark 1 to 0 over Oneonta – St. Catharines 1 to 0 over Auburn
	Finals:	**St. Catharines 2 to 1 over Newark**
1987	**Finals:**	**Geneva 2 to 0 over Watertown**
1988	**Finals:**	**Oneonta 2 to 0 over Jamestown**
1989	**Finals:**	**Jamestown 2 to 1 over Pittsfield**
1990	Semifinals:	Erie 2 to 1 over Jamestown – Oneonta 2 to 0 over Geneva
	Finals:	**Oneonta 2 to 1 over Erie**
1991	Semifinals:	Jamestown 1 to 0 over Erie – Pittsfield 1 to 0 over Erie Elmira
	Finals:	**Jamestown 2 to 0 over Pittsfield**

1992	Semifinals:	Geneva 2 to 0 over Utica – Erie 1 to 0 over Hamilton
	Finals:	**Geneva 2 to 0 over Erie**
1993	Semifinals:	Niagara Falls 1-0 over St. Catharines – Pittsfield 1-0 over Watertown
	Finals:	**Niagara Falls 2 to 0 over Pittsfield**
1994	Semifinals:	Auburn 2 to 0 over Watertown – New Jersey 2 to 1 over Jamestown
	Finals:	**New Jersey 2 to 0 over Auburn**
1995	Semifinals:	Watertown 2 to 1 over Batavia – Vermont 2 to 0 over Hudson Valley
	Finals:	**Watertown 2 to 1 over Vermont**
1996	Semifinals:	Vermont 2 to 0 over Pittsfield – St Catharines 2 to 0 over Watertown
	Finals:	**Vermont 2 to 1 over St. Catharines**
1997	Semifinals:	Batavia 2 to 0 over Oneonta – Pittsfield 2 to 0 over Erie
	Finals:	**Pittsfield 2 to 1 over Batavia**
1998	Semifinals:	Auburn 2 to 0 over Batavia – Oneonta 2 to 0 over Hudson Valley
	Finals:	**Auburn & Oneonta Co-Champions (series being rained out)**
1999	Semifinals:	Mahoning Valley 2-0 over Batavia – Hudson Valley 2-1 over Utica
	Finals:	**Hudson Valley 2 to 1 over Mahoning Valley**
2000	Semifinals:	Mahoning Valley 2-0 over Batavia – Staten Island 2-1 over Queens
	Finals:	**Staten Island 2 to 1 over Mahoning Valley**
2001	Semifinals:	Williamsport 2-1 over Jamestown – Brooklyn 2-1 over Staten Island
	Finals:	**Williamsport & Brooklyn declared Co-Champions (Due to 9-11-01).**
2002	Semifinals:	Staten Island 2-0 over Williamsport, Oneonta 2-0 over Auburn
	Finals:	**Staten Island 2 to 0 over Oneonta**
2003	Semifinals:	Williamsport 2 to 0 over Auburn – Brooklyn 2 to 1 over Oneonta
	Finals:	**Williamsport 2 to 0 over Brooklyn**
2004	Semifinals:	Mahoning Valley 2 to 0 over Auburn – Tri-City 2 to 1 over Brooklyn
	Finals:	**Mahoning Valley 2 to 0 over Tri-City**
2005	Semifinals:	Staten Island 2 to 0 over Williamsport – Auburn 2 to 0 over Oneonta
	Finals:	**Staten Island 2 to 0 over Auburn**
2006	Semifinals:	Tri-City 2-1 over Auburn – Staten Island 2-1 over Brooklyn
	Finals:	**Staten Island 2 to 1 over Tri-City**
2007	Semifinals:	Auburn 2-1 over Oneonta – Brooklyn 2-0 over Staten Island
	Finals:	**Auburn 2-0 over Brooklyn**
2008	Semifinals:	Batavia 2-1 over Lowell – Jamestown 2-0 over Staten Island
	Finals:	**Batavia 2-0 over Jamestown**
2009	Semifinals:	Staten Island 2-1 over Lowell - Mahoning Valley 2-1 over Brooklyn
	Finals:	**Staten Island 2-1 over Mahoning Valley**
2010	Semifinals:	Tri-City 2-1 over Batavia - Brooklyn 2-1 over Jamestown
	Finals	**Tri-City 2-0 over Brooklyn**
2011	Semifinals:	Auburn 2-1 over Vermont - Staten Island 2-1 over Brooklyn
	Finals	**Staten Island 2-0 over Auburn**
2012	Semifinals:	Hudson Valley 2-1 over Brooklyn - Tri-City 2-1 over Auburn
	Finals	**Hudson Valley 2-1 of Tri-City**

SINGLE SEASON TEAM RECORDS

TEAM BATTING	TEAM	YEAR	RECORD
Highest Batting Average	Utica	1983	.313
Lowest Batting Average	Vermont	2001	.208
Most Hits	Utica	1983	793
Fewest Hits	Niagara Falls	1970	439
Most Home Runs	Utica	1982	120
Fewest Home Runs	Jamestown & N.J.	1973, 1994	11
Most Grand Slams	Batavia	1969	6
Most Triples	Oneonta	1976	46
Fewest Triples	Erie	1986	4
Most Doubles	Auburn	2004, 2005	165
Fewest Doubles	Oneonta	1971	59
Most At Bats	Erie	1991	2700
Most Runs Scored	Geneva	1978	559
Most Total Bases	Erie	1991	1353
Most Sacrifices Hits	Vermont	2010	66
Most Sacrifice Flies	Oneonta	1974	36
Most Stolen Bases	Utica	1988	270
Most Bases on Balls	Little Falls	1979	438
Fewest Bases on Balls	Williamsport	2006	177
Most Intentional Bases on Balls	Oneonta	1981	38
Most Batters Hit By Pitch	Mahoning Valley	2011	68
Most Runs Batted In	Auburn	1967	485
Most Strike Outs	Hudson Valley	1996	720
Most Runners Caught Stealing	Utica	1988	97
Fewest Runner Caught Stealing	Lowell, Brooklyn	1998, 2011	14
Most Runners Left on Base	Batavia	1968	676
Fewest Runners Left on Base	Utica	1995	431

TEAM FIELDING	TEAM	YEAR	RECORD
Highest Fielding Percentage	Tri-City	2006	.979
Lowest Fielding Percentage	Oneonta	1976	.921
Most Assists	Erie	1986	.925
Most Errors	Batavia	1984	184
Least Errors	Tri-City	2006	60
Most Double Plays	Batavia	1995	90
Most Passed Balls	Auburn (2x) & Watertown	1977, 1979, 1985	39
Fewest Passed Balls	New Jersey & Lowell	2002, 2006	3

SINGLE SEASON INDIVIDUAL RECORDS

BATTING	PLAYER	TEAM	YEAR	RECORD
Games	James Bullinger	Geneva	1986	78
Home Runs	John Hennell	Utica	1982	23
Grand Slam Home Runs	Several Players Tied			3
Triples	Reid Gorecki	New Jersey	2002	13
Doubles	Rodney Nye	Pittsfield	1999	30
Hits	Matthew Watson	Vermont	1999	108
Runs Batted In	Dennis Carter	Erie	1985	77
	Gary Holle	Newark	1976	77
Total Bases	Don Jacoby	Utica	1983	185
Sacrifice Hits	Frank Toups	Batavia	1978	14
	Blake Kelso	Vermont	2010	14
Sacrifice Flies	Dennis Werth	Oneonta	1974	10
Stolen Bases	Geoff Doggett	Geneva	1982	66
Most Times Caught Stealing	Shawn Scott	St. Catharines	1990	19
	Ed Bady	Vermont	1995	19
Most At Bats	Ambiorix Concepcion	Brooklyn	2004	324
Most Runs Scored	Mark Gilbert	Geneva	1978	83
Most Bases on Balls	John Buszka	Batavia	1976	76
Most Strike Outs	Dave Cochrane	Little Falls	1982	117
Most Times Hit By Pitch	Christopher Gimenez	Mah Valley	2004	24

PITCHING (min. 76 IP)	PLAYER	TEAM	YEAR	RECORD
Most Wins	C. Robert Parker	Geneva	1978	13
	Daniel Freed	Jamestown	1988	13
Most Losses	Kyle Channing	Watertown	1985	11
Fewest Losses (114 inn)	Neil Mersch	Oneonta	1973	0
Most Games Appeared In	Roy Moretti	Utica	1982	42
Most Games Started	Chris Jones	St. Catharines	1986	18
	Steve Cummings	St. Catharines	1986	18
Most Complete Games	Robert Jajczan	Oneonta	1973	14
	Mark Wiley	Auburn	1970	14
Most Innings Pitched	Jerry Bell	Newark	1969	132
Most Home Runs Yielded	David Jensen	Little Falls	1982	18
Fewest Home Runs Yielded	3 Tied With			0
Most Bases on Balls (115 inn)	Ronnie Sims	Elmira	1973	87
Fewest Bases on Balls	Derek Adair	Batavia	1997	4
Most Hit Batters	Mike Irwin	Auburn	1990	16
	Michael Eisenberg	Mahoning Valley	2007	16
Most Strikeouts (127 inn)	Mark Wiley	Auburn	1970	144
Most Shutouts (15 Starts)	Mark Wiley	Auburn	1970	5
Most Wild Pitches	Glenn M. Coombs	Welland	1991	25
Most Saves	Jamie Cochran	Hamilton	1992	24
Most Runs Allowed	Leo Pinnick	Auburn	1968	75
Most Earned Runs Allowed	Leo Pinnick	Auburn	1968	61
Fewest Runs Allowed (121 IP)	Dan Freed	Jamestown	1988	16
Fewest Earned Runs Allowed	Dan Freed	Jamestown	1988	9
Most Hits Allowed (120 inn)	Paul Splittorff	Corning	1969	127

PITCHERS (min. 15 games)	PLAYER	TEAM	YEAR	RECORD
Highest Percentage	Several tied			1.000
Most Putouts	Chris Beasley	Batavia	1984	17
Most Assists	Dan Pettit	Jamestown	1983	37
Most Errors	Tom Koutrouga	Jamestown	1998	8
Fewest Errors	Several tied			0
Most Double Plays	Chris Beasley	Batavia	1984	7

SINGLE SEASON INDIVIDUAL RECORDS

CATCHERS (min. 40 games)	PLAYER	TEAM	YEAR	RECORD
Highest Percentage	R. Gonzales	Watertown	1995	1.000
	J. Estrada	Batavia	1997	1.000
Most Putouts	J.P. Arencibia	Auburn	2007	460
Most Assists	Luis A. Rodriguez	St Catharines	1995	80
Most Errors	John Posey	Newark	1986	20
Least Errors	Richard Gonzales	Watertown	1995	0
Most Double Plays	C. Martine	New Jersey	1997	8
	A. Butera	Brooklyn	2005	8
Most Passed Balls	Sarn Killingsworth	Newark	1973	27
Least Passed Balls	Gregory Almond	Glens Falls	1993	3
	Johnny Estrada	Batavia	1997	3

1ST BASEMEN (min. 40 games)	PLAYER	TEAM	YEAR	RECORD
Highest Percentage	G. Guin	Erie	1981	.999
	F. Connelly	Geneva	1980	.999
Most Putouts	Robert Daly	Pittsfield	1995	724
Most Assists	Graham Koonce	Jamestown	1995	70
Most Errors	Alejandro Jimenez	Little Falls	1987	18
Least Errors	Donald Olsen	Vermont	1995	0
Most Double Plays	Javier Scruggs	Batavia	2008	66

2ND BASEMEN (min. 15 games)	PLAYER	TEAM	YEAR	RECORD
Highest Percentage	Howard Shapira	Geneva	1979	.995
Most Putouts	James Mouton	Auburn	1991	170
Most Assists	P. Daddario	Batavia	1984	240
	J. Damon	Jamestown	1981	240
Most Errors	Stephen Scafa	Oneonta	1981	29
Least Errors	Several Tied		‘85/’08	1
Most Double Plays	Scott Kidd	Oneonta	1997	52
	Dudley Leonara	Aberdeen	2011	52

3RD BASEMEN (min. 40 games)	PLAYER	TEAM	YEAR	RECORD
Highest Percentage	Adam Gaylord	Aberdeen	2010	.970
Most Putouts	Dan Monzon	Auburn	1967	80
Most Assists	Timothy Jorgenson	Watertown	1995	205
Most Errors	Mark Scoville	Auburn	1969	44
Least Errors (Tie)	Carlos Alonso	Williamsport	2010	3
	Kelson Brown	State College	2010	3
Most Double Plays	Robert Hinds	Oneonta	1992	33
	Mychal Givens	Aberdeen	2011	54

SHORTSTOPS (min. 40 games)	PLAYER	TEAM	YEAR	RECORD
Highest Percentage	Matt Bouchard	Brooklyn	2007	.972
Most Putout	Wilson Valdez	Vermont	2000	136
Most Assists	Kelly Dransfelt	Hudson Valley	1996	253
Most Errors	S. McCartney	Newark	1969	41
	D. Walls	Batavia	1969	41
Least Errors	Addison Maruszak	Staten Island	2008	6
Most Double Plays	Mark Thompson	Mahoning Valley	2007	49

OUTFIELDERS (min. 55 games)	PLAYER	TEAM	YEAR	RECORD
Highest Percentage	Several Tied			1.000
Most Putouts	Randall L. Curtis	Pittsfield	1991	213
Most Assists	Jose Espino	New Jersey	2000	16
Most Errors	Charlie Pinkney	Batavia	1975	20
Least Errors	Several Tied		‘90/’08	0
Most Double Plays	Stephen Bowling	Newark	1974	6

The New York-Penn League Hall of Fame was established in 2012 to recognize individuals for their overall accomplishments or contributions to the league both on the field of play or in an administrative role. The Hall of Fame inductions include three parts recognizing NYPL alumni, notable league personnel and team officials, and individuals nominated and voted on by New York-Penn League clubs.

The Hall of Fame inductions will occur annually at the league All-Star Game, the first of which inducted seven NYPL alumni at the 2012 New York-Penn League All-Star Game in Niles, OH on August 14th. The seven inductees include:



Wade Boggs hit .263 for the Elmira Pioneers in 1976. He would not hit below .300 again until 1992, his final year with the Red Sox. While with the Red Sox, Boggs won five American League batting titles, including four consecutive. from 1985-1988. He remains the only player in Major League history to collect 200 hits and score 100 runs in seven consecutive seasons. He was elected to the Baseball Hall of Fame in 2005 and to the NY-P League's All-Time Team in 2010.



Nellie Fox hit .304 for the Jamestown Falcons in 1944. Fox spent 19 years in the major leagues, 14 of which playing for the Chicago White Sox, earning 12 All-Star selections during that time. The highlight of Fox's career came in 1959 when he helped lead the White Sox to their first pennant in 40 years while being named the American League's Most Valuable Player. Fox was elected to the Baseball Hall of Fame in 1997

Phil Niekro was 2-1 with a 7.76 ERA for the Wellsville Braves in 1959. Nicknamed "Knucksie" because of his skill and use with the knuckleball, Niekro went on to win 318 games in the majors and was inducted into the Baseball Hall of Fame in 1997.



Tony Perez played two full seasons for the Geneva Redlegs, hitting .279 in 1960 and .348 with 27 home runs in 1961. Perez was one of the premier RBI men of his generation, driving in 100 or more runs seven times during his 23-year career. Perez, a 7-time All-Star, played in two World Series Championships for the 1975 and 1976 Cincinnati Reds. He was inducted into the Baseball Hall of Fame in 2000, and the NY-P League's All-Time Team in 2011.

Jim Rice hit .256 for the 1971 Williamsport Red Sox. One of the most feared right-handed hitters of his era, Rice hit 20 or more home runs in 11 of his 12 major league seasons. He led the American League in total bases four times, home runs three times, RBIs twice, and slugging percentage twice. Rice was named an All-Star 8 times and won the American League Most Valuable Player Award in 1978. He was elected to the Baseball Hall of Fame in 2009, and to the NY-P League's All-Time Team in 2011.



Warren Spahn played for the 1940 Bradford Bees, finishing the season 5-4 with a 2.73 ERA. Spahn would dominate the opposing hitters throughout his 21 year career and is the 5th winningest pitcher of all time (363 wins). Spahn was elected to the Baseball Hall of Fame in 1973.

Robin Yount played for the Newark Co-Pilots in 1973 hitting .285 in his only minor league season. Yount played 20 seasons, all with the Milwaukee Brewers, and led all other players in hits during the 1980s. In addition to his 1982 and 1989 Most Valuable Player awards, Yount earned 3 All-Star selections, 3 Silver Slugger awards and a Gold Glove. He finished his caree with 3,142 hits and was elected to the Baseball Hall of Fame in 1999, and the NY-P League's All-Time Team in 2010.

YEARLY BATTING CHAMPIONS

YEAR	PLAYER	TEAM	AVG
1939	Hank Redmond	Hamilton	.397
1940	Eddie Howard	Batavia	.342
1941	John Newman	Jamestown	.358
1942	John Newman	Jamestown	.353
1943	Ben Visan	Batavia	.369
1944	John Gwosden	Hornell	.338
1945	Barney Hearn	Jamestown	.338
1946	Joe Abreau	Wellsville	.352
1947	Andrew Alexson	Jamestown	.338
1948	Pat Haggerty	Jamestown	.369
1949	Eddie Kobesky	Batavia	.390
1950	Chico Sierra	Hornell	.422
1951	Paul Owens	Olean	.407
1952	Howie Jennings	Batavia	.373
1953	George Alusik	Jamestown	.372
1954	Robert Yoder	Hornell	.398
1955	Fran Bonair	Hornell	.435
1956	Paul Owens	Olean	.368
1957	Paul Owens	Olean	.407
1958	Nate Dickerson	Olean	.338
1959	Marchial Allen	Wellsville	.356
1960	Pablo Mitchell	Erie	.348
1961	Atanasio Perez	Geneva	.348
1962	Ted Uhlaender	Erie	.342
1963	Mike Holodick	Jamestown	.327
1964	Went Esteridge	Bing.	.365
1965	Richard Smith	Geneva	.331
1966	D. McCammon	Jamestown	.335
1967	Tommy Cole	Auburn	.389
1968	Gerald Merlet	Geneva	.353
1969	Dave Schmidt	Auburn	.349
1970	Lambert Ford	Williamsport	.368
1971	Jack Maloof	Auburn	.402
1972	Cannon Smith	Jamestown	.319
1973	Kerry Dineen	Geneva	.352
1974	Dave Bergman	Oneonta	.348
1975	Charles Pinkney	Batavia	.309
1976	Garry Smith	Oneonta	.391
1977	Salvatore Rende	Batavia	.356
1978	Mike Turgeon	Geneva	.344
1979	B. Stemberger	Utica	.359
1980	Roger Frash	Little Falls	.346
1981	Tom Romano	Utica	.337
1982	Ray Alonzo	Utica	.340
1983	G. Chadwick	Jamestown	.387
1984	Randy Riley	Newark	.351
1985	George Flower	Jamestown	.336
1986	Tom Hinzo	Batavia	.333
1987	John Voight	Newark	.320
1988	Andres Mota	Auburn	.351
1989	Marc Tepper	Watertown	.347
1990	Rob Katzaroff	Jamestown	.364
1991	Rich Juday	Erie	.338
	Robert Butler	St. Cath.	.338
1992	Ed Alfonzo	Pittsfield	.356
1993	Eric Danapilis	Niag Falls	.341
1994	Jason Payton	Pittsfield	.365
1995	C. Brumbaugh	Hud. Valley	.358
1996	Joe Freitas	New Jersey	.344
1997	Raul Franco	Utica	.352
1998	Scott Pratt	Watertown	.351
1999	Matt Watson	Vermont	.380
2000	Chris Basak	Pittsfield	.349
2001	Juan Francia	Oneonta	.340
2002	Francisco Louis	Mah. Valley	.349
2003	Vito Chiaravalloti	Auburn	.351
2004	Ben Zobrist	Tri-City	.344
2005	Gaby Sanchez	Jamestown	.335
2006	Jordan Parraz	Tri-City	.336
2007	Todd Martin	Mah. Valley	.360
2008	Miguel Fermin	Jamestown	.347
2009	J.D. Martinez	Tri-City	.326
2010	Darrell Ceciliani	Brooklyn	.351
2011	Dan Muno	Brooklyn	.355
2012	Tyler Heineman	Tri-City	.358

YEARLY RUNS CHAMPIONS

YEAR	PLAYER	TEAM	RUNS
1939	William Moore	Olean	110
1940	George Higgins	Olean	110
	W. Auchenbach	Hamilton	110
1941	John Newman	Jamestown	112
1942	Pat McNair	Jamestown	124
1943	Otis Davis	Jamestown	116
	Ray Sowins	Lockport	116
1944	Glen Brundis	Erie	106
1945	G. Gasdaska	Bradford	133
1946	Dick Kokos	Batavia	118
1947	Ed Trojanowski	Bradford	125
1948	Howard Gutshall	Jamestown	111
1949	Emil Carlini	Bradford	127
1950	Don Zimmer	Hornell	146
1951	Stan Anderson	Olean	134
1952	Maury Wills	Hornell	108
1953	Pablo Rivera	Olean	118
	Frank McElroy	Jamestown	118
1954	Robert Yoder	Hornell	130
1955	Tom Keane	Bradford	115
1956	Lou Vassie	Olean	116
1957	Norm Bernard	Corning	104
1958	Charles Bergdoll	Wellsville	104
	Ray Withrow	Wellsville	104
1959	Gus Gill	Geneva	104
1960	Ronnie Retton	Auburn	136
1961	Cesar Tovar	Geneva	134
1962	Dick Bazinet	Auburn	113
1963	Mike Holodick	Jamestown	105
	Dick Bazinet	Auburn	105
1964	Dan Napoleon	Auburn	129
	Bill Schlesinger	Wellsville	129
1965	Dave Truelock	Binghamton	96
1966	John Gonsalves	Auburn	98
1967	Danny Monzon	Auburn	82
1968	Cliff Foster	Auburn	66
1969	Richard Walls	Batavia	67
1970	Tom O'Connor	Oneonta	56
1971	Jack Maloof	Auburn	57
1972	Terry Whitfield	Oneonta	65
1973	Rick Bosetti	Auburn	68
1974	Marv Thompson	Oneonta	62
1975	Charles Pinkney	Batavia	48
1976	Gary Holle	Newark	70
1977	Ron Sorey	Utica	57
1978	Mark Gilbert	Geneva	83
1979	Gene Glynn	Jamestown	71
1980	Mike Ciampa	Elmira	59
1981	Greg Guin	Erie	67
1982	John Hennell	Utica	68
1983	Don Jacoby	Utica	67
	Barry Moss	Utica	67
1984	Lance Johnson	Erie	63
1985	Doug Dascenzo	Geneva	59
1986	Tom Baine	Erie	55
1987	Don Buford Jr.	Newark	68
1988	Marquis Grissom	Jamestown	69
1989	Pablo Gomez	Watertown	64
1990	Mike Songini	Erie	61
1991	Randy Curtis	Pittsfield	72
1992	Shawn Wills	Batavia	53
1993	Richard Prieto	Watertown	53
	Shannon Stewart	St. Cath.	53
1994	Chris Truby	Auburn	56
1995	Omar Sanchez	St. Cath.	62
1996	Chris Stowers	Vermont	58
1997	Kennouth James	Auburn	61
1998	Keith Ginter	Auburn	55
	Carlos Duncan	Batavia	55
1999	Val. Pascucci	Vermont	62
2000	Greg Donato	Jamestown	56
2001	Todd Self	Pittsfield	52
	Kevin Youkilis	Lowell	52
2002	Reid Gorecki	New Jersey	55
	Ben Francisco	Mah. Valley	55
2003	Juan Peralta	Auburn	62
2004	Argenis Reyes	Mah. Valley	53
2005	Mike Hollimon	Oneonta	66
2006	Scott Sizemore	Oneonta	49
2007	Justin Snyder	Staten Island	68
2008	Miguel Fermin	Jamestown	54
2009	Derrick Gibson	Lowell	54
2010	Darrell Ceciliani	Brooklyn	56
2011	Tony Wolters	Mah. Valley	50
2012	Roman Quinn	Williamsport	56

YEARLY HITS CHAMPIONS

YEAR	PLAYER	TEAM	HITS
1939	Henry Redmond	Hamilton	166
1940	Larry Mancini	Olean	174
1941	Frank Heller	Jamestown	145
1942	George Lerchen	Jamestown	167
1943	Otis Davis	Jamestown	156
1944	Robert Rothel	Batavia	164
1945	Ken Humphrey	Jamestown	165
1946	Dick Kokos	Batavia	166
1947	Doc Alexson	Jamestown	163
1948	Howard Gutshall	Jamestown	171
1949	Dan Carnevale	Bradford	192
1950	Chuck Harmon	Olean	206
1951	Paul Owens	Olean	187
1952	Maury Wills	Hornell	160
1953	John Maggio	Bradford	184
1954	Robert Yoder	Hornell	201
1955	John Schaive	Erie	178
1956	Glenn Owens	Olean	155
1957	Ken Kraynak	Batavia	157
1958	Harold Jones	Batavia	160
1959	Marcial Allen	Wellsville	164
1960	Pablo Mitchell	Erie	157
1961	Tony Perez	Geneva	160
1962	Rigoberto Mena	Jamestown	154
1963	Mike Holodick	Jamestown	178
1964	Dan Napoleon	Auburn	175
1965	Richard Smith	Geneva	158
1966	Joseph Moock	Auburn	146
1967	Tommy Cole	Auburn	96
1968	Manual Crespo	Jamestown	95
1969	Dave Schmidt	Auburn	95
1970	Lambert Ford	Williamsport	88
	Jackson Miller	Auburn	88
1971	Jack Maloof	Auburn	103
1972	Felix Arce	Jamestown	79
1973	Steven Coulson	Oneonta	95
1974	Pat Peterson	Oneonta	88
1975	Charles Pinkney	Batavia	76
1976	Gary Holle	Newark	81
	Mike Ongarato	Elmira	81
1977	Boomer Wells	Utica	97
1978	Mike Turgeon	Geneva	98
1979	Kalvin Adams	Jamestown	99
1980	Russ Piggott	Geneva	85
1981	John Damon	Jamestown	91
1982	John Hennell	Utica	91
	Ricky Lemon	Jamestown	91
1983	Don Jacoby	Utica	105
1984	Lance Johnson	Erie	96
1985	Andrew Donatelli	Utica	87
1986	Oscar Escobar	St. Cath.	100
1987	Dan Nyssen	Auburn	96
1988	Andy Mota	Auburn	95
1989	Fabio Gomez	Watertown	98
1990	Robbie Katzaroff	Jamestown	107
1991	Robert Butler	St. Cath.	105
1992	Edgar Alfonzo	Pittsfield	106
1993	Mike Wiseley	Niagara Falls	92
1994	Chris Truby	Auburn	91
1995	Cliff Brumbaugh	Hud. Valley	101
1996	Chris Stowers	Vermont	90
1997	Raul Franco	Utica	103
1998	Sean Mahoney	Hud. Valley	86
1999	Matt Watson	Vermont	108
2000	Nathan Janowicz	Mah Valley	90
2001	Edgar Gonzalez	Hud. Valley	92
2002	Jorge Cortes	Williamsport	83
2003	Nyjer Morgan	Williamsport	92
2004	Argenus Reyes	Mah Valley	101
2005	Neil Sellers	Tri-City	96
2006	Scott Sizemore	Oneonta	96
2007	Justin Snyder	Staten Island	87
2008	Paul Gran	Jamestown	89
2009	Leandro Castro	Williamsport	81
2010	Darrell Ceciliani	Brooklyn	95
2011	Mason Williams	Staten Island	94
2012	Danry Vasquez	Connecticut	90

YEARLY AT BATS LEADERS

YEAR	PLAYER	TEAM	AB
1939	James Cooney	Olean	435
1940	Lawrence Mancini	Olean	477
1941	John O'Neil	Jamestown	467
1942	George Lerchen	Jamestown	535
1943	Otis Davus	Jamestown	475
1944	John Sebastian	Lockport	515
1945	Ken Humphrey	Jamestown	519
1946	Ted Bartz	Jamestown	518
1947	Joe Tedesco	Bradford	507
1948	Howard Gutshall	Jamestown	530
1949	Dan Carnnevale	Bradford	515
1950	Chuck Harmon	Olean	551
1951	Paul Owens	Olean	459
1952	Maury Wills	Hornel	533
1953	John Maggio	Bradford	516
1954	Charles Soraci	Hornell	522
1955	John Schaive	Erie	535
1956	William Hardy	Corning	522
1957	William Dow	Bataiva	483
1958	Chico Ruiz	Geneva	530
1959	Chico Diaz	Wellsville	492
1960	Gary Hess	Corning	500
1961	Roberto Sanchez	Batavia	494
1962	Bernie Smith	Auburn	482
1963	Mike Holodick	Jamestown	544
1964	John Pavlus	Auburn	542
1965	David Smith	Auburn	520
1966	Joe Moock	Auburn	497
1967*	Harry Wright	Batavia	308
1968	Jerry Terrell	Auburn	304
1969	Edwin Waters	Oneonta	292
1970	Mark Giegler	Batavia	279
1971	Dante Rosario	Newark	275
1972	Don Hopkins	Jamestown	291
1973	Rick Bosetti	Auburn	282
1974	Mike Edwards	Niagara Falls	275
1975	Dale Berra	Niagara Falls	269
1976	Rich Walterhouse	Niagara Falls	258
1977	Greg Wells	Utica	286
1978	Joe Hicks	Geneva	291
1979	Wallace Johnson	Jamestown	284
1980	Russ Piggott	Geneva	271
1981	Willie Cooley	Jamestown	304
1982	Williams Dotson	Jamestown	307
1983	Wilber Carabllo	Little Falls	308
1984	Bernardo Brito	Batavia	297
1985	Luis Medinas	Batavia	290
1986	Santiago Escobar	St. Catharines	320
1987	Dan Nyssen	Auburn	305
1988	Marquis Grissom	Jamestown	291
1989	Fabio Gomez	Waterton	296
1990	Rob Katzaroff	Jamestown	294
1991	Rob Butler	St. Catharines	311
1992	Edgardo Alfonzo	Pittsfield	298
1993	Shannon Stewart	St. Catharines	301
1994	Todd Whitehurst	Pittsfield	288
	Fausto Solano	St. Catharines	288
1995	Marlon Anderson	Batavia	312
1996	Abe Nunex	St. Catharines	297
1997	Rusty McNamara	Batavia	295
1998	Mike Moreno	Williamsport	286
1999	Matt Cepicky	Vermont	323
2000	Ron Acuna	Pittsfield	287
2001	Richard Lewis	Jamestown	285
	Bill McCarty	Jamestown	285
2002	Willie Rivera	Auburn	290
	Ryant Riley	Hudson Valley	290
2003	Josh Anderson	Lowell	297
2004	Argenis Reyes	Mah. Valley	324
2005	Jordan Parraz	Tri-City	282
	Brett Gardner	Staten Island	282
2006	Scott Sizemore	Oneonta	294
2007	Dominic Brown	Williamsport	285
2008	Cody Overbeck	Williamsport	290
2009	J.P. Ramirez	Vermont	295
2010	Darrell Ceciliani	Brooklyn	271
2011	Keury De La Cruz	Lowell	300
2012	Chris Serritella	Williamsport	300

YEARLY DOUBLES LEADERS

YEAR	PLAYER	TEAM	2B
1939	Henry Redmond	Hamilton	32
1940	Henry Redmond	Hamilton	35
1941	James Hanon	Bradford	38
1942	Walt Van Grofski	Wellsville	42
1943	Ernie Hrovatic	Jamestown	37
1944	Bob Rothel	Batavia	33
1945	Steve Kromko	Batavia	39
1946	Dick Kokos	Batavia	37
1947	Hyman Prosk	Olean	43
1948	George Scherger	Olean	49
1949	Danny Carnevale	Bradford	47
1950	Chuck Harmon	Olean	47
1951	Chuck Harmon	Olean	37
1952	Malcom Mick	Olean	36
1953	Ron Plaza	Hamilton	37
1954	Gene Davis	Hamilton	39
1955	John Schaive	Erie	41
1956	John Wisniewski	Olean	38
1957	Dick Selinger	Wellsville	37
1958	Marcial Allen	Wellsville	37
1959	Amado Samuel	Wellsville	36
1960	Bill Halter	Corning	29
1961	Fabio Fiallo	Auburn	35
1962	Steven Reeves	Geneva	29
1963	Tony Conigliaro	Wellsville	42
1964	Jim Munoz	Geneva	32
1965	Bill Brown	Geneva	24
1966	Dave McCammon	Jamestown	23
1967	Larry Rathje	Auburn	19
	Harry Wright	Batavia	19
1968	Tom Lolos	Auburn	17
	Jerry Terrell	Auburn	17
1969	Dave Schmidt	Auburn	21
1970	Martin Cott	Williamsport	16
1971	Dante Rosario	Newark	17
1972	Frank Slaton	Newark	15
1973	Jim Bendick	Newark	21
1974	Dennis Werth	Oneonta	23
1975	Bill Robbins	Niagara Falls	19
1976	Hary Holle	Newark	16
1977	S. Rende/G. Wells /D. Obal	Batavia/Utica /Geneva	17
1978	Joe Hicks	Geneva	20
	Brian Dayette	Oneonta	20
1979	Mike Diaz	Geneva	19
1980	Luis Gozman	Utica	18
	Fritzie Connally	Geneva	18
1981	Greg Guin	Erie	20
1982	Wes Kent	Niagara Falls	20
	Sam Nattile	Elmira	20
1983	Wilmer Caraballo	Little Falls	21
1984	Bernardo Brito	Batavia	19
	Mike Goff	Elmira	19
1985	Dennis Carter	Elmira	20
	Wayne Rogalski	Auburn	20
1986	Roger Haggerty	Elmira	16
	Jim Bullinger	Geneva	16
	Gary Cooper	Auburn	16
	Santiago Escobar	St. Catharines	16
1987	Jim Barragan	Utica	23
1988	Bryn Kosco	Jamestown	19
	Roy Gilbert	Erie	19
1989	Sherman Obando	Oneonta	23
1990	Paul Torres	Geneva	24
1991	John O'Brien	Hamilton	23
1992	Chad Tredaway	Geneva	19
1993	Dee Dowler	Geneva	26
1994	Todd Betts	Waterton	18
	Jon Saffer	Vermont	18
1995	Bob Daly	Pittsfield	22
1996	Joe Pomierski	Hudson Valley	25
1997	Pat Cutshall	Auburn	23
1998	Charley Carter	Auburn	24
1999	Rodney Nye	Pittsfield	30
2000	Mitch Jones	Staten Island	28
2001	Ernie Durazo	Auburn	22
2002	John Santor	New Jersey	24
2003	Brock Koman	Tri-City	25
	Ryan Mulhern	Mah. Valley	25
2004	Adam Lind	Auburn	23
2005	Steven Pearce	Williamsport	26
2006	Chris Vinyard	Aberdeen	20
2007	Jorge Jimenez	Lowell	23
2008	Jeremy Syan	Jamestown	21
2009	Yan Gomes	Auburn	23
2010	Ryan Fisher	Jamestown	24
2011	Matt Skole	Auburn	23
	Dan Muno	Brooklyn	23
	Jake Lowery	Mah. Valley	23
2012	Chris Serritella	Williamsport	24

YEARLY TRIPLES LEADERS

YEAR	PLAYER	TEAM	3B
1939	Jim Coughlin	Bradford	13
1940	Wes Cox	London	14
1941	Vic Barnhaart	London	17
1942	George Lerchen	Jamestown	14
1943	Ernie Hrovatic	Jamestown	12
1944	Dan Hasenmayer	Bradford	23
1945	Ken Humphrey	Jamestown	13
1946	Jim Babcock	Olean	15
1947	Rod Woods	Hamilton	17
1948	Howard Gutshall	Jamestown	15
1949	George Kissell	Hamilton	15
1950	Richard Eaton	Jamestown	18
1951	Emil Karlik	Jamestown	16
1952	Gary Hayes	Corning	10
	Joe Melago	Jamestown	10
1953	Francis McElroy	Jamestown	13
1954	Ron Witucki	Jamestown	12
1955	Tom Keane	Bradford	11
1956	Wendell Antonie	Jamestown	9
	Jackson Queen	Jamestown	9
1957	Fred Duval	Corning	10
1958	Allen Yaeger	Corning	10
1959	G. McCafferty	Wellsville	13
	Cesar Tovar	Geneva	13
1960	Larry Daniels	Elmira	22
1961	Cesar Tovar	Geneva	13
	Jim Rooker	Jamestown	13
1962	Ted Uhlaender	Erie	15
1963	George Scott	Wellsvilee	9
1964	Bill Bradley	Batavia	9
	Wenton Etheridge	Binghamton	9
1965	Jerry Jenney	Binghamton	8
1966	Willie Mobley	Binghamton	9
1967	Dan Monzon	Auburn	7
1968	Rick Guarnera	Geneva	8
1969	Buddy Whitely	Auburn	6
1970	Bryan Lambe	Batavia	6
1971	Hector Gonzalez	Jamestown	6
	Bob Still	Oneonta	6
1972	Darryl Jones	Oneonta	11
	Terry Whitfield	Oneonta	11
1973	Kerry Dineen	Oneonta	10
1974	Mike Edwards	Newark	7
	Dave Bergman	Oneonta	7
	Dennis Werth	Oneonta	7
1975	Nate Chapman	Oneonta	6
1976	Craig Adams	Batavia	6
	Elijah Bonaparte	Auburn	6
1977	Ben Lloyd	Oneonta	7
	Kevin Bass	Newark	7
	Greg Wells	Utica	7
1978	Matt Winters	Oneonta	11
1979	Kalvin Adams	Jamestown	13
1980	Dave Hoeksema	Utica	6
1981	R. Washington	Batavia	8
1982	Craig Smajstrla	Niagara Falls	10
1983	Tom Mitchell	Auburn	7
1984	Jim Winters	Niagara Falls	7
1985	Brady Anderson	Elmira	6
1986	Moises Alou	Waterton	8
1987	Steve Kirpatrick	Utica	7
1988	Rob Lukachyk	Utica	8
1989	Chris Butterfield	Pittsfield	8
	Tim Howard	Pittsfield	8
1990	Rob Katzaroff	Jamestown	7
	Kevin Jordan	Jamestown	7
1991	James Mouton	Auburn	10
1992	Matt Luke	Oneonta	7
1993	Tim Forkner	Auburn	9
1994	F. Seguigol	Oneonta	9
1995	Terry Joseph	Williamsport	10
1996	Donzell McDonald	Oneonta	10
1997	Noah Hall	Vermont	8
1998	Teuris Olivares	Oneonta	6
	Kelly Ramos	Pittsfield	6
	Domingo Estevez	St. Catharines	6
1999	Ramon Araujo	New Jersey	8
2000	Charlie Thomas	Jamestown	8
	Dennis Malave	Mah. Valley	8
	Phil Downing	Vermont	8
2001	Ryan Raburn	Oneonta	8
2002	Reid Gorecki	New Jersey	13
2003	Kody Kirkland	Oneonta	11
2004	Justin Justice	Oneonta	7
2005	Mike Hollimon	Oneonta	10
2006	Alex Presley	Williamsport	8
2007	Casper Wells	Oneonta	11
2008	Anthony Scelfo	Hudson Valley	8
2009	Aaron Burke	State College	7
	Jamie Johnson	Oneonta	7
2010	Darrell Ceciliani	Brooklyn	12
2011	Taylor Lewis	State College	7
2012	Roman Quinn	Williamsport	11

YEARLY HOME RUN CHAMPIONS

YEAR	PLAYER	TEAM	HR
1939	Arthur Strott	Niagara	17
1940	Larry Mancini	Olean	25
1941	John Newman	Jamestown	29
1942	John Newman	Jamestown	27
1943	Carl Petroziello	Hornell	11
1944	George Shuba	Olean	14
1945	C. Sawatski/L. Riley	Bradford	13
1946	Dick Kokos	Batavia	21
	Joe Abreu	Wellsville	21
1947	Jim Pokel	Bradford	28
1948	Joe Fromuth	Bradford	18
1949	Carmen Links	Batavia	24
1950	Don Zimmer	Hornell	23
1951	Ray Reed	Wellsville	27
1952	Tom McDonald	Olean	20
1953	Ted Sepkowski	Wellsville	37
1954	Ted Sepkowski	Wellsville	45
1955	Dale Bennetch	Bradford	19
1956	George Lewis	Corning	32
1957	Tony Gonzales	Hornell	22
1958	Ray Withrow	Wellsville	32
1959	Bob Bauer	Auburn	22
1960	Larry Daniels	Elmira	22
1961	Roberto Sanchez	Batavia	36
1962	Bob Guindon	Olean	37
1963	Byron Browne	Batavia	32
1964	Bill Schlesinger	Wellsville	37
1965	Lewis Dorsch	Wellsville	29
1966	Cito Gaston	Batavia	28
1967	Charles Lelas	Oneonta	12
1968	Tommy Lolas	Auburn	14
1969	Larry Mansfield	Williamsport	21
1970	Pedro Garcia	Newark	14
1971	Mike Poepping	Auburn	18
1972	Cannon Smith	Jamestown	14
1973	Randy Trapp	Batavia	12
1974	Steve Bowling	Newark	12
1975	Greg Anderson	Newark	9
	Sammie Jones	Batavia	9
1976	Gary Holle	Newark	19
1977	Tim Glass	Batavia	21
1978	Ted Anderson	Batavia	18
	Ted May	Geneva	18
1979	T. Grant/ J. Upton /R. LaVigne	Geneva	10
1979	Tom Martinez	Batavia	10
	Ed Petryschuk	Utica	10
	Matt Winters	Oneonta	10
1980	Tony Stevens	Elmira	15
1981	Robert Giles	Little Falls	19
1982	John Hennell	Utica	23
1983	Don Jacoby	Utica	22
1984	Bernardo Brito	Batavia	19
1985	Dennis Carter	Erie	16
1986	Julian Yan	St. Cath	15
1987	Craig Faulkner	Batavia	16
1988	Terry Brown	Erie	13
	Brian Cummings	Batavia	13
1989	Jeff Kent	St. Cath	13
1990	Sean Ryan	Batavia	16
1991	Ossie Timmons	Geneva	12
	Felix Colon	Elmira	12
1992	Todd Pridy	Erie	14
1993	Wes Shook	Erie	17
1994	Freddy Garcia	St. Cath.	13
1995	Jose Guillen	Erie	12
1996	William Skett	St. Cath.	15
1997	Alex Steele	Jamestown	14
	Andy Dominique	Batavia	14
1998	Jared Sandberg	Hud. Valley	12
	Christian Rojas	Watertown	12
1999	Dan Grummitt	Hud. Valley	22
2000	Mitchell Jones	Staten Island	11
2001	Francis Corr	Brooklyn	13
	Walter Young	Williamsport	13
2002	Joseph Gomes	Hud. Valley	15
2003	Vito Chiaravalloti	Auburn	12
2004	Mario Garza	Tri-City	15
2005	Cory Patton	Auburn	14
2006	Mark Hamilton	State College	8
	Kyle Larsen	St. Island	8
	Ryan Royster	Hud. Valley	8
	Chris Vinyard	Aberdeen	8
2007	Jason Jacobs	Brooklyn	12
2008	Miguel Fermin	Jamestown	17
2009	Neil Medchill	Staten Island	14
2010	Marcel Ozuna	Jamestown	21
2011	Jeff Malm	Hud. Valley	12
2012	S. Butler/P. O'brien	Sta. Island	10

YEARLY RBI CHAMPIONS

YEAR	PLAYER	TEAM	RBI
1939	Charles Lamendola	Olean	85
1940	Larry Mancini	Olean	109
1941	John Newman	Jamestown	96
1942	Connie Creeden	Bradford	119
1943	Ernest Hrovatic	Jamestown	96
1944	Steve Kromko	Batavia	93
1945	Carl Sawatski	Bradford	111
1946	Dick Kokos	Batavia	114
1947	Jim Pokel	Bradford	125
1948	Howard Gutshall	Jamestown	108
1949	Dan Carnevale	Bradford	126
1950	Chuck Harmon	Olean	139
1951	Chuck Harmon	Olean	143
1952	Tom tald	Olean	111
1953	Ted Sepkowski	Wellsville	145
1954	Ted Sepkowski	Wellsville	144
1955	Edward Lyons	Hamilton	115
1956	Jim Hubbard	Erie	109
1957	Rich Seelinger	Wellsville	100
1958	Ray Withrow	Wellsville	142
1959	Marcial Allen	Wellsville	92
	Willard Hamill	Corning	92
1960	Gene Domzalski	Auburn	104
1961	Tony Perez	Geneva	132
1962	Bob Guindon	Olean	121
1963	John Maddox	Wellsville	101
1964	Dan Napoleon	Auburn	134
1965	Richard Smith	Geneva	109
1966	Cito Gaston	Batavia	104
1967	Tommy Cole	Auburn	66
	Danny Monzon	Auburn	66
1968	Clarence Vaughns	Newark	73
1969	Bob Storm	Auburn	57
1970	Martin Cott	Williamsport	52
1971	Mike Poepping	Auburn	57
1972	Cannon Smith	Jamestown	56
1973	John Guarnaccia	Auburn	59
1974	Dennis Werth	Oneonta	61
1975	Dale Berra	Niagara Falls	49
1976	Gary Holle	Newark	77
1977	Boomer Wells	Utica	68
1978	Joe Hicks	Geneva	74
1979	Calvin Adams	Jamestown	69
1980	Jeff Reynolds	Oneonta	56
1981	Bill Lyons	Erie	65
1982	John Hennell	Utica	69
1983	Don Jacoby	Utica	74
1984	Jay Buhner	Watertown	58
	Chuck Lynn	Newark	58
1985	Dennis Carter	Erie	77
1986	Todd Zeile	Erie	63
1987	Boi Rodriguez	Jamestown	65
1988	Terry Brown	Erie	49
1989	Howard Prager	Auburn	58
1990	Andy Hartung	Geneva	70
1991	Mike Daniel	Jamestown	62
1992	Todd Pridy	Erie	61
1993	Greg Thomas	Watertown	63
1994	Chris Truby	Auburn	61
1995	Rob Daly	Pittsfield	60
1996	Kevin Burns	Auburn	55
1997	Kevin Haverbusch	Erie	55
	Derrick Lankford	Erie	55
1998	Brian August	Oneonta	67
1999	Jason Lane	Auburn	59
2000	Ryan Church	Mah. Valley	65
2001	Juan Camacho	Staten Island	51
2002	John Santor	New Jersey	62
2003	Vito Chiravalloti	Auburn	67
2004	Mario Garza	Tri-City	65
2005	Ryan Patterson	Auburn	65
2006	Brennan Boesch	Oneonta	54
2007	Damon Sublett	Staten Island	53
2008	Cody Overbeck	Williamsport	57
2009	Yan Gomes	Auburn	44
2010	Marcel Ozuna	Jamestown	60
2011	Matt Skole	Auburn	48
2012	Chris Serritella	Williamsport	47

INDIVIDUAL STOLEN BASE CHAMPIONS

YEAR	PLAYER	TEAM	SB
1939	Ed Turchin	Batavia	22
1940	Don Richmond	Batavia	36
1941	John Newman	Jamestown	31
1942	John Mihalik	Batavia	41
1943	Otis Davis	Jamestown	32
1944	Tom Acardo	Lockport	42
1945	Bob Riley	Bradford	48
1946	Jim Babcock	Olean	40
1947	Ed Trojanowski	Bradford	31
1948	Paul Porubski	Hamilton	31
1949	Jack Seltenreich	Bradford	40
1950	Don Zimmer	Hornell	63
1951	Angel Scull	Wellsville	60
1952	Maurice Wills	Hornell	54
1953	Ramon Mejias	Batavia	42
1954	Dick Lisiecki	Jamestown	72
1955	Pedro Alomar	Wellsville	39
1956	Jessie Queen	Jamestown	23
1957	Carmen Santoli	Olean	68
1958	Bill Wyatt	Batavia	56
1959	Jim Guinn	Elmira	40
1960	Nestor Velazquez	Erie	30
1961	Cesar Tovar	Geneva	88
1962	Hilario Rojas	Jamestown	28
	Ron Woods	Batavia	28
1963	Louis Abrahams	Geneva	27
1964	Mike Holodick	Jamestown	28
1965	Dave Truelock	Binghamton	29
1966	Willy Mobley	Binghamton	77
1967	Terry Echan	Oneonta	21
1968	J. Thomas Kelly	Newark	16
1969	Wilbur Howard	Newark	20
1970	Bryan Lambe	Batavia	24
1971	Bob Still	Oneonta	28
1972	Don Hopkins	Jamestown	63
1973	Rick Bosetti	Auburn	27
1974	Dave Carter	Oneonta	28
1975	Mark Hiller	Batavia	34
1976	Carlton Steele	Elmira	30
1977	Ron Sorey	Utica	33
1978	Ted Wilborn	Oneonta	57
1979	Ron Naclerio	Niagara Falls	38
1980	Mike Ciampi	Elmira	35
1981	John Damon	Jamestown	33
1982	Geoff Doggett	Geneva	66
1983	Stan Jefferson	Little Falls	35
1984	D. Scott Little	Little Falls	34
1985	Ken Warmbier	Erie	42
1986	Ced Landrum	Geneva	49
1987	Don Buford	Newark	35
1988	Derek Lee	Utica	54
1989	Pat Howell	Pittsfield	45
1990	Jeff McNeeley	Elmira	39
1991	Jim Mouton	Auburn	60
1992	Byron Mathews	Utica	42
1993	Glenn Barker	Niagara Falls	37
1994	Ed Comeaux	Hud. Valley	25
1995	Amaury Garcia	Elmira	41
1996	Donzell McDonald	Oneonta	54
1997	Terry Freeman	Erie	46
1998	Essex Snead	New Jersey	42
1999	Alex Requena	Mah. Valley	44
2000	Tony Hensley	Batavia	43
2001	Chris Duffy	Williamsport	30
	Angel Pagan	Brooklyn	30
2002	Joe Vandever	New Jersey	31
2003	Javon Moran	Batavia	27
2004	Jermel Lomack	Williamsport	29
2005	Jose Constanza	Mah. Valley	24
2006	James Rapoport	State College	24
2007	Brandon Whiting	Vermont	37
2008	Mike Ross	Hud. Valley	30
2009	Wilfred Pichardo	Lowell	32
2010	Felix Sanchez	Lowell	38
2011	Mason Williams	Staten Island	28
	Kyrell Hudson	Williamsport	28
2012	Roman Quinn	Williamsport	30

INDIVIDUAL PITCHING CHAMPIONS WINS

YEAR	PLAYER	TEAM	WINS
1939	Hayden Shupe	Olean	17
1940	John Castoldi	Batavia	18
1941	Joe Belforti	Bradford	17
1942	Charles Schupp	Jamestown	24
1943	Pete Gebian	Hornell	16
1944	Phil Poole	Lockport	22
1945	Leon Titus	Bradford	19
1946	Bill Koszrek	Bradford	18
1947	T. Kapuscinski	Jamestown	16
1948	Bob Christophel	Lockport	25
1949	Willird Schmidt	Hamilton	22
1950	Ralph Butler	Hornell	23
1951	Douglas Gostlin	Hornell	17
	Ed Williams	Olean	17
	John Gates	Olean	17
1952	Bob Umfleet	Hamilton	23
1953	Vince Traken	Jamestown	19
1954	Marty Kutyna	Hamilton	17
	Robert Stragier	Wellsville	17
1955	Gary Geiger	Hamilton	20
	Henry Bolinda	Bradford	20
1956	Robert Milo	Olean	20
1957	Luis DeLeon	Wellsville	17
	Gerald Lis	Batavia	17
1958	B. Risenhoover	Geneva	20
1959	Ben Griggs	Wellsville	21
1960	William Jones	Erie	20
1961	Jim Hannan	Olean	17
1962	Jim Merritt	Erie	19
1963	Bob Lee	Batavia	20
1964	Richard Nold	Geneva	20
1965	Bill Denehy	Auburn	13
	Paul Alspach	Auburn	13
	Bill Hepler	Geneva	13
1966	Ralph Scott	Binghamton	15
1967	Paul Epperson	Auburn	11
	Mike Colin	Auburn	11
1968	S. Cushmore	Batavia	11
1969	Bob Strampe	Batavia	10
	Joe Jabar	Newark	10
1970	Mark Wiley	Auburn	9
1971	Stephan Foran	Williamsport	10
1972	Dave Fanning	Auburn	9
	Scott Larson	Oneonta	9
1973	Neal Mersch	Oneonta	11
1974	Fred Anyzeski	Oneonta	10
1975	W. Bigos/W. Dick	Elmira/Newark	9
1976	Michael Howard	Elmira	8
1977	Mike McLeod	Oneonta	9
1978	Mike Parker	Geneva	13
1979	Fred Toliver	Oneonta	10
1980	Joe Housey	Geneva	10
	Kevin Spicer	Little Falls	10
1981	Charles Scott	Jamestown	10
1982	Roy Moretti	Utica	9
1983	John Boyles	Little Falls	12
	John Seitz	Utica	12
	Mike Zamba	Utica	12
1984	David Bear	Utica	9
	Jamie Moyer	Geneva	9
	Brad Mettler	Elmira	9
	Rich Caldwell	Newark	9
1985	Jeff Ballard	Newark	10
	Troy Evers	Oneonta	10
1986	Blaine Beatty	Newark	11
1987	Doug Royalty	Auburn	10
1988	Don Freed	Jamestown	13
1989	John Johnstone	Pittsfield	11
1990	Jessie Hollins	Geneva	10
	Ed Vazquez	Pittsfield	10
	Bill Wertz	Watertown	10
1991	Heath Haynes	Jamestown	10
	Chris Shanahan	Pittsfield	10
1992	T.J. Matthews	Hamilton	10
	Dave Oehrlein	Hamilton	10
1993	Joshua Neese	Niagara	12
1994	Jason Durocher	Vermont	9
	S. Cunningham	New Jersey	9
1995	Chris Weidert	Vermont	11
1996	Courtney Duncan	Williamsport	11
1997	Kris Lambert	Erie	11
1998	Chris Reinike	Watertown	10
1999	Jairo Pineda	Auburn	9
2000	Andrew Beal	Staten Island	9
2001	Harold Eckert	Brooklyn	9
	Ross Peeples	Brooklyn	9
2002	Joshua Shortslef	Williamsport	10
2003	Tom Mastny	Auburn	8
2004	Ronnie Martinez	Tri-City	11
2005	Dave Seccombe	Staten Island	8
2006	Chris Salamida	Tri-City	10
2007	Dylan Owen	Brooklyn	9
2008	Andy Shive	Staten Island	9
2009	Mark Cohoon	Brooklyn	9
2010	Chris Hilliard	Brooklyn	9
2011	Josh Hodges	Jamestown	8
2012	Will Cuevas	Lowell	8
	Rainy Lara	Brooklyn	8

YEARLY STRIKEOUT CHAMPIONS

YEAR	PITCHER	TEAM	K'S
1939	Hayden Shupe	Olean	170
1940	Rich Schmidt	Olean	173
1941	George Carlonas	London	181
1942	Bubber Moore	Wellsville	258
1943	Boyd Tepler	Lockport	254
1944	Victor Trahd	Lockport	162
1945	Joseph Menarchek	Hornell	248
1946	Alfred Gavey	Hamilton	181
1947	Vance Stine	Hamilton	194
1948	Gerald Kleinsmith	Jamestown	258
1949	John Gilbert	Hornell	191
1950	Ralph Butler	Hornell	175
1951	Karl Spooner	Hornell	200
1952	Jim Coates	Olean	223
1953	George Player	Wellsville	179
1954	Eli Grba	Corning	209
1955	Gary Geiger	Hamilton	177
1956	Martin Stabiner	Hornell	216
1957	Richard Griffith	Elmira	174
1958	Bob Risenhoover	Geneva	236
1959	Ben Griggs	Wellsville	175
1960	William Jones	Erie	196
1961	Jim Hannan	Olean	254
1962	Jim Merritt	Erie	249
1963	George Angel	Geneva	250
1964	Dick Nold	Geneva	274
1965	George Robinson	Wellsville	221
1966	Mickey Scott	Binghamton	190
1967	Paul Epperson	Auburn	132
1968	Paul Splittorff	Corning	136
	Jeff Vollweiler	Geneva	136
1969	Bob Strampe	Batavia	138
1970	Mark Wiley	Auburn	144
1971	Stephen Foran	Williamsport	138
1972	Dave Fanning	Auburn	128
1973	Ronnie Sims	Elmira	129
1974	Barry Cort	Newark	123
1975	Gil Patterson	Oneonta	97
1976	Fred Honeycutt	Niagara Falls	98
1977	Chris Welsh	Oneonta	125
1978	Charlie Puleo	Utica	125
1979	Bryan Hardy	Geneva	82
	Bill Sattler	Jamestown	82
1980	Craig Lefferts	Geneva	99
1981	John Adams	Erie	107
1982	Jim Deshaies	Oneonta	137
1983	Roy Moretti	Utica	116
1984	Jamie Moyer	Geneva	120
1985	Bill Cunningham	Jamestown	116
	Blaise Ilsley	Auburn	116
1986	Joe Skalski	Batavia	130
1987	Alex Sanchez	St. Cath.	116
1988	Mike Sodders	Geneva	119
1989	Shannon Jones	Geneva	114
1990	Sam Militello	Oneonta	119
1991	Mike Lynch	Erie	102
1992	Dave Orhrlein	Hamilton	99
1993	J. Isringhausen	Pittsfield	104
1994	Brian Grant	St. Cath.	90
1995	Bob St. Pierre	Oneonta	91
1996	Bobby Rodgers	Lowell	108
1997	Scott Comer	Pittsfield	98
1998	Brody Percell	Watertown	105
1999	Joe Kennedy	Hud. Valley	101
2000	Seung Song	Lowell	93
2001	Charles Manning	Staten Island	87
2002	Ryan Bicondoa	Brooklyn	94
2003	Matt Albers	Tri-City	94
2004	Anibal Sanchez	Lowell	101
2005	Wade Davis	Hud. Valley	97
2006	Jeremy Hellickson	Hud. Valley	96
2007	Drew Naylor	Williamsport	97
2008	Brad Holt	Brooklyn	96
2009	Alexander Colome	Hud. Valley	94
2010	Zach Varce	Staten Island	74
2011	Luis Sanz	Connecticut	76
2012	Luis Mateo	Brooklyn	85

YEARLY SAVES LEADERS

YEAR	PITCHER	TEAM	SAVES
1969	Rob Thomas	Batavia	11
1970	Richard Stonum	Newark	9
1971	Carlos Velazquez	Newark	10
1972	Bob Bartlett	Batavia	9
1973	Tim Milner	Batavia	11
1974	Larry Angel	Niagara Falls	8
1975	Dave Sylvia	Newark	7
1976	Steve Schneck	Elmira	8
1977	Richard Nicholson	Newark	12
1978	J. Galante/M. Moore	Auburn/Oneonta	5
1979	L. Hrynko/K. Hoffman	Batavia/Oneonta	9
1980	H. Fauland/K. Pryce	Oneonta/Geneva	9
1981	Randy Huber	Jamestown	10
1982	John Moses	Niagara Falls	10
1983	Roy Moretti	Utica	10
1984	Mark Davis	Little Falls	22
1985	Jeff Hirsch	Geneva	13
1986	Willie Blair	St. Catharines	12
1987	Jeff Massicotte	Geneva	15
1988	Joe Ausanio	Watertown	13
1989	Mike Gardella	Oneonta	19
1990	Garry Wurm	Erie	19
1991	Cory Bailey	Elmira	15
1992	Jamie Corcoran	Hamilton	24
1993	Craig Grasser	Glens Falls	19
1994	Brandall Buckles	Hudson Valley	18
1995	Bob Marquez	Vermont	21
1996	K. Kawabata/C. McFerrin	Batavia/Auburn	20
1997	Dan Mota	Oneonta	17
1998	Derek Gooden	New Jersey	17
1999	Matt Watson	Vermont	19
2000	Santo Samora	New Jersey	17
2001	Jeff Miller	Williamsport	15
2002	Matt Brumit	Staten Island	22
2003	B. Paulk/C. Homer	Brooklyn/Oneonta	15
2004	Gus Hlebovy	Vermont	16
2005	Derek Feldman	Hudson Valley	15
2006	Luis Lebron	Aberdeen	20
2007	Noah Krol	Oneonta	17
2008	Pat Venditte	Staten Island	23
2009	Michael Powers	Brooklyn	17
2010	Jordan Conley	Jamestown	16
2011	Juary Gomez	Williamsport	10
2012	Blake Ford/Derek Self	Tri-City/Auburn	14

Note: Save records began in 1969

YEARLY ERA CHAMPIONS

YEAR	PITCHER	TEAM	ERA
1939	Russell Norman	Hamilton	2.63
1940	John Castoldi	Batavia	2.84
1941	John Mikan	Hamilton	2.48
1942	Charlie Schupp	Jamestown	2.34
1943	Pete Gabrian	Hornell	2.20
1944	Frank Mahoney	Batavia	1.91
1945	Rich Palmisiano	Batavia	1.40
1946	Jim Dimitriadis	Jamestown	2.03
1947	Dick Littlefield	Wellsville	1.97
1948	C. McCombie	Hamilton	2.42
1949	William Furlong	Jamestown	1.89
1950	El Roy Face	Bradford	2.58
1951	Jim Stump	Jamestown	1.93
1952	Bob Umfleet	Hamilton	1.60
1953	Vince Traken	Jamestown	2.51
1954	Bob Mische	Jamestown	3.30
1955	Garland Shifflett	Erie	1.95
1956	Keith Nicolls	Wellsville	1.76
1957	Luis DeLeon	Wellsville	2.36
1958	Ed Banach	Wellsville	1.92
1959	Dick Dumas	Auburn	2.22
1960	Norm Forsythe	Elmira	2.52
1961	John Morris	Elmira	2.02
1962	G. Roggenburk	Erie	2.07
1963	Bob Lee	Batavia	1.70
1964	Bill Craft	Auburn	3.28
1965	Lou Romanucci	Binghamton	2.53
1966	Jerry Koosman	Auburn	1.38
1967	Larry Herring	Geneva	1.65
1968	Guy Hansen	Oneonta	1.67
1969	Jerry Bell	Newark	2.18
1970	Bill Leinheiser	Newark	1.01
1971	Stan Thomas	Geneva	1.63
1972	Rob Artemenko	Oneonta	1.52
1973	M.V. DeCasteele	Geneva	0.72
1974	Fred Anyzeski	Oneonta	1.61
1975	Richard Waller	Elmira	1.37
1976	Danny Parks	Elmira	2.27
1977	Ron Driver	Newark	1.68
1978	Scott Gleckel	Niagara	2.16
1979	Stefan Wever	Oneonta	1.77
1980	Joe Housey	Geneva	1.50
1981	Jackie Uhey	Utica	2.65
1982	Mike Hogan	Auburn	1.82
1983	Mike Friedrich	Auburn	1.79
1984	Todd Simmons	Niagara	1.29
1985	Troy Evers	Oneonta	1.87
1986	Ken Patterson	Oneonta	1.35
1987	Bob Wishnevski	St. Cath.	1.53
1988	Dan Freed	Jamestown	0.67
1989	Art Canestro	Oneonta	1.06
1990	Bobby Ryan	Watertown	0.73
1991	Brian Looney	Jamestown	1.16
1992	Tim Crabtree	St. Cath.	1.57
1993	A. Meinershagen	St. Cath.	1.88
1994	Matt Drews	Oneonta	2.10
1995	Chris Weidert	Vermont	1.79
1996	Ken Raines	Hud. Valley	1.07
1997	Matt Blank	Vermont	1.69
1998	Geoffrey Geary	Batavia	1.60
1999	Todd Moser	Utica	1.53
2000	Simon Young	Mah. Valley	1.75
2001	Ross Peeples	Brooklyn	1.34
2002	Mike Hinckley	Vermont	1.37
2003	Kurt Isenberg	Auburn	1.63
2004	Anibal Sanchez	Lowell	1.77
2005	Bob Parnell	Brooklyn	1.73
2006	Chris Salamida	Tri-City	1.06
2007	Dylan Owen	Brooklyn	1.49
2008	Brad Holt	Brooklyn	1.87
2009	Jose Alverez	Lowell	1.52
2010	Yohan Almonte	Brooklyn	1.91
2011	Brennan Smith	Connecticut	1.53
2012	Hansel Robles	Brooklyn	1.11

ALL-TIME NO-HIT LOG

PITCHER(S)	TEAM	DATE	OPPONENT
Walt Balash	Niagara Falls	7/12/40	London
Andy Rose	London	8/07/40	Bradford
Bob Vetter	Jamestown	6/07/43	Batavia
Boyd Tepler	Lockport	6/03/44	Hornell
Fran Smith	Lockport	6/04/46	Hornell
John Rutherford	Olean	7/28/47	Lockport
Ken Fremming	Jamestown	8/27/47	Wellsville
Chuck McCombie	Hamilton	8/28/48	Bradford
Jerry Kleinsmith	Jamestown	8/31/48	Hamilton
Lou Blackmore	Wellsville	8/31/48	Lockport
Dick Fortune	Jamestown	7/20/50	Lockport
Karl Spooner	Hornell	5/15/51	Bradford
Ted Morris	Olean	6/25/51	Hamilton
Bob Rauber	Hamilton	8/18/52	Olean
Frank Etchberger +	Bradford	8/20/52	Batavia
Jim Mitchell +	Batavia	8/20/52	Bradford
Gary Geiger	Hamilton	6/09/55	Erie
John Herbert **	Erie	7/25/56	Hornell
Luis DeLeon	Wellsville	5/12/57	Elmira
Fred Haddix	Corning	5/17/57	Wellsville
Cubert Smith	Erie	5/17/58	Auburn
Robert Bailargeon	Elmira	6/06/59	Geneva
Dennis Ballard	Auburn	7/03/59	Geneva
Dick Sherrow	Wellsville	9/02/60	Geneva
Joe Durelli	Elmira	5/10/61	Erie
Fred Wolff	Olean	6/03/61	Batavia
Mike Thornton	Geneva	8/13/61	Olean
Ernest Abels	Wellsville	6/06/65	Jamestown
John Silva	Oneonta (7 inn)	7/22/66	Auburn
Nils Lambert/Ron Thomas	Batavia	8/18/69	Geneva
Charles Arrendale	Niagara Falls	7/23/70	Newark
Bert Raschke	Oneonta (7 inn)	8/11/71	Newark
Gerald Ginter	Geneva (7 inn)	8/24/71	Niagara Falls
Steven Ayers	Jamestown (7 inn)	8/25/71	Batavia
Thomas Deidel #	Newark (5 inn)	8/03/72	Batavia

LEGEND

+ Etchberger and Mitchell pitched no-hitter against each other.
Etchberger (Bradford) won 1-0 on walk, steal, infield out, and sacrifice fly

** Perfect Game (3 in League History)

Lost to Batavia 2-0 in 5 innings (rain)

ALL-TIME NO-HIT LOG (CONT'D)

PITCHER(S)	TEAM	DATE	OPPONENT
Timothy Juran	Batavia (7 inn)	8/26/72	Niagara Falls
Daniel Boltano	Auburn	8/21/73	Elmira
Gregory Diehl **	Oneonta (7 inn)	7/07/74	Newark
James Wright	Auburn (7 inn)	8/25/74	Batavia
Jack Morris	Newark	7/06/75	Oneonta
Laurence Kienzle	Niagara Falls (7 inn)	7/30/76	Batavia
Gregory Staffon	Jamestown (7 inn)	8/18/77	Elmira
Randall Bozeman	Little Falls (7 inn)	8/15/78	Batavia
Gregory Dunn	Erie	8/03/81	Batavia
Bill Fulton	Oneonta	7/25/83	Geneva
Dody Rather	Oneonta	7/24/85	Waterton
Doug Cinnela	Newark	7/23/86	Oneonta
Doug Cinnela	Newark	8/03/86	Auburn
Terry Griffin	Little Falls	7/07/88	Utica
Dough Marcero	Niagara Falls	8/26/89	Elmira
Ray Doss	Welland	8/29/89	Batavia
Shawn Turri/Bob Undorf	Niagara Falls (7 inn)	8/29/90	Elmira
David Oehrlein	Hamilton (5 inn)	8/10/92	Auburn
Gregg Twiggs	Geneva (7 inn)	6/30/93	Auburn
Andy Larkin	Elmira	7/25/93	Welland
Peter Agostinelli	Batavia (7 inn)	9/01/93	Welland
Joe Montelongo/Rob Rehkopf	Williamsport	6/19/94	Elmira
Mark Sievert	St Catharines (7 inn)	8/05/94	Utica
Elvin Hernandez	Erie	8/24/95	Oneonta
Luis Delossantos	Oneonta	7/28/96	Batavia
D. Martinez/S. DePaula/M. Miner/ K. Wagner	Watertown	9/03/96	Utica
T. Redding/D. Peguero/T. Sullivan	Auburn	8/04/98	St. Catharines
Pasqual Coco	St. Catharines	8/16/98	Jamestown
Doug Waechter	Hudson Valley	8/10/00	Pittsfield
Jason Arnold	Staten Island	7/27/01	Vermont
Jordan Tata/Chris Homer	Oneonta	9/02/03	Tri-City
Bob Ray/Adrian Martin	Auburn	8/26/05	Batavia
Yulkim German	Lowell	8/13/06	Hudson Valley
Henry Cabrera/Olivo Astascio	Willamsport	9/06/06	Batavia
K. DeLaCruz/D. Frega/V. Pestano	Mahoning Valley	7/12/07	Vermont
Guillermo Moscoso**	Oneonta	7/14/07	Batavia
S. Wolf/D.Miller/A. Mowdy	Tri-City	6/21/08	Oneonta
D. Stokes/A. Shawler/T. Stohr	Oneonta	6/30/08	Tri-City
Brandon Moore	Brooklyn	8/23/09	Aberdeen
J.C. Menna/Deyvi Jimenez/Ryan Dull	Vermont	9/1/12	Tri-City

LEGEND

** Perfect Game (3 in League History)

2012 NEW YORK PENN LEAGUE ALL-STAR GAME
EASTWOOD FIELD - NILES, OH - AUGUST 14, 2012

AMERICAN LEAGUE

Coaching Staff: Mahoning Valley

POS	PLAYER	TEAM
C	Sam Kimmel	Aberdeen
C	Charlie Valerio	Mahoning Valley
1B	Matt Snyder	Staten Island
1B	Christian Walker	Aberdeen
2B	Christopher Bostwick	Vermont
2B	Thomas Coyle	Hudson Valley
3B	Tyler Hanover	Connecticut
3B	Joseph Wendle	Mahoning Valley
SS	Joel Hutter	Aberdeen
SS	Jared Reaves	Connecticut
SS	Leonardo Reginatto	Hudson Valley
OF	Austin Booker	Vermont
OF	Taylor Dugas	Staten Island
OF	Lucas Herbst	Aberdeen
OF	Joey Rickard	Hudson Valley
OF	Danry Vasquez	Connecticut
OF	John Wooten	Vermont
DH	Dreily Guerrero	Lowell
DH	Joe Sever	Mahoning Valley
DH	Jeff Ames	Hudson Valley
P	Luis DeJesus	Mahoning Valley
P	Taylor Guerrieri	Hudson Valley
P	Kristopher Hall	Vermont
P	Jacob Lee	Mahoning Valley
P	Jose Molina	Hudson Valley
P	James Pazos	Staten Island
P	Francisco Taveras	Lowell
P	Josh Turley	Connecticut

NATIONAL LEAGUE

Coaching Staff: Tri-City

POS	PLAYER	TEAM
C	Tyler Heineman	Tri-City
C	Jobduan Morales	Tri-City
C	Jesus Montero*	Batavia
C	Jacob Stallings	State College
1B	Shawn Pleffner	Auburn
1B	Viosergy Rosa	Jamestown
2B	Austin Elkins	Tri-City
2B	Breyvic Valera	Batavia
3B	D.J. Crumlich	State College
3B	Patrick Wisdom	Batavia
SS	Roman Quinn	Williamsport
SS	Wes Schill	Auburn
OF	Barrett Barnes*	State College
OF	Tyler Gaffney	State College
OF	Estarlin Martinez	Auburn
OF	Juancito Martinez	Jamestown
OF	Wander Ramos	Auburn
OF	Jesus Solorzano	Jamestown
DH	Craig Manuel	Auburn
DH	Chris Serritella	Williamsport
P	Blake Ford	Tri-City
P	Brian Holmes	Tri-City
P	Luis Mateo	Brooklyn
P	Tyler Melling	Batavia
P	John Mincone	Brooklyn
P	Aaron West	Tri-City
P	Nick Wittgren	Jamestown
P	Lee Stoppelman	Batavia
P	Gabriel Ynoa	Brooklyn
P	Hansel Robles	Brooklyn

	1	2	3	4	5	6	7	8	9	R	H	E
NL All-Stars	0	0	1	0	2	0	0	1	4	8	11	0
AL All-Stars	0	0	0	0	0	0	0	0	1	1	6	1

W: Mincone (1-0)

L: Ames (0-1)

MVP: Juancito Martinez (Jamestown)

*-Did not play due to injury

INDEX

PAGE
All-Stars (MLB) & NYPL, 2012 38
All-Star Game, NYPL Roster & Results 75
Annual MLB Awards and Leaders & NYPL 40-41
Attendance, All-Time 39
Attendance, 2011 and 2012 4
Club Directories 8-35
Aberdeen IronBirds 8-9
Auburn Doubledays 10-11
Batavia Muckdogs 12-13
Brooklyn Cyclones 14-15
Connecticut Tigers 16-17
Hudson Valley Renegades 18-19
Jamestown Jammers 20-21
Lowell Spinners 22-23
Mahoning Valley Scrappers 24-25
State College Spikes 26-27
Staten Island Yankees 28-29
Tri-City ValleyCats 30-31
Vermont Lake Monsters 32-33
Williamsport Crosscutters 34-35
League Directory 3
League Leaders, 1939-Present 60-72
Batting 60-68
Pitching 69-72
Major League Debuts, 2012 36
MLB Playoffs and the NYPL, 2012 42-43
No-Hitters 73-74
NYPL History 6
NYPL Hall of Fame 59
NYPL Playoff Format 3
Players of the Week, 2012 52
Playoff Winners, Alice H. Nader Cup (League Championship) 53-55
President's Address 2
Roster Limits 3
Records, Single Season 56-58
Team Batting 56
Team Fielding 56
Individual Batting 57
Individual Pitching 57
Individual Fielding 58
Standings, Final (1939-Present) 44-52
World Baseball Classic 37

Let Your Favorite Minor League Baseball™ Team Get You and a Friend to the

2013 MLB™ WORLD SERIES™ SWEEPSTAKES!

Simply visit your favorite participating team store and pick up a team set trading card pack. Every pack of team trading cards will include a team store Discount Coupon* and a Sweepstakes Entry Form!**

Four Grand Prizes of a

TRIP FOR TWO

to the World Series will be awarded***!

*Offer valid at participating locations only. Some restrictions apply. See team for details.
**NO PURCHASE NECESSARY. Open to residents of the Continental U.S. who are 18 years of age or older.
For official rules, visit http://teamsetsweepstakesrules.milb.net/.
***One prize will be awarded at each classification: Triple-A®, Double-A®, Single-A™ and Short Season-A™/Rookie®.
Includes airfare, hotel and game tickets only.

The MARK *of a* PRO®

As the only batting helmets designed to withstand 100 miles per hour ball strikes, the Rawlings S100® series rolls out in every **MLB**® dugout in 2013 with the introduction of the Rawlings S100 Pro Comp™. The next-generation helmet meets the needs of the game's best players, with the performance and style they demand to play at their highest level.

the EXCLUSIVE BATTING HELMET *of* MINOR LEAGUE BASEBALL®

MINOR LEAGUE BASEBALL

the OFFICIAL BATTING HELMET *of* MAJOR LEAGUE BASEBALL®

Authentic

RAWLINGS.COM · facebook.com/rawlings · 1-800-RAWLINGS · ©Rawlings Sporting Goods Company, Inc., a subsidiary of Jarden Corporation (NYSE: JAH)
Major League Baseball and Minor League Baseball trademarks and copyrights are used with permission of Major League Baseball Properties, Inc. Visit MLB.com and MiLB.com