



2012
NHL PLAYOFFS
AND
STANLEY CUP FINAL
MEDIA GUIDE



Copyright © 2012 by the National Hockey League

All rights reserved. No part of this DVD may be reproduced or transmitted in any form or by any means, electronic or mechanical, including photocopying, recording, or by any information storage and retrieval system, without prior permission in writing from the publisher.



Produced for the National Hockey League by :
Dan Diamond and Associates, Inc.
194 Dovercourt Road
Toronto, Ontario M6J 3C8
Canada
e-mail: dda.nhl@sympatico.ca

A conscientious attempt has been made to contact proprietors of the rights to every image used in the book. If through inadvertence the publisher has failed to identify any holder of rights, forgiveness is requested and corrected information will be entered in future printings.

An official publication of the National Hockey League®

All NHL logos and marks and team logos and marks depicted herein are the property of the NHL and the respective teams and may not be reproduced without the prior written consent of NHL Enterprises, L.P. © NHL 2012. All Rights Reserved.



NHL PLAYOFFS & STANLEY CUP FINAL MEDIA GUIDE • 2012

CONTENTS

Stanley Cup Standings, 1918-2011	4
Introduction	5

I ORIGINS






1. Lord Stanley and His Cup Revealed <i>Eric Zweig</i>	6
2. Stanley Cup Champions and Finalists	9
3. All-Time NHL Playoff Formats	11
2012 NHL Playoff Formats	12
4. In the Beginning <i>Eric Zweig</i>	13

II PLAYOFF HISTORY AND RECORDS

5. Single-Year Playoff Scoring Leaders, 1918-2011	15
6. Career Playoff Scoring Leaders	16
Stanley Cup Notebook – Series Leads, Sub-.500 Teams in Finals	17
7. Year-By-Year Highlights, Scores, and Rosters	18
Conn Smythe Trophy Winners	61
Odd and Unusual Moments in Stanley Cup History	62
Stanley Cup Notebook – Comebacks, Upsets and Overtime	63
8. Stanley Cup Playoffs Record Book – Team Records	64
Stanley Cup Playoffs Record Book – Individual Records	68
Playoff Penalty Shots	73
9. Playoff Coaching	74
10. Stanley Cup-Winning Goal Scorers	77
11. Three-Or-More-Goal Games, Playoffs	78
12. Playoff Overtime Games 1918-2011	80
Ten Longest Overtime Games	83
Playoff Overtime Records of Current Teams	84
13. This Date in Stanley Cup History	85

III THE STANLEY CUP FINAL SERIES

14. Final Series History, Team by Team	93
Team-by-Team Final Series Won-Loss Records, 1918-2011	96
15. Final Series Record Book – Team Records	97
Final Series Record Book – Individual Records	99
Early Playoff Records, 1893-1917	103
16. Final Series Scoring, 1918-2011	104
17. Players on Stanley Cup-Winning Teams, 1893-2011	119
18. Final Series Scoring Register, 1918-2011	125
Final Series Goaltending Register, 1918-2011	131
Final Series Coaching Register, 1918-2011	132
19. The Post-War Dynasties	133
20. Final Series Game Summaries, 2011-1993	136



The Changing Trophy

Clockwise from top left: Lord Stanley, Canada's Governor-General, donated the squat English silver bowl that soon bore his name. The custom of engraving the winners' names on the trophy forced it to grow with the addition of silver bands. By 1932, the trophy had become an ungainly cylinder that grew taller by the time Toronto goaltender Turk Broda posed with the Cup in 1947. The silver bands from this cigar-shaped trophy were remounted in 1948, forming a two-piece trophy that split at the top of the wide barrel. The top part would be presented to each year's winning captain; the barrel remained on the presentation table. A new five-band barrel was added in 1958, forming the one-piece Stanley Cup in use today. The inscribed names of each year's winner filled the five bands in 1991. The top band was removed and a new one added at the base. With the addition of the names of the 2004 Cup-winning Tampa Bay Lightning, this new band was filled as well and an additional band was removed and replaced. This newest band will be filled in 2017.

Stanley Cup Standings

1918-2011

(ranked by Cup wins)

Teams	Cup Wins	Yrs.	Series	Wins	Losses	Games	Wins	Losses	Ties	Goals For	Goals Against	Winning %
Montreal ^{1,2}	24	79	145	89	55	709	410	291	8	2152	1799	.584
Toronto ³	14	64	109	58	51	524	251	269	4	1350	1427	.483
Detroit	11	59	115	67	48	586	312	273	1	1677	1482	.533
Boston	6	66	113	53	60	568	275	287	6	1654	1647	.489
Edmonton	5	20	49	34	15	251	152	99	0	938	763	.606
Chicago	4	56	98	46	52	457	216	236	5	1313	1427	.478
NY Rangers	4	53	93	44	49	422	198	216	8	1175	1213	.479
NY Islanders	4	21	47	30	17	240	134	106	0	792	714	.558
Pittsburgh	3	26	51	28	23	277	150	127	0	850	826	.542
New Jersey ⁴	3	21	40	22	18	230	122	108	0	629	564	.530
Philadelphia	2	35	75	42	33	403	209	194	0	1219	1187	.519
Colorado ⁵	2	21	44	25	19	249	132	117	0	726	703	.530
Dallas ⁶	1	29	56	28	28	307	154	153	0	897	910	.502
Calgary ⁷	1	26	40	15	25	208	94	114	0	648	701	.452
Carolina ⁸	1	13	22	10	12	127	59	68	0	323	368	.465
Anaheim	1	8	18	11	7	98	55	43	0	248	242	.561
Tampa Bay	1	6	12	7	5	69	37	32	0	181	185	.536
St. Louis	0	35	58	23	35	307	138	169	0	862	954	.450
Buffalo	0	29	50	21	29	256	124	132	0	763	765	.484
Los Angeles	0	25	36	11	25	182	69	113	0	549	694	.379
Vancouver	0	24	40	16	24	214	98	116	0	604	690	.458
Washington	0	22	34	12	22	191	86	105	0	573	583	.450
Phoenix ⁹	0	18	20	2	18	103	32	71	0	273	387	.311
San Jose	0	13	24	11	13	140	67	73	0	348	411	.479
Ottawa ¹⁰	0	12	20	8	12	109	51	58	0	254	265	.468
Nashville	0	6	7	1	6	40	14	26	0	93	113	.350
Florida	0	3	6	3	3	31	13	18	0	77	82	.419
Minnesota	0	3	5	2	3	29	11	18	0	64	72	.379
Winnipeg ¹¹	0	1	1	0	1	4	0	4	0	6	17	.000
Columbus	0	1	1	0	1	4	0	4	0	7	18	.000

NOTES

- 1 Montreal also won the Stanley Cup in 1916.
- 2 1919 final incomplete due to influenza epidemic.
- 3 Toronto Blueshirts also won the Stanley Cup in 1914.
- 4 Includes totals of Colorado Rockies, 1976-82.
- 5 Includes totals of Quebec Nordiques, 1979-95.
- 6 Includes totals of Minnesota North Stars, 1967-93.
- 7 Includes totals of Atlanta Flames, 1972-80.
- 8 Includes totals of Hartford Whalers, 1979-97.
- 9 Includes totals of Winnipeg Jets, 1979-96.
- 10 Modern Ottawa Senators franchise only, 1992 to date.
- 11 Includes totals of Atlanta Thrashers, 1999-2011.



Introduction

YOU CAN TAKE THIS TO THE BANK: the Stanley Cup probably is the most popular sports trophy in the world... Certainly, it is the most recognizable. And it got that way strictly on merit—no costly promotional campaign of flashing lights and crashing cymbals. It comes closer to being a People's Cup than any other trophy in sport. They line up for hours to get a look at it, peering at the names of hockey idols past and present. The secret of its popularity is its availability. It goes where there are people. It's friendly.

For more than 100 years the Stanley Cup trophy has been the game's talisman, a focal point shared by players and fans. The shimmering silver bowl, collar and barrels have been displayed everywhere from Miami to Moscow where they have been admired and photographed by hundreds of thousands. It's been the star of the show at small-town rinks and on late-night talk shows, all the while conveying the pride and joy of having reached hockey's pinnacle.

— Milt Dunnell, 1998

WELCOME TO THE NHL's *Playoffs & Stanley Cup Final Media Guide* for 2012. Produced by the editors of the *NHL Official Guide & Record Book*, this in-depth information package will be of particular use for journalists and the broadcast media on the hockey playoff beat.

Content is divided into three sections:

- Section I deals with the origins of the trophy and provides background on Lord Stanley, Canada's Governor-General who donated it in 1893 but never saw a Stanley Cup game (page 6). The many changes to the trophy itself and the intricacies and idiosyncrasies of the engraving upon it are described as is Cup competition in the early challenge era (page 13). A chronology of the NHL's evolving playoff format with special emphasis on the setup of the 2012 playoffs is found here (page 11).
- Section II provides comprehensive highlights and playoff records. Year-by-year playoff scoring leaders (page 15), career playoff scoring leaders (page 16), and Stanley Cup-winning goal scorers (page 77) are found here. Highlights of each season's playoff competition from 2010 to 1893 along with the score of every playoff game and the roster of each Cup-winning team are found here as well (page 18) as are complete team (page 64) and individual playoff record books (page 68). Also included is a playoff coaching register (page 74) and lists of every penalty shot (page 73), three-goal-game (page 78) and overtime game (page 80) in Stanley Cup play.
- Section III offers similar coverage of the Stanley Cup Final. A team-by-team Final Series history (page 93) and a Final Series record book (page 97) is supplemented by year-by-year scoring in the Final (page 104), an alphabetical listing of every player who was a member of a Cup winner from 1893 to date (page 119) and Final Series scoring, goaltending and coach-

ing statistics for all NHLers (pages 125, 131 and 132). There is also a statistical summary of every Final Series game played since 1993 complete with team rosters, scoring and penalty statistics, shots on goal and on-ice officials (page 136).

Several other features in this *Playoffs & Stanley Cup Final Media Guide* are worth noting: This introduction begins with a excerpt from an essay by the late Milt Dunnell, a recipient of the Hockey Hall of Fame's Elmer Ferguson Memorial Award for writing, who covered playoff hockey since the 1920s. Eric Zweig's "Lord Stanley and His Cup Revealed" (page 6) deals with the donation of the silver trophy, its evolution and engraving as well as the passions it has ignited.

"Odd and Unusual Moments" (page 62) details many of the oddest moments in the history of the Stanley Cup trophy. It's been misplaced, drop-kicked, kidnapped and dented more than once in its 119-year existence.

"This Date in Stanley Cup History" (page 98) chronicles outstanding and surprising events in the playoffs. April, May and June have been busy!

"The Post-War Dynasties" (page 133) looks at the accomplishments of eight teams of distinction. Three versions of the Montreal Canadiens (1956-60, 1965-69 and 1976-79), two generations of the Toronto Maple Leafs (1947-51 and 1962-64), the Detroit Red Wings (1950-55), the New York Islanders (1980-83) and the Edmonton Oilers (1984-90) make the dynasty list.

Your comments, suggestion and corrections are extremely valuable to the *Playoffs & Stanley Cup Final Media Guide* editorial team. In addition, you will find much more information about the 2012 postseason as part of www.nhl.com's comprehensive playoff coverage.

Dan Diamond,
editor
May 2012

CHAPTER 1

Lord Stanley and His Cup Revealed

The Bearded Gent and the Trophy That Bears His Name

Eric Zweig

A Brief Biography

FREDERICK ARTHUR, LORD STANLEY OF PRESTON, 16th Earl of Derby, was born in London on January 15, 1841. The son of a three-time Prime Minister of England, he himself was a British Member of Parliament from 1865 to 1886. He also sat in the House of Lords, and served a short stint as the Secretary of State for the British colonies. Publicly shy and politically careful, Lord Stanley was an advocate of closer ties between Britain and its colonies. He was appointed Governor-General of Canada in 1888.

Like most British aristocrats of the day, Lord Stanley was an avid sportsman. He and his family enjoyed the new sports they discovered during his posting to Ottawa. Snowshoeing and toboggan parties became a wintertime feature of life at Rideau Hall, the Governor-General's official residence. Skating and the new sport of ice hockey were also popular. Stanley's daughter Isobel was among the first female hockey players in Canada, while two of his sons, Arthur and Algernon, formed a men's hockey club known as the Rideau Rebels. In 1890, Arthur Stanley helped establish the Ontario Hockey Association. Lord Stanley himself was a patron of the Ottawa Athletic Association, and it was at a dinner for this group on March 18, 1892, that the Governor-General asked Lord Kilcoursie, one of his aides and a member of the Rebels hockey team, to read a letter on his behalf:

Gentlemen:

I have for some time been thinking that it would be a good thing if there were a challenge cup, which would be held from year to year by the leading hockey club in the Dominion (of Canada). There does not appear to be any outward sign of the championship at present, and considering the general interest which hockey matches now elicit, and the importance of having the game played fairly and under rules generally recognized, I am willing to give a cup which shall be held from year to year by the winning club.

Lord Stanley's offer was accepted, and a decorative bowl was purchased from a London silversmith for 10 guineas (the equivalent of \$51.10). Originally called the Dominion Hockey Challenge Cup, the championship trophy would soon be known by the name of its benefactor. The Stanley Cup was first won by the Montreal Amateur Athletic Association hockey club, champions of the Amateur Hockey Association of Canada (the top hockey league in the country) in 1893. Ironically, Lord Stanley never witnessed a championship game nor attended the presentation of his trophy before he returned home in the summer of 1893. He passed away at Holwood, England, on June 14, 1908.

Original Terms of the Deal

The Governor-General, in accordance with a promise made last year, has given a hockey challenge cup to be held from year to year by the winning team in the Dominion. The cup is now in Ottawa, and in two or three days will be presented to the Montreal Amateur Athletic Association, whose team defeated all comers during the [past] season, including the champions of the Ontario association.

It has been found convenient in the case of challenge cups open to competition to more than one association (for instance the Queen's cup for yachts) to commit the charge of the cup to trustees, who will hand it to the winning team at the conclusion of the hockey season each year. Accordingly Lord Stanley has nominated Sheriff Sweetland and Mr. P. D. Ross of Ottawa as trustees and has asked them to award it annually on the following terms.

HIS EXCELLENCY'S CONDITIONS

1. The winner to give bond for the return of the cup in good order when required by the trustees for the purpose of being handed over to any other team who may in turn win.
2. Each winning team to have at their own charge engraved on a silver ring fitted on the cup for the purpose the name of the team and the year won. (In the first instance the M. A. A. A. will find the cup already engraved for them.)
3. The cup shall remain a challenge cup and will not become property of any team, even if won more than once.
4. In case of any doubt as to the title of any club to claim the position of champions, the cup shall be held or awarded by the trustees as they may think right, their decision being absolute.
5. Should either trustee resign or otherwise drop out, the remaining trustee shall nominate a substitute.

Lord Stanley in view of the fact of several hockey associations existing in Canada, also asked the trustees to suggest some means of making the cup open to all, and thus representative of the hockey championship as completely as possible, rather than of any one association.

The trustees accordingly have suggested that the Amateur Hockey Association of Canada, (the eastern organization) and the Ontario Hockey Association (the western), be asked to acquiesce in the following rules, which will be submitted to the earliest respective meetings of the two associations.

1. That the Cup be called the Stanley Hockey championship cup.
2. That it be held by the M. A. A. A. team until the championship of the association to which that team belongs, namely the Amateur Hockey association of Canada, be decided next year, when the cup shall go to the winning team.
3. In order, however, that the Ontario Hockey association shall have an equal interest in the cup, the Amateur Hockey association of Canada and the Ontario Hockey association be requested to each arrange its season so that there shall be

an opportunity for a final match between the champion teams of the two organizations.

4. The trustees would respectfully suggest to the associations that this could be done by each association arranging to close its separate championship contest not later than the first Saturday in March. (Practically this is done now, the A. H. A. of C. for instance closing its season on March 8, and the Ontario association usually being still earlier. The first Saturday in March could not be earlier than March 1 nor later than March 7. Next year it will be March 3.)
5. If the above suggestion were adopted, the championship of the A. H. A. of C. would accordingly be settled next year on March 3, and also possession of the Stanley cup so far as that association is concerned. Then the winner might be open to challenge from the championship club of the Ontario association.
6. Then and thereafter, a challenge from the champion club of one association to a champion club of the other holding the cup might be sent under the following conditions:
 - (a.) Challenge permissible either by wire or registered letter on the first Saturday or following Monday of March.
 - (b.) The club holding the cup must answer within two days of receipt of challenge.
 - (c.) The answer must either (1) appoint the following Saturday (the second in March) or give the challenging club the option of naming within two days any other legal day up to and inclusive of March 15. (The object of this clause is that as travelling on any but a Saturday is inconvenient, if the home club can not or will not give Saturday, the visiting club should have a choice.) The home club shall be obliged, if required, to furnish the trustees with satisfactory reasons for not giving the Saturday.
 - (d.) The match shall be played on ice named by the champions, but the net gate receipts shall be equally divided between the contesting teams.
 - (e.) Should the challenging club default after a date is fixed, it shall pay any advertising or other expenses gone to by the champions in preparation for the match.
7. The fact that the club winning the Ontario championship may also belong to and have been defeated in the A. H. A. of C. series shall not debar it from challenging for the Stanley cup; and vice versa, the fact that the Ontario champions may also have won in the A. H. A. of C. series shall not debar the second best team in the A. H. A. of C. from challenging the champions for a final match. (The object of this is to continue the interest in the game up to the very close of the season.)
8. Should any representative provincial Hockey association outside of Quebec and Ontario desire to compete for the cup, the trustees shall endeavor to arrange means whereby its champion team may secure an opportunity to play for it.
9. In case a senior league is ever formed representing the best hockey irrespective of local associations, the trustees may give its winning club the right to challenge for the cup, and if successful to hold it thereafter subject to new championship regulations.

From the Ottawa Journal, May 1, 1893. Page 5

How It Got That Way: Physical Changes to the Stanley Cup

THE ORIGINAL STANLEY CUP BOWL purchased in London in 1892 stood 71/2 inches (19 cm) tall and measured 111/2 inches (29 cm) across the top. It was mounted on an ebony base that made the trophy about one foot (29 cm) tall. In accordance with Lord Stanley's terms, the base was fitted with a silver ring that was used to engrave the names of the winning teams. In 1909, a new base with a new silver ring was added to the bottom of the Cup. It now stood about 16 inches (40 cm) tall.

No further changes were made to the Stanley Cup until 1924, when the Montreal Canadiens added a silver band between the two engraved rings. When the Victoria Cougars won the Cup the following year, they added a band between the bottom of the original bowl and the first ring. The Stanley Cup now appeared completely silver from top to bottom. In future years, the silver area beneath the bowl would be known as the collar.

Following the lead of Montreal and Victoria, Stanley Cup-winning teams recorded their victories and the names of their players by adding new silver bands of varying shapes which saw the Cup increase in size by differing amounts almost every year through 1929. From 1930 through 1939, identical-looking thin bands of engraved silver were added every year to commemorate the champions. During the 1940s, the Stanley Cup was standardized as a long "cigar-shaped" trophy which stood almost three feet (90 cm) high. In 1948, it was rebuilt into a two-piece trophy with a wide barrel-shaped base beneath the removable bowl and collar. The new base was sheathed with the rings that had made up the "cigar" of the 1930s and 1940s.

Additional engraving was added to the barrel annually until 1958, when the modern one-piece Stanley Cup was introduced. The silver from the old barrel was then retired to the Hockey Hall of Fame and replaced with five new wide bands, each of which could accommodate the names of 13 winners. The names of Cup winners beginning in 1928 were engraved on the new barrel before the revamped trophy was first presented.

Though the Cup's collar was replaced by a duplicate in 1963, and the original bowl was retired in 1969, the Stanley Cup still appears in its 1958 format. It is 36 inches (90 cm) tall and 18 inches (45 cm) across the base. It weighs 35 pounds (16 kg). For the opening of the new Hockey Hall of Fame in Toronto in 1993, a replica of the trophy (and all the other NHL trophies) was made so that the Hall would always have a version of the Stanley Cup to display when the much-modified "presentation" trophy was on the road. (The trophy hoisted by the winning captain on the ice is always the "presentation" Cup)

While the basic look of the Stanley Cup has not changed, there have been further alteration. In 1991, the Pittsburgh Penguins filled the last available spot on the wide barrel bands. (When the trophy was remodeled in 1958 it was designed so that the last space would be filled by the winner during Cup's centennial year of 1991-92. This plan was thrown off by a year when the names of the 1964-65 Montreal Canadiens were engraved over a space that was larger than normal.)

Rather than enlarge the trophy, thereby changing its familiar shape, the top band (which contained the winners from 1928 to 1940) was removed and retired to the Hockey Hall of Fame. The four remaining bands were then moved up the barrel, and a new fifth band was added at the bottom. This bottom band was filled after Tampa Bay's victory in 2004, and the process was repeated. Another band will have to be removed after 2017.

What's in a Name: How the Practice of Engraving the Stanley Cup Evolved

THOUGH MANY OF THE EARLY WINNERS of hockey's most coveted trophy are known to have engaged in some freelance silversmithing with a knife or a nail, the formal engraving of player names on the Stanley Cup began in 1907. It did not become an annual rite until 1924. In between, there are several seasons in which even the names of the winning teams do not appear on the trophy.

In accordance with Lord Stanley's wishes, team names in the earliest years of the Cup's history were engraved on a silver ring beneath the original bowl. By 1902, the ring was completely filled. When the Montreal AAA successfully defended their third Stanley Cup title against the Winnipeg Victorias in 1903, they carved their team name right into Lord Stanley's bowl. The Ottawa Silver Seven continued this new practice when they took possession of the Cup later that season, only with a twist. When the Silver Seven successfully turned back a challenge, they engraved not only the year and their name on the bowl but also the name of the team that they had beaten. For this reason, the name Rat Portage appears on the Stanley Cup in 1903. (Rat Portage would win the Stanley Cup under its new name of Kenora in 1907.) By the time the Silver Seven were dethroned in 1906, Ottawa's long championship reign had left no room on the Cup for hockey's new champions; the Montreal Wanderers.

The Wanderers were certainly not about to let their championship go unrecorded. The Montreal team chose to engrave its name right into the decorative fluting atop the Stanley Cup bowl. They covered half the bowl's circumference with their first win, then filled the other half when they turned back a challenge from New Glasgow, Nova Scotia. When the Kenora Thistles defeated the Wanderers in January 1907, they had to record their triumph inside the Stanley Cup bowl. This must have inspired the Montreal squad, for when they won the trophy back from Kenora in March, they inscribed the bottom of the bowl's interior with their team name and with the names of all of their players.

The 1908 season was the Wanderers' best yet, as they defeated four different Stanley Cup challengers. And how did these great champions, innovators of engraving that they were, commemorate these triumphs? They didn't! Only months after becoming the first team to engrave the names of its players on the Stanley Cup, the Montreal Wanderers became the first team in hockey history not to record its victory at all.

Why did the Wanderers leave their name off the Stanley Cup? No one associated with the trophy, nor none of its many biographers knows the answer. The truth may be lost to history forever, but it seems the Wanderers must have lacked the initiative, or felt they lacked the proper authority—or perhaps they were simply not willing to pay—to make additions to the Stanley Cup.

Apparently, Ottawa (now known as the Senators) did not share whatever concern the Wanderers must have had. After the Senators won the trophy in 1909, a new base was built below the original silver ring and a second silver ring was added, where the team recorded its victory. The Senators entertained two Stanley Cup challenges during the 1910 season, winning them both, but year's end saw the Wanderers win the Cup back from Ottawa. However, not only did the Montreal squad fail to take advantage of the new ring on the Stanley Cup to add their 1908 championship to the trophy, they also did not bother to record their victory in 1910.

When Ottawa regained possession of the Cup in 1911, the Senators also left their name off the trophy. Again, no Stanley

Cup authority has the answer, so it's only possible to speculate as to why. Old newspapers provide some clues. For example, it seems the Wanderers never took possession of the Stanley Cup after their victory in 1910. It appears that when he bought the club early the next season, Sam Lichtenheim did not put up the necessary bond to ensure safekeeping of the trophy. (It's likely he didn't know this was required of him.) As for Ottawa, there was talk in 1911 that the Stanley family would donate a new trophy, so perhaps the Senators chose not to spend money engraving the old one. (The offer of a new Cup was declined.)

The Stanley Cup got back on track in 1912, but was in trouble again by 1915, albeit of a different kind. Between 1915 and 1918, the Ottawa Senators, Portland Rosebuds, and Vancouver Millionaires all put their names on the Cup, even though they had not officially won it. The Cup was no longer a challenge trophy by then. Its playoff had become a World Series-like showdown between the sport's two top pro leagues: the National Hockey Association and the Pacific Coast Hockey Association. All three of these teams had defeated the defending Stanley Cup champions to win their own league title, but then lost the Cup to the eventual winner in the NHA-PCHA playoff.

When the Vancouver Millionaires actually won the Stanley Cup in 1915, they placed the team name on the lower ring started by Ottawa in 1909, but also engraved the names of the players within the flutes on the inside of the original bowl. When Vancouver carved its 1918 PCHA title onto the lower ring it completed the space available there. When the Toronto Arenas (of the newly formed NHL), beat Vancouver in the playoffs that year, there was no room left on the Stanley Cup for them. Their name does not appear. In fact, no more names would be added to the Stanley Cup for six seasons. Why? Once again, no one knows. Only 1919 can be logically explained, in that no champion was declared that year. The series between the Montreal Canadiens and Seattle Metropolitans was called off, due to the Spanish Influenza epidemic that killed millions of people around the world, including Joe Hall of the Canadiens. The omission of Ottawa's Cup wins in 1920, 1921 and 1923, along with the Toronto St. Pats' victory in 1922, cannot be explained, other than that, perhaps like the Montreal Wanderers, these teams felt they lacked the authority—or the money—to make alterations to the Stanley Cup.

Finally, in 1924, when hockey's most prized trophy involved a three-league battle between the NHL, the PCHA, and the Western Canada Hockey League, the champion's name is once again found on the Stanley Cup. The Montreal Canadiens defeated Ottawa, Vancouver, and Calgary in two-straight games each and celebrated their victory with a gaudy silver band encircling the area between the original rings. Every player, as well as everyone else associated with the team that year, had their name engraved on the Stanley Cup, just as they have every season since.

And what about the teams from 1908, 1910, 1911, and 1918 to 1923? Well, it's true that they did not engrave their names on the trophy in their day, but it's not entirely accurate to say these teams cannot be found anywhere on the trophy. In 1948, when the NHL remodeled the Stanley Cup from a tall, narrow tube into the basic barrel-shape still seen today, the names of all Cup-winning teams were engraved on the newly created "shoulder" of the trophy where the collars met the barrel. So the Stanley Cup won't forget these missing teams, even if the teams didn't leave their mark on the trophy themselves.

CHAPTER 2

Stanley Cup Champions and Finalists

1893 – 2011

YEAR	WINNER	COACH	FINALIST	COACH
2011	Boston Bruins	Claude Julien	Vancouver Canucks	Alain Vigneault
2010	Chicago Blackhawks	Joel Quenneville	Philadelphia Flyers	Peter Laviolette
2009	Pittsburgh Penguins	Dan Bylsma	Detroit Red Wings	Mike Babcock
2008	Detroit Red Wings	Mike Babcock	Pittsburgh Penguins	Michel Therrien
2007	Anaheim Ducks	Randy Carlyle	Ottawa Senators	Bryan Murray
2006	Carolina Hurricanes	Peter Laviolette	Edmonton Oilers	Craig MacTavish
2005
2004	Tampa Bay Lightning	John Tortorella	Calgary Flames	Darryl Sutter
2003	New Jersey Devils	Pat Burns	Mighty Ducks of Anaheim	Mike Babcock
2002	Detroit Red Wings	Scotty Bowman	Carolina Hurricanes	Paul Maurice
2001	Colorado Avalanche	Bob Hartley	New Jersey Devils	Larry Robinson
2000	New Jersey Devils	Larry Robinson	Dallas Stars	Ken Hitchcock
1999	Dallas Stars	Ken Hitchcock	Buffalo Sabres	Lindy Ruff
1998	Detroit Red Wings	Scotty Bowman	Washington Capitals	Ron Wilson
1997	Detroit Red Wings	Scotty Bowman	Philadelphia Flyers	Terry Murray
1996	Colorado Avalanche	Marc Crawford	Florida Panthers	Doug MacLean
1995	New Jersey Devils	Jacques Lemaire	Detroit Red Wings	Scotty Bowman
1994	New York Rangers	Mike Keenan	Vancouver Canucks	Pat Quinn
1993	Montreal Canadiens	Jacques Demers	Los Angeles Kings	Barry Melrose
1992	Pittsburgh Penguins	Scotty Bowman	Chicago Blackhawks	Mike Keenan
1991	Pittsburgh Penguins	Bob Johnson	Minnesota North Stars	Bob Gainey
1990	Edmonton Oilers	John Muckler	Boston Bruins	Mike Milbury
1989	Calgary Flames	Terry Crisp	Montreal Canadiens	Pat Burns
1988	Edmonton Oilers	Glen Sather	Boston Bruins	Terry O'Reilly
1987	Edmonton Oilers	Glen Sather	Philadelphia Flyers	Mike Keenan
1986	Montreal Canadiens	Jean Perron	Calgary Flames	Bob Johnson
1985	Edmonton Oilers	Glen Sather	Philadelphia Flyers	Mike Keenan
1984	Edmonton Oilers	Glen Sather	New York Islanders	Al Arbour
1983	New York Islanders	Al Arbour	Edmonton Oilers	Glen Sather
1982	New York Islanders	Al Arbour	Vancouver Canucks	Roger Neilson
1981	New York Islanders	Al Arbour	Minnesota North Stars	Glen Sonmor
1980	New York Islanders	Al Arbour	Philadelphia Flyers	Pat Quinn
1979	Montreal Canadiens	Scotty Bowman	New York Rangers	Fred Shero
1978	Montreal Canadiens	Scotty Bowman	Boston Bruins	Don Cherry
1977	Montreal Canadiens	Scotty Bowman	Boston Bruins	Don Cherry
1976	Montreal Canadiens	Scotty Bowman	Philadelphia Flyers	Fred Shero
1975	Philadelphia Flyers	Fred Shero	Buffalo Sabres	Floyd Smith
1974	Philadelphia Flyers	Fred Shero	Boston Bruins	Bep Guidolin
1973	Montreal Canadiens	Scotty Bowman	Chicago Black Hawks	Billy Reay
1972	Boston Bruins	Tom Johnson	New York Rangers	Emile Francis
1971	Montreal Canadiens	Al MacNeil	Chicago Black Hawks	Billy Reay
1970	Boston Bruins	Harry Sinden	St. Louis Blues	Scotty Bowman
1969	Montreal Canadiens	Claude Ruel	St. Louis Blues	Scotty Bowman
1968	Montreal Canadiens	Toe Blake	St. Louis Blues	Scotty Bowman
1967	Toronto Maple Leafs	Punch Imlach	Montreal Canadiens	Toe Blake
1966	Montreal Canadiens	Toe Blake	Detroit Red Wings	Sid Abel
1965	Montreal Canadiens	Toe Blake	Chicago Black Hawks	Billy Reay
1964	Toronto Maple Leafs	Punch Imlach	Detroit Red Wings	Sid Abel
1963	Toronto Maple Leafs	Punch Imlach	Detroit Red Wings	Sid Abel
1962	Toronto Maple Leafs	Punch Imlach	Chicago Black Hawks	Rudy Pilous
1961	Chicago Black Hawks	Rudy Pilous	Detroit Red Wings	Sid Abel
1960	Montreal Canadiens	Toe Blake	Toronto Maple Leafs	Punch Imlach
1959	Montreal Canadiens	Toe Blake	Toronto Maple Leafs	Punch Imlach
1958	Montreal Canadiens	Toe Blake	Boston Bruins	Milt Schmidt
1957	Montreal Canadiens	Toe Blake	Boston Bruins	Milt Schmidt
1956	Montreal Canadiens	Toe Blake	Detroit Red Wings	Jimmy Skinner
1955	Detroit Red Wings	Jimmy Skinner	Montreal Canadiens	Dick Irvin
1954	Detroit Red Wings	Tommy Ivan	Montreal Canadiens	Dick Irvin
1953	Montreal Canadiens	Dick Irvin	Boston Bruins	Lynn Patrick
1952	Detroit Red Wings	Tommy Ivan	Montreal Canadiens	Dick Irvin
1951	Toronto Maple Leafs	Joe Primeau	Montreal Canadiens	Dick Irvin
1950	Detroit Red Wings	Tommy Ivan	New York Rangers	Lynn Patrick
1949	Toronto Maple Leafs	Hap Day	Detroit Red Wings	Tommy Ivan
1948	Toronto Maple Leafs	Hap Day	Detroit Red Wings	Tommy Ivan
1947	Toronto Maple Leafs	Hap Day	Montreal Canadiens	Dick Irvin
1946	Montreal Canadiens	Dick Irvin	Boston Bruins	Dit Clapper
1945	Toronto Maple Leafs	Hap Day	Detroit Red Wings	Jack Adams

YEAR	WINNER	COACH	FINALIST	COACH
1944	Montreal Canadiens	Dick Irvin	Chicago Black Hawks	Paul Thompson
1943	Detroit Red Wings	Jack Adams	Boston Bruins	Art Ross
1942	Toronto Maple Leafs	Hap Day	Detroit Red Wings	Jack Adams
1941	Boston Bruins	Cooney Weiland	Detroit Red Wings	Jack Adams
1940	New York Rangers	Frank Boucher	Toronto Maple Leafs	Dick Irvin
1939	Boston Bruins	Art Ross	Toronto Maple Leafs	Dick Irvin
1938	Chicago Black Hawks	Bill Stewart	Toronto Maple Leafs	Dick Irvin
1937	Detroit Red Wings	Jack Adams	New York Rangers	Lester Patrick
1936	Detroit Red Wings	Jack Adams	Toronto Maple Leafs	Dick Irvin
1935	Montreal Maroons	Tommy Gorman	Toronto Maple Leafs	Dick Irvin
1934	Chicago Black Hawks	Tommy Gorman	Detroit Red Wings	Jack Adams
1933	New York Rangers	Lester Patrick	Toronto Maple Leafs	Dick Irvin
1932	Toronto Maple Leafs	Dick Irvin	New York Rangers	Lester Patrick
1931	Montreal Canadiens	Cecil Hart	Chicago Black Hawks	Dick Irvin
1930	Montreal Canadiens	Cecil Hart	Boston Bruins	Art Ross
1929	Boston Bruins	Cy Denneny	New York Rangers	Lester Patrick
1928	New York Rangers	Lester Patrick	Montreal Maroons	Eddie Gerard
1927	Ottawa Senators	Dave Gill	Boston Bruins	Art Ross
THE NATIONAL HOCKEY LEAGUE ASSUMED CONTROL OF STANLEY CUP COMPETITION AFTER 1926				
1926	Montreal Maroons	Eddie Gerard	Victoria Cougars	Lester Patrick
1925	Victoria Cougars	Lester Patrick	Montreal Canadiens	Leo Dandurand
1924	Montreal Canadiens	Leo Dandurand	Calgary Tigers	Eddie Oatman
1923	Ottawa Senators	Pete Green	Edmonton Eskimos	Ken McKenzie
1922	Toronto St. Patricks	George O'Donoghue	Vancouver Millionaires	Lloyd Cook/Frank Patrick
1921	Ottawa Senators	Pete Green	Vancouver Millionaires	Lloyd Cook/Frank Patrick
1920	Ottawa Senators	Pete Green	Seattle Metropolitans	Pete Muldoon
1919	No decision	Series between Montreal and Seattle cancelled due to influenza epidemic		
1918	Toronto Arenas	Dick Carroll	Vancouver Millionaires	Frank Patrick
1917	Seattle Metropolitans	Pete Muldoon	Montreal Canadiens	Newsy Lalonde
1916	Montreal Canadiens	George Kennedy	Portland Rosebuds	E.H. Savage (Manager)
1915	Vancouver Millionaires	Frank Patrick	Ottawa Senators	Frank Shaughnessy (Manager)
1914	Toronto Blueshirts	Scotty Davidson (Captain)	Victoria Aristocrats	Lester Patrick
			Montreal Canadiens	Jimmy Gardner
1913	Quebec Bulldogs	Joe Malone (Captain)	Sydney Miners	—
1912	Quebec Bulldogs	Charlie Nolan	Moncton Victorias	—
1911	Ottawa Senators	Bruce Stuart (Captain)	Port Arthur Bearcats	—
			Galt Professionals	—
1910	Montreal Wanderers	Pud Glass (Captain)	Berlin Union Jacks	—
	Ottawa Senators	Bruce Stuart (Captain)	Edmonton Eskimos	—
			Galt Professionals	—
1909	Ottawa Senators	Bruce Stuart (Captain)	(no challengers)	—
1908	Montreal Wanderers	Cecil Blachford (Captain)	Edmonton Eskimos	—
			Toronto Professionals	—
			Winnipeg Maple Leafs	—
			Ottawa Victorias	—
1907	Montreal Wanderers	Cecil Blachford (Captain)	Kenora Thistles	—
	Kenora Thistles	Tom Phillips (Captain)	Brandon Wheat Kings	—
			Montreal Wanderers	—
1906	Montreal Wanderers	Cecil Blachford (Captain)	New Glasgow Cubs	—
	Ottawa Silver Seven	Alf Smith	Ottawa Silver Seven	—
			Montreal Wanderers	—
			Smiths Falls	—
			Queen's University	—
1905	Ottawa Silver Seven	Alf Smith	Rat Portage Thistles	—
			Dawson City Nuggets	—
1904	Ottawa Silver Seven	Alf Smith	Brandon Wheat Kings	—
			Montreal Wanderers	—
			Toronto Marlboros	—
			Winnipeg Rowing Club	—
1903	Ottawa Silver Seven	Alf Smith	Rat Portage Thistles	—
			Montreal Victorias	—
	Montreal AAA	Clare McKerrow	Winnipeg Victorias	—
1902	Montreal AAA	Clare McKerrow	Winnipeg Victorias	—
	Winnipeg Victorias	Dan Bain (Captain)	Toronto Wellingtons	—
1901	Winnipeg Victorias	Dan Bain (Captain)	Montreal Shamrocks	—
1900	Montreal Shamrocks	Harry Trihey (Captain)	Halifax Crescents	—
			Winnipeg Victorias	—
1899	Montreal Shamrocks	Harry Trihey (Captain)	Queen's University	—
	Montreal Victorias	Graham Drinkwater (Captain)	Winnipeg Victorias	—
1898	Montreal Victorias	Frank Richardson (Captain)	(no challengers)	—
1897	Montreal Victorias	Mike Grant (Captain)	Ottawa Capitals	—
1896	Montreal Victorias	Mike Grant (Captain)	Winnipeg Victorias	—
	Winnipeg Victorias	Jack Armytage (Captain)	Montreal Victorias	—
1895	Montreal Victorias	Mike Grant (Captain)	(no challengers)	—
1894	Montreal AAA	—	Ottawa Generals	—
1893	Montreal AAA	—	(no challengers)	—

CHAPTER 3

All-Time NHL Playoff Formats

1917-18 – The regular-season was split into two halves. The winners of both halves faced each other in a two-game, total-goals series for the NHL championship and the right to meet the Pacific Coast Hockey Association champion in the best-of-five Stanley Cup Final.

1918-19 – Same as 1917-18, except that the NHL Final was extended to a best-of-seven series.

1919-20 – Same as 1917-1918, except that Ottawa won both halves of the split regular-season schedule to earn an automatic berth into the best-of-five Stanley Cup Final against the PCHA champions.

1921-22 – The top two teams at the conclusion of the regular-season faced each other in a two-game, total-goals series for the NHL championship. The NHL champion then moved on to play the winner of the PCHA-Western Canada Hockey League playoff series in the best-of-five Stanley Cup Final.

1922-23 – The top two teams at the conclusion of the regular-season faced each other in a two-game, total-goals series for the NHL championship. The NHL champion then moved on to play the PCHA champion in the best-of-three Stanley Cup Semifinals, and the winner of the Semifinals played the WCHL champion, which had been given a bye, in the best-of-three Stanley Cup Final.

1923-24 – The top two teams at the conclusion of the regular-season faced each other in a two-game, total-goals series for the NHL championship. The NHL champion then moved on to play the loser of the PCHA-WCHL playoff (the winner of the PCHA-WCHL playoff earned a bye into the Stanley Cup Final) in the best-of-three Stanley Cup Semifinals. The winner of this series met the PCHA-WCHL playoff winner in the best-of-three Stanley Cup Final.

1924-25 – The first place team (Hamilton) at the conclusion of the regular-season was scheduled to play the winner of a two-game, total-goals series between the second (Toronto) and third (Montreal) place clubs. However, Hamilton refused to abide by this new format, demanding greater compensation than offered by the League. Thus, Toronto and Montreal played their two-game, total-goals series, and the winner (Montreal) earned the NHL title and then played the WCHL champion (Victoria) in the best-of-five Stanley Cup Final.

1925-26 – The format which was intended for 1924-25 went into effect. The winner of the two-game, total-goals series between the second and third place teams squared off against the first place team in the two-game, total-goals NHL championship series. The NHL champion then moved on to play the Western Hockey League champion in the best-of-five Stanley Cup Final.

After the 1925-26 season, the NHL was the only major professional hockey league still in existence and consequently took over sole control of the Stanley Cup competition.

1926-27 – The 10-team league was divided into two divisions – Canadian and American – of five teams apiece. In each division, the winner of the two-game, total-goals series between the second and third place teams faced the first place team in a two-game, total-goals series for the division title. The two division title winners then met in the best-of-five Stanley Cup Final.

1928-29 – Both first place teams in the two divisions played each other in a best-of-five series. Both second place teams in the two divisions played each other in a two-game, total-goals series as did the two third place teams. The winners of these latter two series then played each other in a best-of-three series for the right to meet the winner of the series between the two first place clubs. This Stanley Cup Final was a best-of-three.

Series A: First in Canadian Division vs. First in American Division (best-of-five)

Series B: Second in Canadian Division vs. Second in American Division (two-game, total-goals)

Series C: Third in Canadian Division vs. Third in American Division (two-game, total-goals)

Series D: Winner of Series B vs. Winner of Series C (best-of-three)

Series E: Winner of Series A vs. Winner of Series D (best-of-three) for Stanley Cup

1931-32 – Same as 1928-29, except that Series D was changed to a two-game, total-goals format and Series E was changed to best-of-five.

1936-37 – Same as 1931-32, except that Series B, C, and D were each best-of-three.

1938-39 – With the NHL reduced to seven teams, the two-division system was replaced by one seven-team league. Based on final regular-season standings, the following playoff format was adopted:

Series A: First vs. Second (best-of-seven)

Series B: Third vs. Fourth (best-of-three)

Series C: Fifth vs. Sixth (best-of-three)

Series D: Winner of Series B vs. Winner of Series C (best-of-three)

Series E: Winner of Series A vs. Winner of Series D (best-of-seven)

1942-43 – With the NHL reduced to six teams (the “original six”), only the top four finishers qualified for playoff action. The best-of-seven Semifinals pitted Team #1 vs Team #3 and Team #2 vs Team #4. The winners of each Semifinal series met in the best-of-seven Stanley Cup Final.

1967-68 – When it doubled in size from 6 to 12 teams, the NHL once again was divided into two divisions – East and West – of six teams apiece. The top four clubs in each division qualified for the playoffs (all series were best-of-seven):

Series A: First (East) vs. Third (East)

Series B: Second (East) vs. Fourth (East)

Series C: First (West) vs. Third (West)

Series D: Second (West) vs. Fourth (West)

Series E: Winner of Series A vs. Winner of Series B

Series F: Winner of Series C vs. Winner of Series D

Series G: Winner of Series E vs. Winner of Series F

1970-71 – Same as 1967-68 except that Series E matched the winners of Series A and D, and Series F matched the winners of Series B and C.

1971-72 – Same as 1970-71, except that Series A and C matched first and fourth place teams, and Series B and D matched second and third place teams.

1974-75 – With the League now expanded to 18 teams in four divisions, a completely new playoff format was introduced. First, the #2 and #3 teams in each of the four divisions were pooled together in the Preliminary round. These eight (#2 and #3) clubs were ranked #1 to #8 based on regular-season record:

Series A: Team #1 vs. Team #8 (best-of-three)

Series B: Team #2 vs. Team #7 (best-of-three)

Series C: Team #3 vs. Team #6 (best-of-three)

Series D: Team #4 vs. Team #5 (best-of-three)

The winners of this Preliminary round then pooled together with the four division winners, which had received byes into this Quarter-Final round. These eight teams were again ranked #1 to #8 based on regular-season record:

Series E: Team #1 vs. Team #8 (best-of-seven)

Series F: Team #2 vs. Team #7 (best-of-seven)

Series G: Team #3 vs. Team #6 (best-of-seven)

Series H: Team #4 vs. Team #5 (best-of-seven)

The four Quarter-Final winners, which moved on to the Semifinals, were then ranked #1 to #4 based on regular season record:

Series I: Team #1 vs. Team #4 (best-of-seven)

Series J: Team #2 vs. Team #3 (best-of-seven)

Series K: Winner of Series I vs. Winner of Series J (best-of-seven)

1977-78 – Same as 1974-75, except that the Preliminary round consisted of the #2 teams in the four divisions and the next four teams based on regular-season record (not their standings within their divisions).

1979-80 – With the addition of four WHA franchises, the League expanded its playoff structure to include 16 of its 21 teams. The four first place teams in the four divisions automatically earned playoff berths. Among the 17 other clubs, the top 12, according to regular-season record, also earned berths. All 16 teams were then pooled together and ranked #1 to #16 based on regular-season record:

Series A: Team #1 vs. Team #16 (best-of-five)

Series B: Team #2 vs. Team #15 (best-of-five)

Series C: Team #3 vs. Team #14 (best-of-five)

Series D: Team #4 vs. Team #13 (best-of-five)

Series E: Team #5 vs. Team #12 (best-of-five)

Series F: Team #6 vs. Team #11 (best-of-five)

Series G: Team #7 vs. Team #10 (best-of-five)

Series H: Team #8 vs. Team #9 (best-of-five)

The eight Preliminary round winners, ranked #1 to #8 based on regular-season record, moved on to the Quarter-Finals:

Series I: Team #1 vs. Team #8 (best-of-seven)

Series J: Team #2 vs. Team #7 (best-of-seven)

Series K: Team #3 vs. Team #6 (best-of-seven)

Series L: Team #4 vs. Team #5 (best-of-seven)

The four Quarter-Finals winners, ranked #1 to #4 based on regular-season record, moved on to the Semifinals:

Series M: Team #1 vs. Team #4 (best-of-seven)

Series N: Team #2 vs. Team #3 (best-of-seven)

Series O: Winner of Series M vs. winner of Series N (best-of-seven)

1981-82 – The first four teams in each division earned playoff berths. In each division, the first-place team opposed the fourth-place team and the second-place team opposed the third-place team in a best-of-five Division Semifinal (DSF) series. In each division, the two winners of the DSF met in a best-of-seven Division Final (DF) series. The two DF winners in each conference met in a best-of-seven Conference Final (CF) series. In the Prince of Wales Conference, the Adams Division winner opposed the Patrick Division winner; in the Clarence Campbell Conference, the Smythe Division winner opposed the Norris Division winner. The two CF winners met in a best-of-seven Stanley Cup Final (F) series.

1986-87 – Division Semifinal series changed from best-of-five to best-of-seven.

1993-94 – The NHL's playoff draw was conference-based rather than division-based. At the conclusion of the regular season, the top eight teams in

each of the Eastern and Western Conferences qualified for the playoffs. The teams that finished in first place in each of the League's divisions are seeded first and second in each conference's playoff draw and were assured of home ice advantage in the first two playoff rounds.

The remaining teams were seeded based on their regular-season point totals. In each conference, the team seeded #1 plays #8; #2 vs. #7; #3 vs. #6; and #4 vs. #5. All series were best-of-seven with home ice rotating on a 2-2-1-1-1 basis, with the exception of matchups between Central and Pacific Division teams. These matchups were played on a 2-3-2 basis to reduce travel. In a 2-3-2 series, the team with the most points could choose to start the series at home or on the road. The Eastern Conference champion faced the Western Conference champion in the Stanley Cup Final.

1994-95 – Same as 1993-94, except that in first, second or third-round playoff series involving Central and Pacific Division teams, the team with the better record had the choice of using either a 2-3-2 or a 2-2-1-1-1 format. When a 2-3-2 format was selected, the higher-ranked team also had the choice of playing games 1, 2, 6 and 7 at home or playing games 3, 4 and 5 at home. The format for the Stanley Cup Final remained 2-2-1-1-1.

1998-99 – The NHL's clubs were re-aligned into two conferences each consisting of three divisions. The number of teams qualifying for the Stanley Cup Playoffs remained at 16.

First-round playoff berths were awarded to the first-place team in each division as well as to the next five best teams based on regular-season point totals in each conference. The three division winners in each conference were seeded first through third, in order of points, for the playoffs and the next five best teams, in order of points, were seeded fourth through eighth. In each conference, the team seeded #1 played #8; #2 vs. #7; #3 vs. #6; and #4 vs. #5 in the quarter-final round. Home-ice in the Conference Quarter-Finals was granted to those teams seeded first through fourth in each conference.

In the Conference Semifinals and Conference Finals, teams were re-seeded according to the same criteria as the Conference Quarter-Finals. Higher seeded teams gained home-ice advantage.

Home-ice advantage for the Stanley Cup Final to be determined by regular season points.

All series remain best-of-seven.

2012 Playoff Format

The National Hockey League's 30 clubs are aligned into two conferences, each consisting of three divisions (Eastern Conference: Atlantic, Northeast, Southeast; Western Conference: Central, Northwest, Pacific). The number of teams qualifying for the 2012 Stanley Cup Playoffs remains at 16.

First-round playoff berths will be awarded to the first-place team in each division, as well as to the next five best teams (based on regular-season point totals in each conference). The three division winners in each conference will be seeded first through third (in order of points) and the next five best teams (in order of points) will be seeded fourth through eighth. In each conference, the team seeded #1 will play the team seeded #8; #2 vs. #7; #3 vs. #6 and #4 vs. #5 in the Conference Quarter-Final round. Home-ice in the Conference Quarter-Finals is granted to those teams seeded first through fourth in each conference.

In the Conference Semifinals and Conference Finals, teams will be re-seeded according to the same criteria as the Conference Quarter-Finals (division leaders will be seeded first and granted home-ice advantage while the remaining teams will be seeded in order of regular-season points).

Home-ice advantage in the Stanley Cup Final will be determined by points. All series remain best-of-seven.

Tie-Breaking Procedure

In the event two or more clubs are tied in points at the conclusion of the regular season, the standing of the clubs in each conference will be determined in the following order:

1. The greater number of games won excluding games won in the Shootout.
2. The greater number of points earned in games between the tied clubs. If two clubs are tied, and have not played an equal number of home games against each other, points earned in the first game played in the city that had the extra game shall not be included. If more than two clubs are tied, the higher percentage of available points earned in games among those clubs (and not including any "odd" games) shall be used to determine the standing.
3. The greater differential between goals for and against for the entire regular season.

Conference Quarter-Finals (Series A – H)

The six regular-season division champions will be ranked in the first three positions in their respective conferences, the clubs with the greatest number of points being ranked first in their respective conferences. The remaining five playoff clubs in each conference will be ranked based on regular-season points. Following are the matchups based on the rankings.

Eastern Conference

Series A #1 (Division winner) vs. #8
Series B #2 (Division winner) vs. #7
Series C #3 (Division winner) vs. #6
Series D #4 vs. #5

Western Conference

Series E #1 (Division winner) vs. #8
Series F #2 (Division winner) vs. #7
Series G #3 (Division winner) vs. #6
Series H #4 vs. #5

Conference Semifinals (Series I – L)

If one division winner is eliminated in the Conference Quarter-Finals: The remaining division winners would be seeded first and second, followed by the two remaining clubs in order of regular-season points. The #1 seed would face the club with the fewest regular-season points, while the other two clubs would meet.

If two division winners are eliminated in the Conference Quarter-Finals: The remaining division winner would be seeded first, followed by the three remaining clubs in order of regular-season points. The #1 seed would face the club with the fewest regular-season points, while the other two clubs would meet.

If all three division winners are eliminated in the Conference Quarter-Finals: The remaining clubs would be ranked in order of regular-season points. The remaining team with the most regular-season points would be seeded first, followed by the three remaining teams. The #1 seed would face the #4 seed, while the #2 and #3 seeds would meet.

If a division winner meets a non-division winner that compiled more regular-season points: The division winner would receive home-ice advantage.

Conference Finals (Series M and N)

The same criteria used in the selection of order for the Conference Quarter-Finals (Advancing division winners, followed by remaining clubs based on regular-season points) again will be in effect.

If a division winner meets a non-division winner that compiled more regular-season points: The division winner would receive home-ice advantage.

If Conference Semifinal series end early: Start dates for the Conference Finals may be moved up depending on a number of factors, including building availability and travel schedules.

Stanley Cup Final (Series O)

The Eastern Conference and Western Conference champions will meet in the Stanley Cup Final series. Home ice will be determined by the greater number of regular-season points, subject to the tie-breaking procedures outlined previously. Games will be played on a 2-2-1-1-1 basis.

CHAPTER 4

In the Beginning

From Amateur Challenge Trophy to Pro Hockey Supremacy

Eric Zweig

THE HISTORY OF THE STANLEY CUP prior to the formation of the NHL in 1917 tells the story of how hockey grew from a regionalized amateur pastime into a professional business. Like Darwin's theory of natural selection, the Stanley Cup was able to evolve with the changing times.

When Lord Stanley proposed the idea of a championship trophy in 1892, the "modern" sport of hockey was less than 20 years old. First moved indoors off frozen lakes and rivers in Montreal in 1875, the game was still played most competitively in that city, as well as in nearby Ottawa and Quebec City. The Amateur Hockey Association of Canada, formed in 1886, comprised teams from those cities. Hockey also had a following in Kingston, where outdoor ice games had been played since at least the 1850s. The popularity of hockey in that city helped the game grow through southern Ontario, and in 1890 the Ontario Hockey Association was formed. By that year, the game had also spread to western Canada where it found a particularly fevered following in Winnipeg. Having been home to a variety of outdoor stick and ice games since the early 1800s, Canada's east coast had its own hockey following as well. All of these different areas of interest would eventually be brought together in the quest for Lord Stanley's Cup.

Engraved with the name "Dominion Hockey Challenge Cup," Lord Stanley's trophy was first presented in 1893. It was awarded to the hockey club from the Montreal Amateur Athletic Association, who had won the league title in the Amateur Hockey Association which was recognized as the top league in Canada. But as Lord Stanley wanted his Cup to be truly representative of a national championship, he instructed his trustees, Philip Dansken Ross and Sheriff John Sweetland, to construct a set of terms that would allow teams from across the country to challenge for the trophy. The Stanley Cup, therefore, would not be the sole property of the AHA (or of any hockey league), but could be competed for by the senior champion of any recognized provincial association. However, once a team had won it, the Stanley Cup belonged to them until someone defeated them. Defeating them did not necessarily entail issuing a challenge, for the trustees determined that the Stanley Cup could also change hands within a given league. For example, when the Montreal Victorias unseated the AAA for the AHA championship in 1895 they automatically became holders of Stanley Cup. But in order for the Manitoba and NorthWest Hockey Association's Winnipeg Victorias to become champions in 1896, they had to issue a challenge to their Montreal counterparts. Once Winnipeg had won the Stanley Cup, it became property of them in the Manitoba league and when the Montreal Victorias successfully defended their AHA championship they had to challenge Winnipeg in order to win back the Stanley Cup.

Though the AHA was replaced by the Canadian Amateur Hockey League in 1899, the system of determining Stanley Cup winners that was devised in 1893 went on without a hitch until 1904 when the Ottawa Silver Seven threatened the status quo.

By defeating the defending champion Montreal AAA for the CAHL title in 1903, Ottawa had won the Stanley Cup, but trouble began the following season. On January 30, 1904, the Silver Seven were delayed en route to Montreal for a league game against the Victorias. As a result, the game was not yet over when the two teams agreed to leave the ice at midnight with Ottawa leading 4–1. CAHL officials refused to grant Ottawa the victory, and ordered that the game be replayed. The ensuing debate ended with the Silver Seven withdrawing from the league. CAHL officials hoped the Stanley Cup would then pass to their new league champion (Quebec), but the trustees ruled it would remain with Ottawa. Even though they were no longer a part of any established hockey league, the Silver Seven defeated the OHA champion Toronto Marlboros, then had a series with the Montreal Wanderers abandoned, due to a scheduling conflict, before defeating a team from Brandon, Manitoba that featured a young defenseman named Lester Patrick. Any further problems were resolved when the Silver Seven joined the Federal Amateur Hockey League in 1905. In 1906, the Ottawa club helped form the Eastern Canada Amateur Hockey Association (ECAHA), which replaced the CAHL as the top league in the country.

With a lineup that boasted future Hall of Famers Bouse Hutton, Harvey Pulford, Harry Westwick, Alf Smith, Billy Gilmour, and Frank McGee, the Silver Seven were the first legendary hockey team of the 20th century. Tough and talented, they remained Stanley Cup champions until finally relinquishing the trophy in 1906. During their championship run, the Silver Seven played off for the title ten times—far more than any other team during the Stanley Cup's challenge era.

From 1893 to 1906 the Winnipeg Victorias (1896 and 1901) were the only Stanley Cup winners from outside Montreal and Ottawa. In these early days of Stanley Cup competition, geography and climate played almost as important a role as skill in determining a champion. During this time period, the hockey season in leagues across Canada ran from January to early March—cold weather being a must in arenas that relied on natural ice. This being the case, a Stanley Cup challenge match might be scheduled in late December before the start of hockey season or in mid-March if weather still permitted, but the majority were scheduled in midseason during January and February. The Stanley Cup trustees could only accept as many challenges as time (i.e. the weather and regular-season schedules) would permit, and an arduous travel agenda didn't make an underdog's role any easier—as the Dawson City Nuggets discovered in 1905.

The most unusual challenge in Stanley Cup history was received by the trustees on September 9, 1904. Spearheaded by businessman and adventurer Joe Boyle, Dawson City's Stanley Cup bid was officially sanctioned on December 10. Originally scheduled to be completed by January 10, 1905, the start of the series was pushed back to January 13 in order to accommodate an election that had been called in the Yukon Territory. The

hockey players from Dawson City left town on December 18, 1904. Traveling 4,000 miles on foot and on dogsled, by bicycle, boat and train, they arrived in Ottawa just one day before the start of the series. On the road for almost an entire month, they were in understandably poor condition. After a 9–2 Ottawa victory in the opener, the series concluded with Dawson City being defeated 23–2 on January 16, 1905. Frank McGee scored 14 goals for the Silver Seven that evening.

Ottawa's run as Stanley Cup champions ended when the team lost the ECAHA title to the Montreal Wanderers in March 1906. By November of that year, the Wanderers and Ottawa played a key role in ushering in a new era in Stanley Cup history. At the ECAHA annual meeting prior to the upcoming 1907 season, the teams push through a resolution that allowed professional players to play alongside amateurs. The only stipulation was that teams would be required to declare which of their players were pros and which were amateurs, and that the status of these players would be published in the newspapers.

The issue of professionalism was a hot topic in Canada and around the sporting world during the late 19th century and into the 20th. Many people continued to cling to the British aristocratic tradition of sports for sports' sake, but the truth was that many hockey players had been paid to play almost from the beginning—though these payments were usually made in secret. The first openly professional hockey league was the International (Pro) Hockey League, which operated with teams in Pennsylvania, Michigan and northwestern Ontario from 1904 to 1907. Though the issue remained contentious, the Stanley Cup trustees (now P.D. Ross and William Foran) did not impose any moral judgements. If the top league in Canada voted to allow professionals to compete, then the Stanley Cup would be open to competition from professional teams. Once the decision was made, there was no turning back. In 1908, a new trophy (the Allan Cup) was introduced to recognize Canada's amateur champions. The Stanley Cup was now the emblem of professional hockey supremacy. Organizations like the Ontario Professional Hockey League and the Maritime Professional Hockey League would soon arise and send challengers to compete for the Stanley Cup.

In 1910, a new league emerged as the top hockey circuit in Canada. The National Hockey Association (forerunner of the NHL) introduced the Montreal Canadiens to the game during its inaugural season. In 1910–11 (the schedule was now beginning in December) the NHA changed the timing of hockey games from two 30-minute halves to three 20-minute periods. This year would also prove significant in that from this point on, all challenge matches for the Stanley Cup would take place at the conclusion of the regular season. Prior to the 1911–12 season, the NHA eliminated the position of rover and introduced the six-man game.

Yet another change was introduced to hockey for the 1911–12 season. The Pacific Coast Hockey Association was formed by Frank and Lester Patrick. In addition to running the league, Frank would serve as a player, coach, general manager, and owner of the PCHA's Vancouver Millionaires. Lester held the same duties with the Victoria Aristocrats. (It was hoped the monied monikers would lend the league a touch of class.)

Using proceeds from the sale of their father's British Columbia lumber business, the Patrick brothers built Canada's first artificial ice rinks in Vancouver and Victoria in order to

overcome the west coast's non-hockey climate. Using their hockey connections in the east, they raided talent from NHA rosters to stock their teams, as well as the PCHA's third franchise in New Westminster. Notable names like Newsy Lalonde, Tommy Dunderdale, and Moose Johnson (Hockey Hall of Famers all) went west that first season, though the man who would give the PCHA the credibility it needed (as he had previously done for the NHA) did not come on board until the league's second season. Fred "Cyclone" Taylor was signed by the Vancouver Millionaires in 1912–13.

The Patricks were innovators, and while it was the NHA that would one day become the NHL it was the PCHA that truly modernized hockey. Though Frank and Lester stubbornly maintained the position of rover, they also painted blue lines on the ice to divide the playing surface into zones, legalized forward passing, and permitted goaltenders to leave their feet. In all, some 20 rules proposed by Frank Patrick would eventually find their way into NHL rule books.

Meanwhile, since its inception in 1910, no team from a rival league had been able to defeat the NHA's champion for the Stanley Cup. As such, the Stanley Cup was passed from the Montreal Wanderers in 1910 to the Ottawa Senators in 1911, to the Quebec Bulldogs in 1912 as the NHA found itself with a new league leader for three straight years. Quebec repeated as champions in 1913. In the late summer of that year, the NHA and the PCHA reached an agreement that would see (among other things) the champions of each league meet in an annual postseason series. The host city would alternate yearly between east and west, with the two league's differing sets of rules to be switched game by game. In March of 1914, the Victoria Aristocrats travelled to Toronto to take on the NHA champion Blueshirts. Though there was reported to be some difficulty with the trustees at first, P.D. Ross and William Foran soon agreed that this annual playoff should be used to determine the Stanley Cup champion. The days of the challenge era were over.

Another significant development in Stanley Cup history took place in 1914. The PCHA's New Westminster Royals franchise left British Columbia for Oregon, where it became the Portland Rosebuds for the 1914–15 season. (Portland is known as "The Rose City.") By admitting an American city into a league that competed for the Stanley Cup, PCHA president Frank Patrick created the possibility that a United States-based team might one day play for a trophy that had previously been emblematic of Canadian supremacy. In December of 1915, the trustees formally announced that they were agreeable to this situation. The Rosebuds won the PCHA title in 1916, but they lost the Stanley Cup Final to the Montreal Canadiens, who won for the first time in franchise history. One year later, the Seattle Metropolitans beat the Canadiens in the NHA-PCHA "World Series" and the Stanley Cup headed south of the border.

Just 25 years after it had been presented, the Stanley Cup was no longer a challenge trophy, nor was it held by the champion team of the Dominion of Canada. These had been the preliminary conditions laid down by Lord Stanley. However, one of the original conditions had also provided that the Cup would be held or awarded by the trustees as they saw fit. By changing with the times, the trustees ensured that the Stanley Cup would always be the top prize in hockey.

CHAPTER 5

Single-Year Playoff Scoring Leaders, 1918-2011

Season	Player, Team	GP	G	A	Pts	Season	Player, Team	GP	G	A	Pts	Season	Player, Team	GP	G	A	Pts	
2010-11	David Krejci, Boston	25	12	11	23	1976-77	Guy Lafleur, Montreal	14	9	17	26	1945-46	Elmer Lach, Montreal	9	5	12	17	
2009-10	Danny Briere, Philadelphia	23	12	18	30	1975-76	Reggie Leach, Philadelphia	16	19	5	24	1944-45	Joe Carveth, Detroit	14	5	6	11	
2008-09	Evgeni Malkin, Pittsburgh	24	14	22	36	1974-75	Rick MacLeish, Philadelphia	17	11	9	20	1943-44	Toe Blake, Montreal	9	7	11	18	
2007-08	Henrik Zetterberg, Detroit	22	13	14	27	1973-74	Rick MacLeish, Philadelphia	17	13	9	22	1942-43	Carl Liscombe, Detroit	10	6	8	14	
	Sidney Crosby, Pittsburgh	20	6	21	27	1972-73	Yvan Cournoyer, Montreal	17	15	10	25	1941-42	Don Grosso, Detroit	12	8	6	14	
2006-07	Daniel Alfredsson, Ottawa	20	14	8	22	1971-72	Phil Esposito, Boston	15	9	15	24	1940-41	Milt Schmidt, Boston	11	5	6	11	
	Dany Heatley, Ottawa	20	7	15	22		Bobby Orr, Boston	15	5	19	24	1939-40	Phil Watson, NY Rangers	12	3	6	9	
	Jason Spezza, Ottawa	20	7	15	22	1970-71	Frank Mahovlich, Montreal	20	14	13	27		Neil Colville, NY Rangers	12	2	7	9	
2005-06	Eric Staal, Carolina	25	9	19	28	1969-70	Phil Esposito, Boston	14	13	14	27	1938-39	Bill Cowley, Boston	12	3	11	14	
2004-05	1968-69	Phil Esposito, Boston	10	8	10	18	1937-38	Johnny Gottselig, Chicago	10	5	3	8	
2003-04	Brad Richards, Tampa Bay	23	12	14	26	1967-68	Bill Goldsworthy, Minnesota	14	8	7	15	1936-37	Marty Barry, Detroit	10	4	7	11	
2002-03	Jamie Langenbrunner, N.J.	24	11	7	18	1966-67	Jim Pappin, Toronto	12	7	8	15	1935-36	Buzz Boll, Toronto	9	7	3	10	
	Scott Niedermayer, New Jersey	24	2	16	18	1965-66	Norm Ullman, Detroit	12	6	9	15	1934-35	Baldy Northcott, Mtl. Maroons	7	4	1	5	
2001-02	Peter Forsberg, Colorado	20	9	18	27	1964-65	Bobby Hull, Chicago	14	10	7	17		Busher Jackson, Toronto	7	3	2	5	
2000-01	Joe Sakic, Colorado	21	13	13	26	1963-64	Gordie Howe, Detroit	14	9	10	19		Cy Wentworth, Mtl. Maroons	7	3	2	5	
1999-00	Brett Hull, Dallas	23	11	13	24	1962-63	Gordie Howe, Detroit	11	7	9	16		Charlie Conacher, Toronto	7	1	4	5	
1998-99	Peter Forsberg, Colorado	19	8	16	24		Norm Ullman, Detroit	11	4	12	16	1933-34	Larry Aurie, Detroit	9	3	7	10	
1997-98	Steve Yzerman, Detroit	22	6	18	24	1961-62	Stan Mikita, Chicago	12	6	15	21	1932-33	Cecil Dillon, NY Rangers	8	8	2	10	
1996-97	Eric Lindros, Philadelphia	19	12	14	26	1960-61	Gordie Howe, Detroit	11	4	11	15	1931-32	Frank Boucher, NY Rangers	7	3	6	9	
1995-96	Joe Sakic, Colorado	22	18	16	34		Pierre Pilote, Chicago	12	3	12	15	1930-31	Cooney Weiland, Boston	5	6	3	9	
1994-95	Sergei Fedorov, Detroit	17	7	17	24	1959-60	Henri Richard, Montreal	8	3	9	12	1929-30	Marty Barry, Boston	6	3	3	6	
1993-94	Brian Leetch, NY Rangers	23	11	23	34		Bernie Geoffrion, Montreal	8	2	10	12		Cooney Weiland, Boston	6	1	5	6	
1992-93	Wayne Gretzky, Los Angeles	24	15	25	40	1958-59	Dickie Moore, Montreal	11	5	12	17	1928-29	Andy Blair, Toronto	4	3	0	3	
1991-92	Mario Lemieux, Pittsburgh	15	16	18	34	1957-58	Fleming MacKell, Boston	12	5	14	19		Butch Keeling, NY Rangers	6	3	0	3	
1990-91	Mario Lemieux, Pittsburgh	23	16	28	44	1956-57	Bernie Geoffrion, Montreal	11	11	7	18		Ace Bailey, Toronto	4	1	2	3	
1989-90	Craig Simpson, Edmonton	22	16	15	31	1955-56	Jean Beliveau, Montreal	10	12	7	19	1927-28	Frank Boucher, NY Rangers	9	7	3	10	
	Mark Messier, Edmonton	22	9	22	31	1954-55	Gordie Howe, Detroit	11	9	11	20	1926-27	Harry Oliver, Boston	8	4	2	6	
1988-89	Al MacInnis, Calgary	22	7	24	31	1953-54	Dickie Moore, Montreal	11	5	8	13		Percy Galbraith, Boston	8	3	3	6	
1987-88	Wayne Gretzky, Edmonton	19	12	31	43	1952-53	Ed Sandford, Boston	11	8	3	11	1925-26	Nels Stewart, Mtl. Maroons	8	6	3	9	
1986-87	Wayne Gretzky, Edmonton	21	5	29	34	1951-52	Ted Lindsay, Detroit	8	5	2	7	1924-25	Howie Morenz, Montreal	6	7	1	8	
1985-86	Doug Gilmour, St. Louis	19	9	12	21		Floyd Curry, Montreal	11	4	3	7	1923-24	Howie Morenz, Montreal	6	7	3	10	
	Bernie Federko, St. Louis	19	7	14	21		Gordie Howe, Detroit	8	2	5	7	1922-23	Punch Broadbent, Ottawa	8	6	1	7	
1984-85	Wayne Gretzky, Edmonton	18	17	30	47		Metro Prystai, Detroit	8	2	5	7	1921-22	Babe Dye, Toronto	7	11	1	12	
1983-84	Wayne Gretzky, Edmonton	19	13	22	35	1950-51	Maurice Richard, Montreal	11	9	4	13	1920-21	Cy Denneny, Ottawa	7	4	2	6	
1982-83	Wayne Gretzky, Edmonton	16	12	26	38		Max Bentley, Toronto	11	2	11	13	1919-20	Frank Nighbor, Ottawa	5	6	1	7	
1981-82	Bryan Trottier, NY Islanders	19	6	23	29	1949-50	Pentti Lund, NY Rangers	12	6	5	11		Jack Darragh, Ottawa	5	5	2	7	
1980-81	Mike Bossy, NY Islanders	18	17	18	35	1948-49	Gordie Howe, Detroit	11	8	3	11	1918-19	Newsy Lalonde, Montreal	10	17	2	19	
1979-80	Bryan Trottier, NY Islanders	21	12	17	29	1947-48	Ted Kennedy, Toronto	9	8	6	14	1917-18	Alf Skinner, Toronto	7	8	3	11	
1978-79	Jacques Lemaire, Montreal	16	11	12	23	1946-47	Maurice Richard, Montreal	10	6	5	11							
	Guy Lafleur, Montreal	16	10	13	23													
1977-78	Guy Lafleur, Montreal	15	10	11	21													
	Larry Robinson, Montreal	15	4	17	21													

CHAPTER 6

Career Playoff Scoring Leaders, 1918-2011

All-Time Playoff Goal Leaders since 1918

(45 or more goals)

Player	Teams	Yrs.	GP	G
Wayne Gretzky	Edm., L.A., St.L., NYR	16	208	122
Mark Messier	Edm., NYR, Van.	17	236	109
Jari Kurri	Edm., L.A., NYR, Ana., Col.	15	200	106
Brett Hull	Cgy., St.L., Dal., Det., Phx.	19	202	103
Glenn Anderson	Edm., Tor., NYR, St.L.	15	225	93
Mike Bossy	NYI	10	129	85
Joe Sakic	Que., Col.	13	172	84
Maurice Richard	Mtl.	15	133	82
Claude Lemieux	Mtl., N.J., Col., Phx., Dal., S.J.	18	234	80
Jean Beliveau	Mtl.	17	162	79
* Jaromir Jagr	Pit., Wsh., NYR	15	169	77
Mario Lemieux	Pit.	8	107	76
Dino Ciccarelli	Min., Wsh., Det., T.B., Fla.	14	141	73
Esa Tikkanen	Edm., NYR, St.L., N.J., Van., Fla., Wsh.	13	186	72
Bryan Trottier	NYI, Pit.	17	221	71
Steve Yzerman	Det.	20	196	70
Gordie Howe	Det., Hfd.	20	157	68
Joe Nieuwendyk	Cgy., Dal., N.J., Tor., Fla.	16	158	66
Denis Savard	Chi., Mtl., T.B.	16	169	66
Yvan Cournoyer	Mtl.	12	147	64
Peter Forsberg	Que., Col., Phi., Nsh.	13	151	64
Brian Propp	Phi., Bos., Min., Hfd.	13	160	64
Bobby Smith	Min., Mtl.	13	184	64
Bobby Hull	Chi., Wpg., Hfd.	14	119	62
Phil Esposito	Chi., Bos., NYR	15	130	61
Jacques Lemaire	Mtl.	11	145	61
Mark Recchi	Pit., Phi., Mtl., Car., Atl., T.B., Bos.	14	189	61
Joe Mullen	St.L., Cgy., Pit., Bos.	15	143	60
Doug Gilmour	St.L., Cgy., Tor., N.J., Chi., Buf., Mtl.	17	182	60
Brendan Shanahan	N.J., St.L., Hfd., Det., NYR	19	184	60
Stan Mikita	Chi.	18	155	59
Paul Coffey	Edm., Pit., L.A., Det., Hfd., Phi., Chi., Car., Bos.	16	194	59
Guy Lafleur	Mtl., NYR, Que.	14	128	58
Bernie Geoffrion	Mtl., NYR	16	132	58
Luc Robitaille	L.A., Pit., NYR, Det.	15	159	58
Mike Modano	Min., Dal., Det.	16	176	58
Cam Neely	Van., Bos.	9	93	57
Steve Larmer	Chi., NYR	13	140	56
Denis Potvin	NYI	14	185	56
Rick MacLeish	Phi., Hfd., Pit., Det.	11	114	54
Steve Thomas	Tor., Chi., NYI, N.J., Ana., Det.	16	174	54
* Nicklas Lidstrom	Det.	18	258	54
Bill Barber	Phi.	11	129	53
Stephane Richer	Mtl., N.J., T.B., St.L., Pit.	13	134	53
Jeremy Roenick	Chi., Phx., Phi., L.A., S.J.	17	154	53
* Patrick Marleau	S.J.	11	124	52
Rick Tocchet	Phi., Pit., L.A., Bos., Wsh., Phx.	13	145	52
Sergei Fedorov	Det., Ana., CBJ, Wsh.	15	183	52
Frank Mahovlich	Tor., Det., Mtl.	14	137	51
Brian Bellows	Min., Mtl., T.B., Ana., Wsh.	13	143	51
Rod Brind'Amour	St.L., Phi., Car.	12	159	51
Steve Shutt	Mtl., L.A.	12	99	50
* Henrik Zetterberg	Det.	7	104	49
Henri Richard	Mtl.	18	180	49
Reggie Leach	Bos., Cal., Phi., Det.	8	94	47
Ted Lindsay	Det., Chi.	16	133	47
* Chris Drury	Col., Cgy., Buf., NYR	9	135	47
Clark Gillies	NYI, Buf.	13	164	47
Kevin Stevens	Pit., Bos., L.A., NYR, Phi.	7	103	46
Dieke Moore	Mtl., Tor., St.L.	14	135	46
Ron Francis	Hfd., Pit., Car., Tor.	17	171	46
* Daniel Alfredsson	Ott.	11	107	45
Rick Middleton	NYR, Bos.	12	114	45
* Alex Kovalev	NYR, Pit., Mtl., Ott.	11	123	45
* Tomas Holmstrom	Det.	13	175	45

* Active

All-Time Playoff Assist Leaders since 1918

(65 or more assists)

Player	Teams	Yrs.	GP	A
Wayne Gretzky	Edm., L.A., St.L., NYR	16	208	260
Mark Messier	Edm., NYR, Van.	17	236	186
Raymond Bourque	Bos., Col.	21	214	139
Paul Coffey	Edm., Pit., L.A., Det., Hfd., Phi., Chi., Car., Bos.	16	194	137
* Nicklas Lidstrom	Det.	18	258	129
Doug Gilmour	St.L., Cgy., Tor., N.J., Chi., Buf., Mtl.	17	182	128
Jari Kurri	Edm., L.A., NYR, Ana., Col.	15	200	127
Sergei Fedorov	Det., Ana., CBJ, Wsh.	15	183	124
Al MacInnis	Cgy., St.L.	19	177	121
Glenn Anderson	Edm., Tor., NYR, St.L.	15	225	121
Larry Robinson	Mtl., L.A.	20	227	116
Steve Yzerman	Det.	20	196	115
Larry Murphy	L.A., Wsh., Min., Pit., Tor., Det.	20	215	115
Adam Oates	Det., St.L., Bos., Wsh., Phi., Ana., Edm.	15	163	114
Bryan Trottier	NYI, Pit.	17	221	113
Chris Chelios	Mtl., Chi., Det., Atl.	24	266	113
Denis Savard	Chi., Mtl., T.B.	16	169	109
Denis Potvin	NYI	14	185	108
Peter Forsberg	Que., Col., Phi., Nsh.	13	151	107
* Jaromir Jagr	Pit., Wsh., NYR	15	169	104
Joe Sakic	Que., Col.	13	172	104
Jean Beliveau	Mtl.	17	162	97
Ron Francis	Hfd., Pit., Car., Tor.	17	171	97
Mario Lemieux	Pit.	8	107	96
Bobby Smith	Min., Mtl.	13	184	96
* Chris Pronger	Hfd., St.L., Edm., Ana., Phi.	14	173	95
Sergei Zubov	NYR, Pit., Dal.	13	164	93
Gordie Howe	Det., Hfd.	20	157	92
Scott Stevens	Wsh., St.L., N.J.	20	233	92
Stan Mikita	Chi.	18	155	91
Brad Park	NYR, Bos., Det.	17	161	90
Mike Modano	Min., Dal., Det.	16	176	88
Brett Hull	Cgy., St.L., Dal., Det., Phx.	19	202	87
Craig Janney	Bos., St.L., S.J., Wpg., Phx., T.B., NYI	11	120	86
Mark Recchi	Pit., Phi., Mtl., Car., Atl., T.B., Bos.	14	189	86
Brian Propp	Phi., Bos., Min., Hfd.	13	160	84
Henri Richard	Mtl.	18	180	80
Jacques Lemaire	Mtl.	11	145	78
Claude Lemieux	Mtl., N.J., Col., Phx., Dal., S.J.	18	234	78
Ken Linseman	Phi., Edm., Bos., Tor.	11	113	77
Bobby Clarke	Phi.	13	136	77
* Patrik Elias	N.J.	12	138	77
Guy Lafleur	Mtl., NYR, Que.	14	128	76
Phil Esposito	Chi., Bos., NYR	15	130	76
Dale Hunter	Que., Wsh., Col.	18	186	76
Mike Bossy	NYI	10	129	75
Steve Larmer	Chi., NYR	13	140	75
John Tonelli	NYI, Cgy., L.A., Chi., Que.	13	172	75
Brendan Shanahan	N.J., St.L., Hfd., Det., NYR	19	184	74
Scott Niedermayer	N.J., Ana.	15	202	73
Peter Stastny	Que., N.J., St.L.	12	93	72
Bernie Nicholls	L.A., NYR, Edm., N.J., Chi., S.J.	13	118	72
Brian Bellows	Min., Mtl., T.B., Ana., Wsh.	13	143	71
Brian Rafalski	N.J., Det.	10	165	71
Gilbert Perreault	Buf.	11	90	70
* Scott Gomez	N.J., NYR, Mtl.	9	140	70
Geoff Courtnall	Bos., Edm., Wsh., St.L., Van.	15	156	70
Brian Leetch	NYR, Tor., Bos.	8	95	69
Dale Hawerchuk	Wpg., Buf., St.L., Phi.	15	97	69
Alex Delvecchio	Det.	14	121	69
Jeremy Roenick	Chi., Phx., Phi., L.A., S.J.	17	154	69
Luc Robitaille	L.A., Pit., NYR, Det.	15	159	69
Bobby Hull	Chi., Wpg., Hfd.	14	119	67
Sandis Ozolinsh	S.J., Col., Car., Fla., Ana., NYR	10	137	67
Frank Mahovlich	Tor., Det., Mtl.	14	137	67
Igor Larionov	Van., S.J., Det., Fla., N.J.	13	150	67
Bobby Orr	Bos., Chi.	8	74	66
Bernie Federko	St.L., Det.	11	91	66
Jean Ratelle	NYR, Bos.	15	123	66
Charlie Huddy	Edm., L.A., Buf., St.L.	14	183	66
Trevor Linden	Van., NYI, Mtl., Wsh.	12	124	65

All-Time Playoff Point Leaders since 1918

(115 or more points)

Player	Teams	Yrs.	GP	G	A	Pts.
Wayne Gretzky	Edm., L.A., St.L., NYR	16	208	122	260	382
Mark Messier	Edm., NYR, Van.	17	236	109	186	295
Jari Kurri	Edm., L.A., NYR, Ana., Col.	15	200	106	127	233
Glenn Anderson	Edm., Tor., NYR, St.L.	15	225	93	121	214
Paul Coffey	Edm., Pit., L.A., Det., Hfd., Phi., Chi., Car., Bos.	16	194	59	137	196
Brett Hull	Cgy., St.L., Dal., Det., Phx.	19	202	103	87	190
Joe Sakic	Que., Col.	13	172	84	104	188
Doug Gilmour	St.L., Cgy., Tor., N.J., Chi., Buf., Mtl.	17	182	60	128	188
Steve Yzerman	Det.	20	196	70	115	185
Bryan Trottier	NYI, Pit.	17	221	71	113	184
* Nicklas Lidstrom	Det.	18	258	54	129	183
* Jaromir Jagr	Pit., Wsh., NYR	15	169	77	104	181
Raymond Bourque	Bos., Col.	21	214	41	139	180
Jean Beliveau	Mtl.	17	162	79	97	176
Sergei Fedorov	Det., Ana., CBJ, Wsh.	15	183	52	124	176
Denis Savard	Chi., Mtl., T.B.	16	169	66	109	175
Mario Lemieux	Pit.	8	107	76	96	172
Peter Forsberg	Que., Col., Phi., Nsh.	13	151	64	107	171
Denis Potvin	NYI	14	185	56	108	164
Mike Bossy	NYI	10	129	85	75	160
Gordie Howe	Det., Hfd.	20	157	68	92	160
Al MacInnis	Cgy., St.L.	19	177	39	121	160
Bobby Smith	Min., Mtl.	13	184	64	96	160
Claude Lemieux	Mtl., N.J., Col., Phx., Dal., S.J.	18	234	80	78	158
Adam Oates	Det., St.L., Bos., Wsh., Phx., Ana., Edm.	15	163	42	114	156
Larry Murphy	L.A., Wsh., Min., Pit., Tor., Det.	20	215	37	115	152
Stan Mikita	Chi.	18	155	59	91	150
Brian Propp	Phi., Bos., Min., Hfd.	13	160	64	84	148
Mark Recchi	Pit., Phi., Mtl., Car., Atl., T.B., Bos.	14	189	61	86	147
Mike Modano	Min., Dal., Det.	16	176	58	88	146
Larry Robinson	Mtl., L.A.	20	227	28	116	144
Chris Chelios	Mtl., Chi., Det., Atl.	24	266	31	113	144
Ron Francis	Hfd., Pit., Car., Tor.	17	171	46	97	143
Jacques Lemaire	Mtl.	11	145	61	78	139
Phil Esposito	Chi., Bos., NYR	15	130	61	76	137
Guy Lafleur	Mtl., NYR, Que.	14	128	58	76	134
Brendan Shanahan	N.J., St.L., Hfd., Det., NYR	19	184	60	74	134
Esa Tikkanen	Edm., NYR, St.L., N.J., Van., Fla., Wsh.	13	186	72	60	132
Steve Larmer	Chi., NYR	13	140	56	75	131
Bobby Hull	Chi., Wpg., Hfd.	14	119	62	67	129
Henri Richard	Mtl.	18	180	49	80	129
Yvan Cournoyer	Mtl.	12	147	64	63	127
Luc Robitaille	L.A., Pit., NYR, Det.	15	159	58	69	127
Maurice Richard	Mtl.	15	133	82	44	126
Brad Park	NYR, Bos., Det.	17	161	35	90	125
Brian Bellows	Min., Mtl., T.B., Ana., Wsh.	13	143	51	71	122
Jeremy Roenick	Chi., Phx., Phi., L.A., S.J.	17	154	53	69	122
* Chris Pronger	Hfd., St.L., Edm., Ana., Phi.	14	173	26	95	121
Ken Linseman	Phi., Edm., Bos., Tor.	11	113	43	77	120
Bobby Clarke	Phi.	13	136	42	77	119
Bernie Geoffrion	Mtl., NYR	16	132	58	60	118
Frank Mahovlich	Tor., Det., Mtl.	14	137	51	67	118
Dino Ciccarelli	Min., Wsh., Det., T.B., Fla.	14	141	73	45	118
Dale Hunter	Que., Wsh., Col.	18	186	42	76	118
Scott Stevens	Wsh., St.L., N.J.	20	233	26	92	118
* Patrik Elias	N.J.	12	138	40	77	117
Sergei Zubov	NYR, Pit., Dal.	13	164	24	93	117
Joe Nieuwendyk	Cgy., Dal., N.J., Tor., Fla.	16	158	66	50	116
John Tonelli	NYI, Cgy., L.A., Chi., Que.	13	172	40	75	115

Stanley Cup Notebook

First-Game Winners Hold Decisive Edge in Stanley Cup Final

Since the NHL implemented the best-of-seven Stanley Cup Championship format in 1939, the following winning trends have developed:

- Teams winning Game One have won the Cup 55 of 72 times (76.4%).
- Teams winning both Games One and Two have won the Cup 42 of 47 times (89.4%).
- Teams winning Games One, Two and Three have won the Cup 24 of 25 times (96%).
- Teams winning Game Three after splitting the first two games have won the Cup 21 of 25 times (84%).
- Teams holding a 2-1 series lead have won the Cup 39 of 47 times (83.0%).
- Teams winning Game Five after splitting the first four games have won the Cup 15 of 22 times (68.2%).
- Teams holding a 3-2 series lead have won the Cup 27 of 35 times (77.1%).

Sub-.500 Teams in Stanley Cup Final

Fifteen teams have advanced to the Stanley Cup Final after posting regular-season records below the .500 mark.

The complete list follows with Cup winners shown in bold.

Year	Team	Regular-Season Record	Win. %
1991	Minnesota North Stars	27-39-14	.425
1982	Vancouver Canucks	30-33-17	.481
1968	St. Louis Blues	27-31-16	.473
1961	Detroit Red Wings	25-29-16	.471
1959	Toronto Maple Leafs	27-32-11	.464
1958	Boston Bruins	27-28-15	.493
1953	Boston Bruins	28-29-13	.493
1951	Montreal Canadiens	25-30-15	.464
1950	New York Rangers	28-31-11	.479
1949	Toronto Maple Leafs	22-25-13	.475
1944	Chicago Black Hawks	22-23-5	.490
1942	Detroit Red Wings	19-25-4	.438
1939	Toronto Maple Leafs	19-20-9	.490
1938	Chicago Black Hawks	14-25-9	.385
1937	New York Rangers	19-20-9	.490

CHAPTER 7

Year-By-Year Highlights, Scores, and Rosters

NOTE: Numbers in square brackets, e.g. [8], indicate playoff seeding beginning in 1994. Seeding numbers are found beside team names in Game One of each series.

2011

Backstopped by a historic goaltending performance from Conn Smythe Trophy winner Tim Thomas, the Boston Bruins captured their sixth Stanley Cup since joining the NHL in 1924-25 and their first championship since 1972. They had lost each of their past five Final series, in 1974 (to Philadelphia), 1977 and 1978 (to Montreal) and 1988 and 1990 (to Edmonton).

The Bruins' Cup-winning path was an arduous one: they set a playoff record by winning three Game 7s, eliminating the Montreal Canadiens and Tampa Bay Lightning on home ice in the Eastern Conference Quarterfinals and Final, respectively, and the Vancouver Canucks on the west coast in the Stanley Cup Final. The Bruins won a pair of series they trailed 2-0 (to Montreal and Vancouver), becoming the second Cup-winning club to accomplish the feat, and were just the fourth team in playoff history to win Game 7 of the Stanley Cup Final on the road.

For Thomas, his playoff heroics capped a superlative bounceback year after undergoing off-season hip surgery. The Bruins' only goaltender during their Cup-winning run, Thomas finished the playoffs with a 16-9 record, 1.98 goals-against average, .940 save percentage and four shutouts. He set NHL records for most saves in one playoff year (798) and in a Stanley Cup Final (238). The Flint, Michigan native was the second U.S.-born player to take Conn Smythe honors as playoff MVP, joining New York Rangers defenseman Brian Leetch in 1994, and, at 37 years of age, became the oldest Conn Smythe recipient.

CONN SMYTHE TROPHY

Tim Thomas - Goaltender - Boston Bruins

CONFERENCE QUARTER-FINALS

Apr. 13	NY Rangers [8]	1	at	Washington [1]	2 OT
Apr. 15	NY Rangers	0	at	Washington	2
Apr. 17	Washington	2	at	NY Rangers	3
Apr. 20	Washington	4	at	NY Rangers	3 OT
Apr. 23	NY Rangers	1	at	Washington	3

Washington won best-of-seven series 4-1

Apr. 14	Buffalo [7]	1	at	Philadelphia [2]	0
Apr. 16	Buffalo	4	at	Philadelphia	5
Apr. 18	Philadelphia	4	at	Buffalo	2
Apr. 20	Philadelphia	0	at	Buffalo	1
Apr. 22	Buffalo	4	at	Philadelphia	3 OT
Apr. 24	Philadelphia	5	at	Buffalo	4 OT
Apr. 26	Buffalo	2	at	Philadelphia	5

Philadelphia won best-of-seven series 4-3

Apr. 14	Montreal [6]	2	at	Boston [3]	0
Apr. 16	Montreal	3	at	Boston	1
Apr. 18	Boston	4	at	Montreal	2
Apr. 21	Boston	5	at	Montreal	4 OT
Apr. 23	Montreal	1	at	Boston	2 OT
Apr. 26	Boston	1	at	Montreal	2
Apr. 27	Montreal	3	at	Boston	4 OT

Boston won best-of-seven series 4-3

Apr. 13	Tampa Bay [5]	0	at	Pittsburgh [4]	3
Apr. 15	Tampa Bay	5	at	Pittsburgh	1
Apr. 18	Pittsburgh	3	at	Tampa Bay	2
Apr. 20	Pittsburgh	3	at	Tampa Bay	2 OT
Apr. 23	Tampa Bay	8	at	Pittsburgh	2
Apr. 25	Pittsburgh	2	at	Tampa Bay	4

Apr. 27	Tampa Bay	1	at	Pittsburgh	0
---------	-----------	---	----	------------	---

Tampa Bay won best-of-seven series 4-3

Apr. 13	Chicago [8]	0	at	Vancouver [1]	2
Apr. 15	Chicago	3	at	Vancouver	4
Apr. 17	Vancouver	3	at	Chicago	2
Apr. 19	Vancouver	2	at	Chicago	7
Apr. 21	Chicago	5	at	Vancouver	0
Apr. 24	Vancouver	3	at	Chicago	4 OT
Apr. 26	Chicago	1	at	Vancouver	2 OT

Vancouver won best-of-seven series 4-3

Apr. 14	Los Angeles [7]	2	at	San Jose [2]	3 OT
Apr. 16	Los Angeles	4	at	San Jose	0
Apr. 19	San Jose	6	at	Los Angeles	5 OT
Apr. 21	San Jose	6	at	Los Angeles	3
Apr. 23	Los Angeles	3	at	San Jose	1
Apr. 25	San Jose	4	at	Los Angeles	3 OT

San Jose won best-of-seven series 4-2

Apr. 13	Phoenix [6]	2	at	Detroit [3]	4
Apr. 16	Phoenix	3	at	Detroit	4
Apr. 18	Detroit	4	at	Phoenix	2
Apr. 20	Detroit	6	at	Phoenix	3

Detroit won best-of-seven series 4-0

Apr. 13	Nashville [5]	4	at	Anaheim [4]	1
Apr. 15	Nashville	3	at	Anaheim	5
Apr. 17	Anaheim	3	at	Nashville	4
Apr. 20	Anaheim	6	at	Nashville	3
Apr. 22	Nashville	4	at	Anaheim	3 OT
Apr. 24	Anaheim	2	at	Nashville	4

Nashville won best-of-seven series 4-2

CONFERENCE SEMI-FINALS

Apr. 29	Tampa Bay [5]	4	at	Washington [1]	2
May 1	Tampa Bay	3	at	Washington	2 OT
May 3	Washington	3	at	Tampa Bay	4
May 4	Washington	3	at	Tampa Bay	5

Tampa Bay won best-of-seven series 4-0

Apr. 30	Boston [3]	7	at	Philadelphia [2]	3
May 2	Boston	3	at	Philadelphia	2 OT
May 4	Philadelphia	1	at	Boston	5
May 6	Philadelphia	1	at	Boston	5

Boston won best-of-seven series 4-0

Apr. 28	Nashville [5]	0	at	Vancouver [1]	1
Apr. 30	Nashville	2	at	Vancouver	1 OT
May 3	Vancouver	3	at	Nashville	2 OT
May 5	Vancouver	4	at	Nashville	2
May 7	Nashville	4	at	Vancouver	3
May 9	Vancouver	2	at	Nashville	1

Vancouver won best-of-seven series 4-2

Apr. 29	Detroit [3]	1	at	San Jose [2]	2 OT
May 1	Detroit	1	at	San Jose	2
May 4	San Jose	4	at	Detroit	3 OT
May 6	San Jose	3	at	Detroit	4
May 8	Detroit	4	at	San Jose	3
May 10	San Jose	1	at	Detroit	3
May 12	Detroit	2	at	San Jose	3

San Jose won best-of-seven series 4-3

CONFERENCE FINALS

May 14	Tampa Bay [5]	5	at	Boston [3]	2
May 17	Tampa Bay	5	at	Boston	6
May 19	Boston	2	at	Tampa Bay	0
May 21	Boston	3	at	Tampa Bay	5
May 23	Tampa Bay	1	at	Boston	3
May 25	Boston	4	at	Tampa Bay	5
May 27	Tampa Bay	0	at	Boston	1

Boston won best-of-seven series 4-3

May 15	San Jose [2]	2	at	Vancouver [1]	3
May 18	San Jose	3	at	Vancouver	7
May 20	Vancouver	3	at	San Jose	4

May 22	Vancouver	4	at	San Jose	2
May 24	San Jose	2	at	Vancouver	3 OT

Vancouver won best-of-seven series 4-1

FINAL

June 1	Boston [3]	0	at	Vancouver [1]	1
June 4	Boston	2	at	Vancouver	3 OT
June 6	Vancouver	1	at	Boston	8
June 8	Vancouver	0	at	Boston	4
June 10	Boston	0	at	Vancouver	1
June 13	Vancouver	2	at	Boston	5
June 15	Boston	4	at	Vancouver	0

Boston won best-of-seven series 4-3

2010-11 — Boston Bruins — Zdeno Chara (Captain), Patrice Bergeron, Johnny Boychuk, Gregory Campbell, Andrew Ference, Nathan Horton, Tomas Kaberle, Chris Kelly, David Krejci, Milan Lucic, Brad Marchand, Adam McQuaid, Daniel Paille, Rich Peverley, Tuukka Rask, Mark Recchi, Michael Ryder, Marc Savard, Tyler Seguin, Dennis Seidenberg, Tim Thomas, Shawn Thornton, Jeremy and Margaret Jacobs, Charlie Jacobs, Louis Jacobs, Jerry Jacobs Jr. (Ownership), Cam Neely (President), Peter Chiarelli (General Manager), Jim Benning, Don Sweeney (Assistant General Managers), Claude Julien (Head Coach), Doug Jarvis, Geoff Ward, Doug Houda (Assistant Coaches), Bob Essensa (Goaltending Coach), Harry Sinden (Senior Advisor), John Bucyk (Team Road Service Coordinator), Scott Bradley (Director of Player Personnel), Wayne Smith (Director of Amateur Scouting), John Weisbrod (Director of Collegiate Scouting), Adam Creighton, Tom McVie (Scouts), Dale Hamilton-Powers (Director of Administration), Matt Chmura (Director of Communications), Ryan Nadeau (Manager of Hockey Administration), Don DeNegro (Athletic Trainer), John Whitesides (Strength and Conditioning Coach), Keith Robinson (Equipment Manager), Derek Repucci (Assistant Trainer and Massage Therapist), Jim "Beets" Johnson (Assistant Equipment Manager), Scott Waugh (Physical Therapist).

2010

With an offense led by Jonathan Toews and Patrick Kane and a defense boasting Duncan Keith and Brent Seabrook, the Chicago Blackhawks capped off a tremendous turnaround that saw them go from a team that had missed the playoffs nine times in ten seasons through 2007-08 to a Stanley Cup championship in 2010. It was Chicago's first title since 1961.

The Blackhawks set club records with 52 wins and 112 points in 2009-10 and won their first divisional title since the 1992-93 season. Patrick Kane, who'd been picked first overall in the 2007 Entry Draft, led the team with 30 goals and 58 assists to finish ninth in the NHL scoring race. He would score the Stanley Cup-winning goal in overtime in game six of the Finals, though it was Jonathan Toews (picked third overall in 2006) who won the Conn Smythe Trophy after leading the playoffs with 22 assists in 22 games and playing a solid two-way game.

Chicago opened the playoffs with a loss to Nashville before rallying to beat the Predators in six games. In the second round, they eliminated the Canucks in six games for the second year in a

row. Chicago then swept San Jose in the Western Conference Final. In the East, Philadelphia didn't qualify for the playoffs until the last night of the season, but then went all the way to the Stanley Cup Finals (highlighted by beating Boston in the second round after trailing three games to none) before being beaten by the Blackhawks.

CONN SMYTHE TROPHY

Jonathan Toews - Center - Chicago Blackhawks

CONFERENCE QUARTER-FINALS

Apr. 15	Montreal [8]	3	at	Washington [1]	2	OT
Apr. 17	Montreal	5	at	Washington	6	OT
Apr. 19	Washington	5	at	Montreal	1	
Apr. 21	Washington	6	at	Montreal	3	
Apr. 23	Montreal	2	at	Washington	1	
Apr. 26	Washington	1	at	Montreal	4	
Apr. 28	Montreal	2	at	Washington	1	

Montreal won best-of-seven series 4-3

Apr. 14	Philadelphia [7]	2	at	New Jersey [2]	1	
Apr. 16	Philadelphia	3	at	New Jersey	5	
Apr. 18	New Jersey	2	at	Philadelphia	3	OT
Apr. 20	New Jersey	1	at	Philadelphia	4	
Apr. 22	Philadelphia	3	at	New Jersey	0	

Philadelphia won best-of-seven series 4-1

Apr. 15	Boston [6]	1	at	Buffalo [3]	2	
Apr. 17	Boston	5	at	Buffalo	3	
Apr. 19	Buffalo	1	at	Boston	2	
Apr. 21	Buffalo	2	at	Boston	3	2OT
Apr. 23	Boston	1	at	Buffalo	4	
Apr. 26	Buffalo	3	at	Boston	4	

Boston won best-of-seven series 4-2

Apr. 14	Ottawa [5]	5	at	Pittsburgh [4]	4	
Apr. 16	Ottawa	1	at	Pittsburgh	2	
Apr. 18	Pittsburgh	4	at	Ottawa	2	
Apr. 20	Pittsburgh	7	at	Ottawa	4	
Apr. 22	Ottawa	4	at	Pittsburgh	3	3OT
Apr. 24	Pittsburgh	4	at	Ottawa	3	OT

Pittsburgh won best-of-seven series 4-2

Apr. 14	Colorado [8]	2	at	San Jose [1]	1	
Apr. 16	Colorado	5	at	San Jose	6	OT
Apr. 18	San Jose	0	at	Colorado	1	OT
Apr. 20	San Jose	2	at	Colorado	1	OT
Apr. 22	Colorado	0	at	San Jose	5	
Apr. 24	San Jose	5	at	Colorado	2	

San Jose won best-of-seven series 4-2

Apr. 16	Nashville [7]	4	at	Chicago [2]	1	
Apr. 18	Nashville	0	at	Chicago	2	
Apr. 20	Chicago	1	at	Nashville	4	
Apr. 22	Chicago	3	at	Nashville	0	
Apr. 24	Nashville	4	at	Chicago	5	OT
Apr. 26	Chicago	5	at	Nashville	3	

Chicago won best-of-seven series 4-2

Apr. 15	Los Angeles [6]	2	at	Vancouver [3]	3	OT
Apr. 17	Los Angeles	3	at	Vancouver	2	OT
Apr. 19	Vancouver	3	at	Los Angeles	5	
Apr. 21	Vancouver	6	at	Los Angeles	4	
Apr. 23	Los Angeles	2	at	Vancouver	7	
Apr. 25	Vancouver	4	at	Los Angeles	2	

Vancouver won best-of-seven series 4-2

Apr. 14	Detroit [5]	2	at	Phoenix [4]	3	
Apr. 16	Detroit	7	at	Phoenix	4	
Apr. 18	Phoenix	4	at	Detroit	2	
Apr. 20	Phoenix	0	at	Detroit	3	
Apr. 23	Detroit	4	at	Phoenix	1	
Apr. 25	Phoenix	5	at	Detroit	2	
Apr. 27	Detroit	6	at	Phoenix	1	

Detroit won best-of-seven series 4-3

CONFERENCE SEMI-FINALS

Apr. 30	Montreal [8]	3	at	Pittsburgh [4]	6	
May 2	Montreal	3	at	Pittsburgh	1	
May 4	Pittsburgh	2	at	Montreal	0	
May 6	Pittsburgh	2	at	Montreal	3	
May 8	Montreal	1	at	Pittsburgh	2	
May 10	Pittsburgh	3	at	Montreal	4	
May 12	Montreal	5	at	Pittsburgh	2	

Montreal won best-of-seven series 4-3

May 1	Philadelphia [7]	4	at	Boston [6]	5	OT
-------	------------------	---	----	------------	---	----

May 3	Philadelphia	2	at	Boston	3	
May 5	Boston	4	at	Philadelphia	1	
May 7	Boston	4	at	Philadelphia	5	OT
May 10	Philadelphia	4	at	Boston	0	
May 12	Boston	1	at	Philadelphia	2	
May 14	Philadelphia	4	at	Boston	3	

Philadelphia won best-of-seven series 4-3

Apr. 29	Detroit [5]	3	at	San Jose [1]	4	
May 2	Detroit	3	at	San Jose	4	
May 4	San Jose	4	at	Detroit	3	OT
May 6	San Jose	1	at	Detroit	7	
May 8	Detroit	1	at	San Jose	2	

San Jose won best-of-seven series 4-1

May 1	Vancouver [3]	5	at	Chicago [2]	1	
May 3	Vancouver	2	at	Chicago	4	
May 5	Chicago	5	at	Vancouver	2	
May 7	Chicago	7	at	Vancouver	4	
May 9	Vancouver	4	at	Chicago	1	
May 11	Chicago	5	at	Vancouver	1	

Chicago won best-of-seven series 4-2

CONFERENCE FINALS

May 16	Montreal [8]	0	at	Philadelphia [7]	6	
May 18	Montreal	0	at	Philadelphia	3	
May 20	Philadelphia	1	at	Montreal	5	
May 22	Philadelphia	3	at	Montreal	0	
May 24	Montreal	2	at	Philadelphia	4	

Philadelphia won best-of-seven series 4-1

May 16	Chicago [2]	2	at	San Jose [1]	1	
May 18	Chicago	4	at	San Jose	2	
May 21	San Jose	2	at	Chicago	3	OT
May 23	San Jose	2	at	Chicago	4	

Chicago won best-of-seven series 4-0

FINAL

May 29	Philadelphia [7]	5	at	Chicago [2]	6	
May 31	Philadelphia	1	at	Chicago	2	
June 2	Chicago	3	at	Philadelphia	4	OT
June 4	Chicago	3	at	Philadelphia	5	
June 6	Philadelphia	4	at	Chicago	7	
June 9	Chicago	4	at	Philadelphia	3	OT

Chicago won best-of-seven series 4-2

2009-10 — Chicago Blackhawks — Jonathan Toews (Captain), Dave Bolland, Nick Boynton, Troy Brouwer, Adam Burish, Dustin Byfuglien, Brian Campbell, Ben Eager, Colin Fraser, Jordan Henry, Niklas Hjalmarsson, Marian Hossa, Cristobal Huet, Patrick Kane, Duncan Keith, Tomas Kopecky, Andrew Ladd, John Madden, Antti Niemi, Brent Seabrook, Patrick Sharp, Brent Sopel, Kris Versteeg, W. Rockwell Wirtz (Chairman), John McDonough (President), Jay Blunk (Senior VP, Business Operations), Stan Bowman (General Manager), Kevin Cheveldayoff (Assistant General Manager), Al MacIsaac (Senior Director, Hockey Administration/Assistant to the President), Scotty Bowman, Dale Tallon (Senior Advisors, Hockey Operations), Joel Quenneville (Head Coach), John Torchetti, Mike Haviland (Assistant Coaches), Stephane Waite (Goaltending Coach), Paul Goodman (Strength and Conditioning Coach), Brad Aldrich (Video Coach), Paul Vincent (Skating Coach), Marc Bergevin (Director, Player Personnel), Mark Bernard (G.M., Minor League Affiliations), Norm Maciver (Director, Player Development), Mark Kelley (Director, Amateur Scouting), Ron Anderson (Director, Player Recruitment), Michel Dumas (Chief Amateur Scout), Tony Ommen (Director, Team Services), Dr. Michael Terry (Head Team Physician), Mike Gapski (Head Athletic Trainer), Troy Parchman (Equipment Manager), Pawel Prylinski (Massage Therapist), Jeff Thomas (Assistant Athletic Trainer), Clint Reif (Assistant Equipment Manager), Jim Heintzelman (Equipment Assistant).

2009

With a pair of superstars leading the way, the Pittsburgh Penguins won the Stanley Cup for the first time since current owner and former superstar Mario Lemieux led them to back-to-back titles in 1991 and 1992. Sidney Crosby became the youngest captain in to hoist the hardware, while Evgeni Malkin won the Conn Smythe Trophy. Malkin joined Lemieux, Wayne Gretzky, Guy Lafleur and Phil Esposito as the only players since NHL expansion in 1967 to lead the league in scoring in the regular-season and the playoffs. Dan Byles took over a slumping team late in the season and coached them to a championship.

Alex Ovechkin scored 56 goals to lead the regular season for the second straight year and also won his second straight Hart Trophy as MVP. His Capitals had 50 wins and a club-record 108 points. They eliminated the Rangers in seven games to open the playoffs and then put the Penguins in a hole with two straight wins to open their second-round series. Pittsburgh recovered to win the series in seven games, and then swept Carolina in the Eastern Conference Final to set up a Stanley Cup rematch with Detroit.

The Red Wings had won their eighth straight Central Division title and knocked off Columbus (in their first playoff appearance), Anaheim and a much improved Chicago team in the playoffs. As in 2008, Detroit won two games at home to open the Final but Pittsburgh rallied to take the series. Maxime Talbot scored both goals in the Penguins' 2-1 victory in game seven.

CONN SMYTHE TROPHY

Evgeni Malkin - Center - Pittsburgh Penguins

CONFERENCE QUARTER-FINALS

Apr. 16	Montreal [8]	2	at	Boston [1]	4	
Apr. 18	Montreal	1	at	Boston	5	
Apr. 20	Boston	4	at	Montreal	2	
Apr. 22	Boston	4	at	Montreal	1	

Boston won best-of-seven series 4-0

Apr. 15	NY Rangers [7]	4	at	Washington [2]	3	
Apr. 18	NY Rangers	1	at	Washington	0	
Apr. 20	Washington	4	at	NY Rangers	0	
Apr. 22	Washington	1	at	NY Rangers	2	
Apr. 24	NY Rangers	0	at	Washington	4	
Apr. 26	Washington	5	at	NY Rangers	3	
Apr. 28	NY Rangers	1	at	Washington	2	

Washington won best-of-seven series 4-3

Apr. 15	Carolina [6]	1	at	New Jersey [3]	4	
Apr. 17	Carolina	2	at	New Jersey	1	OT
Apr. 19	New Jersey	3	at	Carolina	2	OT
Apr. 21	New Jersey	3	at	Carolina	4	
Apr. 23	Carolina	0	at	New Jersey	1	
Apr. 26	New Jersey	0	at	Carolina	4	
Apr. 28	Carolina	4	at	New Jersey	3	

Carolina won best-of-seven series 4-3

Apr. 15	Philadelphia [5]	1	at	Pittsburgh [4]	4	
Apr. 17	Philadelphia	2	at	Pittsburgh	3	OT
Apr. 19	Pittsburgh	3	at	Philadelphia	6	
Apr. 21	Pittsburgh	3	at	Philadelphia	1	
Apr. 23	Philadelphia	3	at	Pittsburgh	0	
Apr. 25	Pittsburgh	5	at	Philadelphia	3	

Pittsburgh won best-of-seven series 4-2

Apr. 16	Anaheim [8]	2	at	San Jose [1]	0	
Apr. 19	Anaheim	3	at	San Jose	2	
Apr. 21	San Jose	4	at	Anaheim	3	
Apr. 23	San Jose	0	at	Anaheim	4	
Apr. 25	Anaheim	2	at	San Jose	3	OT
Apr. 27	San Jose	1	at	Anaheim	4	

Anaheim won best-of-seven series 4-2

Apr. 16	Columbus [7]	1	at	Detroit [2]	3	
Apr. 18	Columbus	0	at	Detroit	4	
Apr. 21	Detroit	4	at	Columbus	1	
Apr. 23	Detroit	6	at	Columbus	5	

Detroit won best-of-seven series 4-0

Apr. 15	St. Louis [6]	1	at	Vancouver [3]	2
Apr. 17	St. Louis	0	at	Vancouver	3
Apr. 19	Vancouver	3	at	St. Louis	2
Apr. 21	Vancouver	3	at	St. Louis	2 OT

Vancouver won best-of-seven series 4-0

Apr. 16	Calgary [5]	2	at	Chicago [4]	3 OT
Apr. 18	Calgary	2	at	Chicago	3
Apr. 20	Chicago	2	at	Calgary	4
Apr. 22	Chicago	4	at	Calgary	6
Apr. 25	Calgary	1	at	Chicago	5
Apr. 27	Chicago	4	at	Calgary	1

Chicago won best-of-seven series 4-2**CONFERENCE SEMI-FINALS**

May 1	Carolina [6]	1	at	Boston [1]	4
May 3	Carolina	3	at	Boston	0
May 6	Boston	2	at	Carolina	3 OT
May 8	Boston	1	at	Carolina	4
May 10	Carolina	0	at	Boston	4
May 12	Boston	4	at	Carolina	2
May 14	Carolina	3	at	Boston	2 OT

Carolina won best-of-seven series 4-3

May 2	Pittsburgh [4]	2	at	Washington [2]	3
May 4	Pittsburgh	3	at	Washington	4
May 6	Washington	2	at	Pittsburgh	3 OT
May 8	Washington	3	at	Pittsburgh	5
May 9	Pittsburgh	4	at	Washington	3 OT
May 11	Washington	5	at	Pittsburgh	4 OT
May 13	Pittsburgh	6	at	Washington	2

Pittsburgh won best-of-seven series 4-3

May 1	Anaheim [8]	2	at	Detroit [2]	3
May 3	Anaheim	4	at	Detroit	3 3OT
May 5	Detroit	1	at	Anaheim	2
May 7	Detroit	6	at	Anaheim	3
May 10	Anaheim	1	at	Detroit	4
May 12	Detroit	1	at	Anaheim	2
May 14	Anaheim	3	at	Detroit	4

Detroit won best-of-seven series 4-3

Apr. 30	Chicago [4]	3	at	Vancouver [3]	5
May 2	Chicago	6	at	Vancouver	3
May 5	Vancouver	3	at	Chicago	1
May 7	Vancouver	1	at	Chicago	2 OT
May 9	Chicago	4	at	Vancouver	2
May 11	Vancouver	5	at	Chicago	7

Chicago won best-of-seven series 4-2**CONFERENCE FINALS**

May 18	Carolina [6]	2	at	Pittsburgh [4]	3
May 21	Carolina	4	at	Pittsburgh	7
May 23	Pittsburgh	6	at	Carolina	2
May 26	Pittsburgh	4	at	Carolina	1

Pittsburgh won best-of-seven series 4-0

May 17	Chicago [4]	2	at	Detroit [2]	5
May 19	Chicago	2	at	Detroit	3 OT
May 22	Detroit	3	at	Chicago	4 OT
May 24	Detroit	6	at	Chicago	1
May 27	Chicago	1	at	Detroit	2 OT

Detroit won best-of-seven series 4-1**FINAL**

May 30	Pittsburgh [4]	1	at	Detroit [2]	3
May 31	Pittsburgh	1	at	Detroit	3
June 2	Detroit	2	at	Pittsburgh	4
June 4	Detroit	2	at	Pittsburgh	4
June 6	Pittsburgh	0	at	Detroit	5
June 9	Detroit	1	at	Pittsburgh	2
June 12	Pittsburgh	2	at	Detroit	1

Pittsburgh won best-of-seven series 4-3

2008-09 – Pittsburgh Penguins – Sidney Crosby (Captain), Craig Adams, Philippe Boucher, Matt Cooke, Pascal Dupuis, Mark Eaton, Ruslan Fedotenko, Marc-Andre Fleury, Mathieu Garon, Hal Gill, Eric Godard, Alex Goligoski, Sergei Gonchar, Bill Guerin, Tyler Kennedy, Chris Kunitz, Kris Letang, Evgeni Malkin, Brooks Orpik, Miroslav Satan, Rob Scuderi, Jordan Staal, Petr Sykora, Maxime Talbot, Mike Zigomanis, Mario Lemieux (Co-owner/Chairman), Ron Burkle (Co-owner), Bill Kassling, Tom Grealish, Tony Liberati (Directors), Ken Sawyer (Chief Executive Officer), David Morehouse (President), Ray Shero

(Executive Vice President and General Manager), Chuck Fletcher (Assistant General Manager), Ed Johnston (Senior Advisor, Hockey Operations), Jason Botterill (Director of Hockey Administration), Dan Bylsma (Head Coach), Mike Yeo (Assistant Coach), Tom Fitzgerald (Director of Player Development), Gilles Meloche (Goaltending Coach), Mike Kadar (Strength and Conditioning Coach), Travis Ramsay (Video Coordinator), Chris Stewart (Head Athletic Trainer), Scott Adams (Assistant Athletic Trainer), Mark Mortland (Physical Therapist), Dana Heinze (Equipment Manager), Paul DeFazio, Danny Kroll (Assistant Equipment Managers), Frank Buonomo (Senior Director of Team Services and Communications), Tom McMillan (Vice President, Communications), Dan MacKinnon (Director of Professional Scouting), Jay Heinbuck (Director of Amateur Scouting).

2008

Defenseman Nicklas Lidstrom became the first European captain to lead his team to the Stanley Cup. It was the Detroit Red Wings fourth title since 1997. This edition of the Red Wings could both attack and defend. Pavel Datsyuk led the team with 97 points and won the Selke Trophy as top defensive forward, while Henrik Zetterberg, who topped the team with 43 goals, finished third in the voting. Zetterberg tied with teammate Johan Franzen for the playoff lead with 13 goals and equaled Sidney Crosby with 27 playoff points.

Injuries prevented Sidney Crosby from duplicating his MVP performance of 2006-07, but teammate Evgeni Malkin picked up the slack. Malkin had 106 points to finish second in the NHL scoring race as the Penguins recorded 102 points to finish first in the Atlantic Division. With Crosby and goalie Marc-Andre Fleury back in fine form for the playoffs, the Penguins advanced all the way to the Stanley Cup Final where they were defeated by Detroit in six games.

Chris Osgood, who started the playoffs on the bench, took over during game four of Detroit's opening-round series with Nashville and went on to lead all goalies with a 1.55 goals against average. He opened the Final with two straight shutouts before the Penguins won game three. Detroit had a chance to wrap up the series at home in game five but lost a thrilling triple overtime decision. The Red Wings hoisted the Cup in Pittsburgh two nights later with a 3-2 win.

CONN SMYTHE TROPHY

Henrik Zetterberg - Left Wing - Detroit Red Wings

CONFERENCE QUARTER-FINALS

Apr. 10	Boston [8]	1	at	Montreal [1]	4
Apr. 12	Boston	2	at	Montreal	3 OT
Apr. 13	Montreal	1	at	Boston	2 OT
Apr. 15	Montreal	1	at	Boston	0
Apr. 17	Boston	5	at	Montreal	1
Apr. 19	Montreal	4	at	Boston	5
Apr. 21	Boston	0	at	Montreal	5

Montreal won best-of-seven series 4-3

Apr. 9	Ottawa [7]	0	at	Pittsburgh [2]	4
Apr. 11	Ottawa	3	at	Pittsburgh	5
Apr. 14	Pittsburgh	4	at	Ottawa	1
Apr. 16	Pittsburgh	3	at	Ottawa	1

Pittsburgh won best-of-seven series 4-0

Apr. 11	Philadelphia [6]	4	at	Washington [3]	5
Apr. 13	Philadelphia	2	at	Washington	0
Apr. 15	Washington	3	at	Philadelphia	6
Apr. 17	Washington	3	at	Philadelphia	4 2OT
Apr. 19	Philadelphia	2	at	Washington	3
Apr. 21	Washington	4	at	Philadelphia	2
Apr. 22	Philadelphia	3	at	Washington	2 OT

Philadelphia won best-of-seven series 4-3

Apr. 9	NY Rangers [5]	4	at	New Jersey [4]	1
Apr. 11	NY Rangers	2	at	New Jersey	1
Apr. 13	New Jersey	4	at	NY Rangers	3 OT
Apr. 16	New Jersey	3	at	NY Rangers	5
Apr. 18	NY Rangers	5	at	New Jersey	3

NY Rangers won best-of-seven series 4-1

Apr. 10	Nashville [8]	1	at	Detroit [1]	3
Apr. 12	Nashville	2	at	Detroit	4
Apr. 14	Detroit	3	at	Nashville	5
Apr. 16	Detroit	2	at	Nashville	3
Apr. 18	Nashville	1	at	Detroit	2 OT
Apr. 20	Detroit	3	at	Nashville	0

Detroit won best-of-seven series 4-2

Apr. 9	Calgary [7]	3	at	San Jose [2]	2
Apr. 10	Calgary	0	at	San Jose	2
Apr. 13	San Jose	3	at	Calgary	4
Apr. 15	San Jose	3	at	Calgary	2
Apr. 17	Calgary	3	at	San Jose	4
Apr. 20	San Jose	0	at	Calgary	2
Apr. 22	Calgary	3	at	San Jose	5

San Jose won best-of-seven series 4-3

Apr. 9	Colorado [6]	3	at	Minnesota [3]	2 OT
Apr. 11	Colorado	2	at	Minnesota	3 OT
Apr. 14	Minnesota	3	at	Colorado	2 OT
Apr. 15	Minnesota	1	at	Colorado	5
Apr. 17	Colorado	3	at	Minnesota	2
Apr. 19	Minnesota	1	at	Colorado	2

Colorado won best-of-seven series 4-2

Apr. 10	Dallas [5]	4	at	Anaheim [4]	0
Apr. 12	Dallas	5	at	Anaheim	2
Apr. 15	Anaheim	4	at	Dallas	2
Apr. 17	Anaheim	1	at	Dallas	3
Apr. 18	Dallas	2	at	Anaheim	5
Apr. 20	Anaheim	1	at	Dallas	4

Dallas won best-of-seven series 4-2**CONFERENCE SEMI-FINALS**

Apr. 24	Philadelphia [6]	3	at	Montreal [1]	4 OT
Apr. 26	Philadelphia	4	at	Montreal	2
Apr. 28	Montreal	2	at	Philadelphia	3
Apr. 30	Montreal	2	at	Philadelphia	4
May 3	Philadelphia	6	at	Montreal	4

Philadelphia won best-of-seven series 4-1

Apr. 25	NY Rangers [5]	4	at	Pittsburgh [2]	5
Apr. 27	NY Rangers	0	at	Pittsburgh	2
Apr. 29	Pittsburgh	5	at	NY Rangers	3
May 1	Pittsburgh	0	at	NY Rangers	3
May 4	NY Rangers	2	at	Pittsburgh	3 OT

Pittsburgh won best-of-seven series 4-1

Apr. 24	Colorado [6]	3	at	Detroit [1]	4
Apr. 26	Colorado	1	at	Detroit	5
Apr. 29	Detroit	4	at	Colorado	3
May 1	Detroit	8	at	Colorado	2

Detroit won best-of-seven series 4-0

Apr. 25	Dallas [5]	3	at	San Jose [2]	2 OT
Apr. 27	Dallas	5	at	San Jose	2
Apr. 29	San Jose	1	at	Dallas	2 OT
Apr. 30	San Jose	2	at	Dallas	1
May 2	Dallas	2	at	San Jose	3 OT
May 4	San Jose	1	at	Dallas	2 4OT

Dallas won best-of-seven series 4-2**CONFERENCE FINALS**

May 9	Philadelphia [6]	2	at	Pittsburgh [2]	4
May 11	Philadelphia	2	at	Pittsburgh	4
May 13	Pittsburgh	4	at	Philadelphia	1
May 15	Pittsburgh	2	at	Philadelphia	4
May 18	Philadelphia	0	at	Pittsburgh	6

Pittsburgh won best-of-seven series 4-1

May 8	Dallas [5]	1	at	Detroit [1]	4
May 10	Dallas	1	at	Detroit	2
May 12	Detroit	5	at	Dallas	2
May 14	Detroit	1	at	Dallas	3
May 17	Dallas	2	at	Detroit	1
May 19	Detroit	4	at	Dallas	1

Detroit won best-of-seven series 4-2

FINAL

May 24	Pittsburgh [2]	0	at	Detroit [1]	4
May 26	Pittsburgh	0	at	Detroit	3
May 28	Detroit	2	at	Pittsburgh	3
May 31	Detroit	2	at	Pittsburgh	1
June 2	Pittsburgh	4	at	Detroit	3 OT
June 4	Detroit	3	at	Pittsburgh	2

Detroit won best-of-seven series 4-2

2007-08 – Detroit Red Wings – Nicklas Lidstrom (Captain), Chris Chelios, Daniel Cleary, Pavel Datsyuk, Aaron Downey, Dallas Drake, Kris Draper, Valtteri Filppula, Johan Franzen, Dominik Hasek, Darren Helm, Tomas Holmstrom, Jiri Hudler, Tomas Kopecky, Niklas Kronwall, Brett LeBda, Andreas Lilja, Kirk Maltby, Darren McCarty, Derek Meech, Chris Osgood, Brian Rafalski, Mikael Samuelsson, Brad Stuart, Henrik Zetterberg, Michael Ilitch (Owner/Governor), Marian Ilitch (Owner/Secretary-Treasurer), Christopher Ilitch (Vice President/Alternate Governor), Denise Ilitch, Ronald Ilitch, Michael Ilitch Jr., Lisa Ilitch Murray, Atanas Ilitch, Carole Ilitch, Jim Devellano (Senior Vice President/Alternate Governor), Ken Holland (General Manager/Alternate Governor), Steve Yzerman (Vice President/Alternate Governor), Jim Nill (Assistant General Manager), Ryan Martin (Director, Hockey Operations), Scotty Bowman (Consultant), Mike Babcock (Head Coach), Todd McLellan (Associate Coach), Paul MacLean (Assistant Coach), Jim Bedard (Goaltending Consultant), Jay Woodcroft (Video Coordinator), Mark Howe (Director, Pro Scouting), Joe McDonnell (Director, Amateur Scouting), Hakan Andersson (Director, Amateur Scouting-Europe), Piet Van Zant (Athletic Trainer), Paul Boyer (Equipment Manager), Russ Baumann, Christopher Scoppetto (Assistant Athletic Trainers).

2007

Following up on what had been a record-breaking season the year before, the Anaheim Ducks set new marks with 48 wins, 110 points and 258 goals scored in capturing their first Pacific Division title in 2006-07. Offensively, Teemu Selanne led the way with 48 goals as he became the oldest in NHL history to top 40 goals in back-to-back seasons. Dustin Penner scored 29 in his first full season, while Andy McDonald, Chris Kunitz and Ryan Getzlaf also topped 20. Scott Niedermayer, who had helped to defeat the Ducks in the 2003 Stanley Cup Final as a member of the New Jersey Devils, anchored the defense along with newly acquired Chris Pronger.

The Ducks opened the playoffs with a five-game victory over the Minnesota Wild, then defeated the Vancouver Canucks in five games (with overtime victories in the last two). After dropping a 2-1 decision to Detroit in the first game of the Western Conference Final, the Ducks evened the series on a Scott Niedermayer overtime goal in game two and went on to eliminate the Red Wings in six games.

The Ottawa Senators faced the Ducks in the Stanley Cup Final. Led by a top line of Daniel Alfredsson, Dany Heatley and Jason Spezza (who finished 1-2-3 in playoff scoring), Ottawa had only lost three times throughout the playoffs, but dropped the first two games against Anaheim. The Senators won the third game in the series but lost the next two as the Ducks became the first West Coast team to win the Stanley Cup since the 1925 Victoria Cougars.

CONN SMYTHE TROPHY

Scott Niedermayer - Defenseman - Anaheim Ducks

CONFERENCE QUARTER-FINALS

Apr. 12	NY Islanders [8]	1	at	Buffalo [1]	4
Apr. 14	NY Islanders	3	at	Buffalo	2
Apr. 16	Buffalo	3	at	NY Islanders	2

Apr. 18	Buffalo	4	at	NY Islanders	2
Apr. 20	NY Islanders	3	at	Buffalo	4

Buffalo won best-of-seven series 4-1

Apr. 12	Tampa Bay [7]	3	at	New Jersey [2]	5
Apr. 14	Tampa Bay	3	at	New Jersey	2
Apr. 16	New Jersey	2	at	Tampa Bay	3
Apr. 18	New Jersey	4	at	Tampa Bay	3 OT
Apr. 20	Tampa Bay	0	at	New Jersey	3
Apr. 22	New Jersey	3	at	Tampa Bay	2

New Jersey won best-of-seven series 4-2

Apr. 12	NY Rangers [6]	4	at	Atlanta [3]	3
Apr. 14	NY Rangers	2	at	Atlanta	1
Apr. 17	Atlanta	0	at	NY Rangers	7
Apr. 18	Atlanta	2	at	NY Rangers	4

NY Rangers won best-of-seven series 4-0

Apr. 11	Pittsburgh [5]	3	at	Ottawa [4]	6
Apr. 14	Pittsburgh	4	at	Ottawa	3
Apr. 15	Ottawa	4	at	Pittsburgh	2
Apr. 17	Ottawa	2	at	Pittsburgh	1
Apr. 19	Pittsburgh	0	at	Ottawa	3

Ottawa won best-of-seven series 4-1

Apr. 12	Calgary [8]	1	at	Detroit [1]	4
Apr. 15	Calgary	1	at	Detroit	3
Apr. 17	Detroit	2	at	Calgary	3
Apr. 19	Detroit	2	at	Calgary	3
Apr. 21	Calgary	1	at	Detroit	5
Apr. 22	Detroit	2	at	Calgary	1 2OT

Detroit won best-of-seven series 4-2

Apr. 11	Minnesota [7]	1	at	Anaheim [2]	2
Apr. 13	Minnesota	2	at	Anaheim	3
Apr. 15	Anaheim	2	at	Minnesota	1
Apr. 17	Anaheim	1	at	Minnesota	4
Apr. 19	Minnesota	1	at	Anaheim	4

Anaheim won best-of-seven series 4-1

Apr. 11	Dallas [6]	4	at	Vancouver [3]	5 4OT
Apr. 13	Dallas	2	at	Vancouver	0
Apr. 15	Vancouver	2	at	Dallas	1 OT
Apr. 17	Vancouver	2	at	Dallas	1
Apr. 19	Dallas	1	at	Vancouver	0 OT
Apr. 21	Vancouver	0	at	Dallas	2
Apr. 23	Dallas	1	at	Vancouver	4

Vancouver won best-of-seven series 4-3

Apr. 11	San Jose [5]	5	at	Nashville [4]	4 2OT
Apr. 13	San Jose	2	at	Nashville	5
Apr. 16	Nashville	1	at	San Jose	3
Apr. 18	Nashville	2	at	San Jose	3
Apr. 20	San Jose	3	at	Nashville	2

San Jose won best-of-seven series 4-1

CONFERENCE SEMI-FINALS

Apr. 25	NY Rangers [6]	2	at	Buffalo [1]	5
Apr. 27	NY Rangers	2	at	Buffalo	3
Apr. 29	Buffalo	1	at	NY Rangers	2 2OT
May 1	Buffalo	1	at	NY Rangers	2
May 4	NY Rangers	1	at	Buffalo	2 OT
May 6	Buffalo	5	at	NY Rangers	4

Buffalo won best-of-seven series 4-2

Apr. 26	Ottawa [4]	5	at	New Jersey [2]	4
Apr. 28	Ottawa	2	at	New Jersey	3 2OT
Apr. 30	New Jersey	0	at	Ottawa	2
May 2	New Jersey	2	at	Ottawa	3
May 5	Ottawa	3	at	New Jersey	2

Ottawa won best-of-seven series 4-1

Apr. 26	San Jose [5]	2	at	Detroit [1]	0
Apr. 28	San Jose	2	at	Detroit	3
Apr. 30	Detroit	1	at	San Jose	2
May 2	Detroit	3	at	San Jose	2 OT
May 5	San Jose	1	at	Detroit	4
May 7	Detroit	2	at	San Jose	0

Detroit won best-of-seven series 4-2

Apr. 25	Vancouver [3]	1	at	Anaheim [2]	5
Apr. 27	Vancouver	2	at	Anaheim	1 2OT
Apr. 29	Anaheim	3	at	Vancouver	2
May 1	Anaheim	3	at	Vancouver	2 OT
May 3	Vancouver	1	at	Anaheim	2 2OT

Anaheim won best-of-seven series 4-1

CONFERENCE FINALS

May 10	Ottawa [4]	5	at	Buffalo [1]	2
May 12	Ottawa	4	at	Buffalo	3 2OT

May 14	Buffalo	0	at	Ottawa	1
May 16	Buffalo	3	at	Ottawa	2
May 19	Ottawa	3	at	Buffalo	2 OT

Ottawa won best-of-seven series 4-1

May 11	Anaheim [2]	1	at	Detroit [1]	2
May 13	Anaheim	4	at	Detroit	3 OT
May 15	Detroit	5	at	Anaheim	0
May 17	Detroit	3	at	Anaheim	5
May 20	Anaheim	2	at	Detroit	1 OT
May 22	Detroit	3	at	Anaheim	4

Anaheim won best-of-seven series 4-2

FINAL

May 28	Ottawa [4]	2	at	Anaheim [2]	3
May 30	Ottawa	0	at	Anaheim	1
June 2	Anaheim	3	at	Ottawa	5
June 4	Anaheim	3	at	Ottawa	2
June 6	Ottawa	2	at	Anaheim	6

Anaheim won best-of-seven series 4-1

2006-07 – Anaheim Ducks – Scott Niedermayer (Captain), Rob Niedermayer, Chris Pronger, Teemu Selanne, Sean O'Donnell, Brad May, Todd Marchant, Jean-Sebastien Giguere, Andy McDonald, Samuel Pahlsson, Shawn Thornton, Ric Jackman, Joe DiPenta, Kent Huskins, Chris Kunitz, George Parros, Joe Motzko, Ilya Bryzgalov, Francois Beauchemin, Travis Moen, Ryan Carter, Drew Miller, Ryan Shannon, Dustin Penner, Ryan Getzlaf, Corey Perry, Henry Samueli, Susan Samueli (Owners), Michael Schulman (CEO), Brian Burke (Executive Vice President/General Manager), Tim Ryan (Executive Vice President/COO), Bob Wagner (Senior Vice President/Chief Marketing Officer), Bob Murray (Senior Vice President-Hockey Operations), David McNab (Assistant General Manager), Al Coates (Senior Advisor to GM), Randy Carlyle (Head Coach), Dave Farrish, Newell Brown (Assistant Coaches), Francois Allaire (Goaltending Consultant), Sean Skahan (Strength and Conditioning Coach), Joe Trotta (Video Coordinator), Tim Clark (Head Trainer), Mark O'Neill (Equipment Manager), John Alloway (Assistant Equipment Manager), James Partida (Massage Therapist), Rick Paterson (Director of Professional Scouting), Alain Chainey (Director of Amateur Scouting).

2006

The Carolina Hurricanes were surprise contenders for top spot in the NHL throughout the 2005-06 season. By season's end, they had finished atop the Southeast Division with 112 points, 20 ahead of the defending champion Tampa Bay Lightning and just one point behind the Ottawa Senators for the first seed in the Eastern Conference. Offensively, Carolina was led by 21-year-old Eric Staal, who had 100 points (45 goals, 55 assists). Goaltender Martin Gerber set a Hurricanes record with 38 wins, but the playoff hero was rookie netminder Cam Ward.

The Hurricanes opened the playoffs with two straight losses to the Montreal Canadiens before rallying behind Ward to win four in a row.

After three straight victories to open their second-round series against New Jersey, the Hurricanes eliminated the Devils in five games. The Eastern Conference Final pitted Carolina against the equally surprising Buffalo Sabres. The result was a tense, seven-game victory for the Hurricanes.

The Edmonton Oilers faced Carolina for the Stanley Cup. The Oilers had squeaked into the playoffs in eighth place before upsetting the top-ranked Detroit Red Wings. They then knocked off San Jose and Anaheim. In the Stanley Cup Final, the Oilers rallied from a three-games-to-one deficit to force a seventh game, but their Cinderella run ended there when Carolina won game seven 3-1. Eric Staal set up Justin Williams for the clinching goal with 1:01 remaining to give

the Hurricanes the first Stanley Cup victory in franchise history.

CONN SMYTHE TROPHY

Cam Ward - Goaltender - Carolina Hurricanes

CONFERENCE QUARTER-FINALS

Apr. 21	Tampa Bay [8]	1	at	Ottawa [1]	4
Apr. 23	Tampa Bay	4	at	Ottawa	3
Apr. 25	Ottawa	8	at	Tampa Bay	4
Apr. 27	Ottawa	5	at	Tampa Bay	2
Apr. 29	Tampa Bay	2	at	Ottawa	3

Ottawa won best-of-seven series 4-1

Apr. 22	Montreal [7]	6	at	Carolina [2]	1
Apr. 24	Montreal	6	at	Carolina	5 2OT
Apr. 26	Carolina	2	at	Montreal	1 OT
Apr. 28	Carolina	3	at	Montreal	2
Apr. 30	Montreal	1	at	Carolina	2
May 2	Carolina	2	at	Montreal	1 OT

Carolina won best-of-seven series 4-2

Apr. 22	NY Rangers [6]	1	at	New Jersey [3]	6
Apr. 24	NY Rangers	1	at	New Jersey	4
Apr. 26	New Jersey	3	at	NY Rangers	0
Apr. 29	New Jersey	4	at	NY Rangers	2

New Jersey won best-of-seven series 4-0

Apr. 22	Philadelphia [5]	2	at	Buffalo [4]	3 2OT
Apr. 24	Philadelphia	2	at	Buffalo	8
Apr. 26	Buffalo	2	at	Philadelphia	4
Apr. 28	Buffalo	4	at	Philadelphia	5
Apr. 30	Philadelphia	0	at	Buffalo	3
May 2	Buffalo	7	at	Philadelphia	1

Buffalo won best-of-seven series 4-2

Apr. 21	Edmonton [8]	2	at	Detroit [1]	3 2OT
Apr. 23	Edmonton	4	at	Detroit	2
Apr. 25	Detroit	3	at	Edmonton	4 2OT
Apr. 27	Detroit	4	at	Edmonton	2
Apr. 29	Edmonton	3	at	Detroit	2
May 1	Detroit	3	at	Edmonton	4

Edmonton won best-of-seven series 4-2

Apr. 22	Colorado [7]	5	at	Dallas [2]	2
Apr. 24	Colorado	5	at	Dallas	4 OT
Apr. 26	Dallas	3	at	Colorado	4 OT
Apr. 28	Dallas	4	at	Colorado	1
Apr. 30	Colorado	3	at	Dallas	2 OT

Colorado won best-of-seven series 4-1

Apr. 21	Anaheim [6]	1	at	Calgary [3]	2 OT
Apr. 23	Anaheim	4	at	Calgary	3
Apr. 25	Calgary	5	at	Anaheim	2
Apr. 27	Calgary	2	at	Anaheim	3 OT
Apr. 29	Anaheim	2	at	Calgary	3
May 1	Calgary	1	at	Anaheim	2
May 3	Anaheim	3	at	Calgary	0

Anaheim won best-of-seven series 4-3

Apr. 21	San Jose [5]	3	at	Nashville [4]	4
Apr. 23	San Jose	3	at	Nashville	0
Apr. 25	Nashville	1	at	San Jose	4
Apr. 27	Nashville	4	at	San Jose	5
Apr. 30	San Jose	2	at	Nashville	1

San Jose won best-of-seven series 4-1

CONFERENCE SEMI-FINALS

May 5	Buffalo [4]	7	at	Ottawa [1]	6 OT
May 8	Buffalo	2	at	Ottawa	1
May 10	Ottawa	2	at	Buffalo	3 OT
May 11	Ottawa	2	at	Buffalo	1
May 13	Buffalo	3	at	Ottawa	2 OT

Buffalo won best-of-seven series 4-1

May 6	New Jersey [3]	0	at	Carolina [2]	6
May 8	New Jersey	2	at	Carolina	3 OT
May 10	Carolina	3	at	New Jersey	2
May 13	Carolina	1	at	New Jersey	5
May 14	New Jersey	1	at	Carolina	4

Carolina won best-of-seven series 4-1

May 7	Edmonton [8]	1	at	San Jose [5]	2
May 8	Edmonton	1	at	San Jose	2
May 10	San Jose	2	at	Edmonton	3 OT
May 12	San Jose	3	at	Edmonton	6
May 14	Edmonton	6	at	San Jose	3
May 17	San Jose	0	at	Edmonton	2

Edmonton won best-of-seven series 4-2

May 5	Colorado [7]	0	at	Anaheim [6]	5
-------	--------------	---	----	-------------	---

May 7	Colorado	0	at	Anaheim	3
May 9	Anaheim	4	at	Colorado	3 OT
May 11	Anaheim	4	at	Colorado	1

Anaheim won best-of-seven series 4-0

CONFERENCE FINALS

May 20	Buffalo [4]	3	at	Carolina [2]	2
May 22	Buffalo	3	at	Carolina	4
May 24	Carolina	3	at	Buffalo	4
May 26	Carolina	4	at	Buffalo	0
May 28	Buffalo	3	at	Carolina	4 OT
May 30	Carolina	1	at	Buffalo	2 OT
June 1	Buffalo	2	at	Carolina	4

Carolina won best-of-seven series 4-3

May 19	Edmonton [8]	3	at	Anaheim [6]	1
May 21	Edmonton	3	at	Anaheim	1
May 23	Anaheim	4	at	Edmonton	5
May 25	Anaheim	6	at	Edmonton	3
May 27	Edmonton	2	at	Anaheim	1

Edmonton won best-of-seven series 4-1

FINAL

June 5	Edmonton [8]	4	at	Carolina [2]	5
June 7	Edmonton	0	at	Carolina	5
June 10	Carolina	1	at	Edmonton	2
June 12	Carolina	2	at	Edmonton	1
June 14	Edmonton	4	at	Carolina	3 OT
June 17	Carolina	0	at	Edmonton	4
June 19	Edmonton	1	at	Carolina	3

Carolina won best-of-seven series 4-3

2005-06 - Carolina Hurricanes - Rod Brind'Amour (Captain), Glen Wesley, Cory Stillman, Kevyn Adams, Craig Adams, Anton Babchuk, Erik Cole, Mike Commodore, Matt Cullen, Martin Gerber, Bret Hedican, Andrew Hutchinson, Frantisek Kaberle, Andrew Ladd, Chad LaRose, Mark Recchi, Eric Staal, Oleg Tverdokovsky, Josef Vasicek, Niclas Wallin, Aaron Ward, Cam Ward, Doug Weight, Ray Whitney, Justin Williams; Peter Karmanos Jr., Thomas Thewes (Owners), Jim Rutherford (President/General Manager), Jason Karmanos (Vice President/Assistant General Manager), Mike Amendola (Chief Financial Officer), Peter Laviolette (Head Coach), Kevin McCarthy, Jeff Daniels (Assistant Coaches), Greg Stefan (Goaltending Coach), Chris Huffine (Video Coordinator), Skip Cunningham, Wally Tatomir, Bob Gorman (Equipment Managers), Peter Friesen (Head Athletic Therapist/Strength and Conditioning Coach), Chris Stewart (Associate Athletic Trainer), Brian Tatum (Team Services Manager), Kelly Kirwin (Event Coordinator-Hockey Operations), Mike Sundheim (Director of Media Relations), Kyle Hanlin (Manager of Media Relations), Sheldon Ferguson (Director of Amateur Scouting), Marshall Johnston (Director of Professional Scouting), Claude Larose, Ron Smith (Professional Scouts), Bert Marshall, Tony MacDonald, Martin Madden (Amateur Scouts), Tom Rowe (Lowell (AHL) - Coach).

2004

Tampa Bay's surprising success the season before raised expectations in 2003-04. Those expectations were not just met, but exceeded. The Lightning not only won the Southeast Division for the second year in a row, they topped the entire Eastern Conference with 106 points and finished second overall behind the Detroit Red Wings. In the playoffs, they reached the Stanley Cup Final, where they met the upstart Calgary Flames and defeated them in a tense, seven-game series.

The Lightning opened the playoffs with a five-game victory over the New York Islanders. Martin St. Louis, who had led the NHL in scoring and would collect the Hart Trophy as MVP in addition to the Art Ross Trophy (most points), scored the series winner in overtime. Round two featured a four-game sweep of the Montreal Canadiens. A seven game victory over the Philadelphia Flyers followed in the Eastern Conference Final.

Out west, fans in Calgary were painting the

town red after victories over the Vancouver Canucks, the Red Wings and the San Jose Sharks. Against Tampa Bay, the Flames built up a 3-2 lead in the series through five, but the Lightning evened matters with a Martin St. Louis goal just 33 seconds into the second overtime period in game six. Calgary goaltender Miikka Kiprusoff had emerged as a star throughout the regular season and playoffs, but it was Tampa Bay's Nikolai Khabibulin who slammed the door in game seven for a 2-1 Lightning victory.

CONN SMYTHE TROPHY

Brad Richards - Center - Tampa Bay Lightning

CONFERENCE QUARTER-FINALS

Apr. 8	NY Islanders [8]	0	at	Tampa Bay [1]	3
Apr. 10	NY Islanders	3	at	Tampa Bay	0
Apr. 12	Tampa Bay	3	at	NY Islanders	0
Apr. 14	Tampa Bay	3	at	NY Islanders	0
Apr. 16	NY Islanders	2	at	Tampa Bay	3 OT

Tampa Bay won best-of-seven series 4-1

Apr. 7	Montreal [7]	0	at	Boston [2]	3
Apr. 9	Montreal	1	at	Boston	2 OT
Apr. 11	Boston	2	at	Montreal	3
Apr. 13	Boston	4	at	Montreal	3 2OT
Apr. 15	Montreal	5	at	Boston	1
Apr. 17	Boston	2	at	Montreal	5
Apr. 19	Montreal	2	at	Boston	0

Montreal won best-of-seven series 4-3

Apr. 8	New Jersey [6]	2	at	Philadelphia [3]	3
Apr. 10	New Jersey	2	at	Philadelphia	3
Apr. 12	Philadelphia	2	at	New Jersey	4
Apr. 14	Philadelphia	3	at	New Jersey	0
Apr. 17	New Jersey	1	at	Philadelphia	3

Philadelphia won best-of-seven series 4-1

Apr. 8	Ottawa [5]	4	at	Toronto [4]	2
Apr. 10	Ottawa	0	at	Toronto	2
Apr. 12	Toronto	2	at	Ottawa	0
Apr. 14	Toronto	1	at	Ottawa	4
Apr. 16	Ottawa	0	at	Toronto	2
Apr. 18	Toronto	1	at	Ottawa	2 2OT
Apr. 20	Ottawa	1	at	Toronto	4

Toronto won best-of-seven series 4-3

Apr. 7	Nashville [8]	1	at	Detroit [1]	3
Apr. 10	Nashville	1	at	Detroit	2
Apr. 11	Detroit	1	at	Nashville	3
Apr. 13	Detroit	0	at	Nashville	3
Apr. 15	Nashville	1	at	Detroit	4
Apr. 17	Detroit	2	at	Nashville	0

Detroit won best-of-seven series 4-2

Apr. 8	St. Louis [7]	0	at	San Jose [2]	1 OT
Apr. 10	St. Louis	1	at	San Jose	3
Apr. 12	San Jose	1	at	St. Louis	4
Apr. 13	San Jose	4	at	St. Louis	3
Apr. 15	St. Louis	1	at	San Jose	3

San Jose won best-of-seven series 4-1

Apr. 7	Calgary [6]	3	at	Vancouver [3]	5
Apr. 9	Calgary	2	at	Vancouver	1
Apr. 11	Vancouver	2	at	Calgary	1
Apr. 13	Vancouver	0	at	Calgary	4
Apr. 15	Calgary	2	at	Vancouver	1
Apr. 17	Vancouver	5	at	Calgary	4 3OT
Apr. 19	Calgary	3	at	Vancouver	2 OT

Calgary won best-of-seven series 4-3

Apr. 7	Dallas [5]	1	at	Colorado [4]	3
Apr. 9	Dallas	2	at	Colorado	5
Apr. 12	Colorado	3	at	Dallas	4 OT
Apr. 14	Colorado	3	at	Dallas	2 2OT
Apr. 17	Dallas	1	at	Colorado	5

Colorado won best-of-seven series 4-1

CONFERENCE SEMI-FINALS

Apr. 23	Montreal [7]	0	at	Tampa Bay [1]	4
Apr. 25	Montreal	1	at	Tampa Bay	3
Apr. 27	Tampa Bay	4	at	Montreal	3 OT
Apr. 29	Tampa Bay	3	at	Montreal	1

Tampa Bay won best-of-seven series 4-0

Apr. 22	Toronto [4]	1	at	Philadelphia [3]	3
Apr. 25	Toronto	1	at	Philadelphia	2

Apr. 28	Philadelphia	1	at	Toronto	4
Apr. 30	Philadelphia	1	at	Toronto	3
May 2	Toronto	2	at	Philadelphia	7
May 4	Philadelphia	3	at	Toronto	2 OT

Philadelphia won best-of-seven series 4-2

Apr. 22	Calgary [6]	2	at	Detroit [1]	1 OT
Apr. 24	Calgary	2	at	Detroit	5
Apr. 27	Detroit	2	at	Calgary	3
Apr. 29	Detroit	4	at	Calgary	2
May 1	Calgary	1	at	Detroit	0
May 3	Detroit	0	at	Calgary	1 OT

Calgary won best-of-seven series 4-2

Apr. 22	Colorado [4]	2	at	San Jose [2]	5
Apr. 24	Colorado	1	at	San Jose	4
Apr. 26	San Jose	1	at	Colorado	0
Apr. 28	San Jose	0	at	Colorado	1 OT
May 1	Colorado	2	at	San Jose	1 OT
May 4	San Jose	3	at	Colorado	1

San Jose won best-of-seven series 4-2**CONFERENCE FINALS**

May 8	Philadelphia [3]	1	at	Tampa Bay [1]	3
May 10	Philadelphia	6	at	Tampa Bay	2
May 13	Tampa Bay	4	at	Philadelphia	1
May 15	Tampa Bay	2	at	Philadelphia	3
May 18	Philadelphia	2	at	Tampa Bay	4
May 20	Tampa Bay	4	at	Philadelphia	5 OT
May 22	Philadelphia	1	at	Tampa Bay	2

Tampa Bay won best-of-seven series 4-3

May 9	Calgary [6]	4	at	San Jose [2]	3 OT
May 11	Calgary	4	at	San Jose	1
May 13	San Jose	3	at	Calgary	0
May 16	San Jose	4	at	Calgary	2
May 17	Calgary	3	at	San Jose	0
May 19	San Jose	1	at	Calgary	3

Calgary won best-of-seven series 4-2**FINAL**

May 25	Calgary [6]	4	at	Tampa Bay [1]	1
May 27	Calgary	1	at	Tampa Bay	4
May 29	Tampa Bay	0	at	Calgary	3
May 31	Tampa Bay	1	at	Calgary	0
June 3	Calgary	3	at	Tampa Bay	2 OT
June 5	Tampa Bay	3	at	Calgary	2 OT
June 7	Calgary	1	at	Tampa Bay	2

Tampa Bay won best-of-seven series 4-3

2003-04 – Tampa Bay Lightning – Dave Andreychuk (Captain), Fredrik Modin, Vincent Lecavalier, Martin St. Louis, Brad Richards, Nikolai Khabibulin, Pavel Kubina, Dan Boyle, Ruslan Fedotenko, Darryl Sydor, Cory Sarich, Tim Taylor, Cory Stillman, Jassen Cullimore, John Grahame, Chris Dingman, Nolan Pratt, Brad Lukowich, Andre Roy, Dmitry Afanasev, Martin Cibak, Ben Clymer, Darren Rumble, Stan Neckar, Eric Perrin; William Davidson (Owner), Tom Wilson (Governor), Ron Campbell (President), Jay Feaster (General Manager), John Tortorella (Head Coach), Craig Ramsay (Associate Coach), Jeff Reese (Assistant Coach), Nigel Kirwan (Video Coach), Eric Lawson (Strength and Conditioning Coach), Tom Mulligan (Trainer), Adam Rambo (Assistant Trainer), Ray Thill (Equipment Manager), Dana Heinze, Jim Pickard (Assistant Equipment Managers), Mike Griebel (Massage Therapist), Bill Barber (Director of Player Personnel), Jake Goertzen (Head Scout), Phil Thibodeau (Director of Team Services), Ryan Belec (Assistant to the GM), Rick Paterson (Chief Pro Scout), Kari Kettunen, Glen Zacharias, Steve Baker, Dave Heitz, Yuri Yanchenkov, (Scouts), Bill Wickett (Senior Vice President - Communications), Sean Henry (Executive Vice President/COO).

2003

The New Jersey Devils won their third Stanley Cup in the past nine seasons after defeating Anaheim in the seventh game of the Cup Final. The series marked the first time since 1965 that the home team won every game in the final.

After 4-1 series wins over Boston and Tampa Bay the Devils then eliminated the Ottawa Senators in a seven-game Conference Final.

Those series wins set up a Stanley Cup Final against the Western Conference champion Mighty Ducks of Anaheim. The Devils won the first two games of the Cup Final by identical 3-0 scores before losing to the Ducks in overtime of both game three and four. The Devils came home for game five and again won by three goals, this time by a 6-3 margin. Anaheim forced game seven after handily winning game six 5-2. New Jersey, backed by star goaltender Martin Brodeur, completed their trend of winning by three goals as they once again shutout the Ducks 3-0. Five players, Martin Brodeur, Sergei Brylin, Ken Daneyko, Scott Niedermayer and Scott Stevens, are members of the Devils' three Stanley Cup-winning teams.

CONN SMYTHE TROPHY

J.S. Giguere - Goaltender - Mighty Ducks of Anaheim

CONFERENCE QUARTER-FINALS

Apr. 9	NY Islanders [8]	3	at	Ottawa [1]	0
Apr. 12	NY Islanders	0	at	Ottawa	3
Apr. 14	Ottawa	3	at	NY Islanders	2 OT
Apr. 16	Ottawa	3	at	NY Islanders	1
Apr. 17	NY Islanders	1	at	Ottawa	4

Ottawa won best-of-seven series 4-1

Apr. 9	Boston [7]	1	at	New Jersey [2]	2
Apr. 11	Boston	2	at	New Jersey	4
Apr. 13	New Jersey	3	at	Boston	0
Apr. 15	New Jersey	1	at	Boston	5
Apr. 17	Boston	0	at	New Jersey	3

New Jersey won best-of-seven series 4-1

Apr. 10	Washington [6]	3	at	Tampa Bay [3]	0
Apr. 12	Washington	6	at	Tampa Bay	3
Apr. 15	Tampa Bay	4	at	Washington	3 OT
Apr. 16	Tampa Bay	3	at	Washington	1
Apr. 18	Washington	1	at	Tampa Bay	2
Apr. 20	Tampa Bay	2	at	Washington	1 OT

Tampa Bay won best-of-seven series 4-2

Apr. 9	Toronto [5]	5	at	Philadelphia [4]	3
Apr. 11	Toronto	1	at	Philadelphia	4
Apr. 14	Philadelphia	3	at	Toronto	4 OT
Apr. 16	Philadelphia	3	at	Toronto	2 OT
Apr. 19	Toronto	1	at	Philadelphia	4
Apr. 21	Philadelphia	1	at	Toronto	2 OT
Apr. 22	Toronto	1	at	Philadelphia	6

Philadelphia won best-of-seven series 4-3

Apr. 9	Edmonton [8]	2	at	Dallas [1]	1
Apr. 11	Edmonton	1	at	Dallas	6
Apr. 13	Dallas	2	at	Edmonton	3
Apr. 15	Dallas	3	at	Edmonton	1
Apr. 17	Edmonton	2	at	Dallas	5
Apr. 19	Dallas	3	at	Edmonton	2

Dallas won best-of-seven series 4-2

Apr. 10	Anaheim [7]	2	at	Detroit [2]	1 OT
Apr. 12	Anaheim	3	at	Detroit	2
Apr. 14	Detroit	1	at	Anaheim	2
Apr. 16	Detroit	2	at	Anaheim	3 OT

Anaheim won best-of-seven series 4-0

Apr. 10	Minnesota [6]	4	at	Colorado [3]	2
Apr. 12	Minnesota	2	at	Colorado	3
Apr. 14	Colorado	3	at	Minnesota	0
Apr. 16	Colorado	3	at	Minnesota	1
Apr. 19	Minnesota	3	at	Colorado	2
Apr. 21	Colorado	2	at	Minnesota	3 OT
Apr. 22	Minnesota	3	at	Colorado	2 OT

Minnesota won best-of-seven series 4-3

Apr. 10	St. Louis [5]	6	at	Vancouver [4]	0
Apr. 12	St. Louis	1	at	Vancouver	2
Apr. 14	Vancouver	1	at	St. Louis	3
Apr. 16	Vancouver	1	at	St. Louis	4
Apr. 18	St. Louis	3	at	Vancouver	5
Apr. 20	Vancouver	4	at	St. Louis	3
Apr. 22	St. Louis	1	at	Vancouver	4

Vancouver won best-of-seven series 4-3**CONFERENCE SEMI-FINALS**

Apr. 25	Philadelphia [4]	2	at	Ottawa [1]	4
Apr. 27	Philadelphia	2	at	Ottawa	0
Apr. 29	Ottawa	3	at	Philadelphia	2 OT
May 1	Ottawa	0	at	Philadelphia	1
May 3	Philadelphia	2	at	Ottawa	5
May 5	Ottawa	5	at	Philadelphia	1

Ottawa won best-of-seven series 4-2

Apr. 24	Tampa Bay [3]	0	at	New Jersey [2]	3
Apr. 26	Tampa Bay	2	at	New Jersey	3 OT
Apr. 28	New Jersey	3	at	Tampa Bay	4
Apr. 30	New Jersey	3	at	Tampa Bay	1
May 2	Tampa Bay	1	at	New Jersey	2 OT

New Jersey won best-of-seven series 4-1

Apr. 24	Anaheim [7]	4	at	Dallas [1]	3 OT
Apr. 26	Anaheim	3	at	Dallas	2 OT
Apr. 28	Dallas	2	at	Anaheim	1
Apr. 30	Dallas	0	at	Anaheim	1
May 3	Anaheim	1	at	Dallas	4
May 5	Dallas	3	at	Anaheim	4

Anaheim won best-of-seven series 4-2

Apr. 25	Minnesota [6]	3	at	Vancouver [4]	4 OT
Apr. 27	Minnesota	3	at	Vancouver	2
Apr. 29	Vancouver	3	at	Minnesota	2
May 2	Vancouver	3	at	Minnesota	2 OT
May 5	Minnesota	7	at	Vancouver	2
May 7	Vancouver	1	at	Minnesota	5
May 8	Minnesota	4	at	Vancouver	2

Minnesota won best-of-seven series 4-3**CONFERENCE FINALS**

May 10	New Jersey [2]	2	at	Ottawa [1]	3 OT
May 13	New Jersey	4	at	Ottawa	1
May 15	Ottawa	0	at	New Jersey	1
May 17	Ottawa	2	at	New Jersey	5
May 19	New Jersey	1	at	Ottawa	3
May 21	Ottawa	2	at	New Jersey	1 OT
May 23	New Jersey	3	at	Ottawa	2

New Jersey won best-of-seven series 4-3

May 10	Anaheim [7]	1	at	Minnesota [6]	0 OT
May 12	Anaheim	2	at	Minnesota	0
May 14	Minnesota	0	at	Anaheim	4
May 16	Minnesota	1	at	Anaheim	2

Anaheim won best-of-seven series 4-0**FINAL**

May 27	Anaheim [7]	0	at	New Jersey [2]	3
May 29	Anaheim	0	at	New Jersey	3
May 31	New Jersey	2	at	Anaheim	3 OT
June 2	New Jersey	0	at	Anaheim	1 OT
June 5	Anaheim	3	at	New Jersey	6
June 7	New Jersey	2	at	Anaheim	5
June 9	Anaheim	0	at	New Jersey	3

New Jersey won best-of-seven series 4-3

2002-03 – New Jersey Devils – Tommy Albain, Jiri Bicek, Martin Brodeur, Sergei Brylin, Ken Daneyko, Patrik Elias, Jeff Friesen, Brian Gionta, Scott Gomez, Jamie Langenbrunner, John Madden, Grant Marshall, Jim McKenzie, Scott Niedermayer, Joe Nieuwendyk, Jay Pandolfo, Brian Rafalski, Pascal Rheaume, Mike Rupp, Corey Schwab, Richard Smehlik, Scott Stevens (Captain), Turner Stevenson, Oleg Tverdokovsky, Colin White; Raymond Chambers, Lewis Catz (Owners), Peter Simon (Chairman), Lou Lamoriello (CEO/President/General Manager), Pat Burns (Head Coach), Bob Carpenter, John MacLean (Assistant Coaches), Jacques Caron (Goaltending Coach), Larry Robinson (Special Assignment Coach), David Conte (Director - Scouting), Claude Carrier (Assistant Director - Scouting), Chris Lamoriello (Scout/Albany (AHL) - General Manager), Milt Fisher, Dan Labraaten, Marcel Pronovost (Scouts), Bob Hoffmeyer, Jan Ludvig (Pro Scouts), Dr. Barry Fisher (Orthopedist), Chris Modrzynski (Executive Vice President), Terry Farmer (Vice President - Ticket Operations), Vladimir Bure (Fitness Consultant), Taran Singleton (Hockey

Operations), Bill Murray (Medical Trainer), Michael Vasalani (Strength and Conditioning Coordinator), Rick Matthews (Equipment Manager), Juergen Merz (Massage Therapist), Alex Abasto (Assistant Equipment Manager).

2002

The Detroit Red Wings became the first team in NHL history to win the Stanley Cup after starting the playoffs with two losses at home. After losing the first two games in their Conference Quarter-final to the Vancouver Canucks, the Red Wings then won 16 of their next 21 games en route to their third Cup win under coach Scotty Bowman. Bowman established a new coaching record with his ninth Cup victory, surpassing the mark he held with legendary Montreal coach Toe Blake.

After the slow start in their showdown against the Canucks, Detroit proceeded to win the series in six games. They then defeated the St. Louis Blues in five games before eliminating the Colorado Avalanche in a seven-game Conference Final.

Those series wins set up a Stanley Cup Final against the Eastern Conference champion Carolina Hurricanes. The Hurricanes stunned the Red Wings in game one of the finals on the strength of Ron Francis' overtime goal. That would be Carolina's only win in the series as the Red Wings won four straight including a triple overtime win in game three that proved to be the turning point in the series. The Cup win would be the first for many veterans on the team including goaltender Dominik Hasek, forward Luc Robitaille, as well as defensemen Steve Duchesne and Fredrik Olausson. It also marked the second Cup win for Chris Chelios, 16 years after he first won the Cup as a member of the Montreal Canadiens in 1986.

CONN SMYTHE TROPHY

Nicklas Lidstrom - Defense - Detroit Red Wings

CONFERENCE QUARTER-FINALS

Apr. 18	Montreal [8]	5	at	Boston [1]	2
Apr. 21	Montreal	4	at	Boston	6
Apr. 23	Boston	3	at	Montreal	5
Apr. 25	Boston	5	at	Montreal	2
Apr. 27	Montreal	2	at	Boston	1
Apr. 29	Boston	1	at	Montreal	2

Montreal won best-of-seven series 4-2

Apr. 17	Ottawa [7]	0	at	Philadelphia [2]	1 OT
Apr. 20	Ottawa	3	at	Philadelphia	0
Apr. 22	Philadelphia	0	at	Ottawa	3
Apr. 24	Philadelphia	0	at	Ottawa	3
Apr. 26	Ottawa	2	at	Philadelphia	1 OT

Ottawa won best-of-seven series 4-1

Apr. 17	New Jersey [6]	1	at	Carolina [3]	2
Apr. 19	New Jersey	1	at	Carolina	2 OT
Apr. 21	Carolina	0	at	New Jersey	4
Apr. 23	Carolina	1	at	New Jersey	3
Apr. 24	New Jersey	2	at	Carolina	3 OT
Apr. 27	Carolina	1	at	New Jersey	0

Carolina won best-of-seven series 4-2

Apr. 18	NY Islanders [5]	1	at	Toronto [4]	3
Apr. 20	NY Islanders	0	at	Toronto	2
Apr. 23	Toronto	1	at	NY Islanders	6
Apr. 24	Toronto	3	at	NY Islanders	4
Apr. 26	NY Islanders	3	at	Toronto	6
Apr. 28	Toronto	3	at	NY Islanders	5
Apr. 30	NY Islanders	2	at	Toronto	4

Toronto won best-of-seven series 4-3

Apr. 17	Vancouver [8]	4	at	Detroit [1]	3 OT
Apr. 19	Vancouver	5	at	Detroit	2
Apr. 21	Detroit	3	at	Vancouver	1
Apr. 23	Detroit	4	at	Vancouver	2
Apr. 25	Vancouver	0	at	Detroit	4
Apr. 27	Detroit	6	at	Vancouver	4

Detroit won best-of-seven series 4-2

Apr. 18	Los Angeles [7]	3	at	Colorado [2]	4
Apr. 20	Los Angeles	3	at	Colorado	5
Apr. 22	Colorado	1	at	Los Angeles	3
Apr. 23	Colorado	1	at	Los Angeles	0
Apr. 25	Los Angeles	1	at	Colorado	0 OT
Apr. 27	Colorado	1	at	Los Angeles	3
Apr. 29	Los Angeles	0	at	Colorado	4

Colorado won best-of-seven series 4-3

Apr. 17	Phoenix [6]	1	at	San Jose [3]	2
Apr. 20	Phoenix	3	at	San Jose	1
Apr. 22	San Jose	4	at	Phoenix	1
Apr. 24	San Jose	2	at	Phoenix	1
Apr. 26	Phoenix	1	at	San Jose	4

San Jose won best-of-seven series 4-1

Apr. 18	Chicago [5]	2	at	St. Louis [4]	1
Apr. 20	Chicago	0	at	St. Louis	2
Apr. 21	St. Louis	4	at	Chicago	0
Apr. 23	St. Louis	1	at	Chicago	0
Apr. 25	Chicago	3	at	St. Louis	5

St. Louis won best-of-seven series 4-1

CONFERENCE SEMI-FINALS

May 3	Montreal [8]	0	at	Carolina [3]	2
May 5	Montreal	4	at	Carolina	1
May 7	Carolina	1	at	Montreal	2 OT
May 9	Carolina	4	at	Montreal	3 OT
May 12	Montreal	1	at	Carolina	5
May 13	Carolina	8	at	Montreal	2

Carolina won best-of-seven series 4-2

May 2	Ottawa [7]	5	at	Toronto [4]	0
May 4	Ottawa	2	at	Toronto	3 3OT
May 6	Toronto	2	at	Ottawa	3
May 8	Toronto	2	at	Ottawa	1
May 10	Ottawa	4	at	Toronto	2
May 12	Toronto	4	at	Ottawa	3
May 14	Ottawa	0	at	Toronto	3

Toronto won best-of-seven series 4-3

May 1	San Jose [3]	6	at	Colorado [2]	3
May 4	San Jose	2	at	Colorado	8
May 6	Colorado	4	at	San Jose	6
May 8	Colorado	4	at	San Jose	1
May 11	San Jose	5	at	Colorado	3
May 13	Colorado	2	at	San Jose	1 OT
May 15	San Jose	0	at	Colorado	1

Colorado won best-of-seven series 4-3

May 2	St. Louis [4]	0	at	Detroit [1]	2
May 4	St. Louis	2	at	Detroit	3
May 7	Detroit	1	at	St. Louis	6
May 9	Detroit	4	at	St. Louis	3
May 11	St. Louis	0	at	Detroit	4

Detroit won best-of-seven series 4-1

CONFERENCE FINALS

May 16	Toronto [4]	2	at	Carolina [3]	1
May 19	Toronto	1	at	Carolina	2 OT
May 21	Carolina	2	at	Toronto	1 OT
May 23	Carolina	3	at	Toronto	0
May 25	Toronto	1	at	Carolina	0
May 28	Carolina	2	at	Toronto	1 OT

Carolina won best-of-seven series 4-2

May 18	Colorado [2]	3	at	Detroit [1]	5
May 20	Colorado	4	at	Detroit	3 OT
May 22	Detroit	2	at	Colorado	1 OT
May 25	Detroit	2	at	Colorado	3
May 27	Colorado	2	at	Detroit	1 OT
May 29	Detroit	2	at	Colorado	0
May 31	Colorado	0	at	Detroit	7

Detroit won best-of-seven series 4-3

FINAL

June 4	Carolina [3]	3	at	Detroit [1]	2 OT
June 6	Carolina	1	at	Detroit	3
June 8	Detroit	3	at	Carolina	2 3OT
June 10	Detroit	3	at	Carolina	0
June 13	Carolina	1	at	Detroit	3

Detroit won best-of-seven series 4-1

2001-02 – Detroit Red Wings – Steve Yzerman (Captain), Dominik Hasek, Manny Legace, Chris Chelios, Mathieu Dandenault, Steve Duchesne, Jiri Fischer, Nicklas Lidstrom, Fredrik Olausson, Jiri Slegel, Pavel Datsyuk, Boyd Devereaux, Kris Draper, Sergei Fedorov, Tomas Holmstrom, Brett Hull, Igor Larionov, Kirk Maltby, Darren McCarty, Luc Robitaille, Brendan Shanahan, Jason Williams; Michael Ilitch (Owner/Governor), Marian Ilitch (Owner/Secretary Treasurer), Christopher Ilitch (Vice President), Denise Ilitch (Alternate Governor), Ronald Ilitch, Michael Ilitch Jr., Lisa Ilitch Murray, Atanas Ilitch, Carole Ilitch, Jim Devellano (Senior Vice President), Ken Holland (General Manager), Jim Nill (Assistant General Manager), Scotty Bowman (Head Coach), Dave Lewis, Barry Smith (Associate Coaches), Jim Bedard (Goaltending Consultant), Joe Kocur (Video Coordinator), John Wharton (Athletic Trainer), Piet Van Zant (Assistant Athletic Trainer), Paul Boyer (Equipment Manager), Paul MacDonald (Senior Director of Finance), Nancy Beard (Executive Assistant), Dan Belisle, Mark Howe, Bob McCammon (Pro Scouts), Hakan Andersson (Director of European Scouting), Bruce Haralson, Mark Leach, Joe McDonnell, Glenn Merkosky (Scouts).

2001

The Colorado Avalanche capped a remarkable season with a seven-game Stanley Cup Final victory over the defending champion New Jersey Devils. Raymond Bourque had dubbed the Stanley Cup quest "Mission 16W" for the 16 wins it would take to send him into retirement as a champion for the first time in his 22-year career.

Unlike their first Stanley Cup victory in 1996, when the Avalanche never needed more than six games to win a series and swept past the Florida Panthers in four, Colorado was pushed to the brink twice in 2001. The Avalanche needed seven games to dispose of the Los Angeles Kings in the Western Conference Semifinal and lost Peter Forsberg to a serious injury in the process. After a five-game victory over the St. Louis Blues in the Conference Final, Colorado scored a decisive 5-0 victory to open the Stanley Cup Final. However, when the Devils took three of the next four games, the Avalanche found themselves facing elimination in the sixth game at New Jersey. The Avalanche were outshot 24 to 18, but emerged with a 4-0 victory thanks to the brilliance of Patrick Roy and a goal and two assists from Adam Foote. Roy made 25 saves back home in Denver two nights later, and Joe Sakic had a goal and an assist to give the Avalanche a 3-1 victory and their second Stanley Cup win in six seasons.

CONN SMYTHE TROPHY

Patrick Roy - Goaltender - Colorado Avalanche

CONFERENCE QUARTER-FINALS

Apr. 12	Carolina [8]	1	at	New Jersey [1]	5
Apr. 15	Carolina	0	at	New Jersey	2
Apr. 17	New Jersey	4	at	Carolina	0
Apr. 18	New Jersey	2	at	Carolina	3 OT
Apr. 20	Carolina	3	at	New Jersey	2
Apr. 22	New Jersey	5	at	Carolina	1

New Jersey won best-of-seven series 4-2

Apr. 13	Toronto [7]	1	at	Ottawa [2]	0 OT
Apr. 14	Toronto	3	at	Ottawa	0
Apr. 16	Ottawa	2	at	Toronto	3 OT
Apr. 18	Ottawa	1	at	Toronto	3

Toronto won best-of-seven series 4-0

Apr. 12	Pittsburgh [6]	0	at	Washington [3]	1
Apr. 14	Pittsburgh	2	at	Washington	1
Apr. 16	Washington	0	at	Pittsburgh	3
Apr. 18	Washington	4	at	Pittsburgh	3 OT
Apr. 21	Pittsburgh	2	at	Washington	1
Apr. 23	Washington	3	at	Pittsburgh	4 OT

Pittsburgh won best-of-seven series 4-2

Apr. 11	Buffalo [5]	2	at	Philadelphia [4]	1
Apr. 14	Buffalo	4	at	Philadelphia	3 OT

Apr. 16	Philadelphia	3	at	Buffalo	2
Apr. 17	Philadelphia	3	at	Buffalo	4 OT
Apr. 19	Buffalo	1	at	Philadelphia	3
Apr. 21	Philadelphia	0	at	Buffalo	8

Buffalo won best-of-seven series 4-2

Apr. 12	Vancouver [8]	4	at	Colorado [1]	5
Apr. 14	Vancouver	1	at	Colorado	2
Apr. 16	Colorado	4	at	Vancouver	3 OT
Apr. 18	Colorado	5	at	Vancouver	1

Colorado won best-of-seven series 4-0

Apr. 11	Los Angeles [7]	3	at	Detroit [2]	5
Apr. 14	Los Angeles	0	at	Detroit	4
Apr. 15	Detroit	1	at	Los Angeles	2
Apr. 18	Detroit	3	at	Los Angeles	4 OT
Apr. 21	Los Angeles	3	at	Detroit	2
Apr. 23	Detroit	2	at	Los Angeles	3 OT

Los Angeles won best-of-seven series 4-2

Apr. 11	Edmonton [6]	1	at	Dallas [3]	2 OT
Apr. 14	Edmonton	4	at	Dallas	3
Apr. 15	Dallas	3	at	Edmonton	2 OT
Apr. 17	Dallas	1	at	Edmonton	2 OT
Apr. 19	Edmonton	3	at	Dallas	4 OT
Apr. 21	Dallas	3	at	Edmonton	1

Dallas won best-of-seven series 4-2

Apr. 12	San Jose [5]	1	at	St. Louis [4]	3
Apr. 14	San Jose	1	at	St. Louis	0
Apr. 16	St. Louis	6	at	San Jose	3
Apr. 17	St. Louis	2	at	San Jose	3
Apr. 19	San Jose	2	at	St. Louis	3 OT
Apr. 21	St. Louis	2	at	San Jose	1

St. Louis won best-of-seven series 4-2**CONFERENCE SEMI-FINALS**

Apr. 26	Toronto [7]	2	at	New Jersey [1]	0
Apr. 28	Toronto	5	at	New Jersey	6 OT
May 1	New Jersey	3	at	Toronto	2 OT
May 3	New Jersey	1	at	Toronto	3
May 5	Toronto	3	at	New Jersey	2
May 7	New Jersey	4	at	Toronto	2
May 9	Toronto	1	at	New Jersey	5

New Jersey won best-of-seven series 4-3

Apr. 26	Pittsburgh [6]	3	at	Buffalo [5]	0
Apr. 28	Pittsburgh	3	at	Buffalo	1
Apr. 30	Buffalo	4	at	Pittsburgh	1
May 2	Buffalo	5	at	Pittsburgh	2
May 5	Pittsburgh	2	at	Buffalo	3 OT
May 8	Buffalo	2	at	Pittsburgh	3 OT
May 10	Pittsburgh	3	at	Buffalo	2 OT

Pittsburgh won best-of-seven series 4-3

Apr. 26	Los Angeles [7]	4	at	Colorado [1]	3 OT
Apr. 28	Los Angeles	0	at	Colorado	2
Apr. 30	Colorado	4	at	Los Angeles	3
May 2	Colorado	3	at	Los Angeles	0
May 4	Los Angeles	1	at	Colorado	0
May 6	Colorado	0	at	Los Angeles	1 2OT
May 9	Los Angeles	1	at	Colorado	5

Colorado won best-of-seven series 4-3

Apr. 27	St. Louis [4]	4	at	Dallas [3]	2
Apr. 29	St. Louis	2	at	Dallas	1
May 1	Dallas	2	at	St. Louis	3 2OT
May 3	Dallas	1	at	St. Louis	4

St. Louis won best-of-seven series 4-0**CONFERENCE FINALS**

May 12	Pittsburgh [6]	1	at	New Jersey [1]	3
May 15	Pittsburgh	4	at	New Jersey	2
May 17	New Jersey	3	at	Pittsburgh	0
May 19	New Jersey	5	at	Pittsburgh	0
May 22	Pittsburgh	2	at	New Jersey	4

New Jersey won best-of-seven series 4-1

May 12	St. Louis [4]	1	at	Colorado [1]	4
May 14	St. Louis	2	at	Colorado	4
May 16	Colorado	3	at	St. Louis	4 2OT
May 18	Colorado	4	at	St. Louis	3 OT
May 21	St. Louis	1	at	Colorado	2 OT

Colorado won best-of-seven series 4-1**FINAL**

May 26	New Jersey [1]	0	at	Colorado [1]	5
May 29	New Jersey	2	at	Colorado	1
May 31	Colorado	3	at	New Jersey	1
June 2	Colorado	2	at	New Jersey	3
June 4	New Jersey	4	at	Colorado	1
June 7	Colorado	4	at	New Jersey	0
June 9	New Jersey	1	at	Colorado	3

Colorado won best-of-seven series 4-3

2000-01 — Colorado Avalanche — David Aebischer, Rob Blake, Raymond Bourque, Greg de Vries, Chris Dingman, Chris Drury, Adam Foote, Peter Forsberg, Milan Hejduk, Dan Hinote, Jon Klemm, Eric Messier, Bryan Muir, Ville Nieminen, Scott Parker, Shjon Podein, Nolan Pratt, Dave Reid, Steve Reinprecht, Patrick Roy, Joe Sakic (Captain), Martin Skoula, Alex Tanguay, Stephane Yelle; E. Stanley Kroenke (Owner/Governor), Pierre Lacroix (President/General Manager), Bob Hartley (Head Coach), Jacques Cloutier, Bryan Trottier (Assistant Coaches), Paul Fixter (Video Coach), Francois Giguere (Vice President - Hockey Operations), Brian MacDonald (Assistant General Manager), Michel Goulet (Vice President - Player Personnel), Jean Martineau (Vice President - Communications and Team Services), Pat Karns (Head Athletic Trainer), Matthew Sokolowski (Assistant Athletic Trainer), Wayne Flemming, Mark Miller (Equipment Managers), Dave Randolph (Assistant Equipment Manager), Paul Goldberg (Strength and Conditioning Coach), Gregorio Pradera (Massage Therapist), Brad Smith (Pro Scout), Jim Hammett (Chief Scout), Garth Joy, Steve Lyons, Joni Lehto, Orval Tessier (Scouts), Charlotte Grahame (Director of Hockey Administration).

2000

On the strength of Jason Arnott's Cup-winning goal in double overtime, the New Jersey Devils won their second Stanley Cup championship by defeating the Dallas Stars four games to two. Nine members of the Devils' squad were also on their Cup-winning team in 1995. The series marked the first time since 1984 (NY Islanders) that the reigning Cup champion made it to the final but failed to defend their title. New Jersey was led by veteran defenseman Scott Stevens whose spirited play throughout the postseason earned him the Conn Smythe Trophy as playoff MVP.

Apart from the opening game, which New Jersey won 7-3, the series was closely matched. Four of the remaining five games were decided by one goal including the final two games which were decided in overtime. In fact, game five was not decided until the third overtime period while game six went to a second overtime period. The last time that two games in a final went to at least the second overtime period was back in 1934 (Chicago vs. Detroit). Before getting to the Final the Devils had series wins over Florida, Toronto and Philadelphia. In the series against the Flyers the Devils trailed three games to one before overtaking Philadelphia with three straight wins, including two on the road.

CONN SMYTHE TROPHY

Scott Stevens - Defense - New Jersey Devils

CONFERENCE QUARTER-FINALS

Apr. 13	Buffalo [8]	2	at	Philadelphia [1]	3
Apr. 14	Buffalo	1	at	Philadelphia	2
Apr. 16	Philadelphia	2	at	Buffalo	0
Apr. 18	Philadelphia	2	at	Buffalo	3 OT
Apr. 20	Buffalo	2	at	Philadelphia	5

Philadelphia won best-of-seven series 4-1

Apr. 13	Pittsburgh [7]	7	at	Washington [2]	0
Apr. 15	Washington	1	at	Pittsburgh	2 OT
Apr. 17	Washington	3	at	Pittsburgh	4

Apr. 19	Pittsburgh	2	at	Washington	3
Apr. 21	Pittsburgh	2	at	Washington	1

Pittsburgh won best-of-seven series 4-1

Apr. 12	Ottawa [6]	0	at	Toronto [3]	2
Apr. 15	Ottawa	1	at	Toronto	5
Apr. 17	Toronto	3	at	Ottawa	4
Apr. 19	Toronto	1	at	Ottawa	2
Apr. 22	Ottawa	1	at	Toronto	2 OT
Apr. 24	Toronto	4	at	Ottawa	2

Toronto won best-of-seven series 4-2

Apr. 13	Florida [5]	3	at	New Jersey [4]	4
Apr. 16	Florida	1	at	New Jersey	2
Apr. 18	New Jersey	2	at	Florida	1
Apr. 20	New Jersey	4	at	Florida	1

New Jersey won best-of-seven series 4-0

Apr. 12	San Jose [8]	3	at	St. Louis [1]	5
Apr. 15	San Jose	4	at	St. Louis	2
Apr. 17	St. Louis	1	at	San Jose	2
Apr. 19	St. Louis	2	at	San Jose	3
Apr. 21	San Jose	3	at	St. Louis	5
Apr. 23	St. Louis	6	at	San Jose	2
Apr. 25	San Jose	3	at	St. Louis	1

San Jose won best-of-seven series 4-3

Apr. 12	Edmonton [7]	1	at	Dallas [2]	2
Apr. 13	Edmonton	0	at	Dallas	3
Apr. 16	Dallas	2	at	Edmonton	5
Apr. 18	Dallas	4	at	Edmonton	3
Apr. 21	Edmonton	2	at	Dallas	3

Dallas won best-of-seven series 4-1

Apr. 13	Phoenix [6]	3	at	Colorado [3]	6
Apr. 15	Phoenix	1	at	Colorado	3
Apr. 17	Colorado	4	at	Phoenix	2
Apr. 19	Colorado	2	at	Phoenix	3
Apr. 21	Phoenix	1	at	Colorado	2

Colorado won best-of-seven series 4-1

Apr. 13	Los Angeles [5]	0	at	Detroit [4]	2
Apr. 15	Los Angeles	5	at	Detroit	8
Apr. 17	Detroit	2	at	Los Angeles	1
Apr. 19	Detroit	3	at	Los Angeles	0

Detroit won best-of-seven series 4-0**CONFERENCE SEMI-FINALS**

Apr. 27	Pittsburgh [7]	2	at	Philadelphia [1]	0
Apr. 29	Pittsburgh	4	at	Philadelphia	1
May 2	Philadelphia	4	at	Pittsburgh	3 OT
May 4	Philadelphia	2	at	Pittsburgh	1 5OT
May 7	Pittsburgh	3	at	Philadelphia	6
May 9	Philadelphia	2	at	Pittsburgh	1

Philadelphia won best-of-seven series 4-2

Apr. 27	New Jersey [4]	1	at	Toronto [3]	2
Apr. 29	New Jersey	1	at	Toronto	0
May 1	Toronto	1	at	New Jersey	5
May 3	Toronto	3	at	New Jersey	2
May 6	New Jersey	4	at	Toronto	3
May 8	Toronto	0	at	New Jersey	3

New Jersey won best-of-seven series 4-2

Apr. 28	San Jose [8]	0	at	Dallas [2]	4
Apr. 30	San Jose	0	at	Dallas	1
May 2	Dallas	1	at	San Jose	2
May 5	Dallas	5	at	San Jose	4
May 7	San Jose	1	at	Dallas	4

Dallas won best-of-seven series 4-1

Apr. 27	Detroit [4]	0	at	Colorado [3]	2
Apr. 29	Detroit	1	at	Colorado	3
May 1	Colorado	1	at	Detroit	3
May 3	Colorado	3	at	Detroit	2 OT
May 5	Detroit	2	at	Colorado	4

Colorado won best-of-seven series 4-1**CONFERENCE FINALS**

May 14	New Jersey [4]	4	at	Philadelphia [1]	1
May 16	New Jersey	3	at	Philadelphia	4
May 18	Philadelphia	4	at	New Jersey	2
May 20	Philadelphia	3	at	New Jersey	1
May 22	New Jersey	4	at	Philadelphia	1

May 24	Philadelphia	1	at	New Jersey	2
May 26	New Jersey	2	at	Philadelphia	1

New Jersey won best-of-seven series 4-3

May 13	Colorado [3]	2	at	Dallas [2]	0
May 15	Colorado	2	at	Dallas	3
May 19	Dallas	0	at	Colorado	2
May 21	Dallas	4	at	Colorado	1
May 23	Colorado	2	at	Dallas	3 OT
May 25	Dallas	1	at	Colorado	2
May 27	Colorado	2	at	Dallas	3

Dallas won best-of-seven series 4-3**FINAL**

May 30	Dallas [2]	3	at	New Jersey [4]	7
June 1	Dallas	2	at	New Jersey	1
June 3	New Jersey	2	at	Dallas	1
June 5	New Jersey	3	at	Dallas	1
June 8	Dallas	1	at	New Jersey	0 3OT
June 10	New Jersey	2	at	Dallas	1 2OT

New Jersey won best-of-seven series 4-2

1999-2000 – New Jersey Devils – Jason Arnett, Brad Bombardir, Martin Brodeur, Steve Brule, Sergei Brylin, Ken Daneyko, Patrik Elias, Scott Gomez, Bobby Holik, Steve Kelly, Claude Lemieux, John Madden, Vladimir Malakhov, Randy McKay, Alexander Mogilny, Sergei Nemchinov, Scott Niedermayer, Krzysztof Oliwa, Jay Pandolfo, Brian Rafalski, Ken Sutton, Scott Stevens (Captain), Petr Sykora, Chris Terreri, Colin White; Dr. John J. McMullen (Owner/Chairman), Peter S. McMullen (Owner), Lou Lamoriello (President/General Manager), Larry Robinson (Head Coach), Viacheslav Fetisov (Assistant Coach), Jacques Caron (Goaltending Coach), Bob Carpenter (Assistant Coach), John Cuniff (Albany (AHL) - Coach), David Conte (Director of Scouting), Claude Carrier (Assistant Director of Scouting), Milt Fisher, Dan Labraaten, Marcel Pronovost (Scouts), Bob Hoffmeyer (Pro Scout), Dr. Barry Fisher (Orthopedist), Dennis Gendron (Albany (AHL) - Assistant Coach), Robbie Ftorek (Coach), Vladimir Bure (Consultant), Taran Singleton, Marie Carnevale, Callie Smith (Hockey Operations), Bill Murray (Medical Trainer), Michael Vasalani (Strength and Conditioning Coordinator), Dana McGuane (Equipment Manager), Juergen Merz (Massage Therapist), Harry Bricker, Lou Centanni Jr. (Assistant Equipment Managers).

1999

It had been five years since the NHL's best regular-season team had also been its playoff champion, but this year the Dallas Stars won the Stanley Cup after winning the Presidents' Trophy for the second year in a row. The Stars won the first Cup title in franchise history by beating the Buffalo Sabres in a hard-fought series that marked the first time since 1994 that the Stanley Cup Final had not ended in a sweep. Dallas took the series in six games, with Brett Hull scoring the winning goal at 14:51 of the third overtime session. The second-longest game in the history of the Stanley Cup Final ended at 1:30 a.m. local time in Buffalo.

The Stars were led by Joe Nieuwendyk, who paced all playoff performers with 11 goals and also won the Conn Smythe Trophy. Mike Modano's 18 assists were tops in the playoffs, while Ed Belfour provided stellar goaltending, outperforming Buffalo's Dominik Hasek in the Stanley Cup Final after besting Colorado's Patrick Roy in the Western Conference Final. The Stars had opened the playoffs with a four-game sweep over Edmonton before downing St. Louis in a tight six-game series that saw four games decided in OT.

CONN SMYTHE TROPHY

Joe Nieuwendyk - Center - Dallas Stars

CONFERENCE QUARTER-FINALS

Apr. 22	Pittsburgh [8]	1	at	New Jersey [1]	3
Apr. 24	Pittsburgh	4	at	New Jersey	1
Apr. 25	New Jersey	2	at	Pittsburgh	4
Apr. 27	New Jersey	4	at	Pittsburgh	2
Apr. 30	Pittsburgh	3	at	New Jersey	4
May 2	New Jersey	2	at	Pittsburgh	3 OT
May 4	Pittsburgh	4	at	New Jersey	2

Pittsburgh won best-of-seven series 4-3

Apr. 21	Buffalo [7]	2	at	Ottawa [2]	1
Apr. 23	Buffalo	3	at	Ottawa	2 2OT
Apr. 25	Ottawa	0	at	Buffalo	3
Apr. 27	Ottawa	3	at	Buffalo	4

Buffalo won best-of-seven series 4-0

Apr. 22	Boston [6]	2	at	Carolina [3]	0
Apr. 24	Boston	2	at	Carolina	3 OT
Apr. 26	Carolina	3	at	Boston	2
Apr. 28	Carolina	1	at	Boston	4
Apr. 30	Boston	4	at	Carolina	3 2OT
May 2	Carolina	0	at	Boston	2

Boston won best-of-seven series 4-2

Apr. 22	Philadelphia [5]	3	at	Toronto [4]	0
Apr. 24	Philadelphia	1	at	Toronto	2
Apr. 26	Toronto	2	at	Philadelphia	1
Apr. 28	Toronto	2	at	Philadelphia	5
Apr. 30	Philadelphia	1	at	Toronto	2 OT
May 2	Toronto	1	at	Philadelphia	0

Toronto won best-of-seven series 4-2

Apr. 21	Edmonton [8]	1	at	Dallas [1]	2
Apr. 23	Edmonton	2	at	Dallas	3
Apr. 25	Dallas	3	at	Edmonton	2
Apr. 27	Dallas	3	at	Edmonton	2 3OT

Dallas won best-of-seven series 4-0

Apr. 24	Colorado [2]	3	at	San Jose [7]	1
Apr. 26	Colorado	2	at	San Jose	1 OT
Apr. 28	San Jose	4	at	Colorado	2
Apr. 30	San Jose	7	at	Colorado	3
May 1	San Jose	2	at	Colorado	6
May 3	Colorado	3	at	San Jose	2 OT

Colorado won best-of-seven series 4-2

Apr. 21	Anaheim [6]	3	at	Detroit [3]	5
Apr. 23	Anaheim	1	at	Detroit	5
Apr. 25	Detroit	4	at	Anaheim	2
Apr. 27	Detroit	3	at	Anaheim	0

Detroit won best-of-seven series 4-0

Apr. 22	St. Louis [5]	3	at	Phoenix [4]	1
Apr. 24	St. Louis	3	at	Phoenix	4 OT
Apr. 25	Phoenix	5	at	St. Louis	4
Apr. 27	Phoenix	2	at	St. Louis	1
Apr. 30	St. Louis	2	at	Phoenix	1 OT
May 2	Phoenix	3	at	St. Louis	5
May 4	St. Louis	1	at	Phoenix	0 OT

St. Louis won best-of-seven series 4-3**CONFERENCE SEMI-FINALS**

May 7	Pittsburgh [8]	2	at	Toronto [4]	0
May 9	Pittsburgh	2	at	Toronto	4
May 11	Toronto	3	at	Pittsburgh	4
May 13	Toronto	3	at	Pittsburgh	2 OT
May 15	Pittsburgh	1	at	Toronto	4
May 17	Toronto	4	at	Pittsburgh	3 OT

Toronto won best-of-seven series 4-2

May 6	Buffalo [7]	2	at	Boston [6]	4
May 9	Buffalo	3	at	Boston	1
May 12	Boston	2	at	Buffalo	3
May 14	Boston	0	at	Buffalo	3
May 16	Buffalo	3	at	Boston	5
May 18	Boston	2	at	Buffalo	3

Buffalo won best-of-seven series 4-2

May 6	St. Louis [5]	0	at	Dallas [1]	3
May 8	St. Louis	4	at	Dallas	5 OT
May 10	Dallas	2	at	St. Louis	3 OT
May 12	Dallas	2	at	St. Louis	3 OT
May 15	St. Louis	1	at	Dallas	3
May 17	Dallas	2	at	St. Louis	1 OT

Dallas won best-of-seven series 4-2

May 7	Detroit [3]	3	at	Colorado [2]	2 OT
May 9	Detroit	4	at	Colorado	0
May 11	Colorado	5	at	Detroit	3
May 13	Colorado	6	at	Detroit	2
May 16	Detroit	0	at	Colorado	3
May 18	Colorado	5	at	Detroit	2

Colorado won best-of-seven series 4-2**CONFERENCE FINALS**

May 23	Buffalo [7]	5	at	Toronto [4]	4
May 25	Buffalo	3	at	Toronto	6
May 27	Toronto	2	at	Buffalo	4
May 29	Toronto	2	at	Buffalo	5
May 31	Buffalo	4	at	Toronto	2

Buffalo won best-of-seven series 4-1

May 22	Colorado [2]	2	at	Dallas [1]	1
May 24	Colorado	2	at	Dallas	4
May 26	Dallas	3	at	Colorado	0
May 28	Dallas	2	at	Colorado	3 OT
May 30	Colorado	7	at	Dallas	5
June 1	Dallas	4	at	Colorado	1
June 4	Colorado	1	at	Dallas	4

Dallas won best-of-seven series 4-3**FINAL**

June 8	Buffalo [7]	3	at	Dallas [1]	2 OT
June 10	Buffalo	2	at	Dallas	4
June 12	Dallas	2	at	Buffalo	1
June 15	Dallas	1	at	Buffalo	2
June 17	Buffalo	0	at	Dallas	2
June 19	Dallas	2	at	Buffalo	1 3OT

Dallas won best-of-seven series 4-2

1998-99 – Dallas Stars – Derian Hatcher (Captain), Mike Modano, Joe Nieuwendyk, Craig Ludwig, Sergei Zubov, Ed Belfour, Guy Carbonneau, Shawn Chambers, Benoit Hogue, Hrkac, Brett Hull, Mike Keane, Jamie Langenbrunner, Jere Lehtinen, Grant Marshall, Richard Matvichuk, Derek Plante, Dave Reid, Brent Severyn, Jon Sim, Brian Skrudland, Blake Sloan, Darryl Sydor, Roman Turek, Pat Verbeek; Thomas Hicks (Chairman/Owner), Jim Lites (President), Bob Gainey (Vice President - Hockey Operations/General Manager), Doug Armstrong (Assistant General Manager), Craig Button (Director of Player Personnel), Ken Hitchcock (Head Coach), Doug Jarvis, Rick Wilson (Assistant Coaches), Rick McLaughlin (Vice President/Chief Financial Officer), Jeff Cogen (Vice President - Marketing and Promotion), Bill Strong (Vice President - Marketing and Broadcasting), Tim Bernhardt (Director of Amateur Scouting), Doug Overton (Director of Pro Scouting), Bob Gernander (Chief Scout), Stu MacGregor (Western Scout), Dave Suprenant (Medical Trainer), Dave Smith, Rich Matthews (Equipment Managers), J.J. McQueen (Strength and Conditioning Coach), Rick St. Croix (Goaltending Consultant), Dan Stuchal (Director of Team Services), Larry Kelly (Director of Public Relations).

1998

With a four-game sweep of the Washington Capitals, the Detroit Red Wings became the first team since the Pittsburgh Penguins (1991 and 1992) to repeat as Stanley Cup champions. The Red Wings were led by Steve Yzerman, who became just the fifth player to receive the Conn Smythe Trophy as the most valuable player in the playoffs while captain of his team. Scotty Bowman equalled Toe Blake's NHL record of eight Stanley Cup coaching victories.

Despite the four-game sweep in the Final, Detroit did not have a smooth road to the Cup, as they were forced to play six games in each of the three series leading up to the Stanley Cup Final. Overall, the team had equal success at home and on the road, posting identical 8-3 records. A total of ten Red Wing players contributed the 16 game-

winning goals scored en route to the Stanley Cup.

The on-ice celebration produced one of the most emotional moments in NHL history, as injured teammate Vladimir Konstantinov participated in the post-game festivities from his wheelchair. Konstantinov had been a key part of Detroit's Stanley Cup championship in 1997, but nearly lost his life in a car accident one week after the victory.

CONN SMYTHE TROPHY

Steve Yzerman - Center - Detroit Red Wings

CONFERENCE QUARTER-FINALS

Apr. 22	Ottawa [8]	2	at	New Jersey [1]	1 OT
Apr. 24	Ottawa	1	at	New Jersey	3
Apr. 26	New Jersey	1	at	Ottawa	2 OT
Apr. 28	New Jersey	3	at	Ottawa	4
Apr. 30	Ottawa	1	at	New Jersey	3
May 2	New Jersey	1	at	Ottawa	4

Ottawa won best-of-seven series 4-2

Apr. 23	Montreal [7]	3	at	Pittsburgh [2]	2 OT
Apr. 25	Montreal	1	at	Pittsburgh	4
Apr. 27	Pittsburgh	1	at	Montreal	3
Apr. 29	Pittsburgh	6	at	Montreal	3
May 1	Montreal	5	at	Pittsburgh	2
May 3	Pittsburgh	0	at	Montreal	3

Montreal won best-of-seven series 4-2

Apr. 22	Buffalo [6]	3	at	Philadelphia [3]	2
Apr. 24	Buffalo	2	at	Philadelphia	3
Apr. 27	Philadelphia	1	at	Buffalo	6
Apr. 29	Philadelphia	1	at	Buffalo	4
May 1	Buffalo	3	at	Philadelphia	2 OT

Buffalo won best-of-seven series 4-1

Apr. 22	Boston [5]	1	at	Washington [4]	3
Apr. 24	Boston	4	at	Washington	3 2OT
Apr. 26	Washington	3	at	Boston	2 2OT
Apr. 28	Washington	3	at	Boston	0
May 1	Boston	4	at	Washington	0
May 3	Washington	3	at	Boston	2 OT

Washington won best-of-seven series 4-2

Apr. 22	San Jose [8]	1	at	Dallas [1]	4
Apr. 24	San Jose	2	at	Dallas	5
Apr. 26	Dallas	1	at	San Jose	4
Apr. 28	Dallas	0	at	San Jose	1 OT
Apr. 30	San Jose	2	at	Dallas	3
May 2	Dallas	3	at	San Jose	2 OT

Dallas won best-of-seven series 4-2

Apr. 22	Edmonton [7]	3	at	Colorado [2]	2
Apr. 24	Edmonton	2	at	Colorado	5
Apr. 26	Colorado	5	at	Edmonton	4 OT
Apr. 28	Colorado	3	at	Edmonton	1
Apr. 30	Edmonton	3	at	Colorado	1
May 2	Colorado	0	at	Edmonton	2
May 4	Edmonton	4	at	Colorado	0

Edmonton won best-of-seven series 4-3

Apr. 22	Phoenix [6]	3	at	Detroit [3]	6
Apr. 24	Phoenix	7	at	Detroit	4
Apr. 26	Detroit	2	at	Phoenix	3
Apr. 28	Detroit	4	at	Phoenix	2
Apr. 30	Phoenix	1	at	Detroit	3
May 3	Detroit	5	at	Phoenix	2

Detroit won best-of-seven series 4-2

Apr. 23	Los Angeles [5]	3	at	St. Louis [4]	8
Apr. 25	Los Angeles	1	at	St. Louis	2
Apr. 27	St. Louis	4	at	Los Angeles	3
Apr. 30	St. Louis	2	at	Los Angeles	1

St. Louis won best-of-seven series 4-0

CONFERENCE SEMI-FINALS

May 7	Ottawa [8]	2	at	Washington [4]	4
May 9	Ottawa	1	at	Washington	6
May 11	Washington	3	at	Ottawa	4
May 13	Washington	2	at	Ottawa	0
May 15	Washington	0	at	Washington	3

Washington won best-of-seven series 4-1

May 8	Montreal [7]	2	at	Buffalo [6]	3 OT
-------	--------------	---	----	-------------	------

May 10	Montreal	3	at	Buffalo	6
May 12	Buffalo	5	at	Montreal	4 2OT
May 14	Buffalo	3	at	Montreal	1

Buffalo won best-of-seven series 4-0

May 7	Edmonton [7]	1	at	Dallas [1]	3
May 9	Edmonton	2	at	Dallas	0
May 11	Dallas	1	at	Edmonton	0 OT
May 13	Dallas	3	at	Edmonton	1
May 16	Edmonton	1	at	Dallas	2

Dallas won best-of-seven series 4-1

May 8	St. Louis [4]	4	at	Detroit [3]	2
May 10	St. Louis	1	at	Detroit	6
May 12	Detroit	3	at	St. Louis	2 2OT
May 14	Detroit	5	at	St. Louis	2
May 17	St. Louis	3	at	Detroit	1
May 19	Detroit	6	at	St. Louis	1

Detroit won best-of-seven series 4-2

CONFERENCE FINALS

May 23	Buffalo [6]	2	at	Washington [4]	0
May 25	Buffalo	2	at	Washington	3 OT
May 28	Washington	4	at	Buffalo	3 OT
May 30	Washington	2	at	Buffalo	0
June 2	Buffalo	2	at	Washington	1
June 4	Washington	3	at	Buffalo	2 OT

Washington won best-of-seven series 4-2

May 24	Detroit [3]	2	at	Dallas [1]	0
May 26	Detroit	1	at	Dallas	3
May 29	Dallas	3	at	Detroit	5
May 31	Dallas	2	at	Detroit	3
June 3	Detroit	2	at	Dallas	3 OT
June 5	Dallas	0	at	Detroit	2

Detroit won best-of-seven series 4-2

FINAL

June 9	Washington [4]	1	at	Detroit [3]	2
June 11	Washington	4	at	Detroit	5 OT
June 13	Detroit	2	at	Washington	1
June 16	Detroit	4	at	Washington	1

Detroit won best-of-seven series 4-0

1997-98 – Detroit Red Wings – Steve Yzerman (Captain), Doug Brown, Mathieu Dandenault, Kris Draper, Anders Eriksson, Sergei Fedorov, Viacheslav Fetisov, Brent Gilchrist, Kevin Hodson, Tomas Holmstrom, Mike Knuble, Joe Kocur, Vladimir Konstantinov, Vyacheslav Kozlov, Martin Lapointe, Igor Larionov, Nicklas Lidstrom, Jamie Macoun, Kirk Maltby, Darren McCarty, Dmitri Mironov, Larry Murphy, Chris Osgood, Bob Rouse, Brendan Shanahan, Aaron Ward; Mike Ilitch, (Owner/Chairman), Marian Ilitch (Owner), Atanas Ilitch, Christopher Ilitch (Vice Presidents), Denise Ilitch, Ronald Ilitch, Michael Ilitch Jr., Lisa Ilitch Murray, Carole Ilitch Trepeck, Jim Devellano (Senior Vice President), Ken Holland (General Manager), Don Waddell (Assistant General Manager), Scotty Bowman (Head Coach), Barry Smith, Dave Lewis (Associate Coaches), Jim Nill (Director of Player Development), Dan Belisle, Mark Howe (Pro Scouts), Jim Bedard (Goaltending Consultant), Hakan Andersson (Director of European Scouting), Mark Leach (USA Scout), Joe McDonnell (Eastern Scout), Bruce Haralson (Western Scout), John Wharton (Athletic Trainer), Paul Boyer (Equipment Manager), Tim Abbott (Assistant Equipment Manager), Bob Huddleston (Masseur), Sergei Mnatsakanov, Wally Crossman (Dressing Room Assistant).

1997

The Detroit Red Wings won their first Stanley Cup title since 1955 with a four-game final series sweep of the Philadelphia Flyers. The series opened at the CoreStates Center in Philadelphia in front of 20,291 fans, the largest crowd ever to witness a hockey game in the state of Pennsylvania. Goaltender Mike Vernon made 26 saves in a 4-2 Detroit win as unheralded Red Wings Kirk Maltby and Joe Kocur gave Detroit a 2-1 lead

after the first period. Sergei Fedorov tallied the game-winner just after the midway point of the second. Maltby scored again in game two, breaking a 2-2 tie in the second period with what would prove to be the game-winning goal. Rod Brind'Amour scored both of the Flyers' goals in the game, connecting for two power-play markers 1:09 apart late in the first period.

The Red Wings returned home to a vocal and supportive crowd for game three at Joe Louis Arena and responded with a 6-1 win to take a commanding 3-0 lead in the series. The Flyers opened the scoring on a first-period goal by John LeClair, but Detroit replied with three unanswered goals before the period ended. The win snapped Detroit's eight-game and 33-year home-ice losing streaks in the Stanley Cup Final. Sergei Fedorov and Martin Lapointe each tallied twice to pace the Red Wings.

The Red Wings completed the series sweep by defeating the Flyers 2-1 in game four. Red Wings defenseman Nicklas Lidstrom's goal late in the first period gave Detroit a lead it would not relinquish and Darren McCarty scored the Stanley Cup-winning goal on a spectacular individual effort at 13:02 of the second period. Goaltender Mike Vernon was named the Conn Smythe Trophy winner as the MVP of the playoffs, finishing the postseason with a 16-4 record and 1.76 goals-against average. He allowed two goals or fewer in 17 of his 20 playoff games.

CONN SMYTHE TROPHY

Mike Vernon - Goaltender - Detroit Red Wings

CONFERENCE QUARTER-FINALS

Apr. 17	Montreal [8]	2	at	New Jersey [1]	5
Apr. 19	Montreal	1	at	New Jersey	4
Apr. 22	New Jersey	6	at	Montreal	4
Apr. 24	New Jersey	3	at	Montreal	4 3OT
Apr. 26	Montreal	0	at	New Jersey	4

New Jersey won best-of-seven series 4-1

Apr. 17	Ottawa [7]	1	at	Buffalo [2]	3
Apr. 19	Ottawa	3	at	Buffalo	1
Apr. 21	Buffalo	3	at	Ottawa	2
Apr. 23	Buffalo	0	at	Ottawa	1 OT
Apr. 25	Ottawa	4	at	Buffalo	1
Apr. 27	Buffalo	3	at	Ottawa	0
Apr. 29	Ottawa	2	at	Buffalo	3 OT

Buffalo won best-of-seven series 4-3

Apr. 17	Pittsburgh [6]	1	at	Philadelphia [3]	5
Apr. 19	Pittsburgh	2	at	Philadelphia	3
Apr. 21	Philadelphia	5	at	Pittsburgh	3
Apr. 23	Philadelphia	1	at	Pittsburgh	4
Apr. 26	Pittsburgh	3	at	Philadelphia	6

Philadelphia won best-of-seven series 4-1

Apr. 17	NY Rangers [5]	0	at	Florida [4]	3
Apr. 20	NY Rangers	3	at	Florida	0
Apr. 22	Florida	3	at	NY Rangers	4 OT
Apr. 23	Florida	2	at	NY Rangers	3
Apr. 25	NY Rangers	3	at	Florida	2 OT

NY Rangers won best-of-seven series 4-1

Apr. 16	Chicago [8]	0	at	Colorado [1]	6
Apr. 18	Chicago	1	at	Colorado	3
Apr. 20	Colorado	3	at	Chicago	4 2OT
Apr. 22	Colorado	3	at	Chicago	6
Apr. 24	Chicago	0	at	Colorado	7
Apr. 26	Colorado	6	at	Chicago	3

Colorado won best-of-seven series 4-2

Apr. 16	Edmonton [7]	3	at	Dallas [2]	5
Apr. 18	Edmonton	4	at	Dallas	0
Apr. 20	Dallas	3	at	Edmonton	4 OT
Apr. 22	Dallas	4	at	Edmonton	3
Apr. 25	Edmonton	1	at	Dallas	0 2OT
Apr. 27	Dallas	3	at	Edmonton	2
Apr. 29	Edmonton	4	at	Dallas	3 OT

Edmonton won best-of-seven series 4-3

Apr. 16	St. Louis [6]	2	at	Detroit [3]	0
Apr. 18	St. Louis	1	at	Detroit	2

Apr. 20	Detroit	3	at	St. Louis	2
Apr. 22	Detroit	0	at	St. Louis	4
Apr. 25	St. Louis	2	at	Detroit	5
Apr. 27	Detroit	3	at	St. Louis	1

Detroit won best-of-seven series 4-2

Apr. 16	Phoenix [5]	2	at	Anaheim [4]	4
Apr. 18	Phoenix	2	at	Anaheim	4
Apr. 20	Anaheim	1	at	Phoenix	4
Apr. 22	Anaheim	0	at	Phoenix	2
Apr. 24	Phoenix	5	at	Anaheim	2
Apr. 27	Anaheim	3	at	Phoenix	2 OT
Apr. 29	Phoenix	0	at	Anaheim	3

Anaheim won best-of-seven series 4-3**CONFERENCE SEMI-FINALS**

May 2	NY Rangers [5]	0	at	New Jersey [1]	2
May 4	NY Rangers	2	at	New Jersey	0
May 6	New Jersey	2	at	NY Rangers	3
May 8	New Jersey	0	at	NY Rangers	3
May 11	NY Rangers	2	at	New Jersey	1 OT

NY Rangers won best-of-seven series 4-1

May 3	Philadelphia [3]	5	at	Buffalo [2]	3
May 5	Philadelphia	2	at	Buffalo	1
May 7	Buffalo	1	at	Philadelphia	4
May 9	Buffalo	5	at	Philadelphia	4 OT
May 11	Philadelphia	6	at	Buffalo	3

Philadelphia won best-of-seven series 4-1

May 2	Edmonton [7]	1	at	Colorado [1]	5
May 4	Edmonton	1	at	Colorado	4
May 7	Colorado	3	at	Edmonton	4
May 9	Colorado	3	at	Edmonton	2 OT
May 11	Edmonton	3	at	Colorado	4

Colorado won best-of-seven series 4-1

May 2	Anaheim [4]	1	at	Detroit [3]	2 OT
May 4	Anaheim	2	at	Detroit	3 3OT
May 6	Detroit	5	at	Anaheim	3
May 8	Detroit	3	at	Anaheim	2 2OT

Detroit won best-of-seven series 4-0**CONFERENCE FINALS**

May 16	NY Rangers [5]	1	at	Philadelphia [3]	3
May 18	NY Rangers	5	at	Philadelphia	4
May 20	Philadelphia	6	at	NY Rangers	3
May 23	Philadelphia	3	at	NY Rangers	2
May 25	NY Rangers	2	at	Philadelphia	4

Philadelphia won best-of-seven series 4-1

May 15	Detroit [3]	1	at	Colorado [1]	2
May 17	Detroit	4	at	Colorado	2
May 19	Colorado	1	at	Detroit	2
May 22	Colorado	0	at	Detroit	6
May 24	Detroit	0	at	Colorado	6
May 26	Colorado	1	at	Detroit	3

Detroit won best-of-seven series 4-2**FINAL**

May 31	Detroit [3]	4	at	Philadelphia [3]	2
June 3	Detroit	4	at	Philadelphia	2
June 5	Philadelphia	1	at	Detroit	6
June 7	Philadelphia	1	at	Detroit	2

Detroit won best-of-seven series 4-0

1996-97 – Detroit Red Wings – Steve Yzerman (Captain), Doug Brown, Mathieu Dandenault, Kris Draper, Sergei Fedorov, Viacheslav Fetisov, Kevin Hodson, Tomas Holmstrom, Joe Kocur, Vladimir Konstantinov, Vyacheslav Kozlov, Martin Lapointe, Igor Larionov, Nicklas Lidstrom, Kirk Maltby, Darren McCarty, Larry Murphy, Chris Osgood, Jamie Pushor, Bob Rouse, Tomas Sandstrom, Brendan Shanahan, Tim Taylor, Mike Vernon, Aaron Ward; Mike Ilitch (Owner/Chairman), Marian Ilitch (Owner), Atanas Ilitch, Christopher Ilitch (Vice Presidents), Denise Ilitch Lites, Ronald Ilitch, Michael Ilitch Jr., Lisa Ilitch Murray, Carole Ilitch Trepeck, Jim Devellano (Senior Vice President), Scotty Bowman (Head Coach/Director of Player Personnel), Ken Holland (Assistant General Manager), Barry Smith, Dave Lewis (Associate Coaches), Mike Krushelnyski (Assistant Coach), Jim Nill (Director of Player Development), Dan Belisle,

Bruce Haralson, Mark Howe (Scouts), Hakan Andersson (Director of European Scouting), John Wharton (Athletic Trainer), Wally Crossman (Dressing Room Assistant), Mark Leach (Scout), Paul Boyer (Equipment Manager), Tim Abbott (Assistant Equipment Manager), Sergei Mnatsakanov (Masseur), Joe McDonnell (Scout).

1996

The Colorado Avalanche became Stanley Cup champions in their first season in the Mile High City after moving west from Quebec, sweeping the surprising Florida Panthers in the final series. Colorado was led by the scoring flash of Joe Sakic, Valeri Kamensky and Peter Forsberg, backed up by a solid defense and the stellar goaltending of Patrick Roy, but it was Uwe Krupp who scored the Cup-winning goal at 4:31 of the third overtime period in the longest 1-0 game in the history of the Stanley Cup Final.

Goaltending had been the story for Florida, as the Panthers, who had made the playoffs in just their third season, relied on the spectacular work of John Vanbiesbrouck to knock off the Boston Bruins, Philadelphia Flyers and Pittsburgh Penguins. Colorado advanced with victories over Vancouver and Chicago before defeating Detroit in the Western Conference final.

Despite the final series sweep, the games were close (with the exception of Colorado's 8-1 win in game two), but the Avalanche clearly had the better of the play. Vanbiesbrouck's heroics gave the Panthers a chance, but ultimately Roy and Sakic, who established himself as a major NHL star, proved to be too much. Sakic led all playoff scorers with 18 goals and 34 points and also won the Conn Smythe Trophy as playoff MVP.

CONN SMYTHE TROPHY

Joe Sakic - Center - Colorado Avalanche

CONFERENCE QUARTER-FINALS

Apr. 16	Tampa Bay [8]	3	at	Philadelphia [1]	7
Apr. 18	Tampa Bay	2	at	Philadelphia	1 OT
Apr. 21	Philadelphia	4	at	Tampa Bay	5 OT
Apr. 23	Philadelphia	4	at	Tampa Bay	1
Apr. 25	Tampa Bay	1	at	Philadelphia	4
Apr. 27	Philadelphia	6	at	Tampa Bay	1

Philadelphia won best-of-seven series 4-2

Apr. 17	Washington [7]	6	at	Pittsburgh [2]	4
Apr. 19	Washington	5	at	Pittsburgh	3
Apr. 22	Pittsburgh	4	at	Washington	1
Apr. 24	Pittsburgh	3	at	Washington	2 4OT
Apr. 26	Washington	1	at	Pittsburgh	4
Apr. 28	Pittsburgh	3	at	Washington	2

Pittsburgh won best-of-seven series 4-2

Apr. 16	Montreal [6]	3	at	NY Rangers [3]	2 OT
Apr. 18	Montreal	5	at	NY Rangers	3
Apr. 21	NY Rangers	2	at	Montreal	1
Apr. 23	NY Rangers	4	at	Montreal	3
Apr. 26	Montreal	2	at	NY Rangers	3
Apr. 28	NY Rangers	5	at	Montreal	3

NY Rangers won best-of-seven series 4-2

Apr. 17	Boston [5]	3	at	Florida [4]	6
Apr. 22	Boston	2	at	Florida	6
Apr. 24	Florida	4	at	Boston	2
Apr. 25	Florida	2	at	Boston	6
Apr. 27	Boston	3	at	Florida	4

Florida won best-of-seven series 4-1

Apr. 17	Winnipeg [8]	1	at	Detroit [1]	4
Apr. 19	Winnipeg	0	at	Detroit	4
Apr. 21	Detroit	1	at	Winnipeg	4
Apr. 23	Detroit	6	at	Winnipeg	1
Apr. 26	Winnipeg	3	at	Detroit	1
Apr. 28	Detroit	4	at	Winnipeg	1

Detroit won best-of-seven series 4-2

Apr. 16	Vancouver [7]	2	at	Colorado [2]	5
---------	---------------	---	----	--------------	---

Apr. 18	Vancouver	5	at	Colorado	4
Apr. 20	Colorado	4	at	Vancouver	0
Apr. 22	Colorado	3	at	Vancouver	4
Apr. 25	Vancouver	7	at	Colorado	5 OT
Apr. 27	Colorado	3	at	Vancouver	2

Colorado won best-of-seven series 4-2

Apr. 17	Calgary [6]	1	at	Chicago [3]	4
Apr. 19	Calgary	0	at	Chicago	3
Apr. 21	Chicago	7	at	Calgary	5
Apr. 23	Chicago	2	at	Calgary	1 3OT

Chicago won best-of-seven series 4-0

Apr. 16	St. Louis [5]	3	at	Toronto [4]	1
Apr. 18	St. Louis	4	at	Toronto	5 OT
Apr. 21	Toronto	2	at	St. Louis	3 OT
Apr. 23	Toronto	1	at	St. Louis	5
Apr. 25	St. Louis	4	at	Toronto	5 OT
Apr. 27	Toronto	1	at	St. Louis	2

St. Louis won best-of-seven series 4-2**CONFERENCE SEMI-FINALS**

May 2	Florida [4]	2	at	Philadelphia [1]	0
May 4	Florida	2	at	Philadelphia	3
May 7	Philadelphia	3	at	Florida	1
May 9	Philadelphia	3	at	Florida	4 OT
May 12	Florida	2	at	Philadelphia	1 2OT
May 14	Philadelphia	1	at	Florida	4

Florida won best-of-seven series 4-2

May 3	NY Rangers [3]	3	at	Pittsburgh [2]	4
May 5	NY Rangers	6	at	Pittsburgh	3
May 7	Pittsburgh	3	at	NY Rangers	2
May 9	Pittsburgh	4	at	NY Rangers	1
May 11	NY Rangers	3	at	Pittsburgh	7

Pittsburgh won best-of-seven series 4-1

May 3	St. Louis [5]	2	at	Detroit [1]	3
May 5	St. Louis	3	at	Detroit	8
May 8	Detroit	4	at	St. Louis	5 OT
May 10	Detroit	0	at	St. Louis	1
May 12	St. Louis	3	at	Detroit	2
May 14	Detroit	4	at	St. Louis	2
May 16	St. Louis	0	at	Detroit	1 2OT

Detroit won best-of-seven series 4-3

May 2	Chicago [3]	3	at	Colorado [2]	2 OT
May 4	Chicago	1	at	Colorado	5
May 6	Colorado	3	at	Chicago	4 OT
May 8	Colorado	3	at	Chicago	2 3OT
May 11	Chicago	1	at	Colorado	4
May 13	Colorado	4	at	Chicago	3 2OT

Colorado won best-of-seven series 4-2**CONFERENCE FINALS**

May 18	Florida [4]	5	at	Pittsburgh [2]	1
May 20	Florida	2	at	Pittsburgh	3
May 24	Pittsburgh	2	at	Florida	5
May 26	Pittsburgh	2	at	Florida	1
May 28	Florida	0	at	Pittsburgh	3
May 30	Pittsburgh	3	at	Florida	4
June 1	Florida	3	at	Pittsburgh	1

Florida won best-of-seven series 4-3

May 19	Colorado [2]	3	at	Detroit [1]	2 OT
May 21	Colorado	3	at	Detroit	0
May 23	Detroit	6	at	Colorado	4
May 25	Detroit	2	at	Colorado	4
May 27	Colorado	2	at	Detroit	5
May 29	Detroit	1	at	Colorado	4

Colorado won best-of-seven series 4-2**FINAL**

June 4	Florida [4]	1	at	Colorado [2]	3
June 6	Florida	1	at	Colorado	8
June 8	Colorado	3	at	Florida	2
June 10	Colorado	1	at	Florida	0 3OT

Colorado won best-of-seven series 4-0

1995-96 – Colorado Avalanche – Rene Corbet, Adam Deadmarsh, Stephane Fiset, Adam Foote, Peter Forsberg, Alexei Gusarov, Dave Hannan, Valeri Kamensky, Mike Keane, Jon Klemm, Uwe Krupp, Sylvain Lefebvre, Claude Lemieux, Curtis Leschyshyn, Troy Murray, Sandis Ozolinsh, Mike Ricci, Patrick Roy,

Warren Rychel, Joe Sakic (Captain), Chris Simon, Craig Wolanin, Stephane Yelle, Scott Young; Charlie Lyons (Chairman/CEO), Pierre Lacroix (Executive Vice President/General Manager), Marc Crawford (Head Coach), Joel Quenneville, Jacques Cloutier (Assistant Coaches), Francois Giguere (Assistant General Manager), Michel Goulet (Director of Player Personnel), Dave Draper (Chief Scout), Jean Martineau (Director of Public Relations), Pat Karns (Trainer), Matthew Sokolowski (Assistant Trainer), Rob McLean (Equipment Manager), Mike Kramer, Brock Gibbins (Assistant Equipment Managers), Skip Allen (Strength and Conditioning Coach), Paul Fixter (Video Coordinator), Leo Vyssokov (Massage Therapist).

1995

After 21 seasons and two franchise relocations, the New Jersey Devils captured their first Stanley Cup title by downing the Detroit Red Wings in the championship final. Paced by the stellar goaltending of Martin Brodeur and the timely scoring of Claude Lemieux, the Devils upset the favored Red Wings in four straight games, outscoring, outshooting and outplaying Detroit in each encounter.

Both teams took similar routes to the Final. Detroit lost only two games in the opening three rounds, although they did need a trio of overtime victories to subdue Chicago in the Western Conference Final. New Jersey dropped four games in the opening three rounds, including a pair to the Philadelphia Flyers in a stirring six-game Eastern Conference Final.

New Jersey's Claude Lemieux, who scored only six times in the regular season, erupted for 13 goals in the playoffs and also won the Conn Smythe Trophy. Neal Broten, a 14-year veteran acquired by New Jersey late in the season from Dallas, notched four game-winning goals for the champions. Devils coach Jacques Lemaire, who won eight Stanley Cup rings as a player, became the fourth individual to score a Stanley Cup-winning goal and coach a Stanley Cup-winning team.

CONN SMYTHE TROPHY

Claude Lemieux - Right Wing - New Jersey Devils

CONFERENCE QUARTER-FINALS

May 6	NY Rangers [8]	4	at	Quebec [1]	5
May 8	NY Rangers	8	at	Quebec	3
May 10	Quebec	3	at	NY Rangers	4
May 12	Quebec	2	at	NY Rangers	3 OT
May 14	NY Rangers	2	at	Quebec	4
May 16	Quebec	2	at	NY Rangers	4

NY Rangers won best-of-seven series 4-2

May 7	Buffalo [7]	3	at	Philadelphia [2]	4 OT
May 8	Buffalo	1	at	Philadelphia	3
May 10	Philadelphia	1	at	Buffalo	3
May 12	Philadelphia	4	at	Buffalo	2
May 14	Buffalo	4	at	Philadelphia	6

Philadelphia won best-of-seven series 4-1

May 6	Washington [6]	5	at	Pittsburgh [3]	4
May 8	Washington	3	at	Pittsburgh	5
May 10	Pittsburgh	2	at	Washington	6
May 12	Pittsburgh	2	at	Washington	6
May 14	Washington	5	at	Pittsburgh	6 OT
May 16	Pittsburgh	7	at	Washington	1
May 18	Washington	0	at	Pittsburgh	3

Pittsburgh won best-of-seven series 4-3

May 7	New Jersey [5]	5	at	Boston [4]	0
May 8	New Jersey	3	at	Boston	0
May 10	Boston	3	at	New Jersey	2
May 12	Boston	0	at	New Jersey	1 OT
May 14	New Jersey	3	at	Boston	2

New Jersey won best-of-seven series 4-1

May 7	Dallas [8]	3	at	Detroit [1]	4
May 9	Dallas	1	at	Detroit	4

May 11	Detroit	5	at	Dallas	1
May 14	Detroit	1	at	Dallas	4
May 15	Dallas	1	at	Detroit	3

Detroit won best-of-seven series 4-1

May 7	San Jose [7]	5	at	Calgary [2]	4
May 9	San Jose	5	at	Calgary	4 OT
May 11	Calgary	9	at	San Jose	2
May 13	Calgary	6	at	San Jose	4
May 15	San Jose	0	at	Calgary	5
May 17	Calgary	3	at	San Jose	5
May 19	San Jose	5	at	Calgary	4 2OT

San Jose won best-of-seven series 4-3

May 7	Vancouver [6]	1	at	St. Louis [3]	2
May 9	Vancouver	5	at	St. Louis	3
May 11	St. Louis	1	at	Vancouver	6
May 13	St. Louis	5	at	Vancouver	2
May 15	Vancouver	6	at	St. Louis	5 OT
May 17	St. Louis	8	at	Vancouver	2
May 19	Vancouver	5	at	St. Louis	3

Vancouver won best-of-seven series 4-3

May 7	Toronto [5]	5	at	Chicago [4]	3
May 9	Toronto	3	at	Chicago	0
May 11	Chicago	3	at	Toronto	2
May 13	Chicago	3	at	Toronto	1
May 15	Toronto	2	at	Chicago	4
May 17	Chicago	4	at	Toronto	5 OT
May 19	Toronto	2	at	Chicago	5

Chicago won best-of-seven series 4-3

CONFERENCE SEMI-FINALS

May 21	NY Rangers [8]	4	at	Philadelphia [2]	5 OT
May 22	NY Rangers	3	at	Philadelphia	4 OT
May 24	Philadelphia	5	at	NY Rangers	2
May 26	Philadelphia	4	at	NY Rangers	1

Philadelphia won best-of-seven series 4-0

May 20	New Jersey [5]	2	at	Pittsburgh [3]	3
May 22	New Jersey	4	at	Pittsburgh	2
May 24	Pittsburgh	1	at	New Jersey	5
May 26	Pittsburgh	1	at	New Jersey	2 OT
May 28	New Jersey	4	at	Pittsburgh	1

New Jersey won best-of-seven series 4-1

May 21	San Jose [7]	0	at	Detroit [1]	6
May 23	San Jose	2	at	Detroit	6
May 25	Detroit	6	at	San Jose	2
May 27	Detroit	6	at	San Jose	2

Detroit won best-of-seven series 4-0

May 21	Vancouver [6]	1	at	Chicago [4]	2 OT
May 23	Vancouver	0	at	Chicago	2
May 25	Chicago	3	at	Vancouver	2 OT
May 27	Chicago	4	at	Vancouver	3 OT

Chicago won best-of-seven series 4-0

CONFERENCE FINALS

June 3	New Jersey [5]	4	at	Philadelphia [2]	1
June 5	New Jersey	5	at	Philadelphia	2
June 7	Philadelphia	3	at	New Jersey	2 OT
June 10	Philadelphia	4	at	New Jersey	2
June 11	New Jersey	3	at	Philadelphia	2
June 13	Philadelphia	2	at	New Jersey	4

New Jersey won best-of-seven series 4-2

June 1	Chicago [4]	1	at	Detroit [1]	2 OT
June 4	Chicago	2	at	Detroit	3
June 6	Detroit	4	at	Chicago	3 2OT
June 8	Detroit	2	at	Chicago	5
June 11	Chicago	1	at	Detroit	2 2OT

Detroit won best-of-seven series 4-1

FINAL

June 17	New Jersey [5]	2	at	Detroit [1]	1
June 20	New Jersey	4	at	Detroit	2
June 22	Detroit	2	at	New Jersey	5
June 24	Detroit	2	at	New Jersey	5

New Jersey won best-of-seven series 4-0

1994-95 – New Jersey Devils – Tommy Albain, Martin Brodeur, Neal Broten, Sergei Brylin, Bob Carpenter, Shawn Chambers, Tom Chorske, Danton Cole, Ken Daneyko, Kevin Dean, Jim Dowd, Bruce

Driver, Bill Guerin, Bobby Holik, Claude Lemieux, John MacLean, Chris McAlpine, Randy McKay, Scott Niedermayer, Mike Peluso, Stephane Richer, Brian Rolston, Scott Stevens (Captain), Chris Terrier, Valeri Zelepukin; Dr. John J. McMullen (Owner/Chairman), Peter S. McMullen (Owner), Lou Lamoriello (President/General Manager), Jacques Lemaire (Head Coach), Jacques Caron (Goaltender Coach), Dennis Gendron, Larry Robinson (Assistant Coaches), Robbie Ftorek (Albany (AHL) - Coach), Alex Abasto (Assistant Equipment Manager), Bob Huddleston (Massage Therapist), David Nichols (Equipment Manager), Ted Schuch (Medical Trainer), Michael Vasalani (Strength and Conditioning Coach), David Conte (Director of Scouting), Milt Fisher, Claude Carrier, Dan Labraaten, Marcel Pronovost (Scouts).

1994

The New York Rangers ended their 54-year Stanley Cup drought with a stirring, seven-game series win over the Vancouver Canucks. The Rangers jumped out to a 3-1 series lead, only to see the Canucks storm back with two wins, forcing a deciding game seven at Madison Square Garden. Viewed by a record television audience worldwide, the Rangers earned a 3-2 win and the Stanley Cup.

Both the Rangers and Canucks followed a difficult route to the championship series. In the Eastern Conference Final, the Rangers were stretched to the limit by the New Jersey Devils before prevailing four games to three with three games in the series decided in double overtime. The Canucks, meanwhile, had faced a 3-1 series deficit in their first-round series versus the Calgary Flames, but rallied to win the last three games in overtime.

Rangers defenseman Brian Leetch became the first U.S.-born player to capture the Conn Smythe Trophy as playoff MVP. Leetch led all players in scoring during the postseason with 34 points (11 goals, 23 assists) in 23 games. Head coach Mike Keenan, in his first season behind the Rangers bench, captured his first Stanley Cup victory. He had previously made championship series appearances with the Philadelphia Flyers (twice) and Chicago Blackhawks.

CONN SMYTHE TROPHY

Brian Leetch - Defense - New York Rangers

CONFERENCE QUARTER-FINALS

Apr. 17	NY Islanders [8]	0	at	NY Rangers [1]	6
Apr. 18	NY Islanders	0	at	NY Rangers	6
Apr. 21	NY Rangers	5	at	NY Islanders	1
Apr. 24	NY Rangers	5	at	NY Islanders	2

NY Rangers won best-of-seven series 4-0

Apr. 17	Washington [7]	5	at	Pittsburgh [2]	3
Apr. 19	Washington	1	at	Pittsburgh	2
Apr. 21	Pittsburgh	0	at	Washington	2
Apr. 23	Pittsburgh	1	at	Washington	4
Apr. 25	Washington	2	at	Pittsburgh	3
Apr. 27	Pittsburgh	3	at	Washington	6

Washington won best-of-seven series 4-2

Apr. 17	Buffalo [6]	2	at	New Jersey [3]	0
Apr. 19	Buffalo	1	at	New Jersey	2
Apr. 21	New Jersey	2	at	Buffalo	1
Apr. 23	New Jersey	3	at	Buffalo	5
Apr. 25	Buffalo	3	at	New Jersey	5
Apr. 27	New Jersey	0	at	Buffalo	1 4OT
Apr. 29	Buffalo	1	at	New Jersey	2

New Jersey won best-of-seven series 4-3

Apr. 16	Montreal [5]	2	at	Boston [4]	3
Apr. 18	Montreal	3	at	Boston	2
Apr. 21	Boston	6	at	Montreal	3
Apr. 23	Boston	2	at	Montreal	5
Apr. 25	Montreal	2	at	Boston	1 OT

Apr. 27	Boston	3	at	Montreal	2
Apr. 29	Montreal	3	at	Boston	5
Boston won best-of-seven series 4-3					
Apr. 18	San Jose [8]	5	at	Detroit [1]	4
Apr. 20	San Jose	0	at	Detroit	4
Apr. 22	Detroit	3	at	San Jose	2
Apr. 23	Detroit	3	at	San Jose	4
Apr. 26	Detroit	4	at	San Jose	6
Apr. 28	San Jose	1	at	Detroit	7
Apr. 30	San Jose	3	at	Detroit	2

San Jose won best-of-seven series 4-3

Apr. 18	Vancouver [7]	5	at	Calgary [2]	0
Apr. 20	Vancouver	5	at	Calgary	7
Apr. 22	Calgary	4	at	Vancouver	2
Apr. 24	Calgary	3	at	Vancouver	2
Apr. 26	Vancouver	2	at	Calgary	1 OT
Apr. 28	Calgary	2	at	Vancouver	3 OT
Apr. 30	Vancouver	4	at	Calgary	3 2OT

Vancouver won best-of-seven series 4-3

Apr. 18	Chicago [6]	1	at	Toronto [3]	5
Apr. 20	Chicago	0	at	Toronto	1 OT
Apr. 23	Toronto	4	at	Chicago	5
Apr. 24	Toronto	3	at	Chicago	4 OT
Apr. 26	Chicago	0	at	Toronto	1
Apr. 28	Toronto	1	at	Chicago	0

Toronto won best-of-seven series 4-2

Apr. 17	St. Louis [5]	3	at	Dallas [4]	5
Apr. 20	St. Louis	2	at	Dallas	4
Apr. 22	Dallas	5	at	St. Louis	4 OT
Apr. 24	Dallas	2	at	St. Louis	1

Dallas won best-of-seven series 4-0**CONFERENCE SEMI-FINALS**

May 1	Washington [7]	3	at	NY Rangers [1]	6
May 3	Washington	2	at	NY Rangers	5
May 5	NY Rangers	3	at	Washington	0
May 7	NY Rangers	2	at	Washington	4
May 9	Washington	3	at	NY Rangers	4

NY Rangers won best-of-seven series 4-1

May 1	Boston [4]	2	at	New Jersey [3]	1
May 3	Boston	6	at	New Jersey	5 OT
May 5	New Jersey	4	at	Boston	2
May 7	New Jersey	5	at	Boston	4 OT
May 9	Boston	0	at	New Jersey	2
May 11	New Jersey	5	at	Boston	3

New Jersey won best-of-seven series 4-2

May 2	San Jose [8]	3	at	Toronto [3]	2
May 4	San Jose	1	at	Toronto	5
May 6	Toronto	2	at	San Jose	5
May 8	Toronto	8	at	San Jose	3
May 10	Toronto	2	at	San Jose	5
May 12	San Jose	2	at	Toronto	3 OT
May 14	San Jose	2	at	Toronto	4

Toronto won best-of-seven series 4-3

May 2	Vancouver [7]	6	at	Dallas [4]	4
May 4	Vancouver	3	at	Dallas	0
May 6	Dallas	4	at	Vancouver	3
May 8	Dallas	1	at	Vancouver	2 OT
May 10	Dallas	2	at	Vancouver	4

Vancouver won best-of-seven series 4-1**CONFERENCE FINALS**

May 15	New Jersey [3]	4	at	NY Rangers [1]	3 2OT
May 17	New Jersey	0	at	NY Rangers	4
May 19	NY Rangers	3	at	New Jersey	2 2OT
May 21	NY Rangers	1	at	New Jersey	3
May 23	New Jersey	4	at	NY Rangers	1
May 25	NY Rangers	4	at	New Jersey	2
May 27	New Jersey	1	at	NY Rangers	2 2OT

NY Rangers won best-of-seven series 4-3

May 16	Vancouver [7]	2	at	Toronto [3]	3 OT
May 18	Vancouver	4	at	Toronto	3
May 20	Toronto	0	at	Vancouver	4
May 22	Toronto	0	at	Vancouver	2
May 24	Toronto	3	at	Vancouver	4 2OT

Vancouver won best-of-seven series 4-1**FINAL**

May 31	Vancouver [7]	3	at	NY Rangers [1]	2 OT
June 2	Vancouver	1	at	NY Rangers	3
June 4	NY Rangers	5	at	Vancouver	1
June 7	NY Rangers	4	at	Vancouver	2
June 9	Vancouver	6	at	NY Rangers	3
June 11	NY Rangers	1	at	Vancouver	4
June 14	Vancouver	2	at	NY Rangers	3

NY Rangers won best-of-seven series 4-3

1993-94 – New York Rangers – Mark Messier (Captain), Brian Leetch, Kevin Lowe, Adam Graves, Steve Larmer, Glenn Anderson, Jeff Beukeboom, Greg Gilbert, Glenn Healy, Mike Hudson, Alexander Karpovtsev, Joe Kocur, Alex Kovalev, Nick Kypreos, Doug Lidster, Stephane Matteau, Craig MacTavish, Sergei Nemchinov, Brian Noonan, Esa Tikkanen, Mike Richter, Jay Wells, Sergei Zubov, Ed Olczyk, Mike Hartman, Neil Smith (President/General Manager/Governor), Robert Gutkowski, Stanley Jaffe, Kenneth Munoz (Governors), Larry Pleau (Assistant General Manager), Mike Keenan (Head Coach), Colin Campbell (Associate Coach), Dick Todd (Assistant Coach), Matthew Loughren (Manager - Team Operations), Barry Watkins (Director - Communications), Christer Rockstrom, Tony Feltrin, Martin Madden, Herb Hammond, Darwin Bennett (Scouts), Dave Smith, Joe Murphy, Mike Folga, Bruce Lifrieri (Trainers).

1993

The Montreal Canadiens claimed their 24th Stanley Cup title, defeating the Los Angeles Kings in an exciting five-game series. The Kings, led by playoff scoring leader Wayne Gretzky, were making their first appearance in the Final. After dropping the opening game of the series at home, Montreal responded with four straight wins, including three in overtime.

The overtime wins capped a record-setting performance for Montreal in extra time. After losing their first overtime game of the playoffs at Quebec in game one of the opening round, the club posted 10 straight wins in extra time, setting playoff records for most OT wins in one season and most consecutive OT wins. Of the 85 games played in the postseason this year, 28 were decided in overtime, smashing the previous playoff record of 16, set in 1982 and 1991.

Canadiens' goaltender Patrick Roy was awarded the Conn Smythe Trophy as playoff MVP, posting a 16-4 record and 2.13 goals-against average in 20 games. Roy became the fifth two-time winner of the award, having previously won as a rookie in 1986.

CONN SMYTHE TROPHY

Patrick Roy - Goaltender - Montreal Canadiens

DIVISION SEMI-FINALS

Apr. 18	Buffalo	5	at	Boston	4 OT
Apr. 20	Buffalo	4	at	Boston	0
Apr. 22	Boston	3	at	Buffalo	4 OT
Apr. 24	Boston	5	at	Buffalo	6 OT

Buffalo won best-of-seven series 4-0

Apr. 18	Montreal	2	at	Quebec	3 OT
Apr. 20	Montreal	1	at	Quebec	4
Apr. 22	Quebec	1	at	Montreal	2 OT
Apr. 24	Quebec	2	at	Montreal	3
Apr. 26	Montreal	5	at	Quebec	4 OT
Apr. 28	Quebec	2	at	Montreal	6

Montreal won best-of-seven series 4-2

Apr. 18	New Jersey	3	at	Pittsburgh	6
Apr. 20	New Jersey	0	at	Pittsburgh	7
Apr. 22	Pittsburgh	4	at	New Jersey	3
Apr. 25	Pittsburgh	1	at	New Jersey	4
Apr. 26	New Jersey	3	at	Pittsburgh	5

Pittsburgh won best-of-seven series 4-1

Apr. 18	NY Islanders	1	at	Washington	3
Apr. 20	NY Islanders	5	at	Washington	4 2OT
Apr. 22	Washington	3	at	NY Islanders	4 OT
Apr. 24	Washington	3	at	NY Islanders	4 2OT
Apr. 26	NY Islanders	4	at	Washington	6
Apr. 28	Washington	3	at	NY Islanders	5

NY Islanders won best-of-seven series 4-2

Apr. 18	St. Louis	4	at	Chicago	3
Apr. 21	St. Louis	2	at	Chicago	0
Apr. 23	Chicago	0	at	St. Louis	3
Apr. 25	Chicago	3	at	St. Louis	4 OT

St. Louis won best-of-seven series 4-0

Apr. 19	Toronto	3	at	Detroit	6
Apr. 21	Toronto	2	at	Detroit	6
Apr. 23	Detroit	2	at	Toronto	4
Apr. 25	Detroit	2	at	Toronto	3
Apr. 27	Toronto	5	at	Detroit	4 OT
Apr. 29	Detroit	7	at	Toronto	3
May 1	Toronto	4	at	Detroit	3 OT

Toronto won best-of-seven series 4-3

Apr. 19	Winnipeg	2	at	Vancouver	4
Apr. 21	Winnipeg	2	at	Vancouver	3
Apr. 23	Vancouver	4	at	Winnipeg	5
Apr. 25	Vancouver	3	at	Winnipeg	1
Apr. 27	Winnipeg	4	at	Vancouver	3 OT
Apr. 29	Vancouver	4	at	Winnipeg	3 OT

Vancouver won best-of-seven series 4-2

Apr. 18	Los Angeles	6	at	Calgary	3
Apr. 21	Los Angeles	4	at	Calgary	9
Apr. 23	Calgary	5	at	Los Angeles	2
Apr. 25	Calgary	1	at	Los Angeles	3
Apr. 27	Los Angeles	9	at	Calgary	4
Apr. 29	Calgary	6	at	Los Angeles	9

Los Angeles won best-of-seven series 4-2**DIVISION FINALS**

May 2	Buffalo	3	at	Montreal	4
May 4	Buffalo	3	at	Montreal	4 OT
May 6	Montreal	4	at	Buffalo	3 OT
May 8	Montreal	4	at	Buffalo	3 OT

Montreal won best-of-seven series 4-0

May 2	NY Islanders	3	at	Pittsburgh	2
May 4	NY Islanders	0	at	Pittsburgh	3
May 6	Pittsburgh	3	at	NY Islanders	1
May 8	Pittsburgh	5	at	NY Islanders	6
May 10	NY Islanders	3	at	Pittsburgh	6
May 12	Pittsburgh	5	at	NY Islanders	7
May 14	NY Islanders	4	at	Pittsburgh	3 OT

NY Islanders won best-of-seven series 4-3

May 3	St. Louis	1	at	Toronto	2 2OT
May 5	St. Louis	2	at	Toronto	1 2OT
May 7	Toronto	3	at	St. Louis	4
May 9	Toronto	4	at	St. Louis	1
May 11	St. Louis	1	at	Toronto	5
May 13	Toronto	1	at	St. Louis	2
May 15	St. Louis	0	at	Toronto	6

Toronto won best-of-seven series 4-3

May 2	Los Angeles	2	at	Vancouver	5
May 5	Los Angeles	6	at	Vancouver	3
May 7	Vancouver	4	at	Los Angeles	7
May 9	Vancouver	7	at	Los Angeles	2
May 11	Los Angeles	4	at	Vancouver	3 2OT
May 13	Vancouver	3	at	Los Angeles	5

Los Angeles won best-of-seven series 4-2**CONFERENCE FINALS**

May 16	NY Islanders	1	at	Montreal	4
May 18	NY Islanders	3	at	Montreal	4 2OT
May 20	Montreal	2	at	NY Islanders	1 OT
May 22	Montreal	1	at	NY Islanders	4
May 24	NY Islanders	2	at	Montreal	5

Montreal won best-of-seven series 4-1

May 17	Los Angeles	1	at	Toronto	4
May 19	Los Angeles	3	at	Toronto	2
May 21	Toronto	2	at	Los Angeles	4
May 23	Toronto	4	at	Los Angeles	2
May 25	Los Angeles	2	at	Toronto	3 OT
May 27	Toronto	4	at	Los Angeles	5 OT

May 29 Los Angeles 5 at Toronto 4
Los Angeles won best-of-seven series 4-3

FINAL

June 1 Los Angeles 4 at Montreal 1
 June 3 Los Angeles 2 at Montreal 3 OT
 June 5 Montreal 4 at Los Angeles 3 OT
 June 7 Montreal 3 at Los Angeles 2 OT
 June 9 Los Angeles 1 at Montreal 4
Montreal won best-of-seven series 4-1

1992-93 — Montreal Canadiens — Guy Carbonneau (Captain), Patrick Roy, Andre Racicot, Rob Ramage, Kirk Muller, Mike Keane, Kevin Haller, Paul DiPietro, John LeClair, Denis Savard, Benoit Brunet, Brian Bellows, Lyle Odelein, Vincent Damphousse, Gary Leeman, Mathieu Schneider, Eric Desjardins, Jesse Belanger, Ed Ronan, Mario Roberge, Donald Dufresne, Todd Ewen, Sean Hill, Patrice Brisebois, Gilbert Dionne, Stephan Lebeau, J.J. Daigneault, Ronald Corey (President), Serge Savard (Managing Director/Vice President - Hockey), Jacques Demers (Head Coach), Jacques Laperriere, Charles Thiffault (Assistant Coaches), Francois Allaire (Goaltending Instructor), Jean Béliveau (Senior Vice President - Corporate Affairs), Jacques Lemaire (Assistant to the Managing Director), André Boudrias (Assistant to the Managing Director/Director of Scouting), Gaeten Lefebvre (Athletic Trainer), John Shipman (Assistant to the Athletic Trainer), Eddy Palchak (Equipment Manager), Pierre Gervais, Robert Boulanger (Assistants to the Equipment Manager).

1992

The Penguins captured their second consecutive Stanley Cup title, winning the championship in four consecutive games against the Chicago Blackhawks, who were making their first appearance in the Final since 1973.

Both finalists established a new record for consecutive playoff wins with 11. The Blackhawks' victories spanned the first three rounds of the playoffs. The Penguins' 11 wins included their four-game final series sweep.

Mario Lemieux captured the Conn Smythe Trophy as playoff MVP for the second straight year, becoming just the second player in NHL history (Bernie Parent, 1974 and 1975) to accomplish the feat.

CONN SMYTHE TROPHY

Mario Lemieux - Center - Pittsburgh Penguins

DIVISION SEMI-FINALS

Apr. 19 Hartford 0 at Montreal 2
 Apr. 21 Hartford 2 at Montreal 5
 Apr. 23 Montreal 2 at Hartford 5
 Apr. 25 Montreal 1 at Hartford 3
 Apr. 27 Hartford 4 at Montreal 7
 Apr. 29 Montreal 1 at Hartford 2 OT
 May 1 Hartford 2 at Montreal 3 2OT
Montreal won best-of-seven series 4-3

Montreal won best-of-seven series 4-3

Apr. 19 Buffalo 3 at Boston 2
 Apr. 21 Buffalo 2 at Boston 3 OT
 Apr. 23 Boston 3 at Buffalo 2
 Apr. 25 Boston 5 at Buffalo 4 OT
 Apr. 27 Buffalo 2 at Boston 0
 Apr. 29 Boston 3 at Buffalo 9
 May 1 Buffalo 2 at Boston 3
Boston won best-of-seven series 4-3

Boston won best-of-seven series 4-3

Apr. 19 New Jersey 1 at NY Rangers 2
 Apr. 21 New Jersey 7 at NY Rangers 3
 Apr. 23 NY Rangers 1 at New Jersey 3
 Apr. 25 NY Rangers 3 at New Jersey 0
 Apr. 27 New Jersey 5 at NY Rangers 6
 Apr. 29 NY Rangers 3 at New Jersey 5
 May 1 New Jersey 4 at NY Rangers 8
NY Rangers won best-of-seven series 4-3

NY Rangers won best-of-seven series 4-3

Apr. 19 Pittsburgh 1 at Washington 3
 Apr. 21 Pittsburgh 2 at Washington 6
 Apr. 23 Washington 4 at Pittsburgh 6
 Apr. 25 Washington 7 at Pittsburgh 2
 Apr. 27 Pittsburgh 5 at Washington 2
 Apr. 29 Washington 4 at Pittsburgh 6
 May 1 Pittsburgh 3 at Washington 1
Pittsburgh won best-of-seven series 4-3

Pittsburgh won best-of-seven series 4-3

Apr. 18 Minnesota 4 at Detroit 3
 Apr. 20 Minnesota 4 at Detroit 2
 Apr. 22 Detroit 5 at Minnesota 4 OT
 Apr. 24 Detroit 4 at Minnesota 5
 Apr. 26 Minnesota 0 at Detroit 3
 Apr. 28 Detroit 1 at Minnesota 0 OT
 Apr. 30 Minnesota 2 at Detroit 5
Detroit won best-of-seven series 4-3

Detroit won best-of-seven series 4-3

Apr. 18 St. Louis 1 at Chicago 3
 Apr. 20 St. Louis 5 at Chicago 3
 Apr. 22 Chicago 4 at St. Louis 5 2OT
 Apr. 24 Chicago 5 at St. Louis 3
 Apr. 26 St. Louis 4 at Chicago 6
 Apr. 28 Chicago 2 at St. Louis 1
Chicago won best-of-seven series 4-2

Chicago won best-of-seven series 4-2

Apr. 18 Winnipeg 3 at Vancouver 2
 Apr. 20 Winnipeg 2 at Vancouver 3
 Apr. 22 Vancouver 2 at Winnipeg 4
 Apr. 24 Vancouver 1 at Winnipeg 3
 Apr. 26 Winnipeg 2 at Vancouver 8
 Apr. 28 Vancouver 8 at Winnipeg 3
 Apr. 30 Winnipeg 0 at Vancouver 5
Vancouver won best-of-seven series 4-3

Vancouver won best-of-seven series 4-3

Apr. 18 Edmonton 3 at Los Angeles 1
 Apr. 20 Edmonton 5 at Los Angeles 8
 Apr. 22 Los Angeles 3 at Edmonton 4
 Apr. 24 Los Angeles 4 at Edmonton 3
 Apr. 26 Edmonton 5 at Los Angeles 2
 Apr. 28 Los Angeles 0 at Edmonton 3
Edmonton won best-of-seven series 4-2

Edmonton won best-of-seven series 4-2**DIVISION FINALS**

May 3 Boston 6 at Montreal 4
 May 5 Boston 3 at Montreal 2 OT
 May 7 Montreal 2 at Boston 3
 May 9 Montreal 0 at Boston 2
Boston won best-of-seven series 4-0

Boston won best-of-seven series 4-0

May 3 Pittsburgh 4 at NY Rangers 2
 May 5 Pittsburgh 2 at NY Rangers 4
 May 7 NY Rangers 6 at Pittsburgh 5 OT
 May 9 NY Rangers 4 at Pittsburgh 5 OT
 May 11 Pittsburgh 3 at NY Rangers 2
 May 13 NY Rangers 1 at Pittsburgh 5
Pittsburgh won best-of-seven series 4-2

Pittsburgh won best-of-seven series 4-2

May 2 Chicago 2 at Detroit 1
 May 4 Chicago 3 at Detroit 1
 May 6 Detroit 4 at Chicago 5
 May 8 Detroit 0 at Chicago 1
Chicago won best-of-seven series 4-0

Chicago won best-of-seven series 4-0

May 3 Edmonton 4 at Vancouver 3 OT
 May 4 Edmonton 0 at Vancouver 4
 May 6 Vancouver 2 at Edmonton 5
 May 8 Vancouver 2 at Edmonton 3
 May 10 Edmonton 3 at Vancouver 4
 May 12 Vancouver 0 at Edmonton 3
Edmonton won best-of-seven series 4-2

Edmonton won best-of-seven series 4-2**CONFERENCE FINALS**

May 17 Boston 3 at Pittsburgh 4 OT
 May 19 Boston 2 at Pittsburgh 5
 May 21 Pittsburgh 5 at Boston 1
 May 23 Pittsburgh 5 at Boston 1
Pittsburgh won best-of-seven series 4-0

Pittsburgh won best-of-seven series 4-0

May 16 Edmonton 2 at Chicago 8
 May 18 Edmonton 2 at Chicago 4
 May 20 Chicago 4 at Edmonton 3 OT
 May 22 Chicago 5 at Edmonton 1
Chicago won best-of-seven series 4-0

Chicago won best-of-seven series 4-0**FINAL**

May 26 Chicago 4 at Pittsburgh 5
 May 28 Chicago 1 at Pittsburgh 3
 May 30 Pittsburgh 1 at Chicago 0
 June 1 Pittsburgh 6 at Chicago 5
Pittsburgh won best-of-seven series 4-0

Pittsburgh won best-of-seven series 4-0

1991-92 — Pittsburgh Penguins — Mario Lemieux (Captain), Ron Francis, Bryan Trottier, Kevin Stevens, Bob Errey, Phil Bourque, Troy Loney, Rick Tocchet, Joe Mullen, Jaromir Jagr, Jiri Hrdina, Shawn McEachern, Ulf Samuelsson, Kjell Samuelsson, Larry Murphy, Gordie Roberts, Jim Paek, Paul Stanton, Tom Barrasso, Ken Wregget, Jay Caufield, Jamie Leach, Wendell Young, Grant Jennings, Peter Taglianetti, Jock Callander, Dave Michayluk, Mike Needham, Jeff Chychrun, Ken Priestley, Jeff Daniels, Morris Belzberg, Howard Baldwin, Thomas Ruta (Owners), Donn Patton (Executive Vice President/Chief Financial Officer), Paul Martha (Executive Vice President/General Counsel), Craig Patrick (Executive Vice President/General Manager), Bob Johnson (Head Coach), Scotty Bowman (Director of Player Development/Coach), Barry Smith, Rick Kehoe, Pierre McGuire, Gilles Meloche, Rick Paterson (Assistant Coaches), Steve Latin (Equipment Manager), Skip Thayer (Trainer), John Welday (Strength and Conditioning Coach), Greg Malone, Les Binkley, Charlie Hodge, John Gill, Ralph Cox (Scouts).

1991

The Penguins captured their first Stanley Cup championship, defeating the Minnesota North Stars in six games. The North Stars were making their second appearance in the Final.

Pittsburgh's Mario Lemieux, despite missing one game in the series due to a back injury, recorded 12 points (five goals, seven assists) in five games to lead all scorers. His overall playoff performance earned him Conn Smythe Trophy honors.

Penguins defenseman Larry Murphy tallied 10 points (one goal, nine assists) in six games, the second highest total for a defenseman in Stanley Cup Final history.

Four Pittsburgh players — Bryan Trottier, Paul Coffey, Joe Mullen and Jiri Hrdina — won a Stanley Cup championship with their second team. Trottier won four previous titles with the New York Islanders, Coffey captured three with Edmonton, while Mullen and Hrdina were members of the 1989 Stanley Cup-champion Calgary Flames.

CONN SMYTHE TROPHY

Mario Lemieux - Center - Pittsburgh Penguins

DIVISION SEMI-FINALS

Apr. 3 Hartford 5 at Boston 2
 Apr. 5 Hartford 3 at Boston 4
 Apr. 7 Boston 6 at Hartford 3
 Apr. 9 Boston 3 at Hartford 4
 Apr. 11 Hartford 1 at Boston 6
 Apr. 13 Boston 3 at Hartford 1
Boston won best-of-seven series 4-2

Boston won best-of-seven series 4-2

Apr. 3 Buffalo 5 at Montreal 7
 Apr. 5 Buffalo 4 at Montreal 5
 Apr. 7 Montreal 4 at Buffalo 5
 Apr. 9 Montreal 4 at Buffalo 6
 Apr. 11 Buffalo 3 at Montreal 4 OT
 Apr. 13 Montreal 5 at Buffalo 1
Montreal won best-of-seven series 4-2

Montreal won best-of-seven series 4-2

Apr. 3 New Jersey 3 at Pittsburgh 1
 Apr. 5 New Jersey 4 at Pittsburgh 5 OT
 Apr. 7 Pittsburgh 4 at New Jersey 3
 Apr. 9 Pittsburgh 1 at New Jersey 4
 Apr. 11 New Jersey 4 at Pittsburgh 2
 Apr. 13 Pittsburgh 4 at New Jersey 3
 Apr. 15 New Jersey 0 at Pittsburgh 4
Pittsburgh won best-of-seven series 4-3

Pittsburgh won best-of-seven series 4-3

Apr. 3	Washington	1	at	NY Rangers	2
Apr. 5	Washington	3	at	NY Rangers	0
Apr. 7	NY Rangers	6	at	Washington	0
Apr. 9	NY Rangers	2	at	Washington	3
Apr. 11	Washington	5	at	NY Rangers	4 OT
Apr. 13	NY Rangers	2	at	Washington	4

Washington won best-of-seven series 4-2

Apr. 4	Minnesota	4	at	Chicago	3 OT
Apr. 6	Minnesota	2	at	Chicago	5
Apr. 8	Chicago	6	at	Minnesota	5
Apr. 10	Chicago	1	at	Minnesota	3
Apr. 12	Minnesota	6	at	Chicago	0
Apr. 14	Chicago	1	at	Minnesota	3

Minnesota won best-of-seven series 4-2

Apr. 4	Detroit	6	at	St. Louis	3
Apr. 6	Detroit	2	at	St. Louis	4
Apr. 8	St. Louis	2	at	Detroit	5
Apr. 10	St. Louis	3	at	Detroit	4
Apr. 12	Detroit	1	at	St. Louis	6
Apr. 14	St. Louis	3	at	Detroit	0
Apr. 16	Detroit	2	at	St. Louis	3

St. Louis won best-of-seven series 4-3

Apr. 4	Vancouver	6	at	Los Angeles	5
Apr. 6	Vancouver	2	at	Los Angeles	3 OT
Apr. 8	Los Angeles	1	at	Vancouver	2 OT
Apr. 10	Los Angeles	6	at	Vancouver	1
Apr. 12	Vancouver	4	at	Los Angeles	7
Apr. 14	Los Angeles	4	at	Vancouver	1

Los Angeles won best-of-seven series 4-2

Apr. 4	Edmonton	3	at	Calgary	1
Apr. 6	Edmonton	1	at	Calgary	3
Apr. 8	Calgary	3	at	Edmonton	4
Apr. 10	Calgary	2	at	Edmonton	5
Apr. 12	Edmonton	3	at	Calgary	5
Apr. 14	Calgary	2	at	Edmonton	1 OT
Apr. 16	Edmonton	5	at	Calgary	4 OT

Edmonton won best-of-seven series 4-3**DIVISION FINALS**

Apr. 17	Montreal	1	at	Boston	2
Apr. 19	Montreal	4	at	Boston	3 OT
Apr. 21	Boston	3	at	Montreal	2
Apr. 23	Boston	2	at	Montreal	6
Apr. 25	Montreal	1	at	Boston	4
Apr. 27	Boston	2	at	Montreal	3 OT
Apr. 29	Montreal	1	at	Boston	2

Boston won best-of-seven series 4-3

Apr. 17	Washington	4	at	Pittsburgh	2
Apr. 19	Washington	6	at	Pittsburgh	7 OT
Apr. 21	Pittsburgh	3	at	Washington	1
Apr. 23	Pittsburgh	3	at	Washington	1
Apr. 25	Washington	1	at	Pittsburgh	4

Pittsburgh won best-of-seven series 4-1

Apr. 18	Minnesota	2	at	St. Louis	1
Apr. 20	Minnesota	2	at	St. Louis	5
Apr. 22	St. Louis	1	at	Minnesota	5
Apr. 24	St. Louis	4	at	Minnesota	8
Apr. 26	Minnesota	2	at	St. Louis	4
Apr. 28	St. Louis	2	at	Minnesota	3

Minnesota won best-of-seven series 4-2

Apr. 18	Edmonton	3	at	Los Angeles	4 OT
Apr. 20	Edmonton	4	at	Los Angeles	3 OT
Apr. 22	Los Angeles	3	at	Edmonton	4 OT
Apr. 24	Los Angeles	2	at	Edmonton	4
Apr. 26	Edmonton	2	at	Los Angeles	5
Apr. 28	Los Angeles	3	at	Edmonton	4 OT

Edmonton won best-of-seven series 4-2**CONFERENCE FINALS**

May 1	Pittsburgh	3	at	Boston	6
May 3	Pittsburgh	4	at	Boston	5 OT
May 5	Boston	1	at	Pittsburgh	4
May 7	Boston	1	at	Pittsburgh	4
May 9	Pittsburgh	7	at	Boston	2
May 11	Boston	3	at	Pittsburgh	5

Pittsburgh won best-of-seven series 4-2

May 2	Minnesota	3	at	Edmonton	1
-------	-----------	---	----	----------	---

May 4	Minnesota	2	at	Edmonton	7
May 6	Edmonton	3	at	Minnesota	7
May 8	Edmonton	1	at	Minnesota	5
May 10	Minnesota	3	at	Edmonton	2

Minnesota won best-of-seven series 4-1**FINAL**

May 15	Minnesota	5	at	Pittsburgh	4
May 17	Minnesota	1	at	Pittsburgh	4
May 19	Pittsburgh	1	at	Minnesota	3
May 21	Pittsburgh	5	at	Minnesota	3
May 23	Minnesota	4	at	Pittsburgh	6
May 25	Pittsburgh	8	at	Minnesota	0

Pittsburgh won best-of-seven series 4-2

1990-91 — Pittsburgh Penguins — Mario Lemieux (Captain), Paul Coffey, Randy Hillier, Bob Errey, Tom Barrasso, Phil Bourque, Jay Caufield, Ron Francis, Randy Gilhen, Jiri Hrdina, Jaromir Jagr, Grant Jennings, Troy Loney, Joe Mullen, Larry Murphy, Jim Paek, Frank Pietrangolo, Barry Pederson, Mark Recchi, Gordie Roberts, Ulf Samuelsson, Paul Stanton, Kevin Stevens, Peter Taglianetti, Bryan Trottier, Scott Young, Wendell Young; Edward J. DeBartolo Sr. (Owner), Marie D. DeBartolo York (President), Paul Martha (Vice President/General Counsel), Craig Patrick (General Manager), Scotty Bowman (Director of Player Development and Recruitment), Bob Johnson (Head Coach), Rick Kehoe, Rick Paterson, Barry Smith (Assistant Coaches), Gilles Meloche (Goaltending Coach/Scout), Steve Latin (Equipment Manager), Skip Thayer (Trainer), John Welday (Strength and Conditioning Coach), Greg Malone (Scout).

1990

The Oilers captured their fifth Stanley Cup title in seven years (and their first since trading Wayne Gretzky to Los Angeles in 1988), defeating Boston for their second Stanley Cup triumph over the Bruins in three seasons.

The two teams battled for 55:13 of overtime in game one at Boston Garden before Edmonton's Petr Klima ended the marathon encounter with the game-winner. It represented the longest overtime in Stanley Cup Final history, edging the previous mark of 53:50 set in game three of the 1931 series between Chicago and Montreal.

Edmonton goaltender Bill Ranford, who posted all 16 Oilers victories in the postseason, won the Conn Smythe Trophy as playoff MVP.

Seven players — Glenn Anderson, Grant Fuhr, Randy Gregg, Charlie Huddy, Jari Kurri, Kevin Lowe and Mark Messier — won their fifth Stanley Cup as members of the Oilers.

CONN SMYTHE TROPHY

Bill Ranford - Goaltender - Edmonton Oilers

DIVISION SEMI-FINALS

Apr. 5	Hartford	4	at	Boston	3
Apr. 7	Hartford	1	at	Boston	3
Apr. 9	Boston	3	at	Hartford	5
Apr. 11	Boston	6	at	Hartford	5
Apr. 13	Hartford	2	at	Boston	3
Apr. 15	Boston	2	at	Hartford	3 OT
Apr. 17	Hartford	1	at	Boston	3

Boston won best-of-seven series 4-3

Apr. 5	Montreal	1	at	Buffalo	4
Apr. 7	Montreal	3	at	Buffalo	0
Apr. 9	Buffalo	1	at	Montreal	2 OT
Apr. 11	Buffalo	4	at	Montreal	2
Apr. 13	Montreal	4	at	Buffalo	2
Apr. 15	Buffalo	2	at	Montreal	5

Montreal won best-of-seven series 4-2

Apr. 5	NY Islanders	1	at	NY Rangers	2
Apr. 7	NY Islanders	2	at	NY Rangers	5
Apr. 9	NY Rangers	3	at	NY Islanders	4 OT

Apr. 11	NY Rangers	6	at	NY Islanders	1
Apr. 13	NY Islanders	5	at	NY Rangers	6

NY Rangers won best-of-seven series 4-1

Apr. 5	Washington	5	at	New Jersey	4 OT
Apr. 7	Washington	5	at	New Jersey	6
Apr. 9	New Jersey	2	at	Washington	1
Apr. 11	New Jersey	1	at	Washington	3
Apr. 13	Washington	4	at	New Jersey	3
Apr. 15	New Jersey	2	at	Washington	3

Washington won best-of-seven series 4-2

Apr. 4	Minnesota	2	at	Chicago	1
Apr. 6	Minnesota	3	at	Chicago	5
Apr. 8	Chicago	2	at	Minnesota	1
Apr. 10	Chicago	0	at	Minnesota	4
Apr. 12	Minnesota	1	at	Chicago	5
Apr. 14	Chicago	3	at	Minnesota	5
Apr. 16	Minnesota	2	at	Chicago	5

Chicago won best-of-seven series 4-3

Apr. 4	Toronto	2	at	St. Louis	4
Apr. 6	Toronto	2	at	St. Louis	4
Apr. 8	St. Louis	6	at	Toronto	5 OT
Apr. 10	St. Louis	2	at	Toronto	4
Apr. 12	Toronto	3	at	St. Louis	4

St. Louis won best-of-seven series 4-1

Apr. 4	Los Angeles	5	at	Calgary	3
Apr. 6	Los Angeles	5	at	Calgary	8
Apr. 8	Calgary	1	at	Los Angeles	2 OT
Apr. 10	Calgary	4	at	Los Angeles	12
Apr. 12	Los Angeles	1	at	Calgary	5
Apr. 14	Calgary	3	at	Los Angeles	4 OT

Los Angeles won best-of-seven series 4-2

Apr. 4	Winnipeg	7	at	Edmonton	5
Apr. 6	Winnipeg	2	at	Edmonton	3 OT
Apr. 8	Edmonton	1	at	Winnipeg	2
Apr. 10	Edmonton	3	at	Winnipeg	4 OT
Apr. 12	Winnipeg	3	at	Edmonton	4
Apr. 14	Edmonton	4	at	Winnipeg	3
Apr. 16	Winnipeg	1	at	Edmonton	4

Edmonton won best-of-seven series 4-3**DIVISION FINALS**

Apr. 19	Montreal	0	at	Boston	1
Apr. 21	Montreal	4	at	Boston	5 OT
Apr. 23	Boston	6	at	Montreal	3
Apr. 25	Boston	1	at	Montreal	4
Apr. 27	Montreal	1	at	Boston	3

Boston won best-of-seven series 4-1

Apr. 19	Washington	3	at	NY Rangers	7
Apr. 21	Washington	6	at	NY Rangers	3
Apr. 23	NY Rangers	1	at	Washington	7
Apr. 25	NY Rangers	3	at	Washington	4 OT
Apr. 27	Washington	2	at	NY Rangers	1 OT

Washington won best-of-seven series 4-1

Apr. 18	St. Louis	4	at	Chicago	3
Apr. 20	St. Louis	3	at	Chicago	5
Apr. 22	Chicago	4	at	St. Louis	5
Apr. 24	Chicago	3	at	St. Louis	2
Apr. 26	St. Louis	2	at	Chicago	3
Apr. 28	Chicago	2	at	St. Louis	4
Apr. 30	St. Louis	2	at	Chicago	8

Chicago won best-of-seven series 4-3

Apr. 18	Los Angeles	0	at	Edmonton	7
Apr. 20	Los Angeles	1	at	Edmonton	6
Apr. 22	Edmonton	5	at	Los Angeles	4
Apr. 24	Edmonton	6	at	Los Angeles	5 OT

Edmonton won best-of-seven series 4-0**CONFERENCE FINALS**

May 3	Washington	3	at	Boston	5
May 5	Washington	0	at	Boston	3
May 7	Boston	4	at	Washington	1
May 9	Boston	3	at	Washington	2

Boston won best-of-seven series 4-0

May 2	Chicago	2	at	Edmonton	5
May 4	Chicago	4	at	Edmonton	3
May 6	Edmonton	1	at	Chicago	5

May 8	Edmonton	4	at	Chicago	2
May 10	Chicago	3	at	Edmonton	4
May 12	Edmonton	8	at	Chicago	4

Edmonton won best-of-seven series 4-2

FINAL

May 15	Edmonton	3	at	Boston	2 3OT
May 18	Edmonton	7	at	Boston	2
May 20	Boston	2	at	Edmonton	1
May 22	Boston	1	at	Edmonton	5
May 24	Edmonton	4	at	Boston	1

Edmonton won best-of-seven series 4-1

1989-90 – Edmonton Oilers – Mark Messier (Captain), Jari Kurri, Kevin Lowe, Steve Smith, Jeff Beukeboom, Mark Lamb, Joe Murphy, Glenn Anderson, Adam Graves, Craig MacTavish, Kelly Buchberger, Craig Simpson, Martin Gelin, Randy Gregg, Charlie Huddy, Geoff Smith, Reijo Ruotsalainen, Craig Muni, Bill Ranford, Dave Brown, Pokey Reddick, Petr Klima, Esa Tikkanen, Grant Fuhr; Peter Pocklington (Owner), Glen Sather (President/General Manager), John Muckler (Head Coach), Ted Green (Co-Coach), Ron Low (Assistant Coach), Bruce MacGregor (Assistant General Manager), Barry Fraser (Director of Player Personnel), Bill Tuele (Director of Public Relations), Werner Baum (Vice President), Dr. Gordon Cameron (Medical Chief of Staff), Dr. David Reid (Team Physician), Ken Lowe (Athletic Therapist), Barrie Stafford (Athletic Trainer), Stuart Poirier (Massage Therapist), Lyle Kulchisky (Assistant Trainer), John Blackwell (Cape Breton AHL - Director of Operations), Ace Bailey, Ed Chadwick, Lorne Davis, Harry Howell, Albert Reeves, Matti Vaisanen (Scouts).

1989

The Calgary Flames won their first Stanley Cup title with a 4-2 series victory over the Montreal Canadiens, who had defeated Calgary for the Stanley Cup in 1986. The Flames wrapped up the series with a 4-2 triumph over the Canadiens in game six, becoming the first visiting team to beat the Canadiens for the Stanley Cup on Montreal Forum ice.

Goaltender Mike Vernon tied an NHL playoff record by registering 16 postseason wins, tying the mark Edmonton's Grant Fuhr had set the previous year.

Al MacInnis became the fourth defenseman to win the Conn Smythe Trophy since the award was instituted in 1965. MacInnis joined Serge Savard (1969), Bobby Orr (1970 and 1972) and Larry Robinson (1978). MacInnis led the league in play-off scoring with 31 points (seven goals, 24 assists) and amassed a 17-game consecutive point-scoring streak, equaling the second longest in NHL play-off history and the longest ever by a defenseman.

CONN SMYTHE TROPHY

Al MacInnis - Defense - Calgary Flames

DIVISION SEMI-FINALS

Apr. 5	Hartford	2	at	Montreal	6
Apr. 6	Hartford	2	at	Montreal	3
Apr. 8	Montreal	5	at	Hartford	4 OT
Apr. 9	Montreal	4	at	Hartford	3 OT

Montreal won best-of-seven series 4-0

Apr. 5	Buffalo	6	at	Boston	0
Apr. 6	Buffalo	3	at	Boston	5
Apr. 8	Boston	4	at	Buffalo	2
Apr. 9	Boston	3	at	Buffalo	2
Apr. 11	Buffalo	1	at	Boston	4

Boston won best-of-seven series 4-1

Apr. 5	Philadelphia	2	at	Washington	3
Apr. 6	Philadelphia	3	at	Washington	2
Apr. 8	Washington	4	at	Philadelphia	3 OT

Apr. 9	Washington	2	at	Philadelphia	5
Apr. 11	Philadelphia	8	at	Washington	5
Apr. 13	Washington	3	at	Philadelphia	4

Philadelphia won best-of-seven series 4-2

Apr. 5	NY Rangers	1	at	Pittsburgh	3
Apr. 6	NY Rangers	4	at	Pittsburgh	7
Apr. 8	Pittsburgh	5	at	NY Rangers	3
Apr. 9	Pittsburgh	4	at	NY Rangers	3

Pittsburgh won best-of-seven series 4-0

Apr. 5	Chicago	2	at	Detroit	3
Apr. 6	Chicago	5	at	Detroit	4 OT
Apr. 8	Detroit	2	at	Chicago	4
Apr. 9	Detroit	2	at	Chicago	3
Apr. 11	Chicago	4	at	Detroit	6
Apr. 13	Detroit	1	at	Chicago	7

Chicago won best-of-seven series 4-2

Apr. 5	Minnesota	3	at	St. Louis	4 OT
Apr. 6	Minnesota	3	at	St. Louis	4 OT
Apr. 8	St. Louis	5	at	Minnesota	3
Apr. 9	St. Louis	4	at	Minnesota	5
Apr. 11	Minnesota	1	at	St. Louis	6

St. Louis won best-of-seven series 4-1

Apr. 5	Vancouver	4	at	Calgary	3 OT
Apr. 6	Vancouver	2	at	Calgary	5
Apr. 8	Calgary	4	at	Vancouver	0
Apr. 9	Calgary	3	at	Vancouver	5
Apr. 11	Vancouver	0	at	Calgary	4
Apr. 13	Calgary	3	at	Vancouver	6
Apr. 15	Vancouver	3	at	Calgary	4 OT

Calgary won best-of-seven series 4-3

Apr. 5	Edmonton	4	at	Los Angeles	3
Apr. 6	Edmonton	2	at	Los Angeles	5
Apr. 8	Los Angeles	0	at	Edmonton	4
Apr. 9	Los Angeles	3	at	Edmonton	4
Apr. 11	Edmonton	2	at	Los Angeles	4
Apr. 13	Los Angeles	4	at	Edmonton	1
Apr. 15	Edmonton	3	at	Los Angeles	6

Los Angeles won best-of-seven series 4-3

DIVISION FINALS

Apr. 17	Boston	2	at	Montreal	3
Apr. 19	Boston	2	at	Montreal	3 OT
Apr. 21	Montreal	5	at	Boston	4
Apr. 23	Montreal	2	at	Boston	3
Apr. 25	Boston	2	at	Montreal	3

Montreal won best-of-seven series 4-1

Apr. 17	Philadelphia	3	at	Pittsburgh	4
Apr. 19	Philadelphia	4	at	Pittsburgh	2
Apr. 21	Pittsburgh	4	at	Philadelphia	3 OT
Apr. 23	Pittsburgh	1	at	Philadelphia	4
Apr. 25	Philadelphia	7	at	Pittsburgh	10
Apr. 27	Pittsburgh	2	at	Philadelphia	6
Apr. 29	Philadelphia	4	at	Pittsburgh	1

Philadelphia won best-of-seven series 4-3

Apr. 18	Chicago	3	at	St. Louis	1
Apr. 20	Chicago	4	at	St. Louis	5 2OT
Apr. 22	St. Louis	2	at	Chicago	5
Apr. 24	St. Louis	2	at	Chicago	3
Apr. 26	Chicago	4	at	St. Louis	2

Chicago won best-of-seven series 4-1

Apr. 18	Los Angeles	3	at	Calgary	4 OT
Apr. 20	Los Angeles	3	at	Calgary	8
Apr. 22	Calgary	5	at	Los Angeles	2
Apr. 24	Calgary	5	at	Los Angeles	3

Calgary won best-of-seven series 4-0

CONFERENCE FINALS

May 1	Philadelphia	3	at	Montreal	1
May 3	Philadelphia	0	at	Montreal	3
May 5	Montreal	5	at	Philadelphia	1
May 7	Montreal	3	at	Philadelphia	0
May 9	Philadelphia	2	at	Montreal	1 OT
May 11	Montreal	4	at	Philadelphia	2

Montreal won best-of-seven series 4-2

May 2	Chicago	0	at	Calgary	3
May 4	Chicago	4	at	Calgary	2

May 6	Calgary	5	at	Chicago	2
May 8	Calgary	2	at	Chicago	1 OT
May 10	Chicago	1	at	Calgary	3

Calgary won best-of-seven series 4-1

FINAL

May 14	Montreal	2	at	Calgary	3
May 17	Montreal	4	at	Calgary	2
May 19	Calgary	3	at	Montreal	4 2OT
May 21	Calgary	4	at	Montreal	2
May 23	Montreal	2	at	Calgary	3
May 25	Calgary	4	at	Montreal	2

Calgary won best-of-seven series 4-2

1988-89 – Calgary Flames – Lanny McDonald (Co-Captain), Jim Peplinski (Co-Captain), Tim Hunter, Mike Vernon, Rick Wamsley, Al MacInnis, Brad McCrimmon, Dana Murzyn, Ric Nattress, Joe Mullen, Gary Roberts, Colin Patterson, Hakan Loob, Theoren Fleury, Jiri Hrdina, Gary Suter, Mark Hunter, Joe Nieuwendyk, Brian MacLellan, Joel Otto, Jamie Macoun, Doug Gilmour, Rob Ramage; Norman Green, Harley Hotchkiss, Norman Kwong, Sonia Scurfield, B.J. Seaman, D.K. Seaman (Owners), Cliff Fletcher (President/General Manager), Al MacNeil (Assistant General Manager), Al Coates (Assistant to the President), Terry Crisp (Head Coach), Doug Risebrough, Tom Watt (Assistant Coaches), Glenn Hall (Goaltending Consultant), Jim Murray (Trainer), Al Murray (Assistant Trainer), Bob Stewart (Equipment Manager).

1988

The Edmonton Oilers won their fourth Stanley Cup title in five years with a 4-0 series victory over the Boston Bruins, who were making their first appearance in the Stanley Cup Final in 10 years.

For the first time since 1927, a Stanley Cup Final game failed to determine a winner. During the fourth game of the series, a power failure at Boston Garden halted play at 16:37 of the second period with the teams tied 3-3. Under NHL bylaws, the match was suspended, to be made up in its entirety only in the event that a seventh and deciding game was necessary.

Thus the series shifted back to Edmonton where the Oilers, still holding a 3-0 series lead, recorded a 6-3 victory to win the Cup. Wayne Gretzky was selected as the Conn Smythe Trophy winner for the second time in his career, establishing a Stanley Cup Final series record of 13 points on three goals and ten assists.

CONN SMYTHE TROPHY

Wayne Gretzky - Center - Edmonton Oilers

DIVISION SEMI-FINALS

Apr. 6	Hartford	3	at	Montreal	4
Apr. 7	Hartford	3	at	Montreal	7
Apr. 9	Montreal	4	at	Hartford	3
Apr. 10	Montreal	5	at	Hartford	7
Apr. 12	Hartford	3	at	Montreal	1
Apr. 14	Montreal	2	at	Hartford	1

Montreal won best-of-seven series 4-2

Apr. 6	Buffalo	3	at	Boston	7
Apr. 7	Buffalo	1	at	Boston	4
Apr. 9	Boston	2	at	Buffalo	6
Apr. 10	Boston	5	at	Buffalo	6 OT
Apr. 12	Buffalo	4	at	Boston	5
Apr. 14	Boston	5	at	Buffalo	2

Boston won best-of-seven series 4-2

Apr. 6	New Jersey	3	at	NY Islanders	4 OT
Apr. 7	New Jersey	3	at	NY Islanders	2
Apr. 9	NY Islanders	0	at	New Jersey	3
Apr. 10	NY Islanders	5	at	New Jersey	4 OT
Apr. 12	New Jersey	4	at	NY Islanders	2
Apr. 14	NY Islanders	5	at	New Jersey	6

New Jersey won best-of-seven series 4-2

Apr. 6	Philadelphia	4	at	Washington	2
Apr. 7	Philadelphia	4	at	Washington	5
Apr. 9	Washington	3	at	Philadelphia	4
Apr. 10	Washington	4	at	Philadelphia	5 OT
Apr. 12	Philadelphia	2	at	Washington	5
Apr. 14	Washington	7	at	Philadelphia	2
Apr. 16	Philadelphia	4	at	Washington	5 OT

Washington won best-of-seven series 4-3

Apr. 6	Toronto	6	at	Detroit	2
Apr. 7	Toronto	2	at	Detroit	6
Apr. 9	Detroit	6	at	Toronto	3
Apr. 10	Detroit	8	at	Toronto	0
Apr. 12	Toronto	6	at	Detroit	5 OT
Apr. 14	Detroit	5	at	Toronto	3

Detroit won best-of-seven series 4-2

Apr. 6	Chicago	1	at	St. Louis	5
Apr. 7	Chicago	2	at	St. Louis	3
Apr. 9	St. Louis	3	at	Chicago	6
Apr. 10	St. Louis	6	at	Chicago	5
Apr. 12	Chicago	3	at	St. Louis	5

St. Louis won best-of-seven series 4-1

Apr. 6	Los Angeles	2	at	Calgary	9
Apr. 7	Los Angeles	4	at	Calgary	6
Apr. 9	Calgary	2	at	Los Angeles	5
Apr. 10	Calgary	7	at	Los Angeles	3
Apr. 12	Los Angeles	4	at	Calgary	6

Calgary won best-of-seven series 4-1

Apr. 6	Winnipeg	4	at	Edmonton	7
Apr. 7	Winnipeg	2	at	Edmonton	3
Apr. 9	Edmonton	4	at	Winnipeg	6
Apr. 10	Edmonton	5	at	Winnipeg	3
Apr. 12	Winnipeg	2	at	Edmonton	6

Edmonton won best-of-seven series 4-1**DIVISION FINALS**

Apr. 18	Boston	2	at	Montreal	5
Apr. 20	Boston	4	at	Montreal	3
Apr. 22	Montreal	1	at	Boston	3
Apr. 24	Montreal	0	at	Boston	2
Apr. 26	Boston	4	at	Montreal	1

Boston won best-of-seven series 4-1

Apr. 18	New Jersey	1	at	Washington	3
Apr. 20	New Jersey	5	at	Washington	2
Apr. 22	Washington	4	at	New Jersey	10
Apr. 24	Washington	4	at	New Jersey	1
Apr. 26	New Jersey	3	at	Washington	1
Apr. 28	Washington	7	at	New Jersey	2
Apr. 30	New Jersey	3	at	Washington	2

New Jersey won best-of-seven series 4-3

Apr. 19	St. Louis	4	at	Detroit	5
Apr. 21	St. Louis	0	at	Detroit	6
Apr. 23	Detroit	3	at	St. Louis	6
Apr. 25	Detroit	3	at	St. Louis	1
Apr. 27	St. Louis	3	at	Detroit	4

Detroit won best-of-seven series 4-1

Apr. 19	Edmonton	3	at	Calgary	1
Apr. 21	Edmonton	5	at	Calgary	4 OT
Apr. 23	Calgary	2	at	Edmonton	4
Apr. 25	Calgary	4	at	Edmonton	6

Edmonton won best-of-seven series 4-0**CONFERENCE FINALS**

May 2	New Jersey	3	at	Boston	5
May 4	New Jersey	3	at	Boston	2 OT
May 6	Boston	6	at	New Jersey	1
May 8	Boston	1	at	New Jersey	3
May 10	New Jersey	1	at	Boston	7
May 12	Boston	3	at	New Jersey	6
May 14	New Jersey	2	at	Boston	6

Boston won best-of-seven series 4-3

May 3	Detroit	1	at	Edmonton	4
May 5	Detroit	3	at	Edmonton	5
May 7	Edmonton	2	at	Detroit	5
May 9	Edmonton	4	at	Detroit	3 OT
May 11	Detroit	4	at	Edmonton	8

Edmonton won best-of-seven series 4-1**FINAL**

May 18	Boston	1	at	Edmonton	2
May 20	Boston	2	at	Edmonton	4
May 22	Edmonton	6	at	Boston	3
May 24	Edmonton	3	at	Boston	3 *
May 26	Boston	3	at	Edmonton	6

* Game suspended at 16:37 of second period due to power failure.

Edmonton won best-of-seven series 4-0

1987-88 – Edmonton Oilers – Wayne Gretzky (Captain), Keith Acton, Glenn Anderson, Jeff Beukeboom, Geoff Courtnall, Grant Fuhr, Randy Gregg, Dave Hannan, Charlie Huddy, Mike Krushelnyski, Jari Kurri, Normand Lacombe, Kevin Lowe, Craig MacTavish, Kevin McClelland, Marty McSorley, Mark Messier, Craig Muni, Bill Ranford, Craig Simpson, Steve Smith, Esa Tikkanen; Peter Pocklington (Owner), Glen Sather (General Manager/Coach), John Muckler (Co-Coach), Ted Green (Assistant Coach), Bruce MacGregor (Assistant General Manager), Barry Fraser (Director of Player Personnel), Bill Tuele (Director of Public Relations), Dr. Gordon Cameron (Team Doctor), Peter Millar (Athletic Therapist), Juergen Merz (Massage Therapist), Barrie Stafford (Trainer), Lyle Kulchisky (Assistant Trainer).

1987

After a year's absence, the Edmonton Oilers returned to the Final and captured their third Stanley Cup title in four seasons.

Edmonton and Philadelphia carried the championship series to a full seven games for the first time since the Montreal Canadiens and Chicago Black Hawks in 1971. Philadelphia goaltender Ron Hextall received the Conn Smythe Trophy, joining Roger Crozier (1966 Detroit Red Wings), Glenn Hall (1968 St. Louis Blues) and Reggie Leach (1976 Philadelphia Flyers) as the only players on a losing club to be so honored.

CONN SMYTHE TROPHY

Ron Hextall - Goaltender - Philadelphia Flyers

DIVISION SEMI-FINALS

Apr. 8	Quebec	2	at	Hartford	3 OT
Apr. 9	Quebec	4	at	Hartford	5
Apr. 11	Hartford	1	at	Quebec	5
Apr. 12	Hartford	1	at	Quebec	4
Apr. 14	Quebec	7	at	Hartford	5
Apr. 16	Hartford	4	at	Quebec	5 OT

Quebec won best-of-seven series 4-2

Apr. 8	Boston	2	at	Montreal	6
Apr. 9	Boston	3	at	Montreal	4 OT
Apr. 11	Montreal	5	at	Boston	4
Apr. 12	Montreal	4	at	Boston	2

Montreal won best-of-seven series 4-0

Apr. 8	NY Rangers	3	at	Philadelphia	0
Apr. 9	NY Rangers	3	at	Philadelphia	8
Apr. 11	Philadelphia	3	at	NY Rangers	0
Apr. 12	Philadelphia	3	at	NY Rangers	6
Apr. 14	NY Rangers	1	at	Philadelphia	3
Apr. 16	Philadelphia	5	at	NY Rangers	0

Philadelphia won best-of-seven series 4-2

Apr. 8	NY Islanders	3	at	Washington	4
Apr. 9	NY Islanders	3	at	Washington	1
Apr. 11	Washington	2	at	NY Islanders	0
Apr. 12	Washington	4	at	NY Islanders	1
Apr. 14	NY Islanders	4	at	Washington	2
Apr. 16	Washington	4	at	NY Islanders	5
Apr. 18	NY Islanders	3	at	Washington	2 4OT

NY Islanders won best-of-seven series 4-3

Apr. 8	Toronto	1	at	St. Louis	3
Apr. 9	Toronto	3	at	St. Louis	2 OT
Apr. 11	St. Louis	5	at	Toronto	3
Apr. 12	St. Louis	1	at	Toronto	2
Apr. 14	Toronto	2	at	St. Louis	1
Apr. 16	St. Louis	0	at	Toronto	4

Toronto won best-of-seven series 4-2

Apr. 8	Chicago	1	at	Detroit	3
Apr. 9	Chicago	1	at	Detroit	5
Apr. 11	Detroit	4	at	Chicago	3 OT
Apr. 12	Detroit	3	at	Chicago	1

Detroit won best-of-seven series 4-0

Apr. 8	Los Angeles	5	at	Edmonton	2
Apr. 9	Los Angeles	3	at	Edmonton	13
Apr. 11	Edmonton	6	at	Los Angeles	5
Apr. 12	Edmonton	6	at	Los Angeles	3
Apr. 14	Los Angeles	4	at	Edmonton	5

Edmonton won best-of-seven series 4-1

Apr. 8	Winnipeg	4	at	Calgary	2
Apr. 9	Winnipeg	3	at	Calgary	2
Apr. 11	Calgary	3	at	Winnipeg	2 OT
Apr. 12	Calgary	3	at	Winnipeg	4
Apr. 14	Winnipeg	3	at	Calgary	4
Apr. 16	Calgary	1	at	Winnipeg	6

Winnipeg won best-of-seven series 4-2**DIVISION FINALS**

Apr. 20	Quebec	7	at	Montreal	5
Apr. 22	Quebec	2	at	Montreal	1
Apr. 24	Montreal	7	at	Quebec	2
Apr. 26	Montreal	3	at	Quebec	2 OT
Apr. 28	Quebec	2	at	Montreal	3
Apr. 30	Montreal	2	at	Quebec	3
May 2	Quebec	3	at	Montreal	5

Montreal won best-of-seven series 4-3

Apr. 20	NY Islanders	2	at	Philadelphia	4
Apr. 22	NY Islanders	2	at	Philadelphia	1
Apr. 24	Philadelphia	4	at	NY Islanders	1
Apr. 26	Philadelphia	6	at	NY Islanders	4
Apr. 28	NY Islanders	2	at	Philadelphia	1
Apr. 30	Philadelphia	2	at	NY Islanders	4
May 2	NY Islanders	1	at	Philadelphia	5

Philadelphia won best-of-seven series 4-3

Apr. 21	Toronto	4	at	Detroit	2
Apr. 23	Toronto	7	at	Detroit	2
Apr. 25	Detroit	4	at	Toronto	2
Apr. 27	Detroit	2	at	Toronto	3 OT
Apr. 29	Toronto	0	at	Detroit	3
May 1	Detroit	4	at	Toronto	2
May 3	Toronto	0	at	Detroit	3

Detroit won best-of-seven series 4-3

Apr. 21	Winnipeg	2	at	Edmonton	3 OT
Apr. 23	Winnipeg	3	at	Edmonton	5
Apr. 25	Edmonton	5	at	Winnipeg	2
Apr. 27	Edmonton	4	at	Winnipeg	2

Edmonton won best-of-seven series 4-0**CONFERENCE FINALS**

May 4	Montreal	3	at	Philadelphia	4 OT
May 6	Montreal	5	at	Philadelphia	2
May 8	Philadelphia	4	at	Montreal	3
May 10	Philadelphia	6	at	Montreal	3
May 12	Montreal	5	at	Philadelphia	2
May 14	Philadelphia	4	at	Montreal	3

Philadelphia won best-of-seven series 4-2

May 5	Detroit	3	at	Edmonton	1
May 7	Detroit	1	at	Edmonton	4
May 9	Edmonton	2	at	Detroit	1
May 11	Edmonton	3	at	Detroit	2
May 13	Detroit	3	at	Edmonton	6

Edmonton won best-of-seven series 4-1**FINAL**

May 17	Philadelphia	2	at	Edmonton	4
May 20	Philadelphia	2	at	Edmonton	3 OT
May 22	Edmonton	3	at	Philadelphia	5
May 24	Edmonton	4	at	Philadelphia	1
May 26	Philadelphia	4	at	Edmonton	3
May 28	Edmonton	2	at	Philadelphia	3
May 31	Philadelphia	1	at	Edmonton	3

Edmonton won best-of-seven series 4-3

1986-87 – Edmonton Oilers – Wayne Gretzky (Captain), Glenn Anderson, Jeff Beukeboom, Kelly Buchberger, Paul Coffey, Grant Fuhr, Randy Gregg, Charlie Huddy, Dave Hunter, Mike Krushelnyski, Jari Kurri, Moe Lemay, Kevin Lowe, Craig MacTavish, Kevin

McClelland, Marty McSorley, Mark Messier, Andy Moog, Craig Muni, Kent Nilsson, Jaroslav Pouzar, Reijo Ruotsalainen, Steve Smith, Esa Tikkanen; Peter Pocklington (Owner), Glen Sather (General Manager/Coach), Bruce MacGregor (Assistant General Manager), John Muckler (Co-Coach), Ted Green, Ron Low (Assistant Coaches), Barry Fraser (Director of Player Personnel), Garnet Bailey, Ed Chadwick, Lorne Davis, Matti Vaisanen (Scouts), Peter Millar (Athletic Therapist), Juergen Merz (Massage Therapist), Dr. Gordon Cameron (Team Doctor), Barrie Stafford (Trainer), Lyle Kulchisky (Assistant Trainer).

1986

The Montreal Canadiens set a new professional record for championships, winning their 23rd Stanley Cup title. Montreal had been tied with the New York Yankees, who had amassed 22 World Series titles through this point in their history. The series between the Canadiens and the Calgary Flames marked the first all-Canadian final since Montreal and Toronto faced each other in 1967.

Brian Skrudland scored nine seconds into overtime in game two to set a new record for the fastest overtime goal in playoff history, eclipsing the old mark of 11 seconds set by J.P. Parise of the NY Islanders on April 11, 1975.

Twenty-year-old goaltender Patrick Roy became the youngest player to win the Conn Smythe Trophy in the 22-year history of the award. Roy posted a record-tying 15 playoff wins (15–5) and a 1.92 average in 20 postseason games.

CONN SMYTHE TROPHY

Patrick Roy - Goaltender - Montreal Canadiens

DIVISION SEMI-FINALS

Apr. 9	Hartford	3	at	Quebec	2 OT
Apr. 10	Hartford	4	at	Quebec	1
Apr. 12	Quebec	4	at	Hartford	9

Hartford won best-of-five series 3–0

Apr. 9	Boston	1	at	Montreal	3
Apr. 10	Boston	2	at	Montreal	3
Apr. 12	Montreal	4	at	Boston	3

Montreal won best-of-five series 3–0

Apr. 9	NY Rangers	6	at	Philadelphia	2
Apr. 10	NY Rangers	1	at	Philadelphia	2
Apr. 12	Philadelphia	2	at	NY Rangers	5
Apr. 13	Philadelphia	7	at	NY Rangers	1
Apr. 15	NY Rangers	5	at	Philadelphia	2

NY Rangers won best-of-five series 3–2

Apr. 9	NY Islanders	1	at	Washington	3
Apr. 10	NY Islanders	2	at	Washington	5
Apr. 12	Washington	3	at	NY Islanders	1

Washington won best-of-five series 3–0

Apr. 9	Toronto	5	at	Chicago	3
Apr. 10	Toronto	6	at	Chicago	4
Apr. 12	Chicago	2	at	Toronto	7

Toronto won best-of-five series 3–0

Apr. 9	St. Louis	2	at	Minnesota	1
Apr. 10	St. Louis	2	at	Minnesota	6
Apr. 12	Minnesota	3	at	St. Louis	4
Apr. 13	Minnesota	7	at	St. Louis	4
Apr. 15	St. Louis	6	at	Minnesota	3

St. Louis won best-of-five series 3–2

Apr. 9	Vancouver	3	at	Edmonton	7
Apr. 10	Vancouver	1	at	Edmonton	5
Apr. 12	Edmonton	5	at	Vancouver	1

Edmonton won best-of-five series 3–0

Apr. 9	Winnipeg	1	at	Calgary	5
Apr. 10	Winnipeg	4	at	Calgary	6
Apr. 12	Calgary	4	at	Winnipeg	3 OT

Calgary won best-of-five series 3–0

DIVISION FINALS

Apr. 17	Hartford	4	at	Montreal	1
Apr. 19	Hartford	1	at	Montreal	3
Apr. 21	Montreal	4	at	Hartford	1

Apr. 23	Montreal	1	at	Hartford	2 OT
Apr. 25	Hartford	3	at	Montreal	5
Apr. 27	Montreal	0	at	Hartford	1
Apr. 29	Hartford	1	at	Montreal	2 OT

Montreal won best-of-seven series 4–3

Apr. 17	NY Rangers	4	at	Washington	3 OT
Apr. 19	NY Rangers	1	at	Washington	8
Apr. 21	Washington	6	at	NY Rangers	3
Apr. 23	Washington	5	at	NY Rangers	6 OT
Apr. 25	NY Rangers	4	at	Washington	2
Apr. 27	Washington	1	at	NY Rangers	2

NY Rangers won best-of-seven series 4–2

Apr. 18	Toronto	1	at	St. Louis	6
Apr. 20	Toronto	3	at	St. Louis	0
Apr. 22	St. Louis	2	at	Toronto	5
Apr. 24	St. Louis	7	at	Toronto	4
Apr. 26	Toronto	3	at	St. Louis	4 OT
Apr. 28	St. Louis	3	at	Toronto	5
Apr. 30	Toronto	1	at	St. Louis	2

St. Louis won best-of-seven series 4–3

Apr. 18	Calgary	4	at	Edmonton	1
Apr. 20	Calgary	5	at	Edmonton	6 OT
Apr. 22	Edmonton	2	at	Calgary	3
Apr. 24	Edmonton	7	at	Calgary	4
Apr. 26	Calgary	4	at	Edmonton	1
Apr. 28	Edmonton	5	at	Calgary	2
Apr. 30	Calgary	3	at	Edmonton	2

Calgary won best-of-seven series 4–3

CONFERENCE FINALS

May 1	NY Rangers	1	at	Montreal	2
May 3	NY Rangers	2	at	Montreal	6
May 5	Montreal	4	at	NY Rangers	3 OT
May 7	Montreal	0	at	NY Rangers	2
May 9	NY Rangers	1	at	Montreal	3

Montreal won best-of-seven series 4–1

May 2	St. Louis	3	at	Calgary	2
May 4	St. Louis	2	at	Calgary	8
May 6	Calgary	5	at	St. Louis	3
May 8	Calgary	2	at	St. Louis	5
May 10	St. Louis	2	at	Calgary	4
May 12	Calgary	5	at	St. Louis	6 OT
May 14	St. Louis	1	at	Calgary	2

Calgary won best-of-seven series 4–3

FINAL

May 16	Montreal	2	at	Calgary	5
May 18	Montreal	3	at	Calgary	2 OT
May 20	Calgary	3	at	Montreal	5
May 22	Calgary	0	at	Montreal	1
May 24	Montreal	4	at	Calgary	3

Montreal won best-of-seven series 4–1

1985–86 – Montreal Canadiens – Bob Gainey (Captain), Doug Soetaert, Patrick Roy, Rick Green, David Maley, Ryan Walter, Serge Boisvert, Mario Tremblay, Bobby Smith, Craig Ludwig, Tom Kurvers, Kjell Dahlin, Larry Robinson, Guy Carbonneau, Chris Chelios, Petr Svoboda, Mats Naslund, Lucien DeBlois, Steve Rooney, Gaston Gingras, Mike Lalor, Chris Nilan, John Kordic, Claude Lemieux, Mike McPhee, Brian Skrudland, Stephane Richer, Ronald Corey (President), Serge Savard (General Manager), Jean Perron (Coach), Jacques Laperrière (Assistant Coach), Jean Béliveau, Francois-Xavier Seigneur, Fred Steer (Vice Presidents), Jacques Lemaire, André Boudrias (Assistant General Managers), Claude Ruel (Player Development), Yves Belanger (Athletic Therapist), Gaetan Lefebvre (Assistant Athletic Therapist), Eddy Palchak (Trainer), Sylvain Toupin (Assistant Trainer).

1985

In the 1985 playoffs, Wayne Gretzky set new records for assists (30) and points (47) in one playoff year. Gretzky also tied the modern record shared by Jean Beliveau (1956) and Mike Bossy (1982) for most goals in the Stanley Cup Final with seven in five games. Jari Kurri scored 19 goals in 18 games to tie the record (Reggie Leach

in 1976) for goals in one playoff year. Kurri also broke teammate Mark Messier's record for most hat tricks in a playoff year with four, including one four-goal game. Paul Coffey, who registered 12 goals and 25 assists in 18 games, shattered the one-year playoff records for goals, assists and points by a defenseman. Coffey broke Boston Bruin Bobby Orr's records for goals (nine in 1970) and assists (19 in 1972), and New York Islander Denis Potvin's record for points (25 in 1981). Edmonton's Grant Fuhr tied New York Islanders goaltender Billy Smith for most wins, 15, in a playoff year. Fuhr posted a 15–3 record in 18 games. Smith amassed 15 wins in both 1980 and 1982. For the first time in the Final, two penalty shots were awarded in the same series. Both were stopped by Fuhr.

CONN SMYTHE TROPHY

Wayne Gretzky - Center - Edmonton Oilers

DIVISION SEMI-FINALS

Apr. 10	Boston	5	at	Montreal	3
Apr. 11	Boston	3	at	Montreal	5
Apr. 13	Montreal	4	at	Boston	2
Apr. 14	Montreal	6	at	Boston	7
Apr. 16	Boston	0	at	Montreal	1

Montreal won best-of-five series 3–2

Apr. 10	Buffalo	2	at	Quebec	5
Apr. 11	Buffalo	2	at	Quebec	3
Apr. 13	Quebec	4	at	Buffalo	6
Apr. 14	Quebec	4	at	Buffalo	7
Apr. 16	Buffalo	5	at	Quebec	6

Quebec won best-of-five series 3–2

Apr. 10	NY Rangers	4	at	Philadelphia	5 OT
Apr. 11	NY Rangers	1	at	Philadelphia	3
Apr. 13	Philadelphia	6	at	NY Rangers	5

Philadelphia won best-of-five series 3–0

Apr. 10	NY Islanders	3	at	Washington	4 OT
Apr. 11	NY Islanders	1	at	Washington	2 2OT
Apr. 13	Washington	1	at	NY Islanders	2
Apr. 14	Washington	4	at	NY Islanders	6
Apr. 16	NY Islanders	2	at	Washington	1

NY Islanders won best-of-five series 3–2

Apr. 10	Minnesota	3	at	St. Louis	2
Apr. 11	Minnesota	4	at	St. Louis	3
Apr. 13	St. Louis	0	at	Minnesota	2

Minnesota won best-of-five series 3–0

Apr. 10	Detroit	5	at	Chicago	9
Apr. 11	Detroit	1	at	Chicago	6
Apr. 13	Chicago	8	at	Detroit	2

Chicago won best-of-five series 3–0

Apr. 10	Los Angeles	2	at	Edmonton	3 OT
Apr. 11	Los Angeles	2	at	Edmonton	4
Apr. 13	Edmonton	4	at	Los Angeles	3 OT

Edmonton won best-of-five series 3–0

Apr. 10	Calgary	4	at	Winnipeg	5 OT
Apr. 11	Calgary	2	at	Winnipeg	5
Apr. 13	Winnipeg	0	at	Calgary	4
Apr. 14	Winnipeg	5	at	Calgary	3

Winnipeg won best-of-five series 3–1

DIVISION FINALS

Apr. 18	Quebec	2	at	Montreal	1 OT
Apr. 21	Quebec	4	at	Montreal	6
Apr. 23	Montreal	6	at	Quebec	7 OT
Apr. 25	Montreal	3	at	Quebec	1
Apr. 27	Quebec	5	at	Montreal	1
Apr. 30	Montreal	5	at	Quebec	2
May 2	Quebec	3	at	Montreal	2 OT

Quebec won best-of-seven series 4–3

Apr. 18	NY Islanders	0	at	Philadelphia	3
Apr. 21	NY Islanders	2	at	Philadelphia	5
Apr. 23	Philadelphia	5	at	NY Islanders	3
Apr. 25	Philadelphia	2	at	NY Islanders	6
Apr. 28	NY Islanders	0	at	Philadelphia	1

Philadelphia won best-of-seven series 4–1

Apr. 18	Minnesota	8	at	Chicago	5
Apr. 21	Minnesota	2	at	Chicago	6
Apr. 23	Chicago	5	at	Minnesota	3
Apr. 25	Chicago	7	at	Minnesota	6 2OT
Apr. 28	Minnesota	5	at	Chicago	4 OT
Apr. 30	Chicago	6	at	Minnesota	5 OT

Chicago won best-of-seven series 4-2

Apr. 18	Winnipeg	2	at	Edmonton	4
Apr. 20	Winnipeg	2	at	Edmonton	5
Apr. 23	Edmonton	5	at	Winnipeg	4
Apr. 25	Edmonton	8	at	Winnipeg	3

Edmonton won best-of-seven series 4-0**CONFERENCE FINALS**

May 5	Philadelphia	1	at	Quebec	2 OT
May 7	Philadelphia	4	at	Quebec	2
May 9	Quebec	2	at	Philadelphia	4
May 12	Quebec	5	at	Philadelphia	3
May 14	Philadelphia	2	at	Quebec	1
May 16	Quebec	0	at	Philadelphia	3

Philadelphia won best-of-seven series 4-2

May 4	Chicago	2	at	Edmonton	11
May 7	Chicago	3	at	Edmonton	7
May 9	Edmonton	2	at	Chicago	5
May 12	Edmonton	6	at	Chicago	8
May 14	Chicago	5	at	Edmonton	10
May 16	Edmonton	8	at	Chicago	2

Edmonton won best-of-seven series 4-2**FINAL**

May 21	Edmonton	1	at	Philadelphia	4
May 23	Edmonton	3	at	Philadelphia	1
May 25	Philadelphia	3	at	Edmonton	4
May 28	Philadelphia	3	at	Edmonton	5
May 30	Philadelphia	3	at	Edmonton	8

Edmonton won best-of-seven series 4-1

1984-85 – Edmonton Oilers – Wayne Gretzky (Captain), Glenn Anderson, Billy Carroll, Paul Coffey, Lee Fogolin Jr., Grant Fuhr, Randy Gregg, Charlie Huddy, Pat Hughes, Dave Hunter, Don Jackson, Mike Krushelnyski, Jari Kurri, Willy Lindstrom, Kevin Lowe, Dave Lumley, Kevin McClelland, Larry Melnyk, Mark Messier, Andy Moog, Mark Napier, Jaroslav Pouzar, Dave Semenko, Esa Tikkanen; Peter Pocklington (Owner), Glen Sather (General Manager/Coach), Bruce MacGregor (Assistant General Manager), John Muckler, Ted Green (Assistant Coaches), Barry Fraser (Director of Player Personnel/Chief Scout), Garnet Bailey, Ed Chadwick, Lorne Davis, Matti Vaisanen (Scouts), Peter Millar (Athletic Therapist), Dr. Gordon Cameron (Team Doctor), Barrie Stafford (Trainer), Lyle Kulchisky (Assistant Trainer).

1984

The Edmonton Oilers, who joined the NHL in 1979-80 with the Hartford Whalers, Quebec Nordiques and Winnipeg Jets, became the first of the four former World Hockey Association clubs to win the Stanley Cup.

In his first championship game, Oilers goalie Grant Fuhr posted a shutout to hand the defending champion New York Islanders their first loss in 10 final series games.

Four different Oilers — Kevin McClelland, Glenn Anderson, Mark Messier and Ken Linseman — scored game-winning goals.

Messier had eight goals and 18 assists for 26 points in 19 games and also won the Conn Smythe Trophy.

CONN SMYTHE TROPHY

Mark Messier - Center - Edmonton Oilers

DIVISION SEMI-FINALS

Apr. 4	Montreal	2	at	Boston	1
Apr. 5	Montreal	3	at	Boston	1
Apr. 7	Boston	0	at	Montreal	5

Montreal won best-of-five series 3-0

Apr. 4	Quebec	3	at	Buffalo	2
Apr. 5	Quebec	6	at	Buffalo	2
Apr. 7	Buffalo	1	at	Quebec	4

Quebec won best-of-five series 3-0

Apr. 4	NY Rangers	1	at	NY Islanders	4
Apr. 5	NY Rangers	3	at	NY Islanders	0
Apr. 7	NY Islanders	2	at	NY Rangers	7
Apr. 8	NY Islanders	4	at	NY Rangers	1
Apr. 10	NY Rangers	2	at	NY Islanders	3 OT

NY Islanders won best-of-five series 3-2

Apr. 4	Philadelphia	2	at	Washington	4
Apr. 5	Philadelphia	2	at	Washington	6
Apr. 7	Washington	5	at	Philadelphia	1

Washington won best-of-five series 3-0

Apr. 4	Chicago	3	at	Minnesota	1
Apr. 5	Chicago	5	at	Minnesota	6
Apr. 7	Minnesota	4	at	Chicago	1
Apr. 8	Minnesota	3	at	Chicago	4
Apr. 10	Chicago	1	at	Minnesota	4

Minnesota won best-of-five series 3-2

Apr. 4	Detroit	2	at	St. Louis	3
Apr. 5	Detroit	5	at	St. Louis	3
Apr. 7	St. Louis	4	at	Detroit	3 2OT
Apr. 8	St. Louis	3	at	Detroit	2 OT

St. Louis won best-of-five series 3-1

Apr. 4	Winnipeg	2	at	Edmonton	9
Apr. 5	Winnipeg	4	at	Edmonton	5 OT
Apr. 7	Edmonton	4	at	Winnipeg	1

Edmonton won best-of-five series 3-0

Apr. 4	Vancouver	3	at	Calgary	5
Apr. 5	Vancouver	2	at	Calgary	4
Apr. 7	Calgary	0	at	Vancouver	7
Apr. 8	Calgary	5	at	Vancouver	1

Calgary won best-of-five series 3-1**DIVISION FINALS**

Apr. 12	Montreal	2	at	Quebec	4
Apr. 13	Montreal	4	at	Quebec	1
Apr. 15	Quebec	1	at	Montreal	2
Apr. 16	Quebec	4	at	Montreal	3 OT
Apr. 18	Montreal	4	at	Quebec	0
Apr. 20	Quebec	3	at	Montreal	5

Montreal won best-of-seven series 4-2

Apr. 12	Washington	3	at	NY Islanders	2
Apr. 13	Washington	4	at	NY Islanders	5 OT
Apr. 15	NY Islanders	3	at	Washington	1
Apr. 16	NY Islanders	5	at	Washington	2
Apr. 18	Washington	3	at	NY Islanders	5

NY Islanders won best-of-seven series 4-1

Apr. 12	St. Louis	1	at	Minnesota	2
Apr. 13	St. Louis	4	at	Minnesota	3 OT
Apr. 15	Minnesota	1	at	St. Louis	3
Apr. 16	Minnesota	3	at	St. Louis	2
Apr. 18	St. Louis	0	at	Minnesota	6
Apr. 20	Minnesota	0	at	St. Louis	4
Apr. 22	St. Louis	3	at	Minnesota	4 OT

Minnesota won best-of-seven series 4-3

Apr. 12	Calgary	2	at	Edmonton	5
Apr. 13	Calgary	6	at	Edmonton	5 OT
Apr. 15	Edmonton	3	at	Calgary	2
Apr. 16	Edmonton	5	at	Calgary	3
Apr. 18	Calgary	5	at	Edmonton	4
Apr. 20	Edmonton	4	at	Calgary	5 OT
Apr. 22	Calgary	4	at	Edmonton	7

Edmonton won best-of-seven series 4-3**CONFERENCE FINALS**

Apr. 24	NY Islanders	0	at	Montreal	3
Apr. 26	NY Islanders	2	at	Montreal	4
Apr. 28	Montreal	2	at	NY Islanders	5
May 1	Montreal	1	at	NY Islanders	3
May 3	NY Islanders	3	at	Montreal	1
May 5	Montreal	1	at	NY Islanders	4

NY Islanders won best-of-seven series 4-2

Apr. 24	Minnesota	1	at	Edmonton	7
Apr. 26	Minnesota	3	at	Edmonton	4

Apr. 28	Edmonton	8	at	Minnesota	5
May 1	Edmonton	3	at	Minnesota	1

Edmonton won best-of-seven series 4-0**FINAL**

May 10	Edmonton	1	at	NY Islanders	0
May 12	Edmonton	1	at	NY Islanders	6
May 15	NY Islanders	2	at	Edmonton	7
May 17	NY Islanders	2	at	Edmonton	7
May 19	NY Islanders	2	at	Edmonton	5

Edmonton won best-of-seven series 4-1

1983-84 – Edmonton Oilers – Wayne Gretzky (Captain), Glenn Anderson, Paul Coffey, Pat Conacher, Lee Fogolin Jr., Grant Fuhr, Randy Gregg, Charlie Huddy, Pat Hughes, Dave Hunter, Don Jackson, Jari Kurri, Willy Lindstrom, Ken Linseman, Kevin Lowe, Dave Lumley, Kevin McClelland, Mark Messier, Andy Moog, Jaroslav Pouzar, Dave Semenko; Peter Pocklington (Owner), Glen Sather (General Manager/Coach), Bruce MacGregor (Assistant General Manager), John Muckler, Ted Green (Assistant Coaches), Barry Fraser (Director of Player Personnel/Chief Scout), Pete Millar (Athletic Therapist), Barrie Stafford (Trainer), Lyle Kulchisky (Assistant Trainer).

1983

The New York Islanders won their fourth straight Stanley Cup title to become only the second NHL franchise in history to amass that many championships in a row. The Montreal Canadiens own the all-time record with five consecutive Cup wins from 1956 to 1960. The Canadiens also won four in a row between 1976 and 1979.

Goaltender Billy Smith won the Conn Smythe Trophy after limiting the Edmonton Oilers to just six goals in four games and shutting out the Campbell Conference champions in seven of 12 periods of play.

In his first appearance in the Final, Wayne Gretzky tallied four assists on the Oilers' six goals.

CONN SMYTHE TROPHY

Billy Smith - Goaltender - New York Islanders

DIVISION SEMI-FINALS

Apr. 5	Quebec	3	at	Boston	4 OT
Apr. 7	Quebec	2	at	Boston	4
Apr. 9	Boston	1	at	Quebec	2
Apr. 10	Boston	2	at	Quebec	1

Boston won best-of-five series 3-1

Apr. 6	Buffalo	1	at	Montreal	0
Apr. 7	Buffalo	3	at	Montreal	0
Apr. 9	Montreal	2	at	Buffalo	4

Buffalo won best-of-five series 3-0

Apr. 5	NY Rangers	5	at	Philadelphia	3
Apr. 7	NY Rangers	4	at	Philadelphia	3
Apr. 9	Philadelphia	3	at	NY Rangers	9

NY Rangers won best-of-five series 3-0

Apr. 6	Washington	2	at	NY Islanders	5
Apr. 7	Washington	4	at	NY Islanders	2
Apr. 9	NY Islanders	6	at	Washington	2
Apr. 10	NY Islanders	6	at	Washington	3

NY Islanders won best-of-five series 3-1

Apr. 6	St. Louis	4	at	Chicago	2
Apr. 7	St. Louis	2	at	Chicago	7
Apr. 9	Chicago	2	at	St. Louis	1
Apr. 10	Chicago	5	at	St. Louis	3

Chicago won best-of-five series 3-1

Apr. 6	Toronto	4	at	Minnesota	5
Apr. 7	Toronto	4	at	Minnesota	5 OT
Apr. 9	Minnesota	3	at	Toronto	6
Apr. 10	Minnesota	5	at	Toronto	4 OT

Minnesota won best-of-five series 3-1

Apr. 6	Winnipeg	3	at	Edmonton	6
Apr. 7	Winnipeg	3	at	Edmonton	4
Apr. 9	Edmonton	4	at	Winnipeg	3

Edmonton won best-of-five series 3-0

Apr. 6	Vancouver	3	at	Calgary	4 OT
Apr. 7	Vancouver	3	at	Calgary	5
Apr. 9	Calgary	4	at	Vancouver	5
Apr. 10	Calgary	4	at	Vancouver	3 OT

Calgary won best-of-five series 3-1

DIVISION FINALS

Apr. 14	Buffalo	7	at	Boston	4
Apr. 15	Buffalo	3	at	Boston	5
Apr. 17	Boston	3	at	Buffalo	4
Apr. 18	Boston	6	at	Buffalo	2
Apr. 20	Buffalo	0	at	Boston	9
Apr. 22	Boston	3	at	Buffalo	5
Apr. 24	Buffalo	2	at	Boston	3 OT

Boston won best-of-seven series 4-3

Apr. 14	NY Rangers	1	at	NY Islanders	4
Apr. 15	NY Rangers	0	at	NY Islanders	5
Apr. 17	NY Islanders	6	at	NY Rangers	7
Apr. 18	NY Islanders	1	at	NY Rangers	3
Apr. 20	NY Rangers	2	at	NY Islanders	7
Apr. 22	NY Islanders	5	at	NY Rangers	2

NY Islanders won best-of-seven series 4-2

Apr. 14	Minnesota	2	at	Chicago	5
Apr. 15	Minnesota	4	at	Chicago	7
Apr. 17	Chicago	1	at	Minnesota	5
Apr. 18	Chicago	4	at	Minnesota	3 OT
Apr. 20	Minnesota	2	at	Chicago	5

Chicago won best-of-seven series 4-1

Apr. 14	Calgary	3	at	Edmonton	6
Apr. 15	Calgary	1	at	Edmonton	5
Apr. 17	Edmonton	10	at	Calgary	2
Apr. 18	Edmonton	5	at	Calgary	6
Apr. 20	Calgary	1	at	Edmonton	9

Edmonton won best-of-seven series 4-1

CONFERENCE FINALS

Apr. 26	NY Islanders	5	at	Boston	2
Apr. 28	NY Islanders	1	at	Boston	4
Apr. 30	Boston	3	at	NY Islanders	7
May 3	Boston	3	at	NY Islanders	8
May 5	NY Islanders	1	at	Boston	5
May 7	Boston	4	at	NY Islanders	8

NY Islanders won best-of-seven series 4-2

Apr. 24	Chicago	4	at	Edmonton	8
Apr. 26	Chicago	2	at	Edmonton	8
May 1	Edmonton	3	at	Chicago	2
May 3	Edmonton	6	at	Chicago	3

Edmonton won best-of-seven series 4-0

FINAL

May 10	NY Islanders	2	at	Edmonton	0
May 12	NY Islanders	6	at	Edmonton	3
May 14	Edmonton	1	at	NY Islanders	5
May 17	Edmonton	2	at	NY Islanders	4

NY Islanders won best-of-seven series 4-0

1982-83 – New York Islanders – Denis Potvin (Captain), Mike Bossy, Bob Bourne, Paul Boutilier, Billy Carroll, Greg Gilbert, Clark Gillies, Butch Goring, Mats Hallin, Tomas Jonsson, Anders Kallur, Gord Lane, Dave Langevin, Mike McEwen, Roland Melanson, Wayne Merrick, Ken Morrow, Bob Nystrom, Stefan Persson, Billy Smith, Brent Sutter, Duane Sutter, John Tonelli, Bryan Trottier; Bill Torrey (President/General Manager), John Pickett Jr. (Chairman), Gerry Ehman (Assistant General Manager/Director of Scouting), Al Arbour (Coach), Lorne Henning (Assistant Coach), Ron Waske (Trainer), Jim Pickard (Assistant Trainer).

1982

The New York Islanders distinguished themselves as the first U.S.-based team in history to win three consecutive Stanley Cup championships with a sweep of the Vancouver Canucks.

The Canucks, meanwhile, became the first

Vancouver team since the 1922 Millionaires of the Western Canada Hockey League to appear in the Stanley Cup Final.

Mike Bossy won the Conn Smythe Trophy after scoring seven goals in the four-game series, tying the modern record for most goals in the Final set by Jean Beliveau in 1956.

Bryan Trottier tallied 23 assists in 19 games to set a new playoff record, while goalie Billy Smith amassed a 15-4-0 mark to equal his own record for playoff wins.

CONN SMYTHE TROPHY

Mike Bossy - Right Wing - New York Islanders

DIVISION SEMI-FINALS

Apr. 7	Quebec	1	at	Montreal	5
Apr. 8	Quebec	3	at	Montreal	2
Apr. 10	Montreal	1	at	Quebec	2
Apr. 11	Montreal	6	at	Quebec	2
Apr. 13	Quebec	3	at	Montreal	2 OT

Quebec won best-of-five series 3-2

Apr. 7	Buffalo	1	at	Boston	3
Apr. 8	Buffalo	3	at	Boston	7
Apr. 10	Boston	2	at	Buffalo	5
Apr. 11	Boston	5	at	Buffalo	2

Boston won best-of-five series 3-1

Apr. 7	Chicago	3	at	Minnesota	2 OT
Apr. 8	Chicago	5	at	Minnesota	3
Apr. 10	Minnesota	7	at	Chicago	1
Apr. 11	Minnesota	2	at	Chicago	5

Chicago won best-of-five series 3-1

Apr. 7	St. Louis	4	at	Winnipeg	3
Apr. 8	St. Louis	2	at	Winnipeg	5
Apr. 10	Winnipeg	3	at	St. Louis	6
Apr. 11	Winnipeg	2	at	St. Louis	8

St. Louis won best-of-five series 3-1

Apr. 7	Pittsburgh	1	at	NY Islanders	8
Apr. 8	Pittsburgh	2	at	NY Islanders	7
Apr. 10	NY Islanders	1	at	Pittsburgh	2 OT
Apr. 11	NY Islanders	2	at	Pittsburgh	5
Apr. 13	Pittsburgh	3	at	NY Islanders	4 OT

NY Islanders won best-of-five series 3-2

Apr. 7	Philadelphia	4	at	NY Rangers	1
Apr. 8	Philadelphia	3	at	NY Rangers	7
Apr. 10	NY Rangers	4	at	Philadelphia	3
Apr. 11	NY Rangers	7	at	Philadelphia	5

NY Rangers won best-of-five series 3-1

Apr. 7	Los Angeles	10	at	Edmonton	8
Apr. 8	Los Angeles	2	at	Edmonton	3 OT
Apr. 10	Edmonton	5	at	Los Angeles	6 OT
Apr. 12	Edmonton	3	at	Los Angeles	2
Apr. 13	Los Angeles	7	at	Edmonton	4

Los Angeles won best-of-five series 3-2

Apr. 7	Calgary	3	at	Vancouver	5
Apr. 8	Calgary	1	at	Vancouver	2 OT
Apr. 10	Vancouver	3	at	Calgary	1

Vancouver won best-of-five series 3-0

DIVISION FINALS

Apr. 15	Quebec	3	at	Boston	4
Apr. 16	Quebec	4	at	Boston	8
Apr. 18	Boston	2	at	Quebec	3 OT
Apr. 19	Boston	2	at	Quebec	7
Apr. 21	Quebec	4	at	Boston	3
Apr. 23	Boston	6	at	Quebec	5 OT
Apr. 25	Quebec	2	at	Boston	1

Quebec won best-of-seven series 4-3

Apr. 15	Chicago	5	at	St. Louis	4
Apr. 16	Chicago	1	at	St. Louis	3
Apr. 18	St. Louis	5	at	Chicago	6
Apr. 19	St. Louis	4	at	Chicago	7
Apr. 21	Chicago	2	at	St. Louis	3 OT
Apr. 23	St. Louis	0	at	Chicago	2

Chicago won best-of-seven series 4-2

Apr. 15	NY Rangers	5	at	NY Islanders	4
Apr. 16	NY Rangers	2	at	NY Islanders	7
Apr. 18	NY Islanders	4	at	NY Rangers	3 OT

Apr. 19	NY Islanders	5	at	NY Rangers	3
Apr. 21	NY Rangers	4	at	NY Islanders	2
Apr. 23	NY Islanders	5	at	NY Rangers	3

NY Islanders won best-of-seven series 4-2

Apr. 15	Los Angeles	2	at	Vancouver	3
Apr. 16	Los Angeles	3	at	Vancouver	2 OT
Apr. 18	Vancouver	4	at	Los Angeles	3 OT
Apr. 19	Vancouver	5	at	Los Angeles	4
Apr. 21	Los Angeles	2	at	Vancouver	5

Vancouver won best-of-seven series 4-1

CONFERENCE FINALS

Apr. 27	Quebec	1	at	NY Islanders	4
Apr. 29	Quebec	2	at	NY Islanders	5
May 1	NY Islanders	5	at	Quebec	4 OT
May 4	NY Islanders	4	at	Quebec	2

NY Islanders won best-of-seven series 4-0

Apr. 27	Vancouver	2	at	Chicago	1 2OT
Apr. 29	Vancouver	1	at	Chicago	4
May 1	Chicago	3	at	Vancouver	4
May 4	Chicago	3	at	Vancouver	5
May 6	Vancouver	6	at	Chicago	2

Vancouver won best-of-seven series 4-1

FINAL

May 8	Vancouver	5	at	NY Islanders	6 OT
May 11	Vancouver	4	at	NY Islanders	6
May 13	NY Islanders	3	at	Vancouver	0
May 16	NY Islanders	3	at	Vancouver	1

NY Islanders won best-of-seven series 4-0

1981-82 – New York Islanders – Denis Potvin (Captain), Mike Bossy, Bob Bourne, Billy Carroll, Greg Gilbert, Clark Gillies, Butch Goring, Tomas Jonsson, Anders Kallur, Gord Lane, Dave Langevin, Hector Marini, Mike McEwen, Roland Melanson, Wayne Merrick, Ken Morrow, Bob Nystrom, Stefan Persson, Billy Smith, Brent Sutter, Duane Sutter, John Tonelli, Bryan Trottier; Bill Torrey (President/General Manager), John Pickett Jr. (Chairman), Jim Devellano (Assistant General Manager/Director of Scouting), Al Arbour (Coach), Lorne Henning (Assistant Coach), Gerry Ehman (Head Scout), Ron Waske (Trainer), Jim Pickard (Assistant Trainer).

1981

The New York Islanders captured a second consecutive Stanley Cup championship, needing five games to defeat the Minnesota North Stars. For Minnesota, it marked the club's first trip to the Final since joining the NHL in 1967-68.

With 17 goals and 18 assists, New York's Mike Bossy established new records for points (35) and power-play goals (nine) in one playoff year.

Dino Ciccarelli of Minnesota broke Don Maloney's rookie scoring record with 21 playoff points and Steve Christoff's rookie mark for playoff goals with 14.

CONN SMYTHE TROPHY

Butch Goring - Center - New York Islanders

PRELIMINARY ROUND

Apr. 8	Toronto	2	at	NY Islanders	9
Apr. 9	Toronto	1	at	NY Islanders	5
Apr. 11	NY Islanders	6	at	Toronto	1

NY Islanders won best-of-five series 3-0

Apr. 8	Pittsburgh	2	at	St. Louis	4
Apr. 9	Pittsburgh	6	at	St. Louis	4
Apr. 11	St. Louis	5	at	Pittsburgh	4
Apr. 12	St. Louis	3	at	Pittsburgh	6
Apr. 14	Pittsburgh	3	at	St. Louis	4 2OT

St. Louis won best-of-five series 3-2

Apr. 8	Edmonton	6	at	Montreal	3
Apr. 9	Edmonton	3	at	Montreal	1
Apr. 11	Montreal	2	at	Edmonton	6

Edmonton won best-of-five series 3-0

Apr. 8	NY Rangers	3	at	Los Angeles	1
Apr. 9	NY Rangers	4	at	Los Angeles	5
Apr. 11	Los Angeles	3	at	NY Rangers	10
Apr. 12	Los Angeles	3	at	NY Rangers	6

NY Rangers won best-of-five series 3-1

Apr. 8	Vancouver	2	at	Buffalo	3 OT
Apr. 9	Vancouver	2	at	Buffalo	5
Apr. 11	Buffalo	5	at	Vancouver	3

Buffalo won best-of-five series 3-0

Apr. 8	Quebec	4	at	Philadelphia	6
Apr. 9	Quebec	5	at	Philadelphia	8
Apr. 11	Philadelphia	0	at	Quebec	2
Apr. 12	Philadelphia	3	at	Quebec	4 OT
Apr. 14	Quebec	2	at	Philadelphia	5

Philadelphia won best-of-five series 3-2

Apr. 8	Chicago	3	at	Calgary	4
Apr. 9	Chicago	2	at	Calgary	6
Apr. 11	Calgary	5	at	Chicago	4 2OT

Calgary won best-of-five series 3-0

Apr. 8	Minnesota	5	at	Boston	4 OT
Apr. 9	Minnesota	9	at	Boston	6
Apr. 11	Boston	3	at	Minnesota	6

Minnesota won best-of-five series 3-0**QUARTER-FINALS**

Apr. 16	Edmonton	2	at	NY Islanders	8
Apr. 17	Edmonton	3	at	NY Islanders	6
Apr. 19	NY Islanders	2	at	Edmonton	5
Apr. 20	NY Islanders	5	at	Edmonton	4 OT
Apr. 22	Edmonton	4	at	NY Islanders	3
Apr. 24	NY Islanders	5	at	Edmonton	2

NY Islanders won best-of-seven series 4-2

Apr. 16	NY Rangers	3	at	St. Louis	6
Apr. 17	NY Rangers	6	at	St. Louis	4
Apr. 19	St. Louis	3	at	NY Rangers	6
Apr. 20	St. Louis	1	at	NY Rangers	4
Apr. 22	NY Rangers	3	at	St. Louis	4
Apr. 24	St. Louis	4	at	NY Rangers	7

NY Rangers won best-of-seven series 4-2

Apr. 16	Minnesota	4	at	Buffalo	3 OT
Apr. 17	Minnesota	5	at	Buffalo	2
Apr. 19	Buffalo	4	at	Minnesota	6
Apr. 20	Buffalo	5	at	Minnesota	4 OT
Apr. 22	Minnesota	4	at	Buffalo	3

Minnesota won best-of-seven series 4-1

Apr. 16	Calgary	0	at	Philadelphia	4
Apr. 17	Calgary	5	at	Philadelphia	4
Apr. 19	Philadelphia	1	at	Calgary	2
Apr. 20	Philadelphia	4	at	Calgary	5
Apr. 22	Calgary	4	at	Philadelphia	9
Apr. 24	Philadelphia	3	at	Calgary	2
Apr. 26	Calgary	4	at	Philadelphia	1

Calgary won best-of-seven series 4-3**SEMI-FINALS**

Apr. 28	NY Rangers	2	at	NY Islanders	5
Apr. 30	NY Rangers	3	at	NY Islanders	7
May 2	NY Islanders	5	at	NY Rangers	1
May 5	NY Islanders	5	at	NY Rangers	2

NY Islanders won best-of-seven series 4-0

Apr. 28	Minnesota	4	at	Calgary	1
Apr. 30	Minnesota	2	at	Calgary	3
May 3	Calgary	4	at	Minnesota	6
May 5	Calgary	4	at	Minnesota	7
May 7	Minnesota	1	at	Calgary	3
May 9	Calgary	3	at	Minnesota	5

Minnesota won best-of-seven series 4-2**FINAL**

May 12	Minnesota	3	at	NY Islanders	6
May 14	Minnesota	3	at	NY Islanders	6
May 17	NY Islanders	7	at	Minnesota	5
May 19	NY Islanders	2	at	Minnesota	4
May 21	Minnesota	1	at	NY Islanders	5

NY Islanders won best-of-seven series 4-1

1980-81 – New York Islanders – Denis Potvin (Captain), Mike Bossy, Bob Bourne, Billy Carroll, Clark Gillies, Butch Goring, Garry Howatt, Anders Kallur, Gord Lane, Dave Langevin, Bob Lorimer, Hector Marini, Mike McEwen, Roland Melanson, Wayne Merrick, Ken Morrow, Bob Nystrom, Stefan Persson, Jean Potvin, Billy Smith, Duane Sutter, John Tonelli,

Bryan Trottier; Bill Torrey (President/General Manager), John Pickett Jr. (Chairman), Al Arbour (Coach), Lorne Henning (Player/Assistant Coach), Jim Devellano (Chief Scout), Gerry Ehman, Mario Saraceno, Harry Boyd (Scouts), Ron Waske (Trainer), Jim Pickard (Assistant Trainer).

1980

In their eighth NHL season, the New York Islanders became the second expansion team to win the Stanley Cup. Two players, Billy Smith and Bob Nystrom, had been with the team since its inception in 1972.

In game one, Denis Potvin scored a power-play goal in overtime. The Flyers' Jimmy Watson went off at the 2:08 mark, and Potvin scored 1:59 later to end the game and give the Islanders their first win in the Final. Nystrom also scored an overtime goal, the Cup-winner in game six, to raise his career total to four playoff overtime goals. At that time Maurice "Rocket" Richard, owned the all-time record with six playoff OT goals.

CONN SMYTHE TROPHY

Bryan Trottier - Center - New York Islanders

PRELIMINARY ROUND

Apr. 8	Edmonton	3	at	Philadelphia	4 OT
Apr. 9	Edmonton	1	at	Philadelphia	5
Apr. 11	Philadelphia	3	at	Edmonton	2 2OT

Philadelphia won best-of-five series 3-0

Apr. 8	Vancouver	1	at	Buffalo	2
Apr. 9	Vancouver	0	at	Buffalo	6
Apr. 11	Buffalo	4	at	Vancouver	5
Apr. 12	Buffalo	3	at	Vancouver	1

Buffalo won best-of-five series 3-1

Apr. 8	Hartford	1	at	Montreal	6
Apr. 9	Hartford	4	at	Montreal	8
Apr. 11	Montreal	4	at	Hartford	3 OT

Montreal won best-of-five series 3-0

Apr. 8	Pittsburgh	4	at	Boston	2
Apr. 10	Pittsburgh	1	at	Boston	4
Apr. 12	Boston	1	at	Pittsburgh	4
Apr. 13	Boston	8	at	Pittsburgh	3
Apr. 14	Pittsburgh	2	at	Boston	6

Boston won best-of-five series 3-2

Apr. 8	Los Angeles	1	at	NY Islanders	8
Apr. 9	Los Angeles	6	at	NY Islanders	3
Apr. 11	NY Islanders	4	at	Los Angeles	3 OT
Apr. 12	NY Islanders	6	at	Los Angeles	0

NY Islanders won best-of-five series 3-1

Apr. 8	Toronto	3	at	Minnesota	6
Apr. 9	Toronto	2	at	Minnesota	7
Apr. 11	Minnesota	4	at	Toronto	3 OT

Minnesota won best-of-five series 3-0

Apr. 8	St. Louis	2	at	Chicago	3 OT
Apr. 9	St. Louis	1	at	Chicago	5
Apr. 11	Chicago	4	at	St. Louis	1

Chicago won best-of-five series 3-0

Apr. 8	Atlanta	1	at	NY Rangers	2 OT
Apr. 9	Atlanta	1	at	NY Rangers	5
Apr. 11	NY Rangers	2	at	Atlanta	4
Apr. 12	NY Rangers	5	at	Atlanta	2

NY Rangers won best-of-five series 3-1**QUARTER-FINALS**

Apr. 16	NY Rangers	1	at	Philadelphia	2
Apr. 17	NY Rangers	1	at	Philadelphia	4
Apr. 19	Philadelphia	3	at	NY Rangers	0
Apr. 20	Philadelphia	3	at	NY Rangers	4
Apr. 22	NY Rangers	1	at	Philadelphia	3

Philadelphia won best-of-seven series 4-1

Apr. 16	Chicago	0	at	Buffalo	5
Apr. 17	Chicago	4	at	Buffalo	6
Apr. 19	Buffalo	2	at	Chicago	1
Apr. 20	Buffalo	3	at	Chicago	2

Buffalo won best-of-seven series 4-0

Apr. 16	Minnesota	3	at	Montreal	0
Apr. 17	Minnesota	4	at	Montreal	1
Apr. 19	Montreal	5	at	Minnesota	0
Apr. 20	Montreal	5	at	Minnesota	1
Apr. 22	Minnesota	2	at	Montreal	6
Apr. 24	Montreal	2	at	Minnesota	5
Apr. 27	Minnesota	3	at	Montreal	2

Minnesota won best-of-seven series 4-3

Apr. 16	NY Islanders	2	at	Boston	1 OT
Apr. 17	NY Islanders	5	at	Boston	4 OT
Apr. 19	Boston	3	at	NY Islanders	5
Apr. 21	Boston	4	at	NY Islanders	3 OT
Apr. 22	NY Islanders	4	at	Boston	2

NY Islanders won best-of-seven series 4-1**SEMI-FINALS**

Apr. 29	Minnesota	6	at	Philadelphia	5
May 1	Minnesota	0	at	Philadelphia	7
May 4	Philadelphia	5	at	Minnesota	3
May 6	Philadelphia	3	at	Minnesota	2
May 8	Minnesota	3	at	Philadelphia	7

Philadelphia won best-of-seven series 4-1

Apr. 29	NY Islanders	4	at	Buffalo	1
May 1	NY Islanders	2	at	Buffalo	1 2OT
May 3	Buffalo	4	at	NY Islanders	7
May 6	Buffalo	7	at	NY Islanders	4
May 8	NY Islanders	0	at	Buffalo	2
May 10	Buffalo	2	at	NY Islanders	5

NY Islanders won best-of-seven series 4-2**FINAL**

May 13	NY Islanders	4	at	Philadelphia	3 OT
May 15	NY Islanders	3	at	Philadelphia	8
May 17	Philadelphia	2	at	NY Islanders	6
May 19	Philadelphia	2	at	NY Islanders	5
May 22	NY Islanders	3	at	Philadelphia	6
May 24	Philadelphia	4	at	NY Islanders	5 OT

NY Islanders won best-of-seven series 4-2

1979-80 – New York Islanders – Denis Potvin (Captain), Mike Bossy, Bob Bourne, Clark Gillies, Butch Goring, Lorne Henning, Garry Howatt, Anders Kallur, Gord Lane, Dave Langevin, Bob Lorimer, Alex McKendry, Wayne Merrick, Ken Morrow, Bob Nystrom, Stefan Persson, Jean Potvin, Glenn Resch, Billy Smith, Duane Sutter, Steve Tambellini, John Tonelli, Bryan Trottier; Bill Torrey (President/General Manager), John Pickett Jr. (Chairman), Al Arbour (Coach), Billy MacMillan (Assistant Coach), Jim Devellano (Chief Scout), Gerry Ehman, Mario Saraceno, Harry Boyd (Scouts), Ron Waske (Trainer), Jim Pickard (Assistant Trainer).

1979

The Montreal Canadiens captured their fourth straight Stanley Cup championship to record the second longest streak of championships in NHL history. Only the Canadiens' five-year stronghold on the Cup from 1956 to 1960 lasted longer.

Montreal's game five series-winning effort also marked the first time since 1968 that the Canadiens won the Cup on home ice. At the conclusion of the series, Jacques Lemaire, Yvan Cournoyer and Ken Dryden retired from the NHL. The trio left the game with a combined total of 24 Cup victories among them. Scotty Bowman, who had amassed his fifth Cup title in seven seasons behind the Canadiens bench, also made his farewell appearance with the team as he joined the Buffalo Sabres the following season.

CONN SMYTHE TROPHY

Bob Gainey - Left Wing - Montreal Canadiens

PRELIMINARY ROUND

Apr. 10	Vancouver	3	at	Philadelphia	2
Apr. 12	Philadelphia	6	at	Vancouver	4
Apr. 14	Vancouver	2	at	Philadelphia	7

Philadelphia won best-of-three series 2-1

Apr. 10	Los Angeles	1	at	NY Rangers	7
Apr. 12	NY Rangers	2	at	Los Angeles	1 OT

NY Rangers won best-of-three series 2-0

Apr. 10	Toronto	2	at	Atlanta	1
Apr. 12	Atlanta	4	at	Toronto	7

Toronto won best-of-three series 2-0

Apr. 10	Pittsburgh	4	at	Buffalo	3
Apr. 12	Buffalo	3	at	Pittsburgh	1
Apr. 14	Pittsburgh	4	at	Buffalo	3 OT

Pittsburgh won best-of-three series 2-1**QUARTER-FINALS**

Apr. 16	Chicago	2	at	NY Islanders	6
Apr. 18	Chicago	0	at	NY Islanders	1 OT
Apr. 20	NY Islanders	4	at	Chicago	0
Apr. 22	NY Islanders	3	at	Chicago	1

NY Islanders won best-of-seven series 4-0

Apr. 16	Toronto	2	at	Montreal	5
Apr. 18	Toronto	1	at	Montreal	5
Apr. 21	Montreal	4	at	Toronto	3 2OT
Apr. 22	Montreal	5	at	Toronto	4 OT

Montreal won best-of-seven series 4-0

Apr. 16	Pittsburgh	2	at	Boston	6
Apr. 18	Pittsburgh	3	at	Boston	4
Apr. 21	Boston	2	at	Pittsburgh	1
Apr. 22	Boston	4	at	Pittsburgh	1

Boston won best-of-seven series 4-0

Apr. 16	NY Rangers	2	at	Philadelphia	3 OT
Apr. 18	NY Rangers	7	at	Philadelphia	1
Apr. 20	Philadelphia	1	at	NY Rangers	5
Apr. 22	Philadelphia	0	at	NY Rangers	6
Apr. 24	NY Rangers	8	at	Philadelphia	3

NY Rangers won best-of-seven series 4-1**SEMI-FINALS**

Apr. 26	NY Rangers	4	at	NY Islanders	1
Apr. 28	NY Rangers	3	at	NY Islanders	4 OT
May 1	NY Islanders	1	at	NY Rangers	3
May 3	NY Islanders	3	at	NY Rangers	2 OT
May 5	NY Rangers	4	at	NY Islanders	3
May 8	NY Islanders	1	at	NY Rangers	2

NY Rangers won best-of-seven series 2-2

Apr. 26	Boston	2	at	Montreal	4
Apr. 28	Boston	2	at	Montreal	5
May 1	Montreal	1	at	Boston	2
May 3	Montreal	3	at	Boston	4 OT
May 5	Boston	1	at	Montreal	5
May 8	Montreal	2	at	Boston	5
May 10	Boston	4	at	Montreal	5 OT

Montreal won best-of-seven series 4-3**FINAL**

May 13	NY Rangers	4	at	Montreal	1
May 15	NY Rangers	2	at	Montreal	6
May 17	Montreal	4	at	NY Rangers	1
May 19	Montreal	4	at	NY Rangers	3 OT
May 21	NY Rangers	1	at	Montreal	4

Montreal won best-of-seven series 4-1

1978-79 – Montreal Canadiens – Yvan Cournoyer (Captain), Guy Lafleur, Ken Dryden, Rick Chartraw, Brian Engblom, Bob Gainey, Mario Tremblay, Guy Lapointe, Doug Risebrough, Réjean Houle, Pat Hughes, Michel Larocque, Doug Jarvis, Yvon Lambert, Pierre Larouche, Gilles Lupien, Rod Langway, Jacques Lemaire, Pierre Mondou, Larry Robinson, Mark Napier, Serge Savard, Steve Shutt, Cam Connor, Richard Sévigny, Jacques Courtois (President), Sam Pollock (Director), Irving Grundman (Vice President/Managing Director), Jean Beliveau (Vice President - Corporate Affairs), Scotty Bowman (Coach), Claude Ruel (Director of Player

Development), Al MacNeil (Director of Player Personnel), Morgan McCammon (Director), Ron Caron (Director of Recruitment), Eddy Palchak (Trainer), Pierre Meilleur (Assistant Trainer).

1978

The Montreal Canadiens lost just ten regular-season games in 1977-78 and were favored in the postseason. The Habs needed nine games to reach the Final, where they again met Boston in a rematch of the 1977 series. The Bruins also needed just nine games to advance, winning three overtime games en route to a berth in the Stanley Cup Final.

Conn Smythe Trophy winner Larry Robinson led all playoff performers with 17 assists and tied teammate Guy Lafleur (10 goals, 11 assists) for the overall playoff scoring lead with 21 points. Robinson was one of three Canadiens, including Doug Jarvis and Steve Shutt, to appear in all 95 games during the course of the season.

CONN SMYTHE TROPHY

Larry Robinson - Defense - Montreal Canadiens

PRELIMINARY ROUND

Apr. 11	Colorado	2	at	Philadelphia	3 OT
Apr. 13	Philadelphia	3	at	Colorado	1

Philadelphia won best-of-three series 2-0

Apr. 11	NY Rangers	1	at	Buffalo	4
Apr. 13	Buffalo	3	at	NY Rangers	4 OT
Apr. 15	NY Rangers	1	at	Buffalo	4

Buffalo won best-of-three series 2-1

Apr. 11	Los Angeles	3	at	Toronto	7
Apr. 13	Toronto	4	at	Los Angeles	0

Toronto won best-of-three series 2-0

Apr. 11	Detroit	5	at	Atlanta	3
Apr. 13	Atlanta	2	at	Detroit	3

Detroit won best-of-three series 2-0**QUARTER-FINALS**

Apr. 17	Detroit	2	at	Montreal	6
Apr. 19	Detroit	4	at	Montreal	2
Apr. 21	Montreal	4	at	Detroit	2
Apr. 23	Montreal	8	at	Detroit	0
Apr. 25	Detroit	2	at	Montreal	4

Montreal won best-of-seven series 4-1

Apr. 17	Chicago	1	at	Boston	6
Apr. 19	Chicago	3	at	Boston	4 OT
Apr. 21	Boston	4	at	Chicago	3 OT
Apr. 23	Boston	5	at	Chicago	2

Boston won best-of-seven series 4-0

Apr. 17	Toronto	1	at	NY Islanders	4
Apr. 19	Toronto	2	at	NY Islanders	3 OT
Apr. 21	NY Islanders	0	at	Toronto	2
Apr. 23	NY Islanders	1	at	Toronto	3
Apr. 25	Toronto	1	at	NY Islanders	2 OT
Apr. 27	NY Islanders	2	at	Toronto	5
Apr. 29	Toronto	2	at	NY Islanders	1 OT

Toronto won best-of-seven series 4-3

Apr. 17	Buffalo	1	at	Philadelphia	4
Apr. 19	Buffalo	2	at	Philadelphia	3
Apr. 22	Philadelphia	1	at	Buffalo	4
Apr. 23	Philadelphia	4	at	Buffalo	2
Apr. 25	Buffalo	2	at	Philadelphia	4

Philadelphia won best-of-seven series 4-1**SEMI-FINALS**

May 2	Toronto	3	at	Montreal	5
May 4	Toronto	2	at	Montreal	3
May 6	Montreal	6	at	Toronto	1
May 9	Montreal	2	at	Toronto	0

Montreal won best-of-seven series 4-0

May 2	Philadelphia	2	at	Boston	3 OT
May 4	Philadelphia	5	at	Boston	7
May 7	Boston	1	at	Philadelphia	3
May 9	Boston	4	at	Philadelphia	2
May 11	Philadelphia	3	at	Boston	6

Boston won best-of-seven series 4-1FINAL

May 13	Boston	1	at	Montreal	4
May 16	Boston	2	at	Montreal	3 OT
May 18	Montreal	0	at	Boston	4
May 21	Montreal	3	at	Boston	4 OT
May 23	Boston	1	at	Montreal	4
May 25	Montreal	4	at	Boston	1

Montreal won best-of-seven series 4-2

1977-78 – Montreal Canadiens – Yvan Cournoyer (Captain), Guy Lafleur, Ken Dryden, Michel Larocque, Rick Chartraw, Réjean Houle, Pierre Larouche, Brian Engblom, Yvon Lambert, Jacques Lemaire, Bob Gainey, Guy Lapointe, Doug Jarvis, Gilles Lupien, Pierre Mondou, Larry Robinson, Bill Nyrop, Murray Wilson, Serge Savard, Steve Shutt, Mario Tremblay, Pierre Bouchard, Doug Risebrough; Jacques Courtois (President), Sam Pollock (Vice President/General Manager), Jean Beliveau (Vice President/Director of Corporate Relations), Scotty Bowman (Coach), Peter Bronfman, Edward Bronfman (Directors), Al MacNeil (Director of Player Development), Eddy Palchak (Trainer), Pierre Meilleur (Assistant Trainer), Claude Ruel (Director of Player Development), Floyd Curry, Ron Caron (Assistant General Managers).

1977

Winning their second consecutive Stanley Cup championship, the Canadiens extended their undefeated streak against Boston in the Final to six straight series.

Jacques Lemaire, who scored three of Montreal's game-winning goals including the Cup-winner in overtime, joined Maurice Richard (3) and Don Raleigh (2) as the only players to record more than one overtime goal in Stanley Cup Final play. Lemaire first scored in overtime against the St. Louis Blues in the 1968 Final, and duplicated the feat in the finale of this series. In game two, Ken Dryden posted his fourth shutout of the 1977 playoffs to tie the single-season record shared by five goaltenders.

Guy Lafleur won the Conn Smythe Trophy and also had nine goals and 17 assists for 26 points in 14 playoff games.

CONN SMYTHE TROPHY

Guy Lafleur - Right Wing - Montreal Canadiens

PRELIMINARY ROUND

Apr. 5	Chicago	2	at	NY Islanders	5
Apr. 7	Chicago	1	at	NY Islanders	2

NY Islanders won best-of-three series 2-0

Apr. 5	Minnesota	2	at	Buffalo	4
Apr. 7	Buffalo	7	at	Minnesota	1

Buffalo won best-of-three series 2-0

Apr. 5	Atlanta	2	at	Los Angeles	5
Apr. 7	Los Angeles	2	at	Atlanta	3
Apr. 9	Atlanta	2	at	Los Angeles	4

Los Angeles won best-of-three series 2-1

Apr. 5	Toronto	4	at	Pittsburgh	2
Apr. 7	Pittsburgh	6	at	Toronto	4
Apr. 9	Toronto	5	at	Pittsburgh	2

Toronto won best-of-three series 2-1**QUARTER-FINALS**

Apr. 11	St. Louis	2	at	Montreal	7
Apr. 13	St. Louis	0	at	Montreal	3
Apr. 16	Montreal	5	at	St. Louis	1
Apr. 17	Montreal	4	at	St. Louis	1

Montreal won best-of-seven series 4-0

Apr. 11	Toronto	3	at	Philadelphia	2
Apr. 13	Toronto	4	at	Philadelphia	1
Apr. 15	Philadelphia	4	at	Toronto	3 OT
Apr. 17	Philadelphia	6	at	Toronto	5 OT
Apr. 19	Toronto	0	at	Philadelphia	2
Apr. 21	Philadelphia	4	at	Toronto	3

Philadelphia won best-of-seven series 4-2

Apr. 11	Los Angeles	3	at	Boston	8
Apr. 13	Los Angeles	2	at	Boston	6
Apr. 15	Boston	7	at	Los Angeles	6
Apr. 17	Boston	4	at	Los Angeles	7
Apr. 19	Los Angeles	3	at	Boston	1
Apr. 21	Boston	4	at	Los Angeles	3

Boston won best-of-seven series 4-2

Apr. 11	Buffalo	2	at	NY Islanders	4
Apr. 13	Buffalo	2	at	NY Islanders	4
Apr. 15	NY Islanders	4	at	Buffalo	3
Apr. 17	NY Islanders	4	at	Buffalo	3

NY Islanders won best-of-seven series 4-0**SEMI-FINALS**

Apr. 23	NY Islanders	3	at	Montreal	4
Apr. 26	NY Islanders	0	at	Montreal	3
Apr. 28	Montreal	3	at	NY Islanders	5
Apr. 30	Montreal	4	at	NY Islanders	0
May 3	NY Islanders	4	at	Montreal	3 OT
May 5	Montreal	2	at	NY Islanders	1

Montreal won best-of-seven series 4-2

Apr. 24	Boston	4	at	Philadelphia	3 OT
Apr. 26	Boston	5	at	Philadelphia	4 2OT
Apr. 28	Philadelphia	1	at	Boston	2
May 1	Philadelphia	0	at	Boston	3

Boston won best-of-seven series 4-0**FINAL**

May 7	Boston	3	at	Montreal	7
May 10	Boston	0	at	Montreal	3
May 12	Montreal	4	at	Boston	2
May 14	Montreal	2	at	Boston	1 OT

Montreal won best-of-seven series 4-0

1976-77 – Montreal Canadiens – Yvan Cournoyer (Captain), Larry Robinson, Guy Lafleur, Pierre Bouchard, Rejean Houle, Yvon Lambert, Bob Gainey, Jacques Lemaire, Guy Lapointe, Ken Dryden, Rick Chartraw, Bill Nyrop, Michel Larocque, Pierre Mondou, Serge Savard, Steve Shutt, Mario Tremblay, Murray Wilson, Doug Jarvis, Mike Polich, Jimmy Roberts, Pete Mahovich, Doug Risebrough, Brian Engblom, Jacques Courtois (President), Sam Pollock (Vice President/General Manager), Jean Beliveau (Vice President/Director of Corporate Relations), Scotty Bowman (Coach), Peter Bronfman, Edward Bronfman (Directors), Claude Ruel (Director of Player Development), Floyd Curry, Ron Caron (Assistant General Managers), Pierre Meilleur (Assistant Trainer), Eddy Palchak (Trainer).

1976

The Montreal Canadiens returned to the Stanley Cup Final after a two-year absence. Guy Lafleur scored his first two goals in the Final and both proved to be game winners as the Canadiens swept Philadelphia to end the Flyers' two-year reign as champions.

Philadelphia's Reggie Leach scored four times in the series to finish the postseason with the all-time record of 19 playoff goals. Leach became the third player on a Stanley Cup Final loser to win the Conn Smythe Trophy.

CONN SMYTHE TROPHY

Reggie Leach - Right Wing - Philadelphia Flyers

PRELIMINARY ROUND

Apr. 6	Buffalo	2	at	St. Louis	5
Apr. 8	St. Louis	2	at	Buffalo	3 OT
Apr. 9	St. Louis	1	at	Buffalo	2 OT

Buffalo won best-of-three series 2-1

Apr. 6	Vancouver	3	at	NY Islanders	5
Apr. 8	NY Islanders	3	at	Vancouver	1

NY Islanders won best-of-three series 2-0

Apr. 6	Atlanta	1	at	Los Angeles	2
Apr. 8	Los Angeles	1	at	Atlanta	0

Los Angeles won best-of-three series 2-0

Apr. 6	Pittsburgh	1	at	Toronto	4
Apr. 8	Toronto	0	at	Pittsburgh	2
Apr. 9	Pittsburgh	0	at	Toronto	4

Toronto won best-of-three series 2-1**QUARTER-FINALS**

Apr. 11	Chicago	0	at	Montreal	4
Apr. 13	Chicago	1	at	Montreal	3
Apr. 15	Montreal	2	at	Chicago	1
Apr. 18	Montreal	4	at	Chicago	1

Montreal won best-of-seven series 4-0

Apr. 12	Toronto	1	at	Philadelphia	4
Apr. 13	Toronto	1	at	Philadelphia	3
Apr. 15	Philadelphia	4	at	Toronto	5
Apr. 17	Philadelphia	3	at	Toronto	4
Apr. 20	Toronto	1	at	Philadelphia	7
Apr. 22	Philadelphia	5	at	Toronto	8
Apr. 25	Toronto	3	at	Philadelphia	7

Philadelphia won best-of-seven series 4-3

Apr. 11	Los Angeles	0	at	Boston	4
Apr. 13	Los Angeles	3	at	Boston	2 OT
Apr. 15	Boston	4	at	Los Angeles	6
Apr. 17	Boston	3	at	Los Angeles	0
Apr. 20	Los Angeles	1	at	Boston	7
Apr. 22	Boston	3	at	Los Angeles	4 OT
Apr. 25	Los Angeles	0	at	Boston	3

Boston won best-of-seven series 4-3

Apr. 11	NY Islanders	3	at	Buffalo	5
Apr. 13	NY Islanders	2	at	Buffalo	3 OT
Apr. 15	Buffalo	3	at	NY Islanders	5
Apr. 17	Buffalo	2	at	NY Islanders	4
Apr. 20	NY Islanders	4	at	Buffalo	3
Apr. 22	Buffalo	2	at	NY Islanders	3

NY Islanders won best-of-seven series 4-2**SEMI-FINALS**

Apr. 27	NY Islanders	2	at	Montreal	3
Apr. 29	NY Islanders	3	at	Montreal	4
May 1	Montreal	3	at	NY Islanders	2
May 4	Montreal	2	at	NY Islanders	5
May 6	NY Islanders	2	at	Montreal	5

Montreal won best-of-seven series 4-1

Apr. 27	Boston	4	at	Philadelphia	2
Apr. 29	Boston	1	at	Philadelphia	2 OT
May 2	Philadelphia	5	at	Boston	2
May 4	Philadelphia	4	at	Boston	2
May 6	Boston	3	at	Philadelphia	6

Philadelphia won best-of-seven series 4-1**FINAL**

May 9	Philadelphia	3	at	Montreal	4
May 11	Philadelphia	1	at	Montreal	2
May 13	Montreal	3	at	Philadelphia	2
May 16	Montreal	5	at	Philadelphia	3

Montreal won best-of-seven series 4-0

1975-76 – Montreal Canadiens – Yvan Cournoyer (Captain), Bob Gainey, Larry Robinson, Pierre Bouchard, Rick Chartraw, Ken Dryden, Pete Mahovich, Guy Lafleur, Yvon Lambert, Michel Larocque, Serge Savard, Doug Jarvis, Jacques Lemaire, Guy Lapointe, Jimmy Roberts, Doug Risebrough, Steve Shutt, Murray Wilson, Mario Tremblay, Bill Nyrop, Jacques Courtois (President), Jean Beliveau (Vice President), Peter Bronfman (Chairman), Edward Bronfman (Director), Sam Pollock (Vice President/General Manager), Scotty Bowman (Coach), Eddy Palchak (Trainer), Pierre Meilleur (Assistant Trainer), Claude Ruel (Director of Player Development).

1975

Two modern-era expansion teams met in the Stanley Cup Final for the first time in 1975, as the Philadelphia Flyers defeated the Buffalo Sabres in six games. The Sabres had reached the championship series in just their fifth year in the NHL.

Bernie Parent's netminding highlighted the

series as he allowed only 12 goals in six games and clinched the Cup with a shutout for the second straight year. Parent became the first player to win the Conn Smythe Trophy in consecutive years and joined Boston's Bobby Orr as the only players to have won the award twice.

CONN SMYTHE TROPHY

Bernie Parent - Goaltender - Philadelphia Flyers

PRELIMINARY ROUND

Apr. 8	Toronto	2	at	Los Angeles	3 OT
Apr. 10	Los Angeles	2	at	Toronto	3 OT
Apr. 11	Toronto	2	at	Los Angeles	1

Toronto won best-of-three series 2-1

Apr. 8	Chicago	2	at	Boston	8
Apr. 10	Boston	3	at	Chicago	4 OT
Apr. 11	Chicago	6	at	Boston	4

Chicago won best-of-three series 2-1

Apr. 8	St. Louis	3	at	Pittsburgh	4
Apr. 10	Pittsburgh	5	at	St. Louis	3

Pittsburgh won best-of-three series 2-0

Apr. 8	NY Islanders	3	at	NY Rangers	2
Apr. 10	NY Rangers	8	at	NY Islanders	3
Apr. 11	NY Islanders	4	at	NY Rangers	3 OT

NY Islanders won best-of-three series 2-1**QUARTER-FINALS**

Apr. 13	Toronto	3	at	Philadelphia	6
Apr. 15	Toronto	0	at	Philadelphia	3
Apr. 17	Philadelphia	2	at	Toronto	0
Apr. 19	Philadelphia	4	at	Toronto	3 OT

Philadelphia won best-of-seven series 4-0

Apr. 13	Chicago	1	at	Buffalo	4
Apr. 15	Chicago	1	at	Buffalo	3
Apr. 17	Buffalo	4	at	Chicago	5 OT
Apr. 20	Buffalo	6	at	Chicago	2
Apr. 22	Chicago	1	at	Buffalo	3

Buffalo won best-of-seven series 4-1

Apr. 13	Vancouver	2	at	Montreal	6
Apr. 15	Vancouver	2	at	Montreal	1
Apr. 17	Montreal	4	at	Vancouver	1
Apr. 19	Montreal	4	at	Vancouver	0
Apr. 22	Vancouver	4	at	Montreal	5 OT

Montreal won best-of-seven series 4-1

Apr. 13	NY Islanders	4	at	Pittsburgh	5
Apr. 15	NY Islanders	1	at	Pittsburgh	3
Apr. 17	Pittsburgh	6	at	NY Islanders	4
Apr. 20	Pittsburgh	1	at	NY Islanders	3
Apr. 22	NY Islanders	4	at	Pittsburgh	2
Apr. 24	Pittsburgh	1	at	NY Islanders	4
Apr. 26	NY Islanders	1	at	Pittsburgh	0

NY Islanders won best-of-seven series 4-3**SEMI-FINALS**

Apr. 29	NY Islanders	0	at	Philadelphia	4
May 1	NY Islanders	4	at	Philadelphia	5 OT
May 4	Philadelphia	1	at	NY Islanders	0
May 7	Philadelphia	3	at	NY Islanders	4 OT
May 8	NY Islanders	5	at	Philadelphia	1
May 11	Philadelphia	1	at	NY Islanders	2
May 13	NY Islanders	1	at	Philadelphia	4

Philadelphia won best-of-seven series 4-3

Apr. 27	Montreal	5	at	Buffalo	6 OT
Apr. 29	Montreal	2	at	Buffalo	4
May 1	Buffalo	0	at	Montreal	7
May 3	Buffalo	2	at	Montreal	8
May 6	Montreal	4	at	Buffalo	5 OT
May 8	Buffalo	4	at	Montreal	3

Buffalo won best-of-seven series 4-2**FINAL**

May 15	Buffalo	1	at	Philadelphia	4
May 18	Buffalo	1	at	Philadelphia	2
May 20	Philadelphia	4	at	Buffalo	5 OT
May 22	Philadelphia	2	at	Buffalo	4
May 25	Buffalo	1	at	Philadelphia	5
May 27	Philadelphia	2	at	Buffalo	0

Philadelphia won best-of-seven series 4-2

1974-75 – Philadelphia Flyers – Bobby Clarke (Captain), Bernie Parent, Bobby Taylor, Wayne Stephenson, Ed Van Impe, Don Saleski, Tom Bladon, Larry Goodenough, Bill Barber, Gary Dornhoefer, Dave Schultz, Joe Watson, Ross Lonsberry, André Dupont, Terry Crisp, Orest Kindrachuk, Bill Clement, Bob Kelly, Rick MacLeish, Jimmy Watson, Reggie Leach, Ted Harris; Ed Snider (Chairman), Joe Scott (President), Eugene Dixon Jr. (Vice Chairman), Fred Shero (Coach), Keith Allen (Vice President/General Manager), Lou Scheinfeld (Vice President), Mike Nykoluk (Assistant Coach), Marcel Pelletier (Player Personnel Director), Barry Ashbee (Assistant Coach), Frank Lewis (Trainer), Jim McKenzie (Assistant Trainer).

1974

Owning a 17–0–2 record in their previous 19 outings at home against Philadelphia, Boston was a heavy favorite with home-ice advantage coming into the Stanley Cup Final.

Flyers' captain Bobby Clarke ended his team's drought at the Garden in game two by scoring two goals, the second in overtime, and adding one assist to overcome an early 2–0 deficit.

Goaltender Bernie Parent limited the Bruins to three goals in his three remaining wins, including a sixth game shutout as the Flyers became the first expansion team to win the Stanley Cup, after only seven years in the NHL.

Parent won the Conn Smythe Trophy and had a 12–5–0 record and 2.02 average in 17 games

CONN SMYTHE TROPHY

Bernie Parent - Goaltender - Philadelphia Flyers

QUARTER-FINALS

Apr. 10	Toronto	0	at	Boston	1
Apr. 11	Toronto	3	at	Boston	6
Apr. 13	Boston	6	at	Toronto	3
Apr. 14	Boston	4	at	Toronto	3 OT

Boston won best-of-seven series 4–0

Apr. 10	NY Rangers	4	at	Montreal	1
Apr. 11	NY Rangers	1	at	Montreal	4
Apr. 13	Montreal	4	at	NY Rangers	2
Apr. 14	Montreal	4	at	NY Rangers	6
Apr. 16	NY Rangers	3	at	Montreal	2 OT
Apr. 18	Montreal	2	at	NY Rangers	5

NY Rangers won best-of-seven series 4–2

Apr. 9	Atlanta	1	at	Philadelphia	4
Apr. 11	Atlanta	1	at	Philadelphia	5
Apr. 12	Philadelphia	4	at	Atlanta	1
Apr. 14	Philadelphia	4	at	Atlanta	3 OT

Philadelphia won best-of-seven series 4–0

Apr. 10	Los Angeles	1	at	Chicago	3
Apr. 11	Los Angeles	1	at	Chicago	4
Apr. 13	Chicago	1	at	Los Angeles	0
Apr. 14	Chicago	1	at	Los Angeles	5
Apr. 16	Los Angeles	0	at	Chicago	1

Chicago won best-of-seven series 4–1

SEMI-FINALS

Apr. 18	Chicago	4	at	Boston	2
Apr. 21	Chicago	6	at	Boston	8
Apr. 23	Boston	3	at	Chicago	4 OT
Apr. 25	Boston	5	at	Chicago	2
Apr. 28	Chicago	2	at	Boston	6
Apr. 30	Boston	4	at	Chicago	2

Boston won best-of-seven series 4–2

Apr. 20	NY Rangers	0	at	Philadelphia	4
Apr. 23	NY Rangers	2	at	Philadelphia	5
Apr. 25	Philadelphia	3	at	NY Rangers	5
Apr. 28	Philadelphia	1	at	NY Rangers	2 OT
Apr. 30	NY Rangers	1	at	Philadelphia	4
May 2	Philadelphia	1	at	NY Rangers	4
May 5	NY Rangers	3	at	Philadelphia	4

Philadelphia won best-of-seven series 4–3

FINAL

May 7	Philadelphia	2	at	Boston	3
May 9	Philadelphia	3	at	Boston	2 OT
May 12	Boston	1	at	Philadelphia	4
May 14	Boston	2	at	Philadelphia	4
May 16	Philadelphia	1	at	Boston	5
May 19	Boston	0	at	Philadelphia	1

Philadelphia won best-of-seven series 4–2

1973-74 – Philadelphia Flyers – Bobby Clarke (Captain), Bernie Parent, Bobby Taylor, Bill Clement, Ross Lonsberry, Bill Barber, Orest Kindrachuk, Ed Van Impe, Don Saleski, Gary Dornhoefer, Barry Ashbee, Jimmy Watson, Dave Schultz, André Dupont, Bruce Cowick, Rick MacLeish, Terry Crisp, Bill Flett, Simon Nolet, Joe Watson, Bob Kelly, Tom Bladon; Ed Snider (Chairman), Joe Scott (President), Eugene Dixon Jr. (Vice Chairman), Fred Shero (Coach), Keith Allen (Vice President/General Manager), Mike Nykoluk (Assistant Coach), Marcel Pelletier (Player Personnel Director), Frank Lewis (Trainer), Jim McKenzie (Assistant Trainer).

1973

The Canadiens and Black Hawks met in a rematch of the 1971 Final. Chicago's Tony Esposito and Montreal's Ken Dryden, teammates in the noted 1972 Summit Series against the Soviet Union prior to the start of the season, now faced each other at opposite ends of the ice. Yvan Cournoyer, who recorded the game-winning goals in the second and sixth contests, closed out the playoffs setting a modern record of 15 tallies en route to winning the Conn Smythe Trophy. Cournoyer (6–6–12) and Jacques Lemaire (3–9–12) both tied Gordie Howe's record for points in the Final, while Lemaire also set a new record for assists in the Final with nine. Henri Richard became the first player to play for 11 Stanley Cup champions and tied the overall record held by Toe Blake, who played on three and coached eight more before retiring in 1968. After coaching the St. Louis Blues to three successive Finals from 1968 to 1970, Montreal's Scotty Bowman earned his first Stanley Cup championship.

CONN SMYTHE TROPHY

Yvan Cournoyer - Right Wing - Montreal Canadiens

QUARTER-FINALS

Apr. 4	Buffalo	1	at	Montreal	2
Apr. 5	Buffalo	3	at	Montreal	7
Apr. 7	Montreal	5	at	Buffalo	2
Apr. 8	Montreal	1	at	Buffalo	5
Apr. 10	Buffalo	3	at	Montreal	2 OT
Apr. 12	Montreal	4	at	Buffalo	2

Montreal won best-of-seven series 4–2

Apr. 4	NY Rangers	6	at	Boston	2
Apr. 5	NY Rangers	4	at	Boston	2
Apr. 7	Boston	4	at	NY Rangers	2
Apr. 8	Boston	0	at	NY Rangers	4
Apr. 10	NY Rangers	6	at	Boston	3

NY Rangers won best-of-seven series 4–1

Apr. 4	St. Louis	1	at	Chicago	7
Apr. 5	St. Louis	0	at	Chicago	1
Apr. 7	Chicago	5	at	St. Louis	2
Apr. 8	Chicago	3	at	St. Louis	5
Apr. 10	St. Louis	1	at	Chicago	6

Chicago won best-of-seven series 4–1

Apr. 4	Minnesota	3	at	Philadelphia	0
Apr. 5	Minnesota	1	at	Philadelphia	4
Apr. 7	Philadelphia	0	at	Minnesota	5
Apr. 8	Philadelphia	3	at	Minnesota	0
Apr. 10	Minnesota	2	at	Philadelphia	3 OT
Apr. 12	Philadelphia	4	at	Minnesota	1

Philadelphia won best-of-seven series 4–2

SEMI-FINALS

Apr. 14	Philadelphia	5	at	Montreal	4 OT
Apr. 17	Philadelphia	3	at	Montreal	4 OT
Apr. 19	Montreal	2	at	Philadelphia	1
Apr. 22	Montreal	4	at	Philadelphia	1
Apr. 24	Philadelphia	3	at	Montreal	5

Montreal won best-of-seven series 4–1

Apr. 12	NY Rangers	4	at	Chicago	1
Apr. 15	NY Rangers	4	at	Chicago	5
Apr. 17	Chicago	2	at	NY Rangers	1
Apr. 19	Chicago	3	at	NY Rangers	1
Apr. 24	NY Rangers	1	at	Chicago	4

Chicago won best-of-seven series 4–1

FINAL

Apr. 29	Chicago	3	at	Montreal	8
May 1	Chicago	1	at	Montreal	4
May 3	Montreal	4	at	Chicago	7
May 6	Montreal	4	at	Chicago	0
May 8	Chicago	8	at	Montreal	7
May 10	Montreal	6	at	Chicago	4

Montreal won best-of-seven series 4–2

1972-73 – Montreal Canadiens – Henri Richard (Captain), Jacques Laperrière, Ken Dryden, Yvan Cournoyer, Jacques Lemaire, Marc Tardif, Serge Savard, Pete Mahovich, Guy Lapointe, Réjean Houle, Claude Larose, Pierre Bouchard, Frank Mahovich, Jimmy Roberts, Chuck Lefley, Guy Lafleur, Bob Murdoch, Michel Plasse, Murray Wilson, Larry Robinson, Steve Shutt; Jacques Courtois (President), Jean Beliveau (Vice President), Peter Bronfman (Chairman), Sam Pollock (Vice President/General Manager), Edward Bronfman (Executive Director), Scotty Bowman (Coach), Bob Williams (Trainer).

1972

After 43 years of waiting, the New York Rangers finally got a chance to avenge their 1929 loss to the Boston Bruins in the Stanley Cup Final. However, history would repeat itself as the Bruins defeated the Rangers in this six-game confrontation. Bobby Orr, who scored his second Cup-winning goal in three years, became the first two-time winner of the Conn Smythe Trophy. With four goals and four assists in the Final, Orr raised his playoff totals to five goals and 19 assists, breaking Jean Beliveau's assist mark set in 1971.

CONN SMYTHE TROPHY

Bobby Orr - Defense - Boston Bruins

QUARTER-FINALS

Apr. 5	Toronto	0	at	Boston	5
Apr. 6	Toronto	4	at	Boston	3 OT
Apr. 8	Boston	2	at	Toronto	0
Apr. 9	Boston	5	at	Toronto	4
Apr. 11	Toronto	2	at	Boston	3

Boston won best-of-seven series 4–1

Apr. 5	Montreal	2	at	NY Rangers	3
Apr. 6	Montreal	2	at	NY Rangers	5
Apr. 8	NY Rangers	1	at	Montreal	2
Apr. 9	NY Rangers	6	at	Montreal	4
Apr. 11	Montreal	2	at	NY Rangers	1
Apr. 13	NY Rangers	3	at	Montreal	2

NY Rangers won best-of-seven series 4–2

Apr. 5	Pittsburgh	1	at	Chicago	3
Apr. 6	Pittsburgh	2	at	Chicago	3
Apr. 8	Chicago	2	at	Pittsburgh	0
Apr. 9	Chicago	6	at	Pittsburgh	5 OT

Chicago won best-of-seven series 4–0

Apr. 5	St. Louis	0	at	Minnesota	3
Apr. 6	St. Louis	5	at	Minnesota	6 OT
Apr. 8	Minnesota	1	at	St. Louis	2
Apr. 9	Minnesota	2	at	St. Louis	3
Apr. 11	St. Louis	3	at	Minnesota	4
Apr. 13	Minnesota	2	at	St. Louis	4
Apr. 16	St. Louis	2	at	Minnesota	1 OT

St. Louis won best-of-seven series 4–3

SEMI-FINALS

Apr. 18	St. Louis	1	at	Boston	6
Apr. 20	St. Louis	2	at	Boston	10
Apr. 23	Boston	7	at	St. Louis	2
Apr. 25	Boston	5	at	St. Louis	3

Boston won best-of-seven series 4-0

Apr. 16	NY Rangers	3	at	Chicago	2
Apr. 18	NY Rangers	5	at	Chicago	3
Apr. 20	Chicago	2	at	NY Rangers	3
Apr. 23	Chicago	2	at	NY Rangers	6

NY Rangers won best-of-seven series 4-0

FINAL

Apr. 30	NY Rangers	5	at	Boston	6
May 2	NY Rangers	1	at	Boston	2
May 4	Boston	2	at	NY Rangers	5
May 7	Boston	3	at	NY Rangers	2
May 9	NY Rangers	3	at	Boston	2
May 11	Boston	3	at	NY Rangers	0

Boston won best-of-seven series 4-2

1971-72 – Boston Bruins – Bobby Orr, Gerry Cheevers, Eddie Johnston, Dallas Smith, Derek Sanderson, Carol Vadnais, Phil Esposito, Fred Stanfield, Don Awrey, Ted Green, Ken Hodge, John Bucyk, Wayne Cashman, John McKenzie, Ed Westfall, Mike Walton, Garnet Bailey, Don Marcotte; Weston Adams (Chairman), Weston Adams Jr. (President), Shelby Davis (Vice President), Charles Mulcahy (Junior Vice President/General Counsel), Eddie Powers (Vice President/Treasurer), Milt Schmidt (General Manager), Tom Johnson (Coach), Dan Canney (Trainer), John Forristall (Assistant Trainer).

1971

After missing the playoffs for the first time in 22 years in 1970, the Canadiens rebounded in 1971 to win their 16th Stanley Cup title. Brothers Frank and Pete Mahovlich were reunited in mid-season, and the two responded with a total of nine goals in the seven-game final. Frank also set a modern playoff record with 14 goals and tied Phil Esposito's record 27-point performance of 1970. After Chicago went ahead 2-0 in game seven, Henri Richard scored the tying and winning goals to seal the victory. The hero of the playoffs was rookie goaltender Ken Dryden, who appeared in all 20 playoff games after only six starts during the regular season. Dryden's performance, which included a 12-8 record and 3.00 average, earned him the Conn Smythe Trophy. While the series signalled the beginning of Dryden's career, it also marked the conclusion of Jean Beliveau's playing days. Beliveau, who finished the playoffs with six goals and a record 16 assists, left the sport as the all-time leader in playoff assists (97) and points (176) and temporarily shared first place with Henri Richard in Stanley Cup titles won as a player at 10.

CONN SMYTHE TROPHY

Ken Dryden - Goaltender - Montreal Canadiens

QUARTER-FINALS

Apr. 7	Montreal	1	at	Boston	3
Apr. 8	Montreal	7	at	Boston	5
Apr. 10	Boston	1	at	Montreal	3
Apr. 11	Boston	5	at	Montreal	2
Apr. 13	Montreal	3	at	Boston	7
Apr. 15	Boston	3	at	Montreal	8
Apr. 18	Montreal	4	at	Boston	2

Montreal won best-of-seven series 4-3

Apr. 7	Toronto	4	at	NY Rangers	5
Apr. 8	Toronto	4	at	NY Rangers	1
Apr. 10	NY Rangers	1	at	Toronto	3
Apr. 11	NY Rangers	4	at	Toronto	2
Apr. 13	Toronto	1	at	NY Rangers	3
Apr. 15	NY Rangers	2	at	Toronto	1 OT

NY Rangers won best-of-seven series 4-2

Apr. 7	Philadelphia	2	at	Chicago	5
Apr. 8	Philadelphia	2	at	Chicago	6
Apr. 10	Chicago	3	at	Philadelphia	2
Apr. 11	Chicago	6	at	Philadelphia	2

Chicago won best-of-seven series 4-0

Apr. 7	Minnesota	3	at	St. Louis	2
Apr. 8	Minnesota	2	at	St. Louis	4
Apr. 10	St. Louis	3	at	Minnesota	0
Apr. 11	St. Louis	1	at	Minnesota	2
Apr. 13	Minnesota	4	at	St. Louis	3
Apr. 15	St. Louis	2	at	Minnesota	5

Minnesota won best-of-seven series 4-2

SEMI-FINALS

Apr. 20	Minnesota	2	at	Montreal	7
Apr. 22	Minnesota	6	at	Montreal	3
Apr. 24	Montreal	6	at	Minnesota	3
Apr. 25	Montreal	2	at	Minnesota	5
Apr. 27	Minnesota	1	at	Montreal	6
Apr. 29	Montreal	3	at	Minnesota	2

Montreal won best-of-seven series 4-2

Apr. 18	NY Rangers	2	at	Chicago	1 OT
Apr. 20	NY Rangers	0	at	Chicago	3
Apr. 22	Chicago	1	at	NY Rangers	4
Apr. 25	Chicago	7	at	NY Rangers	1
Apr. 27	NY Rangers	2	at	Chicago	3 OT
Apr. 29	Chicago	2	at	NY Rangers	3 3OT
May 2	NY Rangers	2	at	Chicago	4

Chicago won best-of-seven series 4-3

FINAL

May 4	Montreal	1	at	Chicago	2 OT
May 6	Montreal	3	at	Chicago	5
May 9	Chicago	2	at	Montreal	4
May 11	Chicago	2	at	Montreal	5
May 13	Montreal	0	at	Chicago	2
May 16	Chicago	3	at	Montreal	4
May 18	Montreal	3	at	Chicago	2

Montreal won best-of-seven series 4-3

1970-71 – Montreal Canadiens – Jean Béliveau (Captain), Pierre Bouchard, Yvan Cournoyer, John Ferguson, Jacques Laperrière, Terry Harper, Réjean Houle, Guy Lapointe, Claude Larose, Marc Tardif, Chuck Lefley, Jacques Lemaire, Frank Mahovlich, Henri Richard, Phil Roberto, Pete Mahovlich, Bob Murdoch, Bobby Sheehan, Leon Rochefort, J.C. Tremblay, Ken Dryden, Rogie Vachon; David Molson (President), William Molson, Peter Molson (Vice Presidents), Sam Pollock (Vice President/General Manager), Ron Caron (Assistant General Manager), Al MacNeil (Coach), Yves Belanger (Trainer), Phil Langlois, Eddie Palchak (Assistant Trainers).

1970

For the third straight year, the St. Louis Blues qualified for the Final but faced new rivals in the Boston Bruins, who featured the first 100-point defenseman in NHL history in Norris Trophy winner Bobby Orr.

After winning the first three games by margins of five, four and three goals, respectively, the Bruins were extended into overtime in the fourth game. Conn Smythe Trophy winner Orr quickly ended the affair at the 40-second mark of overtime with his first goal of the series. With Orr literally flying through the air on the play, his winning tally has become one of the most memorable images in hockey history.

The series victory marked the Bruins' first Stanley Cup title in 29 years.

CONN SMYTHE TROPHY

Bobby Orr - Defense - Boston Bruins

QUARTER-FINALS

Apr. 8	Detroit	2	at	Chicago	4
Apr. 9	Detroit	2	at	Chicago	4

Apr. 11	Chicago	4	at	Detroit	2
Apr. 12	Chicago	4	at	Detroit	2

Chicago won best-of-seven series 4-0

Apr. 8	NY Rangers	2	at	Boston	8
Apr. 9	NY Rangers	3	at	Boston	5
Apr. 11	Boston	3	at	NY Rangers	4
Apr. 12	Boston	2	at	NY Rangers	4
Apr. 14	NY Rangers	2	at	Boston	3
Apr. 16	Boston	4	at	NY Rangers	1

Boston won best-of-seven series 4-2

Apr. 8	Minnesota	2	at	St. Louis	6
Apr. 9	Minnesota	1	at	St. Louis	2
Apr. 11	St. Louis	2	at	Minnesota	4
Apr. 12	St. Louis	0	at	Minnesota	4
Apr. 14	Minnesota	3	at	St. Louis	6
Apr. 16	St. Louis	4	at	Minnesota	2

St. Louis won best-of-seven series 4-2

Apr. 8	Oakland	1	at	Pittsburgh	2
Apr. 9	Oakland	1	at	Pittsburgh	3
Apr. 11	Pittsburgh	5	at	Oakland	2
Apr. 12	Pittsburgh	3	at	Oakland	2 OT

Pittsburgh won best-of-seven series 4-0

SEMI-FINALS

Apr. 19	Boston	6	at	Chicago	3
Apr. 21	Boston	4	at	Chicago	1
Apr. 23	Chicago	2	at	Boston	5
Apr. 26	Chicago	4	at	Boston	5

Boston won best-of-seven series 4-0

Apr. 19	Pittsburgh	1	at	St. Louis	3
Apr. 21	Pittsburgh	1	at	St. Louis	4
Apr. 23	St. Louis	2	at	Pittsburgh	3
Apr. 26	St. Louis	1	at	Pittsburgh	2
Apr. 28	Pittsburgh	0	at	St. Louis	5
Apr. 30	St. Louis	4	at	Pittsburgh	3

St. Louis won best-of-seven series 4-2

FINAL

May 3	Boston	6	at	St. Louis	1
May 5	Boston	6	at	St. Louis	2
May 7	St. Louis	1	at	Boston	4
May 10	St. Louis	3	at	Boston	4 OT

Boston won best-of-seven series 4-0

1969-70 – Boston Bruins – Don Awrey, John Bucyk, Garnet Bailey, Wayne Carleton, Wayne Cashman, Gary Doak, Phil Esposito, Ted Green, Ken Hodge, Bobby Orr, Don Marcotte, John McKenzie, Derek Sanderson, Dallas Smith, Rick Smith, Bill Speer, Fred Stanfield, Ed Westfall, Gerry Cheevers, Eddie Johnston, John Adams, Jim Lorentz, Ron Murphy, Bill Lesuk, Ivan Boldirev, Danny Schock; Weston Adams Sr. (Chairman), Weston Adams Jr. (President), Charles Mulcahy, Eddie Powers, Shelby Davis (Vice Presidents), Harry Sinden (Coach), Milt Schmidt (General Manager), Tom Johnson (Assistant General Manager), Dan Canney (Trainer), John Forristall (Assistant Trainer).

1969

Following in his predecessor's footsteps, Claude Ruel won the Stanley Cup in his first season behind the Canadiens bench and became the 11th rookie coach in NHL history to go the distance with his team.

Goaltender Rogie Vachon limited St. Louis to three goals in four outings and registered his first career playoff and only Stanley Cup Final shutout in the third game.

Serge Savard became the first defenseman to win the Conn Smythe Trophy.

CONN SMYTHE TROPHY

Serge Savard - Defense - Montreal Canadiens

QUARTER-FINALS

Apr. 2	NY Rangers	1	at	Montreal	3
Apr. 3	NY Rangers	2	at	Montreal	5

Apr. 5	Montreal	4	at	NY Rangers	1
Apr. 6	Montreal	4	at	NY Rangers	3

Montreal won best-of-seven series 4-0

Apr. 2	Toronto	0	at	Boston	10
Apr. 3	Toronto	0	at	Boston	7
Apr. 5	Boston	4	at	Toronto	3
Apr. 6	Boston	3	at	Toronto	2

Boston won best-of-seven series 4-0

Apr. 2	Philadelphia	2	at	St. Louis	5
Apr. 3	Philadelphia	0	at	St. Louis	5
Apr. 5	St. Louis	3	at	Philadelphia	0
Apr. 6	St. Louis	4	at	Philadelphia	1

St. Louis won best-of-seven series 4-0

Apr. 2	Los Angeles	5	at	Oakland	4 OT
Apr. 3	Los Angeles	2	at	Oakland	4
Apr. 5	Oakland	5	at	Los Angeles	2
Apr. 6	Oakland	2	at	Los Angeles	4
Apr. 9	Los Angeles	1	at	Oakland	4
Apr. 10	Oakland	3	at	Los Angeles	4
Apr. 13	Los Angeles	5	at	Oakland	3

Los Angeles won best-of-seven series 4-3**SEMI-FINALS**

Apr. 10	Boston	2	at	Montreal	3 OT
Apr. 13	Boston	3	at	Montreal	4 OT
Apr. 17	Montreal	0	at	Boston	5
Apr. 20	Montreal	2	at	Boston	3
Apr. 22	Boston	2	at	Montreal	4
Apr. 24	Montreal	2	at	Boston	1 2OT

Montreal won best-of-seven series 4-2

Apr. 15	Los Angeles	0	at	St. Louis	4
Apr. 17	Los Angeles	2	at	St. Louis	3
Apr. 19	St. Louis	5	at	Los Angeles	2
Apr. 20	St. Louis	4	at	Los Angeles	1

St. Louis won best-of-seven series 4-0**FINAL**

Apr. 27	St. Louis	1	at	Montreal	3
Apr. 29	St. Louis	1	at	Montreal	3
May 1	Montreal	4	at	St. Louis	0
May 4	Montreal	2	at	St. Louis	1

Montreal won best-of-seven series 4-0

1968-69 – Montreal Canadiens – Jean Béliveau (Captain), Ralph Backstrom, Jacques Lemaire, Dick Duff, Christian Bordeleau, Mickey Redmond, Yvan Cournoyer, Henri Richard, Bobby Rousseau, John Ferguson, Serge Savard, Terry Harper, Gilles Tremblay, Ted Harris, J.C. Tremblay, Larry Hillman, Jacques Laperrière, Claude Provost, Tony Esposito, Rogie Vachon, Gump Worsley; David Molson (President), William Molson, Peter Molson (Vice Presidents), Sam Pollock (Vice President/General Manager), Claude Ruel (Coach), Larry Aubut (Trainer), Eddie Palchak (Assistant Trainer).

1968

The NHL doubled in size with the addition of six expansion teams which comprised one of two new divisions. In the playoffs, Montreal won the East Division, and St. Louis won the West Division to earn a chance at the Stanley Cup. The Blues lineup boasted several aging superstars, including two-time Vezina Trophy winner Glenn Hall, two-time Art Ross Trophy winner Dickie Moore and seven-time Norris Trophy winner Doug Harvey. The three were no strangers to playoff action with 38 years of postseason experience among them. Rookie defenseman Serge Savard, who would amass eight Stanley Cup rings in his career, scored his first two career playoff goals while shorthanded in games two and three to tie a final series record. Toe Blake retired after capturing his eighth Stanley Cup in 13 years as coach of the Canadiens and set a record as the first person to win a total of 11 Stanley Cup championships in a career. Blake also played on championship

teams with the Montreal Maroons in 1935 and the Canadiens in 1944 and 1946.

CONN SMYTHE TROPHY

Glenn Hall - Goaltender - St. Louis Blues

QUARTER-FINALS

Apr. 4	Boston	1	at	Montreal	2
Apr. 6	Boston	3	at	Montreal	5
Apr. 9	Montreal	5	at	Boston	2
Apr. 11	Montreal	3	at	Boston	2

Montreal won best-of-seven series 4-0

Apr. 4	Chicago	1	at	NY Rangers	3
Apr. 9	Chicago	1	at	NY Rangers	2
Apr. 11	NY Rangers	4	at	Chicago	7
Apr. 13	NY Rangers	1	at	Chicago	3
Apr. 14	Chicago	2	at	NY Rangers	1
Apr. 16	NY Rangers	1	at	Chicago	4

Chicago won best-of-seven series 4-2

Apr. 4	St. Louis	1	at	Philadelphia	0
Apr. 6	St. Louis	3	at	Philadelphia	4
Apr. 10	Philadelphia	2	at	St. Louis	3 2OT
Apr. 11	Philadelphia	2	at	St. Louis	5
Apr. 13	St. Louis	1	at	Philadelphia	6
Apr. 16	Philadelphia	2	at	St. Louis	1 2OT
Apr. 18	St. Louis	3	at	Philadelphia	1

St. Louis won best-of-seven series 4-3

Apr. 4	Minnesota	1	at	Los Angeles	2
Apr. 6	Minnesota	0	at	Los Angeles	2
Apr. 9	Los Angeles	5	at	Minnesota	7
Apr. 11	Los Angeles	2	at	Minnesota	3
Apr. 13	Minnesota	2	at	Los Angeles	3
Apr. 16	Los Angeles	3	at	Minnesota	4 OT
Apr. 18	Minnesota	9	at	Los Angeles	4

Minnesota won best-of-seven series 4-3**SEMI-FINALS**

Apr. 18	Chicago	2	at	Montreal	9
Apr. 20	Chicago	1	at	Montreal	4
Apr. 23	Montreal	4	at	Chicago	2
Apr. 25	Montreal	1	at	Chicago	2
Apr. 28	Chicago	3	at	Montreal	4 OT

Montreal won best-of-seven series 4-1

Apr. 21	Minnesota	3	at	St. Louis	5
Apr. 22	St. Louis	2	at	Minnesota	3 OT
Apr. 25	Minnesota	5	at	St. Louis	1
Apr. 27	Minnesota	3	at	St. Louis	4 OT
Apr. 29	Minnesota	2	at	St. Louis	3 OT
May 1	St. Louis	1	at	Minnesota	5
May 3	Minnesota	1	at	St. Louis	2 2OT

St. Louis won best-of-seven series 4-3**FINAL**

May 5	Montreal	3	at	St. Louis	2 OT
May 7	Montreal	1	at	St. Louis	0
May 9	St. Louis	3	at	Montreal	4 OT
May 11	St. Louis	2	at	Montreal	3

Montreal won best-of-seven series 4-0

1967-68 – Montreal Canadiens – Jean Béliveau (Captain), Ralph Backstrom, Yvan Cournoyer, Dick Duff, John Ferguson, Danny Grant, Terry Harper, Ted Harris, Serge Savard, Jacques Laperrière, Claude Larose, Jacques Lemaire, Claude Provost, Mickey Redmond, Henri Richard, Bobby Rousseau, Gilles Tremblay, J.C. Tremblay, Carol Vadnais, Rogie Vachon, Ernie Wakely, Gump Worsley; Hartland Molson (Chairman), David Molson (President), Sam Pollock (Vice President/General Manager), Toe Blake (Coach), Larry Aubut (Trainer), Eddie Palchak (Assistant Trainer).

1967

With an average age of 31, the Toronto Maple Leafs sported the oldest lineup ever to win the Stanley Cup. Goaltender Johnny Bower (42) and defenseman Allan Stanley (41) were the senior citizens of the squad, which included seven play-

ers over 35 and 12 members over 30.

Dave Keon, a 27-year-old "youngster" who scored a goal and assist in the series, captured the Conn Smythe Trophy on the basis of an outstanding defensive performance.

CONN SMYTHE TROPHY

Dave Keon - Center - Toronto Maple Leafs

SEMI-FINALS

Apr. 6	Toronto	2	at	Chicago	5
Apr. 9	Toronto	3	at	Chicago	1
Apr. 11	Chicago	1	at	Toronto	3
Apr. 13	Chicago	4	at	Toronto	3
Apr. 15	Toronto	4	at	Chicago	2
Apr. 18	Chicago	1	at	Toronto	3

Toronto won best-of-seven series 4-2

Apr. 6	NY Rangers	4	at	Montreal	6
Apr. 8	NY Rangers	1	at	Montreal	3
Apr. 11	Montreal	3	at	NY Rangers	2
Apr. 13	Montreal	2	at	NY Rangers	1 OT

Montreal won best-of-seven series 4-0**FINAL**

Apr. 20	Toronto	2	at	Montreal	6
Apr. 22	Toronto	3	at	Montreal	0
Apr. 25	Montreal	2	at	Toronto	3 2OT
Apr. 27	Montreal	6	at	Toronto	2
Apr. 29	Toronto	4	at	Montreal	1
May 2	Montreal	1	at	Toronto	3

Toronto won best-of-seven series 4-2

1966-67 – Toronto Maple Leafs – George Armstrong (Captain), Bob Baun, Johnny Bower, Brian Conacher, Ron Ellis, Aut Erickson, Larry Hillman, Tim Horton, Red Kelly, Larry Jeffrey, Dave Keon, Frank Mahovlich, Milan Marcetta, Jim Pappin, Marcel Pronovost, Bob Pulford, Terry Sawchuk, Eddie Shack, Allan Stanley, Pete Stenkowski, Mike Walton; Stafford Smythe (President), Harold Ballard (Executive Vice President), John Bassett (Chairman), Punch Imlach (General Manager/Coach), King Clancy (Assistant Coach/Assistant General Manager), Bob Davidson (Chief Scout), John Anderson (Business Manager), Bob Haggert (Trainer), Tom Naylor (Assistant Trainer), Karl Elieff (Physiotherapist), Richard Smythe (Mascot).

1966

The Canadiens repeated as champions to give coach Toe Blake his seventh title in 11 years behind the Montreal bench. Henri Richard, a member of each of those seven Stanley Cup teams, scored the game-winner in overtime in game six, marking the ninth time in NHL history that a series-winning goal had been scored in overtime.

Despite his team's loss in the Final, goaltender Roger Crozier received the Conn Smythe Trophy after posting a 2.34 average and one shutout in 12 playoff games.

CONN SMYTHE TROPHY

Roger Crozier - Goaltender - Detroit Red Wings

SEMI-FINALS

Apr. 7	Toronto	3	at	Montreal	4
Apr. 9	Toronto	0	at	Montreal	2
Apr. 12	Montreal	5	at	Toronto	2
Apr. 14	Montreal	4	at	Toronto	1

Montreal won best-of-seven series 4-0

Apr. 7	Detroit	1	at	Chicago	2
Apr. 10	Detroit	7	at	Chicago	0
Apr. 12	Chicago	2	at	Detroit	1
Apr. 14	Chicago	1	at	Detroit	5
Apr. 17	Detroit	5	at	Chicago	3
Apr. 19	Chicago	2	at	Detroit	3

Detroit won best-of-seven series 4-2

FINAL

Apr. 24	Detroit	3	at	Montreal	2
Apr. 26	Detroit	5	at	Montreal	2
Apr. 28	Montreal	4	at	Detroit	2
May 1	Montreal	2	at	Detroit	1
May 3	Detroit	1	at	Montreal	5
May 5	Montreal	3	at	Detroit	2 OT

Montreal won best-of-seven series 4-2

1965-66 — Montreal Canadiens — Jean Béliveau (Captain), Ralph Backstrom, Dave Balon, Yvan Cournoyer, Bobby Rousseau, Dick Duff, John Ferguson, Terry Harper, Ted Harris, Charlie Hodge, Jacques Laperrière, Claude Larose, Noel Price, Claude Provost, Henri Richard, Jimmy Roberts, Leon Rochefort, Jean-Guy Talbot, Gilles Tremblay, J.C. Tremblay, Gump Worsley; Hartland Molson (Chairman), David Molson (President), Sam Pollock (General Manager), Toe Blake (Coach), Andy Galley (Trainer), Larry Aubut (Assistant Trainer).

1965

Repeating the feat accomplished in 1955, the home team won every game in the Final. With the extra game at the Montreal Forum, the Canadiens treated their fans to four victories.

Gump Worsley, appearing in his first Stanley Cup Final after 12 seasons in the NHL, recorded two shutouts in four starts, including one in game seven.

Jean Beliveau captured the inaugural Conn Smythe Trophy as the most valuable player for his team in the playoffs after amassing eight goals and eight assists in 13 games.

CONN SMYTHE TROPHY

Jean Beliveau - Center - Montreal Canadiens

SEMI-FINALS

Apr. 1	Chicago	3	at	Detroit	4
Apr. 4	Chicago	3	at	Detroit	6
Apr. 6	Detroit	2	at	Chicago	5
Apr. 8	Detroit	1	at	Chicago	2
Apr. 11	Chicago	2	at	Detroit	4
Apr. 13	Detroit	0	at	Chicago	4
Apr. 15	Chicago	4	at	Detroit	2

Chicago won best-of-seven series 4-3

Apr. 1	Toronto	2	at	Montreal	3
Apr. 3	Toronto	1	at	Montreal	3
Apr. 6	Montreal	2	at	Toronto	3 OT
Apr. 8	Montreal	2	at	Toronto	4
Apr. 10	Toronto	1	at	Montreal	3
Apr. 13	Montreal	4	at	Toronto	3 OT

Montreal won best-of-seven series 4-2

FINAL

Apr. 17	Chicago	2	at	Montreal	3
Apr. 20	Chicago	0	at	Montreal	2
Apr. 22	Montreal	1	at	Chicago	3
Apr. 25	Montreal	1	at	Chicago	5
Apr. 27	Chicago	0	at	Montreal	6
Apr. 29	Montreal	1	at	Chicago	2
May 1	Chicago	0	at	Montreal	4

Montreal won best-of-seven series 4-3

1964-65 — Montreal Canadiens — Jean Béliveau (Captain), Ralph Backstrom, Dave Balon, Red Berenson, Yvan Cournoyer, Dick Duff, John Ferguson, Jean Gauthier, Charlie Hodge, Terry Harper, Ted Harris, Jacques Laperrière, Claude Larose, Garry Peters, Noel Picard, Claude Provost, Henri Richard, Jimmy Roberts, Bobby Rousseau, Jean-Guy Talbot, Gilles Tremblay, J.C. Tremblay, Ernie Wakely, Bryan Watson, Gump Worsley; Hartland Molson (Chairman), David Molson (President), Maurice Richard (Assistant to the President), Sam Pollock (General Manager), Toe Blake (Coach), Andy Galley (Trainer), Larry Aubut (Assistant Trainer).

1964

Tying their club record set from 1947 to 1949, Toronto captured the Stanley Cup for a third consecutive season.

The Maple Leafs advanced by defeating the Canadiens in seven games. In the Final, the Leafs lost games 2, 3 and 5 by one-goal margins to trail the Detroit Red Wings three games to two.

With the score tied 3-3 late in game six, Maple Leafs defenseman Bob Baun took a Gordie Howe slapshot on his skate and dropped to the ice in pain. After freezing and taping the injury, he returned for overtime and scored the winning goal at 2:43 of the extra period. On crutches for the next two days, Baun would later suit up for the series finale and never miss a shift as Toronto won the Cup. The following day, x-rays confirmed what Baun had known all along, that the ankle was in fact broken. The Leafs blueliner then spent two more months on crutches.

SEMI-FINALS

Mar. 26	Toronto	0	at	Montreal	2
Mar. 28	Toronto	2	at	Montreal	1
Mar. 31	Montreal	3	at	Toronto	2
Apr. 2	Montreal	3	at	Toronto	5
Apr. 4	Toronto	2	at	Montreal	4
Apr. 7	Montreal	0	at	Toronto	3
Apr. 9	Toronto	3	at	Montreal	1

Toronto won best-of-seven series 4-3

Mar. 26	Detroit	1	at	Chicago	4
Mar. 29	Detroit	5	at	Chicago	4
Mar. 31	Chicago	0	at	Detroit	3
Apr. 2	Chicago	3	at	Detroit	2 OT
Apr. 5	Detroit	2	at	Chicago	3
Apr. 7	Chicago	2	at	Detroit	7
Apr. 9	Detroit	4	at	Chicago	2

Detroit won best-of-seven series 4-3

FINAL

Apr. 11	Detroit	2	at	Toronto	3
Apr. 14	Detroit	4	at	Toronto	3 OT
Apr. 16	Toronto	3	at	Detroit	4
Apr. 18	Toronto	4	at	Detroit	2
Apr. 21	Detroit	2	at	Toronto	1
Apr. 23	Toronto	4	at	Detroit	3 OT
Apr. 25	Detroit	0	at	Toronto	4

Toronto won best-of-seven series 4-3

1963-64 — Toronto Maple Leafs — George Armstrong (Captain), Andy Bathgate, Bob Baun, Johnny Bower, Carl Brewer, Gerry Ehman, Billy Harris, Larry Hillman, Dave Keon, Tim Horton, Red Kelly, Frank Mahovlich, Don McKenney, Jim Pappin, Bob Pulford, Eddie Shack, Don Simmons, Allan Stanley, Ron Stewart, Al Arbour, Ed Litzenberger; Stafford Smythe (President), Harold Ballard (Executive Vice President), John Bassett (Chairman), Punch Imlach (Coach/General Manager), King Clancy (Assistant Coach/Assistant General Manager), Bob Haggert (Trainer), Tom Naylor (Assistant Trainer), Hugh Hoult (Stick Boy).

1963

Five different Maple Leafs — Bob Nevin, Dick Duff, Ron Stewart, Red Kelly and Dave Keon — recorded multiple-goal performances in Toronto's four victories, and 38-year-old goaltender Johnny Bower limited Detroit to 10 goals in five games.

Keon scored twice in game five with Toronto players in the penalty box, establishing a new playoff record for shorthanded goals in one game.

SEMI-FINALS

Mar. 26	Montreal	1	at	Toronto	3
Mar. 28	Montreal	2	at	Toronto	3
Mar. 30	Toronto	2	at	Montreal	0

Apr. 2	Toronto	1	at	Montreal	3
Apr. 4	Montreal	0	at	Toronto	5

Toronto won best-of-seven series 4-1

Mar. 26	Detroit	4	at	Chicago	5
Mar. 28	Detroit	2	at	Chicago	5
Mar. 31	Chicago	2	at	Detroit	4
Apr. 2	Chicago	1	at	Detroit	4
Apr. 4	Detroit	4	at	Chicago	2
Apr. 7	Chicago	4	at	Detroit	7

Detroit won best-of-seven series 4-2

FINAL

Apr. 9	Detroit	2	at	Toronto	4
Apr. 11	Detroit	2	at	Toronto	4
Apr. 14	Toronto	2	at	Detroit	3
Apr. 16	Toronto	4	at	Detroit	2
Apr. 18	Detroit	1	at	Toronto	3

Toronto won best-of-seven series 4-1

1962-63 — Toronto Maple Leafs — George Armstrong (Captain), Bob Baun, Johnny Bower, Carl Brewer, Kent Douglas, Dick Duff, Billy Harris, Larry Hillman, Tim Horton, Red Kelly, Dave Keon, Ed Litzenberger, John MacMillan, Frank Mahovlich, Bob Nevin, Bob Pulford, Eddie Shack, Don Simmons, Allan Stanley, Ron Stewart; Stafford Smythe (President), Harold Ballard (Executive Vice President), John Bassett (Chairman), Punch Imlach (Coach/General Manager), King Clancy (Assistant Coach/Assistant General Manager), Bob Haggert (Trainer), Tom Naylor (Assistant Trainer), Hugh Hoult (Stick Boy).

1962

The Maple Leafs regained the Stanley Cup after 11 years, putting an end to the club's longest period without a championship in its 45-year NHL history through 1962.

In his Stanley Cup debut, 22-year-old Dave Keon scored two goals and had one assist in the Final.

Stan Mikita tallied two assists in game five to set new playoff records for assists (15) and points (21). The latter broke Gordie Howe's mark of 20 points set in the 1955 playoffs.

SEMI-FINALS

Mar. 27	Chicago	1	at	Montreal	2
Mar. 29	Chicago	3	at	Montreal	4
Apr. 1	Montreal	1	at	Chicago	4
Apr. 3	Montreal	3	at	Chicago	5
Apr. 5	Chicago	4	at	Montreal	3
Apr. 8	Montreal	0	at	Chicago	2

Chicago won best-of-seven series 4-2

Mar. 27	NY Rangers	2	at	Toronto	4
Mar. 29	NY Rangers	1	at	Toronto	2
Apr. 1	Toronto	4	at	NY Rangers	5
Apr. 3	Toronto	2	at	NY Rangers	4
Apr. 5	NY Rangers	2	at	Toronto	3 2OT
Apr. 7	NY Rangers	1	at	Toronto	7

Toronto won best-of-seven series 4-2

FINAL

Apr. 10	Chicago	1	at	Toronto	4
Apr. 12	Chicago	2	at	Toronto	3
Apr. 15	Toronto	0	at	Chicago	3
Apr. 17	Toronto	1	at	Chicago	4
Apr. 19	Chicago	4	at	Toronto	8
Apr. 22	Toronto	2	at	Chicago	1

Toronto won best-of-seven series 4-2

1961-62 — Toronto Maple Leafs — George Armstrong (Captain), Al Arbour, Bob Baun, Johnny Bower, Carl Brewer, Dick Duff, Billy Harris, Larry Hillman, Dave Keon, Tim Horton, Red Kelly, Ed Litzenberger, John MacMillan, Frank Mahovlich, Bob Nevin, Bert Olmstead, Bob Pulford, Eddie Shack, Allan Stanley, Don Simmons, Ron Stewart; Stafford Smythe (President), Harold Ballard (Executive Vice President),

John Bassett (Vice President), Conn Smythe (Chairman), Punch Imlach (Coach/General Manager), King Clancy (Assistant Coach), Bob Davidson (Chief Scout), Bob Haggert (Trainer), Tom Naylor (Assistant Trainer), Hugh Hoult (Stick Boy).

1961

The Chicago Black Hawks captured their first Stanley Cup title since 1938, clinching their third championship overall since joining the NHL in 1926-27.

Two of the greatest athletes in Chicago sports history — Bobby Hull and Stan Mikita — made their premier Stanley Cup appearances, and both figured prominently in the outcome. “The Golden Jet” sparked in game one with his first two Stanley Cup goals, including the game-winner, while Mikita scored the winner in game five.

SEMI-FINALS

Mar. 21	Chicago	2	at	Montreal	6
Mar. 23	Chicago	4	at	Montreal	3
Mar. 26	Montreal	1	at	Chicago	2 2OT
Mar. 28	Montreal	5	at	Chicago	2
Apr. 1	Chicago	3	at	Montreal	0
Apr. 4	Montreal	0	at	Chicago	3

Chicago won best-of-seven series 4-2

Mar. 22	Detroit	2	at	Toronto	3 2OT
Mar. 25	Detroit	4	at	Toronto	2
Mar. 26	Toronto	0	at	Detroit	2
Mar. 28	Toronto	1	at	Detroit	4
Apr. 1	Detroit	3	at	Toronto	2

Detroit won best-of-seven series 4-1

FINAL

Apr. 6	Detroit	2	at	Chicago	3
Apr. 8	Chicago	1	at	Detroit	3
Apr. 10	Detroit	1	at	Chicago	3
Apr. 12	Chicago	1	at	Detroit	2
Apr. 14	Detroit	3	at	Chicago	6
Apr. 16	Chicago	5	at	Detroit	1

Chicago won best-of-seven series 4-2

1960-61 — Chicago Black Hawks — Ed Litzenberger (Captain), Al Arbour, Earl Balfour, Murray Balfour, Glenn Hall, Jack Evans, Roy Edwards, Denis DeJordy, Bill Hay, Wayne Hicks, Reggie Fleming, Wayne Hillman, Bobby Hull, Chico Maki, Ab McDonald, Moose Vasko, Stan Mikita, Ron Murphy, Eric Nesterenko, Pierre Pilote, Tod Sloan, Dollard St. Laurent, Kenny Wharram; Arthur Wirtz (President), Arthur Wirtz Jr. (Vice President), James Norris (Chairman), Tommy Ivan (General Manager), Rudy Pilous (Coach), Nick Garen, Walter Humeniuk (Trainers).

1960

The Canadiens retained the Stanley Cup for an unprecedented fifth straight season. No team has since matched this record-setting achievement.

Jacques Plante, who had introduced the goalie mask to the hockey world on November 1, 1959, in New York, sparked with his self-designed face guard. His Stanley Cup Final performance, which included just five goals allowed in four games, played a large role in the acceptance of the mask by goaltenders worldwide.

Maurice Richard played in the last four games of his career. In game three, “The Rocket” scored his 34th goal in the Final, still an all-time record.

SEMI-FINALS

Mar. 24	Chicago	3	at	Montreal	4
Mar. 26	Chicago	3	at	Montreal	4 OT
Mar. 29	Montreal	4	at	Chicago	0
Mar. 31	Montreal	2	at	Chicago	0

Montreal won best-of-seven series 4-0

Mar. 23	Detroit	2	at	Toronto	1
Mar. 26	Detroit	2	at	Toronto	4
Mar. 27	Toronto	5	at	Detroit	4 3OT
Mar. 29	Toronto	1	at	Detroit	2 OT
Apr. 2	Detroit	4	at	Toronto	5
Apr. 3	Toronto	4	at	Detroit	2

Toronto won best-of-seven series 4-2

FINAL

Apr. 7	Toronto	2	at	Montreal	4
Apr. 9	Toronto	1	at	Montreal	2
Apr. 12	Montreal	5	at	Toronto	2
Apr. 14	Montreal	4	at	Toronto	0

Montreal won best-of-seven series 4-0

1959-60 — Montreal Canadiens — Maurice Richard (Captain), Ralph Backstrom, Marcel Bonin, Jean Béliveau, Bernie Geoffrion, Phil Goyette, Doug Harvey, Bill Hicke, Charlie Hodge, Tom Johnson, Albert Langlois, Don Marshall, Dickie Moore, Ab McDonald, Jacques Plante, Henri Richard, André Pronovost, Claude Provost, Bob Turner, Jean-Guy Talbot; Senator Hartland Molson (President), Frank Selke (Managing Director), Ken Reardon (Vice President), Sam Pollock (Personnel Director), Toe Blake (Coach), Hector Dubois, Larry Aubut (Trainers).

1959

The Canadiens skated to a fourth consecutive championship, breaking the record of three they had shared with Toronto (1947 to 1949). Maurice Richard was held off the scoresheet during the playoffs for the first time in his career. Injuries had restricted his participation to just four games.

Led by newly appointed general manager/coach Punch Imlach, Toronto made its first appearance in the Stanley Cup Final since 1951, rebounding from a last-place finish in 1957-58. The Leafs had a perfect record of three wins and no losses in overtime games in this postseason.

SEMI-FINALS

Mar. 24	Chicago	2	at	Montreal	4
Mar. 26	Chicago	1	at	Montreal	5
Mar. 28	Montreal	2	at	Chicago	4
Mar. 31	Montreal	1	at	Chicago	3
Apr. 2	Chicago	2	at	Montreal	4
Apr. 4	Montreal	5	at	Chicago	4

Montreal won best-of-seven series 4-2

Mar. 24	Toronto	1	at	Boston	5
Mar. 26	Toronto	2	at	Boston	4
Mar. 28	Boston	2	at	Toronto	3 OT
Mar. 31	Boston	2	at	Toronto	3 OT
Apr. 2	Toronto	4	at	Boston	1
Apr. 4	Boston	5	at	Toronto	4
Apr. 7	Toronto	3	at	Boston	2

Toronto won best-of-seven series 4-3

FINAL

Apr. 9	Toronto	3	at	Montreal	5
Apr. 11	Toronto	1	at	Montreal	3
Apr. 14	Montreal	2	at	Toronto	3 OT
Apr. 16	Montreal	3	at	Toronto	2
Apr. 18	Toronto	3	at	Montreal	5

Montreal won best-of-seven series 4-1

1958-59 — Montreal Canadiens — Maurice Richard (Captain), Ralph Backstrom, Marcel Bonin, Jean Béliveau, Ian Cushman, Bernie Geoffrion, Charlie Hodge, Phil Goyette, Doug Harvey, Bill Hicke, Tom Johnson, Albert Langlois, Don Marshall, Ab McDonald, Dickie Moore, Jacques Plante, Ken Mosdell, André Pronovost, Claude Provost, Henri Richard, Jean-Guy Talbot, Bob Turner; Senator Hartland Molson (President), Frank Selke (Managing Director), Ken Reardon (Vice President), Sam Pollock (Personnel Director), Toe Blake (Coach), Hector Dubois, Larry Aubut (Trainers).

1958

The Canadiens and Bruins met for a second consecutive year in the Stanley Cup Final. Once again, Boston had been an upset winner in the semi-finals, eliminating the New York Rangers in a high-scoring six-game series.

In the Final, the Habs won the Stanley Cup in six games. The Canadiens’ third straight Stanley Cup title equalled the NHL record set by the Toronto Maple Leafs from 1947 to 1949.

Maurice Richard was the top overall playoff goal-scorer with 11. In game five of the Final, he notched the third final series overtime goal of his career and his sixth overtime goal in playoff competition, setting all-time records in each category.

SEMI-FINALS

Mar. 25	Detroit	1	at	Montreal	8
Mar. 27	Detroit	1	at	Montreal	5
Mar. 30	Montreal	2	at	Detroit	1 OT
Apr. 1	Montreal	4	at	Detroit	3

Montreal won best-of-seven series 4-0

Mar. 25	Boston	3	at	NY Rangers	5
Mar. 27	Boston	4	at	NY Rangers	3 OT
Mar. 29	NY Rangers	0	at	Boston	5
Apr. 1	NY Rangers	5	at	Boston	2
Apr. 3	NY Rangers	1	at	Boston	6
Apr. 5	NY Rangers	2	at	Boston	8

Boston won best-of-seven series 4-2

FINAL

Apr. 8	Boston	1	at	Montreal	2
Apr. 10	Boston	5	at	Montreal	2
Apr. 13	Montreal	3	at	Boston	0
Apr. 15	Montreal	1	at	Boston	3
Apr. 17	Boston	2	at	Montreal	3 OT
Apr. 20	Montreal	5	at	Boston	3

Montreal won best-of-seven series 4-2

1957-58 — Montreal Canadiens — Maurice Richard (Captain), Jean Béliveau, Marcel Bonin, Floyd Curry, Connie Broden, Bernie Geoffrion, Phil Goyette, Doug Harvey, Charlie Hodge, Tom Johnson, Albert Langlois, Don Marshall, Ab McDonald, Gerry McNeil, Dickie Moore, Bert Olmstead, Jacques Plante, André Pronovost, Henri Richard, Claude Provost, Dollard St. Laurent, Jean-Guy Talbot, Bob Turner; Senator Hartland Molson (President), Frank Selke (Managing Director), Ken Reardon (Vice President), Toe Blake (Coach), Hector Dubois, Larry Aubut (Trainers).

1957

The Boston Bruins were surprise finalists in 1957, eliminating the regular-season champion Detroit Red Wings in five games. Maurice “Rocket” Richard scored four times in game one, including three goals in the second period, to equal Ted Lindsay’s modern Stanley Cup record for goals in a game.

Montreal held the Bruins to six goals in five games as the Canadiens won their second consecutive Stanley Cup championship. Fleming MacKell had four of Boston’s six goals.

SEMI-FINALS

Mar. 26	Boston	3	at	Detroit	1
Mar. 28	Boston	2	at	Detroit	7
Mar. 31	Detroit	3	at	Boston	4
Apr. 2	Detroit	0	at	Boston	2
Apr. 4	Boston	4	at	Detroit	3

Boston won best-of-seven series 4-1

Mar. 26	Montreal	4	at	NY Rangers	1
Mar. 28	Montreal	3	at	NY Rangers	4 OT
Mar. 30	NY Rangers	3	at	Montreal	8
Apr. 2	NY Rangers	1	at	Montreal	3
Apr. 4	NY Rangers	3	at	Montreal	4 OT

Montreal won best-of-seven series 4-1

FINAL

Apr. 6	Boston	1	at	Montreal	5
Apr. 9	Boston	0	at	Montreal	1
Apr. 11	Montreal	4	at	Boston	2
Apr. 14	Montreal	0	at	Boston	2
Apr. 16	Boston	1	at	Montreal	5

Montreal won best-of-seven series 4-1

1956-57 – Montreal Canadiens – Maurice Richard (Captain), Jean Béliveau, Connie Broden, Floyd Curry, Bernie Geoffrion, Phil Goyette, Doug Harvey, Tom Johnson, Don Marshall, Gerry McNeil, Dickie Moore, Bert Olmstead, Jacques Plante, André Pronovost, Claude Provost, Henri Richard, Dollard St. Laurent, Jean-Guy Talbot, Bob Turner, William Northey (President), Donat Raymond (Chairman), Ken Reardon (Vice President), Frank Selke (Managing Director), Toe Blake (Coach), Hector Dubois, Larry Aubut (Trainers).

1956

Two rookies played integral roles on this first of five consecutive Stanley Cup championship teams for the Montreal Canadiens. Former playing star Toe Blake took over for Dick Irvin behind the Canadiens bench as coach, while rookie center Henri Richard joined his famous brother Maurice on the ice. Blake, who would become the 10th rookie coach in NHL history to win the Cup, won his first game in the Final as a coach, and young Richard notched his first Stanley Cup Final goal.

Jean Beliveau scored seven times in the series, including at least one in each game, to set a modern record for goals in the Final and tie Maurice Richard's overall NHL playoff record of 12 goals set in 1944.

SEMI-FINALS

Mar. 20	NY Rangers	1	at	Montreal	7
Mar. 22	NY Rangers	4	at	Montreal	2
Mar. 24	Montreal	3	at	NY Rangers	1
Mar. 25	Montreal	5	at	NY Rangers	3
Mar. 27	NY Rangers	0	at	Montreal	7

Montreal won best-of-seven series 4-1

Mar. 20	Toronto	2	at	Detroit	3
Mar. 22	Toronto	1	at	Detroit	3
Mar. 24	Detroit	5	at	Toronto	4 OT
Mar. 27	Detroit	0	at	Toronto	2
Mar. 29	Toronto	1	at	Detroit	3

Detroit won best-of-seven series 4-1

FINAL

Mar. 31	Detroit	4	at	Montreal	6
Apr. 3	Detroit	1	at	Montreal	5
Apr. 5	Montreal	1	at	Detroit	3
Apr. 8	Montreal	3	at	Detroit	0
Apr. 10	Detroit	1	at	Montreal	3

Montreal won best-of-seven series 4-1

1955-56 – Montreal Canadiens – Butch Bouchard (Captain), Bob Turner, Jean Béliveau, Bert Olmstead, Floyd Curry, Bernie Geoffrion, Jacques Plante, Doug Harvey, Claude Provost, Charlie Hodge, Henri Richard, Tom Johnson, Maurice Richard, Jackie LeClair, Dollard St. Laurent, Don Marshall, Jean-Guy Talbot, Dickie Moore, Ken Mosdell, Donat Raymond (President), Frank Selke (Managing Director), D'Alton Coleman, William Northey (Vice Presidents), Ken Reardon (Assistant Manager), Toe Blake (Coach), Hector Dubois, Gaston Bettez (Trainers).

1955

On March 17, Maurice Richard had been suspended for the remainder of the regular-season and playoffs for punching a linesman. The high-scoring right-winger's absence was sorely felt by the Canadiens.

In game two of the Final, Detroit's Ted Lindsay

scored four times to set a modern record for goals in a championship game, and the Red Wings won their 15th consecutive contest (including the regular season) to establish another NHL record. Lindsay then tallied one assist, his last of the series, in game four to tie Elmer Lach's record of 12 playoff assists set in 1946.

Gordie Howe set two records in the series. He amassed 12 points (five goals, seven assists) in the Final to establish a new mark, and snapped Toe Blake's overall playoff record with 20 points (nine goals, 11 assists) in 11 games.

For the first time in a best-of-seven final, the home team won all seven games.

SEMI-FINALS

Mar. 22	Toronto	4	at	Detroit	7
Mar. 24	Toronto	1	at	Detroit	2
Mar. 26	Detroit	2	at	Toronto	1
Mar. 29	Detroit	3	at	Toronto	0

Detroit won best-of-seven series 4-0

Mar. 22	Boston	0	at	Montreal	2
Mar. 24	Boston	1	at	Montreal	3
Mar. 27	Montreal	2	at	Boston	4
Mar. 29	Montreal	4	at	Boston	3 OT
Mar. 31	Boston	1	at	Montreal	5

Montreal won best-of-seven series 4-1

FINAL

Apr. 3	Montreal	2	at	Detroit	4
Apr. 5	Montreal	1	at	Detroit	7
Apr. 7	Detroit	2	at	Montreal	4
Apr. 9	Detroit	3	at	Montreal	5
Apr. 10	Montreal	1	at	Detroit	5
Apr. 12	Detroit	3	at	Montreal	6
Apr. 14	Montreal	1	at	Detroit	3

Detroit won best-of-seven series 4-3

1954-55 – Detroit Red Wings – Dutch Reibel, Terry Sawchuk, Jim Hay, Vic Stasiuk, Johnny Wilson, Gordie Howe, Red Kelly, Tony Leswick, Ted Lindsay (Captain), Marty Pavelich, Marcel Pronovost, Marcel Bonin, Alex Delvecchio, Bill Dineen, Bob Goldham, Benny Woit, Larry Hillman, Glen Skov, Bruce Norris (President), Marguerite Norris (President), Jack Adams (Manager), Jimmy Skinner (Coach), John Mitchell (Chief Scout), Fred Huber (Publicity Director), Carl Mattson, Lefty Wilson (Trainers).

1954

Tony Leswick's Cup-winning tally was only the second goal ever scored in overtime during the seventh and deciding game of a Stanley Cup Final series. Leswick, who notched the winner at 4:29 of the first extra period, matched the feat first accomplished by former Red Wing Pete Babando in 1950.

Marguerite Norris, president of the Detroit club, was presented with the Stanley Cup by NHL President Clarence Campbell at the conclusion of the series. She became the first woman in history to have her name engraved on the Stanley Cup.

SEMI-FINALS

Mar. 23	Toronto	0	at	Detroit	5
Mar. 25	Toronto	3	at	Detroit	1
Mar. 27	Detroit	3	at	Toronto	1
Mar. 30	Detroit	2	at	Toronto	1
Apr. 1	Toronto	3	at	Detroit	4 2OT

Detroit won best-of-seven series 4-1

Mar. 23	Boston	0	at	Montreal	2
Mar. 25	Boston	1	at	Montreal	8
Mar. 28	Montreal	4	at	Boston	3
Mar. 30	Montreal	2	at	Boston	0

Montreal won best-of-seven series 4-0

FINAL

Apr. 4	Montreal	1	at	Detroit	3
Apr. 6	Montreal	3	at	Detroit	1

Apr. 8	Detroit	5	at	Montreal	2
Apr. 10	Detroit	2	at	Montreal	0
Apr. 11	Montreal	1	at	Detroit	0 OT
Apr. 13	Detroit	1	at	Montreal	4
Apr. 16	Montreal	1	at	Detroit	2 OT

Detroit won best-of-seven series 4-3

1953-54 – Detroit Red Wings – Marty Pavelich, Jimmy Peters, Marcel Pronovost, Metro Prystai, Dutch Reibel, Terry Sawchuk, Bob Goldham, Gordie Howe, Earl Johnson, Red Kelly, Tony Leswick, Ted Lindsay (Captain), Keith Allen, Al Arbour, Alex Delvecchio, Bill Dineen, Gilles Dube, Dave Gatherum, Glen Skov, Johnny Wilson, Benny Woit, Bruce Norris (Owner), Marguerite Norris (President), Jack Adams (Manager), Tommy Ivan (Coach), John Mitchell (Chief Scout), Fred Huber (Publicity Director), Carl Mattson, Lefty Wilson (Trainers), Wally Crossman (Assistant Trainer).

1953

After goaltender Jacques Plante recorded a split decision in the first two games he ever played in the Stanley Cup Final, Canadiens coach Dick Irvin sent Gerry McNeil into the nets. The move resulted in two shutouts in the final three games as Montreal regained the Cup for the first time in seven years.

Elmer Lach scored the Cup-winning goal at 1:22 of overtime in the fifth and final game.

SEMI-FINALS

Mar. 24	Boston	0	at	Detroit	7
Mar. 26	Boston	5	at	Detroit	3
Mar. 29	Detroit	1	at	Boston	2 OT
Mar. 31	Detroit	2	at	Boston	6
Apr. 2	Boston	4	at	Detroit	6
Apr. 5	Detroit	2	at	Boston	4

Boston won best-of-seven series 4-2

Mar. 24	Chicago	1	at	Montreal	3
Mar. 26	Chicago	3	at	Montreal	4
Mar. 29	Montreal	1	at	Chicago	2 OT
Mar. 31	Montreal	1	at	Chicago	3
Apr. 2	Chicago	4	at	Montreal	2
Apr. 4	Montreal	3	at	Chicago	0
Apr. 7	Chicago	1	at	Montreal	4

Montreal won best-of-seven series 4-3

FINAL

Apr. 9	Boston	2	at	Montreal	4
Apr. 11	Boston	4	at	Montreal	1
Apr. 12	Montreal	3	at	Boston	0
Apr. 14	Montreal	7	at	Boston	3
Apr. 16	Boston	0	at	Montreal	1 OT

Montreal won best-of-seven series 4-1

1952-53 – Montreal Canadiens – Floyd Curry, Bernie Geoffrion, Bert Olmstead, Paul Meger, Dick Gamble, Dickie Moore, Tom Johnson, Bud MacPherson, Billy Reay, Ken Mosdell, Paul Masnick, John McCormack, Butch Bouchard (Captain), Maurice Richard, Elmer Lach, Gerry McNeil, Doug Harvey, Dollard St. Laurent, Jacques Plante, Lorne Davis, Calum MacKay, Eddie Mazur, Doug Anderson, Donat Raymond (President), Dalton Coleman (Director), William Northey (Special Advisor), Frank Selke (Manager), Dick Irvin (Coach), Hector Dubois, Gaston Bettez (Trainers).

1952

Terry Sawchuk made his debut in the Cup Final and rose to the occasion, recording two shutouts and limiting Montreal to just two goals during the four-game series. Meanwhile, Gordie Howe contributed his first two career goals in a Stanley Cup championship series.

The Red Wings set an NHL record by winning all eight postseason games, including a four-game sweep over Toronto in the first round.

SEMI-FINALS

Mar. 25	Toronto	0	at	Detroit	3
Mar. 27	Toronto	0	at	Detroit	1
Mar. 29	Detroit	6	at	Toronto	2
Apr. 1	Detroit	3	at	Toronto	1

Detroit won best-of-seven series 4-0

Mar. 25	Boston	1	at	Montreal	5
Mar. 27	Boston	0	at	Montreal	4
Mar. 30	Montreal	1	at	Boston	4
Apr. 1	Montreal	2	at	Boston	3
Apr. 3	Boston	1	at	Montreal	0
Apr. 6	Montreal	3	at	Boston	2 2OT
Apr. 8	Boston	1	at	Montreal	3

Montreal won best-of-seven series 4-3

FINAL

Apr. 10	Detroit	3	at	Montreal	1
Apr. 12	Detroit	2	at	Montreal	1
Apr. 13	Montreal	0	at	Detroit	3
Apr. 15	Montreal	0	at	Detroit	3

Detroit won best-of-seven series 4-0

1951-52 – Detroit Red Wings – Metro Prystai, Leo Reise Jr., Terry Sawchuk, Enio Scisizzi, Glen Skov, Vic Stasiuk, Gordie Howe, Red Kelly, Tony Leswick, Ted Lindsay, Marty Pavelich, Marcel Pronovost, Sid Abel (Captain), Alex Delvecchio, Fred Glover, Bob Goldham, Glenn Hall, Benny Woit, Johnny Wilson, Larry Zeidel; James Norris (President), Bruce Norris (Owner), Jack Adams (Manager), Tommy Ivan (Coach), Fred Huber (Publicity Director), Carson Cooper (Scout), Carl Mattson, Lefty Wilson (Trainers), Wally Crossman (Assistant Trainer).

1951

The 1951 series distinguished itself as the only Stanley Cup Final in which every game ended in overtime. Sid Smith, Ted Kennedy, Harry Watson and Bill Barilko notched the overtime winners for Toronto, while Maurice "Rocket" Richard scored goals in all five contests for Montreal.

Richard's overtime tally was his second in a final series and the fourth of his playoff career, breaking the record of three set by Boston's Mel Hill in 1939.

For Barilko, his overtime goal would be his last as the rugged defenseman died tragically in a plane crash during the summer.

SEMI-FINALS

Mar. 27	Montreal	3	at	Detroit	2 4OT
Mar. 29	Montreal	1	at	Detroit	0 3OT
Mar. 31	Detroit	2	at	Montreal	0
Apr. 3	Detroit	4	at	Montreal	1
Apr. 5	Montreal	5	at	Detroit	2
Apr. 7	Detroit	2	at	Montreal	3

Montreal won best-of-seven series 4-2

Mar. 28	Boston	2	at	Toronto	0
Mar. 31	Boston	1	at	Toronto	1 OT*
Apr. 1	Toronto	3	at	Boston	0
Apr. 3	Toronto	3	at	Boston	1
Apr. 7	Boston	1	at	Toronto	4
Apr. 8	Toronto	6	at	Boston	0

* game called after one overtime period due to curfew.

Toronto won best-of-seven series 4-1

FINAL

Apr. 11	Montreal	2	at	Toronto	3 OT
Apr. 14	Montreal	3	at	Toronto	2 OT
Apr. 17	Toronto	2	at	Montreal	1 OT
Apr. 19	Toronto	3	at	Montreal	2 OT
Apr. 21	Montreal	2	at	Toronto	3 OT

Toronto won best-of-seven series 4-1

1950-51 – Toronto Maple Leafs – Bill Barilko, Max Bentley, Hugh Bolton, Turk Broda, Fern Flaman, Cal Gardner, Bob Hassard, Bill Juzda, Ted Kennedy

(Captain), Joe Klukay, Danny Lewicki, Fleming MacKell, Howie Meeker, Gus Mortson, John McCormack, Al Rollins, Tod Sloan, Sid Smith, Jimmy Thomson, Ray Timgren, Harry Watson; Joe Primeau (Coach), Bill MacBrien (Chairman), Conn Smythe (President/Manager), Hap Day (Assistant Manager), George McCullagh, J.Y. Murdoch (Vice Presidents), J.P. Bickell, Ed Bickle (Directors), Tim Daly (Trainer), Archie Campbell, Tommy Naylor (Assistant Trainers), Dr. Norman Delarue, Dr. James Murray, Dr. Horace MacIntyre (Club Doctors), Ed Fitkin (Publicity Director), Squib Walker (Chief Scout).

1950

Bumped from Madison Square Garden by the circus, the New York Rangers opted to play games two and three in Toronto.

Gordie Howe failed to appear for Detroit in this series as a result of a serious head injury sustained in the first game of the playoffs. After sliding head first into the boards, Howe required surgery to repair a fractured nose and cheekbone. Despite the seriousness of the injury, he resumed his career the following season.

Even without Howe, Detroit managed to capture the Cup in seven games, but not without a fight. New York battled Detroit to a 3-3 tie at the end of regulation in game seven, which the Red Wings' Pete Babando ultimately ended at the 28:31 mark of overtime. Babando's goal was the first sudden-death tally ever scored in the seventh game of a final series.

New York's Don Raleigh set a record that would remain unmatched until 1993 when he scored two overtime goals in one Stanley Cup Final series.

SEMI-FINALS

Mar. 28	Toronto	5	at	Detroit	0
Mar. 30	Toronto	1	at	Detroit	3
Apr. 1	Detroit	0	at	Toronto	2
Apr. 4	Detroit	2	at	Toronto	1 2OT
Apr. 6	Toronto	2	at	Detroit	0
Apr. 8	Detroit	4	at	Toronto	0
Apr. 9	Toronto	0	at	Detroit	1 OT

Detroit won best-of-seven series 4-3

Mar. 29	Montreal	1	at	NY Rangers	3
Apr. 1	NY Rangers	3	at	Montreal	2
Apr. 2	Montreal	1	at	NY Rangers	4
Apr. 4	NY Rangers	2	at	Montreal	3 OT
Apr. 6	NY Rangers	3	at	Montreal	0

NY Rangers won best-of-seven series 4-1

FINAL

Apr. 11	NY Rangers	1	at	Detroit	4
Apr. 13	Detroit	1	vs.	NY Rangers	3 *
Apr. 15	Detroit	4	vs.	NY Rangers	0 *
Apr. 18	NY Rangers	4	at	Detroit	3 OT
Apr. 20	NY Rangers	2	at	Detroit	1 OT
Apr. 22	NY Rangers	4	at	Detroit	5
Apr. 23	NY Rangers	3	at	Detroit	4 2OT

* played in Toronto

Detroit won best-of-seven series 4-3

1949-50 – Detroit Red Wings – Sid Abel (Captain), Pete Babando, Steve Black, Joe Carveth, Gerry Couture, Al Dewsbury, Lee Fogolin, George Gee, Gordie Howe, Red Kelly, Ted Lindsay, Harry Lumley, Clare Martin, Jim McFadden, Max McNab, Marty Pavelich, Jimmy Peters, Marcel Pronovost, Leo Reise Jr., Jack Stewart, Johnny Wilson, Larry Wilson, Doug McKay; James Norris (President), James Norris Jr. (Vice President), Arthur Wirtz (Secretary Treasurer), Jack Adams (Manager), Tommy Ivan (Coach), Fred Huber Jr. (Publicity Director), Carson Cooper (Head Scout), Carl Mattson (Trainer), Walter Humeniuk (Assistant Trainer).

1949

The Toronto Maple Leafs established two NHL records in this 1949 series. Most significantly, they captured their third straight Stanley Cup title, a feat last accomplished 44 years earlier by the Ottawa Silver Seven. They had also won an unprecedented ninth straight game in the Final dating back to April 19, 1947.

SEMI-FINALS

Mar. 22	Montreal	1	at	Detroit	2 3OT
Mar. 24	Montreal	4	at	Detroit	3 OT
Mar. 26	Detroit	2	at	Montreal	3
Mar. 29	Detroit	3	at	Montreal	1
Mar. 31	Montreal	1	at	Detroit	3
Apr. 2	Detroit	1	at	Montreal	3
Apr. 5	Montreal	1	at	Detroit	3

Detroit won best-of-seven series 4-3

Mar. 22	Toronto	3	at	Boston	0
Mar. 24	Toronto	3	at	Boston	2
Mar. 26	Boston	5	at	Toronto	4 OT
Mar. 29	Boston	1	at	Toronto	3
Mar. 30	Toronto	3	at	Boston	2

Toronto won best-of-seven series 4-1

FINAL

Apr. 8	Toronto	3	at	Detroit	2 OT
Apr. 10	Toronto	3	at	Detroit	1
Apr. 13	Detroit	1	at	Toronto	3
Apr. 16	Detroit	1	at	Toronto	3

Toronto won best-of-seven series 4-0

1948-49 – Toronto Maple Leafs – Bill Barilko, Max Bentley, Garth Boesch, Turk Broda, Bob Dawes, Bill Ezinicki, Cal Gardner, Bill Juzda, Ted Kennedy (Captain), Joe Klukay, Vic Lynn, Howie Meeker, Don Metz, Fleming MacKell, Gus Mortson, Sid Smith, Harry Taylor, Ray Timgren, Jimmy Thomson, Harry Watson; Hap Day (Coach), Bill MacBrien (Chairman), Conn Smythe (President/Manager), George McCullagh, J.Y. Murdoch (Vice Presidents), J.P. Bickell, Ed Bickle (Directors), Tim Daly (Trainer), Archie Campbell (Assistant Trainer), Dr. Norman Delarue, Dr. James Murray, Dr. Horace MacIntyre (Club Doctors), Ed Fitkin (Publicity Director), Squib Walker (Chief Scout), Kerry Day (Mascot).

1948

The series marked the beginning and end of two great Stanley Cup careers. For Detroit's Gordie Howe, it was an introduction to the rigors of championship competition. For Toronto's Syl Apps, who scored one goal in game four, it meant the conclusion of a Hall-of-Fame career.

Toronto became the fourth NHL team to repeat as Stanley Cup champions, joining the Ottawa Senators (1920-1921), Montreal Canadiens (1930-1931) and Detroit Red Wings (1936-1937).

SEMI-FINALS

Mar. 24	Boston	4	at	Toronto	5 OT
Mar. 27	Boston	3	at	Toronto	5
Mar. 30	Toronto	5	at	Boston	1
Apr. 1	Toronto	2	at	Boston	3
Apr. 3	Boston	2	at	Toronto	3

Toronto won best-of-seven series 4-1

Mar. 24	NY Rangers	1	at	Detroit	2
Mar. 26	NY Rangers	2	at	Detroit	5
Mar. 28	Detroit	2	at	NY Rangers	3
Mar. 30	Detroit	1	at	NY Rangers	3
Apr. 1	NY Rangers	1	at	Detroit	3
Apr. 4	Detroit	4	at	NY Rangers	2

Detroit won best-of-seven series 4-2

FINAL

Apr. 7	Detroit	3	at	Toronto	5
--------	---------	---	----	---------	---

Apr. 10	Detroit	2	at	Toronto	4
Apr. 11	Toronto	2	at	Detroit	0
Apr. 14	Toronto	7	at	Detroit	2

Toronto won best-of-seven series 4-0

1947-48 – Toronto Maple Leafs – Syl Apps (Captain), Bill Barilko, Max Bentley, Garth Boesch, Turk Broda, Les Costello, Bill Ezinicki, Ted Kennedy, Joe Klukay, Vic Lynn, Howie Meeker, Nick Metz, Don Metz, Gus Mortson, Phil Samis, Sid Smith, Wally Stanowski, Jimmy Thomson, Harry Watson; Hap Day (Coach), Conn Smythe (Manager), Tim Daly (Trainer).

1947

The Toronto Maple Leafs were a “new look” club in 1946-47. Young players like Calder Trophy-winner Howie Meeker, Bill Barilko and Bill Ezinicki were new performers in the Leafs’ overhauled lineup.

In the first all-Canadian final in 12 years, the Maple Leafs defeated the Canadiens in six games. Toronto’s Ted Kennedy potted three goals in the series, including the Cup-winner in the closing match. The Leafs were the youngest NHL team to win the Stanley Cup.

SEMI-FINALS

Mar. 25	Boston	1	at	Montreal	3
Mar. 27	Boston	1	at	Montreal	2 OT
Mar. 29	Montreal	2	at	Boston	4
Apr. 1	Montreal	5	at	Boston	1
Apr. 3	Boston	3	at	Montreal	4 2OT

Montreal won best-of-seven series 4-1

Mar. 26	Detroit	2	at	Toronto	3 OT
Mar. 29	Detroit	9	at	Toronto	1
Apr. 1	Toronto	4	at	Detroit	1
Apr. 3	Toronto	4	at	Detroit	1
Apr. 5	Detroit	1	at	Toronto	6

Toronto won best-of-seven series 4-1

FINAL

Apr. 8	Toronto	0	at	Montreal	6
Apr. 10	Toronto	4	at	Montreal	0
Apr. 12	Montreal	2	at	Toronto	4
Apr. 15	Montreal	1	at	Toronto	2 OT
Apr. 17	Toronto	1	at	Montreal	3
Apr. 19	Montreal	1	at	Toronto	2

Toronto won best-of-seven series 4-2

1946-47 – Toronto Maple Leafs – Turk Broda, Garth Boesch, Gus Mortson, Jimmy Thomson, Wally Stanowski, Bill Barilko, Harry Watson, Bud Poile, Ted Kennedy, Syl Apps (Captain), Don Metz, Nick Metz, Bill Ezinicki, Vic Lynn, Howie Meeker, Gaye Stewart, Joe Klukay, Gus Bodnar, Bob Goldham; Conn Smythe (Manager), Hap Day (Coach), Tim Daly (Trainer).

1946

Two high-scoring forward units met in the NHL’s first post-World War II Stanley Cup Final. Boston was led by the Kraut Line of Bobby Bauer, Milt Schmidt and Woody Dumart. The Canadiens featured the Punch Line of Maurice “Rocket” Richard, Elmer Lach and Toe Blake. In game one, Richard scored the first of his six play-off overtime goals and the first of his record three career overtime tallies in the Final.

The Canadiens won a close, hard-fought series in five games, with three contests requiring overtime.

SEMI-FINALS

Mar. 19	Chicago	2	at	Montreal	6
Mar. 21	Chicago	1	at	Montreal	5
Mar. 24	Montreal	8	at	Chicago	2
Mar. 26	Montreal	7	at	Chicago	2

Montreal won best-of-seven series 4-0

Mar. 19	Detroit	1	at	Boston	3
---------	---------	---	----	--------	---

Mar. 21	Detroit	3	at	Boston	0
Mar. 24	Boston	5	at	Detroit	2
Mar. 26	Boston	4	at	Detroit	1
Mar. 28	Detroit	3	at	Boston	4 OT

Boston won best-of-seven series 4-1

FINAL

Mar. 30	Boston	3	at	Montreal	4 OT
Apr. 2	Boston	2	at	Montreal	3 OT
Apr. 4	Montreal	4	at	Boston	2
Apr. 7	Montreal	2	at	Boston	3 OT
Apr. 9	Boston	3	at	Montreal	6

Montreal won best-of-seven series 4-1

1945-46 – Montreal Canadiens – Elmer Lach, Toe Blake (Captain), Maurice Richard, Bob Fillion, Dutch Hiller, Murph Chamberlain, Ken Mosdell, Buddy O’Connor, Glen Harmon, Jimmy Peters, Butch Bouchard, Billy Reay, Ken Reardon, Leo Lamoureux, Frank Eddolls, Gerry Plamondon, Joe Benoit, Bill Durnan; Tommy Gorman (Manager), Dick Irvin (Coach), Ernie Cook (Trainer).

1945

Two rookie goaltenders — Toronto’s Frank McCool and Detroit’s Harry Lumley — manned the opposing nets in the Stanley Cup Final for the first time. McCool, who never played in another final series, posted shutouts in the each of the first three games to set a new Stanley Cup Final record, while Lumley rebounded with two of his own in games five and six to knot the series at three games apiece.

SEMI-FINALS

Mar. 20	Toronto	1	at	Montreal	0
Mar. 22	Toronto	3	at	Montreal	2
Mar. 24	Montreal	4	at	Toronto	1
Mar. 27	Montreal	3	at	Toronto	4 OT
Mar. 29	Toronto	3	at	Montreal	10
Mar. 31	Montreal	2	at	Toronto	3

Toronto won best-of-seven series 4-2

Mar. 20	Boston	4	at	Detroit	3
Mar. 22	Boston	4	at	Detroit	2
Mar. 25	Detroit	3	at	Boston	2
Mar. 27	Detroit	3	at	Boston	2
Mar. 29	Boston	2	at	Detroit	3 OT
Apr. 1	Detroit	3	at	Boston	5
Apr. 3	Boston	3	at	Detroit	5

Detroit won best-of-seven series 4-3

FINAL

Apr. 6	Toronto	1	at	Detroit	0
Apr. 8	Toronto	2	at	Detroit	0
Apr. 12	Detroit	0	at	Toronto	1
Apr. 14	Detroit	5	at	Toronto	3
Apr. 19	Toronto	0	at	Detroit	2
Apr. 21	Detroit	1	at	Toronto	0 OT
Apr. 22	Toronto	2	at	Detroit	1

Toronto won best-of-seven series 4-3

1944-45 – Toronto Maple Leafs – Don Metz, Frank McCool, Wally Stanowski, Reg Hamilton, Moe Morris, John McCreedy, Tom O’Neill, Ted Kennedy, Babe Pratt, Gus Bodnar, Art Jackson, Jack McLean, Mel Hill, Nick Metz, Bob Davidson (Captain), Sweeney Schriner, Lorne Carr, Pete Backor, Ross Johnstone; Conn Smythe (Manager), Frank Selke (Business Manager), Hap Day (Coach), Tim Daly (Trainer).

1944

Making his Stanley Cup debut, Maurice “Rocket” Richard scored five goals, including the first of his NHL-record three career hat tricks in the Final, in game two. In total, the Punch Line of Elmer Lach, Toe Blake and Richard combined for 10 of the Canadiens’ 16 goals in the series, including all five Montreal scores in the finale. Blake netted the Cup-winning goal at 9:12 of the first overtime period in game four, marking the fourth

time an NHL player had clinched the Cup with a sudden-death tally.

In that final overtime contest, Canadiens goaltender Bill Durnan stonewalled Chicago’s Virgil Johnson on a penalty shot as the Canadiens went on to win 5-4 on Blake’s goal.

The victory gave the Canadiens their first Stanley Cup championship since 1931.

SEMI-FINALS

Mar. 21	Toronto	3	at	Montreal	1
Mar. 23	Toronto	1	at	Montreal	5
Mar. 25	Montreal	2	at	Toronto	1
Mar. 28	Montreal	4	at	Toronto	1
Mar. 30	Toronto	0	at	Montreal	11

Montreal won best-of-seven series 4-1

Mar. 21	Chicago	2	at	Detroit	1
Mar. 23	Chicago	1	at	Detroit	4
Mar. 26	Detroit	0	at	Chicago	2
Mar. 28	Detroit	1	at	Chicago	7
Mar. 30	Chicago	5	at	Detroit	2

Chicago won best-of-seven series 4-1

FINAL

Apr. 4	Chicago	1	at	Montreal	5
Apr. 6	Montreal	3	at	Chicago	1
Apr. 9	Montreal	3	at	Chicago	2
Apr. 13	Chicago	4	at	Montreal	5 OT

Montreal won best-of-seven series 4-0

1943-44 – Montreal Canadiens – Toe Blake (Captain), Maurice Richard, Elmer Lach, Ray Getliffe, Murph Chamberlain, Phil Watson, Butch Bouchard, Glen Harmon, Buddy O’Connor, Gerry Heffernan, Mike McMahon, Leo Lamoureux, Fern Majeau, Bob Fillion, Bill Durnan; Tommy Gorman (Manager), Dick Irvin (Coach), Ernie Cook (Trainer).

1943

A new era in hockey history was ushered in with the 1942-43 season. The departure of the New York Americans franchise left the NHL with just the New York Rangers, Boston Bruins, Chicago Black Hawks, Detroit Red Wings, Toronto Maple Leafs and Montreal Canadiens — the so-called “Original Six.”

After losing the Stanley Cup Final in 1941 and 1942, the Red Wings’ third straight trip to the Final proved to be the charm as they swept the Bruins, avenging the similar treatment they had received from Boston two years before. Goaltender Johnny Mowers blanked the Bruins at Boston Garden in the last two games to ice the championship.

SEMI-FINALS

Mar. 21	Toronto	2	at	Detroit	4
Mar. 23	Toronto	3	at	Detroit	2 4OT
Mar. 25	Detroit	4	at	Toronto	2
Mar. 27	Detroit	3	at	Toronto	6
Mar. 28	Toronto	2	at	Detroit	4
Mar. 30	Detroit	3	at	Toronto	2 OT

Detroit won best-of-seven series 4-2

Mar. 21	Montreal	4	at	Boston	5 OT
Mar. 23	Montreal	3	at	Boston	5
Mar. 25	Boston	3	at	Montreal	2 OT
Mar. 27	Boston	0	at	Montreal	4
Mar. 30	Montreal	4	at	Boston	5 OT

Boston won best-of-seven series 4-1

FINAL

Apr. 1	Boston	2	at	Detroit	6
Apr. 4	Boston	3	at	Detroit	4
Apr. 7	Detroit	4	at	Boston	0
Apr. 8	Detroit	2	at	Boston	0

Detroit won best-of-seven series 4-0

1942-43 – Detroit Red Wings – Jack Stewart, Jimmy Orlando, Sid Abel (captain), Alex Motter, Harry

Watson, Joe Carveth, Mud Bruneteau, Eddie Wares, Johnny Mowers, Cully Simon, Don Grosso, Carl Liscombe, Connie Brown, Syd Howe, Les Douglas, Harold Jackson, Joe Fisher, Adam Brown; Jack Adams (Manager), Ebbie Goodfellow (Playing Coach), Honey Walker (Trainer).

1942

In the most remarkable comeback in Stanley Cup history, Toronto rebounded from a 3–0 deficit to win the series in seven games. The feat has never been duplicated in the Final.

The Maple Leafs hosted the first crowd of over 16,000 in Canada in game seven.

SERIES A - SEMI-FINALS

Mar. 21	NY Rangers	1	at	Toronto	3
Mar. 22	Toronto	4	at	NY Rangers	2
Mar. 24	Toronto	0	at	NY Rangers	3
Mar. 28	NY Rangers	1	at	Toronto	2
Mar. 29	Toronto	1	at	NY Rangers	3
Mar. 31	NY Rangers	2	at	Toronto	3

Toronto won best-of-seven series 4–2

SERIES B AND C - QUARTER-FINALS

Mar. 22	Boston	2	at	Chicago	1 OT
Mar. 24	Chicago	4	at	Boston	0
Mar. 26	Chicago	2	at	Boston	3

Boston won best-of-three series 2–1

Mar. 22	Montreal	1	at	Detroit	2
Mar. 24	Detroit	0	at	Montreal	5
Mar. 26	Montreal	2	at	Detroit	6

Detroit won best-of-three series 2–1

SERIES D - SEMI-FINALS

Mar. 29	Detroit	6	at	Boston	4
Mar. 31	Boston	1	at	Detroit	3

Detroit won best-of-three series 2–0

SERIES E - FINAL

Apr. 4	Detroit	3	at	Toronto	2
Apr. 7	Detroit	4	at	Toronto	2
Apr. 9	Toronto	2	at	Detroit	5
Apr. 12	Toronto	4	at	Detroit	3
Apr. 14	Detroit	3	at	Toronto	9
Apr. 16	Toronto	3	at	Detroit	0
Apr. 18	Detroit	1	at	Toronto	3

Toronto won best-of-seven series 4–3

1941–42 – Toronto Maple Leafs – Wally Stanowski, Syl Apps (Captain), Bob Goldham, Gordie Drillon, Hank Goldup, Ernie Dickens, Sweeney Schriner, Bucko McDonald, Bob Davidson, Nick Metz, Bingo Kampman, Don Metz, Gaye Stewart, Turk Broda, John McCreedy, Lorne Carr, Pete Langelle, Billy Taylor, Reg Hamilton; Conn Smythe (Manager), Hap Day (Coach), Frank Selke (Business Manager), Tim Daly (Trainer).

1941

In the third best-of-seven series ever played in the Stanley Cup Final, Boston became the first to win in four straight games. Since the National Hockey League was formed in 1917, only five teams — the 1924 and 1930 Montreal Canadiens and the 1929 Boston Bruins in two straight; the 1932 Toronto Maple Leafs and 1935 Montreal Maroons in three straight — had ever won the Cup in the fewest possible games.

SERIES A - SEMI-FINALS

Mar. 20	Toronto	0	at	Boston	3
Mar. 22	Toronto	5	at	Boston	3
Mar. 25	Boston	2	at	Toronto	7
Mar. 27	Boston	2	at	Toronto	1
Mar. 29	Toronto	2	at	Boston	1 OT
Apr. 1	Boston	2	at	Toronto	1
Apr. 3	Toronto	1	at	Boston	2

Boston won best-of-seven series 4–3

SERIES B AND C - QUARTER-FINALS

Mar. 20	NY Rangers	1	at	Detroit	2 OT
Mar. 23	Detroit	1	at	NY Rangers	3
Mar. 25	NY Rangers	2	at	Detroit	3

Detroit won best-of-three series 2–1

Mar. 20	Montreal	1	at	Chicago	2
Mar. 22	Chicago	3	at	Montreal	4 2OT
Mar. 25	Montreal	2	at	Chicago	3

Chicago won best-of-three series 2–1

SERIES D - SEMI-FINALS

Mar. 27	Chicago	1	at	Detroit	3
Mar. 30	Detroit	2	at	Chicago	1 OT

Detroit won best-of-three series 2–0

SERIES E - FINAL

Apr. 6	Detroit	2	at	Boston	3
Apr. 8	Detroit	1	at	Boston	2
Apr. 10	Boston	4	at	Detroit	2
Apr. 12	Boston	3	at	Detroit	1

Boston won best-of-seven series 4–0

1940–41 – Boston Bruins – Bill Cowley, Des Smith, Dit Clapper (Captain), Frank Brimsek, Flash Hollett, Jack Crawford, Bobby Bauer, Pat McReavy, Herb Cain, Mel Hill, Milt Schmidt, Woody Dumart, Roy Conacher, Terry Reardon, Art Jackson, Eddie Wiseman, Jack Shewchuck; Art Ross (Manager), Cooney Weiland (Coach), Win Green (Trainer).

1940

With the circus heading towards New York, the Rangers were forced to play the first two games of the Final on consecutive nights before vacating Madison Square Garden for the rest of the series.

Three of the Rangers' four game-winning goals were scored in overtime, including the Cup-winner by Bryan Hextall in game six. It marked the third time in NHL history that the last goal of the season had been tallied in sudden-death.

Lynn and Murray Patrick skated for the winners to become the third and fourth members of the Patrick family, joining father (and Rangers manager) Lester and uncle Frank (1915 Vancouver), to have their names engraved on the Stanley Cup.

SERIES A - SEMI-FINALS

Mar. 19	Boston	0	at	NY Rangers	4
Mar. 21	NY Rangers	2	at	Boston	4
Mar. 24	NY Rangers	3	at	Boston	4
Mar. 26	Boston	0	at	NY Rangers	1
Mar. 28	NY Rangers	1	at	Boston	0
Mar. 30	Boston	1	at	NY Rangers	4

NY Rangers won best-of-seven series 4–2

SERIES B AND C - QUARTER-FINALS

Mar. 19	Chicago	2	at	Toronto	3 OT
Mar. 21	Toronto	2	at	Chicago	1

Toronto won best-of-three series 2–0

Mar. 19	NY Americans	1	at	Detroit	2 OT
Mar. 22	Detroit	4	at	NY Americans	5
Mar. 24	NY Americans	1	at	Detroit	3

Detroit won best-of-three series 2–1

SERIES D - SEMI-FINALS

Mar. 26	Detroit	1	at	Toronto	2
Mar. 28	Toronto	3	at	Detroit	1

Toronto won best-of-three series 2–0

SERIES E - FINAL

Apr. 2	Toronto	1	at	NY Rangers	2 OT
Apr. 3	Toronto	2	at	NY Rangers	6
Apr. 6	NY Rangers	1	at	Toronto	2
Apr. 9	NY Rangers	0	at	Toronto	3
Apr. 11	NY Rangers	2	at	Toronto	1 2OT
Apr. 13	NY Rangers	3	at	Toronto	2 OT

NY Rangers won best-of-seven series 4–2

1939–40 – New York Rangers – Dave Kerr, Art Coulter (Captain), Ott Heller, Alex Shibicky, Mac Colville, Neil Colville, Phil Watson, Lynn Patrick, Clint Smith, Muzz Patrick, Babe Pratt, Bryan Hextall, Kilby

MacDonald, Dutch Hiller, Alf Pike, Stan Smith; Lester Patrick (Manager), Frank Boucher (Coach), Harry Westeryby (Trainer).

1939

The NHL expanded the Stanley Cup Final to a best-of-seven format, though it took the Bruins only five games to defeat the Maple Leafs.

Boston goaltender Frank Brimsek held Toronto to just six goals in five games as the Bruins took the Cup for the first time in 10 seasons.

Mel Hill of Boston, who earlier set an NHL record with three overtime goals in the first round of the playoffs, scored twice in the series, and Bill Cowley led all playoff scorers with 11 assists and 14 points, setting modern-era playoff records in both categories.

SERIES A - SEMI-FINALS

Mar. 21	Boston	2	at	NY Rangers	1 3OT
Mar. 23	NY Rangers	2	at	Boston	3 OT
Mar. 26	NY Rangers	1	at	Boston	4
Mar. 28	Boston	1	at	NY Rangers	2
Mar. 30	NY Rangers	2	at	Boston	1 OT
Apr. 1	Boston	1	at	NY Rangers	3
Apr. 2	NY Rangers	1	at	Boston	2 3OT

Boston won best-of-seven series 4–3

SERIES B AND C - QUARTER-FINALS

Mar. 21	NY Americans	0	at	Toronto	4
Mar. 23	Toronto	2	at	NY Americans	0

Toronto won best-of-three series 2–0

Mar. 21	Detroit	0	at	Montreal	2
Mar. 23	Montreal	3	at	Detroit	7
Mar. 26	Montreal	0	at	Detroit	1 OT

Detroit won best-of-three series 2–1

SERIES D - SEMI-FINALS

Mar. 28	Detroit	1	at	Toronto	4
Mar. 30	Toronto	1	at	Detroit	3
Apr. 1	Detroit	4	at	Toronto	5 OT

Toronto won best-of-three series 2–1

SERIES E - FINAL

Apr. 6	Toronto	1	at	Boston	2
Apr. 9	Toronto	3	at	Boston	2 OT
Apr. 11	Boston	3	at	Toronto	1
Apr. 13	Boston	2	at	Toronto	0
Apr. 16	Toronto	1	at	Boston	3

Boston won best-of-seven series 4–1

1938–39 – Boston Bruins – Bobby Bauer, Mel Hill, Flash Hollett, Roy Conacher, Gord Pettinger, Charlie Sands, Milt Schmidt, Woody Dumart, Jack Crawford, Ray Getliffe, Frank Brimsek, Eddie Shore, Dit Clapper, Bill Cowley, Jack Portland, Red Hamill, Harry Frost, Cooney Weiland (Captain); Art Ross (Manager/Coach), Win Green (Trainer).

1938

The Black Hawks faced the start of the Stanley Cup Final without goaltender Mike Karakas, who had played every game during the season but broke his big toe on April 3. Chicago was forced to sign journeyman netminder Alfie Moore, who played game one and posted a win in his only Stanley Cup Final appearance.

Following the victory, NHL President Frank Calder ruled Moore ineligible for further play, and Chicago had to call on minor-league goalie Paul Goodman, who lost his first NHL start in game two.

Karakas finally returned with a steel-capped boot to protect his toe and won both starts, while teammate Doc Romnes wore a football helmet to guard a broken nose and scored the winning goal in game three before a record crowd of 18,497.

Eight American-born players — Karakas, Romnes, Alex Levinsky, Carl Voss, Cully Dahlstrom, Roger Jenkins, Lou Trudel and Virgil

Johnson — skated for the Black Hawks to set a record (not broken until 1995) for U.S. talent on a Cup winner.

SERIES A - SEMI-FINALS

Mar. 24	Boston	0	at	Toronto	1	2OT
Mar. 26	Boston	1	at	Toronto	2	
Mar. 29	Toronto	3	at	Boston	2	OT

Toronto won best-of-five series 3-0

SERIES B AND C - QUARTER-FINALS

Mar. 22	NY Americans	2	at	NY Rangers	1	2OT
Mar. 24	NY Rangers	4	at	NY Americans	3	
Mar. 27	NY Americans	3	at	NY Rangers	2	4OT

NY Americans won best-of-three series 2-1

Mar. 22	Chicago	4	at	Montreal	6	
Mar. 24	Montreal	0	at	Chicago	4	
Mar. 26	Chicago	3	at	Montreal	2	OT

Chicago won best-of-three series 2-1

SERIES D - SEMI-FINALS

Mar. 29	Chicago	1	at	NY Americans	3	
Mar. 31	NY Americans	0	at	Chicago	1	2OT
Apr. 3	Chicago	3	at	NY Americans	2	

Chicago won best-of-three series 2-1

SERIES E - FINAL

Apr. 5	Chicago	3	at	Toronto	1	
Apr. 7	Chicago	1	at	Toronto	5	
Apr. 10	Toronto	1	at	Chicago	2	
Apr. 12	Toronto	1	at	Chicago	4	

Chicago won best-of-five series 3-1

1937-38 — Chicago Black Hawks — Art Wiebe, Carl Voss, Harold Jackson, Mike Karakas, Mush March, Jack Shill, Earl Seibert, Cully Dahlstrom, Alex Levinsky, Johnny Gottselig (Captain), Lou Trudel, Pete Palangio, Bill MacKenzie, Doc Romnes, Paul Thompson, Roger Jenkins, Alfie Moore, Bert Connelly, Virgil Johnson, Paul Goodman; Bill Tobin (Manager), Bill Stewart (Coach), Eddie Froelich (Trainer).

1937

The Rangers, turned away from Madison Square Garden once again by the incoming circus after game one, agreed to play the remainder of the series on Detroit's home ice.

First-year goaltender Earl Robertson, who would never play a regular-season game for the Red Wings during his career, became the first rookie netminder to post two shutouts in the Final, blanking the Rangers in the last two games of the series.

With their second straight Stanley Cup title, Detroit became the first U.S.-based squad to repeat as champions.

SERIES A - SEMI-FINALS

Mar. 23	Montreal	0	at	Detroit	4	
Mar. 25	Montreal	1	at	Detroit	5	
Mar. 27	Detroit	1	at	Montreal	3	
Mar. 30	Detroit	1	at	Montreal	3	
Apr. 1	Detroit	2	at	Montreal	1	3OT

Detroit won best-of-five series 3-2

SERIES B AND C - QUARTER-FINALS

Mar. 23	Boston	1	at	Mtl. Maroons	4	
Mar. 25	Mtl. Maroons	0	at	Boston	4	
Mar. 28	Mtl. Maroons	4	at	Boston	1	

Mtl. Maroons won best-of-three series 2-1

Mar. 23	NY Rangers	3	at	Toronto	0	
Mar. 25	Toronto	1	at	NY Rangers	2	OT

NY Rangers won best-of-three series 2-0

SERIES D - SEMI-FINALS

Apr. 1	Mtl. Maroons	0	at	NY Rangers	1	
Apr. 3	NY Rangers	4	at	Mtl. Maroons	0	

NY Rangers won best-of-three series 2-0

SERIES E - FINAL

Apr. 6	Detroit	1	at	NY Rangers	5	
Apr. 8	NY Rangers	2	at	Detroit	4	

Apr. 11	NY Rangers	1	at	Detroit	0	
Apr. 13	NY Rangers	0	at	Detroit	1	
Apr. 15	NY Rangers	0	at	Detroit	3	

Detroit won best-of-five series 3-2

1936-37 — Detroit Red Wings — Normie Smith, Pete Kelly, Larry Aurie, Herbie Lewis, Hec Kilrea, Mud Bruneteau, Syd Howe, Wally Kilrea, Jimmy Franks, Bucko McDonald, Gord Pettinger, Ebbie Goodfellow, John Gallagher, Ralph Bowman, John Sorrell, Marty Barry, Earl Robertson, John Sherf, Howie Mackie, Rolly Roulston, Doug Young (Captain); Jack Adams (Manager/Coach), Honey Walker (Trainer).

1936

Under the coaching guidance of Jack Adams, the Detroit Red Wings captured their first Stanley Cup championship after 10 NHL seasons.

The series marked Frank "King" Clancy's sixth and final appearance as a player in the Final. However, it would not be his last Stanley Cup series, for Clancy went on to earn prominence as an NHL referee, working 20 Stanley Cup games in that capacity.

SERIES A - SEMI-FINALS

Mar. 24	Detroit	1	at	Mtl. Maroons	0	6OT
Mar. 26	Detroit	3	at	Mtl. Maroons	0	
Mar. 28	Mtl. Maroons	1	at	Detroit	2	

Detroit won best-of-five series 3-0

SERIES B AND C - QUARTER-FINALS

Mar. 24	Toronto	0	at	Boston	3	
Mar. 26	Boston	3	at	Toronto	8	

Toronto won total-goals series 8-6

Mar. 24	Chicago	0	at	NY Americans	3	
Mar. 26	NY Americans	4	at	Chicago	5	

NY Americans won total-goals series 7-5

SERIES D - SEMI-FINALS

Mar. 28	NY Americans	1	at	Toronto	3	
Mar. 31	Toronto	0	at	NY Americans	1	
Apr. 2	NY Americans	1	at	Toronto	3	

Toronto won best-of-three series 2-1

SERIES E - FINAL

Apr. 5	Toronto	1	at	Detroit	3	
Apr. 7	Toronto	4	at	Detroit	9	
Apr. 9	Detroit	3	at	Toronto	4	OT
Apr. 11	Detroit	3	at	Toronto	2	

Detroit won best-of-five series 3-1

1935-36 — Detroit Red Wings — John Sorrell, Syd Howe, Marty Barry, Herbie Lewis, Mud Bruneteau, Wally Kilrea, Hec Kilrea, Gord Pettinger, Bucko McDonald, Ralph Bowman, Pete Kelly, Doug Young (Captain), Ebbie Goodfellow, Normie Smith, Larry Aurie; Jack Adams (Manager/Coach), Honey Walker (Trainer).

1935

In the first all-Canadian final since they beat the Victoria Cougars in 1926, the Montreal Maroons battled to their second Stanley Cup championship with a three-game sweep of Toronto. Maroons netminder Alec Connell allowed just four goals in three games.

Winning coach Tommy Gorman became the first and only coach to win successive Stanley Cup titles with two different teams. He had directed the Chicago Black Hawks to the championship a year earlier. Gorman currently ranks as one of three NHL coaches (Dick Irvin and Scotty Bowman are the others) to have led more than one team to the Stanley Cup.

SERIES A - SEMI-FINALS

Mar. 23	Toronto	0	at	Boston	1	2OT
Mar. 26	Toronto	2	at	Boston	0	

Mar. 28	Boston	0	at	Toronto	3	
Mar. 30	Boston	1	at	Toronto	2	OT

Toronto won best-of-five series 3-1

SERIES B AND C - QUARTER-FINALS

Mar. 23	Chicago	0	at	Mtl. Maroons	0	
Mar. 26	Mtl. Maroons	1	at	Chicago	0	OT

Mtl. Maroons won total-goals series 1-0

Mar. 24	Montreal	1	at	NY Rangers	2	
Mar. 26	NY Rangers	4	at	Montreal	4	

NY Rangers won total-goals series 6-5

SERIES D - SEMI-FINALS

Mar. 28	Mtl. Maroons	2	at	NY Rangers	1	
Mar. 30	NY Rangers	3	at	Mtl. Maroons	3	

Mtl. Maroons won total-goals series 5-4

SERIES E - FINAL

Apr. 4	Mtl. Maroons	3	at	Toronto	2	OT
Apr. 6	Mtl. Maroons	3	at	Toronto	1	
Apr. 9	Toronto	1	at	Mtl. Maroons	4	

Mtl. Maroons won best-of-five series 3-0

1934-35 — Montreal Maroons — Lionel Conacher, Cy Wentworth, Alec Connell, Toe Blake, Stewart Evans, Earl Robinson, Bill Miller, Dave Trottier, Jimmy Ward, Baldy Northcott, Hooley Smith (Captain), Russ Blinco, Al Shields, Sammy McManus, Gus Marker, Bob Gracie, Herb Cain, Dutch Gainor; Tommy Gorman (Manager/Coach), Bill O'Brien (Trainer).

1934

For the second year in a row, the Stanley Cup-winning goal was scored in overtime. When Chicago's Harold "Mush" March netted the series-winner at 30:05 of overtime, the Black Hawks captured their first Stanley Cup.

Chicago's Charlie Gardiner limited Detroit to two goals in his club's three victories, while Detroit goaltender Wilf Cude led the Red Wings to their only win of the series in game three despite suffering a broken nose midway through the contest. Cude stopped 52 of 53 Chicago shots in the deciding game, while Gardiner turned aside all 40 Red Wings blasts. Gardiner had been plagued by severe headaches all year. Two months after the Stanley Cup series he died of a brain hemorrhage.

SERIES A - SEMI-FINALS

Mar. 22	Detroit	2	at	Toronto	1	OT
Mar. 24	Detroit	6	at	Toronto	3	
Mar. 26	Toronto	3	at	Detroit	1	
Mar. 28	Toronto	5	at	Detroit	1	
Mar. 30	Toronto	0	at	Detroit	1	

Detroit won best-of-five series 3-2

SERIES B AND C - QUARTER-FINALS

Mar. 22	Chicago	3	at	Montreal	2	
Mar. 25	Montreal	1	at	Chicago	1	OT

Chicago won total-goals series 4-3

Mar. 20	NY Rangers	0	at	Mtl. Maroons	0	
Mar. 25	Mtl. Maroons	2	at	NY Rangers	1	

Mtl. Maroons won total-goals series 2-1

SERIES D - SEMI-FINALS

Mar. 28	Chicago	3	at	Mtl. Maroons	0	
Apr. 1	Mtl. Maroons	2	at	Chicago	3	

Chicago won total-goals series 6-2

SERIES E - FINAL

Apr. 3	Chicago	2	at	Detroit	1	2OT
Apr. 5	Chicago	4	at	Detroit	1	
Apr. 8	Detroit	5	at	Chicago	2	
Apr. 10	Detroit	0	at	Chicago	1	2OT

Chicago won best-of-five series 3-1

1933-34 — Chicago Black Hawks — Clarence Abel, Rosie Couture, Lou Trudel, Lionel Conacher, Paul Thompson, Leroy Goldsworthy, Art Coulter, Roger Jenkins, Don McFadyen, Tom Cook, Doc Romnes,

Johnny Gottselig, Mush March, Johnny Sheppard, Charlie Gardiner (Captain), Bill Kendall, Jack Leswick; Tommy Gorman (Manager/Coach), Eddie Froelich (Trainer).

1933

Again the circus forced the Rangers out of New York, with all but game one contested on Toronto's home ice. However, this year the Rangers would not be denied.

In the final match, New York's Bill Cook became the first of 15 NHL players to register a Stanley Cup-winning goal in overtime when he snapped a scoreless tie at 7:33 of the fourth period. Goalie Andy Aitkenhead posted the fourth shutout by an NHL rookie in the Final.

SERIES A - SEMI-FINALS

Mar. 25	Toronto	1	at	Boston	2 OT
Mar. 28	Toronto	1	at	Boston	0 OT
Mar. 30	Boston	2	at	Toronto	1 OT
Apr. 1	Boston	3	at	Toronto	5
Apr. 3	Boston	0	at	Toronto	1 6OT

Toronto won best-of-five series 3-2

SERIES B AND C - QUARTER-FINALS

Mar. 25	Detroit	2	at	Mtl. Maroons	0
Mar. 28	Mtl. Maroons	2	at	Detroit	3

Detroit won total-goals series 5-2

Mar. 26	Montreal	2	at	NY Rangers	5
Mar. 28	NY Rangers	3	at	Montreal	3

NY Rangers won total-goals series 8-5

SERIES D - SEMI-FINALS

Mar. 30	Detroit	0	at	NY Rangers	2
Apr. 2	NY Rangers	4	at	Detroit	3

NY Rangers won total-goals series 6-3

SERIES E - FINAL

Apr. 4	Toronto	1	at	NY Rangers	5
Apr. 8	NY Rangers	3	at	Toronto	1
Apr. 11	NY Rangers	2	at	Toronto	3
Apr. 13	NY Rangers	1	at	Toronto	0 OT

NY Rangers won best-of-five series 3-1

1932-33 — New York Rangers — Ching Johnson, Butch Keeling, Frank Boucher, Art Somers, Babe Siebert, Bun Cook, Andy Aitkenhead, Ott Heller, Oscar Asmundson, Gord Pettinger, Doug Brennan, Cecil Dillon, Bill Cook (Captain), Murray Murdoch, Earl Seibert; Lester Patrick (Manager/Coach), Harry Westerby (Trainer).

1932

After losing to Toronto in game one, the Rangers also lost the home-ice advantage because the circus had once again invaded Madison Square Garden. Game two, originally set for New York, was moved to Boston.

Toronto's famed Kid Line of Harvey "Busher" Jackson, Charlie Conacher and Joe Primeau made its Stanley Cup debut, combining for eight goals in the three-game sweep.

The Leafs' Dick Irvin, who lost in the 1931 Final with the Chicago Black Hawks, earned his first title as a coach.

SERIES A - SEMI-FINALS

Mar. 24	NY Rangers	3	at	Montreal	4
Mar. 26	NY Rangers	4	at	Montreal	3 3OT
Mar. 27	Montreal	0	at	NY Rangers	1
Mar. 29	Montreal	2	at	NY Rangers	5

NY Rangers won best-of-five series 3-1

SERIES B AND C - QUARTER-FINALS

Mar. 27	Toronto	0	at	Chicago	1
Mar. 29	Chicago	1	at	Toronto	6

Toronto won total-goals series 6-2

Mar. 27	Mtl. Maroons	1	at	Detroit	1
Mar. 29	Detroit	0	at	Mtl. Maroons	2

Mtl. Maroons won total-goals series 3-1

SERIES D - SEMI-FINALS

Mar. 31	Toronto	1	at	Mtl. Maroons	1
Apr. 2	Mtl. Maroons	2	at	Toronto	3 OT

Toronto won total-goals series 4-3

SERIES E - FINAL

Apr. 5	Toronto	6	at	NY Rangers	4
Apr. 7	Toronto	6	vs	NY Rangers	2 *
Apr. 9	NY Rangers	4	at	Toronto	6

* played in Boston

Toronto won best-of-five series 3-0

1931-32 — Toronto Maple Leafs — Charlie Conacher, Busher Jackson, King Clancy, Andy Blair, Red Horner, Lorne Chabot, Alex Levinsky, Joe Primeau, Harold Darragh, Baldy Cotton, Frank Finnigan, Hap Day (Captain), Ace Bailey, Bob Gracie, Fred Robertson, Earl Miller; Conn Smythe (Manager), Dick Irvin (Coach), Tim Daly (Trainer).

1931

The Montreal Canadiens became the second NHL team to repeat as Stanley Cup champions, duplicating the feat accomplished by the Ottawa Senators in 1920 and 1921. Chicago's Dick Irvin made his coaching debut in the Final against the team which he would later lead to three Stanley Cup titles.

Over 18,000 fans packed Chicago Stadium for game two to set a new record for the largest attendance in hockey history.

SERIES A - SEMI-FINALS

Mar. 24	Montreal	4	at	Boston	5 OT
Mar. 26	Montreal	1	at	Boston	0
Mar. 28	Boston	3	at	Montreal	4 OT
Mar. 30	Boston	3	at	Montreal	1
Apr. 1	Boston	2	at	Montreal	3 OT

Montreal won best-of-five series 3-2

SERIES B AND C - QUARTER-FINALS

Mar. 24	Chicago	2	at	Toronto	2
Mar. 26	Toronto	1	at	Chicago	2 OT

Chicago won total-goals series 4-3

Mar. 24	Mtl. Maroons	1	at	NY Rangers	5
Mar. 26	NY Rangers	3	at	Mtl. Maroons	0

NY Rangers won total-goals series 8-1

SERIES D - SEMI-FINALS

Mar. 29	NY Rangers	0	at	Chicago	2
Mar. 31	Chicago	1	at	NY Rangers	0

Chicago won total-goals series 3-0

SERIES E - FINAL

Apr. 3	Montreal	2	at	Chicago	1
Apr. 5	Montreal	1	at	Chicago	2 2OT
Apr. 9	Chicago	3	at	Montreal	2 3OT
Apr. 11	Chicago	2	at	Montreal	4
Apr. 14	Chicago	0	at	Montreal	2

Montreal won best-of-five series 3-2

1930-31 — Montreal Canadiens — George Hainsworth, Wildor Larochelle, Marty Burke, Sylvio Mantha (Captain), Howie Morenz, Johnny Gagnon, Aurel Joliat, Armand Mondou, Pit Lepine, Albert Leduc, Georges Mantha, Art Lesieur, Nick Wasnie, Bert McCaffrey, Gus Rivers, Jean Pusie; Léo Dandurand (Manager), Cecil Hart (Coach), Ed Dufour (Trainer).

1930

The defending champion Boston Bruins had skated to the NHL's top regular-season record in 1929-30. The Bruins' 38-5-1 record translates into an .875 winning percentage that is still the

best in NHL history. The team did not lose back-to-back games all season until being swept by the Canadiens in the best-of-three Stanley Cup Final. Boston's surprising defeat prompted the NHL to lengthen the Final to a best-of-five in the future.

The Canadiens, who had lost all four of their regular-season meetings with the Bruins, were led by captain Sylvio Mantha who tallied a goal in both final series games.

SERIES A - SEMI-FINALS

Mar. 20	Boston	2	at	Mtl. Maroons	1 3OT
Mar. 22	Boston	4	at	Mtl. Maroons	2
Mar. 25	Mtl. Maroons	1	at	Boston	0 2OT
Mar. 27	Mtl. Maroons	1	at	Boston	5

Boston won best-of-five series 3-1

SERIES B AND C - QUARTER-FINALS

Mar. 23	Montreal	1	at	Chicago	0
Mar. 26	Chicago	2	at	Montreal	2 3OT

Montreal won total-goals series 3-2

Mar. 20	NY Rangers	1	at	Ottawa	1
Mar. 23	Ottawa	2	at	NY Rangers	5

NY Rangers won total-goals series 6-3

SERIES D - SEMI-FINALS

Mar. 28	NY Rangers	1	at	Montreal	2 4OT
Mar. 30	Montreal	2	at	NY Rangers	0

Montreal won best-of-three series 2-0

SERIES E - FINAL

Apr. 1	Montreal	3	at	Boston	0
Apr. 3	Boston	3	at	Montreal	4

Montreal won best-of-three series 2-0

1929-30 — Montreal Canadiens — George Hainsworth, Marty Burke, Sylvio Mantha (Captain), Howie Morenz, Bert McCaffrey, Aurel Joliat, Albert Leduc, Pit Lepine, Wildor Larochelle, Nick Wasnie, Gerry Carson, Armand Mondou, Georges Mantha, Gus Rivers; Léo Dandurand (Manager), Cecil Hart (Coach), Ed Dufour (Trainer).

1929

When the Bruins met the Rangers in this series, it marked the first time in Stanley Cup history that two American teams clashed head-on for the prized trophy.

Goalie Cecil "Tiny" Thompson backstopped the Bruins to consecutive wins, allowing just one goal in the two games and posting the third Stanley Cup shutout ever by an NHL rookie as Boston captured its first Cup.

Dit Clapper and Bill Carson scored the two game-winning goals.

SERIES A - SEMI-FINALS

Mar. 19	Montreal	0	at	Boston	1
Mar. 21	Montreal	0	at	Boston	1
Mar. 23	Boston	3	at	Montreal	2

Boston won best-of-five series 3-0

SERIES B AND C - QUARTER-FINALS

Mar. 19	NY Rangers	0	at	NY Americans	0
Mar. 21	NY Americans	0	at	NY Rangers	1 2OT

NY Rangers won total-goals series 1-0

Mar. 19	Toronto	3	at	Detroit	1
Mar. 21	Detroit	1	at	Toronto	4

Toronto won total-goals series 7-2

SERIES D - SEMI-FINALS

Mar. 24	Toronto	0	at	NY Rangers	1
Mar. 26	NY Rangers	2	at	Toronto	1 OT

NY Rangers won best-of-three series 2-0

SERIES E - FINAL

Mar. 28	NY Rangers	0	at	Boston	2
Mar. 29	Boston	2	at	NY Rangers	1

Boston won best-of-three series 2-0

1928-29 — Boston Bruins — Tiny Thompson, Eddie Shore, Lionel Hitchman (Captain), Percy

Galbraith, Mickey MacKay, Red Green, Dutch Gainor, Harry Oliver, Eddie Rodden, Dit Clapper, Cooney Weiland, Lloyd Klein, Cy Denneny, Bill Carson, George Owen, Myles Lane; Art Ross (Manager/Coach), Win Green (Trainer).

1928

Though the Rangers moved into the Final, the circus moved into New York's Madison Square Garden and took priority over the hockey team. As a result, club management decided to play the entire series in Montreal.

After losing goalie Lorne Chabot to an eye injury midway through game two, 44-year-old Rangers coach and early era star player Lester Patrick took over between the pipes, inspiring the New Yorkers to a 2-1 overtime victory. The following day the Rangers signed New York Americans netminder Joe Miller, who responded with two wins including the second shutout by an NHL rookie in Stanley Cup history.

In only their second NHL season, the Rangers captured their first Stanley Cup title and became only the second American team in history, joining the 1917 Seattle Metropolitans of the PCHA, to win the trophy.

QUARTER-FINALS

Mar. 27	Mtl. Maroons	1	at	Ottawa	0
Mar. 29	Ottawa	1	at	Mtl. Maroons	2

Mtl. Maroons won total-goals series 3-1

Mar. 27	Pittsburgh	0	at	NY Rangers	4
Mar. 29	Pittsburgh	4	at	NY Rangers	2

NY Rangers won total-goals series 6-4

SEMI-FINALS

Mar. 31	Montreal	2	at	Mtl. Maroons	2
Apr. 3	Mtl. Maroons	1	at	Montreal	0 OT

Mtl. Maroons won total-goals series 3-2

Mar. 31	Boston	1	at	NY Rangers	1
Apr. 3	NY Rangers	4	at	Boston	1

NY Rangers won total-goals series 5-2

FINAL

Apr. 5	NY Rangers	0	at	Mtl. Maroons	2
Apr. 7	NY Rangers	2	at	Mtl. Maroons	1 OT
Apr. 10	NY Rangers	0	at	Mtl. Maroons	2
Apr. 12	NY Rangers	1	at	Mtl. Maroons	0
Apr. 14	NY Rangers	2	at	Mtl. Maroons	1

NY Rangers won best-of-five series 3-2

1927-28 – New York Rangers – Lorne Chabot, Clarence Abel, Leo Bourgeault, Ching Johnson, Bill Cook (Captain), Bun Cook, Frank Boucher, Bill Boyd, Murray Murdoch, Paul Thompson, Alex Gray, Joe Miller, Patsy Callighen; Lester Patrick (Manager/Coach), Harry Westerber (Trainer).

1927

With the collapse of major professional hockey in the west, the Stanley Cup became sole property of the NHL in 1927. The American Division champion Boston Bruins met the Canadian Division champion Ottawa Senators in what became the first Stanley Cup Final of a new era.

Cy Denneny led the Senators with four of the team's seven total goals, including the game-winners in both victories.

QUARTER-FINALS

Mar. 29	Montreal	1	at	Mtl. Maroons	1
Mar. 31	Mtl. Maroons	0	at	Montreal	1 OT

Montreal won total-goals series 2-1

Mar. 29	Boston	6	vs	Chicago	1 *
Mar. 31	Chicago	4	at	Boston	4

* played in New York

Boston won total-goals series 10-5

SEMI-FINALS

Apr. 2	Ottawa	4	at	Montreal	0
Apr. 4	Montreal	1	at	Ottawa	1

Ottawa won total-goals series 5-1

Apr. 2	NY Rangers	0	at	Boston	0
Apr. 4	Boston	3	at	NY Rangers	1

Boston won total-goals series 3-1

FINAL

Apr. 7	Ottawa	0	at	Boston	0 OT
Apr. 9	Ottawa	3	at	Boston	1
Apr. 11	Boston	1	at	Ottawa	1 OT
Apr. 13	Boston	1	at	Ottawa	3

Ottawa won best-of-five series 2-0-2

1926-27 – Ottawa Senators – Alec Connell, King Clancy, Georges Boucher (Captain), Ed Gorman, Frank Finnigan, Alex Smith, Hec Kilrea, Hooley Smith, Cy Denneny, Frank Nighbor, Jack Adams, Milt Halliday; Dave Gill (Manager/Coach).

1926

The Montreal Maroons became NHL champions in just their second season in the league and hosted the first Stanley Cup series to be played at the Montreal Forum.

Playing in his first career Stanley Cup series, Nels Stewart scored six of Montreal's 10 goals, and goaltender Clint Benedict recorded an unprecedented three shutouts en route to the Maroons' Stanley Cup triumph versus the Victoria Cougars.

With the NHL taking full control of the Stanley Cup following the Western Hockey League's demise soon after this series, the 1926 championship marked the finale of one of the most dynamic eras in Stanley Cup history. Since 1893, Cup play had grown from an amateur challenge in eastern Canada to a professional competition involving teams from across the continent.

NHL SEMI-FINAL

Mar. 20	Mtl. Maroons	3	at	Pittsburgh	1
Mar. 23	Pittsburgh	3	at	Mtl. Maroons	3

Mtl. Maroons won total-goals series 6-4

NHL FINAL

Mar. 25	Ottawa	1	at	Mtl. Maroons	1
Mar. 27	Mtl. Maroons	1	at	Ottawa	0

Mtl. Maroons won total-goals series 2-1

WHL SEMI-FINAL

Mar. 12	Victoria	3	at	Saskatoon	3
Mar. 16	Saskatoon	0	at	Victoria	1 OT

Victoria won total-goals series 4-3

WHL FINAL

Mar. 20	Edmonton	1	at	Victoria	3
Mar. 22	Victoria	2	vs.	Edmonton	2 *

* played in Vancouver

Victoria won total-goals series 5-3

STANLEY CUP FINAL

Mar. 30	Victoria	0	at	Mtl. Maroons	3
Apr. 1	Victoria	0	at	Mtl. Maroons	3
Apr. 3	Victoria	3	at	Mtl. Maroons	2
Apr. 6	Victoria	0	at	Mtl. Maroons	2

Mtl. Maroons won best-of-five series 3-1

1925-26 – Montreal Maroons – Clint Benedict, Reg Noble, Frank Carson, Dunc Munro (Captain), Nels Stewart, Punch Broadbent, Babe Siebert, Chuck Dinsmore, Merlyn Phillips, Hobie Kitchen, Sam Rothschild, Albert Holway, George Horne, Bernie Brophy; Eddie Gerard (Manager/Coach), Bill O'Brien (Trainer).

1925

The Victoria Cougars, who joined the Western Canada Hockey League with the Vancouver Maroons after the Pacific Coast Hockey Association folded, became the last non-NHL team to win the Stanley Cup and only the third west coast club to

capture the trophy, joining the 1915 Vancouver Millionaires and the 1917 Seattle Metropolitans as champions.

All eight Montreal goals in the series came from the Canadiens' top line of Howie Morenz, Aurel Joliat and Billy Boucher, but Victoria posted a more balanced attack with eight different skaters combining for 16 goals.

NHL SEMI-FINAL

Mar. 11	Toronto	2	at	Montreal	3
Mar. 13	Montreal	2	at	Toronto	0

Montreal won total-goals series 5-2

NHL FINAL

Montreal vs. Hamilton

Montreal declared NHL champion due to Hamilton players' strike.

WCHL SEMI-FINAL

Mar. 6	Saskatoon	1	at	Victoria	3
Mar. 10	Victoria	3	at	Saskatoon	3

Victoria won total-goals series 6-4

WCHL FINAL

Mar. 14	Victoria	1	at	Calgary	1
Mar. 18	Calgary	0	at	Victoria	2

Victoria won total-goals series 3-1

STANLEY CUP FINAL

Mar. 21	Montreal	2	at	Victoria	5
Mar. 23	Montreal	1	vs.	Victoria	3 *
Mar. 27	Montreal	4	at	Victoria	2
Mar. 30	Montreal	1	at	Victoria	6

* played in Vancouver

Victoria won best-of-five series 3-1

1924-25 – Victoria Cougars – Hap Holmes, Clem Loughlin (Captain), Gord Fraser, Frank Fredrickson, Jack Walker, Gizzy Hart, Harold Halderson, Frank Foyston, Wally Elmer, Harry Meeking, Jocko Anderson; Lester Patrick (Manager/Coach).

1924

The PCHA champions (Vancouver Maroons) and the winners of the WCHL (Calgary Tigers) met in a postseason playoff, the winner of which advanced to the Stanley Cup Final. This best-of-three series was won by the Tigers two games to one, relegating the Maroons to a semi-final berth vs. the NHL champion (Montreal Canadiens).

Billy Boucher scored three of the Canadiens' five goals in the semi-final series vs. the Maroons, including both game-winning tallies, to lift Montreal over Vancouver, which lost its chance at the Stanley Cup for the fourth straight year.

Montreal then faced Calgary in the Stanley Cup Final. A 21-year-old rookie forward named Howie Morenz paced the Canadiens with a hat trick in game one and a goal in game two as Montreal rolled past Calgary to complete a sweep of both series.

Morenz, Aurel Joliat and Sylvio Mantha all made their first appearances on a Stanley Cup winner.

NHL FINAL

Mar. 8	Ottawa	0	at	Montreal	1
Mar. 11	Montreal	4	at	Ottawa	2

Montreal won total-goals series 5-2

PCHA FINAL

Mar. 3	Seattle	2	at	Vancouver	2
Mar. 7	Vancouver	2	at	Seattle	1 OT

Vancouver won total-goals series 4-3

WCHL FINAL

Mar. 5	Calgary	2	at	Regina	2
Mar. 7	Regina	0	at	Calgary	2

Calgary won total-goals series 4-2

PCHA / WCHL PLAYOFF

Mar. 10	Calgary	1	at	Vancouver	3
Mar. 12	Vancouver	3	at	Calgary	6

Mar. 15 Calgary 3 vs. Vancouver 1*
* played in Winnipeg

Calgary won best-of-three series 2-1

STANLEY CUP SEMI-FINAL

Mar. 18 Vancouver 2 at Montreal 3
Mar. 20 Vancouver 1 at Montreal 2

Montreal won best-of-three series 2-0

STANLEY CUP FINAL

Mar. 22 Calgary 1 at Montreal 6
Mar. 25 Calgary 0 vs. Montreal 3**

** played in Ottawa

Montreal won best-of-three series 2-0

1923-24 – Montreal Canadiens – Georges Vezina, Sprague Cleghorn (Captain), Billy Coutu, Howie Morenz, Aurel Joliat, Billy Boucher, Odie Cleghorn, Sylvio Mantha, Bobby Boucher, Billy Bell, Billy Cameron, Joe Malone, Charles Fortier, Leo Dandurand (Manager/Coach).

1923

The NHL champion Ottawa Senators travelled to Vancouver to join with the top teams in the PCHA and WCHL to determine a Stanley Cup winner. Ottawa defeated the Vancouver Maroons in the semi-final. Edmonton, the WCHL champion, then faced Ottawa in a best-of-three Cup Final. The Eskimos gave the weary Senators a difficult time, but Ottawa came through with a pair of one-goal victories. Cy Denneny and Punch Broadbent scored the game-winning goals.

For the first time in Stanley Cup history, brothers opposed each other in the playoffs. In fact, two sets of brothers — Cy and Corb Denneny and Georges and Frank Boucher — faced one and other in the semi-final. Cy and Georges skated with Ottawa, while Corb and Frank suited up for Vancouver. Each of the Boucher brothers scored twice in this series.

NHL FINAL

Mar. 7 Ottawa 2 at Montreal 0
Mar. 9 Montreal 2 at Ottawa 1

Ottawa won total-goals series 3-2

PCHA FINAL

Mar. 7 Vancouver 3 at Victoria 0
Mar. 12 Victoria 3 at Vancouver 2

Vancouver won total-goals series 5-3

WCHL FINAL

Mar. 14 Edmonton 1 at Regina 0
Mar. 16 Regina 3 at Edmonton 3 OT

Edmonton won total-goals series 4-3

STANLEY CUP SEMI-FINAL

Mar. 16 Ottawa 1 at Vancouver 0
Mar. 19 Ottawa 1 at Vancouver 4
Mar. 23 Ottawa 3 at Vancouver 2
Mar. 26 Ottawa 5 at Vancouver 1

Ottawa won best-of-five series 3-1

STANLEY CUP FINAL

Mar. 29 Ottawa 2 vs. Edmonton 1 OT*
Mar. 31 Ottawa 1 vs. Edmonton 0*

* played in Vancouver

Ottawa won best-of-three series 2-0

1922-23 – Ottawa Senators – Georges Boucher, Lionel Hitchman, Frank Nighbor, King Clancy, Harry Helman, Clint Benedict, Jack Darragh, Eddie Gerard (Captain), Cy Denneny, Punch Broadbent, Tommy Gorman (Manager), Pete Green (Coach), F. Dolan (Trainer).

1922

With the inception of the Western Canada Hockey League (WCHL) in 1921-22, a new playoff structure was designed to match the champions of the two western leagues against each other with the winner

to meet the NHL champions for the Stanley Cup. After defeating the WCHL's Regina Capitals in the preliminary series, the PCHA's Vancouver Millionaires set out for Toronto, where the NHL champion St. Pats awaited their arrival.

Cecil "Babe" Dye notched nine of his club's 16 goals, including two game-winners, and goaltender John Ross Roach, who recorded the first Stanley Cup shutout by an NHL rookie, posted a 1.80 goals-against average as Toronto won its second Stanley Cup championship.

Jack Adams, who had been lured away from Toronto by Vancouver in 1920, returned in impressive fashion, scoring six goals in the series.

NHL FINAL

Mar. 11 Ottawa 4 at Toronto 5
Mar. 13 Toronto 0 at Ottawa 0

Toronto won total-goals series 5-4

PCHA FINAL

Mar. 3 Vancouver 1 at Seattle 0
Mar. 6 Seattle 0 at Vancouver 1

Vancouver won total-goals series 2-0

WCHL PLAYOFF

Mar. 2 Regina 1 at Calgary 0
Mar. 3 Calgary 1 at Regina 1

Regina won total-goals series 2-1

WCHL FINAL

Mar. 4 Edmonton 1 at Regina 1
Mar. 6 Regina 2 at Edmonton 1

Regina won total-goals series 3-2

PCHA / WCHL PLAYOFF

Mar. 8 Regina 2 at Vancouver 1
Mar. 11 Vancouver 4 at Regina 0

Vancouver won total-goals series 5-2

STANLEY CUP FINAL

Mar. 17 Vancouver 4 at Toronto 3
Mar. 21 Vancouver 1 at Toronto 2 OT
Mar. 23 Vancouver 3 at Toronto 0
Mar. 25 Vancouver 0 at Toronto 6
Mar. 28 Vancouver 1 at Toronto 5

Toronto won best-of-five series 3-2

1921-22 – Toronto St. Patricks – Ted Stackhouse, Corb Denneny, Rod Smylie, Lloyd Andrews, John Ross Roach, Harry Cameron, Billy Stuart, Babe Dye, Ken Randall, Reg Noble (Captain), Eddie Gerard (borrowed for one game from Ottawa), Stan Jackson, Ivan Mitchell, Charlie Querrie (Manager), George O'Donoghue (Coach).

1921

A gathering of 11,000 fans, the largest crowd ever to see a hockey game anywhere in the world at the time, jammed the Vancouver arena for the first game of this series, and an estimated record of 51,000 tickets were sold for the entire five-game series.

Jack Darragh was the hero for the second straight year, scoring both Ottawa goals in the finale as the Senators became the first NHL club to capture back-to-back Stanley Cup titles and the first team since the Quebec Bulldogs of 1912 and 1913 to repeat as champions.

NHL FINAL

Mar. 10 Toronto 0 at Ottawa 5
Mar. 14 Ottawa 2 at Toronto 0

Ottawa won total-goals series 7-0

PCHA FINAL

Mar. 14 Seattle 0 at Vancouver 7
Mar. 16 Vancouver 6 at Seattle 2

Vancouver won total-goals series 13-2

STANLEY CUP FINAL

Mar. 21 Ottawa 1 at Vancouver 3
Mar. 24 Ottawa 4 at Vancouver 3
Mar. 28 Ottawa 3 at Vancouver 2

Mar. 31 Ottawa 2 at Vancouver 3
Apr. 4 Ottawa 2 at Vancouver 1

Ottawa won best-of-five series 3-2

1920-21 – Ottawa Senators – Jack MacKell, Jack Darragh, Morley Bruce, Georges Boucher, Eddie Gerard (Captain), Clint Benedict, Sprague Cleghorn, Frank Nighbor, Punch Broadbent, Cy Denneny, Leth Graham, Tommy Gorman (Manager), Pete Green (Coach), F. Dolan (Trainer).

1920

When the Seattle Metropolitans arrived in Ottawa, it became apparent that their red, white and green barber pole uniforms were all too similar to the Senators' red, white and black pattern. Ottawa agreed to play in white jerseys.

Poor ice conditions marred the first three games, and the series was subsequently shifted to the artificial ice surface at Toronto's Mutual Street Arena. Jack Darragh, who had tallied the winning marker in game one, lifted Ottawa to the championship with a hat trick in the decisive game.

Pete Green became the second rookie coach in the NHL to win the Cup, joining Dick Carroll of the 1918 Toronto Arenas.

NHL FINAL

No series played. Ottawa won both halves of split schedule.

PCHA FINAL

Mar. 12 Vancouver 3 at Seattle 1
Mar. 15 Seattle 6 at Vancouver 0

Seattle won total-goals series 7-3

STANLEY CUP FINAL

Mar. 22 Seattle 2 at Ottawa 3
Mar. 24 Seattle 0 at Ottawa 3
Mar. 27 Seattle 3 at Ottawa 1
Mar. 30 Seattle 5 vs Ottawa 2*
Apr. 1 Seattle 1 vs Ottawa 6*

* played in Toronto

Ottawa won best-of-five series 3-2

1919-20 – Ottawa Senators – Jack MacKell, Jack Darragh, Morley Bruce, Horrace Merrill, Georges Boucher, Eddie Gerard (Captain), Clint Benedict, Sprague Cleghorn, Frank Nighbor, Punch Broadbent, Cy Denneny, Tommy Gorman (Manager), Pete Green (Coach).

1919

Seattle's Frank Foyston and Montreal's Newsy Lalonde, two of the greatest scorers of the early 20th century, were at their best in this series. Foyston notched nine goals and Lalonde six as the two clubs stood even at two wins and one tie after five games.

Several of the players became seriously ill with the flu, which had reached epidemic proportions throughout North America and the world in 1918 and 1919. So many Montreal players were sick, health officials were forced to cancel the deciding game and the series was abandoned with no winner declared. Canadiens defenseman Joe Hall, hospitalized with a severe case of Spanish Influenza, died on April 5, 1919, in Seattle.

NHL FINAL

Feb. 22 Ottawa 4 at Montreal 8
Feb. 27 Montreal 5 at Ottawa 3
Mar. 1 Ottawa 3 at Montreal 6
Mar. 3 Montreal 3 at Ottawa 6
Mar. 6 Ottawa 2 at Montreal 4

Montreal won best-of-seven series 4-1

PCHA FINAL

Mar. 12 Vancouver 1 at Seattle 6
Mar. 14 Seattle 1 at Vancouver 4

Seattle won total-goals series 7-5

STANLEY CUP FINAL

Mar. 19	Montreal	0	at	Seattle	7
Mar. 22	Montreal	4	at	Seattle	2
Mar. 24	Montreal	2	at	Seattle	7
Mar. 26	Montreal	0	at	Seattle	0 OT
Mar. 29	Montreal	4	at	Seattle	3 OT

SERIES CANCELLED DUE TO INFLUENZA EPIDEMIC

1918-19 — No decision — Series halted by Spanish influenza epidemic, illness of several players and death of Joe Hall of Montreal Canadiens from the flu. Five games had been played when the series was halted, each team having won two and tied one. Final scores are listed above.

1918

Prior to the start of the 1917-18 campaign, the National Hockey Association dissolved and the National Hockey League took its place. The new league started out with four teams — the Montreal Canadiens, Montreal Wanderers, Ottawa Senators and Toronto Arenas — but the Wanderers withdrew after the Montreal Arena burned down.

After capturing the first NHL title, Toronto played host to Vancouver in the Stanley Cup Final which meant that eastern rules would be used in games one, three and five. Because neither club seemed comfortable playing an unfamiliar style, Toronto won the series with the advantage of playing the final game under eastern rules.

Alf Skinner led the Arenas with eight goals in five games, while Cyclone Taylor paced Vancouver with nine. Rookie coach Dick Carroll steered his team to the NHL's first Stanley Cup championship.

NHL FINAL

Mar. 11	Montreal	3	at	Toronto	7
Mar. 13	Toronto	3	at	Montreal	4

Toronto won total-goals series 10-7

PCHA FINAL

Mar. 11	Seattle	2	at	Vancouver	2
Mar. 13	Vancouver	1	at	Seattle	0

Vancouver won total-goals series 3-2

STANLEY CUP FINAL

Mar. 20	Vancouver	3	at	Toronto	5
Mar. 23	Vancouver	6	at	Toronto	4
Mar. 26	Vancouver	3	at	Toronto	6
Mar. 28	Vancouver	8	at	Toronto	1
Mar. 30	Vancouver	1	at	Toronto	2

Toronto won best-of-five series 3-2

1917-18 — Toronto Arenas — Rusty Crawford, Harry Meeking, Ken Randall (Captain), Corb Denny, Harry Cameron, Jack Adams, Alf Skinner, Harry Mummery, Hap Holmes, Reg Noble, Sammy Hebert, Jack Marks, Jack Coughlin; Charlie Querrie (Manager), Dick Carroll (Coach), Frank Carroll (Trainer).

1917

In only their second season, the Seattle Metropolitans skated to the PCHA title and distinguished themselves as the first U.S. team to host a Stanley Cup series. They also became the first American squad to capture the coveted trophy. Consequently, one of Lord Stanley's original conditions — that the trophy be held by the champion of the Dominion of Canada — had been eradicated.

Seattle's Bernie Morris, who finished second in the PCHA scoring race with 37 goals in 24 games, scored a team-high 14 times against Montreal, including six in the finale, to lead the Metropolitans over the Canadiens.

NHA PLAYOFF

Mar. 7	Ottawa	2	at	Montreal	5
Mar. 10	Montreal	2	at	Ottawa	4

Montreal won total-goals series 7-6

STANLEY CUP FINAL

Mar. 17	Montreal	8	at	Seattle	4
Mar. 20	Montreal	1	at	Seattle	6
Mar. 23	Montreal	1	at	Seattle	4
Mar. 26	Montreal	1	at	Seattle	9

Seattle won best-of-five series 3-1

1916-17 — Seattle Metropolitans — Hap Holmes, Ed Carpenter, Cully Wilson, Jack Walker, Bernie Morris, Frank Foyston, Roy Rickey, Jim Riley, Bobby Rowe (Captain); Peter Muldoon (Manager).

1916

The PCHA had become the first Canadian league to place a team in the United States in 1915 when the New Westminster Royals moved to Oregon and became the Portland Rosebuds. One year later, Portland became the first American-based team to play in the Stanley Cup Final.

For the first time, the Stanley Cup final series came down to a fifth and deciding game after the participants split the first four games. Portland's Tommy Dunderdale put the Rosebuds ahead early, but the Canadiens bounced back. Skene Ronan tied the game, and Goldie Prodger netted the Cup-winner.

In his first Stanley Cup appearance, goaltender Georges Vezina backed the Canadiens with a 2.60 goals against average in five games en route to the club's first championship.

STANLEY CUP FINAL

Mar. 20	Portland	2	at	Montreal	0
Mar. 22	Portland	1	at	Montreal	2
Mar. 25	Portland	3	at	Montreal	6
Mar. 28	Portland	6	at	Montreal	5
Mar. 30	Portland	1	at	Montreal	2

Montreal won best-of-five series 3-2

1915-16 — Montreal Canadiens — Georges Vezina, Bert Corbeau, Jack Laviolette, Newsy Lalonde, Louis Berlinguette, Goldie Prodger, Howard McNamara (Captain), Didier Pitre, Skene Ronan, Amos Arbour, Skinner Poulin, Jack Fournier; George Kennedy (Manager).

1915

In accordance with the agreement reached between the NHA and the PCHA in 1913-14, the two league's respective champions were to meet each year to determine the Stanley Cup winner. The arrangement stated that the series would be played alternately in the east and west, and that the different rules of the two leagues would alternate game by game. (The PCHA still employed the rover, though it had introduced more modern passing rules.) In 1915, this would result in the first Stanley Cup series to be played west of Winnipeg.

Deadlocked with 14-6-0 records at the conclusion of the NHA season, the Ottawa Senators and Montreal Wanderers played a two-game total-goals series for the league title and the right to face the PCHA champions. The Senators outscored the Wanderers 4-1 and packed up for the West Coast.

Fred "Cyclone" Taylor notched six goals in three games, and Barney Stanley scored four in the third, to lead the Vancouver Millionaires to a one-sided sweep of the best-of-five series.

NHA PLAYOFF

Mar. 10	Mtl. Wanderers	0	at	Ottawa	4
Mar. 13	Ottawa	0	at	Mtl. Wanderers	1

Ottawa won total-goals series 4-1

STANLEY CUP FINAL

Mar. 22	Ottawa	2	at	Vancouver	6
Mar. 24	Ottawa	3	at	Vancouver	8
Mar. 26	Ottawa	3	at	Vancouver	12

Vancouver won best-of-five series 3-0

1914-15 — Vancouver Millionaires — Ken Mallen, Frank Nighbor, Cyclone Taylor, Hugh Lehman, Lloyd Cook, Mickey MacKay, Barney Stanley, Jim Seaborn, Si Griffis (Captain), Johnny Matz; Frank Patrick (Playing Manager).

1914

The Montreal Canadiens, making their first appearance in a Stanley Cup series, faced the Toronto Blueshirts in a two-game, total-goals, showdown for the NHA title and possession of the Cup.

Although each team posted a shutout on its home ice, the Blueshirts, who later became the NHL's Maple Leafs, outscored the Canadiens 6-2.

Game two in Toronto was the first Stanley Cup matchup ever played on artificial ice.

In accordance with an agreement reached between the NHA and the Pacific Coast Hockey Association, Victoria of the PCHA arrived in Toronto to face the new NHA champions. This agreement effectively ended the Challenge Era in Stanley Cup history and marked the first of what would prove to be 13 consecutive east-west confrontations for the Stanley Cup. (Stories of Victoria failing to submit a formal challenge have been wrongly interpreted over the years.) As it was, Toronto swept the first best-of-five series in Stanley Cup history. Frank Foyston led the balanced Blueshirts attack while Harry Cameron scored the Cup-winner in game three.

NHA PLAYOFF

Mar. 7	Toronto	0	at	Montreal	2
Mar. 11	Montreal	0	at	Toronto	6

Toronto won total-goals series 6-2

STANLEY CUP FINAL

Mar. 14	Victoria	2	at	Toronto	5
Mar. 17	Victoria	5	at	Toronto	6 OT
Mar. 19	Victoria	1	at	Toronto	2

Toronto won best-of-five series 3-0

1913-14 — Toronto Blueshirts — Con Corbeau, Roy McGiffin, Jack Walker, George McNamara, Cully Wilson, Frank Foyston, Harry Cameron, Hap Holmes, Scotty Davidson (Captain), Harriston; Jack Marshall (Playing Manager), Frank Carroll, Dick Carroll (Trainers).

Until 1913, teams could challenge the Stanley Cup champions for the title, thus there was more than one Championship Series played in most of the seasons between 1894 and 1913.

1913

Quebec repeated as NHA champs and faced the Sydney Millionaires, the top Maritime club, in defense of the Stanley Cup. "Phantom" Joe Malone poured in nine goals in the first game. He was not put in the lineup for the second, and the result was closer. Joe Hall scored three times in game two.

After the Sydney series, Victoria challenged Quebec but the Bulldogs refused to put the Stanley Cup in competition so the two teams played an exhibition series with Victoria winning two games to one.

by scores of 7-5, 3-6, 6-1. It was the first meeting between the Eastern champions and the Western champions from the Pacific Coast Hockey Association. The following year, and until the Western Hockey League disbanded after the 1926 playoffs, the Cup went to the winner of the series between East and West.

CUP CHALLENGE

Mar. 8	Sydney	3	at	Quebec	14
Mar. 10	Sydney	2	at	Quebec	6

Quebec won total-goals series 20-5

1912-13 – Quebec Bulldogs – Joe Malone (Captain), Joe Hall, Paddy Moran, Harry Mummery, Tommy Smith, Jack Marks, Rusty Crawford, Billy Creighton, Jeff Malone, Rocket Power; M.J. Quinn (Manager), D. Beland (Trainer).

1912

A major rule change introduced for the 1911-12 season saw the NHA require teams to play for the first time with six men per side instead of seven (abandoning the position of rover). Not all leagues eligible to compete for the Stanley Cup would immediately follow suit.

The Quebec Bulldogs, who posted an NHA-best 10-8-0 record, successfully defended their newly acquired trophy against the Moncton Victorias of the Maritime Professional Hockey League. Jack McDonald contributed nine goals while Joe Malone scored five in Quebec's sweep of the best-of-three series.

Although the famed Patrick brothers, Frank and Lester, had started the Pacific Coast Hockey Association, the inaugural PCHA season ended too late in March to allow for a Stanley Cup challenge by the champion New Westminster Royals. The Patricks introduced the first artificial ice surfaces in Canada at their new 10,000-seat Arena in Vancouver and in a smaller Victoria facility.

CHALLENGE SEMI-FINAL

Mar. 2	Saskatoon	1	vs	Port Arthur	11*
Mar. 4	Saskatoon	5	at	Port Arthur	1*

* played in Winnipeg.

Port Arthur won total-goals series 12-6
(chose not to challenge NHA champions.)

CUP CHALLENGE

Mar. 11	Moncton	3	at	Quebec	9
Mar. 13	Moncton	0	at	Quebec	8

Quebec won total-goals series 17-3

1911-12 – Quebec Bulldogs – Goldie Prodger, Joe Hall, Walter Rooney, Paddy Moran, Jack Marks, Jack McDonald, Eddie Oatman, George Leonard, Joe Malone (Captain); C. Nolan (Coach), M.J. Quinn (Manager), D. Beland (Trainer).

1911

Though no formal announcement was made, 1911 marks the first year in which no Stanley Cup challenges took place before the end of the regular season.

After defeating Waterloo for the Ontario Professional Hockey League crown, Galt downed Port Hope, champions of the Eastern Professional Hockey League, in what became the second of two playoff series leading up to a challenge for the Stanley Cup.

The NHA champion Senators (13-3-0) had claimed the Cup from the Montreal Wanderers before defeating Galt 7-4. Marty Walsh, who had

first appeared in Stanley Cup competition with Queen's University in 1906, notched a hat trick for the winning Ottawa side.

Three days after defeating Galt, Ottawa took on the Port Arthur Seniors, champions of the New (Northern) Ontario Hockey Association who had beaten the Saskatchewan champions from Prince Albert to earn the challenge.

In the one-game confrontation, the Senators' Marty Walsh scored 10 goals to fall four short of the record set by Frank McGee in 1905.

OPHL PLAYOFF

Mar. 1	Galt	8	vs	Waterloo	0*
--------	------	---	----	----------	----

* played in Berlin.

Galt won one-game series

CHALLENGE SEMI-FINAL

Mar. 3	Port Hope	4	at	Galt	8
Mar. 7	Galt	4	at	Port Hope	4

Galt won total-goals series 12-8

CHALLENGE SEMI-FINAL

Mar. 8	Port Arthur	6	vs	Prince Albert	3*
Mar. 10	Port Arthur	6	vs	Prince Albert	5*

* played in Winnipeg.

Port Arthur won total goals series 12-8

CUP CHALLENGES

Mar. 13	Galt	4	at	Ottawa	7
---------	------	---	----	--------	---

Ottawa won one-game challenge

Mar. 16	Port Arthur	4	at	Ottawa	13
---------	-------------	---	----	--------	----

Ottawa won one-game challenge

1910-11 – Ottawa Senators – Hamby Shore, Percy LeSueur (Captain), Jack Darragh, Bruce Stuart, Marty Walsh, Bruce Ridpath, Fred Lake, Dubbie Kerr, Alex Currie, Horace Gaul.

1910 March

When the Senators joined the National Hockey Association they brought the Stanley Cup into what was now unquestionably Canada's top hockey league. By winning the 1910 NHA title, the Montreal Wanderers took possession of the Stanley Cup from Ottawa and accepted a challenge from Berlin, 1910 champions of the OPHL. The Wanderers held on to their trophy in a one-game affair, with Ernie Russell (4) and Harry Hyland (3) scoring all seven goals for the winners.

CUP CHALLENGE

Mar. 12	Berlin	3	at	Mtl. Wanderers	7
---------	--------	---	----	----------------	---

Montreal won one-game challenge

1909-10 – (March) – Montreal Wanderers –

Cecil Blachford, Moose Johnson, Ernie Russell, Riley Herr, Harry Hyland, Jack Marshall, Pud Glass (Captain), Jimmy Gardner; Dickie Boon (Manager).

1910 January

The Eastern Canada Hockey Association became the Canadian Hockey Association in 1910 in order to freeze out the Montreal Wanderers. The Wanderers then helped to form the NHA, which introduced the Montreal Canadiens, who would eventually become hockey's most prolific champions.

Concerned by the number of "ringers" imported by Cup contestants, the trustees ruled that only players who had skated with their teams during the regular-season could be eligible for the Stanley Cup competition.

The Ottawa Senators were still members of the CHA when the 1910 season began. As holders of the Stanley Cup they defended the trophy against Galt, the 1909 champions of the Ontario Professional

Hockey League (OPHL). Marty Walsh scored six goals in the first game en route to a sweep over the challengers.

The Senators had abandoned the CHA for the NHA when they took time out from the regular-season schedule for another Stanley Cup challenge. Edmonton had come east again for what was expected to be a close series, but Ottawa was too strong. The two-game set saw the Senators' Bruce Stuart and Gord Roberts score seven goals apiece, while Fred Whitcroft notched five for Edmonton.

CUP CHALLENGES

Jan. 5	Galt	3	at	Ottawa	12
Jan. 7	Galt	1	at	Ottawa	3

Ottawa won total-goals series 15-4

Jan. 18	Edmonton	4	at	Ottawa	8
Jan. 20	Edmonton	7	at	Ottawa	13

Ottawa won total-goals series 21-11

1909-10 – (January) – Ottawa Senators –

Dubbie Kerr, Fred Lake, Percy LeSueur, Ken Mallen, Bruce Ridpath, Gord Roberts, Hamby Shore, Bruce Stuart (Captain), Marty Walsh.

1909

Prior to the 1909 season Montreal's AAA and Victorias clubs, who were the last amateur teams in the ECAHA, dropped out of the league. Consequently, the league was renamed the Eastern Canada Hockey Association with "Amateur" dropped from the title.

The Ottawa Senators, previously known as the Silver Seven, posted a 10-2-0 record to capture the first all-pro, ECHA championship. Ottawa, as champions of the ECHA, took over the Stanley Cup in 1909 and, although a challenge was accepted by the Cup trustees from the Winnipeg Shamrocks, games could not be arranged because of the lateness of the season. Other challenges by Galt and Cobalt were put off until 1910 due to ineligible players. (The Cobalt challenge would later be denied.)

Fred "Cyclone" Taylor, who tallied eight goals in 11 games, made his debut on a Stanley Cup championship team with the Senators.

OPHL PLAYOFF

Feb. 25	Brantford	1	at	Galt	7*
---------	-----------	---	----	------	----

* Played at Guelph

Galt won one-game tiebreaker

1908-09 – Ottawa Senators – Fred Lake, Percy

LeSueur, Cyclone Taylor, Billy Gilmour, Dubbie Kerr, Edgar Dey, Marty Walsh, Bruce Stuart (Captain).

1908 December

As champions of the Alberta Hockey League, the Edmonton Eskimos earned the right to play a challenge series against the defending champions, the Montreal Wanderers.

With six of its seven players brought in especially to face the Wanderers, Edmonton established a new record for ringers on a Cup challenger. Only rover Fred Whitcroft was legitimate. Lester Patrick, Tom Phillips and Didier Pitre headlined the cast of imports.

After dropping the first game, Edmonton replaced two of its ringers with two regulars, Harold Deeton and Jack Miller, who had made the trip to Montreal. They responded, scoring three and two goals, respectively. It marked the Wanderers' first Stanley Cup loss in seven games.

Harry Smith scored six goals, including five in the first game, as the Wanderers successfully defended the Cup on total goals despite splitting the series.

CUP CHALLENGE

Dec. 28 Edmonton 3 at Mtl. Wanderers 7
 Dec. 30 Edmonton 7 at Mtl. Wanderers 6

Montreal won total-goals series 13-10

1907-08 – Montreal Wanderers – Riley Hern, Art Ross, Walter Smail, Pud Glass, Bruce Stuart, Ernie Russell, Moose Johnson, Cecil Blachford (Captain), Tom Hooper, Larry Gilmour, Ernie Liffiton; Dickie Boon (Manager).

1908 March

After retaining the Eastern Canada Amateur Hockey Association crown with an 8–2–0 record, the Wanderers faced the Winnipeg Maple Leafs, champions of the Manitoba Hockey League.

For the first time in Stanley Cup play, every man on the winning team except the goalie scored at least once as the Wanderers took the first game. In the second game, Bruce Stuart and Ernie Johnson each registered four goals.

The Toronto “Trolley Leaguers”, champions of the OPHL, the first entirely pro hockey league ever formed in Canada, played the Wanderers in a one-game, sudden-death affair.

The see-saw battle included four ties until Ernie Johnson scored the Wanderers’ game-winning goal and Bruce Stuart tallied an insurance marker.

In his premier Stanley Cup appearance, Newsy Lalonde scored twice for Toronto.

CUP CHALLENGES

Mar. 10 Winnipeg 5 at Mtl. Wanderers 11
 Mar. 12 Winnipeg 3 at Mtl. Wanderers 9

Montreal won total-goals series 20-8

Mar. 14 Toronto 4 at Mtl. Wanderers 6
Montreal won one-game challenge 1-0

1908 January

The Ottawa Victorias, the latest cast of challengers from 1907, had actually finished third in the Federal Amateur Hockey League, but were awarded the league championship when the first and second place clubs — Montagnards and Cornwall — withdrew from competition. The Victorias qualified to face the Wanderers after defeating Renfrew, the 1907 champions of the Ottawa Valley, in a playoff series ordered by the Stanley Cup trustees.

Ernie Russell netted 10 goals in the Wanderers’ two games against Ottawa, including six in the second, as Montreal easily defended the trophy.

CHALLENGE SEMI-FINAL

Dec. 27 Renfrew 1 at Ottawa 4
 Dec. 30 Ottawa 1 at Renfrew 3

Ottawa won total-goals series 5-4

CUP CHALLENGE

Jan. 9 Ottawa 3 at Mtl. Wanderers 9
 Jan. 13 Ottawa 1 at Mtl. Wanderers 13

Montreal won total-goals series 22-4

1907 March

Immediately after capturing the ECAHA league title with a perfect record of 10–0–0, the Wanderers submitted a challenge to the Cup trustees, but before the Thistles could play the rematch they had to face the Brandon Wheat Kings in a best-of-three set to determine the champion of the Manitoba league. Kenora swept the series to retain the Cup.

Because the trustees had ruled that Kenora could not use Art Ross against the Wanderers, the Thistles

imported Alf Smith and Harry Westwick from Ottawa. Although Smith scored in each game, Montreal’s Ernie Russell led a winning attack with four goals in the first game and added a single in the second. Though Kenora won the second game, the Wanderers still took the total-goals series.

All games were played in Winnipeg as a result of unsatisfactory rink conditions in Kenora.

CUP PLAYOFF

Mar. 16 Kenora 8 vs Brandon 6 *
 Mar. 18 Kenora 4 vs Brandon 1 *

Kenora won best-of-three series 2-0

CUP CHALLENGE

Mar. 23 Mtl. Wanderers 7 vs Kenora 2 *
 Mar. 25 Mtl. Wanderers 5 vs Kenora 6 *
 * played in Winnipeg.

Montreal won total-goals series 12-8.

1906-07 – (March 25) – Montreal Wanderers – Billy Strachan, Riley Hern, Lester Patrick (Captain), Hod Stuart, Pud Glass, Ernie Russell, Cecil Blachford, Moose Johnson, Rod Kennedy, Jack Marshall; Dickie Boon (Manager).

1906-07 – (March 18) – Kenora Thistles – Eddie Giroux, Si Griffis, Tom Hooper, Fred Whitcroft, Alf Smith, Harry Westwick, Roxy Beaudro, Tommy Phillips (Captain), Russell Phillips.

1907 January

Because no ice had been available after the Wanderers took the Stanley Cup title from Ottawa in 1906, this east-west confrontation had to be delayed until the start of the 1907 schedule.

The Kenora Thistles, formerly the Rat Portage Thistles, brought in Art Ross as a ringer in an effort to beef up the lineup which had failed to win its Cup challenges in 1903 and 1905.

Tommy Phillips scored seven times in the two games, including all four Thistles goals in the first contest, as Kenora (with its population of 6,000 people) became the smallest town ever to win a Stanley Cup championship.

CUP CHALLENGE

Jan. 17 Kenora 4 at Mtl. Wanderers 2
 Jan. 21 Kenora 8 at Mtl. Wanderers 6

Kenora won best-of-three series 2-0

1906-07 – (January) – Kenora Thistles – Eddie Giroux, Art Ross, Si Griffis, Tom Hooper, Billy McGimsie, Roxy Beaudro, Tommy Phillips (Captain), Joe Hall, Russell Phillips.

1906 December

A new ruling allowed professionals to play with the amateurs in the ECAHA, and the Wanderers were quick to give contracts to Riley Hern, Pud Glass, Hod Stuart, Moose Johnson and Jack Marshall — who officially became the first five pros in Stanley Cup competition. Players like Cecil Blachford and Ernie Russell chose to remain amateur. A pre-season challenge by a New Glasgow squad stocked with amateur players was accepted.

Amidst the partially pro lineup, it was amateur rover Lester Patrick who led Montreal over New Glasgow with a hat trick in each game.

CUP CHALLENGE

Dec. 27 New Glasgow 3 at Mtl. Wanderers 10
 Dec. 29 New Glasgow 2 at Mtl. Wanderers 7

Montreal won total-goals series 17-5

1906-07 – (December) – Montreal Wanderers – Riley Hern, Billy Strachan, Rod Kennedy, Lester

Patrick (Captain), Pud Glass, Ernie Russell, Moose Johnson, Cecil Blachford, Dickie Boon (Manager).

1906 March

Late in the ECAHA season, the Cup trustees decided that Ottawa should defend the Cup against Smiths Falls, champions of the reconstituted FAHL. Frank McGee notched nine goals in the two games, which would be the last of Ottawa’s nine straight successful Cup defenses.

It is interesting to note that the title “Silver Seven” was given only to the team and not to any particular seven players. Ottawa’s line-up included a total of 16 players during its Stanley Cup reign that spanned from 1903 to 1906.

Ottawa and Montreal each concluded the regular-season at 9–1–0, leading to a two-game, total-goals series for the ECAHA championship and possession of the Stanley Cup.

In his Stanley Cup debut, Ernie Russell scored four goals to lift Montreal over Ottawa 9–1 in the first game, which left the defending champs with the task of outscoring the Wanderers by a minimum of nine goals in the second in order to retain the trophy.

Ottawa used Smiths Falls goalie Percy LeSueur in goal for the second game, and after he gave up an early goal, Ottawa stormed to a 9–1 lead on the strength of Harry Smith’s five-goal effort to tie the series. However, Montreal rover Lester Patrick scored two late goals for the Wanderers to lock up the club’s first Stanley Cup title.

Due to the late conclusion of the ECAHA Stanley Cup playoff, as well as the Manitoba and Maritime playoffs, the Stanley Cup challenges of Kenora and New Glasgow were put off until the 1906-07 season.

CUP CHALLENGE

Mar. 6 Smiths Falls 5 at Ottawa 6
 Mar. 8 Smiths Falls 2 at Ottawa 8

Ottawa won total-goals series 14-7

NOVA SCOTIA PLAYOFF

Mar. 6 New Glasgow 7 at Halifax Wanderers 1 *
 * Played at Truro

New Glasgow won one-game tiebreaker

MARITIME PLAYOFF

Mar. 12 Moncton 1 at New Glasgow 4 or
 Mar. 14 Moncton 1 at New Glasgow 2 or

New Glasgow won best-of-three series 2-0

MANITOBA PLAYOFF

Mar. 8 Kenora 8 at Winnipeg 2
Kenora won one-game tiebreaker

CUP PLAYOFF

Mar. 14 Ottawa 1 at Mtl. Wanderers 9
 Mar. 17 Mtl. Wanderers 3 at Ottawa 9

Montreal won total-goals series 12-10

1905-06 – (March) - Montreal Wanderers – Henri Menard, Billy Strachan, Rod Kennedy, Lester Patrick, Pud Glass, Ernie Russell, Moose Johnson, Cecil Blachford (Captain), Josh Arnold; Dickie Boon (Manager).

1906 February

Ottawa was among several Federal Amateur and Canadian Amateur Hockey League teams that banded together to form the new Eastern Canada Amateur Hockey Association in 1906. During the ECAHA season, the Silver Seven took time out to host Queen’s University, which had challenged for the Stanley Cup for the third time.

Alf and Harry Smith, the best of seven brothers to have tried out for the Ottawa squad, led the Silver

Seven to victory. Alf scored five goals in the first game, and Harry duplicated the feat in the second.

CUP CHALLENGE

Feb. 27	Queen's U.	7	at	Ottawa	16
Feb. 28	Queen's U.	7	at	Ottawa	12

Ottawa won total-goals series 28-14

1905-06 – (February) – Ottawa Silver Seven –

Harvey Pulford (Captain), Arthur Moore, Harry Westwick, Frank McGee, Alf Smith (Playing Coach), Billy Gilmour, Billy Hague, Harry Smith, Tommy Smith, Coe Dion, Jack Ebbs.

1905 March

Having edged out the Montreal Wanderers for the FAHL title, Ottawa retained the Stanley Cup and faced a challenge from the team in Rat Portage (later known as Kenora, Ontario).

Ottawa had lost Frank McGee for the series opener, and the fleet-footed Thistles skated to victory. Tom Phillips put on a show for the fans with the first five-goal performance in a Stanley Cup game by a player other than the high-scoring McGee.

Ottawa's rink crew flooded the ice in the remaining two games, and the move greatly slowed the Thistles' fast-paced attack. McGee returned to score three goals in both games, including the Cup-winner in the finale.

CUP CHALLENGE

Mar. 7	Rat Portage	9	at	Ottawa	3
Mar. 9	Rat Portage	2	at	Ottawa	4
Mar. 11	Rat Portage	4	at	Ottawa	5

Ottawa won best-of-three series 2-1

1904-05 – Ottawa Silver Seven – Dave Finnie,

Harvey Pulford (Captain), Arthur Moore, Harry Westwick, Frank McGee, Alf Smith (Playing Coach), Billy Gilmour, Frank White, Horace Gaul, Hamby Shore, Bones Allen.

1905 January

Now a member of the FAHL, Ottawa took on Dawson City in a midseason challenge for the Stanley Cup. The Nuggets, backed by Yukon prospector Colonel Joe Boyle, departed from Dawson City on December 19 to meet the famed Silver Seven nearly a month later. The 4,000-mile excursion included travel by dogsled, boat and train and set the club back by over \$3,000.

Wearied from the long trek, the challengers were overwhelmed. In the second game, Ottawa set Stanley Cup scoring records of every variety, including an unparalleled 14-goals from Frank McGee.

CUP CHALLENGE

Jan. 13	Dawson City	2	at	Ottawa	9
Jan. 16	Dawson City	2	at	Ottawa	23

Ottawa won best-of-three series 2-0

1904 March

The Montreal Wanderers, who had stripped the cross-city rival AAA club of its best players, skated to the inaugural Federal Amateur Hockey League (FAHL) championship with a perfect 6-0-0 record. As such, they were granted a two-game, total-goals challenge for the Stanley Cup.

Following the first game, which ended with a 5-5 tie, a new two-game series was scheduled to be played in Ottawa. However, the Wanderers refused to play unless one of the games would be staged in Montreal. As defenders of the Cup, the Silver Seven

did not have to yield to such a demand, and the series was awarded to Ottawa.

Ottawa faced Brandon, the champions of the Manitoba/Northwestern Hockey Association, in their fourth Stanley Cup challenge of the season and won both games. Frank McGee scored eight goals in the two games, including five in the first to tie his own Stanley Cup record set earlier in the year. A 21-year-old Lester Patrick starred for Brandon in his Cup debut.

CUP CHALLENGES

Mar. 2	Ottawa	5	at	Mtl. Wanderers	5
--------	--------	---	----	----------------	---

Series awarded to Ottawa

Mar. 9	Brandon	3	at	Ottawa	6
Mar. 11	Brandon	3	at	Ottawa	9

Ottawa won total-goals series 15-6

1903-04 – Ottawa Silver Seven – Suddy

Gilmour, Arthur Moore, Frank McGee, Bouse Hutton, Billy Gilmour, Jim McGee, Harry Westwick, Harvey Pulford (Captain), Scott, Alf Smith (Playing Coach).

1904 February

On February 8, Ottawa pulled out of the Canadian Amateur Hockey League over a dispute involving a make-up game with the Montreal Victorias. As a result, the Quebec Bulldogs, who had won the league title, petitioned the trustees to strip the Silver Seven of the Cup and award it to them. The request would be denied, but while the debate continued, Ottawa faced a new challenger, the Toronto Marlboros of the Ontario Hockey Association.

Frank McGee led the Silver Seven with three goals in the first game and the first five-goal performance ever recorded in Stanley Cup competition in the second to insure the sweep.

CUP CHALLENGE

Feb. 23	Tor. Marlboros	3	at	Ottawa	6
Feb. 25	Tor. Marlboros	2	at	Ottawa	11

Ottawa won best-of-three series 2-0

1904 January

Before beginning the new CAHL season, the Ottawa Silver Seven successfully defended the Cup against the Winnipeg Rowing Club. Ottawa's "One-eyed" Frank McGee registered a hat trick in the first game, but captain Bill Breen rallied the challengers with two goals in the second. In the finale, goalie Bouse Hutton shut down Winnipeg completely, with McGee scoring the game-winner.

Prior to the opening contest, both teams agreed to paint what essentially became the first "goal line" in hockey history. A red line was drawn from goalpost to goalpost in order to aid the referee.

Joe Hall made his Stanley Cup debut with the underdog Rowing Club.

CUP CHALLENGE

Dec. 30	Winnipeg R.C.	1	at	Ottawa	9
Jan. 1	Winnipeg R.C.	6	at	Ottawa	2
Jan. 4	Winnipeg R.C.	0	at	Ottawa	2

Ottawa won best-of-three series 2-1

1903 March

The 1903 CAHL season ended with both Ottawa and the Montreal Victorias finishing ahead of the defending champion Montreal AAA. As both Ottawa and the Vics had identical records of 6-2-0, a two-game total-goals playoff was arranged to determine both the new CAHL and Stanley Cup champion.

After a tie in game one, Ottawa's famed Gilmour brothers — Billy, Dave and Suddy — combined for

five goals and Frank McGee added a hat trick en route to a convincing victory. After winning the Cup, the Ottawa team became known as the Silver Seven.

The Rat Portage Thistles, playing with only one man over the age of 20, journeyed from northwestern Ontario to Ottawa to meet the Silver Seven. The game proved to be a springboard for the Ottawa club, which successfully defended the Cup for the first of nine straight times.

Billy and Dave Gilmour combined with Frank McGee for all 10 Ottawa goals in the series.

CUP PLAYOFF

Mar. 7	Ottawa	1	at	Mtl. Victorias	1
Mar. 10	Mtl. Victorias	0	at	Ottawa	8

Ottawa won total-goals series 9-1

CUP CHALLENGE

Mar. 12	Rat Portage	2	at	Ottawa	6
Mar. 14	Rat Portage	2	at	Ottawa	4

Ottawa won total-goals series 10-4

1902-03 – (March) – Ottawa Silver Seven –

Suddy Gilmour, Percy Sims, Bouse Hutton, Dave Gilmour, Billy Gilmour, Harry Westwick, Frank McGee, F.H. Wood, A.A. Fraser, Charles Spittal, Harvey Pulford (Captain), Arthur Moore; Alf Smith (Coach).

1903 February

The Montreal AAA took time out from the CAHL schedule to face a challenge from the Winnipeg Victorias in a much-discussed series. The first game was a lopsided contest won by the AAA, but the Vics bounced back in the second. With the score tied 2-2 at midnight after 27 minutes of overtime in this Saturday night affair, the Mayor of Westmount refused to allow the game to continue into the Sabbath. The Cup trustees first decided to resume the overtime the following Monday, but later realized it would be impossible to sell tickets to a game which might end after a few minutes or even a few seconds. Consequently, the game was replayed.

Tommy Phillips, one of the greatest players of the early era, made his Stanley Cup debut with three goals in four games for Montreal. The Winnipeg players all wore tube skates, the first time an entire team had appeared in the east so equipped.

CUP CHALLENGE

Jan. 29	Winnipeg	1	at	Mtl. AAA	8
Jan. 31	Winnipeg	2	at	Mtl. AAA	2 OT
Feb. 2	Winnipeg	4	at	Mtl. AAA	2
Feb. 4	Winnipeg	1	at	Mtl. AAA	4

Montreal won best-of-three series 2-1

1902-03 – (February) – Montreal AAA – Tom

Hodge, Dickie Boon, Billy Nicholson, Tommy Phillips, Art Hooper, Billy Bellingham, Jack Marshall, Jimmy Gardner, Cecil Blachford, George Smith.

1902 March

Montreal, having won the championship of the CAHL, challenged Winnipeg, and a best-of-three Stanley Cup series was arranged. Over 4,000 fans packed the Winnipeg Arena for game one, paying as much as \$25 for \$5 and \$10 seats for this battle of the giants. Even larger crowds attended the subsequent games.

After the rival teams split the first two games, Montreal's Art Hooper and Jack Marshall scored early in the third game to give the AAA a 2-0 lead. However, it was a stubborn defense which lifted the Montrealers to victory and earned them the moniker "Little Men of Iron," a nickname which became commonly associated with the Montreal Wanderers who later employed most of the AAA's star players.

CUP CHALLENGE

Mar. 13	Mtl. AAA	0	at	Winnipeg	1
Mar. 15	Mtl. AAA	5	at	Winnipeg	0
Mar. 17	Mtl. AAA	2	at	Winnipeg	1

Montreal won best-of-three series 2-1

1901-02 – (March) – Montreal AAA – Tom Hodge, Dickie Boon, Billy Nicholson, Art Hooper, Billy Bellingham, Charles Liffiton, Jack Marshall, Roland Elliot, Jimmy Gardner.

1902 January

The Cup trustees accepted a challenge from the Toronto Wellingtons of the Ontario Hockey Association, and the Vics easily won the Cup in two games. For unknown reasons, Toronto wore Winnipeg uniforms in the first match and their own in the second.

CUP CHALLENGE

Jan. 21	Tor. Wellingtons	3	at	Winnipeg	5
Jan. 23	Tor. Wellingtons	3	at	Winnipeg	5

Winnipeg won best-of-three series 2-0

1901-02 – (January) – Winnipeg Victorias – Burke Wood, Tony Gingras, Charles Johnstone, Rod Flett, Magnus Flett, Dan Bain (Captain), Fred Scanlon, F. Cadham, Art Brown.

1901

After a five-year hiatus, the Winnipeg Vics regained the Stanley Cup from the defending champion Shamrocks in consecutive victories. Forward Dan Bain, who scored the Cup-winning goal four minutes into overtime in game two, played both games with a mask as the Vics continued to surprise Montrealers with new innovations from the west.

Winnipeg's victory over the Shamrocks meant the Stanley Cup passed out of the CAHL, so that when Ottawa unseated the Montreal team for the league title their was no Cup to claim. Due to the lateness of the season (March) and the travel to Winnipeg that would be involved, Ottawa declined to issue a Stanley Cup challenge.

CUP CHALLENGE

Jan. 29	Winnipeg	4	at	Mtl. Shamrocks	3
Jan. 31	Winnipeg	2	at	Mtl. Shamrocks	1 OT

Winnipeg won best-of-three series 2-0

1900-01 – Winnipeg Victorias – Burke Wood, Jack Marshall, Tony Gingras, Charles Johnstone, Rod Flett, Magnus Flett, Dan Bain (Captain), Art Brown, George Carruthers.

1900 March

The end of the 1900 season saw the Montreal Shamrocks finish atop the CAHL standings again. Having thus retained their Stanley Cup title, the Shamrocks soundly turned back an attempt by the Halifax Crescents of the Maritime Hockey League to take the Cup. Montreal's Art Farrell established a new Stanley Cup record with four goals in each game to lead the champs.

CUP CHALLENGE

Mar. 5	Halifax	2	at	Mtl. Shamrocks	10
Mar. 7	Halifax	0	at	Mtl. Shamrocks	11

Montreal won total-goals series 21-2

1899-1900 – Montreal Shamrocks – Joe McKenna, Frank Tansey, Frank Wall, Art Farrell, Fred Scanlon, Harry Trihey (Captain), Jack Brannen.

1900 February

In mid-season, the Shamrocks faced Winnipeg in the first best-of-three challenge to go the limit. The series was evenly played with only one goal separating the teams in each contest. Harry Trihey was the offensive star again with seven goals in three games, including three in the finale.

The Winnipeg club, which had become noted for its innovations, introduced a new hockey stick which had the upper edge of the blade tapered, making it much lighter and considerably more modern.

CUP CHALLENGE

Feb. 12	Winnipeg	4	at	Mtl. Shamrocks	3
Feb. 14	Winnipeg	2	at	Mtl. Shamrocks	3
Feb. 16	Winnipeg	4	at	Mtl. Shamrocks	5

Montreal won best-of-three series 2-1

1899 March

The Montreal Shamrocks, formerly the Crystals, captured the 1899 CAHL title. The key game was a 1-0 victory over the Montreal Victorias on March 1 in front of 8,000 fans in the brand new Montreal (Westmount) Arena. Harry Trihey scored the lone goal, which gave the Shamrocks a 7-1-0 record on the season to the Victorias' mark of 6-2-0. By defeating the defending champions for their own league title, the Shamrocks won the Stanley Cup, which they successfully defended against Queen's University. Trihey of the Irish netted a hat trick, and Art Farrell posted two more in the 6-2 victory.

CUP CHALLENGE

Mar. 14	Queen's U.	2	at	Mtl. Shamrocks	6
---------	------------	---	----	----------------	---

Montreal won one-game challenge

1898-99 – (March) – Montreal Shamrocks – Joe McKenna, Frank Tansey, Frank Wall, Harry Trihey (Captain), Art Farrell, Fred Scanlon, Jack Brannen, John Dobby, Charles Hoerner.

1899 February

The Amateur Hockey Association had dissolved prior to the start of the season with the Canadian Amateur Hockey League (CAHL) taking its place as the top hockey league in the country. The five former AHA franchises now comprised the new league.

The Montreal Vics successfully defended the Cup against their perennial rivals from Winnipeg in a series marred by controversy. After narrowly winning the first game of the set, Montreal's Bob McDougall slashed and injured Winnipeg's Tony Gingras, and the referee imposed a two-minute penalty, which Winnipeg protested was too lenient. The westerners were so incensed, they left the ice.

Insulted by the incident, the referee left the arena. He did reappear over an hour after play had stopped, and gave Winnipeg 15 minutes to resume play. Upon their failure to return, the game was awarded to Montreal.

CUP CHALLENGE

Feb. 15	Winnipeg	1	at	Mtl. Victorias	2
Feb. 18	Winnipeg	2	at	Mtl. Victorias	3

Montreal won best-of-three series 2-0

1898-99 – (February) – Montreal Victorias – Gordon Lewis, Mike Grant, Graham Drinkwater (Captain), Cam Davidson, Bob McDougall, Ernie McLea, Frank Richardson, Jack Ewing, Russell Bowie, Douglas Acer, Fred McRobie.

1898

The Montreal Victorias claimed their fourth consecutive AHA title, romping to the championship with a perfect record of 8-0-0. Vics forward Cam Davidson headlined the cast of scoring leaders with 14 goals in seven regular-season games. As champions of the AHA, the Montreal team retained the Stanley Cup and was not called upon to defend it.

1897-98 – Montreal Victorias – Gordon Lewis, Hartland McDougall, Mike Grant, Graham Drinkwater, Cam Davidson, Bob McDougall, Ernie McLea, Frank Richardson (Captain), Jack Ewing.

1897

The Montreal Victorias were champions of the AHA for a third straight season in 1897 (again with a 7-1-0 record), and accepted a challenge from the Ottawa Capitals, winners of the Central Canada Hockey Association title. The challenge was scheduled for December, which would place it just before the beginning of the next hockey season. Although this Stanley Cup confrontation was originally set as a best-of-three series, the trustees ended the affair after one game because the two teams were unevenly matched.

CUP CHALLENGE

Dec. 27	Ottawa	2	at	Mtl. Victorias	15
---------	--------	---	----	----------------	----

Montreal declared series winner

1896-97 – Montreal Victorias – Gordon Lewis, Harold Henderson, Mike Grant (Captain), Cam Davidson, Graham Drinkwater, Bob McDougall, Ernie McLea, Shirley Davidson, Hartland McDougall, Jack Ewing, Percy Molson, David Gillilan, McLellan.

1896 December

Immediately after winning the AHA championship with a 7-1-0 record, the recently dethroned Cup champion Montreal Victorias wasted no time in requesting a challenge against the Winnipeg Victorias, but satisfactory ice could not be ensured and the game was put off until the following winter.

The long-awaited rematch was described at the time as the greatest sporting event in Winnipeg history. Throngs of fans jammed the arena, with many paying as much as \$12 per seat. Back in Montreal, the *Daily Star* newspaper arranged a public gathering whereby fans received up-to-the-minute game reports via telegraph.

The Montrealers overcame a 4-2 halftime deficit to tie the game 5-5, before Ernie McLea, who posted the first Stanley Cup hat trick, rifled his third goal of the night past goalie George "Whitey" Merritt to win the game in the closing seconds.

CUP CHALLENGE

Dec. 30	Mtl. Victorias	6	at	Winnipeg	5
---------	----------------	---	----	----------	---

Montreal won one-game challenge

1895-96 – (December) – Montreal Victorias – Harold Henderson, Mike Grant (Captain), Bob McDougall, Graham Drinkwater, Shirley Davidson, Hartland McDougall, Ernie McLea, Cam Davidson, David Gillilan, Stanley Willett, Gordon Lewis, W. Wallace.

1896 February

The first east-west confrontation in Stanley Cup history pitted the defending Montreal Victorias against the Winnipeg Victorias, champions of the Manitoba Hockey League (MHL).

Whitey Merritt, the Winnipeg netminder, introduced the first set of goalie pads in Stanley Cup history to the Montrealers when he skated onto the ice with a pair of white cricket pads and proceeded to register a shutout. Dan Bain scored the Cup-winning goal midway through the game, and Tote Campbell added the other.

CUP CHALLENGE

Feb. 14 Winnipeg 2 at Mtl. Victorias 0

Winnipeg won one-game challenge

1895-96 – (February) – Winnipeg Victorias – Whitey Merritt, Rod Flett, Fred Higginbotham, Jack Armytage (Captain), Tote Campbell, Dan Bain, Charles Johnstone, Attie Howard.

1895

The Montreal Victorias wrapped up the AHA title on March 8, and, having unseated the Montreal AAA, were prepared to defend the Stanley Cup as league champions. However, trustees Sweetland and Ross had already agreed to a challenge match between the 1894 champion AAA club and Queen's University with the game set for March 9.

In what remains one of the most unusual Stanley Cup situations ever, Sweetland and Ross maintained that if the AAA defeated Queen's, the Victorias would be declared champions, but if Queen's won, the trophy would pass out of the AHA for the first time and go to the university squad. The first challenge match in Stanley Cup history turned out to be a one-sided affair as the AAA won the game, and the Victorias were awarded the trophy.

Clarence McKerrow, playing in place of the injured Billy Barlow, became the first "ringer" in Stanley Cup history and scored once for the AAA in a winning effort.

CUP CHALLENGE

Mar. 9 Queen's U. 1 at Mtl. AAA 5

Montreal won one-game challenge

1894-95 – Montreal Victorias – Robert Jones, Harold Henderson, Mike Grant (Captain), Shirley Davidson, Hartland McDougall, Bob McDougall, Norman Rankin, Graham Drinkwater, Roland Elliot, William Pullan, Arthur Fenwick, A. McDougall.

1894

The 1894 AHA season ended precariously. Four of the five competing clubs — the Montreal AAA, Montreal Victorias, Ottawa Capitals and Quebec Athletic Club — finished with 5–3–0 records and shares of first place. The determination of a champion, and thus the winner of the Stanley Cup, created many problems for the league's governors who simply could not come to terms on a solution suitable to all involved. With two of the four finalists from Montreal, home-ice advantage became the major issue of contention. After Quebec ultimately withdrew, it was decided that all playoff games would be staged in Montreal and that Ottawa would be given a bye into the Final since it was the sole "road" team.

In what must be termed the first Stanley Cup playoff game ever, the two Montreal clubs battled to a 3–2 decision in favor of the defending champions, who then downed Ottawa in the final.

Forward Billy Barlow, who finished third overall with eight goals in eight regular-season games, scored twice in each postseason contest as the AAA successfully defended its title.

SEMIFINAL

Mar. 17 Mtl. Victorias 2 at Mtl. AAA 3

FINAL

Mar. 22 Ottawa 1 at Mtl. AAA 3

1893-94 – Montreal AAA – Herb Collins, Allan Cameron, George James, Billy Barlow, Clare Mussen, Archie Hodgson, Haviland Routh, Alex Irving, James Stewart, E. O'Brien, Toad Wand, Alex Kingan.

1893

In accordance with Lord Stanley's terms, the Montreal AAA Hockey Club captured the inaugural Stanley Cup championship as a result of winning Canada's Amateur Hockey Association (AHA) title. The AAA squad skated to a 7–1–0 record to beat out the 6–2–0 Ottawa Generals, who had handed the Montrealers their lone defeat of the season on opening day. Haviland Routh led the newly crowned champs with a league-high 12 goals in seven games.

Formed in 1886, the AHA was considered the top hockey league in all of Canada. By 1893, its schedule consisted of 20 games played among its five club members, which included three Montreal teams — the AAA, Victorias and Crystals — as well as Ottawa and Quebec.

Once the AAA had been declared holders of the Cup, any Canadian hockey team deemed acceptable by the trustees could challenge for the trophy, but none would for two years.

1892-93 – Montreal AAA – Tom Paton, James Stewart, Allan Cameron, Haviland Routh, Archie Hodgson, Billy Barlow, Alex Irving, Alex Kingan, G.S. Low.





The Stanley Cup, separated by 118 years. The Montreal Amateur Athletic Association, above, were the first winners of the trophy in 1893. The Boston Bruins, below, won it in 2011.



Conn Smythe Trophy Update

A TOTAL OF 40 DIFFERENT PLAYERS have won the Conn Smythe Trophy, awarded to the most valuable player to his team in the playoffs. The trophy was first awarded in 1965 (Jean Beliveau). Patrick Roy is the only three-time winner of the trophy while four players have won the award twice: Bobby Orr, Bernie Parent, Wayne Gretzky and Mario Lemieux.

Five players have won the Conn Smythe Trophy as members of teams that have lost in the Stanley Cup Final: Roger Crozier (1966, Detroit Red Wings), Glenn Hall (1968, St. Louis Blues), Reggie Leach (1976, Philadelphia Flyers), Ron Hextall (1987, Philadelphia Flyers) and Jean-Sebastien Giguere (2003, Mighty Ducks of Anaheim).

Twenty-year-old Patrick Roy of the 1986 Montreal Canadiens was the youngest player ever to win the Conn Smythe Trophy.

The Conn Smythe Trophy is voted upon by the Professional Hockey Writers Association (PHWA) at the conclusion of the final game of the Stanley Cup playoffs. A complete listing of Conn Smythe Trophy winners follows:

CONN SMYTHE TROPHY WINNERS

2011	Tim Thomas, G, Bos.	1986	Patrick Roy, G, Mtl.
2010	Jonathan Toews, C, Chi.	1985	Wayne Gretzky, C, Edm.
2009	Evgeni Malkin, C, Pit.	1984	Mark Messier, C, Edm.
2008	Henrik Zetterberg, LW, Det.	1983	Billy Smith, G, NYI
2007	Scott Niedermayer, D, Ana.	1982	Mike Bossy, RW, NYI
2006	Cam Ward, G, Car.	1981	Butch Goring, C, NYI
2004	Brad Richards, C, T.B.	1980	Bryan Trottier, C, NYI
2003	J.S. Giguere, G, Ana.	1979	Bob Gainey, LW, Mtl.
2002	Nicklas Lidstrom, D, Det.	1978	Larry Robinson, D, Mtl.
2001	Patrick Roy, G, Col.	1977	Guy Lafleur, RW, Mtl.
2000	Scott Stevens, D, N.J.	1976	Reggie Leach, RW, Phi.
1999	Joe Nieuwendyk, C, Dal.	1975	Bernie Parent, G, Phi.
1998	Steve Yzerman, C, Det.	1974	Bernie Parent, G, Phi.
1997	Mike Vernon, G, Det.	1973	Yvan Cournoyer, RW, Mtl.
1996	Joe Sakic, C, Col.	1972	Bobby Orr, D, Bos.
1995	Claude Lemieux, RW, N.J.	1971	Ken Dryden, G, Mtl.
1994	Brian Leetch, D, NYR	1970	Bobby Orr, D, Bos.
1993	Patrick Roy, G, Mtl.	1969	Serge Savard, D, Mtl.
1992	Mario Lemieux, C, Pit.	1968	Glenn Hall, G, St.L.
1991	Mario Lemieux, C, Pit.	1967	Dave Keon, C, Tor.
1990	Bill Ranford, G, Edm.	1966	Roger Crozier, G, Det.
1989	Al MacInnis, D, Cgy.	1965	Jean Beliveau, C, Mtl.
1988	Wayne Gretzky, C, Edm.		
1987	Ron Hextall, G, Phi.		



Odd and Unusual Moments in Stanley Cup History

1988: Tie games used to be a part of the NHL playoffs until the practice of two-game total-goals series was abandoned for the 1936–37 postseason. Since then, only two NHL playoff games have ended before a winner was declared, and both involved the Boston Bruins. The first occurred in 1951 (see right). The second took place on May 24, 1988, when a power failure at the Boston Garden stopped a game in the Final between the Bruins and Edmonton Oilers. The game was postponed, and was never replayed as the Oilers went on to defeat the Bruins in four straight games.

After winning, the Oilers took the Cup back to Edmonton to celebrate. At one stop on this local victory tour, the Cup was slightly damaged and bent in various places, so it was taken to a local autobody shop and repaired. It returned to its home at the Hall of Fame in Toronto looking a little worse for wear, but a quick trip to the silversmith returned the trophy to tip-top condition.

1987: Trailing three games to one in the Final, Philadelphia coach Mike Keenan uncrated the Cup in the Flyers dressing room as a motivational ploy before Game Five against Edmonton. The Cup's magic worked; the Flyers won 4-3. The Cup was displayed in the dressing room before Game Six and the Flyers won again. Returning to Edmonton for Game Seven, Keenan wanted to stick with his pre-game ritual, but the Cup couldn't be found. Apparently it had been delayed in shipping. Edmonton won the game and the series and celebrated with the trophy. It was later revealed that the Cup had been hidden by Edmonton assistant trainer Lyle Kulchisky.

1984: After the Edmonton Oilers won their Stanley Cup title, owner Peter Pocklington included the name of his father, Basil Pocklington, on the trophy. As Basil had no connection with the team, the name was crossed out with a row of X's that still remain on the Cup. The X's do not appear on the Hockey Hall of Fame's replica Cup.

1977: The current Stanley Cup was almost stolen in 1977, but a keen-eyed employee of the Hockey Hall of Fame thwarted the attempt. Seven men, with a large gym bag and tools, were seen near the Cup. When spotted, they dashed outside. In their car, police found a series of photos detailing the layout of the Hall and the necessary equipment to pull off the heist.

1975: One of the more unusual events in Stanley Cup history took place during the final between the Philadelphia Flyers and Buffalo Sabres. Game Three of the series was played on May 20 on a humid night in Buffalo. Fog inside the old Memorial Auditorium became so thick that the game had to be delayed. Players skated around the ice, waving towels to move the mist away. Suddenly, a bat flew down from the rafters and flew in circles just above the playing surface. The crowd cheered as all the players scattered—except Buffalo's Jim Lorentz, who dispatched the winged creature with a swipe of his hockey stick. The Sabres went on to win the game 5-4 in overtime, but dropped the series in six.

1970: After the Toronto Maple Leafs won the Cup in 1963, the original collar beneath the Stanley Cup bowl was retired to the Hockey Hall of Fame. In January 1970, the collar was stolen. Later, an anonymous phone caller told police to check the backroom of a Toronto cleaning store for a very important piece of history. The police weren't sure what they would find, but there, wrapped like a Christmas present was the original collar of the Stanley Cup.

1962: An attempt to steal the Cup took place in Chicago the year after the Black Hawks had become playoff champions in 1961, ending the Montreal Canadiens' five-year championship reign. When the Habs lost in the semifinals to the Hawks for the second year in a row in 1962, an unhappy Montreal fan went into the lobby of the Chicago Stadium where the trophy was displayed in a glass case. He broke the glass and made a beeline to freedom with his prize. However, he was quickly caught and the Mug apprehended. He explained that he couldn't stand seeing any team but the Canadiens win the Stanley Cup.

1951: On Saturday, March 31, 1951, the Boston Bruins and Toronto Maple Leafs were tied 1-1 after one period of overtime when the game was halted. At that time, the city of Toronto did not allow sports to be played on Sunday, and the clock was just about to strike midnight.

1924: The Montreal Canadiens wanted to celebrate their Cup win by drinking champagne from the Silver Mug. To this end they headed to owner Leo Dandurand's home to swill the bubbly. As fate would have it, they suffered a flat tire along the way and the boys placed Lord Stanley's Cup on the curb while they tended to the flat. When they arrived at Dandurand's and prepared to serve the victory wine, they discovered they'd left the trophy behind, on the streets of Montreal. Back into the car they rumbled and found the Cup where they had left it, on the sidewalk.

1923: After returning home from the west coast with the Stanley Cup, Frank "King" Clancy asked Ottawa Senator executives if he could bring the Cup home to show his father, a well-known amateur athlete and the original "King."

The following season, NHL president Frank Calder asked the Senators for the Cup, but they couldn't find it. It was then that Clancy admitted it was at his home, sitting on the mantle piece.

1907: The Montreal Wanderers quickly forgot the valuable lesson of the previous year (see below) and left the Cup at the home of the photographer they hired to document their trophy win. A young fellow happened by and grabbed the Cup, hoping to extract a small ransom for its return. However, no one was interested, so he returned it to the photographer's home, where an astute lady decided it would make a wonderful flower pot. It served that purpose for a few months until the Wanderers brass remembered where it was and rescued it from its earthly grave.

1906: The Montreal Wanderers won the Cup this year, dethroning the Ottawa Silver Seven who had held the trophy since 1903. But when the Montreal players asked to see their prize, the Cup was no where to be found. Someone remembered that Ottawa's Harry Smith had the Mug and after a quick search it was retrieved and presented to the victorious Wanderers.

1905: The Ottawa Silver Seven felt it necessary to see if one could kick the Cup across Ottawa's Rideau Canal. One of them lined it up and gave it a boot, drop-kick style. It didn't make it. The Stanley Cup landed in the canal, which, fortunately, happened to be frozen at the time. The boys went on their merry way, and the Cup stayed on the Canal until the next day when sober heads prevailed and Lord Stanley's mug was rescued.

Comebacks, Upsets and Overtime

Comebacks from Trailing 3–1 in Games

Year	Series	Series Result in Games	
1942	F	TOR - 4	DET - 3
1975	QF	NYI - 4	PIT - 3
1987	DSF	NYI - 4	WSH - 3
1987	DF	DET - 4	TOR - 3
1988	DSF	WSH - 4	PHI - 3
1989	DSF	LA - 4	EDM - 3
1990	DSF	EDM - 4	WPG - 3
1991	DSF	STL - 4	DET - 3
1992	DSF	DET - 4	MIN - 3
1992	DSF	VAN - 4	WPG - 3
1992	DSF	PIT - 4	WSH - 3
1994	CQF	VAN - 4	CGY - 3
1995	CQF	PIT - 4	WSH - 3
1998	CQF	EDM - 4	COL - 3
1999	CQF	STL - 4	PHX - 3
2000	CF	NJ - 4	PHI - 3
2003	CQF	MIN - 4	COL - 3
2003	CQF	VAN - 4	STL - 3
2003	CSF	MIN - 4	VAN - 3
2004	CQF	MTL - 4	BOS - 3
2009	CQF	WSH - 4	NYR - 3
2010	CQF	MTL - 4	WSH - 3
2010	CF	PHI - 4	BOS - 3
2011	CQF	T.B. - 4	PIT - 3

Comebacks from Trailing 2–0 in Games

Year	Series	Series Result in Games	
1942	F	TOR - 4	DET - 3
1945	SF	DET - 4	BOS - 3
1959	SF	TOR - 4	BOS - 3
1962	SF	CHI - 4	MTL - 2
1963	SF	DET - 4	CHI - 2
1965	SF	CHI - 4	DET - 3
1966	F	MTL - 4	DET - 2
1968	QF	MIN - 4	LA - 3
1968	QF	CHI - 4	NYR - 2
1971	F	MTL - 4	CHI - 3
1972	QF	STL - 4	MIN - 3
1975	QF	NYI - 4	PIT - 3
1976	QF	NYI - 4	BUF - 2
1977	QF	PHI - 4	TOR - 2
1978	QF	TOR - 4	NYI - 3
1982	DF	QUE - 4	BOS - 3
1984	CF	NYI - 4	MTL - 2
1987	DSF	QUE - 4	HFD - 2
1987	DF	MTL - 4	QUE - 3
1987	DF	DET - 4	TOR - 3
1991	CF	PIT - 4	BOS - 2
1992	DSF	DET - 4	MIN - 3
1992	DSF	PIT - 4	WSH - 3
1993	DSF	MTL - 4	QUE - 2
1993	DSF	TOR - 4	DET - 3
1994	CSF	NJ - 4	BOS - 2
1995	CSF	CHI - 4	TOR - 3
1996	CQF	NYR - 4	MTL - 2
1996	CQF	PIT - 4	WSH - 2
1999	CSF	COL - 4	DET - 2
2000	CSF	PHI - 4	PIT - 2
2001	CQF	LA - 4	DET - 2
2002	CQF	DET - 4	VAN - 2
2003	CQF	TB - 4	WSH - 2
2004	CQF	MTL - 4	BOS - 3
2006	CQF	CAR - 4	MTL - 2
2006	CSF	EDM - 4	SJ - 2
2009	CQF	WSH - 4	NYR - 3
2009	CSF	PIT - 4	WSH - 3
2009	F	PIT - 4	DET - 3
2010	CSF	PHI - 4	BOS - 3
2011	CQF	BOS - 4	MTL - 3
2011	F	BOS - 4	VAN - 3

Largest Single-Game Playoff Comebacks

Deficit	Date	Final Score	
5	April 10, 1982	LA 6	vs EDM 5
4	April 8, 1971	MTL 7	at BOS 5
4	April 28, 1985	MIN 5	at CHI 4
4	April 19, 2011	SJ 6	at LA 5

Largest Regular-Season Point Differential Overcome by Upset Series Winner

Differential	Year	Winner	Pts.	Loser	Pts.
48	1982	LA	63	EDM	111
38	1991	MIN	68	CHI	106
37	1991	MIN	68	STL	105
36	1951	MTL	65	DET	101
33	1981	NYR	74	STL	107
33	2010	MTL	88	WSH	121
32	1986	NYR	78	PHI	110
32	1993	NYI	87	PIT	119
30	1986	CGY	89	EDM	119

Playoff Overtime, 1990 to 2011

Since the 1990 post season, there have been 385 overtime games. The home team has won 190 games (49.4%) and the road team has won 195 games (50.6%).

CHAPTER 8

Stanley Cup Playoffs Record Book

Team and Individual Records (NHL), 1918 – 2011

Team Records

GAMES PLAYED

MOST GAMES PLAYED, ALL TEAMS, ONE PLAYOFF YEAR

- 92 – 1991. There were 51 DSF, 24 DF, 11 CF, and 6 F games.
- 90 – 1994. There were 48 CQF, 23 CSF, 12 CF, and 7 F games.
- 2002. There were 47 CQF, 25 CSF, 13 CF, and 5 F games.

MOST GAMES PLAYED, ONE TEAM, ONE PLAYOFF YEAR

- 26 – **Philadelphia Flyers**, 1987. Won DSF 4-2 vs. NY Rangers, DF 4-3 vs. NY Islanders, CF 4-2 vs. Montreal and lost F 4-3 vs. Edmonton.
- **Calgary Flames**, 2004. Won CQF 4-3 vs. Vancouver, CSF 4-2 vs. Detroit, CF 4-2 vs. San Jose and lost F 4-3 vs. Tampa Bay.
- 25 – New Jersey Devils, 2001. Won CQF 4-3 vs. Carolina, CSF 4-3 vs. Toronto, CF 4-1 vs. Pittsburgh and lost F 4-3 vs. Colorado.
- Carolina Hurricanes, 2006. Won CQF 4-2 vs. Montreal, CSF 4-1 vs. New Jersey, CF 4-3 vs. Buffalo and F 4-3 vs. Edmonton.
- Vancouver Canucks, 2011. Won CQF 4-3 vs. Chicago, CSF 4-2 vs. Nashville, CF 4-1 vs. San Jose, and lost F 4-3 vs. Boston.

PLAYOFF APPEARANCES

MOST STANLEY CUP CHAMPIONSHIPS

- 23 – **Montreal Canadiens** (1924-30-31-44-46-53-56-57-58-59-60-65-66-68-69-71-73-76-77-78-79-86-93).
- 13 – Toronto Maple Leafs (1918-22-32-42-45-47-48-49-51-62-63-64-67).
- 11 – Detroit Red Wings (1936-37-43-50-52-54-55-97-98-2002-08).

MOST CONSECUTIVE STANLEY CUP CHAMPIONSHIPS

- 5 – **Montreal Canadiens** (1956-57-58-59-60).
- 4 – Montreal Canadiens (1976-77-78-79).
- New York Islanders (1980-81-82-83).

MOST FINAL SERIES APPEARANCES

- 32 – **Montreal Canadiens** in 94-year history.
- 24 – Detroit Red Wings in 85-year history.
- 21 – Toronto Maple Leafs in 94-year history.

MOST CONSECUTIVE

FINAL SERIES APPEARANCES

- 10 – **Montreal Canadiens** (1951-60, inclusive).
- 5 – Montreal Canadiens (1965-69, inclusive).
- New York Islanders (1980-84, inclusive).

MOST YEARS IN PLAYOFFS

- 79 – Montreal Canadiens in 94-year history.
- 66 – Boston Bruins in 87-year history.
- 64 – Toronto Maple Leafs in 94-year history.

MOST CONSECUTIVE PLAYOFF APPEARANCES

- 29 – **Boston Bruins** (1968-96, inclusive).
- 28 – Chicago Blackhawks (1970-97, inclusive).
- 25 – St. Louis Blues (1980-2004, inclusive).
- 24 – Montreal Canadiens (1971-94, inclusive).
- 21 – Montreal Canadiens (1949-69, inclusive).

TEAM WINS

MOST HOME WINS, ONE TEAM, ONE PLAYOFF YEAR

- 12 – **New Jersey Devils**, 2003. Won three vs. Boston in CQF; three vs. Tampa Bay in CSF; two vs. Ottawa in CF; four vs. Anaheim in F.
- 11 – Edmonton Oilers, 1988. Won three vs. Winnipeg in DSF; two vs. Calgary in DF; three vs. Detroit in CF; three vs. Boston in F.

- Detroit Red Wings, 2009. Won two vs. Columbus in CQF; three vs. Anaheim in CSF; three vs. Chicago in CF; three vs. Pittsburgh in F.

MOST HOME WINS, ALL TEAMS, ONE PLAYOFF YEAR

- 57 – 1991. Of 92 games played, home teams won 57 (29 DSF, 17 DF, 8 CF and 3 F).

MOST ROAD WINS, ONE TEAM, ONE PLAYOFF YEAR

- 10 – **New Jersey Devils**, 1995. Won three at Boston in CQF; two at Pittsburgh in CSF; three at Philadelphia in CF; two at Detroit in F.
- **New Jersey Devils**, 2000. Won two at Florida in CQF; two at Toronto in CSF; three at Philadelphia in CF; three at Dallas in F.
- **Calgary Flames**, 2004. Won three at Vancouver in CQF; two at Detroit in CSF; three at San Jose in CF; two at Tampa Bay in F.
- 8 – New York Islanders, 1980. Won two at Los Angeles in PRE; three at Boston in QF; two at Buffalo in SF; one at Philadelphia in F.
- Philadelphia Flyers, 1987. Won two at NY Rangers in DSF; two at NY Islanders in DF; three at Montreal in CF; one at Edmonton in F.
- Edmonton Oilers, 1990. Won one at Winnipeg in DSF; two at Los Angeles in DF; two at Chicago in CF; three at Boston in F.
- Pittsburgh Penguins, 1992. Won two at Washington in DSF; two at NY Rangers in DF; two at Boston in CF; two at Chicago in F.
- Vancouver Canucks, 1994. Won three at Calgary in CQF; two at Dallas in CSF; one at Toronto in CF; two at NY Rangers in F.
- Colorado Avalanche, 1996. Won two at Vancouver in CQF; two at Chicago in CSF; two at Detroit in CF; two at Florida in F.
- Detroit Red Wings, 1998. Won two at Phoenix in CQF; three at St. Louis in CSF; one at Dallas in CF; two at Washington in F.
- Colorado Avalanche, 1999. Won three at San Jose in CQF; three at Detroit in CSF; two at Dallas in CF.
- New Jersey Devils, 2001. Won two at Carolina in CQF; two at Toronto in CSF; two at Pittsburgh in CF; two at Colorado in F.
- Detroit Red Wings, 2002. Won three at Vancouver in CQF; one at St. Louis in CSF; two at Colorado in CF; two at Carolina in F.
- Chicago Blackhawks, 2010. Won two at Nashville in CQF; three at Vancouver in CSF; two at San Jose in CF; one at Philadelphia in F.

MOST ROAD WINS, ALL TEAMS, ONE PLAYOFF YEAR

- 46 – 1987. Of 87 games played, road teams won 46 (22 DSF, 14 DF, 8 CF and 2 F).

MOST OVERTIME WINS, ONE TEAM, ONE PLAYOFF YEAR

- 10 – **Montreal Canadiens**, 1993. Won two vs. Quebec in DSF; three vs. Buffalo in DF; two vs. NY Islanders in CF; three vs. Los Angeles in F.
- 7 – Carolina Hurricanes, 2002. Won two vs. New Jersey in CQF; one vs. Montreal in CSF; three vs. Toronto in CF; one vs. Detroit in F.
- Anaheim Mighty Ducks, 2003. Won two vs. Detroit in CQF; two vs. Dallas in CSF; one vs. Toronto in CF; two vs. New Jersey in F.

MOST OVERTIME WINS AT HOME, ONE TEAM, ONE PLAYOFF YEAR

- 4 – **St. Louis Blues**, 1968. Won one vs. Philadelphia in QF; three vs. Minnesota in SF.
- **Montreal Canadiens**, 1993. Won one vs. Quebec in DSF; one vs. Buffalo in DF; one vs. NY Islanders in CF; one vs. Los Angeles in F.

MOST OVERTIME WINS ON THE ROAD, ONE TEAM, ONE PLAYOFF YEAR

- 6 – **Montreal Canadiens**, 1993. Won one at Quebec in DSF; two at Buffalo in DF; one at NY Islanders in CF; two at Los Angeles in F.

TEAM LOSSES

MOST LOSSES, ONE TEAM, ONE PLAYOFF YEAR

- 11 – **Philadelphia Flyers**, 1987. Lost two vs. NY Rangers in DSF; three vs. NY Islanders in DF; two vs. Montreal in CF; four vs. Edmonton in F.
- **Calgary Flames**, 2004. Lost three vs. Vancouver in CQF; two vs. Detroit in CSF; two vs. San Jose in CF; four vs. Tampa Bay in F.

MOST HOME LOSSES, ONE TEAM, ONE PLAYOFF YEAR

- 7 – **Calgary Flames**, 2004. Lost two vs. Vancouver in CQF; one vs. Detroit in CSF; two vs. San Jose in CF; two vs. Tampa Bay in F.
- 6 – Philadelphia Flyers, 1987. Lost one vs. NY Rangers in DSF; two vs. NY Islanders in DF; two vs. Montreal in CF; one vs. Edmonton in F.
- Washington Capitals, 1998. Lost two vs. Boston in CQF; two vs. Buffalo in CF; two vs. Detroit in F.
- Colorado Avalanche, 1999. Lost two vs. San Jose in CQF; two vs. Detroit in CSF; two vs. Dallas in CF.
- New Jersey Devils, 2001. Lost one vs. Carolina in CQF; two vs. Toronto in CSF; one vs. Pittsburgh in CF; two vs. Colorado in F.
- Minnesota Wild, 2003. Lost two vs. Colorado in CQF; two vs. Vancouver in CSF; two vs. Anaheim in CF.

MOST ROAD LOSSES, ONE TEAM, ONE PLAYOFF YEAR

- 7 – **New Jersey Devils**, 2003. Lost one at Boston in CQF; one at Tampa Bay in CSF; two at Ottawa in CF; three at Anaheim in F.
- **Philadelphia Flyers**, 2010. Lost one at New Jersey in CQF; two at Boston in CSF; one at Montreal in CF; three at Chicago in F.

MOST OVERTIME LOSSES, ONE TEAM, ONE PLAYOFF YEAR

- 4 – **Montreal Canadiens**, 1951. Lost four vs. Toronto in F.
- **St. Louis Blues**, 1968. Lost one vs. Philadelphia in QF; one vs. Minnesota in SF; two vs. Montreal in F.
- **New York Rangers**, 1979. Lost one vs. Philadelphia in QF; two vs. NY Islanders in SF; one vs. Montreal in F.
- **Los Angeles Kings**, 1991. Lost one vs. Vancouver in DSF; three vs. Edmonton in DF.
- **Los Angeles Kings**, 1993. Lost one vs. Toronto in CF; three vs. Montreal in F.
- **New Jersey Devils**, 1994. Lost one vs. Buffalo in CQF; one vs. Boston in CSF; two vs. NY Rangers in CF.
- **Chicago Blackhawks**, 1995. Lost one vs. Toronto in CQF; three vs. Detroit in CF.
- **Philadelphia Flyers**, 1996. Lost two vs. Tampa Bay in CQF; two vs. Florida in CSF.
- **Dallas Stars**, 1999. Lost two vs. St. Louis in CSF; one vs. Colorado in CF; one vs. Buffalo in F.
- **Detroit Red Wings**, 2002. Lost one vs. Vancouver in CQF; two vs. Colorado in CF; one vs. Carolina in F.
- **New Jersey Devils**, 2003. Lost two vs. Ottawa in CF; two vs. Anaheim in F.

MOST OVERTIME LOSSES AT HOME, ONE TEAM, ONE PLAYOFF YEAR

- 4 – **Detroit Red Wings**, 2002. Lost one vs. Vancouver in CQF; two vs. Colorado in CF; one vs. Carolina in F.

MOST OVERTIME LOSSES ON THE ROAD, ONE TEAM, ONE PLAYOFF YEAR

- 3 – **Los Angeles Kings**, 1991. Lost one at Vancouver in DSF; two at Edmonton in DF.
– **Chicago Blackhawks**, 1995. Lost one at Toronto in CQF; two at Detroit in CF.
– **St. Louis Blues**, 1996. Lost two at Toronto in CQF; one at Detroit in CSF.
– **Dallas Stars**, 1999. Lost two at St. Louis in CSF; one at Colorado in CF.
– **New Jersey Devils**, 2003. Lost one at Ottawa in CF; two at Anaheim in F.

PLAYOFF WINNING STREAKS

LONGEST PLAYOFF WINNING STREAK

- 14 – **Pittsburgh Penguins**. Streak started May 9, 1992 as Pittsburgh won the first of three straight games in DF vs. NY Rangers. Continued with four wins vs. Boston in 1992 CF and four wins vs. Chicago in 1992 F. Pittsburgh then won the first three games of 1993 DSF vs. New Jersey. New Jersey ended the streak April 25, 1993, at New Jersey with a 4-1 win vs. Pittsburgh in the fourth game of 1993 DSF.
12 – **Edmonton Oilers**. Streak started May 15, 1984 as Edmonton won the first of three straight games in F vs. NY Islanders. Continued with three wins vs. Los Angeles in 1985 DSF and four wins vs. Winnipeg in 1985 DF. Edmonton then won the first two games of 1985 CF vs. Chicago. Chicago ended the streak May 9, 1985, at Chicago with a 5-2 win vs. Edmonton in the third game of 1985 CF.

MOST CONSECUTIVE WINS, ONE TEAM, ONE PLAYOFF YEAR

- 11 – **Chicago Blackhawks** in 1992. Chicago won last three games of DSF vs. St. Louis to win series 4-2, defeated Detroit 4-0 in DF and Edmonton 4-0 in CF.
– **Pittsburgh Penguins** in 1992. Pittsburgh won last three games of DF vs. NY Rangers to win series 4-2, defeated Boston 4-0 in CF and Chicago 4-0 in F.
– **Montreal Canadiens** in 1993. Montreal won last four games of DSF vs. Quebec to win series 4-2, defeated Buffalo 4-0 in DF and won first three games of CF vs. NY Islanders.

PLAYOFF LOSING STREAKS

LONGEST PLAYOFF LOSING STREAK

- 16 – **Chicago Black Hawks**. Streak started April 20, 1975 at Chicago with a 6-2 loss in fourth game of QF vs. Buffalo, won by Buffalo 4-1. Continued with four consecutive losses vs. Montreal in 1976 QF and two straight losses vs. NY Islanders in 1977 PRE. Chicago then lost four games vs. Boston in 1978 QF and four games vs. NY Islanders in 1979 QF. Chicago ended the streak April 8, 1980, at Chicago with a 3-2 win vs. St. Louis in the first game of 1980 PRE.
14 – **Los Angeles Kings**. Streak started June 3, 1993 at Montreal with a 3-2 loss in second game of F vs. Montreal, won by Montreal 4-1. Los Angeles failed to qualify for the playoffs for the next four years. Los Angeles then lost four games vs. St. Louis in 1998 CQF; missed the 1999 playoffs and lost four games vs. Detroit in 2000 CQF. Los Angeles then lost the first two games of 2001 CQF vs. Detroit. Los Angeles ended the streak April 15, 2001, at Los Angeles with a 2-1 win vs. Detroit in the third game of 2001 CQF.

MOST GOALS IN A SERIES, ONE TEAM

MOST GOALS, ONE TEAM, ONE PLAYOFF SERIES

- 44 – **Edmonton Oilers** in 1985 CF. Edmonton won series 4-2, outscoring Chicago 44-25.
35 – **Edmonton Oilers** in 1983 DF. Edmonton won series 4-1, outscoring Calgary 35-13.
– **Calgary Flames** in 1995 CQF. Calgary lost series

4-3, outscoring San Jose 35-26.

MOST GOALS, ONE TEAM, TWO-GAME SERIES

- 11 – **Buffalo Sabres** in 1977 PRE. Buffalo won series 2-0, outscoring Minnesota 11-3.
– **Toronto Maple Leafs** in 1978 PRE. Toronto won series 2-0, outscoring Los Angeles 11-3.

MOST GOALS, ONE TEAM, THREE-GAME SERIES

- 23 – **Chicago Black Hawks** in 1985 DSF. Chicago won series 3-0, outscoring Detroit 23-8.
20 – **Minnesota North Stars** in 1981 PRE. Minnesota won series 3-0, outscoring Boston 20-13.
– **New York Islanders** in 1981 PRE. NY Islanders won series 3-0, outscoring Toronto 20-4.

MOST GOALS, ONE TEAM, FOUR-GAME SERIES

- 28 – **Boston Bruins** in 1972 SF. Boston won series 4-0, outscoring St. Louis 28-8.
26 – **Montreal Canadiens** in 1946 SF. Montreal won series 4-0, outscoring Chicago 26-7.

MOST GOALS, ONE TEAM, FIVE-GAME SERIES

- 35 – **Edmonton Oilers** in 1983 DF. Edmonton won series 4-1, outscoring Calgary 35-13.
32 – **Edmonton Oilers** in 1987 DSF. Edmonton won series 4-1, outscoring Los Angeles 32-20.

MOST GOALS, ONE TEAM, SIX-GAME SERIES

- 44 – **Edmonton Oilers** in 1985 CF. Edmonton won series 4-2, outscoring Chicago 44-25.
33 – **Montreal Canadiens** in 1973 F. Montreal won series 4-2, outscoring Chicago 33-23.
– **Chicago Black Hawks** in 1985 DF. Chicago won series 4-2, outscoring Minnesota 33-29.
– **Los Angeles Kings** in 1993 DSF. Los Angeles won series 4-2, outscoring Calgary 33-28.

MOST GOALS, ONE TEAM, SEVEN-GAME SERIES

- 35 – **Calgary Flames** in 1995 CQF. Calgary lost series 4-3, outscoring San Jose 35-26.
33 – **Philadelphia Flyers** in 1976 QF. Philadelphia won series 4-3, outscoring Toronto 33-23.
– **Boston Bruins** in 1983 DF. Boston won series 4-3, outscoring Buffalo 33-23.
– **Edmonton Oilers** in 1984 DF. Edmonton won series 4-3, outscoring Calgary 33-27.

FEWEST GOALS IN A SERIES, ONE TEAM

FEWEST GOALS, ONE TEAM, TWO-GAME SERIES

- 0 – **Toronto St. Patricks** in 1921 NHL F. Toronto lost total-goals series 7-0 vs. Ottawa.
– **New York Americans** in 1929 SF. NY Americans lost total-goals series 1-0 vs. NY Rangers.
– **New York Rangers** in 1931 SF. NY Rangers lost total-goals series 3-0 vs. Chicago.
– **Chicago Black Hawks** in 1935 SF. Chicago lost total-goals series 1-0 vs. Mtl. Maroons.
– **Montreal Maroons** in 1937 SF. Mtl. Maroons lost series 2-0, outscored by NY Rangers 5-0.
– **New York Americans** in 1939 QF. NY Americans lost series 2-0, outscored by Toronto 5-0.

FEWEST GOALS, ONE TEAM, THREE-GAME SERIES

- 1 – **Montreal Maroons** in 1936 SF. Montreal lost series 3-0, outscored by Detroit 6-1.

FEWEST GOALS, ONE TEAM, FOUR-GAME SERIES

- 1 – **Minnesota Wild** in 2003 CF. Minnesota lost series 4-0, outscored by Anaheim 9-1.

FEWEST GOALS, ONE TEAM, FIVE-GAME SERIES

- 2 – **Philadelphia Flyers** in 2002 CQF. Philadelphia lost series 4-1, outscored by Ottawa 11-2.

FEWEST GOALS, ONE TEAM, SIX-GAME SERIES

- 5 – **Boston Bruins** in 1951 SF. Boston lost series 4-1 with 1 tie, outscored by Toronto 17-5.

FEWEST GOALS, ONE TEAM, SEVEN-GAME SERIES

- 8 – **Vancouver Canucks** in 2011. Boston won

best-of-seven F 4-3, outscoring Vancouver 22-8.

- 9 – **Toronto Maple Leafs** in 1945 F. Toronto won series 4-3; tied in scoring by Detroit 9-9.
– **Detroit Red Wings** in 1945 F. Detroit lost series 4-3; tied in scoring by Toronto 9-9.

MOST GOALS IN A SERIES, BOTH TEAMS

MOST GOALS, BOTH TEAMS, ONE PLAYOFF SERIES

- 69 – **Edmonton Oilers (44), Chicago Black Hawks (25)** in 1985 CF. Edmonton won series 4-2.
62 – **Chicago Black Hawks (33), Minnesota North Stars (29)** in 1985 DF. Chicago won series 4-2.

MOST GOALS, BOTH TEAMS, TWO-GAME SERIES

- 17 – **Toronto St. Patricks (10), Montreal Canadiens (7)** in 1918 NHL F. Toronto won total-goals series.
15 – **Boston Bruins (10), Chicago Black Hawks (5)** in 1927 QF. Boston won total-goals series.
– **Pittsburgh Penguins (9), St. Louis Blues (6)** in 1975 PRE. Pittsburgh won series 2-0.

MOST GOALS, BOTH TEAMS, THREE-GAME SERIES

- 33 – **Minnesota North Stars (20), Boston Bruins (13)** in 1981 PRE. Minnesota won series 3-0.
31 – **Chicago Black Hawks (23), Detroit Red Wings (8)** in 1985 DSF. Chicago won series 3-0.

MOST GOALS, BOTH TEAMS, FOUR-GAME SERIES

- 36 – **Boston Bruins (28), St. Louis Blues (8)** in 1972 SF. Boston won series 4-0.
– **Minnesota North Stars (18), Toronto Maple Leafs (18)** in 1983 DSF. Minnesota won series 3-1.
– **Edmonton Oilers (25), Chicago Black Hawks (11)** in 1983 CF. Edmonton won series 4-0.
35 – **New York Rangers (23), Los Angeles Kings (12)** in 1981 PRE. NY Rangers won series 3-1.

MOST GOALS, BOTH TEAMS, FIVE-GAME SERIES

- 52 – **Edmonton Oilers (32), Los Angeles Kings (20)** in 1987 DSF. Edmonton won series 4-1.
50 – **Los Angeles Kings (27), Edmonton Oilers (23)** in 1982 DSF. Los Angeles won series 3-2.

MOST GOALS, BOTH TEAMS, SIX-GAME SERIES

- 69 – **Edmonton Oilers (44), Chicago Black Hawks (25)** in 1985 CF. Edmonton won series 4-2.
62 – **Chicago Black Hawks (33), Minnesota North Stars (29)** in 1985 DF. Chicago won series 4-2.

MOST GOALS, BOTH TEAMS, SEVEN-GAME SERIES

- 61 – **Calgary Flames (35), San Jose Sharks (26)** in 1995 CQF. San Jose won series 4-3.
60 – **Edmonton Oilers (33), Calgary Flames (27)** in 1984 DF. Edmonton won series 4-3.

FEWEST GOALS IN A SERIES, BOTH TEAMS

FEWEST GOALS, BOTH TEAMS, TWO-GAME SERIES

- 1 – **New York Rangers (1), New York Americans (0)** in 1929 SF. NY Rangers won total-goals series.
– **Montreal Maroons (1), Chicago Black Hawks (0)** in 1935 SF. Mtl. Maroons won total-goals series.

FEWEST GOALS, BOTH TEAMS, THREE-GAME SERIES

- 7 – **Boston Bruins (5), Montreal Canadiens (2)** in 1929 SF. Boston won series 3-0.
– **Detroit Red Wings (6), Montreal Maroons (1)** in 1936 SF. Detroit won series 3-0.

FEWEST GOALS, BOTH TEAMS, FOUR-GAME SERIES

- 9 – **Toronto Maple Leafs (7), Boston Bruins (2)** in 1935 SF. Toronto won series 3-1.

FEWEST GOALS, BOTH TEAMS,**SIX-GAME SERIES**

- 11 – Montreal Maroons (6), New York Rangers (5) in 1928 F. NY Rangers won series 3-2.

FEWEST GOALS, BOTH TEAMS,**SIX-GAME SERIES**

- 16 – Carolina Hurricanes (10), Toronto Maple Leafs (6) in 2002 CF. Carolina won series 4-2.

FEWEST GOALS, BOTH TEAMS,**SEVEN-GAME SERIES**

- 18 – Toronto Maple Leafs (9), Detroit Red Wings (9) in 1945 F. Toronto won series 4-3.

MOST GOALS IN A GAME OR PERIOD**MOST GOALS, ONE TEAM, ONE GAME**

- 13 – Edmonton Oilers, April 9, 1987, vs. Los Angeles at Edmonton. Edmonton won 13-3.
- 12 – Los Angeles Kings, April 10, 1990, vs. Calgary at Los Angeles. Los Angeles won 12-4.
- 11 – Montreal Canadiens, March 30, 1944, vs. Toronto at Montreal. Montreal won 11-0.
- Edmonton Oilers, May 4, 1985, vs. Chicago at Edmonton. Edmonton won 11-2.

MOST GOALS, ONE TEAM, ONE PERIOD

- 7 – Montreal Canadiens, March 30, 1944, vs. Toronto at Montreal, third period. Montreal won 11-0.

MOST GOALS, BOTH TEAMS, ONE GAME

- 18 – Los Angeles Kings (10), Edmonton Oilers (8), April 7, 1982, at Edmonton. Los Angeles won DSF 3-2.
- 17 – Pittsburgh Penguins (10), Philadelphia Flyers (7), April 25, 1989, at Pittsburgh. Philadelphia won DF 4-3.
- 16 – Edmonton Oilers (13), Los Angeles Kings (3), April 9, 1987, at Edmonton. Edmonton won DSF 4-1.
- Los Angeles Kings (12), Calgary Flames (4), April 10, 1990, at Los Angeles. Los Angeles won DF 4-2.

MOST GOALS, BOTH TEAMS, ONE PERIOD

- 9 – New York Rangers (6), Philadelphia Flyers (3), April 24, 1979, third period at Philadelphia. NY Rangers won 8-3.
- Los Angeles Kings (5), Calgary Flames (4), April 10, 1990, second period at Los Angeles. Los Angeles won 12-4.
- 8 – Chicago Black Hawks (5), Montreal Canadiens (3), May 8, 1973, second period at Montreal. Chicago won 8-7.
- Chicago Black Hawks (5), Edmonton Oilers (3), May 12, 1985, first period at Chicago. Chicago won 8-6.
- Edmonton Oilers (6), Winnipeg Jets (2), April 6, 1988, third period at Edmonton. Edmonton won 7-4.
- Hartford Whalers (5), Montreal Canadiens (3), April 10, 1988, third period at Hartford. Hartford won 7-5.
- Vancouver Canucks (5), New York Rangers (3), June 9, 1994, third period at NY Rangers. Vancouver won 6-3.
- Pittsburgh Penguins (5), Ottawa Senators (3), April 20, 2010, second period at Ottawa. Pittsburgh won 7-4.

TEAM POWER-PLAY GOALS**MOST POWER-PLAY GOALS, ALL TEAMS, ONE PLAYOFF YEAR**

- 199 – 1988 in 83 games.

MOST POWER-PLAY GOALS, ONE TEAM, ONE PLAYOFF YEAR

- 35 – Minnesota North Stars, 1991, in 23 games.
- 32 – Edmonton Oilers, 1988, in 18 games.
- 31 – New York Islanders, 1981, in 18 games.

MOST POWER-PLAY GOALS, ONE TEAM, ONE SERIES

- 15 – New York Islanders in 1980 F vs. Philadelphia. NY Islanders won series 4-2.
- Minnesota North Stars in 1991 DSF vs. Chicago. Minnesota won series 4-2.
- 13 – New York Islanders in 1981 QF vs. Edmonton. NY Islanders won series 4-2.
- Calgary Flames in 1986 CF vs. St. Louis.

Calgary won series 4-3.

MOST POWER-PLAY GOALS, BOTH TEAMS, ONE SERIES

- 21 – New York Islanders (15), Philadelphia Flyers (6) in 1980 F, won by NY Islanders 4-2.
- New York Islanders (13), Edmonton Oilers (8) in 1981 QF, won by NY Islanders 4-2.
- Philadelphia Flyers (11), Pittsburgh Penguins (10) in 1989 DF, won by Philadelphia 4-3.
- Minnesota North Stars (15), Chicago Blackhawks (6) in 1991 DSF, won by Minnesota 4-2.

MOST POWER-PLAY GOALS, ONE TEAM, ONE GAME

- 6 – Boston Bruins, April 2, 1969, vs. Toronto at Boston. Boston won 10-0.

MOST POWER-PLAY GOALS, BOTH TEAMS, ONE GAME

- 8 – Minnesota North Stars (4), St. Louis Blues (4), April 24, 1991, at Minnesota. Minnesota won 8-4.
- 7 – Minnesota North Stars (4), Edmonton Oilers (3), April 28, 1984, at Minnesota. Edmonton won 8-5.
- Philadelphia Flyers (4), New York Rangers (3), April 13, 1985, at NY Rangers. Philadelphia won 6-5.
- Chicago Black Hawks (5), Edmonton Oilers (2), May 14, 1985, at Edmonton. Edmonton won 10-5.
- Edmonton Oilers (5), Los Angeles Kings (2), April 9, 1987, at Edmonton. Edmonton won 13-3.
- Vancouver Canucks (4), Calgary Flames (3), April 9, 1989, at Vancouver. Vancouver won 5-3.

MOST POWER-PLAY GOALS, ONE TEAM, ONE PERIOD

- 4 – Toronto Maple Leafs, March 26, 1936, second period vs. Boston at Toronto. Toronto won 8-3.
- Minnesota North Stars, April 28, 1984, second period vs. Edmonton at Minnesota. Edmonton won 8-5.
- Boston Bruins, April 11, 1991, third period vs. Hartford at Boston. Boston won 6-1.
- Minnesota North Stars, April 24, 1991, second period vs. St. Louis at Minnesota. Minnesota won 8-4.
- St. Louis Blues, April 27, 1998, third period at Los Angeles. St. Louis won 4-3.

MOST POWER-PLAY GOALS, BOTH TEAMS, ONE PERIOD

- 5 – Minnesota North Stars (4), Edmonton Oilers (1), April 28, 1984, second period at Minnesota. Edmonton won 8-5.
- Vancouver Canucks (3), Calgary Flames (2), April 9, 1989, third period at Vancouver. Vancouver won 5-3.
- Minnesota North Stars (4), St. Louis Blues (1), April 24, 1991, second period at Minnesota. Minnesota won 8-4.

TEAM SHORTHAND GOALS**MOST SHORTHAND GOALS, ALL TEAMS, ONE PLAYOFF YEAR**

- 33 – 1988, in 83 games.

MOST SHORTHAND GOALS, ONE TEAM, ONE PLAYOFF YEAR

- 10 – Edmonton Oilers, 1983, in 16 games.
- 9 – New York Islanders, 1981, in 19 games.
- 8 – Philadelphia Flyers, 1989, in 19 games.

MOST SHORTHAND GOALS, ONE TEAM, ONE SERIES

- 6 – Calgary Flames in 1995 CQF vs. San Jose. San Jose won series 4-3.
- Vancouver Canucks in 1995 CQF vs. St. Louis. Vancouver won series 4-3.
- 5 – New York Rangers in 1979 QF vs. Philadelphia. NY Rangers won series 4-1.
- Edmonton Oilers in 1983 DF vs. Calgary. Edmonton won series 4-1.

MOST SHORTHAND GOALS, BOTH TEAMS, ONE SERIES

- 7 – Boston Bruins (4), New York Rangers (3) in 1958 SF. Boston won series 4-2.

- Edmonton Oilers (5), Calgary Flames (2) in 1983 DF. Edmonton won series 4-1.
- Vancouver Canucks (6), St. Louis Blues (1) in 1995 CQF. Vancouver won series 4-3.

MOST SHORTHAND GOALS, ONE TEAM, ONE GAME

- 3 – Boston Bruins, April 11, 1981, at Minnesota. Minnesota won 6-3.
- New York Islanders, April 17, 1983, at NY Rangers. NY Rangers won 7-6.
- Toronto Maple Leafs, May 8, 1994, at San Jose. Toronto won 8-3.

MOST SHORTHAND GOALS, BOTH TEAMS, ONE GAME

- 4 – Boston Bruins (3), Minnesota North Stars (1), April 11, 1981, at Minnesota. Minnesota won 6-3.
- New York Islanders (3), New York Rangers (1), April 17, 1983, at NY Rangers. NY Rangers won 7-6.
- Toronto Maple Leafs (3), San Jose Sharks (1), May 8, 1994, at San Jose. Toronto won 8-3.
- 3 – Toronto Maple Leafs (2), Detroit Red Wings (1), April 5, 1947, at Toronto. Toronto won 6-1.
- New York Rangers (2), Boston Bruins (1), April 1, 1958, at Boston. NY Rangers won 5-2.
- Minnesota North Stars (2), Philadelphia Flyers (1), May 4, 1980, at Minnesota. Philadelphia won 5-3.
- Winnipeg Jets (2), Edmonton Oilers (1), April 9, 1988, at Winnipeg. Winnipeg won 6-4.
- New York Islanders (2), New Jersey Devils (1), April 14, 1988, at New Jersey. New Jersey won 6-5.
- Montreal Canadiens (2), New Jersey Devils (1), April 17, 1997, at New Jersey. New Jersey won 5-2.
- Dallas Stars (2), San Jose Sharks (1), May 5, 2000, at San Jose. Dallas won 5-4.
- Detroit Red Wings (2), Calgary Flames (1), April 21, 2007, at Detroit. Detroit won 5-1.

MOST SHORTHAND GOALS, ONE TEAM, ONE PERIOD

- 2 – Toronto Maple Leafs, April 5, 1947, first period vs. Detroit at Toronto. Toronto won 6-1.
- Toronto Maple Leafs, April 13, 1965, first period vs. Montreal at Toronto. Montreal won 4-3.
- Boston Bruins, April 20, 1969, first period vs. Montreal at Boston. Boston won 3-2.
- Boston Bruins, April 8, 1970, second period vs. NY Rangers at Boston. Boston won 8-2.
- Boston Bruins, April 30, 1972, first period vs. NY Rangers at Boston. Boston won 6-5.
- Chicago Black Hawks, May 3, 1973, first period vs. Montreal at Chicago. Chicago won 7-4.
- Montreal Canadiens, April 23, 1978, first period at Detroit. Montreal won 8-0.
- New York Islanders, April 8, 1980, second period vs. Los Angeles at NY Islanders. NY Islanders won 8-1.
- Los Angeles Kings, April 9, 1980, first period at NY Islanders. Los Angeles won 6-3.
- Boston Bruins, April 13, 1980, second period at Pittsburgh. Boston won 8-3.
- Minnesota North Stars, May 4, 1980, second period vs. Philadelphia at Minnesota. Philadelphia won 5-3.
- Boston Bruins, April 11, 1981, third period at Minnesota. Minnesota won 6-3.
- New York Islanders, May 12, 1981, first period vs. Minnesota at NY Islanders. NY Islanders won 6-3.
- Montreal Canadiens, April 7, 1982, third period vs. Quebec at Montreal. Montreal won 5-1.
- Edmonton Oilers, April 24, 1983, third period vs. Chicago at Edmonton. Edmonton won 8-4.
- Winnipeg Jets, April 14, 1985, second period at Calgary. Winnipeg won 5-3.
- Boston Bruins, April 6, 1988, first period vs. Buffalo at Boston. Boston won 7-3.
- New York Islanders, April 14, 1988, third period at New Jersey. New Jersey won 6-5.
- Detroit Red Wings, April 29, 1993, second period at Toronto. Detroit won 7-3.
- Toronto Maple Leafs, May 8, 1994, third period at San Jose. Toronto won 8-3.
- Calgary Flames, May 11, 1995, first period at San Jose. Calgary won 9-2.

- **Vancouver Canucks**, May 15, 1995, second period at St. Louis. Vancouver won 6-5.
- **Montreal Canadiens**, April 17, 1997, second period at New Jersey. New Jersey won 5-2.
- **Philadelphia Flyers**, April 26, 1997, first period vs. Pittsburgh at Philadelphia. Philadelphia won 6-3.
- **Phoenix Coyotes**, April 24, 1998, second period at Detroit. Phoenix won 7-4.
- **Buffalo Sabres**, April 27, 1998, second period vs. Philadelphia at Buffalo. Buffalo won 6-1.
- **San Jose Sharks**, April 30, 1999, third period at Colorado. San Jose won 7-3.
- **Detroit Red Wings**, April 27, 2002, second period at Vancouver. Detroit won 6-4.
- **Detroit Red Wings**, April 21, 2007, second period at Detroit. Detroit won 5-1.

MOST SHORTHAND GOALS, BOTH TEAMS, ONE PERIOD

- 3** – **Toronto Maple Leafs (2), Detroit Red Wings (1)**, April 5, 1947, first period at Toronto. Toronto won 6-1.
- **Toronto Maple Leafs (2), San Jose Sharks (1)**, May 8, 1994, third period at San Jose. Toronto won 8-3.

FASTEST GOALS

FASTEST FIVE GOALS, BOTH TEAMS

- 3:06** – **Minnesota North Stars, Chicago Black Hawks**, April 21, 1985, at Chicago. Keith Brown scored for Chicago at 1:12 of the second period; Ken Yaremchuk, Chicago, 1:27; Dino Ciccarelli, Minnesota, 2:48; Tony McKegney, Minnesota, 4:07; and Curt Fraser, Chicago, 4:18. Chicago won game 6-2 and won DF 4-2.
- 3:20** – **Minnesota North Stars, Philadelphia Flyers**, April 29, 1980, at Philadelphia. Paul Shmyr scored for Minnesota at 13:20 of the first period; Steve Christoff, Minnesota, 13:59; Ken Linseman, Philadelphia, 14:54; Tom Gorence, Philadelphia, 15:36; and Ken Linseman, Philadelphia, 16:40. Minnesota won game 6-5. Philadelphia won SF 4-1.
- 3:58** – **Detroit Red Wings, Phoenix Coyotes**, April 16, 2010, at Phoenix. Henrik Zetterberg scored for Detroit at 6:27 of the second period; Wojtek Wolski, Phoenix, 7:05; Pavel Datsyuk, Detroit, 8:20; Matthew Lombardi, Phoenix, 9:09; Valtteri Filppula, Detroit, 10:25. Detroit won game 7-4 and won CQF 4-3.

FASTEST FIVE GOALS, ONE TEAM

- 3:36** – **Montreal Canadiens**, March 30, 1944, at Montreal vs. Toronto. Toe Blake scored at 7:58 and 8:37 of the third period; Maurice Richard, 9:17; Ray Getliffe, 10:33; and Buddy O'Connor, 11:34. Canadiens won game 11-0 and won SF 4-1.

FASTEST FOUR GOALS, BOTH TEAMS

- 1:33** – **Toronto Maple Leafs, Philadelphia Flyers**, April 20, 1976, at Philadelphia. Don Saleski scored for Philadelphia at 10:04 of the second period; Bob Neely, Toronto, 10:42; Gary Dornhoefer, Philadelphia, 11:24; and Don Saleski, Philadelphia, 11:37. Philadelphia won game 7-1 and won QF 4-3.
- 1:34** – **Calgary Flames, Montreal Canadiens**, May 20, 1986, at Montreal. Joel Otto scored for Calgary at 17:59 of the first period; Bobby Smith, Montreal, 18:25; Mats Naslund, Montreal, 19:17; and Bob Gainey, Montreal, 19:33. Montreal won game 5-3 and won F 4-1.
- 1:38** – **Boston Bruins, Philadelphia Flyers**, April 26, 1977, at Philadelphia. Gregg Sheppard scored for Boston at 14:01 of the second period; Mike Milbury, Boston, 15:01; Gary Dornhoefer, Philadelphia, 15:16; and Jean Ratelle, Boston, 15:39. Boston won game 5-4 and won SF 4-0.

FASTEST FOUR GOALS, ONE TEAM

- 2:35** – **Montreal Canadiens**, March 30, 1944, at Montreal, vs. Toronto. Toe Blake scored at 7:58 and 8:37 of third period; Maurice Richard, 9:17; and Ray Getliffe, 10:33. Montreal won game 11-0 and won SF 4-1.

FASTEST THREE GOALS, BOTH TEAMS

- 0:21** – **Chicago Black Hawks, Edmonton Oilers**, May 7, 1985, at Edmonton. Behn Wilson scored for Chicago at 19:22 of the third period; Jari Kurri, Edmonton, 19:36; and Glenn Anderson, Edmonton, 19:43. Edmonton won

- game 7-3 and won CF 4-2.
- 0:27** – **Phoenix Coyotes, Detroit Red Wings**, April 24, 1998, at Detroit. Jeremy Roenick scored for Phoenix at 13:24 of the second period; Mathieu Dandenault, Detroit, 13:32; and Keith Tkachuk, Phoenix, 13:51. Phoenix won game 7-4. Detroit won CQF 4-2.
- 0:30** – **Pittsburgh Penguins, Chicago Blackhawks**, June 1, 1992, at Chicago. Dirk Graham scored for Chicago at 6:21 of the first period; Kevin Stevens, Pittsburgh, 6:33; and Dirk Graham, Chicago, 6:51. Pittsburgh won game 6-5 and won F 4-0.

FASTEST THREE GOALS, ONE TEAM

- 0:23** – **Toronto Maple Leafs**, April 12, 1979, at Toronto vs. Atlanta. Darryl Sittler scored at 4:04 and 4:16 of the first period; and Ron Ellis, 4:27. Toronto won game 7-4 and won PRE 2-0.
- 0:38** – **New York Rangers**, April 12, 1986, at NY Rangers vs. Philadelphia. Jim Wiemer scored at 12:29 of the third period; Bob Brooke, 12:43; and Ron Greschner, 13:07. NY Rangers won game 5-2 and won DSF 3-2.
- **Colorado Avalanche**, April 18, 2001, at Vancouver. Peter Forsberg scored at 9:11 of the third period; Joe Sakic, 9:28; and Eric Messier, 9:49. Colorado won game 5-1 and won CQF 4-0.

FASTEST TWO GOALS, BOTH TEAMS

- 0:05** – **Pittsburgh Penguins, Buffalo Sabres**, April 14, 1979, at Buffalo. Gilbert Perreault scored for Buffalo at 12:59 of the first period; and Jim Hamilton, Pittsburgh, 13:04. Pittsburgh won game 4-3 and won PRE 2-1.
- 0:08** – **St. Louis Blues, Minnesota North Stars**, April 9, 1989, at Minnesota. Bernie Federko scored for St. Louis at 2:28 of the third period; and Perry Berezan, Minnesota, 2:36. Minnesota won game 5-4. St. Louis won DSF 4-1.
- **Phoenix Coyotes, Detroit Red Wings**, April 24, 1998, at Detroit. Jeremy Roenick scored for Phoenix at 13:24 of the second period; and Mathieu Dandenault, Detroit, 13:32. Phoenix won game 7-4. Detroit won CQF 4-2.

FASTEST TWO GOALS, ONE TEAM

- 0:05** – **Detroit Red Wings**, April 11, 1965, at Detroit vs. Chicago. Norm Ullman scored at 17:35 and 17:40 of the second period. Detroit won game 4-2. Chicago won SF 4-3.

OVERTIME

SHORTEST OVERTIME

- 0:09** – **Montreal Canadiens, Calgary Flames**, May 18, 1986, at Calgary. Montreal won 3-2 on Brian Skrudland's goal at 0:09 of the first overtime period. Montreal won F 4-1.
- 0:11** – **New York Islanders, New York Rangers**, April 11, 1975, at NY Rangers. NY Islanders won 4-3 on J.P. Parise's goal at 0:11 of the first overtime period. NY Islanders won PRE 2-1.
- **Vancouver Canucks, Boston Bruins**, June 4, 2011, at Vancouver. Vancouver won 3-2 on Alex Burrows' goal at 0:11 of the first overtime period. Boston won best-of-seven F 4-3.

LONGEST OVERTIME

- 116:30** – **Detroit Red Wings, Montreal Maroons**, March 24, 1936, at Montreal. Mtl. Maroons won 1-0 on Mud Bruneteau's goal at 16:30 of the sixth overtime period. Detroit won SF 3-0.

MOST OVERTIME GAMES, ONE PLAYOFF YEAR

- 28** – **1993**. 85 games played.
- 26** – **2001**. 86 games played.
- 22** – **2003**. 89 games played.
- **2011**, 89 games played.

FEWEST OVERTIME GAMES, ONE PLAYOFF YEAR

- 0** – **1963**. None of the 16 games went into overtime, the only year since 1926 that no overtime was required in any playoff series.

MOST OVERTIME GAMES, ONE SERIES

- 5** – **Toronto Maple Leafs, Montreal Canadiens** in 1951. Toronto won F 4-1.
- 4** – **Toronto Maple Leafs, Boston Bruins** in 1933. Toronto won SF 3-2.
- **Boston Bruins, New York Rangers** in 1939. Boston won SF 4-3.

- **St. Louis Blues, Minnesota North Stars** in 1968. St. Louis won SF 4-3.
- **Dallas Stars, St. Louis Blues** in 1999. Dallas won CSF 4-2.
- **Dallas Stars, Edmonton Oilers** in 2001. Dallas won CQF 4-2.
- **Dallas Stars, San Jose Sharks** in 2008. Dallas won CSF 4-2.

THREE-OR-MORE GOAL GAMES

MOST THREE-OR-MORE GOAL GAMES, BY PLAYERS, ALL TEAMS, ONE PLAYOFF YEAR

- 12** – **1983** in 66 games.
- **1988** in 83 games.
- 11** – **1985** in 70 games.
- **1992** in 86 games.

MOST THREE-OR-MORE GOAL GAMES, BY PLAYERS, ONE TEAM, ONE PLAYOFF YEAR

- 6** – **Edmonton Oilers** in 16 games, 1983.
- **Edmonton Oilers** in 18 games, 1985.

SHUTOUTS

MOST SHUTOUTS, ALL TEAMS, ONE PLAYOFF YEAR

- 25** – **2002**. Of 90 games played, Detroit had 6; Ottawa had 4; Carolina, Colorado, St. Louis and Toronto had 3 each; Los Angeles, New Jersey and Philadelphia had 1 each.
- 23** – **2004**. Of 89 games played, Tampa Bay and Calgary had 5 each; Toronto and San Jose had 3 each; Boston, Colorado, Detroit, Montreal, Nashville, NY Islanders and Philadelphia had 1 each.

FEWEST SHUTOUTS, ALL TEAMS, ONE PLAYOFF YEAR

- 0** – **1959**. 18 games played.

MOST SHUTOUTS, BOTH TEAMS, ONE SERIES

- 5** – **Toronto Maple Leafs (3), Detroit Red Wings (2)** in 1945 F. Toronto won series 4-3.
- **Toronto Maple Leafs (3), Detroit Red Wings (2)** in 1950 SF. Detroit won series 4-3.

TEAM PENALTIES

FEWEST PENALTIES, BOTH TEAMS, BEST-OF-SEVEN SERIES

- 19** – **Detroit Red Wings (10), Toronto Maple Leafs (9)** in 1945 F. Detroit received 10 minors, Toronto received 9 minors. Toronto won series 4-3.

FEWEST PENALTIES, ONE TEAM, BEST-OF-SEVEN SERIES

- 9** – **Toronto Maple Leafs** in 1945 F vs. Detroit. Toronto received 9 minors. Toronto won series 4-3.

MOST PENALTIES, BOTH TEAMS, ONE SERIES

- 218** – **New Jersey Devils (118), Washington Capitals (100)** in 1988 DF. New Jersey received 97 minors, 11 majors, 9 misconducts and 1 match penalty. Washington received 80 minors, 11 majors, 8 misconducts and 1 match penalty. New Jersey won series 4-3.

MOST PENALTY MINUTES, BOTH TEAMS, ONE SERIES

- 654** – **New Jersey Devils (349), Washington Capitals (305)** in 1988 DF. New Jersey won series 4-3.

MOST PENALTIES, ONE TEAM, ONE SERIES

- 118** – **New Jersey Devils** in 1988 DF vs. Washington. New Jersey received 97 minors, 11 majors, 9 misconducts and 1 match penalty. New Jersey won series 4-3.

MOST PENALTY MINUTES, ONE TEAM, ONE SERIES

- 349** – **New Jersey Devils** in 1988 DF vs. Washington. New Jersey won series 4-3.

MOST PENALTIES, BOTH TEAMS, ONE GAME

- 66** – **Detroit Red Wings (33), St. Louis Blues (33)**, April 12, 1991, at St. Louis. St. Louis won 6-1.
- 63** – **Minnesota North Stars (34), Chicago Blackhawks (29)**, April 6, 1990, at Chicago. Chicago won 5-3.
- 62** – **New Jersey Devils (32), Washington Capitals (30)**, April 22, 1988, at New Jersey. New Jersey won 10-4.

MOST PENALTY MINUTES, BOTH TEAMS, ONE GAME

- 298 – **Detroit Red Wings (152), St. Louis Blues (146)**, April 12, 1991, at St. Louis. Detroit and St. Louis each received 33 penalties. St. Louis won 6-1.
- 267 – New York Rangers (142), Los Angeles Kings (125), April 9, 1981, at Los Angeles. NY Rangers received 31 penalties; Los Angeles received 28 penalties. Los Angeles won 5-4.

MOST PENALTIES, ONE TEAM, ONE GAME

- 34 – **Minnesota North Stars**, April 6, 1990, at Chicago. Chicago won 5-3.
- 33 – Detroit Red Wings, April 12, 1991, at St. Louis. St. Louis won 6-1.
- St. Louis Blues, April 12, 1991, at St. Louis vs. Detroit. St. Louis won 6-1.

MOST PENALTY MINUTES, ONE TEAM, ONE GAME

- 152 – **Detroit Red Wings**, April 12, 1991, at St. Louis. St. Louis won 6-1.
- 146 – St. Louis Blues, April 12, 1991, at St. Louis vs. Detroit. St. Louis won 6-1.
- 142 – New York Rangers, April 9, 1981, at Los Angeles. Los Angeles won 5-4.

MOST PENALTIES, BOTH TEAMS, ONE PERIOD

- 43 – **New York Rangers (24), Los Angeles Kings (19)**, April 9, 1981, first period at Los Angeles. Los Angeles won 5-4.

MOST PENALTY MINUTES, BOTH TEAMS, ONE PERIOD

- 248 – **New York Islanders (124), Boston Bruins (124)**, April 17, 1980, first period at Boston. NY Islanders won 5-4.

MOST PENALTIES, ONE TEAM, ONE PERIOD

- 24 – **New York Rangers**, April 9, 1981, first period at Los Angeles. Los Angeles won 5-4.

MOST PENALTY MINUTES, ONE TEAM, ONE PERIOD

- 125 – **New York Rangers**, April 9, 1981, first period at Los Angeles. Los Angeles won 5-4.

Individual Records

GAMES PLAYED**MOST YEARS IN PLAYOFFS**

- 24 – **Chris Chelios**, Montreal, Chicago, Detroit (1984-97, inclusive; 1999-2004, inclusive; 2006-09, inclusive)
- 21 – Raymond Bourque, Boston, Colorado (1980-96, inclusive; 1998-2001, inclusive)
- 20 – Gordie Howe, Detroit, Hartford
- Larry Robinson, Montreal, Los Angeles
- Larry Murphy, Los Angeles, Washington, Minnesota, Pittsburgh, Toronto, Detroit
- Scott Stevens, Washington, St. Louis, New Jersey
- Steve Yzerman, Detroit

MOST CONSECUTIVE YEARS IN PLAYOFFS

- 20 – **Larry Robinson**, Montreal, Los Angeles (1973-92, inclusive)
- 19 – Brett Hull, Calgary, St. Louis, Dallas, Detroit (1986-2004, inclusive)
- Nicklas Lidstrom, Detroit (1992-2004, inclusive; 2006-2010, inclusive)
- 18 – Larry Murphy, Washington, Minnesota, Pittsburgh, Toronto, Detroit (1984-2001, inclusive)

MOST PLAYOFF GAMES

- 266 – **Chris Chelios**, Montreal, Chicago, Detroit
- 258 – Nicklas Lidstrom, Detroit
- 247 – Patrick Roy, Montreal, Colorado
- 236 – Mark Messier, Edmonton, NY Rangers
- 234 – Claude Lemieux, Montreal, New Jersey, Colorado, Phoenix, Dallas, San Jose

GOALS**MOST GOALS IN PLAYOFFS, CAREER**

- 122 – **Wayne Gretzky**, Edmonton, Los Angeles, St. Louis, NY Rangers
- 109 – Mark Messier, Edmonton, NY Rangers
- 106 – Jari Kurri, Edmonton, Los Angeles, NY Rangers, Anaheim
- 103 – Brett Hull, Calgary, St. Louis, Dallas, Detroit
- 93 – Glenn Anderson, Edmonton, Toronto, NY Rangers, St. Louis

MOST GOALS, ONE PLAYOFF YEAR

- 19 – **Reggie Leach**, Philadelphia, 1976. 16 games.
- **Jari Kurri**, Edmonton, 1985. 18 games.
- 18 – Joe Sakic, Colorado, 1996. 22 games.
- 17 – Newsy Lalonde, Montreal, 1919. 10 games.
- Mike Bossy, NY Islanders, 1981. 18 games.
- Steve Payne, Minnesota, 1981. 19 games.
- Mike Bossy, NY Islanders, 1982. 19 games.
- Mike Bossy, NY Islanders, 1983. 19 games.
- Wayne Gretzky, Edmonton, 1985. 18 games.
- Kevin Stevens, Pittsburgh, 1991. 24 games.

MOST GOALS IN ONE SERIES (OTHER THAN FINAL)

- 12 – **Jari Kurri**, Edmonton, in 1985 CF, 6 games vs. Chicago.
- 11 – Newsy Lalonde, Montreal, in 1919 NHL F, 5 games vs. Ottawa.
- 10 – Tim Kerr, Philadelphia, in 1989 DF, 7 games vs. Pittsburgh.
- 9 – Reggie Leach, Philadelphia, in 1976 SF, 5 games vs. Boston.
- Bill Barber, Philadelphia, in 1980 SF, 5 games vs. Minnesota.
- Mike Bossy, NY Islanders, in 1983 CF, 6 games vs. Boston.
- Mario Lemieux, Pittsburgh, in 1989 DF, 7 games vs. Philadelphia.
- John Druce, Washington, in 1990 DF, 5 games vs. NY Rangers.
- Johan Franzen, Detroit, in 2008 CSF, 4 games vs. Colorado.

MOST GOALS IN FINAL SERIES (NHL ONLY)

- 9 – **Babe Dye**, Toronto, in 1922, 5 games vs. Vancouver.
- 8 – Alf Skinner, Toronto, in 1918, 5 games vs. Vancouver.
- 7 – Jean Beliveau, Montreal, in 1956, 5 games vs. Detroit.
- Mike Bossy, NY Islanders, in 1982, 4 games vs. Vancouver.
- Wayne Gretzky, Edmonton, in 1985, 5 games vs. Philadelphia.

MOST GOALS, ONE GAME

- 5 – **Newsy Lalonde**, Montreal, March 1, 1919, at Montreal. Final score: Montreal 6, Ottawa 3.
- **Maurice Richard**, Montreal, March 23, 1944, at Montreal. Final score: Montreal 5, Toronto 1.
- **Darryl Sittler**, Toronto, April 22, 1976, at Toronto. Final score: Toronto 8, Philadelphia 5.
- **Reggie Leach**, Philadelphia, May 6, 1976, at Philadelphia. Final score: Philadelphia 6, Boston 3.
- **Mario Lemieux**, Pittsburgh, April 25, 1989, at Pittsburgh. Final score: Pittsburgh 10, Philadelphia 7.

MOST GOALS, ONE PERIOD

- 4 – **Tim Kerr**, Philadelphia, April 13, 1985, at NY Rangers, second period. Final score: Philadelphia 6, NY Rangers 5.
- **Mario Lemieux**, Pittsburgh, April 25, 1989, at Pittsburgh, first period. Final score: Pittsburgh 10, Philadelphia 7.

ASSISTS**MOST ASSISTS IN PLAYOFFS, CAREER**

- 260 – **Wayne Gretzky**, Edmonton, Los Angeles, St. Louis, NY Rangers
- 186 – Mark Messier, Edmonton, NY Rangers
- 139 – Raymond Bourque, Boston, Colorado
- 137 – Paul Coffey, Edmonton, Pittsburgh, Los Angeles, Detroit, Philadelphia, Carolina
- 129 – Nicklas Lidstrom, Detroit

MOST ASSISTS, ONE PLAYOFF YEAR

- 31 – **Wayne Gretzky**, Edmonton, 1988. 19 games.
- 30 – Wayne Gretzky, Edmonton, 1985. 18 games.
- 29 – Wayne Gretzky, Edmonton, 1987. 21 games.
- 28 – Mario Lemieux, Pittsburgh, 1991. 23 games.
- 26 – Wayne Gretzky, Edmonton, 1983. 16 games.

MOST ASSISTS IN ONE SERIES (OTHER THAN FINAL)

- 14 – **Rick Middleton**, Boston, in 1983 DF, 7 games vs. Buffalo.
- **Wayne Gretzky**, Edmonton, in 1985 CF, 6 games vs. Chicago.
- 13 – Wayne Gretzky, Edmonton, in 1987 DSF, 5 games vs. Los Angeles.
- Doug Gilmour, Toronto, in 1994 CSF, 7 games vs. San Jose.

- 11 – Al MacInnis, Calgary, in 1984 DF, 7 games vs. Edmonton.
- Mark Messier, Edmonton, in 1989 DSF, 7 games vs. Los Angeles.
- Mike Ridley, Washington, in 1992 DSF, 7 games vs. Pittsburgh.
- Ron Francis, Pittsburgh, in 1995 CQF, 7 games vs. Washington.
- Henrik Sedin, Vancouver, in 2011 CF, 5 games vs. San Jose.

MOST ASSISTS, FINAL SERIES

- 10 – **Wayne Gretzky**, Edmonton, in 1988, 4 games plus suspended game vs. Boston.
- 9 – Jacques Lemaire, Montreal, in 1973, 6 games vs. Chicago.
- Wayne Gretzky, Edmonton, in 1987, 7 games vs. Philadelphia.
- Larry Murphy, Pittsburgh, in 1991, 6 games vs. Minnesota.
- Danny Briere, Philadelphia, in 2010, 6 games vs. Chicago.

MOST ASSISTS, ONE GAME

- 6 – **Mikko Leinonen**, NY Rangers, April 8, 1982, at NY Rangers. Final score: NY Rangers 7, Philadelphia 3.
- **Wayne Gretzky**, Edmonton, April 9, 1987, at Edmonton. Final score: Edmonton 13, Los Angeles 3.
- 5 – Toe Blake, Montreal, March 23, 1944, at Montreal. Final score: Montreal 5, Toronto 1.
- Maurice Richard, Montreal, March 27, 1956, at Montreal. Final score: Montreal 7, NY Rangers 0.
- Bert Olmstead, Montreal, March 30, 1957, at Montreal. Final score: Montreal 8, NY Rangers 3.
- Don McKenney, Boston, April 5, 1958, at Boston. Final score: Boston 8, NY Rangers 2.
- Stan Mikita, Chicago, April 4, 1973, at Chicago. Final score: Chicago 7, St. Louis 1.
- Wayne Gretzky, Edmonton, April 8, 1981, at Montreal. Final score: Edmonton 6, Montreal 3.
- Paul Coffey, Edmonton, May 14, 1985, at Edmonton. Final score: Edmonton 10, Chicago 5.
- Doug Gilmour, St. Louis, April 15, 1986, at Minnesota. Final score: St. Louis 6, Minnesota 3.
- Risto Siltanen, Quebec, April 14, 1987, at Hartford. Final score: Quebec 7, Hartford 5.
- Patrik Sundstrom, New Jersey, April 22, 1988, at New Jersey. Final score: New Jersey 10, Washington 4.
- Geoff Courtnall, St. Louis, April 23, 1998, at St. Louis. Final score: St. Louis 8, Los Angeles 3.

MOST ASSISTS, ONE PERIOD

- 3 – Three assists by one player in one period of a playoff game has been recorded on 84 occasions. Henrik Sedin of the Vancouver Canucks was the last player to equal this mark in the 2011 Playoffs with 3 assists in the second period at San Jose, May 22, 2011. Final score: Vancouver 4, San Jose 2.
- Wayne Gretzky has had 3 assists in one period 5 times; Raymond Bourque, 3 times; Toe Blake, Jean Beliveau, Doug Harvey and Bobby Orr, twice each. Joe Primeau of the Toronto Maple Leafs was the first player to be credited with this record with 3 assists in the third period at Boston vs. NY Rangers, April 7, 1932. Final score: Toronto 6, NY Rangers 2.

POINTS**MOST POINTS IN PLAYOFFS, CAREER**

- 382 – **Wayne Gretzky**, Edmonton, Los Angeles, St. Louis, NY Rangers, 122 goals, 260 assists.
- 295 – Mark Messier, Edmonton, NY Rangers, 109 goals, 186 assists.
- 233 – Jari Kurri, Edmonton, Los Angeles, NY Rangers, Anaheim, 106 goals, 127 assists.
- 214 – Glenn Anderson, Edmonton, Toronto, NY Rangers, St. Louis, 93 goals, 121 assists.
- 196 – Paul Coffey, Edmonton, Pittsburgh, Los Angeles, Detroit, Philadelphia, Carolina, 59 goals, 137 assists.

MOST POINTS, ONE PLAYOFF YEAR

- 47 – **Wayne Gretzky**, Edmonton, in 1985. 17 goals, 30 assists in 18 games.
- 44 – Mario Lemieux, Pittsburgh, in 1991. 16 goals, 28 assists in 23 games.
- 43 – Wayne Gretzky, Edmonton, in 1988. 12 goals, 31 assists in 19 games.

40 – Wayne Gretzky, Los Angeles, in 1993.

15 goals, 25 assists in 24 games.

38 – Wayne Gretzky, Edmonton, in 1983.

12 goals, 26 assists in 16 games.

MOST POINTS, ONE SERIES (OTHER THAN FINAL)

- 19 – **Rick Middleton**, Boston, in 1983 DF, 7 games vs. Buffalo. 5 goals, 14 assists.
- 18 – Wayne Gretzky, Edmonton, in 1985 CF, 6 games vs. Chicago. 4 goals, 14 assists.
- 17 – Mario Lemieux, Pittsburgh, in 1992 DSF, 6 games vs. Washington. 7 goals, 10 assists.
- 16 – Barry Pederson, Boston, in 1983 DF, 7 games vs. Buffalo. 7 goals, 9 assists.
- Doug Gilmour, Toronto, in 1994 CSF, 7 games vs. San Jose. 3 goals, 13 assists.

MOST POINTS, FINAL SERIES

- 13 – **Wayne Gretzky**, Edmonton, in 1988, 4 games plus suspended game vs. Boston. 3 goals, 10 assists.
- 12 – Gordie Howe, Detroit, in 1955, 7 games vs. Montreal. 5 goals, 7 assists.
- Yvan Cournoyer, Montreal, in 1973, 6 games vs. Chicago. 6 goals, 6 assists.
- Jacques Lemaire, Montreal, in 1973, 6 games vs. Chicago. 3 goals, 9 assists.
- Mario Lemieux, Pittsburgh, in 1991, 5 games vs. Minnesota. 5 goals, 7 assists.
- Danny Briere, Philadelphia, in 2010, 6 games vs. Chicago. 3 goals, 9 assists.

MOST POINTS, ONE GAME

- 8 – **Patrik Sundstrom**, New Jersey, April 22, 1988, at New Jersey, in 10-4 win vs. Washington. 3 goals, 5 assists.
- **Mario Lemieux**, Pittsburgh, April 25, 1989, at Pittsburgh, in 10-7 win vs. Philadelphia. 5 goals, 3 assists.
- 7 – Wayne Gretzky, Edmonton, April 17, 1983, at Calgary, in 10-2 win. 4 goals, 3 assists.
- Wayne Gretzky, Edmonton, April 25, 1985, at Winnipeg, in 8-3 win. 3 goals, 4 assists.
- Wayne Gretzky, Edmonton, April 9, 1987, at Edmonton, in 13-3 win vs. Los Angeles. 1 goal, 6 assists.
- 6 – Dickie Moore, Montreal, March 25, 1954, at Montreal, in 8-1 win vs. Boston. 2 goals, 4 assists.
- Phil Esposito, Boston, April 2, 1969, at Boston, in 10-0 win vs. Toronto. 4 goals, 2 assists.
- Darryl Sittler, Toronto, April 22, 1976, at Toronto, in 8-5 win vs. Philadelphia. 5 goals, 1 assist.
- Guy Lafleur, Montreal, April 11, 1977, at Montreal, in 7-2 win vs. St. Louis. 3 goals, 3 assists.
- Mikko Leinonen, NY Rangers, April 8, 1982, at NY Rangers, in 7-3 win vs. Philadelphia. 6 assists.
- Paul Coffey, Edmonton, May 14, 1985, at Edmonton, in 10-5 win vs. Chicago. 1 goal, 5 assists.
- John Anderson, Hartford, April 12, 1986, at Hartford, in 9-4 win vs. Quebec. 2 goals, 4 assists.
- Mario Lemieux, Pittsburgh, April 23, 1992, at Pittsburgh, in 6-4 win vs. Washington. 3 goals, 3 assists.
- Geoff Courtnall, St. Louis, April 23, 1998, at St. Louis, in 8-3 win vs. Los Angeles. 1 goal, 5 assists.
- Johan Franzen, Detroit, May 6, 2010, at Detroit, in 7-1 win vs. San Jose. 4 goals, 2 assists.

MOST POINTS, ONE PERIOD

- 4 – **Maurice Richard**, Montreal, March 29, 1945, at Montreal, third period, in 10-3 win vs. Toronto. 3 goals, 1 assist.
- **Dickie Moore**, Montreal, March 25, 1954, at Montreal, first period, in 8-1 win vs. Boston. 2 goals, 2 assists.
- **Barry Pederson**, Boston, April 8, 1982, at Boston, second period, in 7-3 win vs. Buffalo. 3 goals, 1 assist.
- **Peter McNab**, Boston, April 11, 1982, at Buffalo, second period, in 5-2 win. 1 goal, 3 assists.
- **Tim Kerr**, Philadelphia, April 13, 1985, at NY Rangers, second period, in 6-5 win. 4 goals.

- **Ken Linseman**, Boston, April 14, 1985, at Boston, second period, in 7-6 win vs. Montreal. 2 goals, 2 assists.
- **Wayne Gretzky**, Edmonton, April 12, 1987, at Los Angeles, third period, in 6-3 win. 1 goal, 3 assists.
- **Glenn Anderson**, Edmonton, April 6, 1988, at Edmonton, third period, in 7-4 win vs. Winnipeg. 3 goals, 1 assist.
- **Mario Lemieux**, Pittsburgh, April 25, 1989, at Pittsburgh, first period, in 10-7 win vs. Philadelphia. 4 goals.
- **Dave Gagner**, Minnesota, April 8, 1991, at Minnesota, first period, in 6-5 loss vs. Chicago. 2 goals, 2 assists.
- **Mario Lemieux**, Pittsburgh, April 23, 1992, at Pittsburgh, second period, in 6-4 win vs. Washington. 2 goals, 2 assists.
- **Alexander Mogilny**, New Jersey, April 28, 2001, at New Jersey, second period, in 6-5 win vs. Toronto. 1 goal, 3 assists.
- **Brad Richards**, Dallas, April 27, 2008, at San Jose, third period, in 5-2 win vs. San Jose. 1 goal, 3 assists.
- **Johan Franzen**, Detroit, May 6, 2010, at Detroit, first period, in 7-1 win vs. San Jose. 3 goals, 1 assist.
- **Tyler Seguin**, Boston, May 17, 2011, at Boston, second period, in 6-5 win vs. Tampa Bay. 2 goals, 2 assists.

POWER-PLAY GOALS

MOST POWER-PLAY GOALS IN PLAYOFFS, CAREER

- 38 – **Brett Hull**, St. Louis, Dallas, Detroit
- 35 – Mike Bossy, NY Islanders
- 34 – Dino Ciccarelli, Minnesota, Washington, Detroit
- Wayne Gretzky, Edmonton, Los Angeles, St. Louis, NY Rangers
- 30 – Nicklas Lidstrom, Detroit
- 29 – Mario Lemieux, Pittsburgh

MOST POWER-PLAY GOALS, ONE PLAYOFF YEAR

- 9 – **Mike Bossy**, NY Islanders, 1981. 18 games vs. Toronto, Edmonton, NY Rangers and Minnesota.
- **Cam Neely**, Boston, 1991. 19 games vs. Hartford, Montreal and Pittsburgh.
- 8 – Tim Kerr, Philadelphia, 1989. 19 games.
- John Druce, Washington, 1990. 15 games.
- Brian Propp, Minnesota, 1991. 23 games.
- Mario Lemieux, Pittsburgh, 1992. 15 games.

MOST POWER-PLAY GOALS, ONE PLAYOFF SERIES

- 6 – **Chris Kontos**, Los Angeles, 1989 DSF vs. Edmonton. Los Angeles won series 4-3.
- 5 – Andy Bathgate, Detroit, 1966 SF vs. Chicago. Detroit won series 4-2.
- Denis Potvin, NY Islanders, 1981 QF vs. Edmonton. NY Islanders won series 4-2.
- Ken Houston, Calgary, 1981 QF vs. Philadelphia. Calgary won series 4-3.
- Rick Vaive, Chicago, 1988 DSF vs. St. Louis. St. Louis won series 4-1.
- Tim Kerr, Philadelphia, 1989 DF vs. Pittsburgh. Philadelphia won series 4-3.
- Mario Lemieux, Pittsburgh, 1989 DF vs. Philadelphia. Philadelphia won series 4-3.
- John Druce, Washington, 1990 DF vs. NY Rangers. Washington won series 4-1.
- Pat LaFontaine, Buffalo, 1992 DSF vs. Boston. Boston won series 4-3.
- Adam Graves, NY Rangers, 1996 CQF vs. Montreal. NY Rangers won series 4-2.

MOST POWER-PLAY GOALS, ONE GAME

- 3 – **Syd Howe**, Detroit, March 23, 1939, at Detroit vs. Montreal. Detroit won 7-3.
- **Sid Smith**, Toronto, April 10, 1949, at Detroit. Toronto won 3-1.
- **Phil Esposito**, Boston, April 2, 1969, at Boston vs. Toronto. Boston won 10-0.
- **John Bucyk**, Boston, April 21, 1974, at Boston vs. Chicago. Boston won 8-6.
- **Denis Potvin**, NY Islanders, April 17, 1981, at NY Islanders vs. Edmonton. NY Islanders won 6-3.
- **Tim Kerr**, Philadelphia, April 13, 1985, at NY Rangers. Philadelphia won 6-5.
- **Jari Kurri**, Edmonton, April 9, 1987, at Edmonton vs. Los Angeles. Edmonton won 13-3.
- **Mark Johnson**, New Jersey, April 22, 1988, at New Jersey vs. Washington. New Jersey won 10-4.
- **Dino Ciccarelli**, Detroit, April 29, 1993, at Toronto. Detroit won 7-3.
- **Dino Ciccarelli**, Detroit, May 11, 1995, at Dallas. Detroit won 5-1.
- **Valeri Kamensky**, Colorado, April 24, 1997, at Colorado vs. Chicago. Colorado won 7-0.
- **Jonathan Toews**, Chicago, May 7, 2010, at Vancouver. Chicago won 7-4.

MOST POWER-PLAY GOALS, ONE PERIOD

- 3 – **Tim Kerr**, Philadelphia, April 13, 1985, at NY Rangers, second period, in 6-5 win.
- 2 – Two power-play goals have been scored by one player in one period on 61 occasions. Charlie Conacher of the Toronto Maple Leafs was the first to do so – with two power-play goals in the second period at Toronto vs. Boston, March 26, 1936. Final score: Toronto 8, Boston 3. Thomas Vanek of the Buffalo Sabres was the last player to equal this mark in the 2011 Playoffs with two power-play goals in the first period at Buffalo, April 24, 2011. Final score: Philadelphia 5, Buffalo 4.

SHORTHAND GOALS

MOST SHORTHAND GOALS IN PLAYOFFS, CAREER

- 14 – **Mark Messier**, Edmonton, NY Rangers
- 11 – Wayne Gretzky, Edmonton, Los Angeles
- 10 – Jari Kurri, Edmonton, Los Angeles, NY Rangers
- 8 – Ed Westfall, Boston, NY Islanders
- Hakan Loob, Calgary

MOST SHORTHAND GOALS, ONE PLAYOFF YEAR

- 3 – **Derek Sanderson**, Boston, 1969. 1 vs. Toronto in QF, won by Boston 4-0; 2 vs. Montreal in SF, won by Montreal, 4-2.
- **Bill Barber**, Philadelphia, 1980. 3 vs. Minnesota in SF, won by Philadelphia 4-1.
- **Lorne Henning**, NY Islanders, 1980. 1 vs. Boston in QF, won by NY Islanders 4-1, 1 vs. Buffalo in SF, won by NY Islanders 4-2, 1 vs. Philadelphia in F, won by NY Islanders 4-2.
- **Wayne Gretzky**, Edmonton, 1983. 2 vs. Winnipeg in DSF, won by Edmonton 3-0; 1 vs. Calgary in DF, won by Edmonton 4-1.
- **Wayne Presley**, Chicago, 1989. 3 vs. Detroit in DSF, won by Chicago 4-2.
- **Todd Marchant**, Edmonton, 1997. 1 vs. Dallas in CQF, won by Edmonton 4-3; 2 vs. Colorado in CSF, won by Colorado 4-1.

MOST SHORTHAND GOALS, ONE PLAYOFF SERIES

- 3 – **Bill Barber**, Philadelphia, 1980 SF vs. Minnesota. Philadelphia won series 4-1.
- **Wayne Presley**, Chicago, 1989 DSF vs. Detroit. Chicago won series 4-2.
- 2 – Mac Colville, NY Rangers, 1940 SF vs. Boston. NY Rangers won series 4-2.
- Jerry Toppazzini, Boston, 1958 SF vs. NY Rangers. Boston won series 4-2.
- Dave Keon, Toronto, 1963 F vs. Detroit. Toronto won series 4-1.
- Bob Pulford, Toronto, 1964 F vs. Detroit. Toronto won series 4-3.
- Serge Savard, Montreal, 1968 F vs. St. Louis. Montreal won series 4-0.
- Derek Sanderson, Boston, 1969 SF vs. Montreal. Montreal won series 4-2.

- Bryan Trottier, NY Islanders, 1980 PRE vs. Los Angeles. NY Islanders won series 3-1.
- Bobby Lalonde, Boston, 1981 PRE vs. Minnesota. Minnesota won series 3-0.
- Butch Goring, NY Islanders, 1981 SF vs. NY Rangers. NY Islanders won series 4-0.
- Wayne Gretzky, Edmonton, 1983 DSF vs. Winnipeg. Edmonton won series 3-0.
- Mark Messier, Edmonton, 1983 DF vs. Calgary. Edmonton won series 4-1.
- Jari Kurri, Edmonton, 1983 CF vs. Chicago. Edmonton won series 4-0.
- Wayne Gretzky, Edmonton, 1985 DF vs. Winnipeg. Edmonton won series 4-0.
- Kevin Lowe, Edmonton, 1987 F vs. Philadelphia. Edmonton won series 4-3.
- Bob Gould, Washington, 1988 DSF vs. Philadelphia. Washington won series 4-3.
- Dave Poulin, Philadelphia, 1989 DF vs. Pittsburgh. Philadelphia won series 4-3.
- Russ Courtnall, Montreal, 1991 DF vs. Boston. Boston won series 4-3.
- Sergei Fedorov, Detroit, 1992 DSF vs. Minnesota. Detroit won series 4-3.
- Mark Messier, NY Rangers, 1992 DSF vs. New Jersey. NY Rangers series 4-3.
- Tom Fitzgerald, NY Islanders, 1993 DF vs. Pittsburgh. NY Islanders won series 4-3.
- Mark Osborne, Toronto, 1994 CSF vs. San Jose. Toronto won series 4-3.
- Tony Amonte, Chicago, 1997 CQF vs. Colorado. Colorado won series 4-2.
- Brian Rolston, New Jersey, 1997 CQF vs. Montreal. New Jersey won series 4-1.
- Rod Brind'Amour, Philadelphia, 1997 CQF vs. Pittsburgh. Philadelphia won series 4-1.
- Todd Marchant, Edmonton, 1997 CSF vs. Colorado. Colorado won series 4-1.
- Jeremy Roenick, Phoenix, 1998 CQF vs. Detroit. Detroit won series 4-2.
- Vincent Damphousse, San Jose, 1999 CQF vs. Colorado. Colorado won series 4-2.
- Dixon Ward, Buffalo, 1999 CF vs. Toronto. Buffalo won series 4-1.
- Curtis Brown, Buffalo, 2001 CSF vs. Pittsburgh. Pittsburgh won series 4-3.
- John Madden, New Jersey, 2006 CQF vs. NY Rangers. New Jersey won series 4-0.
- David Legwand, Nashville, 2011 CSF vs. Vancouver, won by Vancouver 4-2.

MOST SHORTHAND GOALS, ONE GAME

- 2 – **Dave Keon**, Toronto, April 18, 1963, at Toronto, in 3-1 win vs. Detroit.
- **Bryan Trottier**, NY Islanders, April 8, 1980, at NY Islanders, in 8-1 win vs. Los Angeles.
- **Bobby Lalonde**, Boston, April 11, 1981, at Minnesota, in 6-3 loss vs. Minnesota.
- **Wayne Gretzky**, Edmonton, April 6, 1983, at Edmonton, in 6-3 win vs. Winnipeg.
- **Jari Kurri**, Edmonton, April 24, 1983, at Edmonton, in 8-3 win vs. Chicago.
- **Mark Messier**, NY Rangers, April 21, 1992, at NY Rangers, in 7-3 loss vs. New Jersey.
- **Tom Fitzgerald**, NY Islanders, May 8, 1993, at NY Islanders, in 6-5 win vs. Pittsburgh.
- **Rod Brind'Amour**, Philadelphia, April 26, 1997, at Philadelphia, in 6-3 win vs. Pittsburgh.
- **Jeremy Roenick**, Phoenix, April 24, 1998, at Detroit, in 7-4 win vs. Detroit.
- **Vincent Damphousse**, San Jose, April 30, 1999, at Colorado, in 7-3 win vs. Colorado.
- **John Madden**, New Jersey, April 24, 2006, at New Jersey, in 4-1 win vs. NY Rangers.

MOST SHORTHAND GOALS, ONE PERIOD

- 2 – **Bryan Trottier**, NY Islanders, April 8, 1980, second period, at NY Islanders, in 8-1 win vs. Los Angeles.
- **Bobby Lalonde**, Boston, April 11, 1981, third period, at Minnesota, in 6-3 loss vs. Minnesota.
- **Jari Kurri**, Edmonton, April 24, 1983, third period, at Edmonton, in 8-4 win vs. Chicago.
- **Rod Brind'Amour**, Philadelphia, April 26, 1997, first period, at Philadelphia, in 6-3 win vs. Pittsburgh.
- **Jeremy Roenick**, Phoenix, April 24, 1998, second period, at Detroit, in 7-4 win vs. Detroit.
- **Vincent Damphousse**, San Jose, April 30, 1999, third period, at Colorado, in 7-3 win vs. Colorado.

GAME-WINNING GOALS

MOST GAME-WINNING GOALS IN PLAYOFFS, CAREER

- 24 – **Wayne Gretzky**, Edmonton, Los Angeles, St. Louis, NY Rangers
- **Brett Hull**, St. Louis, Dallas, Detroit
- 19 – **Claude Lemieux**, Montreal, New Jersey, Colorado
- **Joe Sakic**, Colorado
- 18 – **Maurice Richard**, Montreal

MOST GAME-WINNING GOALS, ONE PLAYOFF YEAR

- 7 – **Brad Richards**, Tampa Bay, 2004. 23 games.
- 6 – **Joe Sakic**, Colorado, 1996. 22 games.
- **Joe Nieuwendyk**, Dallas, 1999. 23 games.

MOST GAME-WINNING GOALS, ONE PLAYOFF SERIES

- 4 – **Mike Bossy**, NY Islanders, 1983 CF vs. Boston. NY Islanders won series 4-2.

OVERTIME GOALS

MOST OVERTIME GOALS IN PLAYOFFS, CAREER

- 8 – **Joe Sakic**, Colorado (2 in 1996; 1 in 1998; 1 in 2001; 2 in 2004; 1 in 2006; 1 in 2008.)
- 6 – **Maurice Richard**, Montreal
- 5 – **Glenn Anderson**, Edmonton, Toronto, St. Louis
- 4 – **Bob Nystrom**, NY Islanders
- **Dale Hunter**, Quebec, Washington
- **Wayne Gretzky**, Edmonton, Los Angeles
- **Stephane Richer**, Montreal, New Jersey
- **Joe Murphy**, Edmonton, Chicago
- **Esa Tikkanen**, Edmonton, NY Rangers
- **Jaromir Jagr**, Pittsburgh
- **Kirk Muller**, Montreal, Dallas
- **Jeremy Roenick**, Chicago, Philadelphia
- **Chris Drury**, Colorado, Buffalo
- **Jamie Langenbrunner**, Dallas, New Jersey

MOST OVERTIME GOALS, ONE PLAYOFF YEAR

- 3 – **Mel Hill**, Boston, 1939. 3 vs. NY Rangers in SF. Boston won series 4-3.
- **Maurice Richard**, Montreal, 1951. 2 vs. Detroit in SF. Montreal won series 4-2; 1 vs. Toronto in F. Toronto won series 4-1.

MOST OVERTIME GOALS, ONE PLAYOFF SERIES

- 3 – **Mel Hill**, Boston, 1939 SF vs. NY Rangers, won by Boston 4-3. Hill scored at 59:25 of overtime March 21 for a 2-1 win; at 8:24 of overtime, March 23 for a 3-2 win; and at 48:00 of overtime, April 2 for a 2-1 win.

SCORING BY A DEFENSEMAN

MOST GOALS BY A DEFENSEMAN, ONE PLAYOFF YEAR

- 12 – **Paul Coffey**, Edmonton, 1985. 18 games.
- 11 – **Brian Leetch**, NY Rangers, 1994. 23 games.
- 9 – **Bobby Orr**, Boston, 1970. 14 games.
- **Brad Park**, Boston, 1978. 15 games.
- 8 – **Denis Potvin**, NY Islanders, 1981. 18 games.
- **Raymond Bourque**, Boston, 1983. 17 games.
- **Denis Potvin**, NY Islanders, 1983. 20 games.
- **Paul Coffey**, Edmonton, 1984. 19 games.

MOST GOALS BY A DEFENSEMAN, ONE GAME

- 3 – **Bobby Orr**, Boston, April 11, 1971, at Montreal. Final score: Boston 5, Montreal 2.
- **Dick Redmond**, Chicago, April 4, 1973, at Chicago. Final score: Chicago 7, St. Louis 1.
- **Denis Potvin**, NY Islanders, April 17, 1981, at NY Islanders. Final score: NY Islanders 6, Edmonton 3.
- **Paul Reinhart**, Calgary, April 14, 1983, at Edmonton. Final score: Edmonton 6, Calgary 3.
- **Doug Halward**, Vancouver, April 7, 1984, at Vancouver. Final score: Vancouver 7, Calgary 0.
- **Paul Reinhart**, Calgary, April 8, 1984, at Vancouver. Final score: Calgary 5, Vancouver 1.
- **Al Iafate**, Washington, April 26, 1993, at Washington. Final score: Washington 6, NY Islanders 4.
- **Eric Desjardins**, Montreal, June 3, 1993, at Montreal. Final score: Montreal 3, Los Angeles 2.
- **Gary Suter**, Chicago, April 24, 1994, at Chicago. Final score: Chicago 4, Toronto 3.
- **Brian Leetch**, NY Rangers, May 22, 1995, at

Philadelphia. Final score: Philadelphia 4, NY Rangers 3.

- **Andy Delmore**, Philadelphia, May 7, 2000, at Philadelphia. Final score: Philadelphia 6, Pittsburgh 3.

MOST ASSISTS BY A DEFENSEMAN, ONE PLAYOFF YEAR

- 25 – **Paul Coffey**, Edmonton, 1985. 18 games.
- 24 – **Al MacInnis**, Calgary, 1989. 22 games.
- 23 – **Brian Leetch**, NY Rangers, 1994. 23 games.
- 19 – **Bobby Orr**, Boston, 1972. 15 games.
- 18 – **Raymond Bourque**, Boston, 1988. 23 games.
- **Raymond Bourque**, Boston, 1991. 19 games.
- **Larry Murphy**, Pittsburgh, 1991. 23 games.
- **Chris Pronger**, Philadelphia, 2010. 23 games.

MOST ASSISTS BY A DEFENSEMAN, ONE GAME

- 5 – **Paul Coffey**, Edmonton, May 14, 1985, at Edmonton vs. Chicago. Edmonton won 10-5.
- **Risto Siltanen**, Quebec, April 14, 1987, at Hartford. Quebec won 7-5.

MOST POINTS BY A DEFENSEMAN, ONE PLAYOFF YEAR

- 37 – **Paul Coffey**, Edmonton, 1985. 12 goals, 25 assists in 18 games.
- 34 – **Brian Leetch**, NY Rangers, 1994. 11 goals, 23 assists in 23 games.
- 31 – **Al MacInnis**, Calgary, 1989. 7 goals, 24 assists in 22 games.
- 25 – **Denis Potvin**, NY Islanders, 1981. 8 goals, 17 assists in 18 games.
- **Raymond Bourque**, Boston, 1991. 7 goals, 18 assists in 19 games.

MOST POINTS BY A DEFENSEMAN, ONE GAME

- 6 – **Paul Coffey**, Edmonton, May 14, 1985, at Edmonton vs. Chicago. 1 goal, 5 assists. Edmonton won 10-5.
- 5 – **Eddie Bush**, Detroit, April 9, 1942, at Detroit vs. Toronto. 1 goal, 4 assists. Detroit won 5-2.
- **Bob Dailey**, Philadelphia, May 1, 1980, at Philadelphia vs. Minnesota. 1 goal, 4 assists. Philadelphia won 7-0.
- **Denis Potvin**, NY Islanders, April 17, 1981, at NY Islanders vs. Edmonton. 3 goals, 2 assists. NY Islanders won 6-3.
- **Risto Siltanen**, Quebec, April 14, 1987, at Hartford. 5 assists. Quebec won 7-5.

SCORING BY A ROOKIE

MOST GOALS BY A ROOKIE, ONE PLAYOFF YEAR

- 14 – **Dino Ciccarelli**, Minnesota, 1981. 19 games.
- 11 – **Jeremy Roenick**, Chicago, 1990. 20 games.
- 10 – **Claude Lemieux**, Montreal, 1986. 20 games.
- 9 – **Pat Flatley**, NY Islanders, 1984. 21 games.
- 8 – **Steve Christoff**, Minnesota, 1980. 14 games.
- **Brad Palmer**, Minnesota, 1981. 19 games.
- **Mike Krushelnyski**, Boston, 1983. 17 games.
- **Bob Joyce**, Boston, 1988. 23 games.

MOST ASSISTS BY A ROOKIE, ONE PLAYOFF YEAR

- 14 – **Ville Leino**, Philadelphia, 2010. 19 games.
- 13 – **Don Maloney**, NY Rangers, 1979. 18 games.

MOST POINTS BY A ROOKIE, ONE PLAYOFF YEAR

- 21 – **Dino Ciccarelli**, Minnesota, 1981. 14 goals, 7 assists in 19 games.
- **Ville Leino**, Philadelphia, 2010. 7 goals, 14 assists in 19 games.
- 20 – **Don Maloney**, NY Rangers, 1979. 7 goals, 13 assists in 18 games.

THREE-OR-MORE-GOAL GAMES

MOST THREE-OR-MORE-GOAL GAMES
IN PLAYOFFS, CAREER

- 10 – **Wayne Gretzky**, Edmonton, Los Angeles, NY Rangers. 8 three-goal games; 2 four-goal games.
- 7 – Maurice Richard, Montreal. 4 three-goal games; 2 four-goal games; 1 five-goal game.
- Jari Kurri, Edmonton. 6 three-goal games; 1 four-goal game.
- 6 – Dino Ciccarelli, Minnesota, Washington, Detroit. 5 three-goal games; 1 four-goal game.
- 5 – Mike Bossy, NY Islanders. 4 three-goal games; 1 four-goal game.

MOST THREE-OR-MORE-GOAL GAMES,
ONE PLAYOFF YEAR

- 4 – **Jari Kurri**, Edmonton, 1985.
1 four-goal game, 3 three-goal games.
- 3 – Mark Messier, Edmonton, 1983.
3 three-goal games.
- Mike Bossy, NY Islanders, 1983.
1 four-goal game, 2 three-goal games.
- 2 – Newsy Lalonde, Montreal, 1919.
1 five-goal game, 1 four-goal game.
- Maurice Richard, Montreal, 1944.
1 five-goal game; 1 three-goal game.
- Doug Bentley, Chicago, 1944.
2 three-goal games.
- Norm Ullman, Detroit, 1964.
2 three-goal games.
- Phil Esposito, Boston, 1970.
2 three-goal games.
- Pit Martin, Chicago, 1973.
2 three-goal games.
- Rick MacLeish, Philadelphia, 1975.
2 three-goal games.
- Lanny McDonald, Toronto, 1977.
1 four-goal game; 1 three-goal game.
- Wayne Gretzky, Edmonton, 1981.
2 three-goal games.
- Wayne Gretzky, Edmonton, 1983.
2 four-goal games.
- Wayne Gretzky, Edmonton, 1985.
2 three-goal games.
- Petr Klima, Detroit, 1988.
2 three-goal games.
- Cam Neely, Boston, 1991.
2 three-goal games.
- Wayne Gretzky, NY Rangers, 1997.
2 three-goal games.
- Daniel Alfredsson, Ottawa, 1998.
2 three-goal games.
- Patrick Marleau, San Jose, 2004.
2 three-goal games.
- Johan Franzen, Detroit, 2008.
2 three-goal games.

MOST THREE-OR-MORE-GOAL GAMES,
ONE PLAYOFF SERIES

- 3 – **Jari Kurri**, Edmonton, 1985 CF vs. Chicago, won by Edmonton 4-2. Kurri scored 3 goals May 7 at Edmonton in 7-3 win, 3 goals May 14 at Edmonton in 10-5 win and 4 goals May 16 at Chicago in 8-2 win.
- 2 – Doug Bentley, Chicago, 1944 SF vs. Detroit, won by Chicago 4-1. Bentley scored 3 goals March 28 at Chicago in 7-1 win and 3 goals March 30 at Detroit in 5-2 win.
- Norm Ullman, Detroit, 1964 SF vs. Chicago, won by Detroit 4-3. Ullman scored 3 goals March 29 at Chicago in 5-4 win and 3 goals April 7 at Detroit in 7-2 win.
- Mark Messier, Edmonton, 1983 DF vs. Calgary, won by Edmonton 4-1. Messier scored 4 goals April 14 at Edmonton in 6-3 win and 3 goals April 17 at Calgary in 10-2 win.
- Mike Bossy, NY Islanders, 1983 CF vs. Boston, won by NY Islanders 4-2. Bossy scored 3 goals May 3 at NY Islanders in 8-3 win and 4 goals May 7 at NY Islanders in 8-4 win.
- Johan Franzen, Detroit, 2008 CSF vs. Colorado, won by Detroit 4-0. Franzen scored 3 goals April 26 at Detroit in 5-1 win and 3 goals May 1 at Colorado in 8-2 win.

SCORING STREAKS

LONGEST CONSECUTIVE GOAL-SCORING
STREAK, ONE PLAYOFF YEAR

- 10 Games – **Reggie Leach**, Philadelphia, 1976. Streak started April 17 at Toronto and ended May 9 at Montreal. He scored one goal in each of eight games; two in one game; and five in another; a total of 15 goals.

LONGEST CONSECUTIVE POINT-SCORING
STREAK, ONE PLAYOFF YEAR

- 18 games – **Bryan Trottier**, NY Islanders, 1981.
11 goals, 18 assists, 29 points.
- 17 games – Wayne Gretzky, Edmonton, 1988.
12 goals, 29 assists, 41 points.
- Al MacInnis, Calgary, 1989. 7 goals, 19 assists, 26 points.

LONGEST CONSECUTIVE POINT-SCORING
STREAK, MORE THAN ONE PLAYOFF YEAR

- 27 games – **Bryan Trottier**, NY Islanders, 1980, 1981 and 1982. 7 games in 1980 (3 goals, 5 assists, 8 points), 18 games in 1981 (11 goals, 18 assists, 29 points), and 2 games in 1982 (2 goals, 3 assists, 5 points). Total points: 42.

FASTEST GOALS

FASTEST GOAL FROM START OF GAME

- 0:06 – **Don Kozak**, Los Angeles, April 17, 1977, at Los Angeles vs. Boston and goaltender Gerry Cheevers. Los Angeles won 7-4.
- 0:07 – Bob Gainey, Montreal, May 5, 1977, at NY Islanders vs. goaltender Glenn Resch. Montreal won 2-1.
- Terry Murray, Philadelphia, April 12, 1981, at Quebec vs. goaltender Dan Bouchard. Quebec won 4-3 in overtime.

FASTEST GOAL FROM START OF PERIOD
(OTHER THAN FIRST)

- 0:06 – **Pelle Eklund**, Philadelphia, April 25, 1989, at Pittsburgh vs. goaltender Tom Barrasso, second period. Pittsburgh won 10-7.
- 0:09 – Bill Collins, Minnesota, April 9, 1968, at Minnesota vs. Los Angeles and goaltender Wayne Rutledge, third period. Minnesota won 7-5.
- Dave Balon, Minnesota, April 25, 1968, at St. Louis vs. goaltender Glenn Hall, third period. Minnesota won 5-1.
- Murray Oliver, Minnesota, April 8, 1971, at St. Louis vs. goaltender Ernie Wakely, third period. St. Louis won 4-2.
- Clark Gillies, NY Islanders, April 15, 1977, at Buffalo vs. goaltender Don Edwards, third period. NY Islanders won 4-3.
- Eric Vail, Atlanta, April 11, 1978, at Atlanta vs. Detroit and goaltender Ron Low, third period. Detroit won 5-3.
- Stan Smyl, Vancouver, April 10, 1979, at Philadelphia vs. goaltender Wayne Stephenson, third period. Vancouver won 3-2.
- Wayne Gretzky, Edmonton, April 6, 1983, at Edmonton vs. Winnipeg and goaltender Brian Hayward, second period. Edmonton won 6-3.
- Mark Messier, Edmonton, April 16, 1984, at Calgary vs. goaltender Don Edwards, third period. Edmonton won 5-3.
- Brian Skrudland, Montreal, May 18, 1986, at Calgary vs. goaltender Mike Vernon, first overtime period. Montreal won 3-2.

FASTEST TWO GOALS

- 0:05 – **Norm Ullman**, Detroit, April 11, 1965, at Detroit vs. Chicago and goaltender Glenn Hall. Ullman scored at 17:35 and 17:40 of second period. Detroit won 4-2.

FASTEST TWO GOALS
FROM START OF A GAME

- 1:08 – **Dick Duff**, Toronto, April 9, 1963, at Toronto vs. Detroit and goaltender Terry Sawchuk. Duff scored at 0:49 and 1:08. Final score: Toronto 4, Detroit 2.

FASTEST TWO GOALS
FROM START OF A PERIOD

- 0:35 – **Pat LaFontaine**, NY Islanders, May 19, 1984, at Edmonton vs. goaltender Andy Moog. LaFontaine scored at 0:13 and 0:35 of third period. Final score: Edmonton 5, NY Islanders 2.

PENALTIES

MOST PENALTY MINUTES
IN PLAYOFFS, CAREER

- 729 – **Dale Hunter**, Quebec, Washington, Colorado
- 541 – Chris Nilan, Montreal, NY Rangers, Boston
- 529 – Claude Lemieux, Montreal, New Jersey, Colorado, Phoenix, Dallas
- 471 – Rick Tocchet, Philadelphia, Pittsburgh, Boston, Phoenix
- 466 – Willi Plett, Atlanta, Calgary, Minnesota, Boston

MOST PENALTIES, ONE GAME

- 8 – **Forbes Kennedy**, Toronto, April 2, 1969, at Boston. Kennedy was assessed 4 minors, 2 majors, 1 10-minute misconduct and 1 game misconduct. Boston won 10-0.
- **Kim Clackson**, Pittsburgh, April 14, 1980, at Boston. Clackson was assessed 5 minors, 2 majors and 1 10-minute misconduct. Boston won 6-2.

MOST PENALTY MINUTES, ONE GAME

- 42 – **Dave Schultz**, Philadelphia, April 22, 1976, at Toronto. Schultz was assessed 1 minor, 2 majors, 1 10-minute misconduct and 2 game misconducts. Toronto won 8-5.

MOST PENALTIES, ONE PERIOD AND MOST
PENALTY MINUTES, ONE PERIOD

- 6 Penalties; 39 Minutes – **Ed Hospodar**, NY Rangers, April 9, 1981, at Los Angeles, first period. Hospodar was assessed 2 minors, 1 major, 1 10-minute misconduct and 2 game misconducts. Los Angeles won 5-4.

GOALTENDING

MOST PLAYOFF GAMES APPEARED IN
BY A GOALTENDER, CAREER

- 247 – **Patrick Roy**, Montreal, Colorado
- 181 – Martin Brodeur, New Jersey
- 161 – Ed Belfour, Chicago, Dallas, Toronto
- 150 – Grant Fuhr, Edmonton, Buffalo, St. Louis
- 138 – Mike Vernon, Calgary, Detroit, San Jose, Florida

MOST MINUTES PLAYED
BY A GOALTENDER, CAREER

- 15,209 – **Patrick Roy**, Montreal, Colorado
- 11,248 – Martin Brodeur, New Jersey
- 9,945 – Ed Belfour, Chicago, Dallas, Toronto
- 8,834 – Grant Fuhr, Edmonton, Buffalo, St. Louis
- 8,214 – Mike Vernon, Calgary, Detroit, San Jose, Florida

MOST MINUTES PLAYED BY A GOALTENDER,
ONE PLAYOFF YEAR

- 1,655 – **Mikka Kiprusoff**, Calgary, 2004. 26 games.
- 1,544 – Kirk McLean, Vancouver, 1994. 24 games.
- Ed Belfour, Dallas, 1999. 23 games.
- 1,540 – Ron Hextall, Philadelphia, 1987. 26 games.
- 1,505 – Martin Brodeur, 2001. 25 games.

MOST SHUTOUTS IN PLAYOFFS, CAREER

- 23 – **Patrick Roy**, Montreal, Colorado
- **Martin Brodeur**, New Jersey
- 16 – Curtis Joseph, St. Louis, Edmonton, Toronto

MOST SHUTOUTS, ONE PLAYOFF YEAR

- 7 – **Martin Brodeur**, New Jersey, 2003. 24 games.
- 6 – Dominik Hasek, Detroit, 2002. 23 games.
- 5 – Jean-Sebastien Giguere, Anaheim, 2003. 21 games.
- Nikolai Khabibulin, Tampa Bay, 2004. 23 games.
- Mikka Kiprusoff, Calgary, 2004. 26 games.

MOST SHUTOUTS, ONE PLAYOFF SERIES

- 3 – **Clint Benedict**, Mtl. Maroons, 1926 F vs. Victoria. 4 games.
- **Dave Kerr**, NY Rangers, 1940 SF vs. Boston. 6 games.
- **Frank McCool**, Toronto, 1945 F vs. Detroit. 7 games.
- **Turk Broda**, Toronto, 1950 SF vs. Detroit. 7 games.
- **Felix Potvin**, Toronto, 1994 CQF vs. Chicago. 6 games.
- **Martin Brodeur**, New Jersey, 1995 CQF vs. Boston. 5 games.
- **Brent Johnson**, St. Louis, 2002 CQF vs. Chicago. 5 games.
- **Patrick Lalime**, Ottawa, 2002 CQF vs. Philadelphia. 5 games.

- **Jean-Sebastien Giguere**, Anaheim, 2003 CF vs. Minnesota. 4 games.
- **Martin Brodeur**, New Jersey, 2003 F vs. Anaheim. 7 games.
- **Ed Belfour**, Toronto, 2004 CQF vs. Ottawa. 7 games.
- **Nikolai Khabibulin**, Tampa Bay, 2004 CQF vs. NY Islanders. 5 games.
- **Marty Turco**, Dallas, 2007 CQF vs. Vancouver. 7 games.
- **Michael Leighton**, Philadelphia, 2010 CF vs. Montreal. 5 games.

MOST WINS BY A GOALTENDER, CAREER

- 151** – **Patrick Roy**, Montreal, Colorado
- 99 – Martin Brodeur, New Jersey
 - 92 – Grant Fuhr, Edmonton, Buffalo, St. Louis
 - 88 – Billy Smith, NY Islanders
 - Ed Belfour, Chicago, Dallas, Toronto

MOST WINS BY A GOALTENDER, ONE PLAYOFF YEAR

- 16** – Sixteen wins by a goaltender in one playoff year has been recorded on 20 occasions. Tim Thomas of the Boston Bruins is the most recent to equal this mark, posting a record of 16 wins and 9 losses in 25 games in 2011k. It was first accomplished by Grant Fuhr of Edmonton in 1988.

MOST CONSECUTIVE WINS BY A GOALTENDER, MORE THAN ONE PLAYOFF YEAR

- 14** – **Tom Barrasso**, Pittsburgh, 1992, 1993; 3 wins vs. NY Rangers in 1992 DF, won by Pittsburgh 4-2; 4 wins vs. Boston in 1992 CF, won by Pittsburgh 4-0; 4 wins vs. Chicago in 1992 F, won by Pittsburgh 4-0; and 3 wins vs. New Jersey in 1993 DSF, won by Pittsburgh 4-1.

MOST CONSECUTIVE WINS BY A GOALTENDER, ONE PLAYOFF YEAR

- 11** – **Ed Belfour**, Chicago, 1992. 3 wins vs. St. Louis in DSF, won by Chicago 4-2; 4 wins vs. Detroit in DF, won by Chicago 4-0; and 4 wins vs. Edmonton in CF, won by Chicago 4-0.
- **Tom Barrasso**, Pittsburgh, 1992. 3 wins vs. NY Rangers in DF, won by Pittsburgh 4-2; 4 wins vs. Boston in CF, won by Pittsburgh 4-0; and 4 wins vs. Chicago in F, won by Pittsburgh 4-0.
 - **Patrick Roy**, Montreal, 1993. 4 wins vs. Quebec in DSF, won by Montreal 4-2; 4 wins vs. Buffalo in DF, won by Montreal 4-0; and 3 wins vs. NY Islanders in CF, won by Montreal 4-1.

LONGEST SHUTOUT SEQUENCE

270:08– **George Hainsworth**, Montreal, 1930. Hainsworth's shutout streak began after Murray Murdoch scored a goal for the NY Rangers at 15:34 of the first period in the first game of a SF series on March 28, 1930. Hainsworth did not allow another goal in the final 113:18 of that game, won by Montreal 2-1 at 8:52 of the 4th overtime period. Hainsworth then shutout the NY Rangers in the next and final game of the series on March 30, 1930, won by Montreal 2-0. The streak continued with a 3-0 win over Boston in the opening game of the F series on April 1, 1930. His streak ended on April 3, 1930 when Boston's Eddie Shore scored at 16:50 of the second period in the second game of the F series.

MOST CONSECUTIVE SHUTOUTS

- 3** – **Clint Benedict**, Mtl. Maroons, 1926. Benedict shut out Ottawa 1-0, March 27; he then shut out Victoria twice, 3-0, March 30; 3-0, April 1. Mtl. Maroons won total-goals NHL F vs. Ottawa 2-1 and won F vs. Victoria 3-1.
- **John Ross Roach**, NY Rangers, 1929. Roach shut out NY Americans twice, 0-0, March 19; 1-0, March 21; he then shut out Toronto 1-0, March 24. NY Rangers won total-goals QF vs. NY Americans 1-0 and won SF vs. Toronto 2-0.
 - **Frank McCool**, Toronto, 1945. McCool shut out Detroit three times, 1-0, April 6; 2-0, April 8; 1-0, April 12. Toronto won F 4-3.
 - **Brent Johnson**, St. Louis, 2002. Johnson shut out Chicago three times, 2-0, April 20; 4-0, April 21; 1-0, April 23. St. Louis won CQF 4-1.
 - **Patrick Lalime**, Ottawa, 2002. Lalime shut out Philadelphia three times, 3-0, April 20; 3-0, April 22; 3-0, April 24. Ottawa won CQF 4-1.
 - **Jean-Sebastien Giguere**, Anaheim, 2003. Giguere shut out Minnesota three times, 1-0, May 10; 2-0, May 12; 4-0, May 14. Anaheim won CF 4-0.



Playoff Penalty Shots

Date	Player	Goaltender	Scored	Final Score	Series
Mar/ 21/22	Babe Dye, Tor.	Hugh Lehman, Van. *	N Van.	1 at Tor.	2 F
Mar. 25/37	Lionel Conacher, Mtl.M.	Tiny Thompson, Bos.	N Mtl.M.	0 at Bos.	4 QF
Apr. 15/37	Alex Shibicky, NYR	Earl Robertson, Det.	N NYR	0 at Det.	3 F
Mar. 24/38	Mush March, Chi.	Wild Cude, Mtl.	N Mtl.	0 at Chi.	2 QF
Apr. 10/38	Art Wiebe, Chi.	Turk Broda, Tor.	N Tor.	1 at Chi.	2 F
Mar. 24/42	Charlie Sands, Mtl.	Johnny Mowers, Det.	N Det.	0 at Mtl.	5 QF
Apr. 13/44	Virgil Johnson, Chi.	Bill Durnan, Mtl. *	N Chi.	4 at Mtl.	5 F
Apr. 9/68	Wayne Connelly, Min.	Terry Sawchuk, L.A.	Y L.A.	5 at Min.	7 QF
Apr. 27/68	Jimmy Roberts, St.L.	Cesare Maniago, Min.	N St.L.	4 at Min.	3 SF
May 16/71	Frank Mahovlich, Mtl.	Tony Esposito, Chi.	N Chi.	3 at Mtl.	4 F
May 7/75	Bill Barber, Phi.	Glenn Resch, NYI *	N Phi.	3 at NYI	4 SF
Apr. 20/79	Mike Walton, Chi.	Glenn Resch, NYI	N NYI	4 at Chi.	0 QF
Apr. 9/81	Peter McNab, Bos.	Don Beaupre, Min. *	N Min.	5 at Bos.	4 PRE
Apr. 17/81	Anders Hedberg, NYR	Mike Liut, St.L.	Y NYR	6 at St.L.	4 QF
Apr. 9/83	Denis Potvin, NYI	Pat Riggin, Wsh.	N NYI	6 at Wsh.	2 DSF
Apr. 28/84	Wayne Gretzky, Edm.	Don Beaupre, Min.	Y Edm.	8 at Min.	5 CF
May 1/84	Mats Naslund, Mtl.	Billy Smith, NYI	N Mtl.	1 at NYI	3 CF
Apr. 14/85	Bob Carpenter, Wsh.	Billy Smith, NYI	N Wsh.	4 at NYI	6 DF
May 28/85	Ron Sutter, Phi.	Grant Fuhr, Edm.	N Phi.	3 at Edm.	5 F
May 30/85	Dave Poulin, Phi.	Grant Fuhr, Edm.	N Phi.	3 at Edm.	8 F
Apr. 9/88	John Tucker, Buf.	Andy Moog, Bos.	Y Bos.	2 at Buf.	6 DSF
Apr. 9/88	Petr Klima, Det.	Allan Bester, Tor.	Y Det.	6 at Tor.	3 DSF
Apr. 8/89	Neal Broten, Min.	Greg Millen, St.L.	Y St.L.	5 at Min.	3 DSF
Apr. 4/90	Al MacInnis, Cgy.	Kelly Hrudey, L.A.	Y L.A.	5 at Cgy.	3 DSF
Apr. 5/90	Randy Wood, NYI	Mike Richter, NYR	N NYI	1 at NYR	2 DSF
May 3/90	Kelly Miller, Wsh.	Andy Moog, Bos.	N Wsh.	3 at Bos.	5 CF
May 18/90	Petr Klima, Edm.	Reggie Lemelin, Bos.	N Edm.	7 at Bos.	2 F
Apr. 6/91	Basil McCrae, Min.	Ed Belfour, Chi.	Y Min.	2 at Chi.	5 DSF
Apr. 10/91	Steve Duchesne, L.A.	Kirk McLean, Van.	Y L.A.	6 at Van.	1 DSF
May 11/92	Jaromir Jagr, Pit.	J. Vanbiesbrouck, NYR	Y Pit.	3 at NYR	2 DF
May 13/92	Shawn McEachern, Pit.	J. Vanbiesbrouck, NYR	N NYR	1 at Pit.	2 DF
June 7/94	Pavel Bure, Van.	Mike Richter, NYR	N NYR	4 at Van.	2 F
May 9/95	Patrick Poulin, Chi.	Felix Potvin, Tor.	N Tor.	3 at Chi.	0 CQF
May 10/95	Michal Pivonka, Wsh.	Tom Barrasso, Pit.	N Pit.	2 at Wsh.	6 CQF
Apr. 24/96	Joe Juneau, Wsh.	Ken Wregget, Pit. **	N Pit.	3 at Wsh.	2 CQF
May 11/97	Eric Lindros, Phi.	Steve Shields, Buf.	Y Phi.	6 at Buf.	3 CSF
Apr. 23/98	Aleksey Morozov, Pit.	Andy Moog, Mtl.***	N Mtl.	3 at Pit.	2 CQF
Apr. 22/99	Mats Sundin, Tor.	J. Vanbiesbrouck, Phi.	N Phi.	3 at Tor.	0 CQF
May 29/99	Mats Sundin, Tor.	Dominik Hasek, Buf.	Y Tor.	2 at Buf.	5 CF
Apr. 16/00	Eric Desjardins, Phi.	Dominik Hasek, Buf.	N Phi.	2 at Buf.	0 CQF
Apr. 11/01	Mark Recchi, Phi.	Dominik Hasek, Buf.	N Buf.	2 at Phi.	1 CQF
May 2/01	Martin Straka, Pit.	Dominik Hasek, Buf.	N Buf.	5 at Pit.	2 CSF
May 12/01	Joe Sakic, Col.	Roman Turek, St.L.	Y St.L.	1 at Col.	4 CF
Apr. 21/02	Todd Bertuzzi, Van.	Dominik Hasek, Det.	N Det.	3 at Van.	1 CQF
Apr. 24/02	Shawn Bates, NYI	Curtis Joseph, Tor.	Y Tor.	3 at NYI	4 CQF
Apr. 26/02	Mike Johnson, Phx.	Evgeni Nabokov, S.J.	Y Phx.	1 at S.J.	4 CQF
Apr. 15/03	Dainius Zubrus, Wsh.	Nikolai Khabibulin, T.B.	N T.B.	4 at Wsh.	3 CQF
Apr. 21/03	Robert Reichel, Tor.	Roman Cechmanek, Phi.	N Phi.	1 at Tor.	2 CQF
Apr. 7/04	Steve Sullivan, Nsh.	Manny Legace, Det.	N Nsh.	1 at Det.	3 CQF
Apr. 28/06	Derek Roy, Buf.	Robert Esche, Phi.	N Buf.	4 at Phi.	5 CQF
June 5/06	Chris Pronger, Edm.****	Cam Ward, Car.	Y Edm.	4 at Car.	5 F
Apr. 21/07	Daniel Cleary, Det.	Miikka Kiprusoff, Cgy.	Y Cgy.	1 at Det.	5 CQF
June 6/07	Antoine Vermette, Ott.	J.S. Giguere, Ana.	N Ott.	2 at Ana.	6 F
Apr. 9/08	Ryan Smyth, Col.	Niklas Backstrom, Min.	N Col.	3 at Min.	2 CQF
Apr. 15/08	Mike Richards, Phi.	Cristobal Huet, Wsh.	Y Wsh.	3 at Phi.	6 CQF
Apr. 18/08	John Madden, N.J.	Henrik Lundqvist, NYR	N NYR	5 at N.J.	3 CQF
Apr. 24/08	Andrei Kostitsyn, Mtl.	Martin Biron, Phi.	N Phi.	3 at Mtl.	4 CSF
Apr. 29/08	Niklas Hagman, Dal.	Evgeni Nabokov, S.J.	N S.J.	1 at Dal.	2 CSF
May 1/08	Evgeni Malkin, Pit.	Henrik Lundqvist, NYR	N Pit.	0 at NYR	3 CSF
Apr. 20/10	Martin Erat, Nsh.	Antti Niemi, Chi.	Y Chi.	1 at Nsh.	4 CQF
May 4/10	Henrik Zetterberg, Det.	Evgeni Nabokov, S.J.	N S.J.	4 at Det.	3 CSF
May 8/10	Joe Pavelski, S.J.	Jimmy Howard, Det.	N S.J.	2 at Det.	1 CSF
May 12/10	Ville Leino, Phi.	Tuukka Rask, Bos.	N Phi.	2 at Bos.	1 CSF
Apr. 24/11	Michael Frolik, Chi.	Cory Schneider, Van.	Y Van.	3 at Chi.	4 CQF
Apr. 25/11	Chris Connor, Pit.	Dwayne Roloson, T.B.	N Pit.	3 at T.B.	4 CQF
Apr. 26/11	Alex Burrows, Van.	Corey Crawford, Chi.	N Chi.	1 at Van.	2 CQF

* The game was decided in overtime, but penalty shot was taken during regulation time.

** Joe Juneau's penalty shot April 24, 1996 was the first attempted in overtime.

*** Penalty shot taken in overtime.

**** Chris Pronger's penalty shot June 5, 2006 was the first scored in Stanley Cup Final history.

CHAPTER 9

Playoff Coaching Register



1918-2011

Coach	Team	Games Coached	Wins	Losses	T	Years	Cup Wins	Career
Abel, Sid	Chicago	7	3	4		1		
	Detroit	69	29	40		8		
	Totals	76	32	44		9		1952-76
Adams, Jack	Detroit	105	52	52	1	15	3	1927-47
Allen, Keith	Philadelphia	11	3	8		2		1967-69
Arbour, Al	St. Louis	11	4	7		1		
	NY Islanders	198	119	79		15	4	
	Totals	209	123	86		16	4	1970-08
Babcock, Mike	Anaheim	21	15	6		1		
	Detroit	92	55	37		6	1	
	Totals	113	70	43		7	1	2002-11
Barber, Bill	Philadelphia	11	3	8		2		2000-02
Berenson, Red	St. Louis	14	5	9		2		1979-82
Bergeron, Michel	Quebec	68	31	37		7		1980-90
Berry, Bob	Los Angeles	10	2	8		3		
	Montreal	8	2	6		2		
	St. Louis	15	7	8		2		
	Totals	33	11	22		7		1978-94
Beverley, Nick	Toronto	6	2	4		1		1995-96
Blackburn, Don	Hartford	3	0	3		1		1979-81
Blair, Wren	Minnesota	14	7	7		1		1967-70
Blake, Toe	Montreal	119	82	37		13	8	1955-68
Boileau, Marc	Pittsburgh	9	5	4		1		1973-76
Boivin, Leo	St. Louis	3	1	2		1		1975-78
Boucher, Frank	NY Rangers	27	13	14		4	1	1939-54
Boucher, Georges	Mtl. Maroons	2	0	2	0	1		1930-50
Boucher, Guy	Tampa Bay	18	11	7		1		2010-11
Boudreau, Bruce	Washington	37	17	20		4		2007-11
Bowman, Scotty	St. Louis	52	26	26		4		
	Montreal	98	70	28		8	5	
	Buffalo	36	18	18		5		
	Pittsburgh	33	23	10		2	1	
	Detroit	134	86	48		9	3	
	Totals	353	223	130		28	9	1967-02
Bowness, Rick	Boston	15	8	7		1		1988-05
Brooks, Herb	NY Rangers	24	12	12		3		
	New Jersey	5	1	4		1		
	Pittsburgh	11	6	5		1		
	Totals	40	19	21		5		1981-00
Brophy, John	Toronto	19	9	10		2		1986-89
Burns, Pat	Montreal	56	30	26		4		
	Toronto	46	23	23		3		
	Boston	18	8	10		2		
	New Jersey	29	17	12		2	1	
	Totals	149	78	71		11	1	1988-05
Burns, Charlie	Minnesota	6	2	4		1		1969-75
Bylsma, Dan	Pittsburgh	44	26	18		3	1	2008-11
Campbell, Colin	NY Rangers	36	18	18		3		1994-98
Carbonneau, Guy	Montreal	12	5	7		1		2006-09
Carlyle, Randy	Anaheim	62	36	26		5	1	2005-11
Carpenter, Doug	Toronto	5	1	4		1		1984-91
Carroll, Frank	Toronto	2	0	2	0	1		1920-21
Carroll, Dick	Toronto	2	1	1	0	1	1	1917-19
Cassidy, Bruce	Washington	6	2	4		1		2002-04
Cheevers, Gerry	Boston	34	15	19		4		1980-85
Cherry, Don	Boston	55	31	24		5		1974-80
Clancy, King	Toronto	14	2	12		3		1937-56
Clapper, Dit	Boston	25	8	17		4		1945-49
Cleghorn, Sprague	Mtl. Maroons	4	1	1	2	1		1931-32
Cleghorn, Odie	Pittsburgh	4	1	2	1	2		1925-29
Clouston, Cory	Ottawa	6	2	4		1		2008-11
Constantine, Kevin	San Jose	25	11	14		2		
	Pittsburgh	19	8	11		2		
	New Jersey	6	2	4		1		
	Totals	50	21	29		5		1993-02
Crawford, Marc	Quebec	6	2	4		1		
	Colorado	46	29	17		3	1	
	Vancouver	27	12	15		3		
	Totals	79	43	36		7	1	1994-11
Creighton, Fred	Atlanta	9	2	7		4		1974-80
Crisp, Terry	Calgary	37	22	15		3	1	
	Tampa Bay	6	2	4		1		
	Totals	43	24	19		4	1	1987-98
Crozier, Joe	Buffalo	6	2	4		1		1971-81
Cunniff, John	New Jersey	6	2	4		1		1982-91
Curry, Alex	Ottawa	2	0	1	1	1		1925-26
Dandurand, Leo	Montreal	8	5	3	0	4	1	1921-35
Day, Hap	Toronto	80	49	31		9	5	1940-50
Demers, Jacques	St. Louis	33	16	17		3		
	Detroit	38	20	18		3		
	Montreal	27	19	8		2	1	
	Totals	98	55	43		8	1	1979-99
Denny, Cy	Boston	5	5	0	0	1	1	1928-33
Dudley, Rick	Buffalo	12	4	8		2		1989-04
Dugal, Jules	Montreal	3	1	2		1		1938-39
Duncan, Art	Toronto	2	0	1	1	1		1926-32
Dutton, Red	NY Americans	11	4	7		3		1936-40
Esposito, Phil	NY Rangers	10	2	8				1986-89
Evans, Jack	Hartford	16	8	8				1975-88
Ferguson, John	Winnipeg	3	0	3				1975-86
Francis, Bob	Phoenix	10	2	8				1999-04
Francis, Emile	NY Rangers	75	34	41		9		
	St. Louis	14	5	9		2		
	Totals	89	39	50		11		1965-83
Ftorek, Robbie	Los Angeles	16	5	11		2		
	New Jersey	7	3	4		1		
	Boston	6	2	4		1		
	Totals	29	10	19		4		1987-03
Gainey, Bob	Minnesota	30	17	13		2		
	Dallas	14	6	8		2		
	Montreal	10	2	8		2		
	Totals	54	25	29		6		1990-09
Geoffrion, Bernie	Atlanta	4	0	4		1		1968-80
Gerrard, Eddie	Mtl. Maroons	21	8	8	5	5	1	1917-35
Gill, David	Ottawa	8	3	2	3	2	1	1926-29
Glover, Fred	Oakland	11	3	8		2		1968-74
Gordon, Jackie	Minnesota	25	11	14		3		1970-75
Goring, Butch	Boston	3	0	3		1		1985-01
Gorman, Tommy	NY Americans	2	0	1	1	1		
	Chicago	8	6	1	1	1	1	
	Mtl. Maroons	15	7	6	2	3	1	
	Totals	25	13	8		4	5	1925-38
Gottselig, Johnny	Chicago	4	0	4		1		1944-48
Granato, Tony	Colorado	18	9	9		2		2002-09
Green, Pete	Ottawa	8	3	4	1	4	3	1919-25
Green, Ted	Edmonton	16	8	8		1		1991-94
Guidolin, Bep	Boston	21	11	10		2		1972-76
Harris, Ted	Minnesota	2	0	2		1		1975-78
Hart, Cecil	Montreal	37	16	17	4	8	2	1926-39
Hartley, Bob	Colorado	80	49	31		4	1	
	Atlanta	4	0	4		1		
	Totals	84	49	35		5	1	1998-08
Hartsburg, Craig	Chicago	16	8	8		2		
	Anaheim	4	0	4		1		
	Totals	20	8	12		3		1995-09
Harvey, Doug	NY Rangers	6	2	4		1		1961-62
Hay, Don	Phoenix	7	3	4		1		1996-01
Helmer, Rosie	NY Americans	5	2	3	0	1		1935-36
Henning, Lorne	Minnesota	5	2	3		1		1985-01
Hitchcock, Ken	Dallas	80	47	33		5	1	
	Philadelphia	37	19	18		3		
	Columbus	4	0	4		1		
	Totals	121	66	55		9	1	1995-10
Hlinka, Ivan	Pittsburgh	18	9	9		1		2000-02
Holmgren, Paul	Philadelphia	19	10	9		1		1988-96
Imlach, Punch	Toronto	92	44	48		11	4	1958-80
Inglis, Bill	Buffalo	3	1	2		1		1978-79
Irvin, Dick	Chicago	9	5	3		1		
	Toronto	66	33	32		1	9	
	Montreal	115	62	53		14	3	
	Totals	190	100	88		2	24	1928-56
Ivan, Tommy	Detroit	67	36	31		7	3	1947-58
Johnson, Tom	Boston	22	15	7		2	1	1970-73
Johnson, Bob	Calgary	52	25	27		5		
	Pittsburgh	24	16	8		1	1	
	Totals	76	41	35		6	1	1982-91
Johnston, Eddie	Chicago	7	3	4		1		
	Pittsburgh	46	22	24		5		
	Totals	53	25	28		6		1979-97
Julien, Claude	Montreal	11	4	7		1		
	Boston	56	33	23		4	1	
	Totals	67	37	30		5	1	2002-11
Kasper, Steve	Boston	5	1	4		1		1995-97
Keenan, Mike	Philadelphia	57	32	25		4		
	Chicago	60	33	27		4		
	NY Rangers	23	16	7		1	1	
	St. Louis	20	10	10		2		
	Calgary	13	5	8		2		
	Totals	173	96	77		13	1	1984-09
Kelly, Red	Los Angeles	18	7	11		2		
	Pittsburgh	14	6	8		2		
	Toronto	30	11	19		4		
	Totals	62	24	38		8		1967-77
Kelly, Pat	Colorado	2	0	2		1		1977-79
King, Dave	Calgary	20	8	12		3		1992-03
Kromm, Bobby	Detroit	7	3	4		1		1977-80
Lalonde, Newsy	Montreal	11	5	4		4		
	Ottawa	2	0	1	1	1		
	Totals	13	5	5		3	5	1917-35
Lamoriello, Lou	New Jersey	20	10	10		2		2005-07
Laviolette, Peter	NY Islanders	12	4	8		2		
	Carolina	25	16	9		1	1	
	Philadelphia	34	18	16		2		
	Totals	71	38	33		5	1	2001-11
Lemaire, Jacques	Montreal	27	15	12		2		
	New Jersey	61	35	26		5	1	
	Minnesota	29	11	18		3		
	Totals	117	61	56		10	1	1983-11
Lewis, Dave	Detroit	16	6	10		2		1998-07
Ley, Rick	Hartford	13	5	8		2		
	Vancouver	11	4	7		1		
	Totals	24	9	15		3		1989-9

Coach	Team	Games Coached	Wins	Losses	Ties	Years	Cup Wins	Career	Coach	Team	Games Coached	Wins	Losses	Ties	Years	Cup Wins	Career	
Loughlin, Clem Low, Ron Lowe, Kevin MacLean, Doug MacNeil, Al	Chicago	4	1	2	1	2		1934-37	Quenneville, Joel	St. Louis	68	34	34		7			
	Edmonton	28	10	18		3		1994-02		Colorado	19	8	11		2			
	Edmonton	5	1	4		1		1999-00		Chicago	46	28	18		3	1		
	Florida	27	13	14		2		1995-04		Totals	133	70	63		12	1	1996-11	
	Montreal	20	12	8		1	1		Quinn, Pat	Philadelphia	39	22	17		3			
	Atlanta	4	1	3		1				Los Angeles	3	0	3		1			
	Calgary	19	9	10		2				Vancouver	61	31	30		5			
	Totals	43	22	21		4	1	1970-03		Toronto	80	41	39		6			
	Edmonton	36	19	17		3		2000-09		Totals	183	94	89		15		1978-10	
	Chicago	3	0	3		1		1980-82		Reay, Billy	Chicago	116	56	60		12		1957-77
MacTavish, Craig Magnuson, Keith Mahoney, Bill Maloney, Dan	Minnesota	16	7	9		1		1983-85	Renney, Tom	NY Rangers	24	11	13		3		1996-11	
	Toronto	10	6	4		1			Calgary	7	3	4		1		1990-92		
	Winnipeg	15	5	10		2			Hartford	7	3	4		1		1981-97		
	Totals	25	11	14		3		1984-89	Robinson, Larry	Los Angeles	4	0	4		1			
Maloney, Phil Martin, Jacques	Vancouver	7	1	6		2		1973-77		New Jersey	48	31	17		2	1		
	St. Louis	16	7	9		2			Totals	52	31	21		3	1	1995-06		
	Ottawa	69	31	38		8			Ross, Art	Boston	65	27	33	5	11	1	1917-45	
	Montreal	26	12	14		2			Ruel, Claude	Montreal	27	18	9		3	1	1968-81	
	Totals	111	50	61		12		1986-11	Ruff, Lindy	Buffalo	101	57	44		8		1997-11	
	Carolina	53	25	37		4		1995-11	Sacco, Joe	Colorado	6	2	4		1		2009-11	
Maurice, Paul McCammon, Bob	Philadelphia	10	1	9		3			Sather, Glen	Edmonton *	127	89	37	1	10	4	1979-04	
	Vancouver	7	3	4		1			* Playoff game May 24, 1988 suspended due to power failure. Score tied.									
	Totals	17	4	13		4		1978-91	Sator, Ted	NY Rangers	16	8	8		1			
	San Jose	39	19	20		3		2008-11	Buffalo	11	3	8		2				
McLellan, Todd McLellan, John McVie, Tom Melrose, Barry Milbury, Mike Muckler, John	Toronto	11	3	8		2		1969-73	Totals	27	11	16		3		1985-89		
	New Jersey	14	6	8		2		1975-92	Schinkel, Ken	Pittsburgh	6	2	4		2		1972-77	
	Los Angeles	24	13	11		1		1992-09	Schmidt, Milt	Boston	34	15	19		4		1954-76	
	Boston	40	23	17		2		1989-99	Schoenfeld, Jim	New Jersey	20	11	9		1			
	Edmonton	40	25	15		2	1		Washington	24	10	14		3				
	Buffalo	27	11	16		4			Phoenix	13	5	8		2				
	Totals	67	36	31		6	1	1968-00	Totals	57	26	31		6		1985-99		
	Chicago	2	0	1	1	1		1926-27	Shero, Fred	Philadelphia	83	48	35		6	2		
	Mtl. Maroons	4	1	3	0	1		1929-31	NY Rangers	27	15	12		2				
	Chicago	5	1	4		1			Totals	110	63	47		8	2	1971-81		
Murphy, Mike Murray, Terry	Winnipeg	7	3	4		1			Simpson, Terry	NY Islanders	20	9	11		2			
	Totals	12	4	8		2		1987-91	Winnipeg	6	2	4		1				
	Los Angeles	5	1	4		1		1986-98	Totals	26	11	15		3		1986-96		
	Washington	39	18	21		4			Sinden, Harry	Boston	43	24	19		5	1	1966-85	
	Philadelphia	46	28	18		3			Skinner, Jimmy	Detroit	26	14	12		3	1	1954-58	
	Florida	4	0	4		1			Smith, Floyd	Buffalo	32	16	16		3		1971-80	
	Los Angeles	68	6	4		2			Smith, Alf	Ottawa	5	1	4		0	1	1918-19	
	Totals	157	52	47		10		1989-11	Smythe, Conn	Toronto	4	2	2		0	1	1927-31	
	Washington	53	24	29		7			Sonmor, Glen	Minnesota	47	26	21		4		1978-87	
	Detroit	25	10	15		3			Stasiuk, Vic	Philadelphia	4	0	4		1		1969-73	
Murray, Bryan	Ottawa	34	18	16		3			Stevens, John	Philadelphia	23	11	12		2		2006-10	
	Totals	112	52	60		13		1981-08	Stewart, Ron	Los Angeles	2	0	2		1		1975-78	
	Los Angeles	24	10	14		3			Stewart, Bill	Chicago	10	7	3		1	1	1937-39	
	St. Louis	4	0	4		1			Sutter, Brian	St. Louis	41	20	21		4			
Neale, Harry Neilson, Roger	Totals	28	10	18		4		1999-10		Boston	22	7	15		3			
	Vancouver	14	3	11		4		1978-86	Chicago	5	1	4		1				
	Toronto	19	8	11		2			Totals	68	28	40		8		1988-05		
	Buffalo	8	4	4		1			New Jersey	12	4	8		2		2007-11		
	Vancouver	21	12	9		2			Chicago	26	11	15		3				
	NY Rangers	29	13	16		3			San Jose	42	18	24		5				
	Philadelphia	29	14	15		3			Calgary	33	18	15		2				
	Totals	106	51	55		11		1977-02	Totals	101	47	54		10		1992-06		
	Buffalo	12	5	7		1			Talbot, Jean-Guy	St. Louis	5	1	4		1			
	NY Islanders	5	1	4		1			NY Rangers	3	1	2		1				
Nykoluk, Mike O'Connell, Mike O'Donoghue, George Oliver, Murray O'Reilly, Terry	Totals	17	6	11		2		1995-08		Totals	8	2	6		2		1972-78	
	Toronto	7	1	6		2		1980-84	Tessier, Orval	Chicago	18	9	9		2		1982-85	
	Boston	5	1	4		1		2002-03	Therrien, Michel	Montreal	12	6	6		1			
	Toronto	2	1	0	1	1	1	1921-23	Pittsburgh	25	15	10		2				
	Minnesota	9	4	5		1		1982-83	Totals	37	21	16		3		2000-09		
	Boston *	37	17	19	1	3		1986-89	Thompson, Paul	Chicago	19	7	12		4		1938-45	
	* Playoff game May 24, 1988 suspended due to power failure. Score tied.								Tippett, Dave	Dallas	47	21	26		5			
	Winnipeg	13	5	8		2		1991-08	Phoenix	13	5	8		2				
	Minnesota	12	4	8		2			Totals	60	26	34		7		2002-11		
	Quebec	6	2	4		1			Chicago	4	1	2	1	2		1929-32		
Patrick, Frank Patrick, Craig	Calgary	4	0	4		1			Tobin, Bill	NY Rangers	12	4	8		2			
	Totals	22	6	16		4		1988-98	Tortorella, John	Tampa Bay	45	24	21		4	1		
	Boston	6	2	4	0	2		1934-36	Totals	57	28	29		6	1	1999-11		
	NY Rangers	17	7	10		2			Tremblay, Mario	Montreal	11	3	8		2		1995-97	
Patrick, Lester Patrick, Lynn	Pittsburgh	5	1	4		1			Trotz, Barry	Nashville	40	14	26		6		1998-11	
	Totals	22	8	14		3		1980-97	Ubriaco, Gene	Pittsburgh	11	7	4		1		1988-90	
	NY Rangers	65	32	26	7	12	2	1926-39	Vigneault, Alain	Montreal	10	4	6		1			
	NY Rangers	12	7	5		1			Vancouver	59	32	27		4				
	Boston *	28	9	18	1	4			Totals	69	36	33		5		1997-11		
	Totals	40	16	23	1	5		1948-76	Watson, Phil	NY Rangers	16	4	12		3		1955-63	
	* Playoff game March 31, 1951 suspended due to Toronto city curfew.								Watt, Tom	Winnipeg	7	1	6		2			
	Score tied.									Vancouver	3	0	3		1			
		Totals	10	1	9		3		1981-92	Webster, Tom	Los Angeles	28	12	16		3		1986-92
	Perron, Jean Perry, Don Pilous, Rudy Plager, Barclay Playfair, Jim Pleau, Larry Polano, Nick Powers, Eddie Primeau, Joe	Montreal	48	30	18		3	1	1985-89	Weiland, Cooney	Boston	17	10	7		2	1	1939-41
Los Angeles		10	4	6		1		1981-84	White, Bill	Chicago	2	0	2		1		1976-77	
Chicago		41	19	22		5	1	1957-63	Wilson, Johnny	Pittsburgh	12	4	8		2		1969-80	
St. Louis		4	1	3		1		1977-83	Wilson, Ron	Anaheim	11	4	7		1			
Calgary		6	2	4		1		2006-07		Washington	32	15	17		3			
Hartford		10	2	8		2		1980-89		San Jose	52	28	24		4			
Polano, Nick		7	1	6		2		1982-85	Totals	95	47	48		8		1993-11		
Toronto		2	0	2	0	1		1924-										



Stanley Cup-winning-goal scorers, 2006 to 2011. Clockwise from left: Patrice Bergeron, Boston, 2011; Patrick Kane, Chicago, 2010; Maxime Talbot, Pittsburgh, 2009; Henrik Zetterberg, Detroit, 2008; Travis Moen, Anaheim, 2007; and Frantisek Kaberle, Carolina, 2006.



CHAPTER 10

Stanley Cup-Winning Goal Scorers

1918 – 2011

Year	Player, Team	Time of Goal	Period	Score	Series	Year	Player, Team	Time of Goal	Period	Score	Series
2011	Patrice Bergeron, Boston	14:37	1st	4-0	4-3	1964	Andy Bathgate, Toronto	3:04	1st	4-0	4-3
2010	Patrick Kane, Chicago	4:06	OT	4-3	4-2	1963	Eddie Shack, Toronto	13:28	3rd	3-1	4-1
2009	Maxime Talbot, Pittsburgh	10:07	2nd	2-1	4-3	1962	Dick Duff, Toronto	14:14	3rd	2-1	4-2
2008	Henrik Zetterberg, Detroit	7:36	3rd	3-2	4-2	1961	Ab McDonald, Chicago	18:49	2nd	5-1	4-2
2007	Travis Moen, Anaheim	15:44	2nd	6-2	4-1	1960	Jean Beliveau, Montreal	8:16	1st	4-0	4-0
2006	Frantisek Kaberle, Carolina	4:18	2nd	3-1	4-3	1959	Marcel Bonin, Montreal	9:55	2nd	5-3	4-1
2005	...					1958	Bernie Geoffrion, Montreal	19:26	2nd	5-3	4-2
2004	Ruslan Fedotenko, Tampa Bay	14:38	2nd	2-1	4-3	1957	Dickie Moore, Montreal	0:14	2nd	5-1	4-1
2003	Mike Rupp, New Jersey	2:22	2nd	3-0	4-3	1956	Maurice Richard, Montreal	15:08	2nd	3-1	4-1
2002	Brendan Shanahan, Detroit	14:04	2nd	3-1	4-1	1955	Gordie Howe, Detroit	19:49	2nd	3-1	4-3
2001	Alex Tanguay, Colorado	4:57	2nd	3-1	4-3	1954	Tony Leswick, Detroit	4:20	OT	2-1	4-3
2000	Jason Arnott, New Jersey	28:20	OT	2-1	4-2	1953	Elmer Lach, Montreal	1:22	OT	1-0	4-1
1999	Brett Hull, Dallas	54:51	OT	3-2	4-2	1952	Metro Prystai, Detroit	6:50	1st	3-0	4-0
1998	Martin Lapointe, Detroit	2:26	2nd	4-1	4-0	1951	Bill Barilko, Toronto	2:53	OT	3-2	4-1
1997	Darren McCarty, Detroit	13:02	2nd	2-1	4-0	1950	Pete Babando, Detroit	28:31	OT	4-3	4-3
1996	Uwe Krupp, Colorado	44:31	OT	1-0	4-0	1949	Cal Gardner, Toronto	19:45	2nd	3-1	4-0
1995	Neal Broten, New Jersey	7:56	2nd	5-2	4-0	1948	Harry Watson, Toronto	11:13	1st	7-2	4-0
1994	Mark Messier, NY Rangers	13:29	2nd	3-2	4-3	1947	Ted Kennedy, Toronto	14:39	3rd	2-1	4-2
1993	Kirk Muller, Montreal	3:51	2nd	4-1	4-1	1946	Toe Blake, Montreal	11:06	3rd	6-3	4-1
1992	Ron Francis, Pittsburgh	7:59	3rd	6-5	4-0	1945	Babe Pratt, Toronto	12:14	3rd	2-1	4-3
1991	Ulf Samuelsson, Pittsburgh	2:00	1st	8-0	4-2	1944	Toe Blake, Montreal	9:12	OT	5-4	4-0
1990	Craig Simpson, Edmonton	9:31	2nd	4-1	4-1	1943	Joe Carveth, Detroit	12:09	1st	2-0	4-0
1989	Doug Gilmour, Calgary	11:02	3rd	4-2	4-2	1942	Pete Langelle, Toronto	9:48	3rd	3-1	4-3
1988	Wayne Gretzky, Edmonton	9:44	2nd	6-3	4-0	1941	Bobby Bauer, Boston	8:43	2nd	3-1	4-0
1987	Jari Kurri, Edmonton	14:59	2nd	3-1	4-3	1940	Bryan Hextall, NY Rangers	2:07	OT	3-2	4-2
1986	Bobby Smith, Montreal	10:30	3rd	4-3	4-1	1939	Roy Conacher, Boston	17:54	2nd	3-1	4-1
1985	Paul Coffey, Edmonton	17:57	1st	8-3	4-1	1938	Carl Voss, Chicago	16:45	2nd	4-3	3-1
1984	Ken Linseman, Edmonton	0:38	2nd	5-2	4-1	1937	Marty Barry, Detroit	19:22	1st	3-0	3-2
1983	Mike Bossy, NY Islanders	12:39	1st	4-2	4-0	1936	Pete Kelly, Detroit	9:45	3rd	3-2	3-1
1982	Mike Bossy, NY Islanders	5:00	2nd	3-1	4-0	1935	Baldy Northcott, Mtl. Maroons	16:18	2nd	4-1	3-0
1981	Wayne Merrick, NY Islanders	5:37	1st	5-1	4-1	1934	Mush March, Chicago	30:05	OT	1-0	3-1
1980	Bob Nystrom, NY Islanders	7:11	OT	5-4	4-2	1933	Bill Cook, NY Rangers	7:34	OT	1-0	3-1
1979	Jacques Lemaire, Montreal	1:02	2nd	4-1	4-1	1932	Ace Bailey, Toronto	15:07	3rd	6-4	3-0
1978	Mario Tremblay, Montreal	9:20	1st	4-1	4-2	1931	Johnny Gagnon, Montreal	9:59	2nd	2-0	3-2
1977	Jacques Lemaire, Montreal	4:32	OT	2-1	4-0	1930	Howie Morenz, Montreal	17:50	2nd	4-3	2-0
1976	Guy Lafleur, Montreal	14:18	3rd	5-3	4-0	1929	Bill Carson, Boston	18:02	3rd	2-1	2-0
1975	Bob Kelly, Philadelphia	0:11	3rd	2-0	4-2	1928	Frank Boucher, NY Rangers	3:35	3rd	2-1	3-2
1974	Rick MacLeish, Philadelphia	14:48	1st	1-0	4-2	1927	Cy Denneny, Ottawa	7:30	2nd	3-1	2-0-2
1973	Yvan Cournoyer, Montreal	8:13	3rd	6-4	4-2	1926	Nels Stewart, Mtl. Maroons	2:50	2nd	2-0	3-1
1972	Bobby Orr, Boston	11:18	1st	3-0	4-2	1925	Gizzy Hart, Victoria	2:35	2nd	6-1	3-1
1971	Henri Richard, Montreal	2:34	3rd	3-2	4-3	1924	Howie Morenz, Montreal	4:55	1st	3-0	2-0
1970	Bobby Orr, Boston	0:40	OT	4-3	4-0	1923	Punch Broadbent, Ottawa	11:23	1st	1-0	2-0
1969	John Ferguson, Montreal	3:02	3rd	2-1	4-0	1922	Babe Dye, Toronto	4:20	1st	5-1	3-2
1968	J.C. Tremblay, Montreal	11:40	3rd	3-2	4-0	1921	Jack Darragh, Ottawa	9:40	2nd	2-1	3-2
1967	Jim Pappin, Toronto	19:24	2nd	3-1	4-2	1920	Jack Darragh, Ottawa	5:00	3rd	6-1	3-2
1966	Henri Richard, Montreal	2:20	OT	3-2	4-2	1919	— no decision —				
1965	Jean Beliveau, Montreal	0:14	1st	4-0	4-3	1918	Corb Denneny, Toronto	10:30	3rd	2-1	3-2

CHAPTER 11

Three-or-more Goal Games, Playoffs 1918 – 2011

Player	Team	Date	City	Total Goals	Opposing Goaltender	Score	Player	Team	Date	City	Total Goals	Opposing Goaltender	Score		
Wayne Gretzky (10)	Edm.	Apr. 11/81	Edm.	3	Richard Sevigny	Edm. 6 Mtl. 2	Esa Tikkanen (3)	Edm.	May 22/88	Edm.	3	Reggie Lemelin	Edm. 6 Bos. 3		
		Apr. 19/81	Edm.	3	Billy Smith	Edm. 5 NYI 2			Apr. 16/91	Cgy.	3	Mike Vernon	Edm. 5 Cgy. 4		
		Apr. 6/83	Edm.	4	Brian Hayward	Edm. 6 Wpg. 3			Apr. 26/92	L.A.	3	Kelly Hrudey (2)	Edm. 5 L.A. 2		
		Apr. 17/83	Cgy.	4	Reggie Lemelin	Edm. 10 Cgy. 2		Mike Gartner (3)	NYR	Apr. 13/90	NYR	3	Mark Fitzpatrick (2)		
	Apr. 25/85	Wpg.	3	Brian Hayward (2)						Glenn Healy (1)	NYR 6 NYI 5				
	May 25/85	Edm.	3	Pelle Lindbergh	Edm. 4 Phi. 3	Mario Lemieux (3)	Tor.			Apr. 27/92	NYR	3	Chris Terrieri	NYR 8 N.J. 5	
	Apr. 24/86	Cgy.	3	Mike Vernon	Edm. 7 Cgy. 4			Apr. 25/96	Tor.	3	Jon Casey	Tor. 5 St.L. 4			
	May 29/93	Tor.	3	Felix Potvin	L.A. 5 Tor. 4			Apr. 25/89	Pit.	5	Ron Hextall	Pit. 10 Phi. 7			
	L.A.	Apr. 23/97	NYR	3	John Vanbiesbrouck	NYR 3 Fla. 2	Apr. 23/92	Pit.	3	Don Beaupre	Pit. 6 Wsh. 4				
		May 18/97	Phi.	3	Garth Snow	NYR 5 Phi. 4	May 11/96	Pit.	3	Mike Richter	Pit. 7 NYR 3				
Maurice Richard (7)		Mtl.	Mar. 23/44	Mtl.	5	Paul Bibault	Mtl. 5 Tor. 1	Patrick Marleau (3)	S.J.	Apr. 10/04	S.J.	3	Chris Osgood	S.J. 3 St.L. 1	
			Apr. 6/44	Chi.	3	Mike Karakas	Mtl. 3 Chi. 1			Apr. 22/04	S.J.	3	David Aebischer	S.J. 5 Col. 2	
	Mar. 29/45		Mtl.	4	Frank McCool	Mtl. 10 Tor. 3	Apr. 27/06			S.J.	3	Chris Mason	Nsh. 4 S.J. 5		
	Apr. 14/53		Bos.	3	Gord Henry	Mtl. 7 Bos. 3	Johan Franzen (3)		Det.	Apr. 26/08	Det.	3	Jose Theodore (2)		
	Mar. 20/56	Mtl.	3	Gump Worsley	Mtl. 7 NYR 1						Peter Budaj (1)	Det. 5 Col. 1			
	Apr. 6/57	Mtl.	4	Don Simmons	Mtl. 5 Bos. 1	May 1/08		Col.		3	Jose Theodore (1)	Det. 8 Col. 2			
	Edm.	Apr. 1/58	Det.	3	Terry Sawchuk	Mtl. 4 Det. 3				Peter Budaj (2)					
		Apr. 4/84	Edm.	3	Doug Soetaert (1)		May 6/10	Det.	4	Evgeni Nabokov (3)	Det. 7 S.J. 1				
					Mike Veisor (2)	Edm. 9 Wpg. 2	Newsy Lalonde (2)	Mtl.	Mar. 1/19	Mtl.	5	Clint Benedict	Mtl. 6 Ott. 3		
		Apr. 25/85	Wpg.	3	Brian Hayward (2)				Mar. 22/19	Sea.	4	Hap Holmes	Mtl. 4 Sea. 2		
May 7/85	Edm.	3	Murray Bannerman	Edm. 7 Chi. 3	Mar. 22/24	Mtl.			3	Charles Reid	Mtl. 6 Cgy. 1				
Jari Kurri (7)	Edm.	May 14/85	Edm.	3	Murray Bannerman	Edm. 10 Chi. 5	Howie Morenz (2)	Mtl.	Mar. 27/25	Mtl.	3	Hap Holmes	Mtl. 4 Vic. 2		
		May 16/85	Chi.	4	Murray Bannerman	Edm. 8 Chi. 2			Doug Bentley (2)	Chi.	Mar. 28/44	Chi.	3	Connie Dion	Chi. 7 Det. 1
		Apr. 9/87	Edm.	4	Rollie Melanson (2)						Mar. 30/44	Det.	3	Connie Dion	Chi. 5 Det. 2
					Darren Eliot (2)	Edm. 13 L.A. 3		Mar. 22/38			Mtl.	3	Mike Karakas	Mtl. 6 Chi. 4	
	May 18/90	Bos.	3	Andy Moog (2)		Mar. 26/46	Chi.	3	Mike Karakas	Mtl. 7 Chi. 2					
	Dino Ciccarelli (6)	Min.	Apr. 10/82	Min.	3	Pat Riggan	Min. 7 Cgy. 4	Ted Kennedy (2)	Tor.	Apr. 14/45	Tor.	3	Harry Lumley	Det. 5 Tor. 3	
			Apr. 5/90	N.J.	3	Murray Bannerman	Min. 7 Chi. 1			Mar. 27/48	Tor.	4	Frank Brimsek	Tor. 5 Bos. 3	
			Apr. 25/92	Pit.	4	Sean Burke	Wsh. 5 N.J. 4			Apr. 28/70	St.L.	3	Al Smith	St.L. 5 Pit. 0	
						Tom Barrasso (1)			Apr. 6/72	Min.	3	Cesare Maniago	Min. 6 St.L. 5		
		Wsh.	Apr. 29/93	Tor.	3	Ken Wregget (3)	Wsh. 7 Pit. 2	Bobby Hull (2)	Chi.	Apr. 7/63	Det.	3	Terry Sawchuk	Det. 7 Chi. 4	
					Felix Potvin (2)		Apr. 9/72			Pit.	3	Jim Rutherford	Chi. 6 Pit. 5		
May 11/95			Dal.	3	Daren Puppa (1)	Det. 7 Tor. 3	Apr. 4/73			Chi.	3	Wayne Stephenson	Chi. 7 St.L. 1		
					Andy Moog (2)		May 10/73	Chi.	3	Ken Dryden	Mtl. 6 Chi. 4				
Mike Bossy (5)		NYI	Apr. 16/79	NYI	3	Darcy Wakaluk (1)	Det. 5 Dal. 1	Yvan Cournoyer (2)	Mtl.	Apr. 5/73	Mtl.	3	Dave Dryden	Mtl. 7 Buf. 3	
			May 8/82	NYI	3	Tony Esposito	NYI 6 Chi. 2			Apr. 11/74	Mtl.	3	Ed Giacomin	Mtl. 4 NYR 1	
	Apr. 10/83		Wsh.	3	Richard Brodeur	NYI 6 Van. 5	May 1/75			Mtl.	3	Roger Crozier (1)			
	May 3/83		NYI	3	Al Jensen	NYI 6 Wsh. 3	Lanny McDonald (2)	Tor.	Apr. 11/77	Mtl.	3	Gerry Desjardins (2)	Mtl. 7 Buf. 0		
	May 7/83	NYI	4	Pete Peeters	NYI 8 Bos. 4	Apr. 9/77			Pit.	3	Ed Staniowski	Mtl. 7 St.L. 2			
	Apr. 2/69	Bos.	4	Pete Peeters	NYI 8 Bos. 4	Apr. 17/77			Tor.	4	Denis Herron	Tor. 5 Pit. 2			
	Phil Esposito (4)	Bos.	Apr. 8/70	Bos.	3	Bruce Gamble	Bos. 10 Tor. 0	Bill Barber (2)	Phi.	May 4/80	Min.	4	Gilles Meloche	Phi. 5 Min. 3	
			Apr. 8/70	Bos.	3	Ed Giacomin	Bos. 8 NYR 2			Apr. 9/81	Phi.	3	Dan Bouchard	Phi. 8 Que. 5	
			Apr. 19/70	Chi.	3	Ed Giacomin	Bos. 6 Chi. 3			Apr. 8/80	NYI	3	Doug Keans	NYI 8 L.A. 1	
			Apr. 8/75	Bos.	3	Tony Esposito (2)		Apr. 9/81	NYI	3	Michel Larocque	NYI 5 Tor. 1			
Mark Messier (4)	Edm.	Apr. 14/83	Edm.	4	Michel Dumas (1)	Bos. 8 Chi. 2	Butch Goring (2)	L.A.	Apr. 9/77	L.A.	3	Phil Myre	L.A. 4 Atl. 2		
		Apr. 17/83	Cgy.	3	Reggie Lemelin	Edm. 6 Cgy. 3			May 17/81	Min.	3	Gilles Meloche	NYI 7 Min. 5		
					Reggie Lemelin (1)	Edm. 10 Cgy. 2			Apr. 14/83	Edm.	3	Andy Moog	Edm. 6 Cgy. 3		
		Apr. 26/83	Edm.	3	Don Edwards (2)		Apr. 8/84	Van	3	Richard Brodeur	Cgy. 5 Van. 1				
	NYR	May 25/94	N.J.	3	Murray Bannerman	Edm. 8 Chi. 2	Paul Reinhart (2)	Cgy.	Apr. 22/81	Phi.	3	Pat Riggan	Phi. 9 Cgy. 4		
					Martin Brodeur (2)	NYR 4 N.J. 2			Apr. 21/85	Phi.	3	Billy Smith	Phi. 5 NYI 2		
					ENG (1)				Apr. 5/83	Bos.	3	Pete Peeters	Bos. 4 Que. 3		
		Steve Yzerman (4)	Det.	Apr. 6/89	Det.	3	Alain Chevrier	Chi. 5 Det. 4	Peter Stastny (2)	Que.	Apr. 11/87	Que.	3	Mike Liut (2)	
	Apr. 4/91			St.L.	3	Vincent Riendeau (2)	Det. 6 St.L. 3						Steve Weeks (1)	Que. 5 Hfd. 1	
						Pat Jablonski (1)		Apr. 23/85			Que.	3	Steve Penney	Que. 7 Mtl. 6	
May 8/96	St.L.			3	Jon Casey	St.L. 5 Det. 4	Michel Goulet (2)	Que.	Apr. 12/87	Que.	3	Mike Liut	Que. 4 Hfd. 1		
Apr. 21/99	Det.	3	Guy Hebert (2)	Det. 5 Ana. 3	Apr. 26/83	Edm.			4	Murray Bannerman	Edm. 8 Chi. 2				
			Pat Jablonski (1)		Apr. 6/88	Wpg.			3	Daniel Berthiaume	Edm. 7 Wpg. 4				
Bernie Geoffrion (3)	Mtl.	Mar. 27/52	Mtl.	3	Jim Henry	Mtl. 4 Bos. 0	Peter Zezel (2)	Phi.	Apr. 13/86	NYR	3	John Vanbiesbrouck	Phi. 7 NYR 1		
		Apr. 7/55	Mtl.	3	Terry Sawchuk	Mtl. 4 Det. 2			Apr. 11/89	St.L.	3	Jon Casey (2)			
		Mar. 30/57	Mtl.	3	Gump Worsley	Mtl. 8 NYR 3						Kari Takko (1)	St.L. 6 Min. 1		
		Norm Ullman (3)	Det.	Mar. 29/64	Chi.	3	Glenn Hall	Det. 5 Chi. 4	Geoff Courttnall (2)	Van.	Apr. 4/91	L.A.	3	Kelly Hrudey	Van. 6 L.A. 5
Apr. 7/64	Det.			3	Glenn Hall (2)		Apr. 30/92	Van.			3	Rick Tabaracci	Van. 5 Win. 0		
					Denis DeJordy (1)	Det. 7 Chi. 2	May 6/95	Que.			3	Mike Richter	Que. 5 NYR 4		
John Bucyk (3)	Bos.			Apr. 11/65	Det.	3	Glenn Hall	Det. 4 Chi. 2	Joe Sakic (2)	Que.	Apr. 25/96	Col.	3	Corey Hirsch	Col. 5 Van. 4
		May 3/70	St.L.	3	Jacques Plante (1)		Apr. 28/98	Ott.			3	Martin Brodeur	Ott. 4 N.J. 3		
					Ernie Wakely (2)	Bos. 6 St.L. 1	May 11/98	Ott.			3	Olaf Kolzig	Ott. 4 Wsh. 3		
		Apr. 20/72	Bos.	3	Jacques Caron (1)		Daniel Alfredsson (2)	Ott.	Mar. 11/18	Tor.	3	Georges Vezina	Tor. 7 Mtl. 3		
			Ernie Wakely (2)	Bos. 10 St.L. 2	Mar. 23/18	Tor.			3	Hugh Lehman	Van.M. 6 Tor. 4				
Apr. 21/74	Bos.	3	Tony Esposito	Bos. 8 Chi. 6	Feb. 23/19	Mtl.			3	Clint Benedict	Mtl. 8 Ott. 4				
Rick MacLeish (3)	Phi.	Apr. 11/74	Phi.	3	Phil Myre	Phi. 5 Atl. 1	Joe Malone	Mtl.	Feb. 27/19	Ott.	3	Clint Benedict	Mtl. 5 Ott. 3		
		Apr. 13/75	Phi.	3	Gord McRae	Phi. 6 Tor. 3			Apr. 1/20	Tor.	3	Hap Holmes	Ott. 6 Sea. 1		
		May 13/75	Phi.	3	Glenn Resch	Phi. 4 NYI 1			Mar. 10/21	Ott.	3	Jake Forbes	Ott. 5 Tor. 0		
		Denis Savard (3)	Chi.	Apr. 19/82	Chi.	3	Mike Liut	Chi. 7 St.L. 4	Babe Dye	Tor.	Mar. 28/22	Tor.	4	Hugh Lehman	Tor. 5 Van.M. 1
Apr. 10/86	Chi.			4	Ken Wregget	Tor. 6 Chi. 4	Mar. 31/27	Bos.			3	Hugh Lehman	Bos. 4 Chi. 4		
Apr. 9/88	St.L.			3	Greg Millen	Chi. 6 St.L. 3	Apr. 5/32	NYR			3	John Ross Roach	Tor. 6 NYR 4		
Tim Kerr (3)	Phi.			Apr. 13/85	NYR	4	Glen Hanlon	Phi. 6 NYR 5	Frank Boucher	NYR	Apr. 9/32	Tor.	3	Lorne Chabot	Tor. 6 NYR 4
		Apr. 20/87	Phi.	3	Kelly Hrudey	Phi. 4 NYI 2	Mar. 26/36	Tor.			3	Tiny Thompson	Tor. 8 Bos. 3		
		Apr. 19/89	Pit.	3	Tom Barrasso	Phi. 4 Pit. 2	Mar. 23/39	Det.			3	Claude Bourque	Det. 7 Mtl. 3		
		Cam Neely (3)	Bos.	Apr. 9/87	Mtl.	3	Patrick Roy	Mtl. 4 Bos. 3	Syd Howe	Det.	Apr. 3/40	NYR	3	Turk Broda	NYR 6 Tor. 2
Apr. 5/91	Bos.			3	Peter Sidorkiewicz	Bos. 4 Hfd. 3	Mar. 22/41	Mtl.			3	Sam LoPresti	Mtl. 4 Chi. 3		
Apr. 25/91	Bos.			3	Patrick Roy	Bos. 4 Mtl. 1	Mar. 25/41	Tor.			3	Frank Brimsek	Tor. 7 Bos. 2		
Petr Klima (3)	Det.			Apr. 7/88	Tor.	3	Allan Bester (2)		Jack McGill	Bos.	Mar. 29/42	Bos.	3	Johnny Mowers	Det. 6 Bos. 4
					Ken Wregett (1)	Det. 6 Tor. 2	Apr. 14/42	Tor.			3	Johnny Mowers	Tor. 9 Det. 3		
		Apr. 21/88	St.L.	3	Greg Millen	Det. 6 St.L. 0	Apr. 1/43	Det.			3	Frank Brimsek	Det. 6 Bos. 2		
		Edm.	May 4/91	Edm.	3	Jon Casey	Edm. 7 Min. 2	Mud Bruneteau	Det.	Apr. 7/43	Bos.	3	Frank Brimsek	Det. 4 Bos. 0	
					Apr. 3/45	Bos.	4			Paul Bibault	Det. 5 Bos. 3				
					Apr. 1/47	Bos.	4			Frank Brimsek	Mtl. 5 Bos. 1				

Three-or-more-Goal Games, Playoffs — continued

Player	Team	Date	City	Total Goals	Opposing Goaltender	Score
Gerry Plamondon	Mtl.	Mar. 24/49	Det.	3	Harry Lumley	Mtl. 4 Det. 3
Sid Smith	Tor.	Apr. 10/49	Det.	3	Harry Lumley	Tor. 3 Det. 1
Pentti Lund	NYR	Apr. 2/50	NYR	3	Bill Durnan	NYR 4 Mtl. 1
Ted Lindsay	Det.	Apr. 5/55	Det.	4	Charlie Hodge (1) Jacques Plante (3)	Det. 7 Mtl. 1
Gordie Howe	Det.	Apr. 10/55	Det.	3	Jacques Plante	Det. 5 Mtl. 1
Phil Goyette	Mtl.	Mar. 25/58	Mtl.	3	Terry Sawchuk	Mtl. 8 Det. 1
Jerry Toppazzini	Bos.	Apr. 5/58	Bos.	3	Gump Worsley	Bos. 8 NYR 2
Bob Pulford	Tor.	Apr. 19/62	Tor.	3	Glenn Hall	Tor. 8 Chi. 4
Dave Keon	Tor.	Apr. 9/64	Mtl.	3	Charlie Hodge (2) ENG (1)	Tor. 3 Mtl. 1
Henri Richard	Mtl.	Apr. 20/67	Mtl.	3	Terry Sawchuk (2) Johnny Bower (1)	Mtl. 6 Tor. 2
Rosaire Paiement	Phi.	Apr. 13/68	Phi.	3	Glenn Hall (1) Seth Martin (2)	Phi. 6 St.L. 1
Jean Beliveau	Mtl.	Apr. 20/68	Mtl.	3	Denis DeJordy	Mtl. 4 Chi. 1
Red Berenson	St.L.	Apr. 15/69	St.L.	3	Gerry Desjardins	St.L. 4 L.A. 0
Ken Schinkel	Pit.	Apr. 11/70	Oak.	3	Gary Smith	Pit. 5 Oak. 2
Jim Pappin	Chi.	Apr. 11/71	Phi.	3	Bruce Gamble	Chi. 6 Phi. 2
Bobby Orr	Bos.	Apr. 11/71	Mtl.	3	Ken Dryden	Bos. 5 Mtl. 2
Jacques Lemaire	Mtl.	Apr. 20/71	Mtl.	3	Gump Worsley	Mtl. 7 Min. 2
Vic Hadfield	NYR	Apr. 22/71	NYR	3	Tony Esposito	NYR 4 Chi. 1
Fred Stanfield	Bos.	Apr. 18/72	Bos.	3	Jacques Caron	Bos. 6 St.L. 1
Ken Hodge	Bos.	Apr. 30/72	Bos.	3	Ed Giacomin	Bos. 6 NYR 5
Dick Redmond	Chi.	Apr. 4/73	Chi.	3	Wayne Stephenson	Chi. 7 St.L. 1
Steve Vickers	NYR	Apr. 10/73	Bos.	3	Ross Brooks (2) Eddie Johnston (1)	NYR 6 Bos. 3
Tom Williams	L.A.	Apr. 14/74	L.A.	3	Mike Veisor	L.A. 5 Chi. 1
Marcel Dionne	L.A.	Apr. 15/76	L.A.	3	Gilles Gilbert	L.A. 6 Bos. 4
Don Saleski	Phi.	Apr. 20/76	Phi.	3	Wayne Thomas	Phi. 7 Tor. 1
Darryl Sittler	Tor.	Apr. 22/76	Tor.	5	Bernie Parent	Tor. 8 Phi. 5
Reggie Leach	Phi.	May 6/76	Phi.	5	Gilles Gilbert	Phi. 6 Bos. 3
Jim Lorentz	Buf.	Apr. 7/77	Min.	3	Pete LoPresti (2) Gary Smith (1)	Buf. 7 Min. 1
Bobby Schmautz	Bos.	Apr. 11/77	Bos.	3	Rogie Vachon	Bos. 8 L.A. 3
Billy Harris	NYI	Apr. 23/77	Mtl.	3	Ken Dryden	Mtl. 4 NYI 3
George Ferguson	Tor.	Apr. 11/78	Tor.	3	Rogie Vachon	Tor. 7 L.A. 3
Jean Ratelle	Bos.	May 3/79	Bos.	3	Ken Dryden	Bos. 4 Mtl. 3
Stan Jonathan	Bos.	May 8/79	Bos.	3	Ken Dryden	Bos. 5 Mtl. 2
Ron Duguay	NYR	Apr. 20/80	NYR	3	Pete Peeters	NYR 4 Phi. 2
Steve Shutt	Mtl.	Apr. 22/80	Mtl.	3	Gilles Meloche	Mtl. 6 Min. 2
Gilbert Perreault	Buf.	May 6/80	NYI	3	Billy Smith (2) ENG (1)	Buf. 7 NYI 4
Paul Holmgren	Phi.	May 15/80	Phi.	3	Billy Smith	Phi. 8 NYI 3
Steve Payne	Min.	Apr. 8/81	Bos.	3	Rogie Vachon	Min. 5 Bos. 4
Denis Potvin	NYI	Apr. 17/81	NYI	3	Andy Moog	NYI 6 Edm. 3
Barry Pederson	Bos.	Apr. 8/82	Bos.	3	Don Edwards	Bos. 7 Buf. 3
Duane Sutter	NYI	Apr. 15/83	NYI	3	Glen Hanlon	NYI 5 NYR 0
Doug Halward	Van.	Apr. 7/84	Van.	3	Reggie Lemelin (2) Don Edwards (1)	Van. 7 Cgy. 0
Jorgen Pettersson	St.L.	Apr. 8/84	Det.	3	Eddie Mio	St.L. 3 Det. 2
Clark Gillies	NYI	May 12/84	NYI	3	Grant Fuhr	NYI 6 Edm. 1
Ken Linseman	Bos.	Apr. 14/85	Bos.	3	Steve Penney	Bos. 7 Mtl. 6
Dave Andreychuk	Buf.	Apr. 14/85	Buf.	3	Dan Bouchard	Buf. 7 Que. 4
Greg Paslawski	St.L.	Apr. 15/86	Min.	3	Don Beaupre	St.L. 6 Min. 3
Doug Risebrough	Cgy.	May 4/86	Cgy.	3	Rick Wamsley	Cgy. 8 St.L. 2
Mike McPhee	Mtl.	Apr. 11/87	Bos.	3	Doug Keans	Mtl. 5 Bos. 4
John Ogrudnick	Que.	Apr. 14/87	Hfd.	3	Mike Liut	Que. 7 Hfd. 5
Pelle Eklund	Phi.	May 10/87	Mtl.	3	Patrick Roy (1) Brian Hayward (2)	Phi. 6 Mtl. 3
John Tucker	Buf.	Apr. 9/88	Bos.	4	Andy Moog	Buf. 6 Bos. 2
Tony Hrkac	St.L.	Apr. 10/88	St.L.	4	Darren Pang	St.L. 6 Chi. 5
Hakan Loob	Cgy.	Apr. 10/88	Cgy.	3	Glenn Healy	Cgy. 7 L.A. 3
Ed Olczyk	Tor.	Apr. 12/88	Tor.	3	Greg Stefan (2) Glen Hanlon (1)	Tor. 6 Det. 5
Aaron Broten	N.J.	Apr. 20/88	N.J.	3	Pete Peeters	N.J. 5 Wsh. 2
Mark Johnson	N.J.	Apr. 22/88	Wsh.	4	Pete Peeters	N.J. 10 Wsh. 4
Patrik Sundstrom	N.J.	Apr. 22/88	Wsh.	3	Pete Peeters (2) Clint Malarchuk (1)	N.J. 10 Wsh. 4
Bob Brooke	Min.	Apr. 5/89	St.L.	3	Greg Millen	St.L. 4 Min. 3
Chris Kontos	L.A.	Apr. 6/89	L.A.	3	Grant Fuhr	L.A. 5 Edm. 2
Wayne Presley	Chi.	Apr. 13/89	Chi.	3	Greg Stefan (1) Glen Hanlon (2)	Chi. 7 Det. 1
Tony Granato	L.A.	Apr. 10/90	L.A.	3	Mike Vernon (1) Rick Wamsley (2)	L.A. 12 Cgy. 4
Tomas Sandstrom	L.A.	Apr. 10/90	L.A.	3	Mike Vernon (1) Rick Wamsley (2)	L.A. 12 Cgy. 4
Dave Taylor	L.A.	Apr. 10/90	L.A.	3	Mike Vernon (1) Rick Wamsley (2)	L.A. 12 Cgy. 4
Bernie Nicholls	NYR	Apr. 19/90	NYR	3	Mike Liut	NYR 7 Wsh. 3
John Druce	Wsh.	Apr. 21/90	NYR	3	John Vanbiesbrouck	Wsh. 6 NYR 3
Adam Oates	St.L.	Apr. 12/91	St.L.	3	Tim Cheveldae	St.L. 6 Det. 1
Luc Robitaille	L.A.	Apr. 26/91	L.A.	3	Grant Fuhr	L.A. 5 Edm. 2
Ray Sheppard	Det.	Apr. 24/92	Min.	3	Jon Casey	Min. 5 Det. 2
Pavel Bure	Van.	Apr. 28/92	Wpg.	3	Rick Tabaracci	Van. 8 Wpg. 3
Joe Murphy	Edm.	May 6/92	Edm.	3	Kirk McLean	Edm. 5 Van. 2
Ron Francis	Pit.	May 9/92	Pit.	3	Mike Richter (2) John V'brouck (1)	Pit. 5 NYR. 4
Kevin Stevens	Pit.	May 21/92	Bos.	4	Andy Moog	Pit. 5 Bos. 2
Dirk Graham	Chi.	Jun. 1/92	Chi.	3	Tom Barrasso	Pit. 6 Chi. 5

Player	Team	Date	City	Total Goals	Opposing Goaltender	Score
Brian Noonan	Chi.	Apr. 18/93	Chi.	3	Curtis Joseph	St.L. 4 Chi. 3
Dale Hunter	Wsh.	Apr. 20/93	Wsh.	3	Glenn Healy	NYI 5 Wsh. 4
Teemu Selanne	Wpg.	Apr. 23/93	Wpg.	3	Kirk McLean	Wpg. 5 Van. 4
Ray Ferraro	NYI	Apr. 26/93	Wsh.	4	Don Beaupre	Wsh. 6 NYI 4
Al Iafate	Wsh.	Apr. 26/93	Wsh.	3	Glenn Healy (2) Mark Fitzpatrick (1)	Wsh. 6 NYI 4
Paul DiPietro	Mtl.	Apr. 28/93	Mtl.	3	Ron Hextall	Mtl. 6 Que. 2
Wendel Clark	Tor.	May 27/93	L.A.	3	Kelly Hrudey	L.A. 5 Tor. 4
Eric Desjardins	Mtl.	Jun. 3/93	Mtl.	3	Kelly Hrudey	Mtl. 3 L.A. 2
Tony Amonte	Chi.	Apr. 23/94	Chi.	4	Felix Potvin	Chi. 5 Tor. 4
Gary Suter	Chi.	Apr. 24/94	Chi.	3	Felix Potvin	Chi. 4 Tor. 3
Ulf Dahlen	S.J.	May 6/94	S.J.	3	Felix Potvin	S.J. 5 Tor. 2
Mike Sullivan	Cgy.	May 11/95	S.J.	3	Arturs Irbe (2) Wade Flaherty (1)	Cgy. 9 S.J. 2
Theoren Fleury	Cgy.	May 13/95	S.J.	4	Arturs Irbe (3) ENG (1)	Cgy. 6 S.J. 4
Brendan Shanahan	St.L.	May 13/95	Van.	3	Kirk McLean	St.L. 5 Van. 2
John LeClair	Phi.	May 21/95	Phi.	3	Mike Richter	Phi. 5 NYR 4
Brian Leetch	NYR	May 22/95	Phi.	3	Ron Hextall	Phi. 4 NYR 3
Trevor Linden	Van.	Apr. 25/96	Col.	3	Patrick Roy	Col. 5 Van. 4
Jaromir Jagr	Pit.	May 11/96	Pit.	3	Mike Richter	Pit. 7 NYR 3
Peter Forsberg	Col.	Jun. 6/96	Col.	3	John Vanbiesbrouck	Col. 8 Fla. 1
Valeri Zelepukin	N.J.	Apr. 22/97	Mtl.	3	Jocelyn Thibault	N.J. 6 Mtl. 4
Valeri Kamensky	Col.	Apr. 24/97	Col.	3	Jeff Hackett (2) Chris Tetteri (1)	Col. 7 Chi. 0
Eric Lindros	Phi.	May 20/97	NYR	3	Mike Richter	Phi. 6 NYR 3
Matthew Barnaby	Buf.	May 10/98	Buf.	3	Andy Moog (2) ENG (1)	Buf. 6 Mtl. 3
Martin Straka	Pit.	Apr. 25/99	Pit.	3	Martin Brodeur	Pit. 4 N.J. 2
Martin Lapointe	Det.	Apr. 15/00	Det.	3	Stephane Fiset (2) Jamie Storr (1)	Det. 8 L.A. 5
Doug Weight	Edm.	Apr. 16/00	Edm.	3	Ed Belfour	Edm. 5 Dal. 2
Bill Guerin	Edm.	Apr. 18/00	Edm.	3	Ed Belfour	Dal. 4 Edm. 3
Scott Young	St.L.	Apr. 23/00	S.J.	3	Steve Shields	St.L. 6 S.J. 2
Andy Delmore	Phi.	May 7/00	Phi.	3	Ron Tugnutt (2) Peter Skudra (1)	Phi. 6 Pit. 3
Brett Hull	Det.	Apr. 27/02	Van.	3	Peter Skudra	Det. 6 Van. 4
Keith Tkachuk	Det.	May 7/02	St.L.	3	Dominik Hasek	St.L. 6 Det. 1
Darren McCarty	Det.	May 18/02	Det.	3	Patrick Roy	Det. 5 Col. 3
Alexander Mogilny	Tor.	Apr. 9/03	Phi.	3	Roman Cechmanek (2) ENG (1)	Tor. 5 Phi. 3
Mike Sillinger	St.L.	Apr. 12/04	St.L.	3	Evgeni Nabokov (2) ENG (1)	St.L. 4 S.J. 1
Keith Primeau	Phi.	May 2/04	Phi.	3	Ed Belfour (2) Trevor Kidd (1)	Phi. 7 Tor. 2
J.P. Dumont	Buf.	Apr. 24/06	Buf.	3	Antero Niittymaki (1) Robert Esche (2)	Phi. 2 Buf. 8
John Madden	N.J.	Apr. 24/06	N.J.	3	Kevin Weekes	NYR 1 N.J. 4
Jason Pominville	Buf.	Apr. 24/06	Buf.	3	Antero Niittymaki (2) Robert Esche (1)	Phi. 2 Buf. 8
Joffrey Lupul	Ana.	May 9/06	Col.	4	Jose Theodore	Ana. 4 Col. 3
Michael Nylander	NYR	Apr. 17/07	NYR	3	Kari Lehtonen	NYR 7 Atl. 0
Andy McDonald	Ana.	Apr. 25/07	Ana.	3	Dany Sabourin (1) Roberto Luongo (2)	Ana. 5 Van. 1
Pavel Datsyuk	Det.	May 12/08	Dal.	3	Marty Turco	Det. 5 Dal. 2
Alex Ovechkin	Wsh.	May 4/09	Wsh.	3	Marc-Andre Fleury	Wsh. 4 Pit. 3
Sidney Crosby	Pit.	May 4/09	Wsh.	3	Semyon Varlamov	Wsh. 4 Pit. 3
Patrick Kane	Chi.	May 11/09	Chi.	3	Roberto Luongo	Chi. 7 Van. 5
Evgeni Malkin	Pit.	May 21/09	Pit.	3	Cam Ward	Pit. 7 Car. 4
Henrik Zetterberg	Det.	Apr. 16/10	Phx.	3	Ilya Bryzgalov	Det. 7 Phx. 4
Andrei Kostitsyn	Mtl.	Apr. 17/10	Wsh.	3	Jose Theodore (1) Semyon Varlamov (2)	Wsh. 6 Mtl. 5
Nicklas Backstrom	Wsh.	Apr. 17/10	Wsh.	3	Jaroslav Halak	Wsh. 6 Mtl. 5
Dustin Byfuglien	Chi.	May 5/10	Van.	3	Roberto Luongo	Chi. 5 Van. 2
Jonathan Toews	Chi.	May 7/10	Van.	3	Roberto Luongo	Chi. 7 Van. 4
Devin Setoguchi	S.J.	May 4/11	Det.	3	Jimmy Howard	S.J. 4 Det. 3
David Krejci	Bos.	May 25/11	T.B.	3	Dwayne Roloson	T.B. 5 Bos. 4



Devin Setoguchi was one of only two players to score a hat trick in the 2011 playoffs and one of three (along with Nathan Horton and Alexandre Burrows) to score a pair of overtime goals.

CHAPTER 12

Overtime Games since 1918

Abbreviations: (Teams/Cities): **Ana.** - Anaheim; **Atl.** - Atlanta; **Bos.** - Boston; **Buf.** - Buffalo; **Car.** - Carolina; **Cgy.** - Calgary; **Chi.** - Chicago; **Col.** - Colorado; **Dal.** - Dallas; **Det.** - Detroit; **Edm.** - Edmonton; **Edm. E.** - Edmonton Eskimos (Western Canada Hockey League); **Fla.** - Florida; **Hfd.** - Hartford; **L.A.** - Los Angeles; **Min.** - Minnesota; **Mtl.** - Montreal; **Mtl. M.** - Montreal Maroons; **Nsh.** - Nashville; **N.J.** - New Jersey; **NYA** - New York Americans; **NYI** - New York Islanders; **NYR** - New York Rangers; **Oak.** - Oakland; **Ott.** - Ottawa; **Phx.** - Philadelphia; **Phx.** - Phoenix; **Pit.** - Pittsburgh; **Que.** - Quebec; **Reg.** - Regina Capitals (Western Canada Hockey League); **St.L.** - St. Louis; **Sas.** - Saskatoon Crescents (Western Canada Hockey League); **Sea.** - Seattle Metropolitans (Pacific Coast Hockey Association); **S.J.** - San Jose; **T.B.** - Tampa Bay; **Tor.** - Toronto; **Van.** - Vancouver; **Van. M.** - Vancouver Millionaires (Pacific Coast Hockey Association); **Vic.** - Victoria Cougars (Western Hockey League); **Wpg.** - Winnipeg; **Wsh.** - Washington.

SERIES: **CF** - conference final; **CQF** - conference quarter-final; **CSF** - conference semifinal; **DF** - division final; **DSF** - division semifinal; **F** - final; **PF** - Pacific Coast Hockey Association final; **PRE** - preliminary round; **QF** - quarter-final; **SF** - semifinal; **WF** - Western Canada Hockey League final; **WSF** - Western Hockey League semifinal.

Date	City	Series	Score	Scorer	Overtime	Series Winner
Mar. 26/19	Sea.	F	Mtl. 0	Sea. 0	no scorer	20:00
Mar. 29/19	Sea.	F	Mtl. 4	Sea. 3	Jack McDonald	15:57
Mar. 20/22	Tor.	F	Tor. 2	Van. M. 1	Babe Dye	4:50 Tor.
Mar. 29/23	Van.	F	Ott. 2	Edm. E. 1	Cy Denneny	2:08 Ott.
Mar. 31/27	Mtl.	QF	Mtl. 1	Mtl. M. 0	Howie Morenz	12:05 Mtl.
Apr. 7/27	Bos.	F	Ott. 0	Bos. 0	no scorer	20:00 Ott.
Apr. 11/27	Ott.	F	Bos. 1	Ott. 1	no scorer	20:00 Ott.
Apr. 3/28	Mtl.	QF	Mtl. M. 1	Mtl. 0	Russell Oatman	8:20 Mtl. M.
Apr. 7/28	Mtl.	F	NYR 2	Mtl. M. 1	Frank Boucher	7:05 NYR
Mar. 21/29	NYR	QF	NYR 1	NYA 0	Butch Keeling	29:50 NYR
Mar. 26/29	Tor.	SF	NYR 2	Tor. 1	Frank Boucher	2:03 NYR
Mar. 20/30	Mtl.	SF	Bos. 2	Mtl. M. 1	Harry Oliver	45:35 Bos.
Mar. 25/30	Bos.	SF	Mtl. M. 1	Bos. 0	Archie Wilcox	26:27 Bos.
Mar. 26/30	Mtl.	QF	Chi. 2	Mtl. 2	Howie Morenz (Mtl.)	51:43 Mtl.
Mar. 28/30	Mtl.	SF	Mtl. 2	NYR 1	Gus Rivers	68:52 Mtl.
Mar. 24/31	Bos.	SF	Bos. 5	Mtl. 4	Cooney Weiland	18:56 Mtl.
Mar. 26/31	Chi.	QF	Chi. 2	Tor. 1	Stew Adams	19:20 Chi.
Mar. 28/31	Mtl.	SF	Mtl. 4	Bos. 3	Georges Mantha	5:10 Mtl.
Apr. 1/31	Mtl.	SF	Mtl. 3	Bos. 2	Wildor Larochelle	19:00 Mtl.
Apr. 5/31	Chi.	F	Chi. 2	Mtl. 1	Johnny Gottselig	24:50 Mtl.
Apr. 9/31	Mtl.	F	Chi. 3	Mtl. 2	Cy Wentworth	53:50 Mtl.
Mar. 26/32	Mtl.	SF	NYR 4	Mtl. 3	Fred Cook	59:32 NYR
Apr. 2/32	Tor.	SF	Tor. 3	Mtl. M. 2	Bob Gracie	17:59 Tor.
Mar. 25/33	Bos.	SF	Bos. 2	Tor. 1	Marty Barry	14:14 Tor.
Mar. 28/33	Bos.	SF	Tor. 1	Bos. 0	Busher Jackson	15:03 Tor.
Mar. 30/33	Tor.	SF	Bos. 2	Tor. 1	Eddie Shore	4:23 Tor.
Apr. 3/33	Tor.	SF	Tor. 1	Bos. 0	Ken Doraty	104:46 Tor.
Apr. 13/33	Tor.	F	NYR 1	Tor. 0	Bill Cook	7:33 NYR
Mar. 22/34	Tor.	SF	Det. 2	Tor. 1	Herbie Lewis	1:33 Det.
Mar. 25/34	Chi.	QF	Chi. 1	Mtl. 1	Mush March (Chi)	11:05 Chi.
Apr. 3/34	Det.	F	Chi. 2	Det. 1	Paul Thompson	21:10 Chi.
Apr. 10/34	Chi.	F	Chi. 1	Det. 0	Mush March	30:05 Chi.
Mar. 23/35	Bos.	SF	Bos. 1	Tor. 0	Dit Clapper	33:26 Tor.
Mar. 26/35	Chi.	QF	Mtl. M. 1	Chi. 0	Baldy Northcott	4:02 Mtl. M.
Mar. 30/35	Tor.	SF	Tor. 2	Bos. 1	Pep Kelly	1:36 Tor.
Apr. 4/35	Tor.	F	Mtl. M. 3	Tor. 2	Dave Trottier	5:28 Mtl. M.
Mar. 24/36	Mtl.	SF	Det. 1	Mtl. M. 0	Mud Bruneteau	116:30 Det.
Apr. 9/36	Tor.	F	Tor. 4	Det. 3	Buzz Boll	0:31 Det.
Mar. 25/37	NYR	QF	NYR 2	Tor. 1	Babe Pratt	13:05 NYR
Apr. 1/37	Mtl.	SF	Det. 2	Mtl. 1	Hec Kilrea	51:49 Det.
Mar. 22/38	NYR	QF	NYA 2	NYR 1	John Sorrell	21:25 NYA
Mar. 24/38	Tor.	SF	Tor. 1	Bos. 0	George Parsons	21:31 Tor.
Mar. 26/38	Mtl.	QF	Chi. 3	Mtl. 2	Paul Thompson	11:49 Chi.
Mar. 27/38	NYR	QF	NYA 3	NYR 2	Lorne Carr	60:40 NYA
Mar. 29/38	Bos.	SF	Tor. 3	Bos. 2	Gordie Drillon	10:04 Tor.
Mar. 31/38	Chi.	SF	Chi. 1	NYA 0	Cully Dahlstrom	33:01 Chi.
Mar. 21/39	NYR	SF	Bos. 2	NYR 1	Mel Hill	59:25 Bos.
Mar. 23/39	Bos.	SF	Bos. 3	NYR 2	Mel Hill	8:24 Bos.
Mar. 26/39	Det.	QF	Det. 1	Mtl. 0	Marty Barry	7:47 Det.
Mar. 30/39	Bos.	SF	NYR 2	Bos. 1	Clint Smith	17:19 Bos.
Apr. 1/39	Tor.	SF	Tor. 5	Det. 4	Gordie Drillon	5:42 Tor.
Apr. 2/39	Bos.	SF	Bos. 2	NYR 1	Mel Hill	48:00 Bos.
Apr. 9/39	Bos.	F	Tor. 3	Bos. 2	Doc Romnes	10:38 Bos.
Mar. 19/40	Det.	QF	Det. 2	NYA 1	Syd Howe	0:25 Det.
Mar. 19/40	Tor.	QF	Tor. 3	Chi. 2	Syl Apps	6:35 Tor.
Apr. 2/40	NYR	F	NYR 2	Tor. 1	Alf Pike	15:30 NYR
Apr. 11/40	Tor.	F	NYR 2	Tor. 1	Muzz Patrick	31:43 NYR
Apr. 13/40	Tor.	F	NYR 3	Tor. 2	Bryan Hextall	2:07 NYR
Mar. 20/41	Det.	QF	Det. 2	NYR 1	Syd Howe	12:01 Det.
Mar. 22/41	Mtl.	QF	Mtl. 4	Chi. 3	Charlie Sands	34:04 Chi.
Mar. 29/41	Bos.	SF	Tor. 2	Bos. 1	Pete Langelle	17:31 Bos.
Mar. 30/41	Chi.	SF	Det. 2	Chi. 1	Gus Giesebrecht	9:15 Det.
Mar. 22/42	Chi.	QF	Bos. 2	Chi. 1	Des Smith	6:51 Bos.
Mar. 21/43	Bos.	SF	Bos. 5	Mtl. 4	Don Gallinger	12:30 Bos.
Mar. 23/43	Det.	SF	Tor. 3	Det. 2	Jack McLean	70:18 Det.
Mar. 25/43	Mtl.	SF	Bos. 3	Mtl. 2	Busher Jackson	3:20 Bos.
Mar. 30/43	Tor.	SF	Det. 3	Tor. 2	Adam Brown	9:21 Det.
Mar. 30/43	Bos.	SF	Bos. 5	Mtl. 4	Ab DeMarco	3:41 Bos.
Apr. 13/44	Mtl.	F	Mtl. 5	Chi. 4	Toe Blake	9:12 Mtl.
Mar. 27/45	Tor.	SF	Tor. 4	Mtl. 3	Gus Bodnar	12:36 Tor.
Mar. 29/45	Det.	SF	Det. 3	Bos. 2	Mud Bruneteau	17:12 Det.
Apr. 21/45	Tor.	F	Det. 1	Tor. 0	Eddie Bruneteau	14:16 Tor.
Mar. 28/46	Bos.	SF	Bos. 4	Det. 3	Don Gallinger	9:51 Bos.
Mar. 30/46	Mtl.	F	Mtl. 4	Bos. 3	Maurice Richard	9:08 Mtl.
Apr. 2/46	Mtl.	F	Mtl. 3	Bos. 2	Jimmy Peters	16:55 Mtl.
Apr. 7/46	Bos.	F	Bos. 3	Mtl. 2	Terry Reardon	15:13 Mtl.
Mar. 26/47	Tor.	SF	Tor. 3	Det. 2	Howie Meeker	3:05 Tor.
Mar. 27/47	Mtl.	SF	Mtl. 2	Bos. 1	Ken Mosdell	5:38 Mtl.
Apr. 3/47	Mtl.	SF	Mtl. 4	Bos. 3	John Quilty	36:40 Mtl.
Apr. 15/47	Tor.	F	Tor. 2	Mtl. 1	Syl Apps	16:36 Tor.
Mar. 24/48	Tor.	SF	Tor. 5	Bos. 4	Nick Metz	17:03 Tor.

Date	City	Series	Score	Scorer	Overtime	Series Winner	
Mar. 22/49	Det.	SF	Det. 2	Mtl. 1	Max McNab	44:52	Det.
Mar. 24/49	Det.	SF	Mtl. 4	Det. 3	Gerry Plamondon	2:59	Det.
Mar. 26/49	Tor.	SF	Bos. 5	Tor. 4	Woody Dumart	16:14	Tor.
Apr. 8/49	Det.	F	Tor. 3	Det. 2	Joe Klukay	17:31	Tor.
Apr. 4/50	Tor.	SF	Det. 2	Tor. 1	Leo Reise Jr.	20:38	Det.
Apr. 4/50	Mtl.	SF	Mtl. 3	NYR 2	Elmer Lach	15:19	NYR
Apr. 9/50	Det.	SF	Det. 1	Tor. 0	Leo Reise Jr.	8:39	Det.
Apr. 18/50	Det.	F	NYR 4	Det. 3	Don Raleigh	8:34	Det.
Apr. 20/50	Det.	F	NYR 2	Det. 1	Don Raleigh	1:38	Det.
Apr. 23/50	Det.	F	Det. 4	NYR 3	Pete Babando	28:31	Det.
Mar. 27/51	Det.	SF	Mtl. 3	Det. 2	Maurice Richard	61:09	Mtl.
Mar. 29/51	Det.	SF	Mtl. 1	Det. 0	Maurice Richard	42:20	Mtl.
Mar. 31/51	Tor.	SF	Bos. 1	Tor. 1	no scorer	20:00	Tor.
Apr. 11/51	Tor.	F	Tor. 3	Mtl. 2	Sid Smith	5:51	Tor.
Apr. 14/51	Tor.	F	Mtl. 3	Tor. 2	Maurice Richard	2:55	Tor.
Apr. 17/51	Mtl.	F	Tor. 2	Mtl. 1	Ted Kennedy	4:47	Tor.
Apr. 19/51	Mtl.	F	Tor. 3	Mtl. 2	Harry Watson	5:15	Tor.
Apr. 21/51	Tor.	F	Tor. 3	Mtl. 2	Bill Barilko	2:53	Tor.
Apr. 6/52	Bos.	SF	Mtl. 3	Bos. 2	Paul Masnick	27:49	Mtl.
Mar. 29/53	Bos.	SF	Bos. 2	Det. 1	Jack McIntyre	12:29	Bos.
Mar. 29/53	Chi.	SF	Chi. 2	Mtl. 1	Al Dewsbury	5:18	Mtl.
Apr. 16/53	Mtl.	F	Mtl. 1	Bos. 0	Elmer Lach	1:22	Mtl.
Apr. 1/54	Det.	SF	Det. 4	Tor. 3	Ted Lindsay	21:01	Det.
Apr. 11/54	Det.	F	Mtl. 1	Det. 0	Ken Mosdell	5:45	Det.
Apr. 16/54	Det.	F	Det. 2	Mtl. 1	Tony Leswick	4:29	Det.
Mar. 29/55	Bos.	SF	Mtl. 4	Bos. 3	Don Marshall	3:05	Mtl.
Mar. 24/56	Tor.	SF	Det. 5	Tor. 4	Ted Lindsay	4:22	Det.
Mar. 28/57	NYR	SF	NYR 4	Mtl. 3	Andy Heberton	13:38	Mtl.
Apr. 4/57	Mtl.	SF	Mtl. 4	NYR 3	Maurice Richard	1:11	Mtl.
Mar. 27/58	NYR	SF	Bos. 4	NYR 3	Jerry Toppazzini	4:46	Bos.
Mar. 30/58	Det.	SF	Mtl. 2	Det. 1	André Pronovost	11:52	Mtl.
Apr. 17/58	Mtl.	F	Mtl. 3	Bos. 2	Maurice Richard	5:45	Mtl.
Mar. 28/59	Tor.	SF	Tor. 3	Bos. 2	Gerry Ehman	5:02	Tor.
Mar. 31/59	Tor.	SF	Tor. 3	Bos. 2	Frank Mahovlich	11:21	Tor.
Apr. 14/59	Tor.	F	Tor. 3	Mtl. 2	Dick Duff	10:06	Mtl.
Mar. 26/60	Mtl.	SF	Mtl. 4	Chi. 3	Doug Harvey	8:38	Mtl.
Mar. 27/60	Det.	SF	Tor. 5	Det. 4	Frank Mahovlich	43:00	Tor.
Mar. 29/60	Det.	SF	Det. 2	Tor. 1	Gerry Melnyk	1:54	Tor.
Mar. 22/61	Tor.	SF	Tor. 3	Det. 2	George Armstrong	24:51	Det.
Mar. 26/61	Chi.	SF	Chi. 2	Mtl. 1	Murray Balfour	52:12	Chi.
Apr. 5/62	Tor.	SF	Tor. 3	NYR 2	Red Kelly	24:23	Tor.
Apr. 2/64	Det.	SF	Chi. 3	Det. 2	Murray Balfour	8:21	Det.
Apr. 14/64	Tor.	F	Det. 4	Tor. 3	Larry Jeffrey	7:52	Tor.
Apr. 23/64	Det.	F	Tor. 4	Det. 3	Bob Baun	1:43	Tor.
Apr. 6/65	Tor.	SF	Tor. 3	Mtl. 2	Dave Keon	4:17	Mtl.
Apr. 13/65	Tor.	SF	Mtl. 4	Tor. 3	Claude Provost	16:33	Mtl.
May 5/66	Det.	F	Mtl. 3	Det. 2	Henri Richard	2:20	Mtl.
Apr. 13/67	NYR	SF	Mtl. 2	NYR 1	John Ferguson	6:28	Mtl.
Apr. 25/67	Tor.	F	Tor. 3	Mtl. 2	Bob Pulford	28:26	Tor.
Apr. 10/68	St.L.	QF	St.L. 3	Phi. 2	Larry Keenan	24:10	St.L.
Apr. 16/68	St.L.	QF	Phi. 2	St.L. 1	Don Blackburn	31:18	St.L.
Apr. 16/68	Min.	QF	Min. 4	L.A. 3	Milan Marcetta	9:11	Min.
Apr. 22/68	Min.	SF	Min. 3	St.L. 2	Parker MacDonald	3:41	St.L.
Apr. 27/68	St.L.	SF	St.L. 4	Min. 3	Gary Sabourin	1:32	St.L.
Apr. 28/68	Mtl.	SF	Mtl. 4	Chi. 3	Jacques Lemaire	2:14	Mtl.
Apr. 29/68	St.L.	SF	St.L. 3	Min. 2	Bill McCreary	17:27	St.L.
May 3/68	St.L.	SF	St.L. 2	Min. 1	Ron Schock	22:50	St.L.
May 5/68	St.L.	F	Mtl. 3	St.L. 2	Jacques Lemaire	1:41	Mtl.
May 9/68	Mtl.	F	Mtl. 4	St.L. 3	Bobby Rousseau	1:13	Mtl.
Apr. 2/69	Oak.	QF	L.A. 5	Oak. 4	Ted Irvine	0:19	L.A.
Apr. 10/69	Mtl.	SF	Mtl. 3	Bos. 2	Ralph Backstrom	0:42	Mtl.
Apr. 13/69	Mtl.	SF	Mtl. 4	Bos. 3	Mickey Redmond	4:55	Mtl.
Apr. 24/69	Bos.	SF	Mtl. 2	Bos. 1	Jean Béliveau	31:28	Mtl.
Apr. 12/70	Oak.	QF	Pit. 3	Oak. 2	Michel Briere	8:28	Pit.
May 10/70	Bos.	F	Bos. 4	St.L. 3	Bobby Orr	0:40	Bos.
Apr. 15/71	Tor.	QF	NYR 2	Tor. 1	Bob Nevin	9:07	NYR
Apr. 18/71	Chi.	SF	NYR 2	Chi. 1	Pete Stelmowski	1:37	Chi.
Apr. 27/71	Chi.	SF	Chi. 3	NYR 2	Bobby Hull	6:35	Chi.
Apr. 29/71	NYR	SF	NYR 3	Chi. 2	Pete Stelmowski	41:29	NYR
May 4/71	Chi.	F	Chi. 2	Mtl. 1	Jim Pappin	21:11	Mtl.
Apr. 6/72	Bos.	QF	Tor. 4	Bos. 3	Jim Harrison	2:58	Bos.
Apr. 6/72	Min.	QF	Min. 6	St.L. 5	Bill Goldsworthy	1:36	St.L.
Apr. 9/72	Pit.	QF	Chi. 6	Pit. 5	Pit Martin	0:12	Chi.
Apr. 16/72	Min.	QF	St.L. 2	Min. 1	Kevin O'Shea	10:07	St.L.
Apr. 1/73	Mtl.	QF	Buf. 3	Mtl. 2	René Robert	9:18	Mtl.
Apr. 10/73	Phi.	QF	Phi. 3	Min. 2	Gary Dornhoefer	8:35	Phi.
Apr. 14/73	Mtl.	SF	Phi. 5	Mtl. 4	Rick MacLeish	2:56	Mtl.
Apr. 17/73	Mtl.	SF	Mtl. 4	Phi. 3	Larry Robinson	6:45	Mtl.
Apr. 14/74	Tor.	QF	Bos. 4	Tor. 3	Ken Hodge	1:27	Bos.
Apr. 14/74	Atl.	QF	Phi. 4	Atl. 3	Dave Schultz	5:40	Phi.
Apr. 16/74	Mtl.	QF	NYR 3	Mtl. 2	Ron Harris	4:07	NYR
Apr. 23/74	Chi.	SF	Chi. 4	Bos. 3	Jim Pappin	3:48	Bos.
Apr. 28/74	NYR	SF	NYR 2	Phi. 1	Rod Gilbert	4:20	Phi.
May 9/74	Bos.	F	Phi. 3	Bos. 2	Bobby Clarke	12:01	Phi.
Apr. 8/75	L.A.	PRE	L.A. 3	Tor. 2	Mike Murphy	8:53	Tor.
Apr. 10/75	Tor.	PRE	Tor. 3	L.A. 2	Blaine Stoughton	10:19	Tor.
Apr. 10/75	Chi.	PRE	Chi. 4	Bos. 3	Ivan Boldirev	7:33	Chi.
Apr. 11/75	NYR	PRE	NYI 4	NYR 3	J.P. Parise	0:11	NYI
Apr. 17/75	Chi.	QF	Chi. 5	Buf. 4	Stan Mikita	2:31	Buf.
Apr. 19/75	Tor.	QF	Phi. 4	Tor. 3	André Dupont	1:45	Phi.
Apr. 22/75	Mtl.	QF	Mtl. 5	Van. 4	Guy Lafleur	17:06	Mtl.
Apr. 27/75	Buf.	SF	Buf. 6	Mtl. 5	Danny Gare	4:42	Buf.
May 1/75	Phi.	SF	Phi. 5	NYI 4	Bobby Clarke	2:56	Phi.
May 6/75	Buf.	SF	Buf. 5	Mtl. 4	René Robert	5:56	Buf.
May 7/75	NYI	SF	NYI 4	Phi. 3	Jude Drouin	1:53	Phi.
May 20/75	Buf.	F	Buf. 5	Phi. 4	René Robert	18:29	Phi.
Apr. 8/76	Buf.	PRE	Buf. 3	St.L. 2	Danny Gare	11:43	Buf.

Overtime Games since 1918 — *continued*

Date	City	Series	Score	Scorer	Overtime	Series Winner	Date	City	Series	Score	Scorer	Overtime	Series Winner		
Apr. 9/76	Buf.	PRE	Buf. 2	St.L. 1	Don Luce	14:27	Buf.	Apr. 25/85	Min.	DF	Chi. 7	Min. 6	Darryl Sutter	21:57	Chi.
Apr. 13/76	Bos.	QF	L.A. 3	Bos. 2	Butch Goring	0:27	Bos.	Apr. 28/85	Chi.	DF	Min. 5	Chi. 4	Dennis Maruk	1:14	Chi.
Apr. 13/76	Buf.	QF	Buf. 3	NYI 2	Danny Gare	14:04	NYI	Apr. 30/85	Min.	DF	Chi. 6	Min. 5	Darryl Sutter	15:41	Chi.
Apr. 22/76	L.A.	QF	L.A. 4	Bos. 3	Butch Goring	18:28	Bos.	May 2/85	Mtl.	DF	Que. 3	Mtl. 2	Peter Stastny	2:22	Que.
Apr. 29/76	Phi.	SF	Phi. 2	Bos. 1	Reggie Leach	13:38	Phi.	May 5/85	Que.	CF	Que. 2	Phi. 1	Peter Stastny	6:20	Phi.
Apr. 15/77	Tor.	QF	Phi. 4	Tor. 3	Rick MacLeish	2:55	Phi.	Apr. 9/86	Que.	DSF	Hfd. 3	Que. 2	Sylvain Turgeon	2:36	Hfd.
Apr. 17/77	Tor.	QF	Phi. 6	Tor. 5	Reggie Leach	19:10	Phi.	Apr. 12/86	Wpg.	DSF	Cgy. 4	Wpg. 3	Lanny McDonald	8:25	Cgy.
Apr. 24/77	Phi.	SF	Bos. 4	Phi. 3	Rick Middleton	2:57	Bos.	Apr. 17/86	Wsh.	DF	NYR 4	Wsh. 3	Brian MacLellan	1:16	NYR
Apr. 26/77	Phi.	SF	Bos. 5	Phi. 4	Terry O'Reilly	30:07	Bos.	Apr. 20/86	Edm.	DF	Edm. 6	Cgy. 5	Glenn Anderson	1:04	Cgy.
May 3/77	Mtl.	SF	NYI 4	Mtl. 3	Billy Harris	3:58	Mtl.	Apr. 23/86	Hfd.	DF	Hfd. 2	Mtl. 1	Kevin Dineen	1:07	Mtl.
May 14/77	Bos.	F	Mtl. 2	Bos. 1	Jacques Lemaire	4:32	Mtl.	Apr. 23/86	NYR	DF	NYR 6	Wsh. 5	Bob Brooke	2:40	NYR
Apr. 11/78	Phi.	PRE	Phi. 3	Col. 2	Mel Bridgman	0:23	Phi.	Apr. 26/86	St.L.	DF	St.L. 4	Tor. 3	Mark Reeds	7:11	St.L.
Apr. 13/78	NYR	PRE	NYR 4	Buf. 3	Don Murdoch	1:37	Buf.	Apr. 29/86	Mtl.	DF	Mtl. 2	Hfd. 1	Claude Lemieux	5:55	Mtl.
Apr. 19/78	Bos.	QF	Bos. 4	Chi. 3	Terry O'Reilly	1:50	Bos.	May 5/86	NYR	CF	Mtl. 4	NYR 3	Claude Lemieux	9:41	Mtl.
Apr. 19/78	NYI	QF	NYI 3	Tor. 2	Mike Bossy	2:50	Tor.	May 12/86	St.L.	CF	St.L. 6	Cgy. 5	Doug Wickenheiser	7:30	Cgy.
Apr. 21/78	Chi.	QF	Bos. 4	Chi. 3	Peter McNab	10:17	Bos.	May 18/86	Cgy.	F	Mtl. 3	Cgy. 2	Brian Skrudland	0:09	Mtl.
Apr. 25/78	NYI	QF	NYI 2	Tor. 1	Bob Nystrom	8:02	Tor.	Apr. 8/87	Hfd.	DSF	Hfd. 3	Que. 2	Paul MacDermid	2:20	Que.
Apr. 29/78	NYI	QF	Tor. 2	NYI 1	Lanny McDonald	4:13	Tor.	Apr. 9/87	Mtl.	DSF	Mtl. 4	Bos. 3	Mats Naslund	2:38	Mtl.
May 2/78	Bos.	SF	Bos. 3	Phi. 2	Rick Middleton	1:43	Bos.	Apr. 9/87	St.L.	DSF	Tor. 3	St.L. 2	Rick Lanz	10:17	Tor.
May 16/78	Mtl.	F	Mtl. 3	Bos. 2	Guy Lafleur	13:09	Mtl.	Apr. 11/87	Wpg.	DSF	Cgy. 3	Wpg. 2	Mike Bullard	3:53	Wpg.
May 21/78	Bos.	F	Bos. 4	Mtl. 3	Bobby Schmautz	6:22	Mtl.	Apr. 11/87	Chi.	DSF	Det. 4	Chi. 3	Shawn Burr	4:51	Det.
Apr. 12/79	L.A.	PRE	NYR 2	L.A. 1	Phil Esposito	6:11	NYR	Apr. 16/87	Que.	DSF	Que. 5	Hfd. 4	Peter Stastny	6:05	Que.
Apr. 14/79	Buf.	PRE	Pit. 4	Buf. 3	George Ferguson	0:47	Pit.	Apr. 18/87	Wsh.	DSF	NYI 3	Wsh. 2	Pat LaFontaine	68:47	NYI
Apr. 16/79	Phi.	QF	Phi. 3	NYR 2	Ken Linseman	0:44	NYR	Apr. 21/87	Edm.	DF	Edm. 3	Wpg. 2	Glenn Anderson	0:36	Edm.
Apr. 18/79	NYI	QF	NYI 1	Chi. 0	Mike Bossy	2:31	NYI	Apr. 26/87	Que.	DF	Mtl. 3	Que. 2	Mats Naslund	5:30	Mtl.
Apr. 21/79	Tor.	QF	Mtl. 4	Tor. 3	Cam Connor	25:25	Mtl.	Apr. 27/87	Tor.	DF	Tor. 3	Det. 2	Mike Allison	9:31	Det.
Apr. 22/79	Tor.	QF	Mtl. 5	Tor. 4	Larry Robinson	4:14	Mtl.	May 4/87	Phi.	CF	Phi. 4	Mtl. 3	Ilkka Sinislaio	9:11	Phi.
Apr. 28/79	NYI	SF	NYI 4	NYR 3	Denis Potvin	8:02	NYR	May 20/87	Edm.	F	Edm. 3	Phi. 2	Jari Kurri	6:50	Edm.
May 3/79	NYR	SF	NYI 3	NYR 2	Bob Nystrom	3:40	NYR	Apr. 6/88	NYI	DSF	NYI 4	N.J. 3	Pat LaFontaine	6:11	N.J.
May 3/79	Bos.	SF	Bos. 4	Mtl. 3	Jean Ratelle	3:46	Mtl.	Apr. 10/88	Phi.	DSF	Phi. 5	Wsh. 4	Murray Craven	1:18	Wsh.
May 10/79	Mtl.	SF	Mtl. 5	Bos. 4	Yvon Lambert	9:33	Mtl.	Apr. 10/88	N.J.	DSF	NYI 5	N.J. 4	Brent Sutter	15:07	N.J.
May 19/79	NYR	F	Mtl. 4	NYR 3	Serge Savard	7:25	Mtl.	Apr. 10/88	Buf.	DSF	Buf. 6	Bos. 5	John Tucker	5:32	Bos.
Apr. 8/80	NYR	PRE	NYR 2	Atl. 1	Steve Vickers	0:33	NYR	Apr. 12/88	Det.	DSF	Tor. 6	Det. 5	Ed Olczyk	0:34	Det.
Apr. 8/80	Phi.	PRE	Phi. 4	Edm. 3	Bobby Clarke	8:06	Phi.	Apr. 16/88	Wsh.	DSF	Wsh. 5	Phi. 4	Dale Hunter	5:57	Wsh.
Apr. 8/80	Chi.	PRE	Chi. 3	St.L. 2	Doug Lecuyer	12:34	Chi.	Apr. 21/88	Cgy.	DF	Edm. 5	Cgy. 4	Wayne Gretzky	7:54	Edm.
Apr. 11/80	Hfd.	PRE	Mtl. 4	Hfd. 3	Yvon Lambert	0:29	Mtl.	May 4/88	Bos.	CF	N.J. 3	Bos. 2	Doug Brown	17:46	Bos.
Apr. 11/80	Tor.	PRE	Min. 4	Tor. 3	Al MacAdam	0:32	Min.	May 9/88	Det.	CF	Edm. 4	Det. 3	Jari Kurri	11:02	Edm.
Apr. 11/80	L.A.	PRE	NYI 4	L.A. 3	Ken Morrow	6:55	NYI	Apr. 5/89	St.L.	DSF	St.L. 4	Min. 3	Brett Hull	11:55	St.L.
Apr. 11/80	Edm.	PRE	Phi. 3	Edm. 2	Ken Linseman	23:56	Phi.	Apr. 5/89	Cgy.	DSF	Van. 4	Cgy. 3	Paul Reinhart	2:47	Cgy.
Apr. 16/80	Bos.	QF	NYI 2	Bos. 1	Clark Gillies	1:02	NYI	Apr. 6/89	St.L.	DSF	St.L. 4	Min. 3	Rick Meagher	5:30	St.L.
Apr. 17/80	Bos.	QF	NYI 5	Bos. 4	Bob Bourne	1:24	NYI	Apr. 6/89	Det.	DSF	Chi. 5	Det. 4	Duane Sutter	14:36	Chi.
Apr. 21/80	NYI	QF	Bos. 4	NYI 3	Terry O'Reilly	17:13	NYI	Apr. 8/89	Hfd.	DSF	Mtl. 5	Hfd. 4	Stephane Richer	5:01	Mtl.
May 1/80	Buf.	SF	NYI 2	Buf. 1	Bob Nystrom	21:20	NYI	Apr. 8/89	Phi.	DSF	Wsh. 4	Phi. 3	Kelly Miller	0:51	Phi.
May 13/80	Phi.	F	NYI 4	Phi. 3	Denis Potvin	4:07	NYI	Apr. 9/89	Hfd.	DSF	Mtl. 4	Hfd. 3	Russ Courtnall	15:12	Mtl.
May 24/80	NYI	F	NYI 5	Phi. 4	Bob Nystrom	7:11	NYI	Apr. 15/89	Cgy.	DSF	Cgy. 4	Van. 3	Joel Otto	19:21	Cgy.
Apr. 8/81	Buf.	PRE	Buf. 3	Van. 2	Alan Haworth	5:00	Buf.	Apr. 18/89	Cgy.	DF	Cgy. 4	L.A. 3	Doug Gilmour	7:47	Cgy.
Apr. 8/81	Bos.	PRE	Min. 5	Bos. 4	Steve Payne	3:34	Min.	Apr. 19/89	Mtl.	DF	Mtl. 3	Bos. 2	Bobby Smith	12:24	Mtl.
Apr. 11/81	Chi.	PRE	Cgy. 5	Chi. 4	Willi Plett	35:17	Cgy.	Apr. 20/89	St.L.	DF	St.L. 5	Chi. 4	Tony Hrkac	33:49	Chi.
Apr. 12/81	Que.	PRE	Que. 4	Phi. 3	Dale Hunter	0:37	Phi.	Apr. 21/89	Phi.	DF	Pit. 4	Phi. 3	Phil Bourque	12:08	Phi.
Apr. 14/81	St.L.	PRE	St.L. 4	Pit. 3	Mike Crombeen	25:16	St.L.	May 8/89	Chi.	CF	Cgy. 2	Chi. 1	Al MacInnis	15:05	Cgy.
Apr. 16/81	Buf.	QF	Min. 4	Buf. 3	Steve Payne	0:22	Min.	May 9/89	Mtl.	CF	Phi. 2	Mtl. 1	Dave Poulin	5:02	Mtl.
Apr. 20/81	Min.	QF	Buf. 5	Min. 4	Craig Ramsay	16:32	Min.	May 19/89	N.J.	F	Mtl. 4	Cgy. 3	Ryan Walter	38:08	Cgy.
Apr. 20/81	Edm.	QF	NYI 5	Edm. 4	Ken Morrow	5:41	NYI	Apr. 5/90	St.L.	DSF	Wsh. 5	N.J. 4	Dino Ciccarelli	5:34	Wsh.
Apr. 7/82	Min.	DSF	Chi. 3	Min. 2	Greg Fox	3:34	Chi.	Apr. 6/90	Edm.	DSF	Edm. 3	Wpg. 2	Mark Lamb	4:21	Edm.
Apr. 8/82	Edm.	DSF	Edm. 2	L.A. 2	Wayne Gretzky	6:20	L.A.	Apr. 8/90	Tor.	DSF	St.L. 6	Tor. 5	Sergio Momesso	6:04	Tor.
Apr. 8/82	Van.	DSF	Van. 3	Cgy. 1	Tiger Williams	14:20	Van.	Apr. 8/90	L.A.	DSF	L.A. 2	Cgy. 1	Tony Granato	8:37	L.A.
Apr. 10/82	Pit.	DSF	Pit. 2	NYI 1	Rick Kehoe	4:14	NYI	Apr. 9/90	Mtl.	DSF	Mtl. 2	Buf. 1	Brian Skrudland	12:35	Mtl.
Apr. 10/82	L.A.	DSF	L.A. 6	Edm. 5	Daryl Evans	2:35	L.A.	Apr. 9/90	NYI	DSF	NYI 4	NYR 3	Brent Sutter	20:59	NYI
Apr. 13/82	Mtl.	DSF	Que. 3	Mtl. 2	Dale Hunter	0:22	Que.	Apr. 10/90	Wpg.	DSF	Wpg. 4	Edm. 3	Dave Ellett	21:08	Edm.
Apr. 13/82	NYI	DSF	NYI 4	Pit. 3	John Tonelli	6:19	NYI	Apr. 14/90	L.A.	DSF	L.A. 4	Cgy. 3	Mike Krushelnyski	23:14	L.A.
Apr. 16/82	Van.	DF	L.A. 3	Van. 2	Steve Bozek	4:33	Van.	Apr. 15/90	Hfd.	DSF	Hfd. 3	Bos. 2	Kevin Dineen	12:30	Bos.
Apr. 18/82	Que.	DF	Que. 3	Bos. 2	Wilf Paiement	11:44	Que.	Apr. 21/90	Bos.	DF	Bos. 5	Mtl. 4	Garry Galley	3:42	Bos.
Apr. 18/82	NYR	DF	NYI 4	NYR 3	Bryan Trotter	3:00	NYI	Apr. 24/90	L.A.	DF	Edm. 6	L.A. 5	Joe Murphy	4:42	Edm.
Apr. 18/82	L.A.	DF	Van. 4	L.A. 3	Colin Campbell	1:23	Van.	Apr. 25/90	Wsh.	DF	Wsh. 4	NYR 3	Rod Langway	0:34	Wsh.
Apr. 21/82	St.L.	DF	St.L. 3	Chi. 2	Bernie Federko	3:28	Chi.	Apr. 27/90	NYR	DF	Wsh. 2	NYR 1	John Druce	6:48	Wsh.
Apr. 23/82	Que.	DF	Bos. 6	Que. 5	Peter McNab	10:54	Que.	May 15/90	Bos.	F	Edm. 3	Bos. 2	Petr Klima	55:13	Edm.
Apr. 27/82	Chi.	CF	Van. 2	Chi. 1	Jim Nill	28:58	Van.	Apr. 4/91	Chi.	DSF	Min. 4	Chi. 3	Brian Propp	4:14	Min.
May 1/82	Que.	CF	NYI 5	Que. 4	Wayne Merrick	16:52	NYI	Apr. 5/91	Pit.	DSF	Pit. 5	N.J. 4	Jaromir Jagr	8:52	Pit.
May 8/82	NYI	F	NYI 6	Van. 5	Mike Bossy	19:58	NYI	Apr. 6/91	L.A.	DSF	L.A. 3	Van. 2	Wayne Gretzky	11:08	L.A.
Apr. 5/83	Bos.	DSF	Bos. 4	Que. 3	Barry Pederson	1:46	Bos.	Apr. 8/91	Van.	DSF	Van. 2	L.A. 1	Cliff Ronning	3:12	L.A.
Apr. 6/83	Cgy.	DSF	Cgy. 4	Van. 3	Eddy Beers	12:27	Cgy.	Apr. 11/91	NYR	DSF	Wsh. 5	NYR 4	Dino Ciccarelli	6:44	Wsh.
Apr. 7/83	Min.	DSF	Min. 5	Tor. 4	Bobby Smith	5:03	Min.	Apr. 11/91	Mtl.	DSF	Mtl. 4	Buf. 3	Russ Courtnall	5:56	Mtl.
Apr. 10/83	Tor.	DSF	Min. 5	Tor. 4	Dino Ciccarelli	8:05	Min.	Apr. 14/91	Edm.	DSF	Cgy. 2	Edm. 1	Theoren Fleury	4:40	Edm.
Apr. 10/83	Van.	DSF	Cgy. 4	Van. 3	Greg Meredith	1:06	Cgy.	Apr. 16/91	Cgy.	DSF	Edm. 5	Cgy. 4	Esa Tikkanen	6:58	Edm.
Apr. 18/83	Min.	DF	Chi. 4	Min. 3	Rich Preston	10:34	Chi.	Apr. 18/91	L.A.	DF	L.A. 4	Edm. 3	Luc Robitaille	2:13	Edm.
Apr. 24/83	Bos.	DF	Bos. 3	Buf. 2	Brad Park	1:52	Bos.	Apr. 19/91	Bos.	DF	Mtl. 4	Bos. 3	Stephane Richer	0:27	Bos.
Apr. 5/84	Edm.	DSF	Edm. 5	Wpg. 4	Randy Gregg	0:21	Edm.	Apr. 19/91	Pit.	DF	Pit. 7	Wsh. 6	Kevin Stevens	8:10	Pit.
Apr. 7/84	Det.	DSF	St.L. 4	Det. 3	Mark Reeds	37:07	St.L.	Apr. 20/91	L.A.	DF	Edm. 4	L.A. 3	Petr Klima	24:48	Edm.
Apr. 8/84	Det.	DSF	St.L. 3	Det. 2	Jorgen Pettersson	2:42	St.L.	Apr. 22/91	Edm.	DF	Edm. 4	L.A. 3	Esa Tikkanen	20:48	Edm.
Apr. 10/84	NYI	DSF	NYI 3	NYR 2	Ken Morrow	8:56	NYI	Apr. 27/91	Mtl.	DF	Mtl. 3	Bos. 2	Shayne Corson	17:47	Bos.
Apr. 13/84	Min.	DF	St.L. 4	Min. 3	Doug Gilmour	16:16	Min.	Apr. 28/91	Edm.	DF	Edm. 4	L.A. 3	Craig MacTavish	16:57	Edm.
Apr. 13/84	Edm.	DF	Cgy. 6	Edm. 5	Carey Wilson	3:42	Edm.	May 3/91	Bos.	CF	Bos. 5	Pit. 4	Vladimir Ruzicka	8:14	Pit.
Apr. 13/84	NYI	DF	NYI 5	Wsh. 4	Anders Kallur	7:35	NYI	Apr. 21/92	Bos.	DSF	Bos. 3	Buf. 2	Adam Oates	11:14	Bos.
Apr. 16/84	Mtl.	DF	Que. 4	Mtl. 3	Bo Berglund	3:00	Mtl.	Apr. 22/92	Min.	DSF	Det. 5	Min. 4	Yves Racine	1:15	Det.
Apr. 20/84	Cgy.	DF	Cgy. 5	Edm. 4	Lanny McDonald	1:04	Edm.	Apr. 22/92	St.L.	DSF	St.L. 5	Chi. 4	Brett Hull	23:33	Chi.
Apr. 22/84	Min.	DF	Min. 4	St.L. 3	Steve Payne	6:00	Min.	Apr. 25/92	Buf.	DSF	Bos. 5	Buf. 4	Ted Donato	2:08	Buf.
Apr. 10/85	Phi.	DSF	Phi. 5	NYR 4	Mark Howe	8:01	Phi.	Apr. 28/92	Min.	DSF	Det. 1	Min. 0	Sergei Fedorov		

Overtime Games since 1918 — *continued*

Date	City	Series	Score	Scorer	Overtime	Series Winner	Date	City	Series	Score	Scorer	Overtime	Series Winner		
May 20/92	Edm.	CF	Chi. 4	Edm. 3	Jeremy Roenick	2:45	Chi.	May 2/97	Det.	CSF	Det. 2	Ana. 1	Martin Lapointe	0:59	Det.
Apr. 18/93	Bos.	DSF	Buf. 5	Bos. 4	Bob Sweeney	11:03	Buf.	May 4/97	Det.	CSF	Det. 3	Ana. 2	Vyacheslav Kozlov	41:31	Det.
Apr. 18/93	Que.	DSF	Que. 3	Mtl. 2	Scott Young	16:49	Mtl.	May 8/97	Ana.	CSF	Det. 3	Ana. 2	Brendan Shanahan	37:03	Det.
Apr. 20/93	Wsh.	DSF	NYI 5	Wsh. 4	Brian Mullen	34:50	NYI	May 9/97	Phi.	CSF	Buf. 5	Phi. 4	Ed Ronan	6:24	Phi.
Apr. 22/93	Mtl.	DSF	Mtl. 2	Que. 1	Vincent Damphousse	10:30	Mtl.	May 9/97	Edm.	CSF	Col. 3	Edm. 2	Claude Lemieux	8:35	Col.
Apr. 22/93	Buf.	DSF	Buf. 4	Bos. 3	Yuri Khmylev	1:05	Buf.	May 11/97	N.J.	CSF	NYR 2	N.J. 1	Adam Graves	14:08	NYR
Apr. 22/93	NYI	DSF	NYI 4	Wsh. 3	Ray Ferraro	4:46	NYI	Apr. 22/98	N.J.	COF	Ott. 2	N.J. 1	Bruce Gardiner	5:58	Ott.
Apr. 24/93	Buf.	DSF	Buf. 6	Bos. 5	Brad May	4:48	Buf.	Apr. 23/98	Pit.	COF	Mtl. 3	Pit. 2	Benoit Brunet	18:43	Mtl.
Apr. 24/93	NYI	DSF	NYI 4	Wsh. 3	Ray Ferraro	25:40	NYI	Apr. 24/98	Wsh.	COF	Bos. 4	Wsh. 3	Darren Van Impe	20:54	Wsh.
Apr. 25/93	St.L.	DSF	St.L. 4	Chi. 3	Craig Janney	10:43	St.L.	Apr. 26/98	Ott.	COF	Ott. 2	N.J. 1	Alexei Yashin	2:47	Ott.
Apr. 26/93	Que.	DSF	Mtl. 5	Que. 4	Kirk Muller	8:17	Mtl.	Apr. 26/98	Bos.	COF	Wsh. 3	Bos. 2	Joe Juneau	26:31	Wsh.
Apr. 27/93	Det.	DSF	Tor. 5	Det. 4	Mike Foligno	2:05	Tor.	Apr. 26/98	Edm.	COF	Col. 5	Edm. 4	Joe Sakic	15:25	Edm.
Apr. 27/93	Van.	DSF	Wpg. 4	Van. 3	Teemu Selanne	6:18	Van.	Apr. 28/98	S.J.	COF	S.J. 1	Dal. 0	Andrei Zyuzin	6:31	Dal.
Apr. 29/93	Wpg.	DSF	Wpg. 3	Van. 4	Greg Adams	4:30	Van.	May 1/98	Phi.	COF	Buf. 3	Phi. 2	Michal Grosek	5:40	Buf.
May 1/93	Det.	DSF	Tor. 4	Det. 3	Nikolai Borschevsky	2:35	Tor.	May 2/98	S.J.	COF	Dal. 3	S.J. 2	Mike Keane	3:43	Dal.
May 3/93	Tor.	DF	Tor. 2	St.L. 1	Doug Gilmour	23:16	Tor.	May 3/98	Bos.	COF	Wsh. 3	Bos. 2	Brian Bellows	15:24	Wsh.
May 4/93	Mtl.	DF	Mtl. 4	Buf. 3	Guy Carbonneau	2:50	Mtl.	May 3/98	Buf.	CSF	Buf. 3	Mtl. 2	Geoff Sanderson	2:37	Buf.
May 5/93	Tor.	DF	St.L. 2	Tor. 1	Jeff Brown	23:03	Tor.	May 11/98	Edm.	CSF	Dal. 1	Edm. 0	Benoit Hogue	13:07	Dal.
May 6/93	Buf.	DF	Mtl. 4	Buf. 3	Gilbert Dionne	8:28	Mtl.	May 12/98	Mtl.	CSF	Buf. 5	Mtl. 4	Michael Peca	21:24	Buf.
May 8/93	Buf.	DF	Mtl. 4	Buf. 3	Kirk Muller	11:37	Mtl.	May 12/98	St.L.	CSF	Det. 3	St.L. 2	Brendan Shanahan	31:12	Det.
May 11/93	Van.	DF	L.A. 4	Van. 3	Gary Shuchuk	26:31	L.A.	May 25/98	Wsh.	CF	Wsh. 3	Buf. 2	Todd Krygier	3:01	Wsh.
May 14/93	Pit.	DF	NYI 4	Pit. 3	Dave Volek	5:16	NYI	May 28/98	Buf.	CF	Wsh. 4	Buf. 3	Peter Bondra	9:37	Wsh.
May 18/93	Mtl.	CF	Mtl. 4	NYI 3	Stephan Lebeau	26:21	Mtl.	Jun. 3/98	Dal.	CF	Dal. 3	Det. 2	Jamie Langenbrunner	0:46	Det.
May 20/93	NYI	CF	Mtl. 2	NYI 1	Guy Carbonneau	12:34	Mtl.	Jun. 4/98	Buf.	CF	Wsh. 3	Buf. 2	Joe Juneau	6:24	Wsh.
May 25/93	Tor.	CF	Tor. 3	L.A. 2	Glenn Anderson	19:20	L.A.	Jun. 11/98	Det.	F	Det. 5	Wsh. 4	Kris Draper	15:24	Det.
May 27/93	L.A.	CF	L.A. 5	Tor. 4	Wayne Gretzky	1:41	L.A.	Apr. 23/99	Ott.	COF	Buf. 3	Ott. 2	Miroslav Satan	30:35	Buf.
Jun. 3/93	Mtl.	F	Mtl. 3	L.A. 2	Eric Desjardins	0:51	Mtl.	Apr. 24/99	Car.	COF	Car. 3	Bos. 2	Ray Sheppard	17:05	Bos.
Jun. 5/93	L.A.	F	Mtl. 4	L.A. 3	John LeClair	0:34	Mtl.	Apr. 24/99	Phx.	COF	Phx. 4	St.L. 3	Shane Doan	8:58	St.L.
Jun. 7/93	L.A.	F	Mtl. 3	L.A. 2	John LeClair	14:37	Mtl.	Apr. 26/99	S.J.	COF	Col. 2	S.J. 1	Milan Hejduk	7:53	Col.
Apr. 20/94	Tor.	COF	Tor. 1	Chi. 0	Todd Gill	2:15	Tor.	Apr. 27/99	Edm.	COF	Dal. 3	Edm. 2	Joe Nieuwendyk	57:34	Dal.
Apr. 22/94	St.L.	COF	Dal. 5	St.L. 4	Paul Cavallini	8:34	Dal.	Apr. 30/99	Tor.	COF	Tor. 2	Phi. 1	Yanic Perreault	11:51	Tor.
Apr. 24/94	Chi.	COF	Chi. 4	Tor. 3	Jeremy Roenick	1:23	Tor.	Apr. 30/99	Car.	COF	Bos. 4	Car. 3	Anson Carter	34:45	Bos.
Apr. 25/94	Bos.	COF	Mtl. 2	Bos. 1	Kirk Muller	17:18	Bos.	Apr. 30/99	Phx.	COF	St.L. 2	Phx. 1	Scott Young	5:43	St.L.
Apr. 26/94	Cgy.	COF	Van. 2	Cgy. 1	Geoff Courtnall	7:15	Van.	May 2/99	Pit.	COF	Pit. 3	N.J. 2	Jaromir Jagr	8:59	Pit.
Apr. 27/94	Buf.	COF	Buf. 1	N.J. 0	Dave Hannan	65:43	N.J.	May 3/99	S.J.	COF	Col. 3	S.J. 2	Milan Hejduk	13:12	Col.
Apr. 28/94	Van.	COF	Van. 3	Cgy. 2	Trevor Linden	16:43	Van.	May 4/99	Phx.	COF	St.L. 1	Phx. 0	Pierre Turgeon	17:59	St.L.
Apr. 30/94	Cgy.	COF	Van. 4	Cgy. 3	Pavel Bure	22:20	Van.	May 7/99	Col.	CSF	Det. 3	Col. 2	Kirk Maltby	4:18	Col.
May 3/94	N.J.	CSF	Bos. 6	N.J. 5	Don Sweeney	9:08	N.J.	May 8/99	Dal.	CSF	Dal. 5	St.L. 4	Joe Nieuwendyk	8:22	Dal.
May 7/94	Bos.	CSF	N.J. 5	Bos. 4	Stephane Richer	14:19	N.J.	May 10/99	St.L.	CSF	St.L. 3	Dal. 2	Pavol Demitra	2:43	Dal.
May 8/94	Van.	CSF	Van. 2	Dal. 1	Sergio Momesso	11:01	Van.	May 12/99	St.L.	CSF	St.L. 3	Dal. 2	Pierre Turgeon	5:52	Dal.
May 12/94	Tor.	CSF	Tor. 3	S.J. 2	Mike Gartner	8:53	Tor.	May 13/99	Pit.	CSF	Tor. 3	Pit. 2	Sergei Berezin	2:18	Tor.
May 15/94	NYR	CF	N.J. 4	NYR 3	Stephane Richer	35:23	NYR	May 17/99	Pit.	CSF	Tor. 4	Pit. 3	Garry Valk	1:57	Tor.
May 16/94	Tor.	CF	Tor. 3	Van. 2	Peter Zeliz	16:55	Van.	May 17/99	St.L.	CSF	Dal. 2	St.L. 1	Mike Modano	2:21	Dal.
May 19/94	N.J.	CF	NYR 3	N.J. 2	Stephane Matteau	26:13	NYR	May 28/99	Col.	CF	Col. 3	Dal. 2	Chris Drury	19:29	Dal.
May 24/94	Van.	CF	Van. 4	Tor. 3	Greg Adams	20:14	Van.	Jun. 8/99	Dal.	F	Buf. 3	Dal. 2	Jason Woolley	15:30	Dal.
May 27/94	NYR	CF	NYR 2	N.J. 1	Stephane Matteau	24:24	NYR	Jun. 19/99	Buf.	F	Dal. 2	Buf. 1	Brett Hull	54:51	Dal.
May 31/94	NYR	F	Van. 3	NYR 2	Greg Adams	19:26	NYR	Apr. 15/00	Pit.	COF	Pit. 2	Wsh. 1	Jaromir Jagr	5:49	Pit.
May 7/95	Phi.	COF	Phi. 4	Buf. 3	Karl Dykhuis	10:06	Phi.	Apr. 18/00	Buf.	COF	Buf. 3	Phi. 2	Stu Barnes	4:42	Phi.
May 9/95	Cgy.	COF	S.J. 5	Cgy. 4	Ulf Dahlen	12:21	S.J.	Apr. 22/00	Tor.	COF	Tor. 2	Ott. 1	Steve Thomas	14:47	Tor.
May 12/95	NYR	COF	NYR 3	Que. 2	Steve Larmer	8:09	NYR	May 2/00	Pit.	CSF	Phi. 4	Pit. 3	Andy Delmore	11:01	Phi.
May 12/95	N.J.	COF	N.J. 1	Bos. 0	Randy McKay	8:51	N.J.	May 3/00	Det.	CSF	Col. 3	Det. 2	Chris Drury	10:21	Col.
May 14/95	Pit.	COF	Pit. 6	Wsh. 5	Luc Robitaille	4:30	Pit.	May 4/00	Pit.	CSF	Phi. 2	Pit. 1	Keith Primeau	92:01	Phi.
May 15/95	St.L.	COF	Van. 6	St.L. 5	Cliff Ronning	1:48	Van.	May 23/00	Dal.	CF	Dal. 3	Col. 2	Joe Nieuwendyk	12:10	Dal.
May 17/95	Tor.	COF	Tor. 5	Chi. 4	Randy Wood	10:00	Chi.	Jun. 8/00	N.J.	F	Dal. 1	N.J. 0	Mike Modano	46:21	N.J.
May 19/95	Cgy.	COF	S.J. 5	Cgy. 4	Ray Whitney	21:54	S.J.	Jun. 10/00	Dal.	F	N.J. 2	Dal. 1	Jason Amott	28:20	N.J.
May 21/95	Phi.	CSF	Phi. 5	NYR 4	Eric Desjardins	7:03	Phi.	Apr. 11/01	Dal.	COF	Dal. 2	Edm. 1	Jamie Langenbrunner	2:08	Dal.
May 21/95	Chi.	CSF	Chi. 2	Van. 1	Joe Murphy	9:04	Chi.	Apr. 13/01	Ott.	COF	Tor. 1	Ott. 0	Mats Sundin	10:49	Tor.
May 22/95	Phi.	CSF	Phi. 4	NYR 3	Kevin Haller	0:25	Phi.	Apr. 14/01	Phi.	COF	Buf. 4	Phi. 3	Jay McKee	18:02	Buf.
May 25/95	Van.	CSF	Chi. 3	Van. 2	Chris Chelios	6:22	Chi.	Apr. 15/01	Edm.	COF	Dal. 3	Edm. 2	Benoit Hogue	19:48	Dal.
May 26/95	N.J.	CSF	N.J. 2	Pit. 1	Neal Broten	18:36	N.J.	Apr. 16/01	Tor.	COF	Tor. 3	Ott. 2	Cory Cross	2:16	Tor.
May 27/95	Van.	CSF	Chi. 4	Van. 3	Chris Chelios	5:35	Chi.	Apr. 16/01	Van.	COF	Col. 4	Van. 3	Peter Forsberg	2:50	Col.
Jun. 1/95	Det.	CF	Det. 2	Chi. 1	Nicklas Lidstrom	1:01	Det.	Apr. 17/01	Buf.	COF	Buf. 4	Phi. 3	Curtis Brown	6:13	Buf.
Jun. 6/95	Chi.	CF	Det. 4	Chi. 3	Vladimir Konstantinov	29:25	Det.	Apr. 17/01	Edm.	COF	Edm. 2	Dal. 1	Mike Comrie	17:19	Dal.
Jun. 7/95	N.J.	CF	Phi. 3	N.J. 2	Eric Lindros	4:19	N.J.	Apr. 18/01	Car.	COF	Car. 3	N.J. 2	Rod Brind'Amour	:46	N.J.
Jun. 11/95	Det.	CF	Det. 2	Chi. 1	Vyacheslav Kozlov	22:25	Det.	Apr. 18/01	Pit.	COF	Wsh. 4	Pit. 3	Jeff Halpern	4:01	Pit.
Apr. 16/96	NYR	COF	Mtl. 3	NYR 2	Vincent Damphousse	5:04	NYR	Apr. 18/01	L.A.	COF	L.A. 4	Det. 3	Eric Belanger	2:36	L.A.
Apr. 18/96	Tor.	COF	Tor. 5	St.L. 4	Mats Sundin	4:02	St.L.	Apr. 19/01	Dal.	COF	Dal. 4	Edm. 3	Kirk Muller	8:01	Dal.
Apr. 18/96	Phi.	COF	T.B. 2	Phi. 1	Brian Bellows	9:05	Phi.	Apr. 19/01	St.L.	COF	St.L. 3	S.J. 2	Bryce Salvador	9:54	St.L.
Apr. 21/96	St.L.	COF	St.L. 3	Tor. 2	Glenn Anderson	1:24	St.L.	Apr. 23/01	Pit.	COF	Pit. 4	Wsh. 3	Martin Straka	13:04	Pit.
Apr. 21/96	T.B.	COF	T.B. 5	Phi. 4	Alexander Selivanov	2:04	Phi.	Apr. 23/01	L.A.	COF	L.A. 3	Det. 2	Adam Deadmarsh	4:48	L.A.
Apr. 23/96	Cgy.	COF	Chi. 2	Cgy. 1	Joe Murphy	50:02	Chi.	Apr. 26/01	Col.	CSF	L.A. 4	Col. 3	Jaroslav Modry	14:23	Col.
Apr. 24/96	Wsh.	COF	Pit. 3	Wsh. 2	Petr Nedved	79:15	Pit.	Apr. 28/01	N.J.	CSF	N.J. 6	Tor. 5	Randy McKay	5:31	N.J.
Apr. 25/96	Col.	COF	Col. 5	Van. 4	Joe Sakic	0:51	Col.	May 1/01	Tor.	CSF	N.J. 3	Tor. 2	Brian Rafalski	7:00	N.J.
Apr. 25/96	Tor.	COF	Tor. 5	St.L. 4	Mike Gartner	7:31	St.L.	May 1/01	St.L.	CSF	St.L. 3	Dal. 2	Cory Stillman	29:26	St.L.
May 2/96	Col.	CSF	Chi. 3	Col. 2	Jeremy Roenick	6:29	Col.	May 5/01	Buf.	CSF	Buf. 3	Pit. 2	Stu Barnes	8:34	Pit.
May 6/96	Chi.	CSF	Chi. 4	Col. 3	Sergei Krivokrasov	0:46	Col.	May 6/01	L.A.	CSF	L.A. 1	Col. 0	Glen Murray	22:41	Col.
May 8/96	St.L.	CSF	St.L. 5	Det. 4	Igor Kravchuk	3:23	Det.	May 8/01	Pit.	CSF	Pit. 3	Buf. 2	Martin Straka	11:29	Pit.
May 8/96	Chi.	CSF	Col. 3	Chi. 2	Joe Sakic	44:33	Col.	May 10/01	Buf.	CSF	Buf. 3	Buf. 2	Darius Kasparaitis	13:01	Buf.
May 9/96	Fla.	CSF	Fla. 4	Phi. 3	Dave Lowry	4:06	Fla.	May 16/01	St.L.	CF	St.L. 4	Col. 3	Scott Young	30:27	Col.
May 12/96	Phi.	CSF	Fla. 2	Phi. 1	Mike Hough	28:05	Phi.	May 18/01	St.L.	CF	Col. 4	St.L. 3	Stephane Yelle	4:23	Col.
May 13/96	Chi.	CSF	Col. 4	Chi. 3	Sandis Ozolinsh	25:18	Col.	May 21/01	Col.	CF	Col. 2	St.L. 1	Joe Sakic	:24	Col.
May 16/96	Det.	CSF	Det. 1	St.L. 0	Steve Yzerman	21:15	Det.	Apr. 17/02	Phi.	COF	Phi. 1	Ott. 0	Ruslan Fedotenko	7:47	Ott.
May 19/96	Det.	CF	Col. 3	Det. 2	Mike Keane	17:31	Col.	Apr. 17/02	Det.	COF	Van. 4	Det. 3	Henrik Sedin	13:59	Det.
Jun. 10/96	Fla.	F	Col. 1	Fla. 0	Uwe Krupp	44:31	Col.	Apr. 19/02	Car.	COF	Car. 2	N.J. 1	Bates Battaglia	15:26	Car.
Apr. 20/97	Chi.	COF	Chi. 4	Col. 3	Sergei Krivokrasov	31:03	Col.	Apr. 24/02	Car.	COF	Car. 3	N.J. 2	Josef Vasicek	8:16	Car.
Apr. 20/97	Edm.	COF	Edm. 4	Dal. 3	Kelly Buchberger	9:15	Edm.	Apr. 25/02	Col.	COF	L.A. 1	Col. 0	Craig Johnson	2:19	Col.
Apr. 22/97	NYR	COF	NYR 4	Fla. 3	Esa Tikkanen	16:29									

Overtime Games since 1918 — *continued*

Date	City	Series	Score	Scorer	Overtime	Series Winner	Date	City	Series	Score	Scorer	Overtime	Series Winner
May 21/02	Tor.	CF	Car. 2	Tor. 1	Jeff O'Neill	6:01 Car.	Apr. 25/08	S.J.	CSF	Dal. 3	S.J. 2	Brenden Morrow	4:39 Dal.
May 22/02	Col.	CF	Det. 2	Col. 1	Fredrik Olausson	12:44 Det.	Apr. 29/08	Dal.	CSF	Dal. 2	S.J. 1	Mattias Norstrom	4:37 Dal.
May 27/02	Det.	CF	Col. 2	Det. 1	Peter Forsberg	6:24 Det.	May 2/08	S.J.	CSF	S.J. 3	Dal. 2	Joe Pavelski	1:05 Dal.
May 28/02	Tor.	CF	Car. 2	Tor. 1	Martin Gelin	8:05 Car.	May 4/08	Pit.	CSF	Pit. 3	NYR 2	Marian Hossa	7:10 Pit.
Jun. 4/02	Det.	F	Car. 3	Det. 2	Ron Francis	:58 Det.	May 4/08	Dal.	CSF	Dal. 2	S.J. 1	Brenden Morrow	69:03 Dal.
Jun. 8/02	Car.	F	Det. 3	Car. 2	Igor Larionov	54:47 Det.	June 2/08	Det.	F	Pit. 3	Det. 2	Petr Sykora	49:57 Det.
Apr. 10/03	Det.	CQF	Ana. 2	Det. 1	Paul Kariya	43:18 Ana.	Apr. 16/09	Chi.	CQF	Chi. 3	Cgy. 2	Martin Havlat	0:12 Chi.
Apr. 14/03	NYI	CQF	Ott. 3	NYI 2	Todd White	22:25 Ott.	Apr. 17/09	Nit.	CQF	Pit. 3	Phi. 2	Bill Guerin	18:29 Pit.
Apr. 14/03	Tor.	CQF	Tor. 4	Phi. 3	Tomas Kaberle	27:20 Phi.	Apr. 17/09	Pit.	CQF	Car. 2	N.J. 1	Tim Gleason	2:40 Car.
Apr. 15/03	Wsh.	CQF	T.B. 4	Wsh. 3	Vincent Lecavalier	2:29 T.B.	Apr. 19/09	Car.	CQF	N.J. 3	Car. 2	Travis Zajac	4:58 Car.
Apr. 16/03	Tor.	CQF	Phi. 3	Tor. 2	Mark Recchi	53:54 Phi.	Apr. 21/09	St.L.	CQF	Van. 3	St.L. 2	Alex Burrows	19:41 Van.
Apr. 16/03	Ana.	CQF	Ana. 3	Det. 2	Steve Rucchin	6:53 Ana.	Apr. 25/09	S.J.	CQF	S.J. 3	Ana. 2	Patrick Marleau	6:02 Ana.
Apr. 20/03	Wsh.	CQF	T.B. 2	Wsh. 1	Martin St. Louis	44:03 T.B.	May 3/09	Det.	CSF	Ana. 4	Det. 3	Todd Marchant	41:15 Det.
Apr. 21/03	Tor.	CQF	Tor. 2	Phi. 1	Travis Green	30:51 Phi.	May 6/09	Pit.	CSF	Pit. 3	Wsh. 2	Kris Letang	11:23 Pit.
Apr. 21/03	Min.	CQF	Min. 3	Col. 2	Richard Park	4:22 Min.	May 6/09	Car.	CSF	Car. 3	Bos. 2	Jussi Jokinen	2:48 Car.
Apr. 22/03	Col.	CQF	Min. 3	Col. 2	Andrew Brunette	3:25 Min.	May 7/09	Chi.	CSF	Chi. 2	Van. 1	Andrew Ladd	2:52 Chi.
Apr. 24/03	Dal.	CSF	Ana. 4	Dal. 3	Petr Sykora	80:48 Ana.	May 9/09	Wsh.	CSF	Pit. 4	Wsh. 3	Evgeni Malkin	3:28 Pit.
Apr. 25/03	Van.	CSF	Van. 4	Min. 3	Trent Klatt	3:42 Min.	May 11/09	Pit.	CSF	Wsh. 5	Pit. 4	David Steckel	6:22 Pit.
Apr. 26/03	N.J.	CSF	N.J. 3	T.B. 2	Jamie Langenbrunner	2:09 N.J.	May 14/09	Bos.	CSF	Car. 3	Bos. 2	Scott Walker	18:46 Car.
Apr. 26/03	Dal.	CSF	Ana. 3	Dal. 2	Mike Leclerc	1:44 Ana.	May 19/09	Det.	CF	Det. 3	Chi. 2	Mikael Samuelsson	5:14 Det.
Apr. 29/03	Phi.	CSF	Ott. 3	Phi. 2	Wade Redden	6:43 Ott.	May 22/09	Chi.	CF	Chi. 4	Det. 3	Patrick Sharp	1:52 Det.
May 2/03	Min.	CSF	Van. 3	Min. 2	Brent Sopel	15:52 Min.	May 27/09	Det.	CF	Det. 2	Chi. 1	Darren Helm	3:58 Det.
May 2/03	N.J.	CSF	N.J. 2	T.B. 1	Grant Marshall	51:12 N.J.	Apr. 15/10	Wsh.	CQF	Mtl. 3	Wsh. 2	Tomas Plekanec	13:19 Mtl.
May 10/03	Min.	CF	Ana. 1	Min. 0	Petr Sykora	28:06 Ana.	Apr. 15/10	Van.	CQF	Van. 3	L.A. 2	Mikael Samuelsson	8:52 Van.
May 10/03	Ott.	CF	Ott. 3	N.J. 2	Shaun Van Allen	3:08 N.J.	Apr. 16/10	S.J.	CQF	S.J. 6	Col. 5	Devin Setoguchi	5:22 S.J.
May 21/03	N.J.	CF	Ott. 2	N.J. 1	Chris Phillips	15:51 N.J.	Apr. 17/10	Wsh.	CQF	Wsh. 6	Mtl. 5	Nicklas Backstrom	0:31 Mtl.
May 31/03	Ana.	F	Ana. 3	N.J. 2	Ruslan Salei	6:59 N.J.	Apr. 17/10	Van.	CQF	L.A. 3	Van. 2	Anze Kopitar	7:28 Van.
Jun. 2/03	Ana.	F	Ana. 1	N.J. 0	Steve Thomas	0:39 N.J.	Apr. 18/10	Phi.	CQF	Phi. 3	N.J. 2	Daniel Carcillo	3:35 Phi.
Apr. 8/04	S.J.	CSF	S.J. 1	St.L. 0	Niko Dimitrakos	9:16 S.J.	Apr. 18/10	S.J.	CQF	Col. 1	S.J. 0	Ryan O'Reilly	0:51 S.J.
Apr. 9/04	Bos.	CQF	Bos. 2	Mtl. 1	Patrice Bergeron	1:26 Mtl.	Apr. 20/10	Col.	CQF	S.J. 2	Col. 1	Joe Pavelski	10:24 S.J.
Apr. 12/04	Dal.	CQF	Dal. 4	Col. 3	Steve Ott	2:11 Col.	Apr. 21/10	Bos.	CQF	Bos. 3	Buf. 2	Miroslav Satan	27:41 Bos.
Apr. 13/04	Mtl.	CQF	Bos. 4	Mtl. 3	Glen Murray	29:27 Mtl.	Apr. 22/10	Pit.	CQF	Ott. 4	Pit. 3	Matt Carkner	47:06 Pit.
Apr. 14/04	Dal.	CQF	Col. 3	Dal. 2	Marek Svatos	25:21 Col.	Apr. 24/10	Chi.	CQF	Chi. 5	Nsh. 4	Marian Hossa	4:07 Chi.
Apr. 16/04	T.B.	CQF	T.B. 3	NYI 2	Martin St. Louis	4:07 T.B.	Apr. 24/10	Ott.	CQF	Pit. 4	Ott. 3	Pascal Dupuis	9:56 Pit.
Apr. 17/04	Cgy.	CQF	Van. 5	Cgy. 4	Brendan Morrison	42:28 Cgy.	May 1/10	Bos.	CSF	Bos. 5	Phi. 4	Marc Savard	13:52 Phi.
Apr. 18/04	Ott.	CQF	Ott. 2	Tor. 1	Mike Fisher	21:47 Tor.	May 4/10	Det.	CSF	S.J. 4	Det. 3	Patrick Marleau	7:07 S.J.
Apr. 19/04	Van.	CQF	Cgy. 3	Van. 2	Martin Gelin	1:25 Cgy.	May 7/10	Pit.	CSF	Phi. 5	Bos. 4	Simon Gagne	14:40 Phi.
Apr. 22/04	Det.	CSF	Cgy. 2	Det. 1	Marcus Nilson	2:39 Cgy.	May 21/10	Chi.	CF	Chi. 3	S.J. 2	Dustin Byfuglien	12:24 Chi.
Apr. 27/04	Mtl.	CSF	T.B. 4	Mtl. 3	Brad Richards	1:05 T.B.	June 2/10	Phi.	F	Phi. 4	Chi. 3	Claude Giroux	5:59 Chi.
Apr. 28/04	Col.	CSF	Col. 1	S.J. 0	Joe Sakic	5:15 S.J.	June 9/10	Phi.	F	Chi. 4	Phi. 3	Patrick Kane	4:06 Chi.
May 1/04	S.J.	CSF	Col. 2	S.J. 1	Joe Sakic	1:54 S.J.	Apr. 13/11	Wsh.	CQF	Wsh. 2	NYR 1	Alexander Semin	18:24 Wsh.
May 3/04	Cgy.	CQF	Cgy. 1	Det. 0	Martin Gelin	19:13 Cgy.	Apr. 14/11	S.J.	CQF	S.J. 3	L.A. 2	Joe Pavelski	14:44 S.J.
May 4/04	Phi.	CSF	Phi. 3	Tor. 2	Jeremy Roenick	7:39 Phi.	Apr. 20/11	L.A.	CQF	S.J. 6	L.A. 5	Devin Setoguchi	3:09 S.J.
May 9/04	S.J.	CF	Cgy. 4	S.J. 3	Steve Montador	18:43 Cgy.	Apr. 20/11	NYR	CQF	Wsh. 4	NYR 3	Jason Chimera	32:36 Wsh.
May 20/04	Phi.	CF	Phi. 5	T.B. 4	Simon Gagne	18:18 T.B.	Apr. 20/11	T.B.	CQF	Pit. 3	T.B. 2	James Neal	23:38 T.B.
Jun. 3/04	T.B.	F	Cgy. 3	T.B. 2	Oleg Saprykin	14:40 T.B.	Apr. 21/11	Mtl.	CQF	Bos. 5	Mtl. 4	Michael Ryder	1:59 Bos.
Jun. 5/04	Cgy.	F	T.B. 3	Cgy. 2	Martin St. Louis	20:33 T.B.	Apr. 22/11	Phi.	CQF	Buf. 4	Phi. 3	Tyler Ennis	5:31 Phi.
Apr. 21/06	Det.	CQF	Det. 3	Edm. 2	Kirk Maltby	22:39 Edm.	Apr. 22/11	Ana.	CQF	Nsh. 4	Ana. 3	Jerred Smithson	1:57 Nsh.
Apr. 21/06	Cgy.	CQF	Cgy. 2	Ana. 1	Darren McCarty	9:45 Ana.	Apr. 23/11	Bos.	CQF	Bos. 2	Mtl. 1	Nathan Horton	29:03 Bos.
Apr. 22/06	Buf.	CQF	Buf. 3	Phi. 2	Danny Briere	27:31 Buf.	Apr. 24/11	Buf.	CQF	Phi. 5	Buf. 4	Ville Leino	4:43 Phi.
Apr. 24/06	Car.	CQF	Mtl. 6	Car. 5	Michael Ryder	22:32 Car.	Apr. 24/11	Chi.	CQF	Chi. 4	Van. 3	Ben Smith	15:30 Van.
Apr. 24/06	Dal.	CQF	Col. 5	Dal. 4	Joe Sakic	4:36 Col.	Apr. 25/11	L.A.	CQF	S.J. 4	L.A. 3	Joe Thornton	2:22 S.J.
Apr. 25/06	Edm.	CQF	Edm. 4	Det. 3	Jarret Stoll	28:44 Edm.	Apr. 26/11	Van.	CQF	Van. 2	Chi. 3	Alexandre Burrows	5:22 Van.
Apr. 26/06	Mtl.	CQF	Car. 2	Mtl. 1	Eric Staal	3:38 Car.	Apr. 27/11	Bos.	CQF	Bos. 4	Mtl. 3	Nathan Horton	5:43 Bos.
Apr. 26/06	Col.	CQF	Col. 4	Dal. 3	Alex Tanguay	1:09 Col.	Apr. 29/11	S.J.	CSF	S.J. 2	Det. 1	Benn Ferriero	7:03 S.J.
Apr. 27/06	Ana.	CQF	Ana. 3	Cgy. 2	Sean O'Donnell	1:36 Ana.	Apr. 30/11	Van.	CSF	Nsh. 2	Van. 1	Matt Halischuk	34:51 Van.
Apr. 30/06	Dal.	CQF	Col. 3	Dal. 2	Andrew Brunette	13:55 Col.	May 1/11	Wsh.	CSF	T.B. 3	Wsh. 2	Vincent Lecavalier	6:19 T.B.
May 2/06	Mtl.	CQF	Car. 2	Mtl. 1	Cory Stillman	1:19 Car.	May 2/11	Phi.	CSF	Bos. 3	Phi. 2	David Krejci	14:00 Bos.
May 5/06	Ott.	CSF	Buf. 7	Ott. 6	Chris Drury	0:18 Buf.	May 3/11	Nsh.	CSF	Van. 3	Nsh. 2	Ryan Kesler	10:49 Van.
May 8/06	Car.	CSF	Car. 3	N.J. 2	Niclas Wallin	3:09 Car.	May 4/11	Det.	CSF	S.J. 4	Det. 3	Dustin Setoguchi	9:21 S.J.
May 9/06	Col.	CSF	Ana. 4	Col. 3	Joffrey Lupul	16:30 Ana.	May 24/11	Van.	CF	Van. 3	S.J. 2	Kevin Bieksa	30:18 Van.
May 10/06	Buf.	CSF	Buf. 3	Ott. 2	J.P. Dumont	5:05 Buf.	June 4/11	Van.	F	Van. 3	Bos. 2	Alexandre Burrows	0:11 Bos.
May 10/06	Edm.	CSF	Edm. 3	S.J. 2	Shawn Horcoff	42:24 Edm.							
May 13/06	Ott.	CSF	Buf. 3	Ott. 2	Jason Pominville	2:26 Buf.							
May 28/06	Car.	CF	Car. 4	Buf. 3	Cory Stillman	8:46 Car.							
May 30/06	Buf.	CF	Buf. 2	Car. 1	Danny Briere	4:22 Car.							
June 14/06	Car.	F	Edm. 4	Car. 3	Fernando Pisani	3:31 Car.							
Apr. 11/07	Nsh.	CQF	S.J. 5	Nsh. 4	Patrick Rissmiller	28:14 S.J.							
Apr. 11/07	Van.	CQF	Van. 5	Dal. 4	Henrik Sedin	78:06 Van.							
Apr. 15/07	Dal.	CQF	Van. 2	Dal. 1	Taylor Pyatt	7:47 Van.							
Apr. 18/07	T.B.	CQF	N.J. 4	T.B. 3	Scott Gomez	12:54 N.J.							
Apr. 19/07	Van.	CQF	Dal. 1	Van. 0	Brenden Morrow	6:22 Van.							
Apr. 22/07	Cgy.	CQF	Det. 2	Cgy. 1	Johan Franzen	24:23 Det.							
Apr. 27/07	Ana.	CSF	Van. 2	Ana. 1	Jeff Cowan	27:49 Ana.							
Apr. 28/07	N.J.	CSF	N.J. 3	Ott. 2	Jamie Langenbrunner	21:55 Ott.							
Apr. 29/07	NYR	CSF	NYR 2	Buf. 1	Michal Rozsival	36:43 Buf.							
May 1/07	Van.	CSF	Ana. 3	Van. 2	Travis Moen	2:07 Ana.							
May 2/07	S.J.	CSF	Det. 3	S.J. 2	Mathieu Schnieder	16:04 Det.							
May 3/07	Ana.	CSF	Ana. 2	Van. 1	Scott Niedermayer	24:30 Ana.							
May 4/07	Buf.	CSF	Buf. 2	NYR 1	Maxim Afinogenov	4:39 Buf.							
May 12/07	Buf.	CF	Ott. 4	Buf. 3	Joe Corvo	24:58 Ott.							
May 13/07	Det.	CF	Ana. 4	Det. 3	Scott Niedermayer	14:17 Ana.							
May 19/07	Buf.	CF	Ott. 3	Buf. 2	Daniel Alfrdsson	9:32 Ott.							
May 20/07	Det.	CF	Ana. 2	Det. 1	Teemu Selanne	11:57 Ana.							
Apr. 9/08	Min.	CQF	Col. 3	Min. 2	Joe Sakic	11:11 Col.							
Apr. 11/08	Min.	CQF	Min. 3	Col. 2	Keith Carney	1:14 Col.							
Apr. 12/08	Mtl.	CQF	Mtl. 3	Bos. 2	Alex Kovalev	2:30 Mtl.							
Apr. 13/08	Mtl.	CQF	Bos. 2	Mtl. 1	Marc Savard	9:25 Mtl.							
Apr. 13/08	NYR	CQF	N.J. 4	NYR 3	John Madden	6:01 NYR							
Apr. 14/08	Col.	CQF	Min. 3	Col. 2	Pierre-Marc Bouchard	11:58 Col.							
Apr. 17/08	Phi.	CQF	Phi. 4	Wsh. 3	Mike Knuble	26:40 Phi.							
Apr. 18/08	Det.	CQF	Det. 2	Nsh. 1	Johan Franzen	1:48 Det.							
Apr. 22/08	Wsh.	CQF	Phi. 3	Wsh. 2	Joffrey Lupul	6:06 Phi.							
Apr. 24/08	Mtl.	CSF	Mtl. 4	Phi. 3	Tom Kostopoulos	0:48 Phi.							
Mar. 24/36	Mtl.	SF	Det. 1	Mtl. M. 0	Mud Bruneteau	116:30 Det.							
Apr. 3/33	Tor.	SF	Tor. 1	Bos. 0	Ken Doraty	104:46 Tor.							
May 4/00	Pit.	CSF	Phi. 2	Pit. 1	Keith Primeau	92:01 Phi.							
Apr. 24/03	Dal.	CSF	Ana. 4	Dal. 3	Petr Sykora	80:48 Ana.							
Apr. 24/96	Wsh.	CQF	Pit. 3	Wsh. 2	Petr Nedved	79:15 Pit.							
Apr. 11/07	Van.	CQF	Van. 5	Dal. 4	Henrik Sedin	78:06 Van.							
Mar. 23/43	Det.	SF	Tor. 3	Det. 2	Jack McLean	70:18 Det.							
May 4/08	Dal.	CSF	Dal. 2	S.J. 1	Brenden Morrow	69:03 Dal.							
Mar. 28/30	Mtl.	SF	Mtl. 2	NYR 1	Gus Rivers	68:52 Mtl.							
Apr. 18/87	Wsh.	DSF	NYI 3	Wsh. 2	Pat LaFontaine	68:47 NYI							

Ten Longest Overtime Games

Overtime Record of Current Teams

(Listed by number of OT games played)

Team	Overall				Home				Last OT Game	Road				Last OT Game
	GP	W	L	T	GP	W	L	T		GP	W	L	T	
Montreal	138	75	60	3	64	39	24	1	Apr. 21/11	74	36	36	2	Apr. 27/11
Boston	113	47	63	3	52	26	25	1	Apr. 27/11	61	21	38	2	Jun. 4/11
Toronto	106	54	51	1	68	36	31	1	May 4/04	38	18	20	0	Apr. 18/04
Detroit	91	39	52	0	55	20	35	0	May 4/11	36	19	17	0	Apr. 29/11
Chicago	73	37	34	2	36	22	13	1	Apr. 24/11	37	15	21	1	Apr. 26/11
Philadelphia	71	34	37	0	33	17	16	0	May 2/11	38	17	21	0	Apr. 24/11
NY Rangers	69	31	38	0	30	13	17	0	Apr. 20/11	39	18	21	0	Apr. 13/11
Dallas ¹	64	28	36	0	32	13	19	0	May 4/08	32	15	17	0	May 2/08
Colorado ²	59	33	26	0	23	10	13	0	Apr. 20/10	36	23	13	0	Apr. 16/10
Buffalo	59	32	27	0	33	20	13	0	Apr. 24/11	26	12	14	0	Apr. 22/11
St. Louis	51	27	24	0	27	20	7	0	Apr. 21/09	24	7	17	0	Apr. 8/04
Vancouver	51	26	25	0	24	11	13	0	Jun. 4/11	27	15	12	0	May 3/11
Edmonton	42	24	18	0	23	13	10	0	May 10/06	19	11	8	0	Jun. 14/06
Washington	41	18	23	0	19	8	11	0	May 1/11	22	10	12	0	Apr. 20/11
Calgary ³	41	17	24	0	19	6	13	0	Apr. 22/07	22	11	11	0	Apr. 16/09
NY Islanders	40	29	11	0	18	14	4	0	Apr. 14/03	22	15	7	0	Apr. 16/04
Los Angeles	40	18	22	0	21	11	10	0	Apr. 25/11	19	7	12	0	Apr. 14/11
New Jersey ⁴	40	14	26	0	16	6	10	0	Apr. 17/09	24	8	16	0	Apr. 18/10
Pittsburgh	38	22	16	0	24	13	11	0	Apr. 22/10	14	9	5	0	Apr. 20/11
Carolina ⁵	34	21	13	0	20	12	8	0	May 6/09	14	9	5	0	May 14/09
San Jose	32	15	17	0	15	7	8	0	Apr. 29/11	17	8	9	0	May 24/11
Ottawa	24	12	12	0	9	4	5	0	Apr. 24/10	15	8	7	0	Apr. 22/10
Anaheim	22	15	7	0	8	5	3	0	Apr. 22/11	14	10	4	0	May 3/09
Tampa Bay	14	8	6	0	5	2	3	0	Apr. 20/11	9	6	3	0	May 1/11
Phoenix ⁶	12	5	7	0	8	3	5	0	May 4/99	4	2	2	0	Apr. 27/93
Minnesota	8	4	4	0	5	2	3	0	Apr. 11/08	3	2	1	0	Apr. 14/08
Nashville	6	2	4	0	2	0	2	0	May 3/11	4	2	2	0	Apr. 30/11
Florida	5	2	3	0	3	1	2	0	Apr. 25/97	2	1	1	0	Apr. 22/97
Columbus	0	0	0	0	0	0	0	0	0	0	0	0
Winnipeg ⁷	0	0	0	0	0	0	0	0	0	0	0	0

¹ Totals include those of Minnesota North Stars 1967-93.
² Totals include those of Quebec 1979-95.
³ Totals include those of Atlanta Flames 1972-80.
⁴ Totals include those of Kansas City and Colorado Rockies 1974-82.
⁵ Totals include those of Hartford 1979-97.
⁶ Totals include those of Winnipeg 1979-96.
⁷ Totals include those of Atlanta Thrashers 1999-2011.



Nathan Horton scored two overtime goals in Boston’s first-round matchup with Montreal, including the series winner in game seven. He scored the series winner in regulation time in a 1-0 win over Tampa Bay in game seven of the Eastern Conference Final.



CHAPTER 13

This Date in Stanley Cup History

December

Dec. 27, 1897 • In the only Stanley Cup challenge of the season, the defending champion Montreal Victorias turned back the Ottawa Capitals 15-2 to retain their champion status.

Dec. 27, 1906 • Riley Hern, Pud Glass, Hod Stuart, Ernie Johnson and Jack Marshall of the Montreal Wanderers officially became the first professionals to compete for the Stanley Cup. Glass scored four goals as the defending champion Montreal club downed the challenging New Glasgow Cubs 10-3 in the first game of a two-game total-goals series.

Dec. 30, 1896 • Ernie McLea notched the first hat trick in Stanley Cup history as the Montreal Victorias regained possession of the coveted trophy with a 6-5 win versus the defending champion Winnipeg Victorias. Winnipeg had won the Cup earlier in the year, defeating Montreal 2-0 on February 14, 1896.

Dec. 30, 1904 • In the first game of a best-of-three challenge between the Winnipeg Rowing Club and the defending champion Ottawa Silver Seven, a red line was drawn between each set of goal posts to aid the referee in awarding goals. These lines became the first known "Goal Lines" in hockey history.

January

Jan. 16, 1905 • "One-Eyed" Frank McGee netted an all-time Stanley Cup record 14 goals in the Ottawa Silver Seven's 23-2 win over the Dawson City Nuggets, who had trekked over 4,000 miles by dogsled, boat and train to challenge for the Cup.

Jan. 31, 1901 • The Stanley Cup was won in overtime for the first time when Dan Bain of the Winnipeg Victorias scored four minutes into the extra session for a 2-1 victory over the Montreal Shamrocks. Winnipeg swept the best-of-three series.

February

Feb. 14, 1896 • Winnipeg Victorias goaltender Whitey Merritt, the first netminder to wear goalie pads in a Stanley Cup game, posted a 2-0 shutout to capture the Stanley Cup from the reigning champion Montreal Victorias. The game marked the first successful challenge in Stanley Cup history.

Feb. 25, 1904 • Ottawa Silver Seven sniper Frank McGee registered the first five-goal performance in Stanley Cup history in an 11-2 win over the challenging Toronto Marlboros.

March

Mar. 5, 1900 • Defending champion Montreal Shamrocks forward Art Farrell led his club to a 10-2 victory against the challenging Halifax Crescents with an unprecedented four-goal Stanley Cup performance.

Mar. 9, 1893 • Upon defeating the Montreal Crystals 2-1, the Montreal Amateur Athletic Association (MAAA) captured the 1893 Amateur Hockey Association (AHA) title and the first Stanley Cup championship.

Mar. 9, 1895 • In the first official challenge for the Stanley Cup, the defending champion Montreal

AAA team retained possession of the trophy with a 5-1 triumph over the Queen's University Golden Gaels.

Mar. 11, 1914 • The Toronto Blueshirts (later renamed the Maple Leafs) captured their first Stanley Cup title with a 6-0 home-ice shutout against the Montreal Canadiens in a playoff to determine the NHA champion. The game marked the first Stanley Cup contest ever played on an artificial ice surface.

Mar. 14, 1908 • Making his Stanley Cup debut, Newsy Lalonde scored twice, but still the Montreal Wanderers scored a 6-4 win over Lalonde's Toronto "Trolley Leaguers" for a successful defense of their championship title.

Mar. 16, 1911 • Ottawa Senators forward Marty Walsh scored 10 goals—second in Stanley Cup history only to Frank McGee's 14-goal total (January 16, 1905)—en route to a 13-4 win over the Port Arthur Seniors.

Mar. 18, 1892 • At a dinner of the Ottawa Amateur Athletic Association, Lord Kilcoursey, a player on the Ottawa Rebels hockey club, read the following message on behalf of Lord Stanley of Preston, the Governor-General of Canada: "It would be a good thing if there were a challenge cup which should be held from year to year by the champion hockey team in the Dominion (of Canada)....I am willing to give a cup which shall be held...by the winning team." That cup eventually became the Stanley Cup, which has been presented since 1893.

Mar. 21, 1921 • More than 11,000 fans jammed the Vancouver Arena for the first game of this best-of-five Stanley Cup series between the hometown Millionaires and the visiting Ottawa Senators. It marked the largest crowd ever to witness a hockey game anywhere in the world through this date. Vancouver downed Ottawa 2-1.

Mar. 22, 1894 • Forward Billy Barlow netted two goals as the Montreal AAA downed the Ottawa Capitals 3-1 in this one-game battle for the 1894 Stanley Cup.

Mar. 22, 1919 • Montreal center Newsy Lalonde became the first NHL player to score four goals in one Final game, spurring the Canadiens to a 4-2 win against the PCHA's Seattle Metropolitans. Only Babe Dye of the Toronto St. Patricks (March 28, 1922), Detroit's Ted Lindsay (April 5, 1955) and Montreal's Maurice "Rocket" Richard (April 6, 1957) have since matched Lalonde's four-goal feat.

Mar. 23, 1918 • Alf Skinner of the Toronto Arenas registered the first hat trick by an NHL player in a Stanley Cup Final game. The PCHA's Vancouver Millionaires downed Toronto 6-4 in Game Two of the 1918 Final, the first Stanley Cup series involving an NHL franchise.

Mar. 25, 1922 • Toronto goaltender John Ross Roach blanked the Vancouver Millionaires 6-0, recording the first Stanley Cup shutout victory by a goaltender in NHL play.

Mar. 26, 1917 • The Seattle Metropolitans of the Pacific Coast Hockey Association (PCHA) distinguished themselves as the first U.S. team to win the Stanley Cup. Seattle's Bernie Morris scored six times en route to a 9-1 triumph over the Montreal Canadiens to win the best-of-five series 3-1.

Mar. 26, 1919 • In the longest game to that point in Final history, the Montreal Canadiens and Seattle

Metropolitans (PCHA) played for 80 minutes (60 minutes of regulation time and 20 minutes of overtime) without scoring a goal. Georges Vezina and Harry Holmes dominated the first scoreless tie in Stanley Cup history with a display of superior goaltending.

Mar. 27, 1925 • Howie Morenz led the Montreal Canadiens to a 4-2 win over the PCHA's Victoria Cougars with the second three-goal output of his Stanley Cup Final career, setting an NHL record in the process. Maurice "Rocket" Richard later surpassed Morenz's mark with three hat tricks, including one four-goal and two three-goal performances.

Mar. 28, 1922 • Babe Dye scored four goals to lead the Toronto St. Patricks to a 5-1 win over the Vancouver Millionaires and a three games to one victory in their Stanley Cup series. Dye followed Newsy Lalonde (March 22, 1919) as the second player in NHL history to score four goals in a Stanley Cup game.

Mar. 28, 1929 • For the first time in history, two American teams—the Boston Bruins and New York Rangers—clashed in the Final. The Bruins' Dit Clapper and Dutch Gainer scored goals, and Tiny Thompson posted the third Stanley Cup shutout by an NHL rookie to give Boston a 2-0 win in Game One. The Bruins won 2-1 the following night to capture their first Stanley Cup title.

Mar. 29, 1919 • Montreal Canadiens forward Jack McDonald scored the first overtime goal by an NHL player in the Final, snapping a 3-3 tie at 15:57 of the overtime period. The game knotted the 1919 Final between Montreal and the Seattle Metropolitans at 2-2-1 after five outings. However, the series never resumed because players from both squads suffered the consequences of a raging flu epidemic. Montreal's Joe Hall, who had become ill during this fifth game, died on April 5, 1919, as a result of the sickness.

Mar. 29, 1929 • Harry Oliver scored a goal and an assist, and Bill Carson netted the game-winning tally as the Boston Bruins earned their first Stanley Cup title with a 2-1 win versus the New York Rangers. The victory completed a two-game sweep by Boston in the best-of-three Final.

Mar. 30, 1916 • In the fifth and final game for the 1916 Stanley Cup title, the Montreal Canadiens downed the PCHA's Portland Rosebuds 2-1 on goals by Skene Ronan and Goldie Prodgers, who netted the winning tally. The victory marked the first of Montreal's 24 championships, a record surpassed only by the New York Yankees (26) in professional sports history.

Mar. 30, 1918 • In the fifth and final game of the 1918 Final, Alf Skinner and Corb Denneny engineered a successful comeback with unanswered goals in a 2-1 win over the PCHA's Vancouver Millionaires. Denneny notched the game-winner as the Toronto Arenas became the first NHL team to capture Lord Stanley's Cup.

Mar. 30, 1925 • The Victoria Cougars of the Western Canada Hockey League downed the Montreal Canadiens 6-1 to become the last non-NHL team to capture the Stanley Cup. The win gave Victoria a 3-1 margin over Montreal in the best-of-five championship series.

Mar. 30, 1946 • In Game One, right winger Maurice "Rocket" Richard registered the first of his record three overtime goals in Final action, snapping a 3-3 tie at 9:08 of the extra period. The goal gave the

Montreal Canadiens the first of their four victories versus the Boston Bruins en route to the 1946 Stanley Cup.

April 1 – 10

April 1, 1920 • The Ottawa Senators downed the PCHA's Seattle Metropolitans 6-1 in the fifth and final game in their best-of-five Stanley Cup series. Games Four and Five of the series were played on artificial ice in Toronto because of mild weather in Ottawa. One year later, the Senators would become the first NHL team to win back-to-back Stanley Cup championships.

April 3, 1930 • The Canadiens downed the Bruins 4-3 to complete a two-game sweep of the 1930 Final. For the defending Stanley Cup champion Boston Bruins, who had posted the NHL's best regular-season record in 1929-30 with a 38-5-1 mark, the games marked their first back-to-back losses of the year.

April 4, 1921 • The Ottawa Senators defeated the Vancouver Millionaires 2-1 in the decisive fifth game of the 1921 Stanley Cup series. Jack Darragh scored both goals for the Senators, who became the first NHL team to capture back-to-back Stanley Cup titles.

April 4, 1944 • Montreal Canadiens right winger Maurice "Rocket" Richard made his Stanley Cup debut, tallying an assist on linemate Toe Blake's game-winning goal in a 5-1 victory against the Chicago Black Hawks in Game One of the 1944 Final. Richard continued to play a key role in Montreal's drive towards the title, scoring four more goals in the remaining three games of the Canadiens' four-game sweep against Chicago.

April 5, 1931 • Over 18,000 fans jammed Chicago Stadium for Game Two of the 1931 championship series, setting a new record for the largest attendance for one game in hockey history. Black Hawks left winger Johnny Gottselig thrilled the hometown fans with the game-winning goal in double overtime as Chicago downed the Montreal Canadiens 2-1. The Canadiens later won the Stanley Cup series three games to two.

April 5, 1955 • Detroit Red Wings left winger Ted Lindsay became the third player in NHL history to score four goals in one Stanley Cup game and tied a Final record with three goals in one period. Joining Newsy Lalonde (March 22, 1919) and Babe Dye (March 28, 1922) in achieving the four-goal feat, Lindsay scored the game-winning tally as Detroit downed Montreal 7-1.

April 6, 1926 • Goaltender Clint Benedict backstopped the Montreal Maroons to their first Stanley Cup title, blanking the Victoria Cougars 2-0 to win the best-of-five confrontation 3-1. The shutout was Benedict's third of the series, establishing a new Stanley Cup record for one year.

April 6, 1937 • When regular netminder Normie Smith left Game One of the Final with an elbow injury, the Detroit Red Wings placed minor leaguer Earl Robertson of the International League's Pittsburgh Hornets into the nets to finish the series. After a 5-1 loss to the New York Rangers in the opener, Robertson, who had never before played an NHL game, backstopped the Red Wings to three wins in their next four outings to capture the 1937 Stanley Cup.

April 6, 1944 • Rookie right winger Maurice "Rocket" Richard registered the first of his NHL record three Stanley Cup hat tricks as Montreal won Game Two 3-1 over Chicago. The victory was the second of four straight by the Canadiens versus the Black Hawks en route to the 1944 title.

April 6, 1945 • For the first time in Stanley Cup history, two rookie goaltenders—Toronto's Frank

McCool and Detroit's Harry Lumley—opposed each other in the Final. On the strength of Dave "Sweeney" Schriner's first-period goal, McCool and the Leafs blanked the Wings 1-0 to open the best-of-seven series. For McCool, it was the first of a record three straight Stanley Cup shutouts and four victories en route to winning the 1945 title.

April 6, 1954 • Dickie Moore and Maurice "Rocket" Richard of the Montreal Canadiens combined for the fastest three goals by an NHL team in Final history, scoring three times within 56 seconds. Moore scored at 15:03 of the first period, followed by Richard at 15:28 and 15:59. The Canadiens downed the Red Wings 3-1 in Detroit.

April 6, 1957 • Right winger Maurice "Rocket" Richard tied Newsy Lalonde, Babe Dye and Ted Lindsay for the NHL record with four goals in one Stanley Cup game, leading Montreal to a 5-1 triumph over the Boston Bruins in Game One of the 1957 Final. The four-goal effort also distinguished Richard as the only NHL player to record three hat tricks in a Stanley Cup career. Montreal went on to win the best-of-seven series four games to one.

April 6, 1961 • In their Stanley Cup debuts, Bobby Hull (2-0-2) and Stan Mikita (0-2-2) led the Chicago Black Hawks to a 3-2 win against the Detroit Red Wings in Game One of the 1961 Final. Hull netted the winning tally at 13:15 of the first period. Chicago went on to defeat Detroit four games to two in the best-of-seven series.

April 7, 1927 • The American Division champion Boston Bruins battled the Canadian Division champion Ottawa Senators to a 0-0 overtime tie in the first all-NHL Stanley Cup game. The best-of-five series, eventually won by Ottawa 2-0-2 over Boston, marked the dawn of the modern Stanley Cup era.

April 7, 1928 • After losing starting goaltender Lorne Chabot to an eye injury midway through Game Two, 44-year-old New York Rangers coach and former star player Lester Patrick took over between the pipes and inspired his club to a 2-1 overtime victory. After signing New York Americans rookie netminder Joe Miller the following day, the Rangers skated to two wins in their next three outings to win the best-of-five Final 3-2.

April 7, 1948 • 20-year-old right winger Gordie Howe of Detroit made his Stanley Cup debut in Game One of the 1948 Final but failed to register a point as the Toronto Maple Leafs downed the Red Wings 5-3. The Leafs later went on to sweep Detroit in four straight games to capture the best-of-seven series and the Stanley Cup. Howe did not score in the series.

April 7, 1960 • In Game One of the 1960 Final, Montreal right winger Maurice "Rocket" Richard extended his all-time record of Stanley Cup Final series appearances to 12, while Toronto's Bert Olmstead and Montreal's Doug Harvey, Bernie "Boom Boom" Geoffrion and Tom Johnson extended their records for consecutive Final appearances to 10. Montreal defeated Toronto 4-2.

April 7, 1982 • The Edmonton Oilers and Los Angeles Kings combined for 18 goals, setting an NHL record for the highest scoring playoff game. Los Angeles won the game 10-8 in Game One of their best-of-five Smythe Division Semifinal. Los Angeles won the series 3-2.

April 8, 1937 • Referee Clarence Campbell officiated his first Stanley Cup contest in Game Two of the 1937 Final, a 4-2 win for the Detroit Red Wings over the New York Rangers. Campbell, who became the third League President in NHL history in 1946, doled out three penalties during the affair.

April 8, 1943 • After blanking Boston 4-0 the previous night, Detroit goalie Johnny Mowers shut out the Bruins 2-0, completing a four-game sweep in the 1943 Final. Joe Carveth of the Red Wings registered the winning tally at 12:09 of the first period,

and teammate Carl Liscombe added an insurance marker to lock up the title.

April 8, 1971 • Trailing 5-1 late in the second period, of Game Two, the Montreal Canadiens scored six unanswered goals against the Bruins to win 7-5 in Boston Garden. This was Montreal's first win in the 1971 playoffs en route to the Stanley Cup.

April 8, 1982 • Mikko Leinonen of the New York Rangers became the first NHL player to record six assists in a playoff game, helping his club to a 7-3 win over Philadelphia in Game Two of their Patrick Division Semifinal. Leinonen's mark was equalled by Edmonton's Wayne Gretzky during the 1987 playoffs.

April 9, 1932 • The Toronto Maple Leafs defeated the New York Rangers 6-4 to complete a three-game sweep of the 1932 Final. The series marked the Stanley Cup debut of the Leafs' famed "Kid Line" of Harvey "Busher" Jackson, Charlie Conacher and Joe Primeau, who combined for eight goals in Toronto's three victories.

April 9, 1935 • After winning the first two games of the 1935 Final in Toronto, the Montreal Maroons completed a three-game sweep of the Maple Leafs, with a 4-1 win, in the best-of-five Stanley Cup series.

April 9, 1942 • Eddie Bush of the Detroit Red Wings established a new NHL record with five points (1-4-5) by a defenseman in one Stanley Cup Final game. Bush, who never scored another point in his NHL career, led Detroit to a 5-2 victory over the Toronto Maple Leafs.

April 9, 1946 • In Game Five of the 1946 Final, Montreal center Elmer Lach scored a goal and two assists in a 6-3 win against the Boston Bruins. The victory gave the Canadiens their second Stanley Cup title in three years.

April 9, 1987 • The Edmonton Oilers established an NHL record for most goals in a playoff game, recording a 13-3 win over Los Angeles in Game Two of their Smythe Division Semifinal. Edmonton went on to win the best-of-seven series 4-1.

April 10, 1934 • The Chicago Black Hawks earned their first Stanley Cup title with a 1-0 overtime victory versus the Detroit Red Wings in Game Four of the best-of-five championship. Harold "Mush" March potted the series-winner at 10:05 of the second overtime period.

April 10, 1949 • Toronto left winger Sid Smith set a new NHL record with three power-play goals in one Final game. Toronto defeated Detroit 3-1.

April 10, 1956 • Center Jean Beliveau notched a goal and two assists as the Montreal Canadiens took Game Five (3-1) and the 1956 Stanley Cup title from the Detroit Red Wings. The goal gave Beliveau seven versus Detroit, establishing a modern record for one Final series. New York Islanders right winger Mike Bossy (1982) and Edmonton Oilers center Wayne Gretzky (1985) have since tied Beliveau's Stanley Cup mark.

April 10, 1982 • The Los Angeles Kings scored five third-period goals and added the game-winner in overtime to defeat the Edmonton Oilers 6-5 in Game Three of the 1982 Smythe Division Semifinal in one of the greatest comebacks in NHL playoff history. Trailing 5-0 entering the third period, Los Angeles forward Steve Bozek scored the tying goal with just five seconds remaining and Daryl Evans capped the furious Kings rally by adding the overtime winner at 2:35. Los Angeles went on to win the best-of-five series 3-2.

April 11 – 20

April 11, 1936 • Detroit coach Jack Adams steered the Red Wings to their first Stanley Cup championship with a 3-2 victory over the Toronto Maple Leafs in Game Four of the best-of-five Stanley Cup confrontation. The Wings, who had entered the

NHL in 1926-27, became the last of the League's "Original Six" teams to win the Cup.

April 11, 1965 • Detroit Red Wings center Norm Ullman set NHL individual and team playoff records by scoring two goals just five seconds apart in Game Five of their Semifinal series against Chicago. Ullman scored at 17:35 and 17:40 of the second period in a 4-2 Detroit victory. Chicago won the best-of-seven series 4-3.

April 11, 1971 • Boston Bruins defenseman Bobby Orr became the first defenseman to score three goals in a playoff game during a 5-2 win over the Montreal Canadiens. Since then, nine other defensemen have equalled Orr's mark.

April 11, 1980 • Montreal's Yvon Lambert scored at 0:29 of overtime to give the Canadiens a 4-3 victory over Hartford and a sweep of the best-of-five Preliminary round series. The game marked the final NHL appearance of two Hall-of-Famers, as Hartford's Gordie Howe and Bobby Hull retired following the Whalers' elimination from the playoffs.

April 11, 1981 • The Boston Bruins set a new playoff record by scoring three shorthanded goals against the Minnesota North Stars in Game Three of their Preliminary round series. The three shorthanded goals were not enough as Minnesota won the game 6-3 and swept the best-of-five series.

April 11, 1989 • Philadelphia's Ron Hextall was the first goaltender to score a goal in the playoffs with an empty-net goal against the Washington Capitals. The Flyers won the game 8-5.

April 12, 1938 • The Chicago Black Hawks captured the 1938 Stanley Cup title with a 4-1 victory against the Toronto Maple Leafs in Game Four of the best-of-five Final. Eight American-born players—Carl Dahlstrom, Roger Jenkins, Virgil Johnson, Mike Karakas, Alex Levinsky, Doc Romnes, Louis Trudel and Carl Voss—skated for Chicago in the Final.

April 12, 1941 • For the first time since the NHL adopted the best-of-seven Final format in 1939, a team won the Stanley Cup in straight games. The Boston Bruins topped the Detroit Red Wings 3-1 to complete their four-game sweep of the 1941 series.

April 12, 1945 • Maple Leafs rookie netminder Frank McCool set a new record with his third consecutive Stanley Cup shutout, 1-0 against the Red Wings, as Toronto moved to within one game of sweeping Detroit in the Final. The Leafs later won the championship series in seven games.

April 12, 1960 • Right winger Maurice "Rocket" Richard scored his all-time record 34th and final Stanley Cup goal, helping the Montreal Canadiens to a 5-2 win over the Toronto Maple Leafs in Game Three of the 1960 Final. The Canadiens' victory was the third in a four-game sweep against the Leafs.

April 12, 1979 • The Toronto Maple Leafs set a playoff record for the fastest three goals by one team during a 7-4 victory over the Atlanta Flames in Game Two of their Preliminary round series. Darryl Sittler scored at 4:04 and 4:16 and Ron Ellis at 4:27 of the first period. Toronto went on to win the best-of-three series 2-0.

April 13, 1933 • Bill Cook snapped a scoreless tie at 7:33 of overtime to give the New York Rangers a 1-0 victory against the Toronto Maple Leafs. Rangers rookie goaltender Andy Aitkenhead posted the shutout as New York captured the best-of-five final in four games and won their second Stanley Cup.

April 13, 1940 • Frank Boucher, who played on New York's first two Stanley Cup championship teams in 1928 and 1933, coached the Rangers to a third title with a 3-2 overtime win in Game Six of the best-of-seven series vs. Toronto. Among Boucher's players on the team were brothers Lynn and "Muzz" Patrick, the third and fourth members of the legendary Patrick family (including their father Lester and uncle Frank) to have their names engraved on

the Cup. Bryan Hextall scored the winning goal.

April 13, 1944 • Montreal's famed Punch Line—left winger Toe Blake, center Elmer Lach and right winger Maurice "Rocket" Richard—powered the Canadiens to a 5-4 series-clinching comeback victory versus the Chicago Black Hawks in Game Four of the 1944 Final. After Chicago had taken a 4-1 lead through two periods, Lach scored at 10:02 of the third, followed by Richard's back-to-back tallies at 16:05 and 17:20 to tie the game at four goals apiece after regulation time. Blake then ended the game and the season with a blast past netminder Mike Karakas at 9:12 of overtime. The win gave the Canadiens their first Stanley Cup title since 1931.

April 13, 1952 • Right winger Gordie Howe registered his first two Stanley Cup goals and goaltender Terry Sawchuk posted a shutout to lead the Detroit Red Wings past the Montreal Canadiens 3-0 in Game Three of the 1952 Final. The win was Detroit's third straight en route to a four-game sweep of Montreal in the best-of-seven season finale.

April 13, 1985 • Philadelphia Flyers center Tim Kerr set a new playoff record by scoring four goals in one period, eclipsing the mark of three held by many players. Kerr scored the four goals in the second period of a 6-5 win over the New York Rangers. Three of Kerr's goals were scored on the powerplay, also setting a new record.

April 14, 1928 • In only their second season as an NHL franchise, the New York Rangers captured the 1928 Stanley Cup with a 2-1 triumph over the Montreal Maroons in the final game of the best-of-five title series. The Rangers became only the second American team in history to win the Stanley Cup, joining the 1917 champion Seattle Metropolitans of the Pacific Coast Hockey Association.

April 14, 1931 • Goaltender George Hainsworth blanked the Chicago Black Hawks 2-0 as the Montreal Canadiens became the second NHL team to win Stanley Cup championships in two consecutive seasons. The Ottawa Senators first accomplished the feat in 1920 and 1921.

April 14, 1942 • Brothers Don Metz (3-2-5) and Nick Metz (1-2-3) led the Toronto Maple Leafs to a record-tying 9-3 victory against the Detroit Red Wings in the 1942 Final. The Leafs' nine-goal outburst matched the Final scoring mark for an NHL team set by Detroit on April 7, 1936, in a 9-4 win against Toronto.

April 14, 1948 • The Toronto Maple Leafs repeated as Stanley Cup champions with a 7-2 win against the Detroit Red Wings, thus completing a four-game sweep of the 1948 Final. The game marked the end of a career for Toronto captain Syl Apps, who punctuated his stint in the NHL with a goal in this series-ending victory.

April 14, 1953 • Maurice "Rocket" Richard became the second NHL player to register two hat tricks in Final history, joining Howie Morenz in achieving the feat. Richard, who led Montreal to a 7-3 win against Boston, later added a four-goal performance to his record on April 6, 1957.

April 14, 1955 • Right winger Gordie Howe scored the winning goal in Game Seven of the 1955 Stanley Cup Final to lead the Detroit Red Wings past the Montreal Canadiens 3-1. The goal gave Howe a 5-7-12 scoring mark in the series, setting a new individual mark for Final competition.

April 14, 1960 • Goaltender Jacques Plante blanked the Toronto Maple Leafs 4-0 as the Montreal Canadiens captured their record-setting fifth straight Stanley Cup championship. The victory marked the end of a career for Maurice "Rocket" Richard, the NHL's all-time leader with 34 goals in the Stanley Cup Final.

April 15, 1937 • In Game Five of the 1937 Stanley Cup series, referee Mickey Ion awarded Rangers right winger Alex Shibicky the first penalty shot in

Final history. Red Wings rookie goaltender Earl Robertson stopped Shibicky's shot and posted his second straight shutout, 3-0 against New York, as Detroit became the first American team to repeat as Cup champions.

April 15, 1952 • In his fourth shutout in eight post-season games, Detroit Red Wings goalie Terry Sawchuk blanked the Montreal Canadiens 3-0 to complete a four-game sweep of the 1952 Final. The Wings, who had also swept the Toronto Maple Leafs in the Semifinal, distinguished themselves as the first NHL team to win every playoff game in one year.

April 16, 1939 • Goaltender Frank Brimsek, alias "Mr. Zero", allowed only one goal, his sixth in five Stanley Cup final games against Toronto, to lead the Boston Bruins past the Maple Leafs 3-1 to win the 1939 championship.

April 16, 1949 • The Toronto Maple Leafs swept the Detroit Red Wings to become the first NHL team to win three consecutive Stanley Cup titles (1947-49). The 3-1 series-ending victory also marked the Leafs' ninth straight win in Final action.

April 16, 1953 • Assisted by linemate Maurice "Rocket" Richard, Elmer Lach scored the only goal in Game Five at 1:22 of overtime, and goalie Gerry McNeil blanked the Boston Bruins for the second time in three outings as the Montreal Canadiens earned the 1953 Stanley Cup championship.

April 16, 1954 • Tony Leswick's Stanley Cup-winning tally was the second overtime goal ever scored in the seventh game of a Final series. Leswick, who notched the decisive goal at 4:29 of overtime in Detroit's 2-1 victory over the Montreal Canadiens in Game Seven, matched the feat first accomplished by former Red Wings left winger Pete Babando in 1950.

April 16, 1961 • The Chicago Black Hawks earned their first Stanley Cup championship since 1938 and their third title since joining the NHL in 1926-27. The Black Hawks downed Detroit 5-1 to take the best-of-seven Final four games to two.

April 16, 2001 • Raymond Bourque set an NHL record for most years in the playoffs (21) by appearing for the Colorado Avalanche in Game Three of their best-of-seven Western Conference quarter-final series against Vancouver. Bourque, who made his playoff debut in 1980 with Boston, passed the mark established by NHL great Gordie Howe.

April 17, 1977 • Don Kozak of the Los Angeles Kings scored the fastest goal from the start of an NHL playoff game, tallying just six seconds into his club's 7-4 win over the Boston Bruins in Game Four of their Quarter-final series.

April 17, 1997 • New Jersey Devils goaltender Martin Brodeur became just the second goaltender in NHL playoff history to score a goal, coming in a 5-2 win over the Montreal Canadiens in Game One of their Eastern Conference Quarter-final. Philadelphia's Ron Hextall was the first goaltender to score a goal in the playoffs, on April 11, 1989 versus the Washington Capitals.

April 18, 1942 • The Toronto Maple Leafs completed the greatest comeback in Stanley Cup history with their fourth straight victory after losing the first three games of the Final to the Detroit Red Wings. Leafs goaltender Turk Broda provided the heroics, allowing the Red Wings only seven goals in the last four games, including this 3-1 series-ending victory.

April 18, 1959 • Montreal Canadiens left winger Marcel Bonin scored the Stanley Cup-winning goal at 9:55 of the second period en route to a 5-3 win over the Toronto Maple Leafs in Game Six. This victory ended the series and gave Montreal the fourth of its record five straight Stanley Cup titles.

April 18, 1963 • In Game Five of the 1963 Final, Toronto Maple Leafs center Dave Keon scored two shorthanded goals against the Detroit Red Wings, setting a single-game playoff record. Keon's heroics

led Toronto to a 3-1 Cup-winning triumph over Detroit. It marked the second of three straight Stanley Cups for the Leafs.

April 18, 1987 • Pat LaFontaine scored the dramatic game-winning goal at 8:42 of the fourth overtime period in Game Seven of the Patrick Division Semifinal versus Washington.

April 18, 1994 • The San Jose Sharks defeated the Detroit Red Wings 5-4 at Joe Louis Arena in Detroit in Game One of their Western Conference Quarter-final series to become the first club since the 1975 New York Islanders to win the first Stanley Cup playoff game in franchise history. Since the Islanders defeated the New York Rangers 3-2 on April 8, 1975, seven clubs had lost their playoff debuts prior to San Jose's win.

April 18, 1994 • The New York Rangers posted their second consecutive 6-0 shutout to open the Stanley Cup playoffs against the New York Islanders. The Rangers became the first club to open the postseason with consecutive shutouts since the Buffalo Sabres defeated Montreal 1-0 and 3-0 in 1983.

April 19, 1947 • After assisting on defenseman Vic Lynn's goal at 5:39 of the second period to tie the game at one goal apiece, Toronto Maple Leafs center Ted "Teeder" Kennedy scored the Cup-winner at 14:39 of the third period to defeat the Montreal Canadiens 2-1 in Game Six. The series-ending victory earned Toronto its third Stanley Cup title in six seasons.

April 20, 1950 • New York center Don Raleigh set a Stanley Cup record with his second overtime goal in as many games as the Rangers downed the Detroit Red Wings 4-3 in Game Five of the 1950 Final. The win proved to be the Rangers' last of the series as Detroit went on to win the final two games and the Stanley Cup.

April 20, 1967 • In Game One of the 1967 Final, a 6-2 win for the Montreal Canadiens, defenseman Red Kelly skated in the 12th Stanley Cup series of his career, tying Maurice "Rocket" Richard for the all-time record. Montreal's Henri Richard and Jean Beliveau, both of whom played in this game, would later tie the mark as well.

April 20, 1993 • The Pittsburgh Penguins set an NHL playoff record with their 13th consecutive postseason win, a 7-0 decision over the New Jersey Devils in Game Two of their Patrick Division Semifinal. The Penguins passed the previous mark of 12, set by the Edmonton Oilers in the 1984 and 1985 playoff seasons. The Penguins extended their record to 14 games before dropping Game Four to the Devils, ending the streak.

April 20, 1997 • Chicago Blackhawks forward Sergei Krivokrasov scored at 11:03 of the second overtime period in a 4-3 win over the Colorado Avalanche in Game Three of their Western Conference Quarter-final at the United Center. The goal stopped Avalanche goaltender Patrick Roy's overtime shutout streak at 162 minutes and 56 seconds. (Now the second longest streak in NHL playoff history; see May 31, 2003)

April 20, 1997 • The Edmonton Oilers staged a game-tying, three-goal flurry in the last four minutes of the third period versus the Dallas Stars en route to a 4-3 overtime win in Game Three at Edmonton. It marked the first time since the NHL took exclusive control of the Stanley Cup in 1926-27 that a club had won a playoff game after trailing by three goals with less than five minutes to play. With Dallas leading 3-0 in the third period, Edmonton got goals from Doug Weight (16:00), Andrei Kovalenko (17:44) and Mike Grier (17:56) to tie the game, with Kelly Buchberger adding the game-winner at 9:15 of overtime. Edmonton took a 2-1 lead in the series.

April 21 – 30

April 21, 1951 • Toronto Maple Leafs defenseman Bill Barilko scored the Cup-winning goal at 2:53 of overtime to defeat the Montreal Canadiens 3-2 in Game Five of the 1951 Final. It was the only Stanley Cup series in which every game had ended in overtime. Toronto's Sid Smith, Ted Kennedy, Harry Watson, Barilko and Montreal's Maurice "Rocket" Richard each netted overtime winners during the five-game matchup. Barilko died in an off-season plane crash in the summer of 1951, though his remains would not be discovered until 1962.

April 22, 1945 • At 12:14 of the third period, Maple Leafs defenseman Walter "Babe" Pratt scored the Cup-winning goal to give Toronto a 2-1 victory over the Detroit Red Wings in Game Seven of the Final. Leafs rookie goaltender Frank McCool, who allowed only nine goals in seven starts, limited the Wings to one goal or less for the fifth time in the series.

April 22, 1962 • Toronto's Bob Nevin and Dick Duff notched third-period goals to defeat the Chicago Black Hawks 2-1 in Game Six of the 1962 Final. The win propelled the Maple Leafs to their first of three straight Stanley Cup championships.

April 22, 1976 • Toronto center Darryl Sittler equalled Maurice "Rocket" Richard's 32-year-old record for most goals in one playoff game by scoring five goals in the Maple Leafs' 8-5 Quarter-final series win over the Philadelphia Flyers. Philadelphia's Reggie Leach joined Richard and Sittler just days later, as Leach scored five of his playoff-record 19 goals on May 6, 1976, in a 6-3 win over the Boston Bruins.

April 22, 1988 • Patrik Sundstrom set an NHL record by recording eight points (3-5-8) in New Jersey's 10-4 win over Washington in Game Three of the Patrick Division Final.

April 23, 1950 • In the first Game Seven overtime in Final history, left winger Pete Babando, assisted by center George Gee at 8:31 of the second overtime period, gave the Detroit Red Wings a 4-3 win and the 1950 Stanley Cup title. Four years later, another Detroit left winger, Tony Leswick, repeated Babando's overtime feat in Game Seven of the 1954 Final. Since then, no player has scored the Cup-winning goal in overtime in the seventh and deciding game of the Final.

April 23, 1996 • The Tampa Bay Lightning established an all-time NHL playoff attendance record as 28,183 fans filled the ThunderDome for Game Four of Tampa Bay's Eastern Conference Quarter-final series with the Philadelphia Flyers. The Flyers won 4-1, tying the series at two wins apiece. They went on to win the series in six.

April 23, 1997 • Wayne Gretzky scored a natural hat trick in the second period to lead the New York Rangers to a 3-2 victory over the Florida Panthers at Madison Square Garden, opening up a 3-1 series lead. Gretzky scored three goals in a 6:23 span to give the Rangers a 3-1 lead. The hat trick was his ninth in the postseason, extending his playoff record.

April 24, 1994 • Chicago Blackhawks defenseman Gary Suter tallied three goals in a 4-3 overtime win over the Toronto Maple Leafs in Game Four of their Western Conference Quarter-final series. Suter became the eighth defenseman in Stanley Cup playoffs history to post a hat trick, joining Bobby Orr, Dick Redmond, Denis Potvin, Doug Halward, Paul Reinhart (twice), Al Iafraite and Eric Desjardins.

April 24, 1996 • Petr Nedved of the Penguins scored at the 19:15 mark of the fourth overtime period to give Pittsburgh a 3-2 win over Washington in the third-longest (now fifth longest) game in NHL history. Washington's Joe Juneau was stopped by Ken Wregget on the first penalty shot ever taken in overtime of an NHL playoff game.

April 24, 1999 • Colorado Avalanche goaltender Patrick Roy, the NHL's all-time leader for postseason victories, earned his 100th career playoff win as the Avalanche defeated San Jose 3-1 to take a 1-0 lead in their Conference Quarter-final series.

April 24, 2003 • After having upset the Detroit Red Wings in four straight games, the Mighty Ducks of Anaheim took the first game of their Western Conference Semifinal from the Dallas Stars with a 4-3 overtime victory. Petr Sykora scored the winning goal 48 seconds into the fifth overtime period. The 80:48 of overtime made it the fourth longest game in NHL history.

April 24, 2006 • Colorado Avalanche center Joe Sakic set an NHL playoff record by scoring his seventh career overtime goal in a 5-4 victory at Dallas in Game 2 of the Western Conference Quarterfinal. Sakic passed the legendary Maurice Richard, who notched six playoff overtime goals in his 18-year Hall of Fame career. Richard had held or shared the League record since March 29, 1951, when he scored his third career playoff OT goal to tie Boston's Mel Hill.

April 25, 1964 • Toronto goalie Johnny Bower blanked the Detroit Red Wings 4-0 to propel the Maple Leafs to their third straight Stanley Cup title.

April 26, 1975 • Goaltender Glenn Resch and the New York Islanders blanked the Pittsburgh Penguins 1-0 to win Game Seven and capture their 1975 Quarter-final series. The Islanders became just the second team in NHL history to win a best-of-seven series after losing the first three games, joining the 1942 Toronto Maple Leafs. The Islanders nearly repeated the feat in the Semifinal against Philadelphia. The Islanders again lost the first three games of the series only to bounce back and win the next three. Their bid for an unprecedented second straight 0-3 comeback was stopped as they lost Game Seven, 4-1.

April 27, 1994 • Buffalo Sabres center Dave Hannan scored at 5:43 of the fourth overtime period in a 1-0 home win over the New Jersey Devils in Game Six of their Eastern Conference Quarter-final series. This game was the sixth (now ninth) longest in NHL history, beginning at 7:39 p.m. and concluding at 1:51 a.m.—six hours and 12 minutes later. Sabres goaltender Dominik Hasek turned aside all 70 of the shots he faced, while New Jersey netminder Martin Brodeur made 49 saves on 50 shots.

April 27, 1998 • The St. Louis Blues tallied four power-play goals in a span of 3:07 during the third period of a 4-3 win over Los Angeles in Game Three of their Western Conference Quarter-final. The four fastest power-play goals by one team in NHL history were scored by Pascal Rheume (9:59), Brett Hull (11:03), Pierre Turgeon (11:59) and Terry Yake (13:06).

April 28, 1996 • A sold-out crowd at the Winnipeg Arena said good-bye to the Winnipeg Jets following a 4-1 loss to the Detroit Red Wings in Game Six of their Western Conference Quarter-final series. It marked the final game for the Jets before moving to Phoenix and becoming the Coyotes.

April 29, 1973 • Tony Esposito of the Chicago Black Hawks and Ken Dryden of the Montreal Canadiens, who had been Team Canada's goaltending duo in the 1972 Summit Series versus the Soviet Union, faced each other on opposite sides of the ice in Game One of the 1973 Final. Dryden and the Canadiens won the contest 8-3 and went on to win the series in six games. Montreal's Henri Richard tied brother Maurice and Red Kelly for the all-time record for Final appearances with the 12th of his career.

April 30, 1972 • The New York Rangers made their first appearance in a Stanley Cup Final series game since 1950, losing to the Boston Bruins 6-5 in the opening contest. The 1972 championship clash

between New York and Boston marked the first time in 43 years that the two had met in the Final. Boston won the best-of-seven series in six games.

May 1 – 10

May 1, 1965 • Montreal captain Jean Beliveau notched the winning goal and added one assist to lead the Canadiens past the Chicago Black Hawks in Game Seven of the 1965 Final. Beliveau, who posted a 5-5-10 scoring total in the seven-game Stanley Cup Final series, received a new NHL award, the Conn Smythe Trophy, as the most valuable player to his team in the playoffs.

May 1, 2004 • Colorado Avalanche captain Joe Sakic tallied his sixth career overtime goal, tying the playoff record set by the legendary Maurice "Rocket" Richard from 1944-1960, in a 2-1 victory over the San Jose Sharks in Game Five of the Western Conference Semifinal. Sakic's milestone tally came at 1:32 and was his second overtime goal in as many games, having notched the deciding goal at 5:15 in a 1-0 victory in Game Four.

May 2, 1967 • With the oldest lineup in Final history, the Toronto Maple Leafs defeated the Montreal Canadiens 3-1 in Game Six to win the 1967 Stanley Cup. The Leafs' roster included 42-year-old goalie Johnny Bower and 41-year-old defenseman Allan Stanley as well as seven others at least 30 years old. Toronto center Red Kelly played his 65th game in Final competition, setting a Stanley Cup record later tied by Montreal's Henri Richard.

May 4, 1969 • With a 2-1 win in Game Four of the 1969 Stanley Cup Final, the Montreal Canadiens swept the St. Louis Blues in the Final for the second straight season. The Conn Smythe Trophy was presented to Serge Savard, the first defenseman to receive the award.

May 4, 1972 • New York Rangers defenseman Brad Park registered two power-play goals in the first period of a 5-2 win against the Boston Bruins to tie a Stanley Cup Final record for one period. Park joined Sid Smith (April 10, 1949) of Toronto and Montreal's Maurice "Rocket" Richard (April 6, 1954) and Bernie "Boom Boom" Geoffrion (April 7, 1955) in accomplishing this power-play feat.

May 4, 1998 • Curtis Joseph of the Edmonton Oilers blanked the Colorado Avalanche 4-0 to become just the second goaltender in NHL playoff history to post back-to-back shutouts in Games Six and Seven of a playoff series. Joseph and the Oilers recorded a 2-0 win over the Avalanche in Game Six.

May 4, 2000 • The Philadelphia Flyers defeated the Pittsburgh Penguins 2-1 at Mellon Arena in Pittsburgh in Game Four of their Eastern Conference Semifinal series, ending the third-longest game in NHL history. Philadelphia forward Keith Primeau scored at 12:01 of the fifth overtime period (92:01 into overtime). The game's duration of six hours, 56 minutes set an NHL record.

May 5, 1966 • At 2:30 of overtime in Game Six, Montreal Canadiens center Henri Richard became the ninth player in NHL history to record a Stanley Cup-winning goal in sudden-death. Richard's overtime goal gave Montreal a 3-2 win versus the Detroit Red Wings. Detroit goaltender Roger Crozier, who amassed a 2.34 average and one shutout in 12 playoff games, earned the Conn Smythe Trophy as playoff MVP. Crozier was the first Conn Smythe winner from a losing team.

May 6, 1976 • Philadelphia winger Reggie Leach joined Maurice "Rocket" Richard and Darryl Sittler as he tied the record for most goals scored in a Stanley Cup playoff game by scoring five goals in the Flyers' 6-3 win over the Boston Bruins.

May 8, 1973 • The Chicago Black Hawks and Montreal Canadiens combined to set an NHL record with 15 goals in one Final game. Led by Stan

Mikita's two-goal, two-assist performance, the Black Hawks edged the Canadiens 8-7 in Game Five at the Montreal Forum. Montreal went on to win the series four games to two.

May 8, 1982 • The Vancouver Canucks became the first team since the 1922 Vancouver Millionaires of the Pacific Coast Hockey Association (PCHA) to represent that city in the Stanley Cup Final. The Canucks lost the opening game 6-5 in overtime to the New York Islanders, who went on to take the series in four straight games.

May 8, 1995 • New York Rangers center Mark Messier scored the 100th goal of his playoff career in an 8-3 win over the Quebec Nordiques in Game Two of their Eastern Conference Quarter-final. He became just the third player in NHL history to reach the milestone, joining former Oiler teammates Wayne Gretzky (110) and Jari Kurri (102).

May 8, 2003 • The Minnesota Wild became the first team in NHL history to bounce back from a three-games-to-one deficit twice in one playoff year when they defeated the Vancouver Canucks 4-2 in Game Seven of their Western Conference Semifinal. In beating the Colorado Avalanche in the first round and the Canucks in the second, the Wild had needed to win both games five and seven on the road.

May 9, 1999 • With Detroit's 4-0 win over Colorado in Game Two of their Conference Semifinal series, Red Wings head coach Scotty Bowman recorded his 200th career playoff victory.

May 9, 2006 • Anaheim right wing Joffrey Lupul became the first player in playoff history to record a four-goal game that included the overtime winner, scoring each Ducks goal in a 4-3 victory over Colorado in Game 3 of the Western Conference Semifinal.

May 10, 1970 • Bobby Orr, who had distinguished himself in 1969-70 as the first defenseman in NHL history to record 100 points (33-87-120) in a season, scored just 40 seconds into overtime to give the Boston Bruins a 4-3 win and a four-game sweep versus the St. Louis Blues in the 1970 Final. For Orr, the Conn Smythe Trophy winner, the goal was his first of the series.

May 10, 1973 • In Montreal's 6-4 series-ending victory in Game Six, Yvan Cournoyer (6-6-12) and Jacques Lemaire (5-7-12) tallied 1-2-3 and 0-2-2 scoring totals, respectively, to tie Gordie Howe's record of 12 points in one Final series. Meanwhile, Montreal's Henri Richard tied Red Kelly's all-time record for Stanley Cup games with the 65th of his career.

May 11 – 20

May 11, 1968 • The Montreal Canadiens swept the St. Louis Blues in straight games with a 3-2 win in Game Four of the 1968 Final. For Montreal coach Toe Blake, it was his 11th Stanley Cup title, setting an all-time record for one individual. Blake, who had won three championships as a player and eight as a coach, retired following the series. Canadiens center Henri Richard later tied Blake's mark with his 11th Stanley Cup (all as a player) in 1973.

May 11, 1972 • For the second time in three seasons, defenseman Bobby Orr scored the Stanley Cup-winning goal as the Boston Bruins blanked the New York Rangers 3-0 in Game Six. The goal gave Orr, who won the Conn Smythe Trophy, a 5-19-24 scoring total in 15 playoff games.

May 11, 1995 • Detroit Red Wings right winger Dino Ciccarelli tallied three power-play goals in a 5-1 win over the Dallas Stars in Game Three of their Western Conference Quarter-final to tie an NHL playoff record for most power-play goals in one game. Nine players, including Ciccarelli, had previously shared the record. Ciccarelli was the last play-

er to accomplish the feat, on April 29, 1993 versus Toronto, and became the first player in NHL history to post three power-play goals in a playoff game on separate occasions.

May 14, 1977 • Montreal Canadiens center Jacques Lemaire scored his third game-winning goal of the 1977 Final and his second career overtime tally in a Stanley Cup game, leading the Montreal Canadiens to a 2-1 series-clinching win against the Boston Bruins. Only Maurice "Rocket" Richard of the Canadiens (3) and Don Raleigh of the Rangers (2) have ever posted more than one career overtime goal in Final history.

May 14, 2010 • The Philadelphia Flyers became the third team in NHL history and the first since 1975 to win a best-of-seven series after dropping the first three games with a 4-3 win over the Boston Bruins in Game 7. The Flyers also overcame a 3-0 deficit in the deciding game with four unanswered goals, capped by Simon Gagne's game-winner at 12:52 of the third period.

May 15, 1990 • Edmonton's Petr Klima scored 15:13 into the third overtime period to lead the Oilers to a 3-2 triumph over the Boston Bruins in Game One of the 1990 Final at Boston Garden. The 55:13 overtime was the longest in Final history, 1:23 longer than the 53:50 of overtime played in Game Three of the 1931 Final between Chicago and Montreal.

May 15, 1995 • The Vancouver Canucks tallied two shorthanded goals in 17 seconds during the second period of their 6-5 win over the St. Louis Blues in Game Five of their Conference Quarter-final series to set an NHL playoff record for the fastest two shorthanded goals by one team. Christian Ruutu scored for Vancouver at 4:31 of the second period, followed by Geoff Courtnall at 4:48. The Canucks passed the old mark of 24 seconds set by the 1978 Montreal Canadiens versus Detroit on April 23, 1978.

May 16, 1971 • Center Jean Beliveau tallied two assists, the final two points of his NHL career, as the Montreal Canadiens downed the Chicago Black Hawks 4-3 in Game Six of the 1971 Final. Beliveau, the all-time scoring leader in Final history with a 30-31-61 total, helped his club win the Stanley Cup two days later in Game Seven.

May 16, 1976 • In Game Four of the 1976 Final, Philadelphia Flyers right winger Reggie Leach scored his 19th goal of the playoffs, extending his NHL record in that category. Although the Flyers lost the game 5-3 and the series 4-0 to the Montreal Canadiens, Leach won the Conn Smythe Trophy as the most valuable player to his team in the playoffs.

May 16, 1982 • Right winger Mike Bossy scored twice, including the series-winning goal, to lead the New York Islanders to their third straight Stanley Cup championship. The 3-1 victory gave New York a four-game sweep against the Vancouver Canucks.

May 16, 1996 • The Detroit Red Wings defeated the St. Louis Blues 1-0 in a classic seventh and deciding game of their Western Conference Semifinal series at Joe Louis Arena. Steve Yzerman notched the series-winning goal at 1:15 of the second overtime period as Detroit rallied from three straight losses after opening the series with a pair of wins.

May 17, 1981 • In Game Three of the 1981 Final, Minnesota North Stars right winger Dino Ciccarelli broke Don Maloney's one-year rookie playoff scoring record (20 points in 1979) with his 21st point, a goal against the New York Islanders. The Islanders won the game 7-5 and later took the series 4-1.

May 17, 1983 • The New York Islanders beat the Edmonton Oilers 4-2 to complete a four-game sweep of the 1983 Final. It was the Islanders' fourth straight Stanley Cup, one short of the NHL record for consecutive championships set by the Montreal Canadiens from 1956 to 1960.

May 17, 2008 • The Dallas Stars won their first play-

off game in Detroit since 1992, ending a 10-game losing streak with a 2-1 win over the Red Wings, in Game Five of the Western Conference Finals.

May 18, 1971 • The Montreal Canadiens, who had missed the playoffs in 1970, won the 1971 Stanley Cup with a 3-2 triumph over the Chicago Black Hawks in Game Seven. 23-year-old rookie goalie Ken Dryden took the Conn Smythe Trophy with a 12-8 record and a 3.00 average in the playoffs.

May 18, 1986 • Montreal center Brian Skrudland notched the fastest overtime goal in playoff history, scoring just nine seconds into overtime to give the Canadiens a 3-2 victory over the Calgary Flames in Game Two of the 1986 Final. The win was the first of four straight for Montreal en route to the team's 23rd Stanley Cup title.

May 18, 2008 • Pittsburgh goalie Marc-Andre Fleury recorded his third career playoff shutout as the Penguins reached the Stanley Cup Final for the first time in 16 years, after a 6-0 win over the visiting Philadelphia Flyers in Game Five of the Eastern Conference Finals.

May 19, 1974 • The Philadelphia Flyers, who had entered the NHL in 1967-68, became the first expansion team to win the Stanley Cup, downing the Boston Bruins 1-0 in Game Six of the 1974 Final. Left winger Rick MacLeish scored the game's only goal, while goaltender Bernie Parent, who won the Conn Smythe Trophy as playoff MVP, recorded the shutout.

May 19, 1984 • The Edmonton Oilers, one of four former WHA teams which joined the League in 1979-80, won their first Stanley Cup title. Oilers center Mark Messier, who registered an 8-18-26 scoring mark in 19 playoff games, won the Conn Smythe Trophy.

May 20, 1986 • In the first period of Game Three, Montreal and Calgary combined for the fastest four goals by two teams in a Final game. Calgary's Joel Otto (17:59) and Montreal's Bobby Smith (18:25), Mats Naslund (19:17) and Bob Gainey (19:33) posted goals within one minute and 34 seconds to set the mark. The Canadiens defeated the Flames 5-3.

May 21 – 31

May 21, 1979 • Center Jacques Lemaire scored twice, including his second career Stanley Cup-winning goal, to power the Montreal Canadiens past the New York Rangers 4-1 in Game Five. The win gave Montreal its fourth straight Stanley Cup, one short of the record set by the same team, 1956-60.

May 21, 1981 • New York Islanders center Butch Goring notched two goals to help defeat the Minnesota North Stars 5-1 in the fifth and final game of the 1981 Final. Goring, who assisted on the winning goal in Game Two and scored the winner in Game Three, earned the Conn Smythe Trophy.

May 22, 1987 • In Game Three of the 1987 Final, Edmonton Oilers center Mark Messier set a new playoff record with his eighth career shorthanded goal. Edmonton lost the game 5-3 to the Philadelphia Flyers but went on to win the series in seven games.

May 22, 1999 • The Colorado Avalanche defeated the Dallas Stars 2-1 in the opening game of the Western Conference Final, tying a playoff record for consecutive road victories (seven).

May 24, 1980 • Right winger Bob Nystrom scored at 7:11 of overtime as the New York Islanders defeated the Philadelphia Flyers 5-4 and captured the 1980 Stanley Cup in six games. Nystrom's goal was the fourth and final overtime tally of his playoff career and moved him into second place on the all-time list behind Maurice "Rocket" Richard (6).

May 24, 1986 • The Montreal Canadiens defeated the

Calgary Flames 4-3 in Game Five en route to their 23rd Stanley Cup title, a new professional record for the most championship seasons. Montreal had been tied with Major League Baseball's New York Yankees, winners of 22 World Series at the time.

May 24, 1990 • The Edmonton Oilers won their fifth Stanley Cup in seven years with a 4-1 win over the Boston Bruins in Game Five of the 1990 Final at Boston Garden. Seven Oilers players—Glenn Anderson, Grant Fuhr, Randy Gregg, Charlie Huddy, Jari Kurri, Kevin Lowe and Mark Messier—were members of all five championship clubs.

May 25, 1978 • Conn Smythe Trophy winner Larry Robinson assisted on Mario Tremblay's Stanley Cup-winning goal to lead the Montreal Canadiens past the Boston Bruins 4-1 in Game Six. Robinson was one of three Canadiens, including Doug Jarvis and Steve Shutt, who appeared in all 95 games during the 1977-78 season.

May 25, 1985 • Edmonton Oilers center Wayne Gretzky notched three goals in the first period of a 4-3 win against the Philadelphia Flyers to tie an NHL record for one Final period. Three players—Toronto's Harvey "Busher" Jackson (April 5, 1932), Detroit's Ted Lindsay (April 5, 1955) and Montreal's Maurice "Rocket" Richard (April 6, 1957)—previously shared the mark.

May 25, 1989 • The Calgary Flames captured their first Stanley Cup title with a 4-2 win over the Montreal Canadiens in Game Six of the 1989 Final. Goaltender Mike Vernon recorded his 16th victory of the postseason, tying an NHL playoff record set by Edmonton's Grant Fuhr the previous year, and defenseman Al MacInnis won the Conn Smythe Trophy after leading all playoff scorers with totals of 7-24-31 in 22 games.

May 26, 2000 • The New Jersey Devils defeated the Philadelphia Flyers 2-1 in Game Seven of the Eastern Conference Final, marking the first time a team overcame a 3-1 series deficit to advance to the Stanley Cup Final.

May 26, 2008 • Detroit's Chris Osgood recorded his second straight shutout, a 3-0 win over the visiting Penguins, in Game Two of the Stanley Cup Final.

May 27, 1975 • Philadelphia goaltender Bernie Parent blanked the Buffalo Sabres 2-0 in Game Six en route to the Flyers' second straight Stanley Cup title. Parent earned the Conn Smythe Trophy to become the first back-to-back winner of the award and the second player, after Bobby Orr, to win it twice. Edmonton's Wayne Gretzky collected his second career Conn Smythe Trophy in 1988, Mario Lemieux of the Penguins won the award in 1991 and 1992. Patrick Roy has won the trophy three times, in 1986 and 1993 with Montreal and in 2001 with Colorado.

May 27, 1994 • Stephane Matteau of the New York Rangers scored at 4:24 of the second overtime period to give his team a 2-1 win over the New Jersey Devils in the seventh and deciding game of the Eastern Conference Final at Madison Square Garden. A record three games in the series were decided in double overtime, with Matteau scoring the winner in two of them. The win earned the Rangers a berth in the Stanley Cup Final for the first time since 1979.

May 28, 2008 • Detroit's Johan Franzen tied a team playoff record with his sixth power-play goal of the 2008 playoffs in a 2-1 win at Pittsburgh, in Game 3 of the Stanley Cup Final.

May 29, 2010 • The Chicago Blackhawks and Philadelphia Flyers combined for 11 goals in a 6-5 Chicago win in Game One of the Stanley Cup Final, marking the most in a Stanley Cup Final game for 18 years. The last time 11 goals had been scored in a Final game also marked the last appearance by the Blackhawks in the Final -- Game 4 of the 1992 series against the Pittsburgh Penguins. The

Penguins defeated the Blackhawks 6-5 at Chicago Stadium on June 1, 1992, capturing the Stanley Cup with a four-game sweep. The Blackhawks-Flyers classic featured three lead changes and each club led by three different scores. Neither team enjoyed more than a one-goal lead.

May 30, 1985 • The Edmonton Oilers downed the Philadelphia Flyers 8-3 in Game Five to win the 1985 Stanley Cup and their second straight championship title. Conn Smythe Trophy winner Wayne Gretzky scored a goal and assisted on three others to set playoff records for assists (30) and points (47) in a single postseason, and Jari Kurri tied Reggie Leach's record with his 19th goal of the playoffs.

May 31, 1987 • Right winger Jari Kurri scored the Cup-winning goal at 14:59 of the second period as the Edmonton Oilers beat the Philadelphia Flyers 3-1 in Game Seven of the 1987 Final. The win marked the third Cup title in four seasons for Edmonton.

May 31, 2003 • The Mighty Ducks of Anaheim won Game Three of their Stanley Cup Final series with the New Jersey Devils on Ruslan Salei's goal at 6:59 of overtime. Anaheim improved its overtime record to 6-0 in the playoffs and Jean-Sebastien Giguere ran his overtime streak to a record 167:48. Giguere added 39 more seconds to his streak with a 1-0 overtime victory two nights later.

May 31, 2004 • Tampa Bay Lightning forward Brad Richards set a single-season playoff record by scoring his seventh game-winning goal. Richards tallied the lone goal in a 1-0 victory against the Calgary Flames in Game Four of the Stanley Cup Final at Calgary.

June

June 1, 1992 • In the first NHL game ever played in the month of June, the Pittsburgh Penguins captured their second consecutive Stanley Cup championship with a 6-5 win over the Chicago Blackhawks at Chicago Stadium. The Penguins, who won the best-of-seven series 4-0, tied an NHL playoff record by winning their 11th straight game in the postseason. Mario Lemieux led all playoff scorers and joined Philadelphia goaltender Bernie Parent as just the second player to earn back-to-back Conn Smythe Trophy honors.

June 1, 2011 • Vancouver's Raffi Torres scored at 19:41 of the third period to give the Canucks a 1-0 victory over Boston in Game One of the Stanley Cup Final. It marked the latest go-ahead goal in the Stanley Cup Final since Pittsburgh's Mario Lemieux tallied with 13 seconds left in Game 1 of the 1992 Stanley Cup Final in a 5-4 win over Chicago. Vancouver goaltender Roberto Luongo stopped 36 shots in recording the first 1-0 shutout in the opening game of a Stanley Cup Final since 1984.

June 2, 2008 • Pittsburgh's Petr Sykora scored at 9:57 of the third overtime period to give the Penguins a 3-2 victory over the Detroit Red Wings in Game Five of the Stanley Cup Final at Joe Louis Arena, ending the fifth-longest game in Stanley Cup Final history. The Penguins became the first team in more than 70 years and just the second team ever to escape elimination in the Stanley Cup Final by scoring a game-tying goal in the final minute of the third period (Maxime Talbot, 19:25). The only other team to do so was the Toronto Maple Leafs, in Game 3 of the 1936 Final against Detroit.

June 3, 1993 • Montreal Canadiens defenseman Eric Desjardins became the first defenseman in NHL history to record a hat trick in the

Stanley Cup Final. Desjardins tallied a game-tying power-play goal late in the third period and added the overtime winner in a 4-3 win. The tying goal came as a result of a stick measurement requested by Canadiens coach Jacques Demers. The stick used by Los Angeles defenseman Marty McSorley was found to have a curve that exceeded the allowable limit, resulting in a two-minute penalty to McSorley at 18:15 of the third period. Desjardins scored 32 seconds later. His winning goal was scored after just 51 seconds of overtime.

June 4, 1996 • The 1996 Stanley Cup Final opened with the Colorado Avalanche defeating the Florida Panthers 3-1 at McNichols Sports Arena in Denver. For the first time in NHL history, the two competing teams were each making their inaugural appearance in the Stanley Cup Final.

June 4, 2008 • The Detroit Red Wings captured their 11th Stanley Cup and fourth since 1997 with a 3-2 victory at Pittsburgh in Game Six of the Stanley Cup Final. Red Wings forward Henrik Zetterberg, who led the NHL in post-season goals and points, captured the Conn Smythe Trophy as playoff MVP, while defenseman and Sweden native Nicklas Lidstrom made history as the first European-trained captain to hoist the Stanley Cup.

June 4, 2011 • Alex Burrows scored just 11 seconds after the opening face-off of overtime, giving the Vancouver Canucks a 3-2 victory over Boston in Game Two of the Stanley Cup Final. Burrows tallied the second-fastest overtime goal in Stanley Cup Final history -- the only shorter overtime was nine seconds, ended on a goal by Brian Skrudland of the Montreal Canadiens in Game 2 of the 1986 Stanley Cup Final at Calgary.

June 5, 1997 • The Detroit Red Wings opened a commanding three-games-to-none lead in the Stanley Cup Final with a 6-1 win over Philadelphia in Game Three at Joe Louis Arena. After the Flyers' John LeClair had opened the scoring at 7:03 of the first period, Detroit replied with three unanswered goals in the opening period. The win broke an eight-game Red Wings home losing streak in the final round of the Stanley Cup playoffs dating back to 1964. Detroit forwards Sergei Fedorov and Martin Lapointe each tallied two goals to pace the Red Wings over the Flyers.

June 5, 2006 • Edmonton Oilers defenseman Chris Pronger scored the first penalty-shot goal in Stanley Cup Final history during Carolina's 5-4 victory in Game 1 of the series. Pronger's goal, against Carolina goaltender Cam Ward, gave the Oilers a 2-0 lead at 10:36 of the second period. It was the ninth attempt overall in the Stanley Cup Final. Pronger had never attempted a penalty shot in the NHL.

June 5, 2006 • The Carolina Hurricanes equaled the biggest comeback in Stanley Cup Final history in a last-minute, 5-4 victory over Edmonton in Game 1, becoming the sixth club to win a Final game in which it had trailed by three goals. After Edmonton's Ethan Moreau scored at 16:23 of the second period to give the Oilers a 3-0 lead, the Hurricanes replied with a pair of goals each from Rod Brind'Amour and Ray Whitney and a single tally from Justin Williams. Brind'Amour's second goal, the game-winner, came at 19:28 of the third period.

June 6, 2007 • The Anaheim Ducks, competing in their 14th season since joining the League in 1993-94, captured their first Stanley Cup with a 6-2 victory over the Ottawa Senators in Game Five at Anaheim. Only four franchises in

the expansion era (since 1968) took fewer seasons to win their first championship, the Edmonton Oilers (fifth season), Philadelphia Flyers (seventh), New York Islanders (eighth) and Tampa Bay Lightning (12th). The Ducks became the first California-based champion and the first west coast winner since NHL clubs exclusively began competing for the Stanley Cup in 1927. The previous Cup-winning club from the west coast was the Victoria Cougars of the defunct Western Canada Hockey League, who defeated the Montreal Canadiens in 1925.

June 6, 2011 • The Boston Bruins defeated the Vancouver Canucks 8-1 in Game Three of the Stanley Cup Final at TD Garden, reducing the Canucks' series lead to 2-1. It marked the third Stanley Cup Final game with a winning margin of seven goals or more since NHL teams exclusively began competing for the Stanley Cup in 1927.

June 7, 1993 • John LeClair posted his second overtime goal in as many games to lead the Canadiens to a 3-2 win at Los Angeles to take a 3-1 series lead in the Final. LeClair became the second player in NHL history, after Don Raleigh of the New York Rangers in 1950 versus Detroit, to tally overtime goals in consecutive games in the Final.

June 7, 2004 • The Tampa Bay Lightning claimed their first Stanley Cup championship, defeating the Calgary Flames 2-1 in Game Seven of the Stanley Cup Final at Tampa Bay. Lightning forward Ruslan Fedotenko was the hero, scoring both Tampa goals. Brad Richards, who led all postseason scorers with 26 points (12-14-26) and set a single-season playoff record with seven game-winning goals, received the Conn Smythe Trophy as playoff MVP. Richards also led all players in power-play goals (seven) and power-play points (12).

June 8, 1996 • A Stanley Cup game is played in Florida for the first time as the visiting Colorado Avalanche rally to defeat the Florida Panthers 3-2 at the Miami Arena and take a commanding 3-0 lead in the series.

June 8, 2002 • Detroit center Igor Larionov scored at 14:47 of the third overtime period to give the Red Wings a 3-2 victory over the Carolina Hurricanes in Game Three of the Stanley Cup Final in Raleigh, the first Cup game contested in North Carolina. The 54:47 of overtime made it the third longest Stanley Cup Final game in history.

June 9, 1993 • The Montreal Canadiens captured their 24th Stanley Cup championship, defeating the Los Angeles Kings 4-1 to win the Stanley Cup Final series in five games. Canadiens goaltender Patrick Roy was awarded the Conn Smythe Trophy as playoff MVP, posting a 16-4 record and an average of 2.13 in 20 games.

June 9, 2001 • Led by 21-year-old Alex Tanguay's two goals and one assist, the Colorado Avalanche defeated the New Jersey Devils 3-1 in Game Seven of the Stanley Cup Final to capture the club's second championship in six seasons. In a fitting climax to his legendary NHL career, Avalanche defenseman Raymond Bourque triumphantly lifted the Stanley Cup for the first time.

June 9, 2003 • The New Jersey Devils won their third Stanley Cup title in nine years with a 3-0 victory over the Mighty Ducks of Anaheim. The shutout was Martin Brodeur's third of the Final, tying the record held by Clint Benedict (1926) and Frank McCool (1945). It was also Brodeur's seventh shutout of the playoffs, breaking the record of six set by Dominik Hasek the previous year.

June 9, 2010 • Patrick Kane swooped in off the left wing and beat Flyers goaltender Michael Leighton with a shot 4:06 into overtime of Game 6 to clinch Chicago's first Stanley Cup in 49 years. Initially, only Kane and a few teammates knew the puck was in, creating a delayed celebration that eventually would see millions jam the streets of Chicago for the Cup parade.

June 10, 1996 • Uwe Krupp scored the Stanley Cup-winning goal at 4:31 of the third overtime period, giving the Colorado Avalanche a 1-0 victory over the Florida Panthers in what was the third-longest game ever played in the Stanley Cup Final. In sweeping the series, the Avalanche, who had relocated to Denver from Quebec, became the first NHL club to win the Stanley Cup after its first season in a new city.

June 10, 2000 • The New Jersey Devils captured their second Stanley Cup in franchise history as forward Jason Arnott scored in double-overtime to defeat the Dallas Stars 2-1 in Game Six of the Final. Following a Dallas victory in triple-overtime in Game Five, it marked the first Stanley Cup Final series to feature consecutive multiple-overtime games since 1931. With this victory, their 10th consecutive road win, New Jersey tied the record they had set in 1995.

June 12, 2009 • The Pittsburgh Penguins captured the Stanley Cup when Maxime Talbot scored twice in a 2-1 victory over the Detroit Red Wings in Game 7 at Joe Louis Arena. The Penguins became just the second team in NHL history to win Game 7 on the road in the Stanley Cup Final after the home team won the first six games, following the 1971 Montreal Canadiens at Chicago. Pittsburgh center Evgeni Malkin captured the Conn Smythe Trophy as playoff MVP. At 22 years, 10 months, Malkin became the third-youngest player to capture the award behind goaltender Patrick Roy, who won the first of his three Conn Smythe Trophies as a 20-year-old with the Montreal Canadiens in 1986, and goaltender Cam Ward (22 years, three months), who backstopped the Carolina Hurricanes to the Stanley Cup in 2006.

June 13, 2002 • The Detroit Red Wings won their third Stanley Cup in six seasons, defeating the Carolina Hurricanes 3-1 in Game Five of the Final at Joe Louis Arena. Red Wings goaltender Dominik Hasek captured his first career Cup, holding the Hurricanes to one goal or fewer in three of the five Final games. He finished the 2002 playoffs with 16-7 record, 1.86 goals-against average and six shutouts.

June 13, 2011 • The Boston Bruins scored four goals in a 4:14 span during the first period of a 5-2 win over Vancouver in Game Six of the Stanley Cup Final, setting a Final record for the fastest four goals by one team. The Boston win evened the series at 3-3. Brad Marchand tallied at 5:31, followed by Milan Lucic at 6:06, Andrew Ference at 8:35 and Michael Ryder at 9:45. The previous Cup Final record was 5:29, set by the 1956 Montreal Canadiens, vs. Detroit in Game 4.

June 14, 1994 • The New York Rangers defeated the Vancouver Canucks 3-2 at Madison Square Garden in Game Seven of the Stanley Cup Final, winning the Cup for the first time since 1940. This was the first seven-game Final series since 1987 and just the third since 1966. Rangers defenseman Brian Leetch captured the Conn Smythe Trophy as playoff MVP, leading all postseason scorers with 34 points (11-23-34) in 23 games.

June 14, 2006 • Edmonton right wing Fernando Pisani scored the first overtime, shorthanded goal in Stanley Cup Final history, giving the Oilers a 4-3 victory at Carolina in Game 5 of the series. It also marked the first overtime, shorthanded goal that staved off elimination for a team in any playoff round.

June 15, 2011 • The Boston Bruins captured their sixth Stanley Cup since joining the NHL in 1924-25 and their first championship since 1972, defeating the Vancouver Canucks 4-0 in Game 7 at Vancouver. The Bruins won their second series during the postseason that had had trailed 2-0, becoming the second Cup-winning club to accomplish the feat, and were just the fourth team in playoff history to win Game 7 of the Stanley Cup Final on the road. Bruins goaltender Tim Thomas posted the shutout and captured the Conn Smythe Trophy, finishing the playoffs with a 16-9 record, 1.98 goals-against average, .940 save percentage and four shutouts. He set NHL records for most saves in one playoff year (798) and in a Stanley Cup Final (238). The Flint, Michigan native was the second U.S.-born player to take Conn Smythe honors as playoff MVP, joining New York Rangers defenseman Brian Leetch in 1994, and, at 37 years of age, became the oldest Conn Smythe recipient.

June 16, 1998 • The Detroit Red Wings captured their second straight Stanley Cup title, sweeping the Washington Capitals with a 4-1 victory. Scotty Bowman's eighth Stanley Cup win as a coach tied Toe Blake's NHL record. He would win his ninth in 2002.

June 17, 1995 • The 1995 Stanley Cup Final opened at Joe Louis Arena and the New Jersey Devils captured Game One with a 2-1 win. Right winger Claude Lemieux scored the game-winning goal early in the third period, his third game-winner of the playoffs and 14th of his career in the postseason. The Devils improved their road record in the playoffs to 9-1, setting a new NHL record for most road wins by one team.

June 19, 1999 • The Dallas Stars captured their first Stanley Cup title in franchise history with a 2-1 win over Buffalo in Game Six of the Final. Brett Hull scored at 14:51 of the third overtime, ending the second longest game in final history. The longest was played on May 15, 1990.

June 19, 2006 • The Carolina Hurricanes captured the first Stanley Cup in franchise history, defeating the Edmonton Oilers 3-1 in Game 7 of the Stanley Cup Final. Carolina goaltender Cam Ward became the fourth rookie to capture the Conn Smythe Trophy as playoff MVP, joining goaltenders Ken Dryden (Montreal, 1971), Patrick Roy (Montreal, 1986) and Ron Hextall (Philadelphia, 1987).

June 20, 1995 • The New Jersey Devils defeated the Detroit Red Wings 4-2 at Joe Louis Arena to take a two games to none series lead in the Stanley Cup Final. New Jersey extended its playoff record by winning its 10th game on the road and tied another playoff record by winning their seventh straight road game.



CHAPTER 14

Final Series History, by Team 1918–2011

All teams played in the National Hockey League unless indicated. Other leagues that played for the Stanley Cup from 1918 to 1926: PCHA – Pacific Coast Hockey Association; WCHL – Western Canada Hockey League; WHL – Western Hockey League. These current NHL teams have not appeared in the Stanley Cup Finals: Columbus Blue Jackets, Minnesota Wild, Nashville Predators, Phoenix Coyotes, San Jose Sharks, Winnipeg Jets.

ANAHEIM 1994-2011

All-Time Final Series Record

Opponent	Series	W	L	GP	W	L	GF	GA
New Jersey	1	0	1	7	3	4	12	19
Ottawa	1	0	1	5	4	1	16	11
TOTALS	2	0	2	12	7	5	28	30

Final Series Appearances

Opponent	Year	Winner	W	L	GF	GA
New Jersey	2003	New Jersey	3	4	12	19
Ottawa	2007	Anaheim	4	1	16	11

Final Series Scoring Leaders

Player	GP	G	A	PTS	PIM
Andy McDonald	5	5	2	7	4
Corey Perry	5	2	4	6	10
Petr Sykora	7	2	3	5	4
Ryan Getzlaf	5	2	2	4	8
Paul Kariya	7	1	3	4	2

BOSTON 1925-2011

All-Time Final Series Record

Opponent	Series	W	L	GP	W	L	GF	GA
Detroit	2	1	1	8	4	4	17	22
Edmonton	2	0	2	9	1	8	17	38
Montreal	7	0	7	33	7	26	64	107
NY Rangers	2	2	0	8	6	2	22	17
Ottawa ("27")*	1	0	1	4	0	2	3	7
Philadelphia	1	0	1	6	2	4	13	15
St. Louis	1	1	0	4	4	0	20	7
Toronto	1	1	0	5	4	1	12	6
Vancouver	1	1	0	7	4	3	23	8
TOTALS	18	6	12	84	32	50	191	227

Final Series Appearances

Opponent	Year	Winner	W	L	GF	GA
Ottawa*	1927	Ottawa	0	2	3	7
NY Rangers	1929	Boston	2	0	4	1
Montreal	1930	Montreal	0	2	3	7
Toronto	1939	Boston	4	1	12	6
Detroit	1941	Boston	4	0	12	6
Detroit	1943	Detroit	0	4	5	16
Montreal	1946	Montreal	1	4	13	19
Montreal	1953	Montreal	1	4	9	16
Montreal	1957	Montreal	1	4	6	15
Montreal	1958	Montreal	2	4	14	16
St. Louis	1970	Boston	4	0	20	7
NY Rangers	1972	Boston	4	2	18	16
Philadelphia	1974	Philadelphia	2	4	13	15
Montreal	1977	Montreal	0	4	6	16
Montreal	1978	Montreal	2	4	13	18
Edmonton	1988	Edmonton	0	4	9	18
Edmonton	1990	Edmonton	1	4	8	20
Vancouver	2011	Boston	4	3	23	8

* includes two ties

Final Series Scoring Leaders

Player	GP	G	A	PTS	PIM
Bobby Orr	16	8	12	20	31
Phil Esposito	16	4	15	19	28
Ken Hodge	16	6	10	16	27
Milt Schmidt	18	6	8	14	4
John Bucyk	16	8	5	13	4

BUFFALO 1971-2011

All-Time Final Series Record

Opponent	Series	W	L	GP	W	L	GF	GA
Dallas	1	0	1	6	2	4	9	13
Philadelphia	1	0	1	6	2	4	12	19
TOTALS	2	0	2	12	4	8	21	32

Final Series Appearances

Opponent	Year	Winner	W	L	GF	GA
Philadelphia	1975	Philadelphia	2	4	12	19
Dallas	1999	Dallas	2	4	9	13

Final Series Scoring Leaders

Player	GP	G	A	PTS	PIM
Rick Martin	6	2	4	6	6
Don Luce	6	2	3	5	12
Stu Barnes	6	3	0	3	0
Danny Gare	6	2	1	3	4
Jerry Korab	6	2	1	3	6
Jim Lorentz	6	1	2	3	2
Rene Robert	6	1	2	3	6
Alexei Zhitnik	6	1	2	3	18
Richard Smechlik	6	0	3	3	2

CALGARY (WCHL/WHL) 1922-26

All-Time Final Series Record

Opponent	Series	W	L	GP	W	L	GF	GA
Montreal	1	0	1	2	0	2	1	9
TOTALS	1	0	1	2	0	2	1	9

Final Series Appearances

Opponent	Year	Winner	W	L	GF	GA
Montreal	1924	Montreal	0	2	1	9

Final Series Scoring Leaders

Player	GP	G	A	PTS	PIM
Herb Gardiner	2	1	0	1	0
Bernie Morris	2	0	1	1	0

CALGARY 1973-2011

All-Time Final Series Record

Opponent	Series	W	L	GP	W	L	GF	GA
Montreal	2	1	1	11	5	6	32	31
Tampa Bay	1	0	1	7	3	4	14	13
TOTALS	3	1	2	18	8	10	46	44

Final Series Appearances

Opponent	Year	Winner	W	L	GF	GA
Montreal	1986	Montreal	1	4	13	15
Montreal	1989	Calgary	4	2	19	16
Tampa Bay	2004	Tampa Bay	3	4	14	13

Final Series Scoring Leaders

Player	GP	G	A	PTS	PIM
Al MacInnis	11	5	8	13	26
Joe Mullen	10	7	4	11	8
Joel Otto	11	3	8	11	14
Doug Gilmour	6	4	3	7	6
Jim Peplinski	9	1	5	6	47

CAROLINA 1980-2011

All-Time Final Series Record

Opponent	Series	W	L	GP	W	L	GF	GA
Detroit	1	0	1	5	1	4	7	14
Edmonton	1	1	0	7	4	3	19	16
TOTALS	2	1	1	12	5	7	26	30

Final Series Appearances

Opponent	Year	Winner	W	L	GF	GA
Detroit	2002	Detroit	1	4	7	14
Edmonton	2006	Carolina	4	3	19	16

Final Series Scoring Leaders

Player	GP	G	A	PTS	PIM
Eric Staal	7	2	6	8	4
Cory Stillman	7	2	5	7	4
Mark Recchi	7	2	4	6	2
Ray Whitney	7	3	2	5	10
Frantisek Kaberle	7	2	3	5	2
Matt Cullen	7	0	5	5	6

CHICAGO 1927-2011

All-Time Final Series Record

Opponent	Series	W	L	GP	W	L	GF	GA
Detroit	2	2	0	10	7	3	28	19
Montreal	5	0	5	29	10	19	69	98
Philadelphia	1	1	0	6	4	2	25	22
Pittsburgh	1	0	1	4	0	4	10	15
Toronto	2	1	1	10	5	5	25	26
TOTALS	11	4	7	59	26	33	157	180

Final Series Appearances

Opponent	Year	Winner	W	L	GF	GA
Montreal	1931	Montreal	2	3	8	11
Detroit	1934	Chicago	3	1	9	7
Toronto	1938	Chicago	3	1	10	8
Montreal	1944	Montreal	0	4	8	16
Detroit	1961	Chicago	4	2	19	12
Toronto	1962	Toronto	2	4	15	18
Montreal	1965	Montreal	3	4	12	18
Montreal	1971	Montreal	3	4	18	20
Montreal	1973	Montreal	2	4	23	33
Pittsburgh	1992	Pittsburgh	0	4	10	15
Philadelphia	2010	Chicago	4	2	25	22

Final Series Scoring Leaders

Player	GP	G	A	PTS	PIM
Stan Mikita	31	10	21	31	58
Bobby Hull	26	11	17	28	26
Pierre Pilote	17	2	13	15	22
Jim Pappin	13	7	4	11	18
Johnny Gottselig	13	6	5	11	6
Dennis Hull	14	6	5	11	6

COLORADO 1980-2011

All-Time Final Series Record

Opponent	Series	W	L	GP	W	L	GF	GA
Florida	1	1	0	4	4	0	15	4
New Jersey	1	1	0	7	4	3	19	11
TOTALS	2	2	0	11	8	3	34	15

Final Series Appearances

Opponent	Year	Winner	W	L	GF	GA
Florida	1996	Colorado	4	0	15	4
New Jersey	2001	Colorado	4	3	19	11

Final Series Scoring Leaders

Player	GP	G	A	PTS	PIM
Joe Sakic	11	5	9	14	4
Alex Tanguay	7	4	3	7	4
Peter Forsberg	4	3	2	5	0
Rob Blake	7	2	3	5	4
Adam Foote	11	1	4	5	20

DALLAS 1968-2011

All-Time Final Series Record*

Opponent	Series	W	L	GP	W	L	GF	GA
Buffalo	1	1	0	6	4	2	13	9
New Jersey	1	0	1	6	2	4	9	15
NY Islanders	1	0	1	5	1	4	16	26
Pittsburgh	1	0	1	6	2	4	16	28
TOTALS	4	1	3	23	9	14	54	78

* Includes final series appearances by Minnesota North Stars in 1981 and 1991.

Final Series Appearances

Opponent	Year	Winner	W	L	GF	GA
NY Islanders	1981	NY Islanders	1	4	16	26
Pittsburgh	1991	Pittsburgh	2	4	16	28
Buffalo	1999	Dallas	4	2	13	9
New Jersey	2000	New Jersey	2	4	9	15

Final Series Scoring Leaders

Player	GP	G	A	PTS	PIM
Mike Modano	18	3	12	15	14
Bobby Smith	11	4	5	9	8
Jere Lehtinen	12	2	6	8	2
Steve Payne	5	5	2	7	2
Brett Hull	11	5	2	7	2

DETROIT 1927-2011

All-Time Final Series Record

Opponent	Series	W	L	GP	W	L	GF	GA
Boston	2	1	1	8	4	4	22	17
Carolina	1	1	0	5	4	1	14	7
Chicago	2	0	2	10	3	7	19	28
Montreal	5	3	2	29	15	14	75	70
New Jersey	1	0	1	4	0	4	7	16
NY Rangers	2	2	0	12	7	5	31	25
Philadelphia	1	1	0	4	4	0	16	6
Pittsburgh	2	1	1	13	7	6	34	24
Toronto	7	1	6	38	13	25	85	114
Washington	1	1	0	4	4	0	13	7
TOTALS	24	11	13	127	61	66	316	314

Final Series Appearances

Opponent	Year	Winner	W	L	GF	GA
Chicago	1934	Chicago	1	3	7	9
Toronto	1936	Detroit	3	1	18	11
NY Rangers	1937	Detroit	3	2	9	8
Boston	1941	Boston	0	4	6	12
Toronto	1942	Toronto	3	4	19	25
Boston	1943	Detroit	4	0	16	5
Toronto	1945	Toronto	3	4	9	9
Toronto	1948	Toronto	0	4	7	18
Toronto	1949	Toronto	0	4	5	12
NY Rangers	1950	Detroit	4	3	22	17
Montreal	1952	Detroit	4	0	11	2
Montreal	1954	Detroit	4	3	14	12
Montreal	1955	Detroit	4	3	27	20
Montreal	1956	Montreal	1	4	9	18
Chicago	1961	Chicago	2	4	12	19
Toronto	1963	Toronto	1	4	10	17
Toronto	1964	Toronto	3	4	17	22
Montreal	1966	Montreal	2	4	14	18
New Jersey	1995	New Jersey	0	4	7	16
Philadelphia	1997	Detroit	4	0	16	6
Washington	1998	Detroit	4	0	13	7
Carolina	2002	Detroit	4	1	14	7
Pittsburgh	2008	Detroit	4	2	17	10
Pittsburgh	2009	Pittsburgh	3	4	17	14

Final Series Scoring Leaders

Player	GP	G	A	PTS	PIM
Gordie Howe	55	18	32	50	94
Alex Delvecchio	47	16	22	38	2
Ted Lindsay	44	19	15	34	48
Sid Abel	34	9	11	20	25
Syd Howe	28	8	12	20	4

EDMONTON (WCHL/WHL) 1922-26

All-Time Final Series Record

Opponent	Series	W	L	GP	W	L	GF	GA
Ottawa (*23)	1	0	1	2	0	2	1	3
TOTALS	1	0	1	2	0	2	1	3

Final Series Appearances

Opponent	Year	Winner	W	L	GF	GA
Ottawa	1923	Ottawa	0	2	1	3

Final Series Scoring Leaders

Player	GP	G	A	PTS	PIM
John Morrison	2	1	0	1	0
Joe Simpson	2	0	1	1	0

EDMONTON 1980-2011

All-Time Final Series Record

Opponent	Series	W	L	GP	W	L	GF	GA
Boston	2	2	0	9	8	1	38	17
Carolina	1	0	1	7	3	4	16	19
NY Islanders	2	1	1	9	4	5	27	29
Philadelphia	2	2	0	12	8	4	43	32
TOTALS	7	5	2	37	23	14	124	97

Final Series Appearances

Opponent	Year	Winner	W	L	GF	GA
NY Islanders	1983	NY Islanders	0	4	6	17
NY Islanders	1984	Edmonton	4	1	21	12
Philadelphia	1985	Edmonton	4	1	21	14
Philadelphia	1987	Edmonton	4	3	22	18
Boston	1988	Edmonton	4	0	18	9
Boston	1990	Edmonton	4	1	20	8
Carolina	2006	Carolina	3	4	16	19

Final Series Scoring Leaders

Player	GP	G	A	PTS	PIM
Wayne Gretzky	26	16	30	46	6
Jari Kurri	31	14	24	38	14
Glenn Anderson	31	14	12	26	55
Mark Messier	31	9	15	24	35
Paul Coffey	21	7	15	22	24

FLORIDA 1994-2011

All-Time Final Series Record

Opponent	Series	W	L	GP	W	L	GF	GA
Colorado	1	0	1	4	0	4	4	15
TOTALS	1	0	1	4	0	4	4	15

Final Series Appearances

Opponent	Year	Winner	W	L	GF	GA
Colorado	1996	Colorado	0	4	4	15

Final Series Scoring Leaders

Player	GP	G	A	PTS	PIM
Ed Jovanovski	4	0	2	2	11
Tom Fitzgerald	4	1	0	1	0
Ray Sheppard	4	1	0	1	0
Stu Barnes	4	1	0	1	2
Rob Niedermayer	4	1	0	1	2
Martin Straka	4	0	1	1	0
Johan Garpenlov	4	0	1	1	2
Dave Lowry	4	0	1	1	2
Bill Lindsay	4	0	1	1	4
Scott Mellanby	4	0	1	1	4

LOS ANGELES 1968-2011

All-Time Final Series Record

Opponent	Series	W	L	GP	W	L	GF	GA
Montreal	1	0	1	5	1	4	12	15
TOTALS	1	0	1	5	1	4	12	15

Final Series Appearances

Opponent	Year	Winner	W	L	GF	GA
Montreal	1993	Montreal	1	4	12	15

Final Series Scoring Leaders

Player	GP	G	A	PTS	PIM
Wayne Gretzky	5	2	5	7	2
Luc Robitaille	5	3	2	5	4
Tony Granato	5	1	3	4	10
Marty McSorley	5	2	0	2	16
Dave Taylor	3	1	1	2	6
Mike Donnelly	5	1	1	2	0
Tomas Sandstrom	5	0	2	2	4

MONTREAL 1918-2011

All-Time Final Series Record

Opponent	Series	W	L	GP	W	L	GF	GA
Boston	7	7	0	33	26	7	107	64
Calgary	2	1	1	11	6	5	31	32
Chicago	5	5	0	29	19	10	98	69
Detroit	5	2	3	29	14	15	70	75
Los Angeles	1	1	0	5	4	1	15	12
NY Rangers	1	1	0	5	4	1	19	11
Philadelphia	1	1	0	4	4	0	14	9
St. Louis	2	2	0	8	8	0	23	10
Toronto	5	2	3	26	13	13	72	60
Defunct Teams	*4	1	1	13	7	5	32	39
TOTALS	*33	23	8	163	105	57	481	381

Final Series Appearances*

Opponent	Year	Winner	W	L	GF	GA
Seattle*	1919	no decision	2	2	10	19
Vancouver**	1924	Montreal	2	0	5	3
Calgary**	1924	Montreal	2	0	9	1
Victoria	1925	Victoria	1	3	8	16
Boston	1930	Montreal	2	0	7	3
Chicago	1931	Montreal	3	2	11	8
Chicago	1944	Montreal	4	0	16	8
Boston	1946	Montreal	4	1	19	13
Toronto	1947	Toronto	2	4	13	13
Toronto	1951	Toronto	1	4	10	13
Detroit	1952	Detroit	0	4	2	11
Boston	1953	Montreal	4	1	16	9
Detroit	1954	Detroit	3	4	12	14
Detroit	1955	Detroit	3	4	20	27
Detroit	1956	Montreal	4	1	18	9
Boston	1957	Montreal	4	1	15	6
Boston	1958	Montreal	4	2	16	14
Toronto	1959	Montreal	4	1	18	12
Toronto	1960	Montreal	4	0	15	5
Chicago	1965	Montreal	4	3	18	12
Detroit	1966	Montreal	4	2	18	14
Toronto	1967	Toronto	2	4	16	17
St. Louis	1968	Montreal	4	0	11	7
St. Louis	1969	Montreal	4	0	12	3
Chicago	1971	Montreal	4	3	20	18
Chicago	1973	Montreal	4	2	33	23
Philadelphia	1976	Montreal	4	0	14	9
Boston	1977	Montreal	4	0	16	6
Boston	1978	Montreal	4	2	18	13
NY Rangers	1979	Montreal	4	1	19	11
Calgary	1986	Montreal	4	1	15	13
Calgary	1989	Calgary	2	4	16	19
Los Angeles	1993	Montreal	4	1	15	12

* 1919 Finals incomplete due to influenza epidemic. Seattle and Montreal each had two wins. One game was tied.

** Montreal defeated PCHA champion (Vancouver) and WCHL champion (Calgary) in 1924. (Counts as one Cup win. See page 57.)
NOTE: Montreal defeated the Portland Rosebuds in the 1916 Stanley Cup Final, prior to the formation of the NHL, giving the franchise 24 championships in all.

Final Series Scoring Leaders

Player	GP	G	A	PTS	PIM
Jean Beliveau	64	30	32	62	78
Henri Richard	65	21	26	47	68
Maurice Richard	59	34	12	46	83
Bernie Geoffrion	53	24	22	46	32
Yvan Cournoyer	50	21	19	40	18

MONTREAL MAROONS 1925-38

All-Time Final Series Record

Opponent	Series	W	L	GP	W	L	GF	GA
NY Rangers	1	0	1	5	2	3	6	5
Toronto	1	1	0	3	3	0	10	4
Victoria	1	1	0	4	3	1	10	3
TOTALS	3	2	1	12	8	4	26	12

Final Series Appearances

Opponent	Year	Winner	W	L	GF	GA
Victoria	1926	Mtl. Maroons	3	1	10	3
NY Rangers	1928	NY Rangers	2	3	6	5
Toronto	1935	Mtl. Maroons	3	0	10	4

Final Series Scoring Leaders

Player	GP	G	A	PTS	PIM
Nels Stewart	9	8	1	9	24
Babe Siebert	8	2	3	5	12
Bill Phillips	9	3	1	4	2
Cy Wentworth	3	2	2	4	0
Baldy Northcott	3	2	1	3	0
Earl Robinson	3	2	1	3	0

NEW JERSEY 1975-2011

All-Time Final Series Record

Opponent	Series	W	L	GP	W	L	GF	GA
Anaheim	1	1	0	7	4	3	19	12
Colorado	1	0	1	7	3	4	11	19
Dallas	1	1	0	6	4	2	15	9
Detroit	1	1	0	4	4	0	16	7
TOTALS	4	3	1	24	15	9	61	47

Final Series Appearances

Opponent	Year	Winner	W	L	GF	GA
Detroit	1995	New Jersey	4	0	16	7
Dallas	2000	New Jersey	4	2	15	9
Colorado	2001	Colorado	3	4	11	19
Anaheim	2003	New Jersey	4	3	19	12

Final Series Scoring Leaders

Player	GP	G	A	PTS	PIM
Patrik Elias	20	5	12	17	6
Scott Niedermayer	24	2	10	12	14
Brian Rafalski	20	1	9	10	4
Jason Arnott	12	5	4	9	6
Petr Sykora	13	5	4	9	8
Sergei Brylin	23	4	5	9	12

NY RANGERS 1927-2011

All-Time Final Series Record

Opponent	Series	W	L	GP	W	L	GF	GA
Boston	2	0	2	8	2	6	17	22
Detroit	2	0	2	12	5	7	25	31
Montreal	1	0	1	5	1	4	11	19
Mtl. Maroons	1	1	0	5	3	2	5	6
Toronto	3	2	1	13	7	6	35	34
Vancouver	1	1	0	7	4	3	21	19
TOTALS	10	4	6	50	22	28	114	131

Final Series Appearances

Opponent	Year	Winner	W	L	GF	GA
Mtl. Maroons	1928	NY Rangers	3	2	5	6
Boston	1929	Boston	0	2	1	4
Toronto	1932	Toronto	0	3	10	18
Toronto	1933	NY Rangers	3	1	11	5
Detroit	1937	Detroit	2	3	8	9
Toronto	1940	NY Rangers	4	2	14	11
Detroit	1950	Detroit	3	4	17	22
Boston	1972	Boston	2	4	16	18
Montreal	1979	Montreal	1	4	11	19
Vancouver	1994	NY Rangers	4	3	21	19

Final Series Scoring Leaders

Player	GP	G	A	PTS	PIM
Frank Boucher	19	8	6	14	6
Brian Leetch	7	5	6	11	4
Bill Cook	14	3	5	8	24
Bun Cook	14	5	2	7	18
Rod Gilbert	6	4	3	7	11
Alex Kovalev	7	4	3	7	2
Mark Messier	7	2	5	7	17

OTTAWA 1918-34

Note: Modern NHL Senators began play in 1992-93.

All-Time Final Series Record

Opponent	Series	W	L	GP	W	L	GF	GA
Boston*	1	1	0	4	2	0	7	3
Defunct Teams	4	4	0	16	11	5	40	30
TOTALS	**5	*4	0	20	13	5	47	33

Final Series Appearances

Opponent	Year	Winner	W	L	GF	GA
Seattle	1920	Ottawa	3	2	15	11
Vancouver	1921	Ottawa	3	2	12	11
Vancouver***	1923	Ottawa	3	1	10	7
Edmonton***	1923	Ottawa	2	0	3	1
Boston*	1927	Ottawa	2	0	7	3

* includes two ties

** Ottawa won seven Stanley Cup titles prior to 1918.

*** Ottawa defeated PCHA champion (Vancouver) and WCHL champion (Edmonton) in 1923. (Counts as one Cup win. See page 57.)

Final Series Scoring Leaders

Player	GP	G	A	PTS	PIM
Jack Darragh	10	10	2	12	15
Cy Denneny	20	7	5	12	16
Frank Nighbor	20	7	4	11	12
Punch Broadbent	14	8	1	9	10
Georges Boucher	20	6	1	7	45

OTTAWA 1993-2011

All-Time Final Series Record

Opponent	Series	W	L	GP	W	L	GF	GA
Anaheim	1	0	1	5	1	4	11	16
TOTALS	1	0	1	5	1	4	11	16

Final Series Appearances

Opponent	Year	Winner	W	L	GF	GA
Anaheim	2007	Anaheim	1	4	11	16

Final Series Scoring Leaders

Player	GP	G	A	PTS	PIM
Daniel Alfredsson	5	4	1	5	0
Mike Fisher	5	2	2	4	8
Wade Redden	5	1	1	2	4
Anton Volchenkov	5	1	1	2	2
Chris Kelly	5	0	2	2	0
Andrei Meszaros	5	0	2	2	2
Peter Schaefer	5	0	2	2	4
Jason Spezza	5	0	2	2	4

PHILADELPHIA 1968-2011

All-Time Final Series Record

Opponent	Series	W	L	GP	W	L	GF	GA
Boston	1	1	0	6	4	2	15	13
Buffalo	1	1	0	6	4	2	19	12
Chicago	1	0	1	6	2	4	22	25
Detroit	1	0	1	4	0	4	6	16
Edmonton	2	0	2	12	4	8	32	43
Montreal	1	0	1	4	0	4	9	14
NY Islanders	1	0	1	6	2	4	25	26
TOTALS	8	2	6	44	16	28	128	149

Final Series Appearances

Opponent	Year	Winner	W	L	GF	GA
Boston	1974	Philadelphia	4	2	15	13
Buffalo	1975	Philadelphia	4	2	19	12
Montreal	1976	Montreal	0	4	9	14
NY Islanders	1980	NY Islanders	2	4	25	26
Edmonton	1985	Edmonton	1	4	14	21
Edmonton	1987	Edmonton	3	4	18	22
Detroit	1997	Detroit	0	4	6	16
Chicago	2010	Chicago	2	4	22	25

Final Series Scoring Leaders

Player	GP	G	A	PTS	PIM
Bobby Clarke	22	9	12	21	22
Brian Propp	18	9	9	18	4
Rick MacLeish	18	6	9	15	8
Bill Barber	22	5	10	15	17
Reggie Leach	16	8	5	13	0

PITTSBURGH 1968-2011

All-Time Final Series Record

Opponent	Series	W	L	GP	W	L	GF	GA
Chicago	1	1	0	4	4	0	15	10
Detroit	2	1	1	13	6	7	24	34
Minnesota	1	1	0	6	4	2	18	16
TOTALS	4	3	1	23	14	9	57	60

Final Series Appearances

Opponent	Year	Winner	W	L	GF	GA
Minnesota	1991	Pittsburgh	4	2	18	16
Chicago	1992	Pittsburgh	4	0	15	10
Detroit	2008	Detroit	2	4	10	17
Detroit	2009	Pittsburgh	4	3	14	17

Final Series Scoring Leaders

Player	GP	G	A	PTS	PIM
Mario Lemieux	9	10	9	19	6
Larry Murphy	10	2	11	13	8
Kevin Stevens	10	6	6	12	27
Evgeni Malkin	13	3	8	11	35
Ron Francis	10	4	5	9	6
Sidney Crosby	13	3	6	9	6

ST. LOUIS 1968-2011

All-Time Final Series Record

Opponent	Series	W	L	GP	W	L	GF	GA
Boston	1	0	1	4	0	4	7	20
Montreal	2	0	2	8	0	8	17	43
TOTALS	3	0	3	12	0	12	24	63

Final Series Appearances

Opponent	Year	Winner	W	L	GF	GA
Montreal	1968	Montreal	0	4	7	11
Montreal	1969	Montreal	0	4	3	12
Boston	1970	Boston	0	4	7	20

Final Series Scoring Leaders

Player	GP	G	A	PTS	PIM
Frank St. Marseille	12	4	3	7	4
Red Berenson	12	3	1	4	15
Barclay Plager	9	1	2	3	6
Jimmy Roberts	12	1	2	3	10
Noel Picard	12	0	3	3	28

SEATTLE (PCHA) 1918-24

All-Time Final Series Record

Opponent	Series	W	L	GP	W	L	GF	GA
Montreal	1	0	0	5	2	2	19	10
Ottawa (*20)	1	0	1	5	2	3	11	15
TOTALS	*2	*0	1	10	4	5	30	25

Final Series Appearances

Opponent	Year	Winner	W	L	GF	GA
Montreal	1919	No Decision*	2	2	19	10
Ottawa	1920	Ottawa	2	3	11	15

* 1919 Finals incomplete due to influenza epidemic. Seattle and Montreal each had two wins. One game was tied. NOTE: Seattle Metropolitans defeated the Montreal Canadiens in the 1917 Stanley Cup Final, giving them one championship.

Final Series Scoring Leaders

Player	GP	G	A	PTS	PIM
Frank Foyston	10	15	2	17	7
Jack Walker	10	4	3	7	9
Roy Rickey	10	3	2	5	0
Bobby Rowe	10	3	1	4	19
Cully Wilson	5	1	3	4	6

TAMPA BAY 1993-2011

All-Time Final Series Record

Opponent	Series	W	L	GP	W	L	GF	GA
Calgary	1	1	0	7	4	3	13	14
TOTALS	1	1	0	7	4	3	13	14

Final Series Appearances

Opponent	Year	Winner	W	L	GF	GA
Calgary	2004	Tampa Bay	4	3	13	14

Final Series Scoring Leaders

Player	GP	G	A	PTS	PIM
Brad Richards	7	4	5	9	2
Martin St. Louis	7	4	2	6	2
Ruslan Fedotenko	6	3	1	4	4
Dave Andreychuk	7	0	4	4	4
Dan Boyle	7	1	2	3	4
Fredrik Modin	7	1	2	3	4
Vincent Lecavalier	7	0	3	3	9

TORONTO 1918-2011

All-Time Final Series Record

Opponent	Series	W	L	GP	W	L	GF	GA
Boston	1	0	1	5	1	4	6	12
Chicago	2	1	1	10	5	5	26	25
Detroit	7	6	1	38	25	13	114	85
Montreal	5	3	2	26	13	13	60	72
NY Rangers	3	1	2	13	6	7	34	35
Defunct Teams	3	2	1	13	6	7	38	40
TOTALS	21	13	8	105	56	49	278	269

Final Series Appearances

Opponent	Year	Winner	W	L	GF	GA
Vancouver	1918	Toronto	3	2	18	21
Vancouver	1922	Toronto	3	2	16	9
NY Rangers	1932	Toronto	3	0	18	10
NY Rangers	1933	NY Rangers	1	3	5	11
Mtl. Maroons	1935	Mtl. Maroons	0	3	4	10
Detroit	1936	Detroit	1	3	11	18
Chicago	1938	Chicago	1	3	8	10
Boston	1939	Boston	1	4	6	12
NY Rangers	1940	NY Rangers	2	4	11	14
Detroit	1942	Toronto	4	3	25	19
Detroit	1945	Toronto	4	3	9	9
Montreal	1947	Toronto	4	2	13	13
Detroit	1948	Toronto	4	0	18	7
Detroit	1949	Toronto	4	0	12	5
Montreal	1951	Toronto	4	1	13	10
Montreal	1959	Montreal	1	4	12	18
Montreal	1960	Montreal	0	4	5	15
Chicago	1962	Toronto	4	2	18	15
Detroit	1963	Toronto	4	1	17	10
Detroit	1964	Toronto	4	3	22	17
Montreal	1967	Toronto	4	2	17	16

NOTE: Toronto Blueshirts defeated the Victoria Aristocrats in the 1914 Stanley Cup Final, prior to the formation of the NHL, giving the franchise 14 championships in all.

Final Series Scoring Leaders

Player	GP	G	A	PTS	PIM
Ted Kennedy	26	12	11	23	8
George Armstrong	33	9	13	22	22
Frank Mahovlich	32	7	15	22	39
Syl Apps	32	10	11	21	6
Bob Pulford	33	8	13	21	44

VANCOUVER (PCHA/WCHL/WHL) 1918-26

All-Time Final Series Record

Opponent	Series	W	L	GP	W	L	GF	GA
Montreal*	1	0	1	2	0	2	3	5
Ottawa ('20s)	2	0	2	9	3	6	19	22
Toronto	2	0	2	10	4	6	30	34
TOTALS	**5	0	5	21	7	14	52	61

Final Series Appearances**

Opponent	Year	Winner	W	L	GF	GA
Toronto	1918	Toronto	2	3	21	18
Ottawa	1921	Ottawa	2	3	12	12
Toronto	1922	Toronto	2	3	9	16
Ottawa*	1923	Ottawa	1	3	7	10
Montreal*	1924	Montreal	0	2	3	5

* Vancouver Maroons faced Ottawa in 1923 and Montreal in 1924 as part of a three-team Stanley Cup format. (See page 57.)

** Vancouver Millionaires defeated the Ottawa Senators in the 1915 Stanley Cup Final, giving them one championship.

Final Series Scoring Leaders

Player	GP	G	A	PTS	PIM
Mickey MacKay	21	7	6	13	22
Cyclone Taylor	8	9	1	10	20
Jack Adams	10	8	2	10	24
Art Duncan	16	4	4	8	18
Alf Skinner	13	5	2	7	32

VANCOUVER 1971-2011

All-Time Final Series Record

Opponent	Series	W	L	GP	W	L	GF	GA
Boston	1	0	1	7	3	4	8	23
NY Islanders	1	0	1	4	0	4	10	18
NY Rangers	1	0	1	7	3	4	19	21
TOTALS	3	0	3	18	6	12	37	62

Final Series Appearances

Opponent	Year	Winner	W	L	GF	GA
Boston	2011	Boston	3	4	8	23
NY Islanders	1982	NY Islanders	0	4	10	18
NY Rangers	1994	NY Rangers	3	4	19	21

Final Series Scoring Leaders

Player	GP	G	A	PTS	PIM
Pavel Bure	7	3	5	8	15
Cliff Ronning	7	1	6	7	6
Geoff Courtnall	7	4	1	5	11
Thomas Gradin	4	3	2	5	2
Trevor Linden	7	3	2	5	6

VICTORIA (PCHA/WCHL/WHL) 1918-26

All-Time Final Series Record

Opponent	Series	W	L	GP	W	L	GF	GA
Montreal	1	1	0	4	3	1	16	8
Mtl. Maroons	1	0	1	4	1	3	3	10
TOTALS	*2	1	1	8	4	4	19	18

Final Series Appearances*

Opponent	Year	Winner	W	L	GF	GA
Montreal	1925	Victoria	3	1	16	8
Mtl. Maroons	1926	Mtl. Maroons	1	3	3	10

* Victoria Aristocrats won the PCHA title in 1914 but lost to the Toronto Blueshirts in the Stanley Cup Final.

Final Series Scoring Leaders

Player	GP	G	A	PTS	PIM
Frank Fredrickson	8	4	3	7	16
Jack Walker	8	4	2	6	0
Harold Halderson	8	3	1	4	16
Gizzy Hart	8	2	1	3	2
Gord Fraser	8	2	1	3	14

WASHINGTON 1975-2011

All-Time Final Series Record

Opponent	Series	W	L	GP	W	L	GF	GA
Detroit	1	0	1	4	0	4	7	13
TOTALS	1	0	1	4	0	4	7	13

Final Series Appearances

Opponent	Year	Winner	W	L	GF	GA
Detroit	1998	Detroit	0	4	7	13

Final Series Scoring Leaders

Player	GP	G	A	PTS	PIM
Joe Juneau	4	1	3	4	0
Brian Bellows	4	2	1	3	0
Adam Oates	4	1	2	3	0
Peter Bondra	4	1	1	2	4
Jeff Brown	2	0	2	2	0
Andrei Nikolishin	4	0	2	2	2

Team-by-Team Final Series Won-Loss Record 1918-2011

Team	Series	W	L	GP	W	L	GF	GA
Anaheim	2	1	1	12	7	5	28	30
Boston ¹	18	6	12	85	32	50	191	227
Buffalo	2	0	2	12	4	8	21	32
Calgary ('20s)	1	0	1	2	0	2	1	9
Calgary	3	1	2	18	8	10	46	44
Carolina	2	1	1	12	5	7	26	30
Chicago	11	4	7	59	26	33	157	180
Colorado	2	2	0	11	8	3	34	15
Columbus	—	—	—	—	—	—	—	—
Dallas ²	4	1	3	23	9	14	54	78
Detroit	24	11	13	127	61	66	316	314
Edmonton ('20s) ³	1	0	1	2	0	2	1	3
Edmonton	7	5	2	37	23	14	124	97
Florida	1	0	1	4	0	4	4	11
Los Angeles	1	0	1	5	1	4	12	15
Minnesota	—	—	—	—	—	—	—	—
Montreal ⁴	33	23	8	163	105	57	481	381
Mtl. Maroons	3	2	1	12	8	4	26	12
Nashville	—	—	—	—	—	—	—	—
New Jersey	4	3	1	24	15	9	61	47
NY Islanders	5	4	1	24	17	7	99	78
NY Rangers	10	4	6	50	22	28	115	130
Ottawa ('20s) ^{1,5}	5	4	0	20	13	5	47	33
Ottawa	1	0	1	5	1	4	11	16
Philadelphia	8	2	6	44	16	28	128	149
Phoenix	—	—	—	—	—	—	—	—
Pittsburgh	4	3	1	23	14	9	57	60
St. Louis	3	0	3	12	0	12	24	63
San Jose	—	—	—	—	—	—	—	—
Seattle ^{4,6}	2	0	1	10	4	5	30	25
Tampa Bay	1	1	0	7	4	3	13	14
Toronto ⁷	21	13	8	105	56	49	278	269
Vancouver ('20s) ⁸	5	0	5	21	7	14	52	61
Vancouver	3	0	3	18	6	12	37	62
Victoria ⁹	2	1	1	8	4	4	19	18
Washington	1	0	1	4	0	4	7	13
Winnipeg ¹⁰	—	—	—	—	—	—	—	—

NOTES

- ¹ Ottawa played two tie games against Boston in 1927.
- ² Includes appearances by Minnesota North Stars in 1981 and 1991.
- ³ An Edmonton team also played for the Stanley Cup in 1908 and 1910.
- ⁴ No decision in 1919 Finals, incomplete due to flu epidemic. Seattle and Montreal each had two wins. One game was tied. Note: Montreal also won the Stanley Cup in 1916 for 24 titles overall.
- ⁵ Ottawa franchise was also Stanley Cup champion in 1903, 1904, 1905, 1906, 1909, 1910 and 1911.
- ⁶ Seattle Metropolitans of the PCHA won the Stanley Cup in 1917.
- ⁷ Toronto Blueshirts won the Stanley Cup in 1914 for 14 titles overall. Total also includes Toronto Arenas (1918) and Toronto St. Patricks (1922).
- ⁸ Vancouver of the PCHA won the Stanley Cup in 1915.
- ⁹ Victoria of the PCHA also played for the Stanley Cup in 1914 (Victoria represented the WCHL in 1925 and the WHL in 1926).
- ¹⁰ Includes Atlanta Thrashers, 1999-2000 to 2010-11.



CHAPTER 15

Final Series Record Book, 1918 – 2011

Team and Individual Records

Team Records

Note: Statistics from the suspended game in 1988 Final have not been included in the compilation of categories in the Team Records section, but are included in the Individual Records section.

MOST STANLEY CUP CHAMPIONSHIPS

- 23 – **Montreal Canadiens** (1924-30-31-44-46-53-56-57-58-59-60-65-66-68-69-71-73-76-77-78-79-86-93)
- 13 – **Toronto Maple Leafs** (1918-22-32-42-45-47-48-49-51-62-63-64-67)
- 11 – **Detroit Red Wings** (1936-37-43-50-52-54-55-97-98-2002-08)

Note: Montreal Canadiens totals do not include 1916 victory prior to formation of the NHL. Toronto Maple Leafs totals do not include those of the pre-NHL Toronto Blueshirts (1914), but do include wins by the Toronto Arenas (1918) and Toronto St. Patricks (1922).

MOST CONSECUTIVE STANLEY CUP CHAMPIONSHIPS

- 5 – **Montreal Canadiens** (1956-57-58-59-60)
- 4 – **Montreal Canadiens** (1976-77-78-79)
- **New York Islanders** (1980-81-82-83)

MOST YEARS IN THE FINALS

- 33 – **Montreal Canadiens** in 92-year history
 - 24 – **Detroit Red Wings** in 83-year history
 - 21 – **Toronto Maple Leafs** in 92-year history
- Note:** Montreal Canadiens totals do not include 1916 and 1917 series prior to formation of the NHL. Toronto Maple Leafs totals do not include those of the pre-NHL Toronto Blueshirts (1914) but do include appearances by the Toronto Arenas (1918) and Toronto St. Patricks (1922).

MOST CONSECUTIVE YEARS IN THE FINALS

- 10 – **Montreal Canadiens** (1951-60 inclusive)
- 5 – **Montreal Canadiens** (1965-69 inclusive)
- **New York Islanders** (1980-84 inclusive)

MOST GOALS, BOTH TEAMS, ONE SERIES

- 56 – **Montreal Canadiens (33), Chicago Black Hawks (23)** in 1973. Montreal won series 4-2.
- 51 – **New York Islanders (26), Philadelphia Flyers (25)** in 1980. NY Islanders won series 4-2.

MOST GOALS, ONE TEAM, ONE SERIES

- 33 – **Montreal Canadiens** in 1973. Montreal won series 4-2, outscoring Chicago 33-23.
- 28 – **Pittsburgh Penguins** in 1991. Pittsburgh won series 4-2, outscoring Minnesota 28-16.

MOST GOALS, BOTH TEAMS, FOUR-GAME SERIES

- 29 – **Detroit Red Wings (18), Toronto Maple Leafs (11)** in 1936. Detroit won series 3-1.
- 28 – **New York Islanders (18), Vancouver Canucks (10)** in 1982. NY Islanders won series 4-0.

MOST GOALS, ONE TEAM, FOUR-GAME SERIES

- 20 – **Boston Bruins** in 1970. Boston won series 4-0, outscoring St. Louis 20-7.
- 18 – **Detroit Red Wings** in 1936. Detroit won series 3-1, outscoring Toronto 18-11.
- **Toronto Maple Leafs** in 1948. Toronto won series 4-0, outscoring Detroit 18-7.
- **New York Islanders** in 1982. NY Islanders won series 4-0, outscoring Vancouver 18-10.
- **Edmonton Oilers** in 1988. Edmonton won series 4-0, outscoring Boston 18-9.

MOST GOALS, BOTH TEAMS, FIVE-GAME SERIES

- 42 – **New York Islanders (26), Minnesota North Stars (16)** in 1981. NY Islanders won series 4-1.
- 39 – **Vancouver Millionaires (21), Toronto Arenas (18)** in 1918. Toronto won series 3-2.

MOST GOALS, ONE TEAM, FIVE-GAME SERIES

- 26 – **New York Islanders** in 1981. NY Islanders won series 4-1, outscoring Minnesota 26-16.
- 21 – **Vancouver Millionaires** in 1918. Toronto won series 3-2, but were outscored by Vancouver 21-18.

- **Edmonton Oilers** in 1984. Edmonton won series 4-1, outscoring NY Islanders 21-12.
- **Edmonton Oilers** in 1985. Edmonton won series 4-1, outscoring Philadelphia 21-14.

MOST GOALS, BOTH TEAMS, SIX-GAME SERIES

- 56 – **Montreal Canadiens (33), Chicago Black Hawks (23)** in 1973. Montreal won series 4-2.
- 51 – **New York Islanders (26), Philadelphia Flyers (25)** in 1980. NY Islanders won series 4-2.

MOST GOALS, ONE TEAM, SIX-GAME SERIES

- 33 – **Montreal Canadiens** in 1973. Montreal won series 4-2, outscoring Chicago 33-23.
- 28 – **Pittsburgh Penguins** in 1991. Pittsburgh won series 4-2, outscoring Minnesota 28-16.

MOST GOALS, BOTH TEAMS, SEVEN-GAME SERIES

- 47 – **Detroit Red Wings (27), Montreal Canadiens (20)** in 1955. Detroit won series 4-3.
- 44 – **Toronto Maple Leafs (25), Detroit Red Wings (19)** in 1942. Toronto won series 4-3.

MOST GOALS, ONE TEAM, SEVEN-GAME SERIES

- 27 – **Detroit Red Wings** in 1955. Detroit won series 4-3, outscoring Montreal 27-20.
- 25 – **Toronto Maple Leafs** in 1942. Toronto won series 4-3, outscoring Detroit 25-19.

FEWEST GOALS, BOTH TEAMS, FOUR-GAME SERIES

- 10 – **Ottawa Senators (7), Boston Bruins (3)** in 1927. Ottawa won series 2-0-2.
- 13 – **Montreal Maroons (10), Victoria Cougars (3)** in 1926. Mtl. Maroons won series 3-1.
- **Detroit Red Wings (11), Montreal Canadiens (2)** in 1952. Detroit won series 4-0.

FEWEST GOALS, ONE TEAM, FOUR-GAME SERIES

- 2 – **Montreal Canadiens** in 1952. Detroit won series 4-0, outscoring Montreal 11-2.
- 3 – **Victoria Cougars** in 1926. Mtl. Maroons won series 3-1, outscoring Victoria 10-3.
- **Boston Bruins** in 1927. Ottawa won series 2-0-2, outscoring Boston 7-3.
- **St. Louis Blues** in 1969. Montreal won series 4-0, outscoring St. Louis 12-3.

FEWEST GOALS, BOTH TEAMS, FIVE-GAME SERIES

- 11 – **Montreal Maroons (6), New York Rangers (5)** in 1928. NY Rangers won series 3-2.
- 17 – **Detroit Red Wings (9), New York Rangers (8)** in 1937. Detroit won series 3-2.

FEWEST GOALS, ONE TEAM, FIVE-GAME SERIES

- 5 – **New York Rangers** in 1928. NY Rangers won series 3-2, but were outscored by Mtl. Maroons 6-5.
- 6 – **Montreal Maroons** in 1928. NY Rangers won series 3-2, but were outscored by Mtl. Maroons 6-5.
- **Toronto Maple Leafs** in 1939. Boston won series 4-1, outscoring Toronto 12-6.
- **Boston Bruins** in 1957. Montreal won series 4-1, outscoring Boston 15-6.

FEWEST GOALS, BOTH TEAMS, SIX-GAME SERIES

- 22 – **Dallas Stars (13), Buffalo Sabres (9)** in 1999. Dallas won series 4-2.
- 24 – **New Jersey Devils (15), Dallas Stars (9)** in 2000. New Jersey won series 4-2.

FEWEST GOALS, ONE TEAM, SIX-GAME SERIES

- 9 – **Buffalo Sabres** in 1999. Dallas won series 4-2, outscoring Buffalo 13-9.
- **Dallas Stars** in 2000. New Jersey won series 4-2, outscoring Dallas 15-9.

FEWEST GOALS, BOTH TEAMS, SEVEN-GAME SERIES

- 18 – **Toronto Maple Leafs (9), Detroit Red Wings (9)** in 1945. Toronto won series 4-3.
- 26 – **Detroit Red Wings (14), Montreal Canadiens (12)** in 1954. Detroit won series 4-3.

FEWEST GOALS, ONE TEAM, SEVEN-GAME SERIES

- 8 – **Vancouver Canucks** in 2011. Boston won series 4-3, outscoring Vancouver 23-8.
- 9 – **Detroit Red Wings** in 1945. Toronto won series 4-3, teams tied in scoring 9-9.
- **Toronto Maple Leafs** in 1945. Toronto won series 4-3, teams tied in scoring 9-9.
- 11 – **New Jersey Devils** in 2001. Colorado won series 4-3, outscoring New Jersey 19-11.

MOST GOALS, BOTH TEAMS, ONE GAME

- 15 – **Chicago Black Hawks (8) at Montreal Canadiens (7)** in Game 5, May 8, 1973. Montreal won series 4-2.
- 13 – **Toronto Maple Leafs (4) at Detroit Red Wings (9)** in Game 2, April 7, 1936. Detroit won series 3-1.

MOST GOALS, ONE TEAM, ONE GAME

- 9 – **Detroit Red Wings** in Game 2, April 7, 1936. Toronto 4 at Detroit 9. Detroit won series 3-1.
- **Toronto Maple Leafs** in Game 5, April 14, 1942. Detroit 3 at Toronto 9. Toronto won series 4-3.

MOST GOALS, BOTH TEAMS, ONE PERIOD

- 8 – **Chicago Black Hawks (5), Montreal Canadiens (3)** in 2nd period of Game 5, May 8, 1973. Chicago 8 at Montreal 7. Montreal won series 4-2.
- **Vancouver Canucks (5), New York Rangers (3)** in 3rd period of Game 5, June 9, 1994. Vancouver 6 at NY Rangers 3. NY Rangers won series 4-3.
- 6 – **Toronto Maple Leafs (3), New York Rangers (3)** in 3rd period of Game 3, April 9, 1932. NY Rangers 4 at Toronto 6. Toronto won series 3-0.
- **Montreal Canadiens (4), Calgary Flames (2)** in 1st period of Game 3, May 20, 1986. Calgary 3 at Montreal 5. Montreal won series 4-1.
- **Pittsburgh Penguins (3), Chicago Blackhawks (3)** in 1st period of Game 4, June 1, 1992. Pittsburgh 6 at Chicago 5. Pittsburgh won series 4-0.

MOST GOALS, ONE TEAM, ONE PERIOD

- 5 – **Toronto Maple Leafs** in 2nd period of Game 5, April 14, 1942. Detroit 3 at Toronto 9. Toronto won series 4-3.
- **Chicago Black Hawks** in 2nd period of Game 5, May 8, 1973. Chicago 8 at Montreal 7. Montreal won series 4-2.
- **Vancouver Canucks** in 3rd period of Game 5, June 9, 1994. Vancouver 6 at NY Rangers 3. NY Rangers won series 4-3.

LONGEST OVERTIME

- 55:13 – **Edmonton Oilers 3 at Boston Bruins 2** in Game 1, May 15, 1990. Edmonton's Petr Klima, assisted by Jari Kurri and Craig MacTavish, scored at 15:13 of the 3rd overtime period, 115:13 from the start of game. Edmonton won series 4-1.
- 54:51 – **Dallas Stars 2 at Buffalo Sabres 1** in Game 6, June 19, 1999. Dallas' Brett Hull, assisted by Jere Lehtinen and Mike Modano, scored at 14:51 of the 3rd overtime period, 114:51 from the start of game. Dallas won series 4-2.

SHORTEST OVERTIME

- 0:09 – **Montreal Canadiens 3 at Calgary Flames 2** in Game 2, May 18, 1986. Montreal's Brian Skrudland, assisted by Mike McPhee and Claude Lemieux, scored at 0:09 of the first overtime period. Montreal won series 4-1.
- 0:11 – **Boston Bruins 2 at Vancouver Canucks 3** in Game 2, June 4, 2011. Vancouver's Alex Burrows assisted by Daniel Sedin and Alex Edler, scored at 0:11 of the first overtime period. Boston won series 4-13.
- 0:31 – **Detroit Red Wings 3 at Toronto Maple Leafs 4** in Game 3, April 9, 1936. Toronto's Buzz Boll,

assisted by Red Horner and Art Jackson, scored at 0:31 of the first overtime period. Detroit won series 3-1.

MOST OVERTIME GAMES, ONE SERIES

- 5 – **1951. Toronto Maple Leafs, Montreal Canadiens** in 1951. Toronto won games 1, 3, 4 and 5 on overtimes goals by Sid Smith, Ted Kennedy, Harry Watson and Bill Barilko. Montreal won game 2 on an overtime goal by Maurice Richard. Toronto won series 4-1.

MOST OVERTIME WINS, ONE TEAM, ONE SERIES

- 4 – **Toronto Maple Leafs** in 1951. Sid Smith, Ted Kennedy, Harry Watson and Bill Barilko scored the overtime winners in games 1, 3, 4 and 5, respectively, for Toronto, who won series 4-1 vs. Montreal.

MOST HOME WINS, BOTH TEAMS, ONE SERIES

- 7 – **Detroit Red Wings (4), Montreal Canadiens (3)** in 1955. Detroit won games 1, 2, 5 and 7 at home and Montreal won games 3, 4 and 6 at home. Detroit won series 4-3.
- **Montreal Canadiens (4), Chicago Black Hawks (3)** in 1965. Montreal won games 1, 2, 5 and 7 at home and Chicago won games 3, 4 and 6 at home. Montreal won series 4-3.
 - **New Jersey Devils (4), Mighty Ducks of Anaheim (3)** in 2003. New Jersey won games 1, 2, 5 and 7 at home and Anaheim won games 3, 4 and 6 at home. New Jersey won series 4-3.

MOST HOME WINS, ONE TEAM, ONE SERIES

- 4 – **Detroit Red Wings** in 1955. Detroit won games 1, 2, 5 and 7 in Detroit vs. Montreal Canadiens. Detroit won series 4-3.
- **Montreal Canadiens** in 1965. Montreal won games 1, 2, 5 and 7 in Montreal vs. Chicago Black Hawks. Montreal won series 4-3.
 - **New Jersey Devils** in 2003. New Jersey won games 1, 2, 5 and 7 in New Jersey vs. Mighty Ducks of Anaheim. New Jersey won series 4-3.

MOST ROAD WINS, BOTH TEAMS, ONE SERIES

- 5 – **Toronto Maple Leafs (3), Detroit Red Wings (2)** in 1945. Toronto won games 1, 2 and 7 in Detroit and Detroit won games 4 and 6 in Toronto. Toronto won series 4-3.
- **Montreal Canadiens (3), Detroit Red Wings (2)** in 1966. Montreal won games 3, 4 and 6 in Detroit and Detroit won games 1 and 2 in Montreal. Montreal won series 4-2.
 - **New Jersey Devils (3), Dallas Stars (2)** in 2000. New Jersey won games 3, 4 and 6 in Dallas and Dallas won games 1 and 5 in New Jersey. New Jersey won series 4-2.

MOST ROAD WINS, ONE TEAM, ONE SERIES

- 3 – **Ottawa Senators** in 1921. Ottawa won games 2, 3 and 5 in Vancouver vs. Vancouver Millionaires. All five games were played in Vancouver as per the agreement between the NHL and PCHA. Ottawa won series 3-2.
- **New York Rangers** in 1928. NY Rangers won games 2, 4 and 5 in Montreal vs. Mtl. Maroons. All five games were played in Montreal as the circus occupied Madison Square Garden. NY Rangers won series 3-2.
 - **Toronto Maple Leafs** in 1945. Toronto won games 1, 2 and 7 in Detroit vs. Detroit Red Wings. Toronto won series 4-3.
 - **Montreal Canadiens** in 1966. Montreal won games 3, 4 and 6 in Detroit vs. Detroit Red Wings. Montreal won series 4-2.
 - **Edmonton Oilers** in 1990. Edmonton won games 1, 2 and 5 in Boston vs. Boston Bruins. Edmonton won series 4-1.
 - **New Jersey Devils** in 2000. New Jersey won games 3, 4 and 6 in Dallas vs. Dallas Stars. New Jersey won series 4-2.

MOST CONSECUTIVE FINAL SERIES GAME VICTORIES

- 10 – **Montreal Canadiens**. Streak began May 9, 1976, at Montreal with a 4-3 win vs. Philadelphia in Game 1 and ended May 18, 1978, at Boston with a 4-0 loss in Game 3. Included in the streak were 4 wins vs. Philadelphia in 1976, 4 vs. Boston in 1977 and 2 vs. Boston in 1978.
- 9 – **Toronto Maple Leafs**. Streak began April 19, 1947, at Toronto with a 2-1 win vs. Montreal in

Game 6 and ended when the team failed to advance to 1950 Finals. Included in the streak was 1 win vs. Montreal in 1947, 4 vs. Detroit in 1948 and 4 vs. Detroit in 1949.

- **New York Islanders**. Streak began May 21, 1981, at NY Islanders with a 5-1 win vs. Minnesota in Game 5 and ended May 10, 1984, at NY Islanders with a 1-0 loss to Edmonton in Game 1. Included in the streak was 1 win vs. Minnesota in 1981, 4 vs. Vancouver in 1982 and 4 vs. Edmonton in 1983.

MOST SHUTOUTS, BOTH TEAMS, ONE SERIES

- 5 – **Toronto Maple Leafs (3), Detroit Red Wings (2)** in 1945. Toronto won series 4-3.
- 4 – **New Jersey Devils (3), Mighty Ducks of Anaheim (1)** in 2003. New Jersey won series 4-3.
- 4 – **Vancouver Canucks (2), Boston Bruins (2)** in 2011. Boston won series 4-3.

MOST SHUTOUTS, ONE TEAM, ONE SERIES

- 3 – **Montreal Maroons** in 1926. Mtl. Maroons won series 3-1 vs. Victoria Cougars.
- **Toronto Maple Leafs** in 1945. Toronto won series 4-3 vs. Detroit.
 - **Montreal Canadiens** in 1965. Montreal won series 4-3 vs. Chicago.
 - **New Jersey Devils** in 2003. New Jersey won series 4-3 vs. Anaheim.

MOST PENALTIES, BOTH TEAMS, ONE SERIES

- 142 – **Philadelphia Flyers (75), Boston Bruins (67)** in 1974. Philadelphia won series 4-2.
- 128 – **Philadelphia Flyers (72), New York Islanders (56)** in 1980. NY Islanders won series 4-2.

MOST PENALTIES, ONE TEAM, ONE SERIES

- 75 – **Philadelphia Flyers** in 1974. Philadelphia won series 4-2 vs. Boston.
- 72 – **Philadelphia Flyers** in 1980. Philadelphia lost series 4-2 vs. NY Islanders.

MOST PENALTY MINUTES, BOTH TEAMS, ONE SERIES

- 511 – **Calgary Flames (256), Montreal Canadiens (255)** in 1986. Montreal won series 4-1.
- 395 – **Philadelphia Flyers (219), New York Islanders (176)** in 1980. NY Islanders won series 4-2.

MOST PENALTY MINUTES, ONE TEAM, ONE SERIES

- 256 – **Calgary Flames** in 1986. Calgary lost series 4-1 vs. Montreal.
- 255 – **Montreal Canadiens** in 1986. Montreal won series 4-1 vs. Calgary.

MOST PENALTIES, BOTH TEAMS, ONE GAME

- 43 – **Philadelphia Flyers (22) at Boston Bruins (21)** in Game 5, May 16, 1974. Boston 5, Philadelphia 1. Philadelphia won series 4-2.
- 37 – **Boston Bruins (22) at Montreal Canadiens (15)** in Game 5, May 23, 1978. Montreal 4, Boston 1. Montreal won series 4-2.

MOST PENALTIES, ONE TEAM, ONE GAME

- 22 – **Philadelphia Flyers** in Game 5, May 16, 1974. Philadelphia 1 at Boston 5. Philadelphia won series 4-2.
- **Boston Bruins** in Game 5, May 23, 1978. Boston 1 at Montreal 4. Montreal won series 4-2.

MOST PENALTY MINUTES, BOTH TEAMS, ONE GAME

- 176 – **Calgary Flames (86) at Montreal Canadiens (90)** in Game 4, May 22, 1986. Montreal 1, Calgary 0. Montreal won series 4-1.
- 145 – **Vancouver Canucks (70) at Boston Bruins (75)** in Game 3, June 6, 2011. Boston 8, Vancouver 1. Boston won series 4-3.
- 137 – **Calgary Flames (67) at Tampa Bay Lightning (70)** in Game 2, May 27, 2004. Tampa Bay 4, Calgary 1. Tampa Bay won series 4-3.

MOST PENALTY MINUTES, ONE TEAM, ONE GAME

- 90 – **Montreal Canadiens** in Game 4, May 22, 1986. Calgary 0 at Montreal 1. Montreal won series 4-1.
- 86 – **Calgary Flames** in Game 4, May 22, 1986. Calgary 0 at Montreal 1. Montreal won series 4-1.

MOST PENALTIES, BOTH TEAMS, ONE PERIOD

- 25 – **Calgary Flames (14) at Tampa Bay Lightning (11)** in 3rd period of Game 2, May 27, 2004. Tampa Bay 4, Calgary 1. Tampa Bay won series

4-3.

- 21 – **Boston Bruins (11) at Philadelphia Flyers (10)** in 1st period of Game 4, May 14, 1974. Philadelphia 4, Boston 2. Philadelphia won series 4-2.

MOST PENALTIES, ONE TEAM, ONE PERIOD

- 14 – **Calgary Flames** in 3rd period of Game 2, May 27, 2004. Calgary 1 at Tampa Bay 4. Tampa Bay won series 4-3.
- 11 – **Boston Bruins** in 1st period of Game 4, May 14, 1974. Boston 2 at Philadelphia 4. Philadelphia won series 4-2.
- **Tampa Bay Lightning** in 3rd period of Game 2, May 27, 2004. Calgary 1 at Tampa Bay 4. Tampa Bay won series 4-3.
 - **Boston Bruins** in 3rd period of Game 3, June 6, 2011. Vancouver 1 at Boston 8. Boston won series 3-2.

MOST PENALTY MINUTES, BOTH TEAMS, ONE PERIOD

- 152 – **Calgary Flames (72) at Montreal Canadiens (80)** in 3rd period of Game 4, May 22, 1986. Montreal 1, Calgary 0. Montreal won series 4-1.
- 121 – **Calgary Flames (61) at Tampa Bay Lightning (60)** in 3rd period of Game 2, May 27, 2004. Tampa Bay 4, Calgary 1. Tampa Bay won series 4-3.

MOST PENALTY MINUTES, ONE TEAM, ONE PERIOD

- 80 – **Montreal Canadiens** in 3rd period of Game 4, May 22, 1986. Calgary 0 at Montreal 1. Montreal won series 4-1.
- 72 – **Calgary Flames** in 3rd period of Game 4, May 22, 1986. Calgary 0 at Montreal 1. Montreal won series 4-1.

FEWEST PENALTIES, BOTH TEAMS, ONE SERIES

- 19 – **Detroit Red Wings (10), Toronto Maple Leafs (9)** in 1945. Toronto won series 4-3.

FEWEST PENALTIES, ONE TEAM, ONE SERIES

- 9 – **Toronto Maple Leafs** in 1945. Toronto won series 4-3 vs. Detroit.
- 10 – **Detroit Red Wings** in 1945. Detroit lost series 4-3 vs. Toronto.

FEWEST PENALTY MINUTES, BOTH TEAMS, ONE SERIES

- 41 – **Detroit Red Wings (20), Toronto Maple Leafs (21)** in 1945. Toronto won series 4-3.

FEWEST PENALTY MINUTES, ONE TEAM, ONE SERIES

- 20 – **Detroit Red Wings** in 1945. Detroit lost series 4-3 vs. Toronto.
- 21 – **Toronto Maple Leafs** in 1945. Toronto won series 4-3 vs. Detroit.

FEWEST PENALTIES AND PENALTY MINUTES, BOTH TEAMS, ONE GAME

- 0 – **Toronto Maple Leafs 1 at Detroit Red Wings 0** in Game 6, April 16, 1942. Toronto won series 4-3.

FEWEST PENALTIES AND PENALTY MINUTES, ONE TEAM, ONE GAME

- 0 – **Toronto Maple Leafs** in Game 6, April 16, 1942. Toronto 1 at Detroit 0. Toronto won series 4-3.
- **Detroit Red Wings** in Game 6, April 16, 1942. Toronto 1 at Detroit 0. Toronto won series 4-3.
 - **Detroit Red Wings** in Game 2, April 8, 1945. Detroit 0 at Toronto 2. Toronto won series 4-3.
 - **Toronto Maple Leafs** in Game 3, April 12, 1945. Detroit 0 at Toronto 1. Toronto won series 4-3.
 - **New York Rangers** in Game 2, April 13, 1950. NY Rangers 3, Detroit 1 (at Toronto). Detroit won series 4-3.
 - **Boston Bruins** in Game 5, April 16, 1953. Boston 0 at Montreal 1 (OT). Montreal won series 4-1.
 - **Philadelphia Flyers** in Game 1, May 29, 2010. Philadelphia 5 at Chicago 6. Chicago won series 4-2.

MOST POWER-PLAY GOALS, BOTH TEAMS, ONE SERIES

- 21 – **New York Islanders (15), Philadelphia Flyers (6)** in 1980. NY Islanders won series

4-2.

- 14 – Montreal Canadiens (10), Chicago Black Hawks (4) in 1965. Montreal won series 4-3.

MOST POWER-PLAY GOALS, ONE TEAM, ONE SERIES

- 15 – **New York Islanders** in 1980. NY Islanders won series 4-2 vs. Philadelphia.
10 – Montreal Canadiens in 1965. Montreal won series 4-3 vs. Chicago.

MOST POWER-PLAY GOALS, BOTH TEAMS, ONE GAME

- 5 – seven times.

MOST POWER-PLAY GOALS, ONE TEAM, ONE GAME

- 5 – **New York Islanders**, May 17, 1980, in Game 3 at NY Islanders. NY Islanders 6, Philadelphia 2. NY Islanders won series 4-2.
4 – Toronto Maple Leafs, April 10, 1947, in Game 2 at Montreal. Toronto 4, Montreal 0. Toronto won series 4-2.
– Montreal Canadiens, April 27, 1965, in Game 5 at Montreal. Montreal 6, Chicago 0. Montreal won series 4-3.
– Edmonton Oilers, May 28, 1985, in Game 4 at Edmonton. Edmonton 5, Philadelphia 3. Edmonton won series 4-1.
– Colorado Avalanche, June 6, 1996, in Game 2 at Colorado. Colorado 8, Florida 1. Colorado won series 4-0.

MOST POWER-PLAY GOALS, BOTH TEAMS, ONE PERIOD

- 4 – **Florida Panthers (1)** at **Colorado Avalanche (3)**, in 1st period of Game 2, June 6, 1996. Colorado 8, Florida 1. Colorado won series 4-0.

MOST POWER-PLAY GOALS, ONE TEAM, ONE PERIOD

- 3 – **Montreal Canadiens**, April 6, 1954, in 1st period of Game 2 at Detroit. Montreal 3, Detroit 1. Detroit won series 4-3.
– **New York Rangers**, May 4, 1972, in 1st period of Game 3 at NY Rangers. NY Rangers 5, Boston 2. Boston won series 4-2.
– **Montreal Canadiens**, May 12, 1977, in 1st period of Game 3 at Boston. Montreal 4, Boston 2. Montreal won series 4-0.
– **New York Islanders**, May 17, 1980, in 1st period of Game 3 at NY Islanders. NY Islanders 7, Philadelphia 5. NY Islanders won series 4-2.
– **Colorado Avalanche**, June 6, 1996, in 1st period of Game 2 at Colorado. Colorado 8, Florida 1. Colorado won series 4-0.

MOST SHORTHAND GOALS, BOTH TEAMS, ONE SERIES

- 6 – **Pittsburgh Penguins (3), Minnesota North Stars (3)** in 1991. Pittsburgh won series 4-2.
4 – New York Rangers (4), Toronto Maple Leafs (0) in 1933. NY Rangers won series 3-1.

MOST SHORTHAND GOALS, ONE TEAM, ONE SERIES

- 4 – **New York Rangers** in 1933. NY Rangers won series 3-1 vs. Toronto.
3 – Detroit Red Wings in 1955. Detroit won series 4-3 vs. Montreal.
– Toronto Maple Leafs in 1963. Toronto won series 4-1 vs. Detroit.
– Boston Bruins in 1972. Boston won series 4-2 vs. NY Rangers.
– Edmonton Oilers in 1987. Edmonton won series 4-3 vs. Philadelphia.
– Pittsburgh Penguins in 1991. Pittsburgh won series 4-2 vs. Minnesota.
– Minnesota North Stars in 1991. Minnesota lost series 4-2 vs. Pittsburgh.
– Boston Bruins in 2011. Boston won series 4-3 vs. Vancouver.

MOST SHORTHAND GOALS, BOTH TEAMS, ONE GAME

- 2 – ten times.

MOST SHORTHAND GOALS, ONE TEAM, ONE GAME

- 2 – seven times.

MOST SHORTHAND GOALS, BOTH TEAMS, ONE PERIOD

- 2 – **New York Rangers (0)** at **Boston Bruins (2)**, in 1st period of Game 1, April 30, 1972. Boston 6, NY Rangers 5. Boston won series 4-2.

- **Montreal Canadiens (0)** at **Chicago Black Hawks (2)**, in 1st period of Game 3, May 3, 1973. Chicago 7, Montreal 4. Montreal won series 4-2.
– **Minnesota North Stars (0)** at **New York Islanders (2)**, in 1st period of Game 1, May 12, 1981. NY Islanders 6, Minnesota 3. NY Islanders won series 4-1.
– **Minnesota North Stars (1)** at **Pittsburgh Penguins (1)**, in 2nd period of Game 1, May 15, 1991. Minnesota 5, Pittsburgh 4. Pittsburgh won series 4-2.
– **Carolina Hurricanes (1)** at **Detroit Red Wings (1)**, in 1st period of Game 2, June 6, 2002. Detroit 3, Carolina 1. Detroit won series 4-1.

MOST SHORTHAND GOALS, ONE TEAM, ONE PERIOD

- 2 – **Boston Bruins** in 1st period of Game 1, April 30, 1972. Boston 6, NY Rangers 5. Boston won series 4-2.
– **Chicago Black Hawks** in 1st period of Game 3, May 3, 1973. Chicago 7, Montreal 4. Montreal won series 4-2.
– **New York Islanders** in 1st period of Game 1, May 12, 1981. NY Islanders 6, Minnesota 3. NY Islanders won series 4-1.

FASTEST TWO GOALS, BOTH TEAMS

- 0:10 – **Toronto Maple Leafs** at **Detroit Red Wings** in Game 1, April 5, 1936. Detroit's Wally Kilrea and Toronto's Buzz Boll scored at 12:05 and 12:15 of 1st period, respectively. Detroit 3, Toronto 1. Detroit won series 3-1.
– **Montreal Canadiens** at **Toronto Maple Leafs** in Game 3, April 12, 1947. Toronto's Vic Lynn and Montreal's Leo Gravelle scored at 12:23 and 12:33 of 2nd period, respectively. Toronto 4, Montreal 2. Toronto won series 4-2.
0:13 – Detroit Red Wings at Toronto Maple Leafs in Game 1, April 11, 1964. Detroit's Bruce MacGregor and Toronto's George Armstrong scored at 4:31 and 4:44 of 1st period, respectively. Toronto 3, Detroit 2. Toronto won series 4-3.

FASTEST TWO GOALS, ONE TEAM

- 0:12 – **Montreal Maroons**, April 9, 1935, in Game 3 at Montreal. Mtl. Maroons 4, Toronto 1. Baldy Northcott and Cy Wentworth scored at 16:18 and 16:30 of 2nd period, respectively. Mtl. Maroons won series 3-0.
– **Montreal Canadiens**, April 7, 1955, in Game 3 at Montreal. Montreal 4, Detroit 2. Bernie Geoffrion scored at 8:30 and 8:42 of first period. Detroit won series 4-3.
– **Dallas Stars**, May 30, 2000, in Game 1 at New Jersey. New Jersey 7, Dallas 3. Jon Sim and Kirk Muller scored at 7:43 and 7:55 of third period, respectively. New Jersey won series 4-2.

FASTEST THREE GOALS, BOTH TEAMS

- 0:30 – **Pittsburgh Penguins 6** at **Chicago Blackhawks 5** in Game 4, June 1, 1992. Chicago's Dirk Graham scored at 6:21 of 1st period, Pittsburgh's Kevin Stevens scored at 6:33 and Dirk Graham scored at 6:51. Pittsburgh won series 4-0.
0:31 – Philadelphia Flyers 3 at Edmonton Oilers 4 in Game 3, May 25, 1985. Edmonton's Wayne Gretzky scored at 1:10 and 1:25 of first period and Philadelphia's Derrick Smith scored at 1:41. Edmonton won series 4-1.
1:18 – Calgary Flames 3 at Montreal Canadiens 5 in Game 3, May 20, 1986. Calgary's Joel Otto scored at 17:59 of first period, and Montreal's Bobby Smith at 18:25 and Mats Naslund at 19:17. Montreal won series 4-1.

FASTEST THREE GOALS, ONE TEAM

- 0:56 – **Montreal Canadiens**, April 6, 1954, in Game 2 at Detroit. Montreal 3, Detroit 1. Dickie Moore scored at 15:03 of first period, and Maurice Richard scored at 15:28 and 15:59. Detroit won series 4-3.
1:08 – Montreal Canadiens, May 20, 1986, in Game 3 at Montreal. Montreal 5, Calgary 3. Bobby Smith scored at 18:25 of first period, Mats Naslund at 19:17 and Bob Gainey at 19:33.

Montreal won series 4-1.

FASTEST FOUR GOALS, BOTH TEAMS

- 1:34 – **Calgary Flames 3** at **Montreal Canadiens 5** in Game 3, May 20, 1986. Calgary's Joel Otto scored at 17:59 of 1st period, Montreal's Bobby Smith at 18:25, Mats Naslund at 19:17 and Bob Gainey at 19:33. Montreal won series 4-1.
2:54 – New York Rangers 4 at Toronto Maple Leafs 6 in Game 3, April 9, 1932. NY Rangers' Bun Cook scored at 16:32 of 3rd period, Toronto's Bob Gracie at 17:36 and NY Rangers' Frank Boucher at 18:26 and 19:26. Toronto won series 3-0.

FASTEST FOUR GOALS, ONE TEAM

- 5:29 – **Montreal Canadiens**, March 31, 1956, in Game 1 at Montreal. Montreal 6, Detroit 4. Jackie Leclair scored at 5:20 of 3rd period, Bernie Geoffrion at 6:20, Jean Beliveau at 7:31 and Claude Provost at 10:49. Montreal won series 4-1.
5:57 – Montreal Canadiens, April 29, 1973, in Game 1 at Montreal. Montreal 8, Chicago 3. Jacques Lemaire scored at 8:38 of 3rd period, Pete Mahovlich at 12:36, Frank Mahovlich at 13:34 and Chuck Lefley at 14:35. Montreal won series 4-2.

FASTEST FIVE GOALS, BOTH TEAMS

- 4:20 – **New York Rangers 4** at **Toronto Maple Leafs 6** in Game 3, April 9, 1932. Toronto's Ace Bailey scored at 15:07 of 1st period, NY Rangers' Bun Cook at 16:34, Toronto's Bob Gracie at 17:36 and NY Rangers' Frank Boucher at 18:24 and 19:27. Toronto won series 3-0.
5:34 – Dallas Stars 3 at New Jersey Devils 7 in Game 1, May 30, 2000. New Jersey's Sergei Brylin scored at 2:21 of the 3rd period, Petr Sykora at 3:02 and Jason Arnott at 5:12. Dallas' Jon Sim at 7:43 and Kirk Muller at 7:55. New Jersey won series 4-2.

FASTEST FIVE GOALS, ONE TEAM

- 10:19 – **Edmonton Oilers**, May 15, 1984, in Game 3 at Edmonton. Edmonton 7, NY Islanders 2. Glenn Anderson scored at 19:12 of 2nd period, Paul Coffey at 19:29, Mark Messier at 5:32 of 3rd period, Kevin McClelland at 5:52 and Dave Semenko at 9:41. Edmonton won series 4-1.
14:20 – New York Islanders, May 12, 1983, in Game 2 at Edmonton. NY Islanders 6, Edmonton 3. Tomas Jonsson scored at 14:21 of 2nd period, Bob Nystrom at 17:55, Mike Bossy at 19:17, Bob Bourne at 8:03 of 3rd period, and Brent Sutter at 8:41. NY Islanders won series 4-0.

Individual Records

Note: Statistics from the suspended game in 1988 Final have not been included in the compilation of categories in the Team Records section, but are included in the Individual Records section.

MOST YEARS IN FINALS

- 12 – **Maurice Richard**, Montreal (1944-46-47-51-52-53-54-56-57-58-59-60)
– **Red Kelly**, Detroit (1948-49-50-52-54-55-56), Toronto (1960-62-63-64-67)
– **Jean Beliveau**, Montreal (1954-55-56-57-58-60-65-66-67-68-69-71)
– **Henri Richard**, Montreal (1956-57-58-59-60-65-66-67-68-69-71-73)
11 – Bert Olmstead, Montreal (1951-52-53-54-55-56-57-58), Toronto (1959-60-62)
– Doug Harvey, Montreal (1951-52-53-54-55-56-57-58-59-60), St. Louis (1968)
– Jean-Guy Talbot, Montreal (1956-57-58-59-60-65-66-67), St. Louis (1968-69-70)
10 – Bernie Geoffrion, Montreal (1951-52-53-54-55-56-57-58-59-60)
– Tom Johnson, Montreal (1951-52-53-54-55-56-57-58-59-60)
– Gordie Howe, Detroit (1948-49-52-54-55-56-61-63-64-66)
– Dickie Moore, Montreal (1952-53-54-55-56-57-58-59-60), St. Louis (1968)
– Claude Provost, Montreal (1956-57-58-59-60-65-66-67-68-69)
– Jacques Plante, Montreal (1953-54-55-56-57-58-59-60), St. Louis (1969-70)

- Yvan Cournoyer, Montreal (1965-66-67-68-69-71-73-76-77-78)

MOST CONSECUTIVE YEARS IN FINALS

- 10** – **Bernie Geoffrion**, Montreal (1951-60 inclusive)
- **Doug Harvey**, Montreal (1951-60 inclusive)
- **Tom Johnson**, Montreal (1951-60 inclusive)
- **Bert Olmstead**, Montreal (1951-58 inclusive), Toronto (1959-60)
- 9 – **Dickie Moore**, Montreal (1952-60 inclusive)
- 8 – **Floyd Curry**, Montreal (1951-58 inclusive)
- 7 – **Dollard St. Laurent**, Montreal (1952-58 inclusive)

MOST GAMES PLAYED IN FINALS

- 65** – **Red Kelly**, Detroit (37), Toronto (28)
- **Henri Richard**, Montreal
- 64 – **Jean Beliveau**, Montreal
- 59 – **Maurice Richard**, Montreal
- 56 – **Bert Olmstead**, Montreal (43), Toronto (13)
- 55 – **Gordie Howe**, Detroit
- **Jean-Guy Talbot**, Montreal (43), St. Louis (12)

MOST CONSECUTIVE GAMES IN FINALS

- 53** – **Bernie Geoffrion**, Montreal (Game 1 in 1951 through Game 4 in 1960)
- 48 – **Dickie Moore**, Montreal (Game 1 in 1952 through Game 4 in 1960)
- 41 – **Floyd Curry**, Montreal (Game 1 in 1951 through Game 3 in 1958)
- 40 – **Bert Olmstead**, Montreal (Game 1 in 1951 through Game 2 in 1958)
- 38 – **Tom Johnson**, Montreal (Game 1 in 1951 through Game 5 in 1957)

MOST CAREER POINTS IN FINALS

- 62** – **Jean Beliveau**, Montreal (30G-32A in 64 games)
- 53 – **Wayne Gretzky**, Edmonton (16G-30A in 26 games), Los Angeles (2G-5A in 5 games), (18G-35A in 31 games overall)
- 50 – **Gordie Howe**, Detroit (18G-32A in 55 games)
- 47 – **Henri Richard**, Montreal (21G-26A in 65 games)
- 46 – **Maurice Richard**, Montreal (34G-12A in 59 games)
- **Bernie Geoffrion**, Montreal (24G-22A in 53 games)

MOST CAREER GOALS IN FINALS

- 34** – **Maurice Richard**, Montreal (59 games)
- 30 – **Jean Beliveau**, Montreal (64 games)
- 24 – **Bernie Geoffrion**, Montreal (53 games)
- 21 – **Henri Richard**, Montreal (65 games)
- **Yvan Cournoyer**, Montreal (50 games)
- 19 – **Jacques Lemaire**, Montreal (40 games)

MOST CAREER ASSISTS IN FINALS

- 35** – **Wayne Gretzky**, Edmonton (30A in 26 games), Los Angeles (5A in 5 games), (31 games overall)
- 32 – **Gordie Howe**, Detroit (55 games)
- **Jean Beliveau**, Montreal (64 games)
- 31 – **Doug Harvey**, Montreal (30A in 52 games) and St. Louis (1A in 2 games), (54 games overall)
- 26 – **Henri Richard**, Montreal (65 games)

MOST CAREER GAME-WINNING GOALS IN FINALS

- 9** – **Jean Beliveau**, Montreal
- 8 – **Maurice Richard**, Montreal
- 6 – **Bernie Geoffrion**, Montreal
- **Yvan Cournoyer**, Montreal

MOST CAREER OVERTIME GOALS IN FINALS

- 3** – **Maurice Richard**, Montreal (1 in 1946, 1 in 1951, 1 in 1958)
- 2 – **Don Raleigh**, NY Rangers (2 in 1950)
- **Jacques Lemaire**, Montreal (1 in 1968, 1 in 1977)
- **John LeClair**, Montreal (2 in 1993)

MOST CAREER OVERTIME ASSISTS IN FINALS

- 2** – **Doc Romnes**, Chicago (2 in 1934)
- **Butch Bouchard**, Montreal (1 in 1944, 1 in 1946)
- **Ed Slowinski**, NY Rangers (2 in 1950)
- **Harry Watson**, Toronto (1 in 1947, 1 in 1951)
- **Tod Sloan**, Toronto (2 in 1951)
- **Guy Lafleur**, Montreal (1 in 1977, 1 in 1979)
- **John Tonelli**, NY Islanders (2 in 1980)

MOST CAREER OVERTIME POINTS IN FINALS

- 4** – **Maurice Richard**, Montreal (3G-1A)
- 3 – **Doc Romnes**, Chicago (0G-2A) and Toronto (1G-0A) (1G-2A overall)
- **Harry Watson**, Toronto (1G-2A)
- **Guy Lafleur**, Montreal (1G-2A)

MOST CAREER POWER-PLAY GOALS IN FINALS

- 11** – **Jean Beliveau**, Montreal
- 10 – **Bernie Geoffrion**, Montreal

- 8 – **Yvan Cournoyer**, Montreal
- **Mike Bossy**, NY Islanders
- 7 – **Alex Delvecchio**, Detroit

MOST CAREER POWER-PLAY ASSISTS IN FINALS

- 16** – **Jean Beliveau**, Montreal
- 14 – **Gordie Howe**, Detroit
- **Wayne Gretzky**, Edmonton (11), Los Angeles (3)
- 12 – **Doug Harvey**, Montreal (11), St. Louis (1)
- **Denis Potvin**, NY Islanders

MOST CAREER POWER-PLAY POINTS IN FINALS

- 27** – **Jean Beliveau**, Montreal (11G-16A)
- 19 – **Mike Bossy**, NY Islanders (8G-11A)
- **Wayne Gretzky**, Edmonton (5G-11A), Los Angeles (0G-3A) (5G-14A overall)
- 18 – **Bernie Geoffrion**, Montreal (10G-8A)
- **Gordie Howe**, Detroit (4G-14A)
- **Yvan Cournoyer**, Montreal (8G-10A)
- **Denis Potvin**, NY Islanders (6G-12A)

MOST CAREER SHORTHAND GOALS IN FINALS

- 2** – **Cecil Dillon**, NY Rangers (2 in 1933)
- **Dave Keon**, Toronto (2 in 1963)
- **Bob Pulford**, Toronto (2 in 1964)
- **Marcel Pronovost**, Detroit (1 in 1955), Toronto (1 in 1967)
- **Serge Savard**, Montreal (2 in 1968)
- **Derek Sanderson**, Boston (1 in 1970, 1 in 1972)
- **Pete Mahovlich**, Montreal (1 in 1971, 1 in 1973)
- **Kevin Lowe**, Edmonton (2 in 1987)
- **Mario Lemieux**, Pittsburgh (2 in 1991)
- **Kirk Maltby**, Detroit (1 in 1997, 1 in 2002)

MOST CAREER SHORTHAND ASSISTS IN FINALS

- 4** – **Bobby Orr**, Boston (2 in 1970, 1 in 1972, 1 in 1974)
- 2 – **George Armstrong**, Toronto (2 in 1963)
- **Allan Stanley**, Toronto (1 in 1963, 1 in 1964)
- **Claude Provost**, Montreal (1 in 1968, 1 in 1969)
- **Bob Bourne**, NY Islanders (1 in 1980, 1 in 1982)
- **Wayne Gretzky**, Edmonton (2 in 1987)
- **Kris Draper**, Detroit (1 in 1997, 1 in 2002)

MOST CAREER SHORTHAND POINTS IN FINALS

- 4** – **Bobby Orr**, Boston (0G-4A)

MOST CAREER PENALTY MINUTES IN FINALS

- 94** – **Gordie Howe**, Detroit (55 games)
- 87 – **Kevin McClelland**, Edmonton (22 games)
- 86 – **Duane Sutter**, NY Islanders (24 games)
- 83 – **Maurice Richard**, Montreal (59 games)
- 79 – **Wayne Cashman**, Boston (26 games)

MOST PENALTY MINUTES, ONE GAME

- 29** – **Kevin McClelland**, Edmonton, in Game 5, May 30, 1985, at Edmonton vs. Philadelphia. McClelland was assessed 2 minors, 1 major, 1 misconduct and 1 game misconduct. Edmonton won 8-3.
- 27 – **Claude Lemieux**, Montreal, in Game 4, May 22, 1986, at Montreal vs. Calgary. Lemieux was assessed 1 minor, 1 major, 1 misconduct and 1 game misconduct. Montreal won 1-0.

MOST PENALTY MINUTES, ONE PERIOD

- 25** – **Kevin McClelland**, Edmonton, May 30, 1985 at Edmonton vs. Philadelphia, third period, Game 5. McClelland was assessed 1 major, 1 misconduct and 1 game misconduct. Edmonton won 8-3.
- **Claude Lemieux**, Montreal, May 22, 1986 at Montreal vs. Calgary, third period, Game 4. Lemieux was assessed 1 major, 1 misconduct and 1 game misconduct. Montreal won 1-0.

MOST CAREER SHUTOUTS IN FINALS

- 8** – **Clint Benedict**, Ottawa (1 in 1920, 2 in 1921, 1 in 1923), Mtl. Maroons (3 in 1926, 1 in 1928)
- 4 – **Turk Broda**, Toronto (1 in 1940, 1 in 1942, 1 in 1947, 1 in 1948)
- **Jacques Plante**, Montreal (1 in 1956, 1 in 1957, 1 in 1958, 1 in 1960)
- **Patrick Roy**, Montreal (1 in 1986), Colorado (1 in 1996, 2 in 2001)
- 3 – **Frank McCool**, Toronto (3 in 1945)
- **Harry Lumley**, Detroit (2 in 1945, 1 in 1950)
- **Gerry McNeil**, Montreal (2 in 1953, 1 in 1954)
- **Terry Sawchuk**, Detroit (2 in 1952, 1 in 1954)
- **Gump Worsley**, Montreal (2 in 1965, 1 in 1968)
- **Martin Brodeur**, New Jersey (3 in 2003)
- **Chris Osgood**, Detroit (2 in 2008, 1 in 2009)

MOST CAREER GAMES PLAYED BY A GOALTENDER IN FINALS

- 41** – **Jacques Plante**, Montreal (38), St. Louis (3)
- 38 – **Turk Broda**, Toronto
- 37 – **Terry Sawchuk**, Detroit (33), Toronto (4)
- 32 – **Glenn Hall**, Detroit (5), Chicago (19), St. Louis (8)
- **Ken Dryden**, Montreal

MOST CAREER MINUTES PLAYED BY A GOALTENDER IN FINALS

- 2,443** – **Jacques Plante**, Montreal (2,279), St. Louis (164)
- 2,369 – **Turk Broda**, Toronto
- 2,185 – **Terry Sawchuk**, Detroit (1,960), Toronto (225)
- 1,947 – **Ken Dryden**, Montreal
- 1,844 – **Glenn Hall**, Detroit (300), Chicago (1,060), St. Louis (484)

MOST YEARS BY A GOALTENDER IN FINALS

- 10** – **Jacques Plante**, Montreal (8), St. Louis (2)
- 8 – **Turk Broda**, Toronto
- 7 – **Terry Sawchuk**, Detroit (6), Toronto (1)
- **Glenn Hall**, Detroit (1), Chicago (3), St. Louis (3)
- 6 – **Johnny Bower**, Toronto
- **Ken Dryden**, Montreal

MOST CONSECUTIVE YEARS BY A GOALTENDER IN FINALS

- 8** – **Jacques Plante**, Montreal (1953-60 inclusive)
- 5 – **Billy Smith**, NY Islanders (1980-84 inclusive)

MOST CAREER WINS BY A GOALTENDER IN FINALS

- 25** – **Jacques Plante**, Montreal
- 24 – **Ken Dryden**, Montreal
- 21 – **Turk Broda**, Toronto
- 19 – **Terry Sawchuk**, Detroit (17), Toronto (2)
- 18 – **Patrick Roy**, Montreal (10), Colorado (8)

MOST CONSECUTIVE WINS BY A GOALTENDER IN FINALS

- 10** – **Ken Dryden**, Montreal. Streak began May 9, 1976, at Montreal with a 4-3 win vs. Philadelphia in Game 1 and ended May 18, 1978, at Boston with a 4-0 loss in Game 3. Included were four wins vs. Philadelphia in 1976, four vs. Boston in 1977 and two vs. Boston in 1978.
- 9 – **Turk Broda**, Toronto. Streak began April 19, 1947, at Toronto with a 2-1 win vs. Montreal in Game 6 and ended when the team failed to advance to the 1950 Finals. Included was one win vs. Montreal in 1947, four wins vs. Detroit in 1948 and four vs. Detroit in 1949.
- **Billy Smith**, NY Islanders. Streak began May 21, 1981, at NY Islanders with a 5-1 win vs. Minnesota in Game 5 and ended May 10, 1984, at NY Islanders with a 1-0 loss to Edmonton in Game 1. Included was one win vs. Minnesota in 1981, four wins vs. Vancouver in 1982 and four vs. Edmonton in 1983.

LOWEST CAREER GOALS-AGAINST AVERAGE (MINIMUM 15 GAMES PLAYED)

- 1.55** – **Clint Benedict**, Ottawa, Mtl. Maroons (25 games)
- 1.67 – **Chris Osgood**, Detroit (18 games)
- 1.82 – **Gump Worsley**, Montreal (16 games)
- 1.86 – **Gerry McNeil**, Montreal (15 games)
- 1.87 – **Martin Brodeur**, New Jersey (24 games)

HIGHEST CAREER WINNING PERCENTAGE (MINIMUM 15 GAMES PLAYED)

- .750** – **Ken Dryden**, Montreal (24-8)
- .739 – **Billy Smith**, NY Islanders (17-6)
- .737 – **Grant Fuhr**, Edmonton (14-5)
- .733 – **Gump Worsley**, Montreal (11-4)
- .667 – **Bill Durnan**, Montreal (10-5)
- **Patrick Roy**, Montreal, Colorado (18-9)

MOST POINTS, ONE SERIES

- 13** – **Wayne Gretzky**, Edmonton (3G-10A in 4 games plus suspended game), in 1988.
- 12 – **Gordie Howe**, Detroit, (5G-7A in 7 games), in 1955.
- **Yvan Cournoyer**, Montreal (6G-6A in 6 games), in 1973.
- **Jacques Lemaire**, Montreal (3G-9A in 6 games), in 1973.
- **Mario Lemieux**, Pittsburgh (5G-7A in 5 games), in 1991.
- **Danny Briere**, Philadelphia (3G-9A in 6 games), in 2010.
- 11 – **Ted Lindsay**, Detroit (5G-6A in 7 games), in 1955.
- **Frank Mahovlich**, Montreal

- (5G-6A in 6 games), in 1973.
- Mike Bossy, NY Islanders (4G-7A in 6 games), in 1980.
- Wayne Gretzky, Edmonton (7G-4A in 5 games), in 1985.
- Paul Coffey, Edmonton (3G-8A in 5 games), in 1985.
- Wayne Gretzky, Edmonton (2G-9A in 7 games), in 1987.
- Brian Leetch, NY Rangers (5G-6A in 7 games), in 1994.

MOST POINTS, FOUR-GAME SERIES

- 13 – **Wayne Gretzky**, Edmonton (3G-10A in 4 games plus suspended game) in 1988.
- 9 – Guy Lafleur, Montreal (2G-7A in 4 games) in 1977.
- Denis Potvin, NY Islanders (2G-7A in 4 games) in 1982.

MOST POINTS, FIVE-GAME SERIES

- 11 – **Wayne Gretzky**, Edmonton (7G-4A in 5 games) in 1985.
- **Paul Coffey**, Edmonton (3G-8A in 5 games) in 1985.
- 10 – Alf Skinner, Toronto Arenas (8G-2A in 5 games) in 1918.
- Mickey MacKay, Vancouver Millionaires (5G-5A in 5 games) in 1918.
- Frank Foyston, Seattle Metropolitans (9G-1A in 5 games) in 1919.
- Babe Dye, Toronto St. Patricks (9G-1A in 5 games) in 1922.
- Jean Beliveau, Montreal (7G-3A in 5 games) in 1956.

MOST POINTS, SIX-GAME SERIES

- 12 – **Yvan Cournoyer**, Montreal (6G-6A in 6 games) in 1973.
- **Jacques Lemaire**, Montreal (3G-9A in 6 games) in 1973.
- **Mario Lemieux**, Pittsburgh (5G-7A in 6 games) in 1991.
- **Danny Briere**, Philadelphia (3G-9A in 6 games) in 2010.
- 11 – Frank Mahovlich, Montreal (5G-6A in 6 games) in 1973.
- Mike Bossy, NY Islanders (4G-7A in 6 games) in 1980.

MOST POINTS, SEVEN-GAME SERIES

- 12 – **Gordie Howe**, Detroit (5G-7A in 7 games) in 1955.
- 11 – Ted Lindsay, Detroit (5G-6A in 7 games) in 1955.
- Wayne Gretzky, Edmonton (2G-9A in 7 games) in 1987.
- Brian Leetch, NY Rangers (5G-6A in 7 games) in 1994.

MOST POINTS BY A DEFENSEMAN, ONE SERIES

- 11 – **Paul Coffey**, Edmonton (3G-8A in 5 games) in 1985.
- **Brian Leetch**, NY Rangers (5G-6A in 7 games) in 1994.
- 10 – Larry Murphy, Pittsburgh (1G-9A in 6 games) in 1991.
- 9 – Denis Potvin, NY Islanders (5G-4A in 6 games) in 1980.
- Denis Potvin, NY Islanders (2G-7A in 4 games) in 1982.
- Al MacInnis, Calgary (5G-4A in 6 games) in 1989.

MOST POINTS BY A ROOKIE, ONE SERIES

- 7 – **Roy Conacher**, Boston, (5G-2A in 5 games) in 1939.
- **Ralph Backstrom**, Montreal, (3G-4A in 5 games) in 1959.
- **Brad Marchand**, Boston, (5G-2A in 7 games) in 2011.
- 6 – Johnny Gagnon, Montreal, (4G-2A in 5 games) in 1931.
- Brian Propp, Philadelphia, (3G-3A in 6 games) in 1980.

MOST GOALS, ONE SERIES

- 9 – **Cyclone Taylor**, Vancouver Millionaires (5 games) in 1918.
- **Frank Foyston**, Seattle Metropolitans (5 games) in 1919.
- **Babe Dye**, Toronto St. Patricks, (5 games) in 1922.
- 8 – Alf Skinner, Toronto Arenas, (5 games) in 1918.
- 7 – Jean Beliveau, Montreal (5 games) in 1956.
- Mike Bossy, NY Islanders (4 games) in 1982.
- Wayne Gretzky, Edmonton (5 games) in 1985.

MOST GOALS, FOUR-GAME SERIES

- 7 – **Mike Bossy**, NY Islanders in 1982.
- 6 – Nels Stewart, Mtl. Maroons in 1926.
- John Bucyk, Boston in 1970.
- Esa Tikkanen, Edmonton in 1988.

MOST GOALS, FIVE-GAME SERIES

- 9 – **Cyclone Taylor**, Vancouver Millionaires in 1918.
- **Frank Foyston**, Seattle Metropolitans in 1919.
- **Babe Dye**, Toronto St. Patricks in 1922.
- 8 – Alf Skinner, Toronto Arenas in 1918.
- 7 – Jean Beliveau, Montreal in 1956.
- Wayne Gretzky, Edmonton in 1985.

MOST GOALS, SIX-GAME SERIES

- 6 – **Yvan Cournoyer**, Montreal in 1973.
- 5 – Bernie Geoffrion, Montreal in 1958.
- Ken Hodge, Boston in 1972.
- Pit Martin, Chicago in 1973.
- Frank Mahovlich, Montreal in 1973.
- Denis Potvin, NY Islanders in 1980.
- Al MacInnis, Calgary in 1989.
- Joe Mullen, Calgary in 1989.

MOST GOALS, SEVEN-GAME SERIES

- 6 – **Alex Delvecchio**, Detroit in 1955.
- **Bernie Geoffrion**, Montreal in 1955.

MOST GOALS BY A DEFENSEMAN, ONE SERIES

- 5 – **Denis Potvin**, NY Islanders (6 games), in 1980.
- **Al MacInnis**, Calgary (6 games), in 1989.
- **Brian Leetch**, NY Rangers (7 games), in 1994.
- 4 – Bobby Orr, Boston (6 games), in 1972.
- Brad Park, Boston (6 games), in 1978.

MOST GOALS BY A ROOKIE, ONE SERIES

- 5 – **Roy Conacher**, Boston (5 games), in 1939.
- **Brad Marchand**, Boston, (7 games) in 2011.
- 4 – Johnny Gagnon, Montreal (5 games), in 1931.

MOST ASSISTS, ONE SERIES

- 10 – **Wayne Gretzky**, Edmonton (4 games plus suspended game), in 1988.
- 9 – Jacques Lemaire, Montreal (6 games), in 1973.
- Wayne Gretzky, Edmonton (7 games), in 1987.
- Larry Murphy, Pittsburgh (6 games), in 1991.
- Danny Briere, Philadelphia (6 games), in 2010.
- 8 – Billy Taylor, Toronto (7 games), in 1942.
- Bert Olmstead, Montreal (5 games), in 1956.
- Phil Esposito, Boston (6 games), in 1972.
- Pat Stapleton, Chicago (6 games), in 1973.
- Paul Coffey, Edmonton (5 games), in 1985.

MOST ASSISTS, FOUR-GAME SERIES

- 10 – **Wayne Gretzky**, Edmonton (4 games plus suspended game), in 1988.
- 7 – Guy Lafleur, Montreal in 1977.
- Denis Potvin, NY Islanders in 1982.
- 6 – Bernie Geoffrion, Montreal in 1960.
- Phil Esposito, Boston in 1970.
- Rick Tocchet, Pittsburgh in 1992.

MOST ASSISTS, FIVE-GAME SERIES

- 8 – **Bert Olmstead**, Montreal in 1956.
- **Paul Coffey**, Edmonton in 1985.
- 7 – Bill Cowley, Boston in 1939.

MOST ASSISTS, SIX-GAME SERIES

- 9 – **Jacques Lemaire**, Montreal in 1973.
- **Larry Murphy**, Pittsburgh in 1991.
- **Danny Briere**, Philadelphia in 2010.
- 8 – Phil Esposito, Boston in 1972.
- Pat Stapleton, Chicago in 1973.

MOST ASSISTS, SEVEN-GAME SERIES

- 9 – **Wayne Gretzky**, Edmonton in 1987.
- 8 – Billy Taylor, Toronto in 1942.

MOST ASSISTS BY A DEFENSEMAN, ONE SERIES

- 9 – **Larry Murphy**, Pittsburgh (6 games), in 1991.
- 8 – Pat Stapleton, Chicago (6 games), in 1973.
- Paul Coffey, Edmonton (5 games), in 1985.
- 7 – Denis Potvin, NY Islanders (4 games), in 1982.

MOST ASSISTS BY A ROOKIE, ONE SERIES

- 5 – **Jaromir Jagr**, Pittsburgh (6 games), in 1991.
- 4 – Ralph Backstrom, Montreal (5 games), in 1959.
- Lars Molin, Vancouver (4 games), in 1982.
- Derrick Smith, Philadelphia (5 games), in 1985.
- 3 – Brian Propp, Philadelphia (6 games), in 1980.
- Dino Ciccarelli, Minnesota (5 games), in 1981.
- Billy Carroll, NY Islanders (5 games), in 1981.
- Pat Flatley, NY Islanders (5 games), in 1984.
- Janne Niinimaa, Philadelphia (4 games), in 1997.
- Mike Rupp, New Jersey (7 games), in 2003.

MOST OVERTIME GOALS, ONE SERIES

- 2 – **Don Raleigh**, NY Rangers (7 games), in 1950.
- **John LeClair**, Montreal (5 games), in 1993.

MOST POWER-PLAY GOALS, ONE SERIES

- 4 – **Jean Beliveau**, Montreal (7 games), in 1965.
- **Mike Bossy**, NY Islanders (6 games), in 1980.
- 3 – Sid Smith, Toronto (4 games), in 1949.
- Bernie Geoffrion, Montreal (7 games), in 1955.
- Dick Duff, Montreal (4 games), in 1969.
- Steve Shutt, Montreal (4 games), in 1976.
- Denis Potvin, NY Islanders (6 games), in 1980.
- Mike Bossy, NY Islanders (4 games), in 1982.
- Clark Gillies, NY Islanders (5 games), in 1984.
- Joe Mullen, Calgary (6 games), in 1989.

MOST POWER-PLAY ASSISTS, ONE SERIES

- 6 – **Mike Bossy**, NY Rangers (4 games), in 1980.
- **Wayne Gretzky**, Edmonton (4 games plus suspended game), in 1988.

MOST SHORTHAND GOALS, ONE SERIES

- 2 – **Cecil Dillon**, NY Rangers (4 games), in 1933.
- **Dave Keon**, Toronto (5 games), in 1963.
- **Bob Pulford**, Toronto (7 games), in 1964.
- **Serge Savard**, Montreal (4 games), in 1968.
- **Kevin Lowe**, Edmonton (7 games), in 1987.

MOST PENALTY MINUTES, ONE SERIES

- 53 – **Mel Bridgman**, Philadelphia (6 games), in 1980.
- 49 – Chris Nilan, Montreal (3 games), in 1986.
- 44 – Eddie Gerard, Ottawa (2 games), in 1921
- 43 – Brad Marsh, Philadelphia (5 games), in 1985.
- Tim Hunter, Calgary (5 games), in 1986.

MOST SHUTOUTS BY A GOALTENDER, ONE SERIES

- 3 – **Clint Benedict**, Mtl. Maroons (4 games), in 1926
- **Frank McCool**, Toronto (7 games), in 1945.
- **Martin Brodeur**, New Jersey (7 games), in 2003.

MOST MINUTES PLAYED BY A GOALTENDER, ONE SERIES

- 459 – **Harry Lumley**, Detroit (7 games), in 1950.
- **Chuck Rayner**, NY Rangers (7 games), in 1950.
- 455 – Nikolai Khabibulin, Tampa Bay (7 games), in 2004.
- 454 – Miikka Kiprusoff, Calgary (7 games), in 2004.

LONGEST SHUTOUT SEQUENCE BY A GOALTENDER

- 188:35 – **Frank McCool**, Toronto, in 1945. McCool posted shutouts in each of the first three games against Detroit and did not allow a goal until 8:35 of the first period in Game 4.
- 166:03 – Dominik Hasek, Detroit, in 2002. Hasek did not allow a Carolina goal from 7:34 of the third period in Game 3 through to 18:50 of the second period in Game 5. NOTE: Game 3 was decided by a Igor Larionov goal at 14:47 of the third overtime period.

FEWEST GOALS ALLOWED BY A GOALTENDER, ONE SERIES (MINIMUM 4 GAMES PLAYED)

- 2 – **Terry Sawchuk**, Detroit (4 games), in 1952.
- 3 – Clint Benedict, Mtl. Maroons (4 games), in 1926
- Alec Connell, Ottawa (4 games), in 1927
- Rogie Vachon, Montreal (4 games), in 1969.

MOST GOALS ALLOWED BY A GOALTENDER, ONE SERIES

- 32 – **Tony Esposito**, Chicago (6 games), in 1973.
 25 – **Johnny Mowers**, Detroit (7 games), in 1942.

MOST GOALS, ONE GAME

- 4 – **Newsy Lalonde**, Montreal, in Game 2, March 22, 1919. Montreal 4 at Seattle 2.
 – **Babe Dye**, Toronto, in Game 5, March 28, 1922. Vancouver 1 at Toronto 5.
 – **Ted Lindsay**, Detroit, in Game 2, April 5, 1955. Montreal 1 at Detroit 7.
 – **Maurice Richard**, Montreal, in Game 1, April 6, 1957. Boston 1 at Montreal 5.

MOST ASSISTS, ONE GAME

- 4 – **Eddie Bush**, Detroit, in Game 3, April 9, 1942. Toronto 2 at Detroit 5.
 – **Sid Abel**, Detroit, in Game 1, April 1, 1943. Boston 2 at Detroit 6.
 – **Toe Blake**, Montreal, in Game 4, April 13, 1944. Chicago 4 at Montreal 5.
 – **Dutch Reibel**, Detroit, in Game 2, April 5, 1955. Montreal 1 at Detroit 7.
 – **Brad Maxwell**, Minnesota, in Game 4, May 19, 1981. NY Islanders 2 at Minnesota 4.
 – **Brian Propp**, Philadelphia, in Game 5, May 26, 1987. Philadelphia 4 at Edmonton 3.
 – **Wayne Gretzky**, Edmonton, in Game 3, May 22, 1988. Edmonton 6 at Boston 3.
 – **Larry Murphy**, Pittsburgh, in Game 5, May 23, 1991. Minnesota 4 at Pittsburgh 6.
 – **Joe Sakic**, Colorado, in Game 2, June 6, 1996. Florida 1 at Colorado 8.

MOST POINTS, ONE GAME

- 5 – **Eddie Bush** (1G-4A), Detroit, in Game 3, April 9, 1942. Toronto 2 at Detroit 5.
 – **Syl Apps** (2G-3A), Toronto, in Game 5, April 14, 1942. Detroit 3 at Toronto 9.
 – **Don Metz** (3G-2A), Toronto, in Game 5, April 14, 1942. Detroit 3 at Toronto 9.
 – **Sid Abel** (1G-4A), Detroit, in Game 1, April 1, 1943. Boston 2 at Detroit 6.
 – **Toe Blake** (1G-4A), Montreal, in Game 4, April 13, 1944. Chicago 4 at Montreal 5.
 – **Jari Kurri** (3G-2A), Edmonton, in Game 2, May 18, 1990. Edmonton 7 at Boston 2.

MOST POWER-PLAY GOALS, ONE GAME

- 3 – **Sid Smith**, Toronto, in Game 2, April 10, 1949. Detroit 1 at Toronto 3.

MOST SHORTHAND GOALS, ONE GAME

- 2 – **Dave Keon**, Toronto, in Game 5, April 18, 1963. Detroit 1 at Toronto 3.

MOST GOALS, ONE PERIOD

- 3 – **Busher Jackson**, Toronto, in 2nd period of Game 1, April 5, 1932. Toronto 6 at NY Rangers 4.
 – **Ted Lindsay**, Detroit, in 2nd period of Game 2, April 5, 1955. Montreal 4 at Detroit 7.
 – **Maurice Richard**, Montreal, in 2nd period of Game 1, April 6, 1957. Boston 1 at Montreal 5.
 – **Wayne Gretzky**, Edmonton, in 1st period of Game 3, May 25, 1985. Philadelphia 3 at Edmonton 4.
 – **Dirk Graham**, Chicago, in 1st period of Game 4, June 1, 1992. Pittsburgh 6 at Chicago 5.
 – **Peter Forsberg**, Colorado, in 1st period of Game 2, June 6, 1996. Florida 1 at Colorado 8.

MOST ASSISTS, ONE PERIOD

- 3 – **Joe Primeau**, Toronto, in 3rd period of Game 2, April 7, 1932. Toronto 6 at NY Rangers 2.
 – **Toe Blake**, Montreal, in 3rd period of Game 4, April 13, 1944. Chicago 4 at Montreal 5.
 – **Doug Harvey**, Montreal, in 2nd period of Game 1, April 6, 1957. Boston 1 at Montreal 5.
 – **Henri Richard**, Montreal, in 1st period of Game 1, April 7, 1960. Toronto 2 at Montreal 4.
 – **Bobby Rousseau**, Montreal, in 1st period of Game 7, May 1, 1965. Chicago 0 at Montreal 4.
 – **Pat Stapleton**, Chicago, in 1st period of Game 1, April 29, 1973. Chicago 3 at Montreal 8.
 – **Paul Coffey**, Edmonton, in 1st period of Game 3, May 25, 1985. Philadelphia 3 at Edmonton 4.
 – **Larry Murphy**, Pittsburgh, in 1st period of Game 5, May 23, 1991. Minnesota 4 at Pittsburgh 6.
 – **Joe Sakic**, Colorado, in 1st period of Game 2, June 6, 1996. Florida 1 at Colorado 8.

MOST POINTS, ONE PERIOD

- 3 – 34 players tied.

MOST POWER-PLAY GOALS, ONE PERIOD

- 2 – **Sid Smith**, Toronto, in 1st period of Game 2, April 10, 1949. Detroit 1 at Toronto 3.
 – **Maurice Richard**, Montreal, in 1st period of Game 2, April 6, 1954. Montreal 3 at Detroit 1.
 – **Bernie Geoffrion**, Montreal, in 1st period of Game 3, April 7, 1955. Detroit 2 at Montreal 4.
 – **Brad Park**, NY Rangers, in 1st period of Game 3, May 4, 1972. Boston 2 at NY Rangers 5.
 – **Peter Forsberg**, Colorado, in 1st period of Game 2, June 6, 1996. Florida 1 at Colorado 8.

MOST SHORTHAND GOALS, ONE PERIOD

- 1 – numerous players tied.

FASTEST TWO GOALS

- 0:12 – **Bernie Geoffrion**, Montreal, in Game 3, April 7, 1955. Detroit 2 at Montreal 5. Geoffrion scored at 8:30 and 8:42 of 1st period.
 0:15 – **Wayne Gretzky**, Edmonton, in Game 3, May 25, 1985. Philadelphia 3 at Edmonton 4. Gretzky scored at 1:10 and 1:25 of 1st period.

FASTEST GOAL FROM START OF GAME

- 0:10 – **Glenn Anderson**, Edmonton, in suspended game, May 24, 1988. Edmonton 3 at Boston 3.
 – **John Byce**, Boston, in Game 3, May 20, 1990. Boston 2 at Edmonton 1.

FASTEST GOAL FROM START OF PERIOD

- 0:09 – **Brian Skrudland**, Montreal, in 1st overtime of Game 2, May 18, 1986. Montreal 3 at Calgary 2 (OT).
 0:10 – **Glenn Anderson**, Edmonton, in 1st period of suspended game, May 24, 1988. Edmonton 3 at Boston 3.
 – **John Byce**, Boston, in 1st period of Game 3, May 20, 1990. Boston 2 at Edmonton 1.

FASTEST OVERTIME GOAL

- 0:09 – **Brian Skrudland**, Montreal, in Game 2, May 18, 1986. Montreal 3 at Calgary 2 (OT).
 0:11 – **Alex Burrows**, Vancouver, in Game 2, June 4, 2011. Boston 2 at Vancouver 3 (OT).
 0:31 – **Buzz Boll**, Toronto, in Game 3, April 9, 1936. Detroit 3 at Toronto 4 (OT).

FASTEST TWO GOALS FROM START OF GAME

- 1:08 – **Dick Duff**, Toronto, in Game 1, April 9, 1963. Detroit 2 at Toronto 4. Duff scored at 0:49 and 1:08 of 1st period.

FASTEST TWO GOALS FROM START OF PERIOD

- 0:35 – **Pat LaFontaine**, NY Islanders, in Game 5, May 19, 1984. NY Islanders 2 at Edmonton 5. LaFontaine scored at 0:13 and 0:35 of 3rd period.



Coaching

MOST STANLEY CUP CHAMPIONSHIPS BY A COACH

- 9 – **Scotty Bowman**, Montreal (1973-76-77-78-79), Pittsburgh (1992), Detroit (1997-98-2002)
- 8 – **Toe Blake**, Montreal (1956-57-58-59-60-65-66-68)
- 5 – **Hap Day**, Toronto (1942-45-47-48-49)
- 4 – **Dick Irvin**, Toronto (1932), Montreal (1944-46-53)
 - **Punch Imlach**, Toronto (1962-63-64-67)
 - **Al Arbour**, NY Islanders (1980-81-82-83)
 - **Glen Sather**, Edmonton (1984-85-87-88)

MOST YEARS IN THE FINALS BY A COACH

- 16 – **Dick Irvin**, Chicago (1931), Toronto (1932-33-35-36-38-39-40), Montreal (1944-46-47-51-52-53-54-55)
- 13 – **Scotty Bowman**, St. Louis (1968-69-70), Montreal (1973-76-77-78-79), Pittsburgh (1992), Detroit (1995-97-98-2002)
- 9 – **Toe Blake**, Montreal (1956-57-58-59-60-65-66-67-68)
- * 8 – **Lester Patrick**, Victoria (1914-25-26), NY Rangers (1928-29-32-33-37)
- 6 – **Punch Imlach**, Toronto (1959-60-62-63-64-67)

MOST GAMES BY A COACH

- 77 – **Dick Irvin**, Chicago (5), Toronto (29), Montreal (43)
- 58 – **Scotty Bowman**, St. Louis (12), Montreal (25), Pittsburgh (4), Detroit (17)
- 48 – **Toe Blake**, Montreal
- 33 – **Punch Imlach**, Toronto
- * 30 – **Lester Patrick**, Victoria (11), NY Rangers (19)

MOST WINS BY A COACH

- 36 – **Scotty Bowman**, Montreal (20), Pittsburgh (4), Detroit (12)
- 34 – **Toe Blake**, Montreal
- 32 – **Dick Irvin**, Chicago (2), Toronto (9), Montreal (21)
- 20 – **Hap Day**, Toronto
- 17 – **Punch Imlach**, Toronto
- **Al Arbour**, NY Islanders

BEST WINNING PERCENTAGE BY A COACH (MINIMUM 15 GAMES)

- .714 – **Hap Day**, Toronto (20-8 in 28 games)
- .708 – **Toe Blake**, Montreal (34-14 in 48 games)
- **Al Arbour**, NY Islanders (17-7 in 24 games)
- .640 – **Glen Sather**, Edmonton (16-9 in 25 games)
- .621 – **Scotty Bowman**, St. Louis (0-12 in 12 games), Montreal (20-5 in 25 games), Pittsburgh (4-0 in 4 games), Detroit (12-5 in 17 games); (36-22 in 58 games overall)

* Lester Patrick's total includes the 1914 Victoria Aristocrats of the Pacific Coast Hockey Association, prior to the formation of the NHL.



Officiating

MOST GAMES OFFICIATED BY A REFEREE

- 42 – **Bill Chadwick** (1941 through 1955)
- 39 – **Bill McCreary** (1994 through 2010)
- 35 – **Andy VanHellemond** (1977 through 1996)
- 24 – **Frank Udvari** (1956 through 1966)
- 21 – **Kerry Fraser** (1985 through 2004)

MOST GAMES OFFICIATED BY A LINESMAN

- 56 – **Matt Pavelich** (1957 through 1979)
- 55 – **George Hayes** (1948 through 1964)
- 54 – **John D'Amico** (1965 through 1987)
- 52 – **Ray Scapinello** (1980 through 2004)
- 48 – **Neil Armstrong** (1960 through 1977)

Early Playoff Records

1893-1917

Team Records

MOST GOALS, BOTH TEAMS, ONE GAME

- 25 – **Ottawa Silver Seven (23), Dawson City Nuggets (2)** at Ottawa, Jan. 16, 1905. Ottawa won series 2-0.

MOST GOALS, ONE TEAM, ONE GAME

- 23 – **Ottawa Silver Seven** at Ottawa, Jan. 16, 1905. Ottawa defeated Dawson City 23-2.

MOST GOALS, BOTH TEAMS, BEST-OF-THREE SERIES

- 42 – **Ottawa Silver Seven (28), Queen's University (14)** at Ottawa, 1906. Ottawa defeated Queen's 16-7, Feb. 27, and 12-7, Feb. 28. Ottawa won series 2-0.

MOST GOALS, ONE TEAM, BEST-OF-THREE SERIES

- 32 – **Ottawa Silver Seven** in 1905 at Ottawa. Ottawa defeated Dawson City 9-2, Jan. 13, and 23-2, Jan. 16.

MOST GOALS, BOTH TEAMS, BEST-OF-FIVE SERIES

- 34 – **Seattle Metropolitans (23), Montreal Canadiens (11)**, at Seattle, 1917. Montreal won 8-4, Mar. 17; Seattle won 6-1, Mar. 20; 4-1, Mar. 23, and 9-1, Mar. 25. Seattle won series 3-1.

MOST GOALS, ONE TEAM, BEST-OF-FIVE SERIES

- 26 – **Vancouver Millionaires** in 1915 at Vancouver. Vancouver defeated Ottawa 6-2, Mar. 22; 8-3, Mar. 24; and 12-3 Mar. 26.

Individual Records

MOST GOALS IN PLAYOFFS

- 63 – **Frank McGee**, Ottawa Silver Seven, in 22 games. Seven goals in four games, 1903; 21 goals in eight games, 1904; 18 goals in four games, 1905; 17 goals in six games, 1906.

MOST GOALS, ONE PLAYOFF SERIES

- 15 – **Frank McGee**, Ottawa Silver Seven, in two games in 1905 at Ottawa. Scored one goal, Jan. 13, in 9-2 victory vs. Dawson City and 14 goals, Jan. 16, in 23-2 victory.

MOST GOALS, ONE PLAYOFF GAME

- 14 – **Frank McGee**, Ottawa Silver Seven, Jan. 16, 1905 at Ottawa in 23-2 victory vs. Dawson City.

FASTEST THREE GOALS

- 0:40 – **Marty Walsh**, Ottawa Senators, at Ottawa, March 16, 1911, at 3:00, 3:10, and 3:40 of third period. Ottawa defeated Port Arthur 13-4.

CHAPTER 16

Final Series Scoring, 1918–2011

1918

TORONTO	GP	G	A	PTS	PIM		
Alf Skinner	5	8	2	10	18		
Harry Mummery	5	0	6	6	21		
Harry Cameron	5	3	1	4	12		
Corb Denneny	5	3	1	4	0		
Reg Noble	5	2	1	3	12		
Harry Meeking	5	1	2	3	18		
Ken Randall	5	1	0	1	21		
GOALTENDER	GP	W	L	MIN	GA	SO	AVG
Hap Holmes	5	3	2	300	21	0	4.20

VANCOUVER		GP	G	A	PTS	PIM		
Mickey MacKay		5	5	5	10	12		
Cyclone Taylor		5	9	0	9	15		
Ran MacDonald		5	2	2	4	9		
Lloyd Cook		5	2	0	2	12		
Barney Stanley		5	2	0	2	6		
Si Griffis		5	1	0	1	9		
Leo Cook		5	0	0	0	6		
Speed Moynes		5	0	0	0	6		
GOALTENDER		GP	W	L	MIN	GA	SO	AVG
Hugh Lehman		5	2	3	300	18	0	3.60

1919

MONTREAL		GP	G	A	PTS	PIM			
Newsy Lalonde		5	6	0	6	3			
Didier Pitre		5	0	3	3	0			
Odie Cleghorn		5	2	0	2	9			
Louis Berlinguette		5	1	1	2	0			
Jack MacDonald		5	1	1	2	3			
Bert Corbeau		5	0	1	1	3			
Billy Coutu		5	0	1	1	0			
Joe Hall		5	0	0	0	6			
GOALTENDER		GP	W	L	T	MIN	GA	SO	AVG
Georges Vezina		5	2	2	1	336	19	1	3.39

SEATTLE	GP	G	A	PTS	PIM			
Frank Foyston	5	9	1	10	0			
Cully Wilson	5	1	3	4	6			
Muzz Murray	5	3	0	3	3			
Jack Walker	5	3	0	3	9			
Roy Rickey	5	1	2	3	0			
Ran McDonald	5	1	1	2	3			
Bobby Rowe	5	1	0	1	6			
GOALTENDER	GP	W	L	T	MIN	GA	SO	AVG
Hap Holmes	5	2	2	1	336	10	2	1.79

1920

OTTAWA	GP	G	A	PTS	PIM		
Frank Nighbor	5	6	1	7	2		
Jack Darragh	5	5	2	7	3		
Eddie Gerard	5	2	1	3	3		
Georges Boucher	5	2	0	2	2		
Cy Denneny	5	0	2	2	3		
Sprague Cleghorn	5	0	1	1	4		
Punch Broadbent	4	0	0	0	3		
Jack MacKell	5	0	0	0	0		
Morley Bruce	5	0	0	0	0		
GOALTENDER	GP	W	L	MIN	GA	SO	AVG
Clint Benedict	5	3	2	300	11	1	2.20

SEATTLE	GP	G	A	PTS	PIM		
Frank Foyston	5	6	1	7	7		
Jack Walker	5	1	3	4	0		
Bobby Rowe	5	2	1	3	13		
Roy Rickey	5	2	0	2	0		
Bernie Morris	5	0	2	2	0		
Jim Riley	5	0	1	1	0		
Muzz Murray	5	0	0	0	5		
Charlie Tobin	5	0	0	0	0		
Sibby Nicholls	5	0	0	0	0		
GOALTENDER	GP	W	L	MIN	GA	SO	AVG
Hap Holmes	5	2	3	300	15	0	3.00

1921

OTTAWA	GP	G	A	PTS	PIM
Jack Darragh	5	5	0	5	12
Cy Denneny	5	2	2	4	13
Sprague Cleghorn	5	1	2	3	38
Georges Boucher	5	2	0	2	9
Punch Broadbent	4	2	0	2	0

Frank Nighbor	5	0	1	1	0		
Eddie Gerard	5	0	0	0	44		
GOALTENDER	GP	W	L	MIN	GA	SO	AVG
Clint Benedict	5	3	2	300	12	0	2.40

VANCOUVER		GP	G	A	PTS	PIM		
Alf Skinner		3	4	0	4	14		
Jack Adams		5	2	1	3	6		
Art Duncan		5	2	1	3	3		
Smokey Harris		5	2	1	3	6		
Lloyd Cook		5	2	0	2	20		
Mickey MacKay		5	0	1	1	0		
Cyclone Taylor		3	0	1	1	5		
Bill Adams		5	0	0	0	0		
Syd Desireau		2	0	0	0	5		
GOALTENDER		GP	W	L	MIN	GA	SO	AVG
Hugh Lehman		5	2	3	300	12	0	2.40

1922

TORONTO	GP	G	A	PTS	PIM
Babe Dye	5	9	1	10	3
Corb Denneny	5	3	2	5	2
Rod Smylie	5	1	3	4	0
Lloyd Andrews	5	2	0	2	3
Red Stuart	5	0	2	2	6
Harry Cameron	4	0	2	2	14
Ken Randall	4	1	0	1	22
Reg Noble	5	0	1	1	9
Eddie Gerard	1	0	0	0	0
Ted Stackhouse	4	0	0	0	0

GOALTENDER	GP	W	L	MIN	GA	SO	AVG
John Ross Roach	5	3	2	305	9	1	1.77
VANCOUVER	GP	G	A	PTS	PIM		
Jack Adams	5	6	1	7	18		
Ernie Parkes	5	0	3	3	0		
Lloyd Cook	5	1	0	1	6		
Mickey MacKay	5	1	0	1	6		
Eddie Oatman	5	1	0	1	14		
Art Duncan	5	0	1	1	9		
Alf Skinner	5	0	1	1	12		
Charlie Tobin	5	0	0	0	0		
GOALTENDER	GP	W	L	MIN	GA	SO	AVG
Hugh Lehman	5	2	3	305	16	1	3.15

1923*

OTTAWA	GP	G	A	PTS	PIM		
Punch Broadbent	6	6	1	7	10		
Georges Boucher	6	2	1	3	6		
Cy Denneny	6	1	3	3	10		
Frank Nighbor	6	1	1	2	10		
Lionel Hitchman	5	1	0	1	4		
King Clancy	6	1	0	1	4		
Eddie Gerard	6	1	0	1	4		
Clint Benedict	6	0	0	0	2		
Harry Helman	2	0	0	0	0		
GOALTENDERS	GP	W	L	MIN	GA	SO	AVG
Clint Benedict	6	5	1	361	8	1	1.33
King Clancy	1	0	0	2	0	0	0.00

VANCOUVER	GP	G	A	PTS	PIM		
Art Duncan	4	2	2	4	0		
Frank Boucher	4	2	0	2	0		
Alf Skinner	3	1	1	2	6		
Ernie Parkes	4	0	2	2	2		
Mickey MacKay	4	1	0	1	4		
Smokey Harris	4	1	0	1	8		
Lloyd Cook	4	0	1	1	4		
Charlie Cotch	2	0	0	0	0		
Corb Denneny	3	0	0	0	0		
GOALTENDER	GP	W	L	MIN	GA	SO	AVG
Hugh Lehman	4	1	3	240	10	0	2.50

EDMONTON	GP	G	A	PTS	PIM		
John Morrison	2	1	0	1	0		
Joe Simpson	2	0	1	1	0		
Johnny Sheppard	1	0	0	0	0		
Helge Bostrom	1	0	0	0	0		
Art Gagne	2	0	0	0	2		
Duke Keats	2	0	0	0	4		
Bob Trapp	2	0	0	0	2		
Ty Arbour	2	0	0	0	0		
Earl Campbell	2	0	0	0	0		
GOALTENDER	GP	W	L	MIN	GA	SO	AVG
Hal Winkler	2	0	2	123	3	0	1.46

* NOTE: The playoff champions of hockey's three major professional leagues (NHL, Western Canada Hockey League, Pacific Coast Hockey Association) met in a three-team Stanley Cup series. By agreement, Ottawa (NHL) faced Vancouver (PCHA) in a best-of-five semifinal. The winner (Ottawa) faced Edmonton (WCHL) in a best-of-three final.

1924*

MONTREAL	GP	G	A	PTS	PIM		
Billy Boucher	4	5	1	6	6		
Howie Morenz	4	4	2	6	4		
Aurel Joliat	4	3	1	4	6		
Sprague Cleghorn	4	2	1	3	2		
Odie Cleghorn	4	0	2	2	0		
Bobby Boucher	3	0	0	0	0		
Billy Bell	3	0	0	0	0		
Billy Coutu	4	0	0	0	0		
Billy Cameron	4	0	0	0	0		
Sylvio Mantha	4	0	0	0	0		
GOALTENDER	GP	W	L	MIN	GA	SO	AVG
Georges Vezina	4	4	0	240	4	1	1.00

VANCOUVER		GP	G	A	PTS	PIM		
Frank Boucher		2	1	1	2	2		
Helge Bostrum		2	1	0	1	0		
Joe Matte		2	1	0	1	2		
Lloyd Cook		2	0	0	0	4		
Art Duncan		2	0	0	0	6		
Mickey MacKay		2	0	0	0	0		
Charlie Cotch		1	0	0	0	0		
Ernie Parkes		2	0	0	0	0		
Alf Skinner		2	0	0	0	0		
GOALTENDER		GP	W	L	MIN	GA	SO	AVG
Hugh Lehman		2	0	2	120	5	0	2.50

CALGARY	GP	G	A	PTS	PIM		
Herb Gardiner	2	1	0	1	0		
Bernie Morris	2	0	1	1	0		
Ernie Anderson	2	0	0	0	2		
Bobby Benson	2	0	0	0	0		
Rusty Crawford	2	0	0	0	0		
Red Dutton	2	0	0	0	6		
Eddie Oatman	2	0	0	0	0		
Harry Oliver	2	0	0	0	0		
Cully Wilson	2	0	0	0	2		
GOALTENDER	GP	W	L	MIN	GA	SO	AVG
Charlie Reid	2	0	2	120	9	0	4.50

* NOTE: The playoff champions of the NHL, PCHA and WCHL again met in a three-team series. By agreement, the NHL champions (Montreal) faced the loser (Vancouver-PCHA) in a best-of-three semifinal. The winner (Montreal) faced the PCHA/WCHL playoff winner (Calgary-WCHL) in a best-of-three final.

1925

VICTORIA	GP	G	A	PTS	PIM		
Jack Walker	4	4	2	6	0		
Frank Fredrickson	4	3	2	5	6		
Gord Fraser	4	2	1	3	6		
Gizzy Hart	4	2	1	3	0		
Harold Halderson	4	2	1	3	8		
Clem Loughlin	4	1	0	1	4		
Frank Foyston	4	1	0	1	0		
Jocko Anderson	4	1	0	1	10		
Harry Meeking	4	0	1	1	2		
Wally Elmer	2	0	0	0	0		
GOALTENDER	GP	W	L	MIN	GA	SO	AVG
Hap Holmes	4	3	1	240	8	0	2.00

MONTREAL	GP	G	A	PTS	PIM		
Howie Morenz	4	4	1	5	4		
Aurel Joliat	4	2	0	2	16		
Billy Boucher	4	1	1	2	13		
Billy Coutu	4	1	0	1	12		
Sprague Cleghorn	4	0	0	0	2		
Johnny Matz	4	0	0	0	2		
Odie Cleghorn	4	0	0	0	0		
Fern Headley	4	0	0	0	0		
Sylvio Mantha	4	0	0	0	2		
GOALTENDER	GP	W	L	MIN	GA	SO	AVG
Georges Vezina	4	1	3	240	16	0	4.00

1926

MTL. MAROONS	GP	G	A	PTS	PIM
Nels Stewart	4	6	1	7	16
Babe Siebert	4	1	2	3	2
Bill Phillips	4	1	1	2	0

Punch Broadbent	4	1	0	1	22		
Dunc Munro	4	1	0	1	6		
Reg Noble	4	0	0	0	4		
Chuck Dinsmore	4	0	0	0	2		
Frank Carson	4	0	0	0	0		
Sam Rothschild	4	0	0	0	0		
Albert Holway	2	0	0	0	0		
GOALTENDER	GP	W	L	MIN	GA	SO	AVG
Clint Benedict	4	3	1	240	3	3	0.75

VICTORIA	GP	G	A	PTS	PIM		
Frank Fredrickson	4	1	1	2	10		
Harold Halderson	4	1	0	1	8		
Clem Loughlin	4	1	0	1	8		
Jack Walker	4	0	0	0	0		
Gord Fraser	4	0	0	0	14		
Russell Oatman	4	0	0	0	10		
Gizzy Hart	4	0	0	0	2		
Frank Foyston	4	0	0	0	2		
Harry Meeking	4	0	0	0	6		
Jocko Anderson	1	0	0	0	0		
GOALTENDER	GP	W	L	MIN	GA	SO	AVG
Hap Holmes	4	1	3	240	10	0	2.50

1927

OTTAWA	GP	G	A	PTS	PIM			
Cy Denneny	4	4	0	4	0			
Frank Finnigan	4	2	0	2	0			
King Clancy	4	1	1	2	4			
Frank Nighbor	4	0	1	1	0			
Hec Kilrea	4	0	1	1	2			
Hooley Smith	4	0	1	1	12			
Milt Halliday	4	0	0	0	0			
Ed Gorman	4	0	0	0	0			
Jack Adams	4	0	0	0	2			
Alex Smith	4	0	0	0	8			
Georges Boucher	4	0	0	0	27			
GOALTENDER	GP	W	L	T	MIN	GA	SO	AVG
Alec Connell	4	2	0	2	240	3	1	0.75

BOSTON	GP	G	A	PTS	PIM			
Harry Oliver	4	2	1	3	2			
Jimmy Herberts	4	1	0	1	18			
Harry Meeking	4	0	0	0	0			
Percy Galbraith	4	0	0	0	0			
Billy Stuart	4	0	0	0	0			
Billy Boucher	4	0	0	0	0			
Billy Coutu	4	0	0	0	2			
Sprague Cleghorn	4	0	0	0	4			
Frank Fredrickson	4	0	0	0	16			
Lionel Hitchman	4	0	0	0	17			
Eddie Shore	4	0	0	0	20			
GOALTENDER	GP	W	L	T	MIN	GA	SO	AVG
Hal Winkler	4	0	2	2	240	7	1	1.75

1928

NY RANGERS	GP	G	A	PTS	PIM		
Frank Boucher	5	4	0	4	2		
Bill Cook	5	1	2	3	16		
Ching Johnson	5	0	2	2	26		
Bun Cook	5	0	1	1	4		
Clarence Abel	5	0	1	1	10		
Paul Thompson	3	0	0	0	19		
Patsy Callighen	5	0	0	0	0		
Alex Gray	5	0	0	0	0		
Bill Boyd	5	0	0	0	2		
Leo Bourgault	5	0	0	0	6		
Murray Murdoch	5	0	0	0	10		
GOALTENDERS	GP	W	L	MIN	GA	SO	AVG
Joe Miller	3	2	1	180	3	1	1.00
Lester Patrick	1	1	0	46	1	0	1.30
Lorne Chabot	2	0	1	81	2	0	1.48

MTL. MAROONS							
	GP	G	A	PTS	PIM		
Bill Phillips	5	2	0	2	2		
Nels Stewart	5	2	0	2	8		
Babe Siebert	4	1	1	2	10		
Red Dutton	5	1	1	2	13		
Hooley Smith	5	0	2	2	13		
Dunc Munro	5	0	1	1	2		
Joe Lamb	4	0	0	0	21		
Frank Carson	5	0	0	0	0		
Fred Brown	5	0	0	0	0		
Jimmy Ward	5	0	0	0	2		
Russell Oatman	5	0	0	0	12		
GOALTENDER							
	GP	W	L	MIN	GA	SO	AVG
Clint Benedict	5	2	3	307	5	1	0.98

1929

BOSTON	GP	G	A	PTS	PIM
Harry Oliver	2	1	1	2	2
Dit Clapper	2	1	0	1	0
Norm Gainor	2	1	0	1	0

Bill Carson	2	1	0	1	2		
Red Green	1	0	0	0	0		
Eddie Rodden	1	0	0	0	0		
Cy Denneny	1	0	0	0	0		
Cooney Weiland	2	0	0	0	0		
Mickey MacKay	2	0	0	0	0		
George Owen	2	0	0	0	0		
Myles Lane	2	0	0	0	0		
Percy Galbraith	2	0	0	0	2		
Eddie Shore	2	0	0	0	8		
Lionel Hitchman	2	0	0	0	10		
GOALTENDER	GP	W	L	MIN	GA	SO	AVG
Tiny Thompson	2	2	0	120	1	1	0.50

NY RANGERS	GP	G	A	PTS	PIM		
Butch Keeling	2	1	0	1	0		
Russell Oatman	1	0	0	0	0		
Gerry Carson	1	0	0	0	0		
Bill Boyd	1	0	0	0	0		
Leroy Goldsworthy	1	0	0	0	0		
Ralph Taylor	1	0	0	0	0		
Frank Boucher	2	0	0	0	0		
Murray Murdoch	2	0	0	0	0		
Sparky Vail	2	0	0	0	0		
Leo Bourgault	2	0	0	0	0		
Ching Johnson	2	0	0	0	2		
Bill Cook	2	0	0	0	4		
Bun Cook	2	0	0	0	4		
Paul Thompson	2	0	0	0	4		
Clarence Abel	2	0	0	0	4		
GOALTENDER	GP	W	L	MIN	GA	SO	AVG
John Ross Roach	2	0	2	120	4	0	2.00

1930

MONTREAL	GP	G	A	PTS	PIM		
Albert Leduc	2	1	2	3	0		
Sylvio Mantha	2	2	0	2	2		
Pit Lepine	2	1	1	2	0		
Nick Wasnie	2	1	1	2	6		
Bert McCaffrey	2	1	0	1	0		
Howie Morenz	2	1	0	1	6		
Marty Burke	2	0	1	1	0		
Aurel Joliat	2	0	1	1	0		
Georges Mantha	2	0	0	0	0		
Gerry Carson	2	0	0	0	0		
Gus Rivers	2	0	0	0	0		
Armand Mondou	2	0	0	0	2		
Wildor Larochelle	2	0	0	0	8		
GOALTENDER	GP	W	L	MIN	GA	SO	AVG
George Hainsworth	2	2	0	120	3	1	1.50

BOSTON	GP	G	A	PTS	PIM		
Dit Clapper	2	1	0	1	0		
Percy Galbraith	2	1	0	1	2		
Eddie Shore	2	1	0	1	8		
Cooney Weiland	2	0	1	1	0		
Harry Oliver	2	0	1	1	2		
Norm Gainor	1	0	0	0	0		
Bill Carson	2	0	0	0	0		
Harry Connor	2	0	0	0	0		
Myles Lane	2	0	0	0	0		
Mickey MacKay	2	0	0	0	2		
George Owen	2	0	0	0	2		
Lionel Hitchman	2	0	0	0	4		
Marty Barry	2	0	0	0	6		
GOALTENDER	GP	W	L	MIN	GA	SO	AVG
Tiny Thompson	2	0	2	120	7	0	3.50

1931

MONTREAL	GP	G	A	PTS	PIM		
Johnny Gagnon	5	4	2	6	2		
Pit Pepine	5	3	1	4	4		
Georges Mantha	5	2	1	3	4		
Aurel Joliat	5	0	2	2	2		
Nick Wasnie	5	1	1	2	2		
Howie Morenz	5	1	0	1	6		
Albert Leduc	2	0	1	1	2		
Marty Burke	5	0	1	1	2		
Wildor Larochelle	5	0	1	1	6		
Armand Mondou	3	0	0	0	0		
Jean Pusie	3	0	0	0	0		
Gus Rivers	5	0	0	0	0		
Art Lesieur	5	0	0	0	4		
Sylvio Mantha	5	0	0	0	16		
GOALTENDER	GP	W	L	MIN	GA	SO	AVG
George Hainsworth	5	3	2	379	8	1	1.27

CHICAGO	GP	G	A	PTS	PIM
Johnny Gottselig	5	2	2	4	2
Stew Adams	5	2	1	3	2
Vic Ripley	5	1	1	2	2
Ty Arbour	5	1	0	1	0
Mush March	5	1	0	1	6
Cy Wentworth	5	1	0	1	8

Rosie Couture	5	0	1	1	2		
Frank Ingram	5	0	1	1	2		
Tom Cook	5	0	1	1	7		
Art Somers	5	0	0	0	0		
Vic Desjardins	5	0	0	0	0		
Doc Romnes	5	0	0	0	2		
Clarence Abel	5	0	0	0	6		
Helge Bostrum	5	0	0	0	8		
Ted Graham	5	0	0	0	10		
GOALTENDER	GP	W	L	MIN	GA	SO	AVG
Charlie Gardiner	5	2	3	379	11	0	1.74

1932

TORONTO	GP	G	A	PTS	PIM		
Busher Jackson	3	5	2	7	9		
Charlie Conacher	3	3	2	5	2		
Hap Day	3	1	3	4	4		
Joe Primeau	3	0	4	4	0		
Andy Blair	3	2	0	2	2		
King Clancy	3	2	0	2	8		
Bob Gracie	3	1	1	2	0		
Red Horner	3	1	1	2	6		
Frank Finnigan	3	1	1	2	8		
Baldy Cotton	3	1	1	2	10		
Ace Bailey	3	1	0	1	0		
Earl Miller	2	0	0	0	0		
Harold Darragh	3	0	0	0	0		
Fred Robertson	3	0	0	0	0		
Alex Levinsky	3	0	0	0	2		
GOALTENDER	GP	W	L	MIN	GA	SO	AVG
Lorne Chabot	3	3	0	180	10	0	3.33

NY RANGERS	GP	G	A	PTS	PIM		
Frank Boucher	3	3	3	6	0		
Bun Cook	3	4	1	5	6		
Bill Cook	3	0	2	2	0		
Cecil Dillon	3	1	0	1	4		
Doug Brennan	3	1	0	1	4		
Ching Johnson	3	1	0	1	10		
Murray Murdoch	3	0	1	1	0		
Ott Heller	3	0	1	1	2		
Hib Milks	3	0	0	0	0		
Vic Desjardins	3	0	0	0	0		
Norm Gainor	3	0	0	0	2		
Art Somers	3	0	0	0	4		
Earl Seibert	3	0	0	0	6		
Butch Keeling	3	0	0	0	10		
GOALTENDER	GP	W	L	MIN	GA	SO	AVG
John Ross Roach	3	0	3	180	18	0	6.00

1933

NY RANGERS	GP	G	A	PTS	PIM		
Cecil Dillon	4	3	1	4	4		
Bill Cook	4	2	1	3	4		
Art Somers	4	0	3	3	4		
Ott Heller	4	2	0	2	4		
Murray Murdoch	4	1	1	2	2		
Butch Keeling	4	1	1	2	6		
Earl Seibert	4	1	0	1	2		
Bun Cook	4	1	0	1	4		
Oscar Asmundson	4	0	1	1	2		
Frank Boucher	4	0	1	1	4		
Gord Pettinger	4	0	0	0	0		
Doug Brennan	4	0	0	0	2		
Ching Johnson	4	0	0	0	8		
Babe Siebert	4	0	0	0	10		
GOALTENDER	GP	W	L	MIN	GA	SO	AVG
Andy Aitkenhead	4	3	1	248	5	1	1.21

TORONTO

Johnny Gottselig	4	2	1	3	4		
Mush March	4	1	1	2	2		
Rosie Couture	4	1	1	2	2		
Lionel Conacher	4	1	0	1	2		
Art Coulter	4	1	0	1	4		
Don McFadyen	4	0	1	1	2		
Bill Kendall	1	0	0	0	0		
Johnny Sheppard	3	0	0	0	0		
Roger Jenkins	4	0	0	0	0		
Leroy Goldsworthy	4	0	0	0	0		
Tom Cook	4	0	0	0	0		
Lou Trudel	4	0	0	0	0		
Clarence Abel	4	0	0	0	2		
GOALTENDER	GP	W	L	MIN	GA	SO	AVG
Charlie Gardiner	4	3	1	291	7	1	1.44

DETROIT	GP	G	A	PTS	PIM		
Larry Aurie	4	2	2	4	0		
Herbie Lewis	4	2	1	3	2		
Cooney Weiland	4	1	1	2	2		
Gord Pettinger	3	1	0	1	0		
Doug Young	4	1	0	1	2		
Frank Carson	2	0	1	1	0		
Wilf Starr	3	0	1	1	2		
Walt Buswell	4	0	1	1	2		
Ted Graham	4	0	1	1	4		
Ron Moffatt	2	0	0	0	0		
Burr Williams	2	0	0	0	0		
Eddie Wiseman	3	0	0	0	0		
Gene Carrigan	3	0	0	0	0		
Hap Emms	3	0	0	0	2		
Gus Marker	3	0	0	0	2		
John Sorrell	4	0	0	0	0		
Ebbie Goodfellow	4	0	0	0	6		
GOALTENDER	GP	W	L	MIN	GA	SO	AVG
Wilf Cude	4	1	3	291	9	0	1.86

1935

MTL. MAROONS	GP	G	A	PTS	PIM		
Cy Wentworth	3	2	2	4	0		
Earl Robinson	3	2	1	3	0		
Baldy Northcott	3	2	1	3	0		
Jimmy Ward	3	1	1	2	0		
Russ Blinco	3	1	1	2	0		
Gus Marker	3	1	0	1	0		
Dave Trottier	3	1	0	1	4		
Al Shields	3	0	1	1	2		
Herb Cain	3	0	0	0	0		
Bob Gracie	3	0	0	0	0		
Bill Miller	3	0	0	0	0		
Stewart Evans	3	0	0	0	4		
Hooley Smith	3	0	0	0	4		
Lionel Conacher	3	0	0	0	8		
GOALTENDER	GP	W	L	MIN	GA	SO	AVG
Alec Connell	3	3	0	185	4	0	1.30

TORONTO		GP	G	A	PTS	PIM		
Frank Finnigan		3	1	1	2	0		
Busher Jackson		3	1	0	1	0		
Bill Thoms		3	1	0	1	0		
King Clancy		3	1	0	1	4		
Nick Metz		3	0	1	1	0		
Ken Doraty		1	0	0	0	0		
Andy Blair		1	0	0	0	2		
Buzz Boll		2	0	0	0	0		
Hec Kilrea		2	0	0	0	2		
Flash Hollett		3	0	0	0	0		
Hap Day		3	0	0	0	0		
Baldy Cotton		3	0	0	0	0		
Joe Primeau		3	0	0	0	0		
Pep Kelly		3	0	0	0	0		
Charlie Conacher		3	0	0	0	4		
Red Horner		3	0	0	0	4		
GOALTENDER		GP	W	L	MIN	GA	SO	AVG
George Hainsworth		3	0	3	185	10	0	3.24

1936

DETROIT	GP	G	A	PTS	PIM		
John Sorrell	4	2	3	5	0		
Syd Howe	4	2	3	5	2		
Gord Pettinger	4	2	2	4	0		
Marty Barry	4	2	2	4	2		
Bucko McDonald	4	3	0	3	4		
Wally Kilrea	4	2	1	3	0		
Mud Bruneteau	4	1	2	3	0		
Herbie Lewis	4	1	2	3	0		
Pete Kelly	4	1	1	2	0		
Ralph Bowman	4	1	1	2	2		
Doug Young	4	0	2	2	0		
Hec Kilrea	4	0	2	2	0		
Ebbie Goodfellow	4	1	0	1	2		
Larry Aurie	4	0	1	1	2		
GOALTENDER	GP	W	L	MIN	GA	SO	AVG
Normie Smith	4	3	1	241	11	0	2.74

TORONTO		GP	G	A	PTS	PIM		
Buzz Boll		4	3	1	4	0		
Joe Primeau		4	3	1	4	0		
Bill Thoms		4	2	2	4	0		
Bob Davidson		4	1	2	3	2		
Pep Kelly		4	2	0	2	0		
Frank Finnigan		4	0	2	2	0		
Busher Jackson		4	0	2	2	2		
Red Horner		4	0	2	2	8		
Art Jackson		4	0	1	1	0		
Charlie Conacher		4	0	1	1	2		
Jack Shill		4	0	1	1	4		
Andy Blair		4	0	0	0	2		
King Clancy		4	0	0	0	2		
Hap Day		4	0	0	0	4		
GOALTENDER		GP	W	L	MIN	GA	SO	AVG
George Hainsworth		4	1	3	241	18	0	4.48

1937

DETROIT	GP	G	A	PTS	PIM		
Syd Howe	5	1	4	5	0		
Marty Barry	5	3	1	4	0		
John Sorrell	5	2	2	4	2		
Ebbie Goodfellow	4	0	2	2	12		
Mud Bruneteau	5	1	0	1	2		
Herbie Lewis	5	1	0	1	4		
John Gallagher	5	1	0	1	8		
Hec Kilrea	5	0	1	1	0		
Gord Pettinger	5	0	1	1	2		
John Sherf	5	0	1	1	2		
Wally Kilrea	5	0	1	1	4		
Pete Kelly	3	0	0	0	0		
Howie Mackie	3	0	0	0	0		
Bucko McDonald	5	0	0	0	0		
Ralph Bowman	5	0	0	0	2		
GOALTENDERS	GP	W	L	MIN	GA	SO	AVG
Earl Robertson	5	3	1	280	5	2	1.07
Normie Smith	1	1	0	20	3	0	9.00

NY RANGERS	GP	G	A	PTS	PIM		
Butch Keeling	5	2	1	3	0		
Frank Boucher	5	1	2	3	0		
Joe Cooper	5	1	2	3	12		
Lynn Patrick	5	2	0	2	2		
Neil Colville	5	1	1	2	0		
Babe Pratt	5	1	1	2	9		
Cecil Dillon	5	0	2	2	0		
Art Coulter	5	0	2	2	6		
Murray Murdoch	5	0	1	1	0		
Mac Colville	5	0	1	1	0		
Alex Shibicky	5	0	0	0	0		
Ching Johnson	5	0	0	0	2		
Phil Watson	5	0	0	0	4		
Ott Heller	5	0	0	0	5		
GOALTENDER	GP	W	L	MIN	GA	SO	AVG
Dave Kerr	5	2	3	300	9	1	1.80

1938

CHICAGO	GP	G	A	PTS	PIM		
Johnny Gottselig	4	2	2	4	0		
Paul Thompson	4	1	2	3	2		
Doc Romnes	4	1	2	3	2		
Carl Voss	4	2	0	2	0		
Mush March	3	1	1	2	6		
Cully Dahlstrom	4	1	1	2	0		
Jack Shill	4	1	1	2	4		
Earl Seibert	4	1	1	2	8		
Roger Jenkins	4	0	2	2	6		
Lou Trudel	4	0	1	1	0		
Virgil Johnson	2	0	0	0	0		
Pete Palangio	3	0	0	0	0		
Alex Levinsky	4	0	0	0	0		
Art Wiebe	4	0	0	0	2		
Bill MacKenzie	4	0	0	0	9		
GOALTENDERS	GP	W	L	MIN	GA	SO	AVG
Mike Karakas	2	2	0	120	2	0	1.00
Alfie Moore	1	1	0	60	1	0	1.00
Paul Goodman	1	0	1	60	5	0	5.00

TORONTO	GP	G	A	PTS	PIM
Gordie Drillon	4	4	1	5	2
Syl Apps	4	1	2	3	0
George Parsons	3	2	0	2	11
Jimmy Fowler	4	0	2	2	0
Pep Kelly	4	0	2	2	0
Bill Thoms	4	0	2	2	0
Bob Davidson	4	0	2	2	4
Busher Jackson	4	1	0	1	8
Reg Hamilton	4	0	1	1	2
Red Horner	4	0	1	1	8
Murray Armstrong	2	0	0	0	0
Murph Chamberlain	2	0	0	0	2
Nick Metz	4	0	0	0	0
Buzz Boll	4	0	0	0	2

Bingo Kampman	4	0	0	0	6		
GOALTENDER	GP	W	L	MIN	GA	SO	AVG
Turk Broda	4	1	3	240	10	0	2.50

1939

BOSTON	GP	G	A	PTS	PIM		
Roy Conacher	5	5	2	7	6		
Bill Cowley	5	0	7	7	2		
Mel Hill	5	2	2	4	4		
Bobby Bauer	5	2	1	3	0		
Eddie Shore	5	0	3	3	6		
Jack Crawford	5	1	1	2	4		
Milt Schmidt	5	0	2	2	0		
Flash Hollett	5	1	0	1	0		
Woody Dumart	5	1	0	1	2		
Dit Clapper	5	0	0	0	0		
Cooney Weiland	5	0	0	0	0		
Gord Pettinger	5	0	0	0	0		
Ray Getliffe	5	0	0	0	2		
Red Hamill	5	0	0	0	2		
Jack Portland	5	0	0	0	2		
GOALTENDER	GP	W	L	MIN	GA	SO	AVG
Frank Brimsek	5	4	1	311	6	1	1.16

TORONTO	GP	G	A	PTS	PIM		
Doc Romnes	5	1	3	4	0		
Gus Marker	5	1	2	3	0		
Bingo Kampman	5	1	1	2	12		
Gordie Drillon	5	0	2	2	4		
Murph Chamberlain	5	1	0	1	0		
Syl Apps	5	1	0	1	2		
Red Horner	5	1	0	1	6		
Busher Jackson	3	0	1	1	2		
Nick Metz	5	0	1	1	2		
Jack Church	1	0	0	0	0		
Don Metz	2	0	0	0	0		
Red Heron	2	0	0	0	4		
Jimmy Fowler	4	0	0	0	0		
Pete Langelle	4	0	0	0	0		
Pep Kelly	4	0	0	0	0		
Bob Davidson	5	0	0	0	0		
Bucko McDonald	5	0	0	0	0		
Reg Hamilton	5	0	0	0	4		
GOALTENDER	GP	W	L	MIN	GA	SO	AVG
Turk Broda	5	1	4	311	12	0	2.32

1940

NY RANGERS	GP	G	A	PTS	PIM		
Bryan Hextall	6	4	1	5	7		
Neil Colville	6	2	3	5	12		
Phil Watson	6	1	4	5	8		
Dutch Hiller	6	1	2	3	0		
Alf Pike	6	2	0	2	4		
Lynn Patrick	6	1	1	2	0		
Babe Pratt	6	1	1	2	6		
Alex Shibicky	5	0	2	2	2		
Ott Heller	6	0	2	2	8		
Muzz Patrick	6	1	0	1	6		
Art Coulter	6	1	0	1	8		
Clint Smith	6	0	1	1	2		
Mac Colville	6	0	1	1	6		
Stan Smith	1	0	0	0	0		
Kilby MacDonald	6	0	0	0	4		
GOALTENDER	GP	W	L	MIN	GA	SO	AVG
Dave Kerr	6	4	2	394	11	0	1.68

TORONTO	GP	G	A	PTS	PIM		
Syl Apps	6	2	2	4	2		
Hank Goldup	6	2	1	3	0		
Sweeney Schriner	5	0	3	3	2		
Gordie Drillon	6	2	0	2	0		
Nick Metz	5	1	1	2	9		
Gus Marker	6	1	1	2	2		
Red Horner	5	0	2	2	14		
Pete Langelle	6	0	2	2	0		
Billy Taylor	2	1	0	1	0		
Red Heron	6	1	0	1	0		
Wally Stanowski	6	1	0	1	2		
Jack Church	2	0	1	1	2		
Bob Davidson	6	0	1	1	11		
Reg Hamilton	1	0	0	0	0		
Bucko McDonald	1	0	0	0	0		
Pep Kelly	2	0	0	0	0		
Don Metz	2	0	0	0	0		
Murph Chamberlain	3	0	0	0	2		
Bingo Kampman	6	0	0	0	19		
GOALTENDER	GP	W	L	MIN	GA	SO	AVG
Turk Broda	6	2	4	394	14	1	2.13

Roy Conacher	4	1	2	3	0		
Woody Dumart	4	0	3	3	2		
Bobby Bauer	4	1	1	2	0		
Terry Reardon	4	1	1	2	2		
Flash Hollett	4	1	1	2	4		
Pat McReavy	4	1	1	2	5		
Jack Crawford	4	0	2	2	0		
Dit Clapper	4	0	2	2	2		
Des Smith	4	0	2	2	2		
Art Jackson	4	1	0	1	0		
Herb Cain	4	0	1	1	0		
Mel Hill	4	0	0	0	0		
GOALTENDER	GP	W	L	MIN	GA	SO	AVG
Frank Brimsek	4	4	0	240	6	0	1.50

DETROIT	GP	G	A	PTS	PIM		
Carl Liscombe	4	2	1	3	5		
Syd Howe	4	1	2	3	0		
Bill Jennings	4	1	1	2	0		
Sid Abel	4	1	1	2	2		
Connie Brown	3	0	2	2	0		
Mud Bruneteau	4	1	0	1	0		
Gus Giesebrecht	4	0	1	1	0		
Don Grosso	4	0	1	1	0		
Jack Stewart	4	0	1	1	2		
Jimmy Orlando	4	0	1	1	6		
Eddie Bruneteau	2	0	0	0	0		
Ken Kilrea	2	0	0	0	0		
Eddie Wares	3	0	0	0	0		
Harold Jackson	4	0	0	0	0		
Bob Whitelaw	4	0	0	0	0		
Alex Motter	4	0	0	0	2		
GOALTENDER	GP	W	L	MIN	GA	SO	AVG
Johnny Mowers	4	0	4	240	12	0	3.00

1942

TORONTO	GP	G	A	PTS	PIM		
Billy Taylor	7	1	8	9	2		
Sweeney Schriner	7	5	3	8	4		
Don Metz	4	4	3	7	0		
Syl Apps	7	3	4	7	2		
Wally Stanowski	7	2	5	7	0		
Lorne Carr	7	3	2	5	6		
Nick Metz	7	2	3	5	4		
Bob Goldham	7	2	2	4	22		
John McCreedy	7	1	2	3	6		
Pete Langelle	7	1	1	2	0		
Bob Davidson	7	1	1	2	14		
Bingo Kampman	7	0	2	2	8		
Hank Goldup	3	0	0	0	0		
Bucko McDonald	3	0	0	0	0		
Gordie Drillon	3	0	0	0	0		
Gaye Stewart	1	0	0	0	0		
Ernie Dickens	5	0	0	0	4		
GOALTENDER	GP	W	L	MIN	GA	SO	AVG
Turk Broda	7	4	3	420	19	1	2.71

DETROIT	GP	G	A	PTS	PIM		
Don Grosso	7	4	4	8	14		
Syd Howe	7	3	3	6	0		
Carl Liscombe	7	2	4	6	2		
Eddie Bush	6	1	5	6	16		
Mud Bruneteau	7	2	1	3	4		
Sid Abel	7	2	1	3	4		
Eddie Wares	7	0	3	3	20		
Gerry Brown	7	2	0	2	4		
Pat McReavy	6	1	1	2	2		
Alex Motter	7	1	1	2	6		
Jimmy Orlando	7	0	2	2	41		
Joe Carveth	7	1	0	1	0		
Adam Brown	5	0	1	1	4		
Jack Stewart	7	0	1	1	6		
Gus Giesebrecht	2	0	0	0	0		
Doug McCaig	2	0	0	0	6		
GOALTENDER	GP	W	L	MIN	GA	SO	AVG
Johnny Mowers	7	3	4	420	25	0	3.57

1943

DETROIT	GP	G	A	PTS	PIM
Sid Abel	4	1	5	6	2
Carl Liscombe	4	2	3	5	2
Mud Bruneteau	3	3	0	3	0
Joe Carveth	4	3	0	3	2
Don Grosso	4	3	0	3	4
Les Douglas	4	2	1	3	2
Eddie Wares	4	0	3	3	2
Jack Stewart	4	1	1	2	8
Jimmy Orlando	4	0	2	2	6
Syd Howe	3	1	0	1	0
Alex Motter	1	0	1	1	0
Harold Jackson	4	0	1	1	4
Harry Watson	1	0	0	0	0
Joe Fisher	1	0	0	0	0
Cully Simon	3	0	0	0	0

Adam Brown	4	0	0	0	2		
GOALTENDER	GP	W	L	MIN	GA	SO	AVG
Johnny Mowers	4	4	0	240	5	2	1.25

BOSTON

Art Jackson	4	3	0	3	7		
Herb Cain	2	0	2	2	0		
Bill Cowley	4	0	2	2	2		
Jack Crawford	3	1	0	1	2		
Ab DeMarco	4	1	0	1	0		
Flash Hollett	4	0	1	1	0		
Don Gallinger	4	0	1	1	4		
Murph Chamberlain	4	0	1	1	6		
Bep Guidolin	4	0	1	1	8		
Ossie Aubuchon	1	0	0	0	0		
Jackie Schmidt	2	0	0	0	0		
Dit Clapper	4	0	0	0	0		
Irvin Boyd	4	0	0	0	2		
Busher Jackson	4	0	0	0	2		
Jack Shewchuk	4	0	0	0	4		
GOALTENDER	GP	W	L	MIN	GA	SO	AVG
Frank Brimsek	4	0	4	240	16	0	4.00

1944

MONTREAL	GP	G	A	PTS	PIM		
Toe Blake	4	3	5	8	2		
Maurice Richard	4	5	2	7	4		
Elmer Lach	4	2	3	5	0		
Ray Getliffe	4	2	1	3	4		
Phil Watson	4	2	1	3	6		
Butch Bouchard	4	0	3	3	0		
Murph Chamberlain	4	1	0	1	2		
Mike McMahon	4	1	0	1	12		
Gerry Heffernan	2	0	1	1	0		
Buddy O'Connor	3	0	1	1	2		
Leo Lamoureux	4	0	1	1	2		
Fern Majeau	1	0	0	0	0		
Bob Fillion	2	0	0	0	2		
Glen Harmon	4	0	0	0	0		
GOALTENDER	GP	W	L	MIN	GA	SO	AVG
Bill Durnan	4	4	0	249	8	0	1.93

CHICAGO

George Allen	4	3	2	5	4		
Clint Smith	4	1	3	4	0		
John Harms	4	3	0	3	2		
Doug Bentley	4	1	2	3	2		
Cully Dahlstrom	4	0	2	2	2		
Virgil Johnson	4	0	1	1	2		
Bill Mosienko	4	0	1	1	2		
Art Wiebe	4	0	1	1	4		
George Grigor	1	0	0	0	0		
Jacques Toupin	1	0	0	0	0		
Johnny Gottselig	2	0	0	0	0		
Earl Seibert	4	0	0	0	0		
Fido Purpur	4	0	0	0	0		
Joe Cooper	4	0	0	0	6		
GOALTENDER	GP	W	L	MIN	GA	SO	AVG
Mike Karakas	4	0	4	249	16	0	3.86

1945

TORONTO		GP	G	A	PTS	PIM		
Ted Kennedy		7	4	1	5	2		
Mel Hill		7	1	2	3	4		
Babe Pratt		7	1	1	2	4		
Gus Bodnar		7	1	0	1	2		
Moe Morris		7	1	0	1	2		
Sweeney Schriner		7	1	0	1	2		
Nick Metz		3	0	1	1	0		
Wally Stanowski		7	0	1	1	0		
Bob Davidson		7	0	1	1	0		
John McCreedy		4	0	0	0	0		
Reg Hamilton		7	0	0	0	0		
Art Jackson		7	0	0	0	0		
Don Metz		7	0	0	0	0		
Lorne Carr		7	0	0	0	5		
GOALTENDER		GP	W	L	MIN	GA	SO	AVG
Frank McCool		7	4	3	434	9	3	1.24

DETROIT

Flash Hollett	7	2	2	4	0
Joe Carveth	7	2	1	3	0
Eddie Bruneteau	7	2	1	3	0
Murray Armstrong	7	2	0	2	0
Ted Lindsay	7	1	0	1	4
Mud Bruneteau	7	0	1	1	2
Bill Quackenbush	7	0	1	1	2
Tony Bukovich	1	0	0	0	0
Steve Wojciechowski	2	0	0	0	0
Fido Purpur	4	0	0	0	4
Syd Howe	5	0	0	0	2
Carl Liscombe	7	0	0	0	0
Jud McAtee	7	0	0	0	0
Earl Seibert	7	0	0	0	2

Harold Jackson	7	0	0	0	4		
GOALTENDER	GP	W	L	MIN	GA	SO	AVG
Harry Lumley	7	3	4	434	9	2	1.24

1946

MONTREAL	GP	G	A	PTS	PIM		
Elmer Lach	5	3	4	7	0		
Maurice Richard	5	3	2	5	0		
Murph Chamberlain	5	2	1	3	0		
Dutch Hiller	5	2	1	3	0		
Butch Bouchard	5	2	1	3	4		
Glen Harmon	5	1	2	3	0		
Bob Fillion	5	2	0	2	2		
Ken Mosdell	5	2	0	2	2		
Frank Eddolls	4	0	1	1	0		
Jimmy Peters	5	1	0	1	4		
Toe Blake	5	1	0	1	5		
Gerry Plamondon	1	0	0	0	0		
Buddy O'Connor	5	0	0	0	0		
Leo Lamoureux	5	0	0	0	2		
Billy Reay	5	0	0	0	2		
Ken Reardon	5	0	0	0	4		
GOALTENDER	GP	W	L	MIN	GA	SO	AVG
Bill Durnan	5	4	1	341	13	0	2.29

BOSTON

Bep Guidolin	5	2	1	3	9		
Don Gallinger	5	1	2	3	0		
Bill Cowley	5	1	2	3	2		
Milt Schmidt	5	1	2	3	2		
Bobby Bauer	5	2	0	2	2		
Terry Reardon	5	2	0	2	2		
Woody Dumart	5	1	1	2	0		
Ken Smith	5	0	2	2	0		
Herb Cain	5	0	2	2	2		
Murray Henderson	5	1	0	1	0		
Jack Crawford	5	1	0	1	0		
Pat Egan	5	1	0	1	4		
Bill Shill	3	0	1	1	2		
Roy Conacher	1	0	0	0	0		
Dit Clapper	1	0	0	0	0		
Jack McGill	5	0	0	0	0		
Jack Church	5	0	0	0	2		
GOALTENDER	GP	W	L	MIN	GA	SO	AVG
Frank Brimsek	5	1	4	341	19	0	3.34

1947

TORONTO	GP	G	A	PTS	PIM		
Ted Kennedy	6	3	2	5	2		
Vic Lynn	6	3	1	4	12		
Harry Watson	6	2	1	3	0		
Gaye Stewart	6	1	2	3	6		
Howie Meeker	6	0	3	3	6		
Bud Poile	5	2	0	2	2		
Syl Apps	6	1	1	2	0		
Gus Mortson	6	1	1	2	6		
Don Metz	6	0	2	2	4		
Bill Barilko	6	0	2	2	6		
Gus Bodnar	1	0	0	0	0		
Nick Metz	1	0	0	0	0		
Wally Stanowski	5	0	0	0	0		
Joe Klukay	6	0	0	0	0		
Garth Boesch	6	0	0	0	6		
Jimmy Thomson	6	0	0	0	12		
Bill Ezinicki	6	0	0	0	16		
GOALTENDER	GP	W	L	MIN	GA	SO	AVG
Turk Broda	6	4	2	377	13	1	2.07

MONTREAL

Buddy O'Connor	6	3	3	6	0		
Toe Blake	6	0	4	4	0		
Maurice Richard	5	3	0	3	25		
Butch Bouchard	6	0	3	3	14		
Leo Gravelle	4	2	0	2	2		
Billy Reay	6	2	0	2	2		
Glen Harmon	6	1	1	2	0		
George Allen	6	1	1	2	6		
Roger Leger	6	0	2	2	6		
Murph Chamberlain	6	1	0	1	6		
John Quilty	2	0	1	1	2		
Jimmy Peters	6	0	1	1	4		
Leo Lamoureux	2	0	0	0	4		
Hub Macey	3	0	0	0	0		
Ken Reardon	4	0	0	0	16		
Bob Fillion	5	0	0	0	0		
Frank Eddolls	5	0	0	0	2		
Murdo MacKay	6	0	0	0	0		
GOALTENDER	GP	W	L	MIN	GA	SO	AVG
Bill Durnan	6	2	4	377	13	1	2.07

Max Bentley	4	2	4	6	0		
Ted Kennedy	4	2	2	4	0		
Syl Apps	4	2	2	4	0		
Les Costello	4	1	2	3	0		
Gus Mortson	1	1	1	2	0		
Joe Klukay	4	1	1	2	2		
Bill Ezinicki	4	1	1	2	4		
Vic Lynn	4	1	1	2	18		
Garth Boesch	4	1	0	1	0		
Howie Meeker	4	1	0	1	7		
Phil Samis	3	0	1	1	2		
Wally Stanowski	4	0	1	1	0		
Jimmy Thomson	4	0	1	1	5		
Nick Metz	4	0	0	0	2		
Bill Barilko	4	0	0	0	13		
GOALTENDER	GP	W	L	MIN	GA	SO	AVG
Turk Broda	4	4	0	240	7	1	1.75
DETROIT	GP	G	A	PTS	PIM		
Pete Horeck	4	2	2	4	8		
Jim McFadden	4	1	1	2	0		
Jim Conacher	4	1	0	1	0		
Ted Lindsay	4	1	0	1	2		
Leo Reise Jr.	4	1	0	1	4		
Fern Gauthier	4	1	0	1	5		
Pat Lundy	1	0	1	1	0		
Lee Fogolin	2	0	1	1	6		
Bill Quackenbush	4	0	1	1	0		
Marty Pavelich	4	0	1	1	2		
Sid Abel	4	0	1	1	9		
Enio Scisizzi	1	0	0	0	0		
Al Dewsbury	1	0	0	0	0		
Rod Morrison	1	0	0	0	0		
Bep Guidolin	1	0	0	0	2		
Jack Stewart	3	0	0	0	0		
Eddie Bruneteau	3	0	0	0	0		
Max McNab	3	0	0	0	2		
Red Kelly	4	0	0	0	0		
Gordie Howe	4	0	0	0	9		
GOALTENDER	GP	W	L	MIN	GA	SO	AVG
Harry Lumley	4	0	4	240	18	0	4.50

1949

TORONTO	GP	G	A	PTS	PIM		
Sid Smith	4	3	1	4	0		
Max Bentley	4	2	2	4	0		
Ray Timgren	4	1	3	4	0		
Jimmy Thomson	4	1	3	4	4		
Joe Klukay	4	1	2	3	2		
Ted Kennedy	4	1	2	3	2		
Fleming MacKell	4	0	3	3	2		
Cal Gardner	4	1	1	2	0		
Bill Ezinicki	4	1	1	2	10		
Gus Mortson	4	1	0	1	2		
Harry Watson	4	0	1	1	2		
Garth Boesch	4	0	1	1	4		
Bill Barilko	4	0	1	1	8		
Vic Lynn	4	0	0	0	0		
Bob Dawes	4	0	0	0	2		
Bill Juzda	4	0	0	0	4		
GOALTENDER	GP	W	L	MIN	GA	SO	AVG
Turk Broda	4	4	0	258	5	0	1.16
DETROIT	GP	G	A	PTS	PIM		
Ted Lindsay	4	1	2	3	6		
George Gee	4	1	2	3	14		
Pete Horeck	4	1	1	2	4		
Jack Stewart	4	1	1	2	8		
Gordie Howe	4	0	2	2	2		
Bill Quackenbush	4	1	0	1	0		
Jim McFadden	4	0	1	1	4		
Fred Glover	2	0	0	0	0		
Gerry Reid	2	0	0	0	2		
Marty Pavelich	2	0	0	0	4		
Gerry Couture	3	0	0	0	0		
Bud Poile	3	0	0	0	0		
Lee Fogolin	3	0	0	0	0		
Nels Podolsky	3	0	0	0	0		
Enio Scisizzi	3	0	0	0	2		
Max McNab	3	0	0	0	2		
Red Kelly	4	0	0	0	0		
Leo Reise Jr.	4	0	0	0	2		
Sid Abel	4	0	0	0	4		
GOALTENDER	GP	W	L	MIN	GA	SO	AVG
Harry Lumley	4	0	4	258	12	0	2.79

1950

DETROIT	GP	G	A	PTS	PIM		
Sid Abel	7	5	2	7	2		
Ted Lindsay	6	4	2	6	6		
Gerry Couture	7	4	2	6	0		
George Gee	7	2	3	5	0		
Pete Babando	5	2	2	4	2		
Joe Carveth	7	1	3	4	4		

Jim McFadden	7	2	1	3	2		
Marty Pavelich	7	2	1	3	6		
Al Dewsbury	5	0	3	3	8		
Red Kelly	7	0	3	3	2		
Jack Stewart	7	0	3	3	10		
Jimmy Peters	5	0	2	2	0		
Johnny Wilson	5	0	1	1	0		
Marcel Pronovost	6	0	1	1	4		
Doug McKay	1	0	0	0	0		
Larry Wilson	2	0	0	0	0		
Clare Martin	3	0	0	0	0		
Max McNab	4	0	0	0	0		
Lee Fogolin	4	0	0	0	2		
Steve Black	6	0	0	0	0		
Leo Reise Jr.	7	0	0	0	8		
GOALTENDER	GP	W	L	MIN	GA	SO	AVG
Harry Lumley	7	4	3	459	17	1	2.22
NY RANGERS	GP	G	A	PTS	PIM		
Edgar Laprade	7	3	3	6	2		
Tony Leswick	7	2	4	6	2		
Buddy O'Connor	7	3	1	4	2		
Dunc Fisher	7	2	2	4	12		
Nick Mickoski	7	0	4	4	0		
Allan Stanley	7	2	1	3	6		
Alex Kaleta	7	0	3	3	0		
Ed Slowinski	7	0	3	3	4		
Don Raleigh	7	2	0	2	0		
Pentti Lund	7	1	1	2	0		
Pat Egan	7	1	1	2	4		
Gus Kyle	7	1	0	1	14		
Jack Gordon	4	0	1	1	2		
Jack Lancien	2	0	0	0	0		
Fred Shero	4	0	0	0	0		
Jack McLeod	5	0	0	0	0		
Frank Eddolls	7	0	0	0	2		
GOALTENDER	GP	W	L	MIN	GA	SO	AVG
Chuck Rayner	7	3	4	459	22	0	2.88

1951

TORONTO	GP	G	A	PTS	PIM		
Tod Sloan	5	3	4	7	7		
Sid Smith	5	5	1	6	0		
Ted Kennedy	5	2	4	6	2		
Max Bentley	5	0	4	4	2		
Harry Watson	5	1	2	3	4		
Howie Meeker	5	1	1	2	10		
Bill Barilko	5	1	0	1	6		
Gus Mortson	5	0	1	1	0		
Danny Lewicki	3	0	0	0	0		
Fern Flaman	3	0	0	0	6		
Ray Timgren	5	0	0	0	0		
Joe Klukay	5	0	0	0	0		
Cal Gardner	5	0	0	0	0		
Bill Juzda	5	0	0	0	2		
Fleming MacKell	5	0	0	0	2		
Jimmy Thomson	5	0	0	0	4		
GOALTENDERS	GP	W	L	MIN	GA	SO	AVG
Al Rollins	3	3	0	193	5	0	1.55
Turk Broda	2	1	1	129	5	0	2.33
MONTREAL	GP	G	A	PTS	PIM		
Maurice Richard	5	5	2	7	4		
Billy Reay	5	1	2	3	10		
Doug Harvey	5	0	3	3	2		
Paul Masnick	5	2	0	2	4		
Paul Meger	5	1	1	2	2		
Bert Olmstead	5	0	2	2	7		
Elmer Lach	5	1	0	1	2		
Butch Bouchard	5	0	1	1	0		
Bud MacPherson	5	0	1	1	4		
Ross Lowe	1	0	0	0	0		
Bob Dawes	1	0	0	0	2		
Eddie Mazur	2	0	0	0	0		
Calum MacKay	5	0	0	0	0		
Tom Johnson	5	0	0	0	2		
Ken Mosdell	5	0	0	0	2		
Floyd Curry	5	0	0	0	2		
Bernie Geoffrion	5	0	0	0	4		
GOALTENDER	GP	W	L	MIN	GA	SO	AVG
Gerry McNeil	5	1	4	322	13	0	2.42

1952

DETROIT	GP	G	A	PTS	PIM		
Ted Lindsay	4	3	0	3	4		
Metro Prystai	4	2	1	3	0		
Gordie Howe	4	2	1	3	2		
Tony Leswick	4	2	1	3	14		
Marty Pavelich	4	1	2	3	2		
Glen Skov	4	1	2	3	12		
Vic Stasiuk	3	0	1	1	0		
Johnny Wilson	4	0	1	1	0		
Alex Delvecchio	4	0	1	1	2		
Sid Abel	4	0	1	1	2		

Leo Reise Jr.	2	0	0	0	0		
Red Kelly	3	0	0	0	0		
Larry Zeidel	3	0	0	0	0		
Benny Woit	4	0	0	0	2		
Marcel Pronovost	4	0	0	0	2		
Bob Goldham	4	0	0	0	4		
GOALTENDER	GP	W	L	MIN	GA	SO	AVG
Terry Sawchuk	4	4	0	240	2	2	0.50
MONTREAL	GP	G	A	PTS	PIM		
Tom Johnson	4	1	0	1	0		
Elmer Lach	4	1	0	1	4		
Bernie Geoffrion	4	0	1	1	0		
Floyd Curry	4	0	1	1	0		
Bert Olmstead	4	0	1	1	2		
Stan Long	2	0	0	0	0		
Dollard St. Laurent	2	0	0	0	0		
Dick Gamble	2	0	0	0	0		
Billy Reay	3	0	0	0	0		
Eddie Mazur	3	0	0	0	4		
Paul Meger	4	0	0	0	0		
Bud MacPherson	4	0	0	0	0		
Maurice Richard	4	0	0	0	4		
Butch Bouchard	4	0	0	0	6		
Doug Harvey	4	0	0	0	6		
Paul Masnick	4	0	0	0	6		
Dickie Moore	4	0	0	0	12		
GOALTENDER	GP	W	L	MIN	GA	SO	AVG
Gerry McNeil	4	0	4	240	10	0	2.50

GOALTENDER	GP	W	L	MIN	GA	SO	AVG
Terry Sawchuk	7	4	3	430	12	1	1.67
MONTREAL	GP	G	A	PTS	PIM		
Floyd Curry	7	3	0	3	2		
Maurice Richard	7	3	0	3	20		
Bernie Geoffrion	7	2	1	3	16		
Dickie Moore	7	1	2	3	8		
Paul Masnick	6	0	3	3	4		
Elmer Lach	4	0	2	2	0		
Jean Beliveau	6	0	2	2	2		
Dollard St. Laurent	6	1	0	1	6		
Ken Mosdell	7	1	0	1	2		
Tom Johnson	7	1	0	1	8		
Calum MacKay	3	0	1	1	0		
Doug Harvey	6	0	1	1	4		
Eddie Mazur	7	0	1	1	0		
Bert Olmstead	7	0	1	1	8		
Paul Meger	2	0	0	0	2		
Bud MacPherson	2	0	0	0	4		
Gaye Stewart	3	0	0	0	0		
John McCormack	4	0	0	0	0		
Butch Bouchard	7	0	0	0	4		
Lorne Davis	7	0	0	0	6		
GOALTENDERS	GP	W	L	MIN	GA	SO	AVG
Gerry McNeil	3	2	1	190	3	1	0.95
Jacques Plante	4	1	3	240	10	0	2.50

1955

DETROIT	GP	G	A	PTS	PIM		
Gordie Howe	7	5	7	12	24		
Ted Lindsay	7	5	6	11	6		
Alex Delvecchio	7	6	4	10	0		
Dutch Reibel	7	2	5	7	2		
Vic Stasiuk	7	3	3	6	2		
Red Kelly	7	2	3	5	17		
Marcel Pronovost	7	1	2	3	2		
Marty Pavelich	7	1	2	3	12		
Bob Goldham	7	0	2	2	2		
Jim Hay	5	1	0	1	0		
Glen Skov	7	1	0	1	4		
Marcel Bonin	7	0	1	1	4		
Tony Leswick	7	0	1	1	10		
Johnny Wilson	7	0	0	0	0		
Bill Dineen	7	0	0	0	2		
Benny Woit	7	0	0	0	4		
GOALTENDER	GP	W	L	MIN	GA	SO	AVG
Terry Sawchuk	7	4	3	420	20	0	2.86
MONTREAL	GP	G	A	PTS	PIM		
Bernie Geoffrion	7	6	2	8	2		
Jean Beliveau	7	3	5	8	12		
Floyd Curry	7	5	1	6	2		
Calum MacKay	7	2	4	6	2		
Ken Mosdell	7	1	4	5	6		
Doug Harvey	7	0	5	5	4		
Jack Leclair	7	2	0	2	2		
Dickie Moore	7	0	2	2	16		
Tom Johnson	7	1	0	1	16		
Dollard St. Laurent	7	0	1	1	10		
Bert Olmstead	7	0	1	1	14		
Butch Bouchard	7	0	1	1	31		
Jim Bartlett	2	0	0	0	0		
Paul Ronty	2	0	0	0	2		
Dick Gamble	2	0	0	0	2		
George McAvoy	3	0	0	0	0		
Don Marshall	7	0	0	0	2		
GOALTENDERS	GP	W	L	MIN	GA	SO	AVG
Jacques Plante	7	3	3	403	24	0	3.57
Charlie Hodge	1	0	1	17	3	0	10.59

1956

MONTREAL	GP	G	A	PTS	PIM		
Jean Beliveau	5	7	3	10	8		
Bert Olmstead	5	0	8	8	4		
Bernie Geoffrion	5	3	3	6	2		
Maurice Richard	5	2	2	4	12		
Floyd Curry	5	1	3	4	4		
Henri Richard	5	2	1	3	11		
Claude Provost	5	1	2	3	2		
Dickie Moore	5	0	3	3	6		
Doug Harvey	5	0	3	3	6		
Jack Leclair	5	1	1	2	4		
Don Marshall	5	1	0	1	0		
Ken Mosdell	4	0	1	1	0		
Jean-Guy Talbot	4	0	1	1	2		
Butch Bouchard	1	0	0	0	0		
Dollard St. Laurent	3	0	0	0	2		
Bob Turner	5	0	0	0	4		
Tom Johnson	5	0	0	0	8		
GOALTENDER	GP	W	L	MIN	GA	SO	AVG
Jacques Plante	5	4	1	300	9	1	1.80

DETROIT	GP	G	A	PTS	PIM		
Gordie Howe	5	1	5	6	4		
Ted Lindsay	5	2	3	5	6		
Alex Delvecchio	5	3	1	4	0		
Norm Ullman	5	1	1	2	11		
Red Kelly	5	1	0	1	2		
Bill Dineen	5	1	0	1	4		
Al Arbour	4	0	1	1	0		
Dutch Reibel	5	0	1	1	2		
John Bucyk	5	0	1	1	4		
Lorne Ferguson	5	0	1	1	8		
Marty Pavelich	5	0	1	1	8		
Cummy Burton	1	0	0	0	0		
Murray Costello	2	0	0	0	0		
Gord Hollingworth	2	0	0	0	2		
Gerry Melnyk	4	0	0	0	0		
Metro Prystai	4	0	0	0	4		
Bob Goldham	5	0	0	0	2		
Marcel Pronovost	5	0	0	0	2		
Larry Hillman	5	0	0	0	2		
GOALTENDER	GP	W	L	MIN	GA	SO	AVG
Glenn Hall	5	1	4	300	18	0	3.60

1957

MONTREAL	GP	G	A	PTS	PIM		
Bernie Geoffrion	5	4	2	6	2		
Doug Harvey	5	0	5	5	6		
Maurice Richard	5	4	0	4	2		
Floyd Curry	5	2	2	4	0		
Dickie Moore	5	1	3	4	2		
Don Marshall	5	1	2	3	2		
Phil Goyette	5	1	1	2	2		
Jean Beliveau	5	1	1	2	6		
Tom Johnson	5	0	2	2	2		
Henri Richard	5	0	2	2	8		
Bert Olmstead	5	0	2	2	9		
Andre Pronovost	3	1	0	1	0		
Connie Broden	4	0	1	1	0		
Claude Provost	5	0	1	1	2		
Dollard St. Laurent	5	0	1	1	9		
Bob Turner	2	0	0	0	0		
Jean-Guy Talbot	5	0	0	0	6		
GOALTENDER	GP	W	L	MIN	GA	SO	AVG
Jacques Plante	5	4	1	300	5	1	1.00
BOSTON	GP	G	A	PTS	PIM		
Fleming MacKell	5	4	0	4	2		
Don McKenney	5	1	1	2	0		
Leo Labine	5	1	1	2	12		
Larry Regan	5	0	2	2	4		
Doug Mohns	5	0	1	1	0		
Bob Armstrong	5	0	1	1	2		
Jerry Toppazzini	5	0	1	1	2		
Leo Boivin	5	0	1	1	4		
Fern Flaman	5	0	1	1	13		
Cal Gardner	5	0	0	0	0		
Jack Caffery	5	0	0	0	0		
Vic Stasiuk	5	0	0	0	2		
Real Chevrefils	5	0	0	0	2		
Jack Bionda	5	0	0	0	6		
Buddy Boone	5	0	0	0	10		
Johnny Peirson	5	0	0	0	12		
GOALTENDER	GP	W	L	MIN	GA	SO	AVG
Don Simmons	5	1	4	300	15	1	3.00

1958

MONTREAL	GP	G	A	PTS	PIM		
Bernie Geoffrion	6	5	3	8	0		
Doug Harvey	6	2	5	7	8		
Jean Beliveau	6	2	4	6	8		
Dickie Moore	6	1	5	6	2		
Maurice Richard	6	4	1	5	8		
Henri Richard	6	1	2	3	9		
Claude Provost	6	1	0	1	2		
Bert Olmstead	5	0	1	1	0		
Marcel Bonin	5	0	1	1	10		
Don Marshall	6	0	1	1	0		
Connie Broden	1	0	0	0	0		
Ab McDonald	1	0	0	0	2		
Tom Johnson	2	0	0	0	0		
Albert Langlois	3	0	0	0	0		
Floyd Curry	3	0	0	0	0		
Dollard St. Laurent	4	0	0	0	8		
Bob Turner	6	0	0	0	2		
Phil Goyette	6	0	0	0	2		
Jean-Guy Talbot	6	0	0	0	6		
Andre Pronovost	6	0	0	0	10		
GOALTENDER	GP	W	L	MIN	GA	SO	AVG
Jacques Plante	6	4	2	366	14	1	2.30
BOSTON	GP	G	A	PTS	PIM		
Larry Regan	6	2	4	6	2		
Don McKenney	6	4	1	5	0		
Fleming Mackell	6	1	4	5	6		

Bronco Horvath	6	3	1	4	4		
Allan Stanley	6	1	2	3	4		
Vic Stasiuk	6	0	3	3	0		
Norm Johnson	6	2	0	2	4		
Jerry Toppazzini	6	1	1	2	2		
Doug Mohns	6	0	2	2	8		
Leo Labine	6	0	2	2	8		
Buddy Boone	6	0	1	1	4		
Fern Flaman	6	0	1	1	4		
Leo Boivin	6	0	1	1	9		
Johnny Peirson	2	0	0	0	0		
Larry Hillman	5	0	0	0	2		
John Bucyk	6	0	0	0	6		
GOALTENDER	GP	W	L	MIN	GA	SO	AVG
Don Simmons	6	2	4	366	15	0	2.46

1959

MONTREAL	GP	G	A	PTS	PIM		
Bernie Geoffrion	5	3	4	7	6		
Ralph Backstrom	5	3	4	7	8		
Henri Richard	5	1	5	6	5		
Doug Harvey	5	0	6	6	10		
Marcel Bonin	5	3	2	5	2		
Dickie Moore	5	2	3	5	8		
Claude Provost	5	2	2	4	2		
Tom Johnson	5	2	1	3	2		
Ab McDonald	5	1	1	2	0		
Phil Goyette	5	0	2	2	0		
Andre Pronovost	5	1	0	1	0		
Don Marshall	5	0	1	1	0		
Jean-Guy Talbot	5	0	1	1	6		
Bob Turner	5	0	1	1	8		
Bill Hicke	1	0	0	0	0		
Albert Langlois	4	0	0	0	2		
Maurice Richard	4	0	0	0	2		
GOALTENDER	GP	W	L	MIN	GA	SO	AVG
Jacques Plante	5	4	1	310	12	0	2.32
TORONTO	GP	G	A	PTS	PIM		
Billy Harris	5	3	1	4	14		
Frank Mahovlich	5	2	2	4	6		
Gerry Ehman	5	0	4	4	4		
Ron Stewart	5	2	1	3	2		
Dick Duff	5	2	1	3	4		
Bert Olmstead	5	2	1	3	6		
Bob Pulford	5	1	2	3	4		
George Armstrong	5	0	2	2	6		
Carl Brewer	5	0	2	2	18		
Dave Creighton	5	0	1	1	0		
Tim Horton	5	0	1	1	2		
Allan Stanley	5	0	1	1	2		
Barry Cullen	1	0	0	0	0		
Noel Price	2	0	0	0	2		
Larry Regan	3	0	0	0	0		
Brian Cullen	3	0	0	0	0		
Marc Reaume	4	0	0	0	0		
Bob Baun	5	0	0	0	11		
GOALTENDER	GP	W	L	MIN	GA	SO	AVG
Johnny Bower	5	1	4	310	18	0	3.48

1960

MONTREAL	GP	G	A	PTS	PIM		
Henri Richard	4	3	5	8	9		
Bernie Geoffrion	4	0	6	6	0		
Dickie Moore	4	2	3	5	2		
Jean Beliveau	4	4	0	4	4		
Maurice Richard	4	1	2	3	2		
Phil Goyette	4	2	0	2	2		
Doug Harvey	4	2	0	2	6		
Marcel Bonin	4	0	2	2	6		
Albert Langlois	4	0	2	2	12		
Don Marshall	4	1	0	1	0		
Bill Hicke	4	0	1	1	0		
Jean-Guy Talbot	4	0	1	1	4		
Claude Provost	4	0	1	1	0		
Andre Pronovost	4	0	1	1	0		
Bob Turner	4	0	0	0	0		
Ralph Backstrom	4	0	0	0	2		
Tom Johnson	4	0	0	0	2		
GOALTENDER	GP	W	L	MIN	GA	SO	AVG
Jacques Plante	4	4	0	240	5	1	1.25
TORONTO	GP	G	A	PTS	PIM		
Bert Olmstead	4	2	0	2	0		
Larry Regan	4	1	1	2	0		
Red Kelly	4	0	2	2	2		
George Armstrong	4	0	2	2	2		
Johnny Wilson	4	1	0	1	2		
Bob Baun	4	1	0	1	17		
Billy Harris	3	0	1	1	0		
Tim Horton	4	0	1	1	0		
Dick Duff	4	0	1	1	2		
Garry Edmundson	4	0	1	1	2		
Carl Brewer	4	0	1	1	6		

Gerry Ehman	3	0	0	0	2		
Allan Stanley	4	0	0	0	0		
Gerry James	4	0	0	0	0		
Ron Stewart	4	0	0	0	0		
Frank Mahovlich	4	0	0	0	0		
Bob Pulford	4	0	0	0	8		
GOALTENDER	GP	W	L	MIN	GA	SO	AVG
Johnny Bower	4	0	4	240	15	0	3.75

1961

CHICAGO	GP	G	A	PTS	PIM		
Pierre Pilote	6	2	6	8	2		
Stan Mikita	6	3	4	7	2		
Bobby Hull	6	2	5	7	2		
Murray Balfour	5	3	3	6	4		
Bill Hay	6	1	3	4	8		
Ron Murphy	6	2	1	3	0		
Kenny Wharram	6	2	1	3	10		
Ab McDonald	6	1	1	2	0		
Eric Nesterenko	6	1	1	2	2		
Reggie Fleming	6	1	0	1	2		
Jack Evans	6	1	0	1	10		
Ed Litzenberger	4	0	1	1	0		
Dollard St. Laurent	5	0	1	1	2		
Tod Sloan	6	0	1	1	6		
Moose Vasko	6	0	1	1	6		
Chico Maki	1	0	0	0	0		
Wayne Hillman	1	0	0	0	0		
Wayne Hicks	1	0	0	0	2		
Al Arbour	3	0	0	0	2		
Earl Balfour	6	0	0	0	0		
GOALTENDER	GP	W	L	MIN	GA	SO	AVG
Glenn Hall	6	4	2	360	12	0	2.00

DETROIT	GP	G	A	PTS	PIM
Gordie Howe	6	1	7	8	8
Alex Delvecchio	6	3	3	6	0
Al Johnson	6	1	2	3	0
Vic Stasiuk	6	1	2	3	4
Bruce MacGregor	6	1	2	3	6
Howie Young	6	1	1	2	18
Norm Ullman	5	0	2	2	2
Val Fonteyne	6	0	2	2	0
Len Lunde	5	1	0	1	0
Parker MacDonald	6	1	0	1	0
Leo Labine	6	1	0	1	0
Howie Glover	6	1	0	1	0
Marcel Pronovost	4	0	1	1	0
Warren Godfrey	6	0	1	1	10
Gerry Melnyk	6	0	0	0	0
Gerry Odrowski	6	0	0	0	4
Pete Goegan	6	0	0	0	14

1962

TORONTO							
	GP	G	A	PTS	PIM		
Frank Mahovlich	6	4	3	7	21		
George Armstrong	6	3	4	7	0		
Tim Horton	6	1	6	7	12		
Dick Duff	6	1	4	5	16		
Ron Stewart	6	0	5	5	2		
Bob Pulford	6	3	0	3	14		
Billy Harris	6	2	1	3	0		
Dave Keon	6	2	1	3	0		
Red Kelly	6	1	2	3	0		
Bob Baun	6	0	3	3	15		
Bob Nevin	6	1	1	2	4		
Bert Olmstead	4	0	1	1	0		
Allan Stanley	6	0	1	1	2		
Carl Brewer	6	0	1	1	18		
Al Arbour	2	0	0	0	0		
Ed Litzenberger	4	0	0	0	2		
Eddie Shack	5	0	0	0	12		
GOALTENDERS							
	GP	W	L	MIN	GA	SO	AVG
Johnny Bower	4	2	1	195	7	0	2.15
Don Simmons	3	2	1	165	8	0	2.91

CHICAGO	GP	G	A	PTS	PIM
Bobby Hull	6	4	4	8	6
Stan Mikita	6	3	5	8	15
Ab McDonald	6	3	2	5	0
Bill Hay	6	0	4	4	4
Pierre Pilote	6	0	4	4	6
Eric Nesterenko	6	0	4	4	14
Reggie Fleming	6	2	0	2	18
Bronco Horvath	6	1	1	2	2
Murray Balfour	6	1	1	2	11
Bob Turner	6	1	0	1	0
Kenny Wharram	6	0	1	1	4
Dollard St. Laurent	6	0	1	1	8

Merv Kuryluk	2	0	0	0	0		
Gerry Melnyk	5	0	0	0	2		
Moose Vasko	6	0	0	0	0		
Jack Evans	6	0	0	0	12		
GOALTENDER	GP	W	L	MIN	GA	SO	AVG
Glenn Hall	6	2	4	360	18	1	3.00

1963

TORONTO	GP	G	A	PTS	PIM		
Dave Keon	5	4	2	6	0		
Red Kelly	5	2	2	4	2		
Tim Horton	5	1	3	4	4		
Allan Stanley	5	0	4	4	4		
Bob Nevin	5	3	0	3	0		
Dick Duff	5	2	1	3	2		
George Armstrong	5	1	2	3	0		
Ed Litzenberger	5	1	2	3	4		
Bob Pulford	5	0	3	3	8		
Ron Stewart	5	2	0	2	2		
Eddie Shack	5	1	1	2	4		
Frank Mahovlich	4	0	1	1	4		
Billy Harris	5	0	1	1	0		
Kent Douglas	5	0	1	1	2		
Carl Brewer	5	0	1	1	4		
Bob Baun	5	0	1	1	6		
John MacMillan	1	0	0	0	0		
GOALTENDER	GP	W	L	MIN	GA	SO	AVG
Johnny Bower	5	4	1	300	10	0	2.00

DETROIT	GP	G	A	PTS	PIM		
Gordie Howe	5	3	3	6	8		
Marcel Pronovost	5	0	4	4	0		
Norm Ullman	5	0	4	4	2		
Larry Jeffrey	5	2	1	3	4		
Alex Delvecchio	5	1	2	3	0		
Alex Faulkner	5	2	0	2	2		
Floyd Smith	5	0	2	2	4		
Vic Stasiuk	4	1	0	1	0		
Eddie Joyal	5	1	0	1	0		
Bruce MacGregor	5	0	1	1	0		
Andre Pronovost	5	0	1	1	0		
Parker MacDonald	5	0	1	1	2		
Bob Dillabough	1	0	0	0	0		
Howie Young	2	0	0	0	0		
Gerry Odrowski	2	0	0	0	2		
Val Fonteyne	5	0	0	0	0		
Pete Goegan	5	0	0	0	2		
Doug Barkley	5	0	0	0	6		
Bill Gadsby	5	0	0	0	12		
GOALTENDER	GP	W	L	MIN	GA	SO	AVG
Terry Sawchuk	5	1	4	300	17	0	3.40

1964

TORONTO	GP	G	A	PTS	PIM		
Frank Mahovlich	7	1	7	8	0		
George Armstrong	7	4	3	7	10		
Red Kelly	7	2	4	6	2		
Don MacKenney	5	1	5	6	0		
Dave Keon	7	4	1	5	0		
Bob Pulford	7	3	2	5	10		
Andy Bathgate	7	3	2	5	12		
Allan Stanley	7	1	3	4	12		
Bob Baun	7	1	2	3	16		
Ron Stewart	7	0	3	3	2		
Billy Harris	7	1	1	2	4		
Tim Horton	7	0	2	2	12		
Gerry Ehman	7	1	0	1	2		
Carl Brewer	5	0	1	1	10		
Al Arbour	1	0	0	0	0		
Ed Litzenberger	1	0	0	0	10		
Larry Hillman	6	0	0	0	2		
Jim Pappin	7	0	0	0	0		
Eddie Shack	7	0	0	0	4		
GOALTENDER	GP	W	L	MIN	GA	SO	AVG
Johnny Bower	7	4	3	430	17	1	2.37

DETROIT	GP	G	A	PTS	PIM
Gordie Howe	7	4	4	8	8
Alex Delvecchio	7	1	4	5	0
Norm Ullman	7	1	3	4	2
Floyd Smith	7	3	0	3	0
Bruce MacGregor	7	3	0	3	4
Doug Barkley	7	0	3	3	8
Eddie Joyal	7	2	1	3	6
Larry Jeffrey	7	1	2	3	4
Pit Martin	7	1	2	3	10
Andre Pronovost	7	0	2	2	8
Bill Gadsby	7	0	2	2	14
Paul Henderson	7	1	0	1	4
John MacMillan	4	0	1	1	2
Parker MacDonald	7	0	1	1	0
Alex Faulkner	1	0	0	0	0

Bob Dillabough	1	0	0	0	0		
Irv Spencer	7	0	0	0	0		
Albert Langlois	7	0	0	0	0	8	
Marcel Pronovost	7	0	0	0	0	8	
GOALTENDER	GP	W	L	MIN	GA	SO	AVG
Terry Sawchuk	7	3	4	430	22	0	3.07

1965

MONTREAL	GP	G	A	PTS	PIM		
Jean Beliveau	7	5	5	10	18		
Dick Duff	7	3	5	8	5		
Bobby Rousseau	7	1	5	6	4		
J.C. Tremblay	7	1	5	6	14		
Henri Richard	7	3	0	3	20		
John Ferguson	7	2	1	3	13		
Ted Harris	7	0	3	3	34		
Yvan Cournoyer	7	2	0	2	0		
Ralph Backstrom	7	1	1	2	4		
Claude Provost	7	0	2	2	12		
Noel Picard	3	0	1	1	0		
Red Berenson	7	0	1	1	2		
Jean Gauthier	2	0	0	0	4		
Dave Balon	5	0	0	0	0		
Claude Larose	7	0	0	0	4		
Jimmy Roberts	7	0	0	0	14		
Jean-Guy Talbot	7	0	0	0	18		
Terry Harper	7	0	0	0	19		
GOALTENDERS	GP	W	L	MIN	GA	SO	AVG
Gump Worsley	4	3	1	240	5	2	1.25
Charlie Hodge	3	1	2	180	7	1	2.33

CHICAGO	GP	G	A	PTS	PIM		
Bobby Hull	7	2	2	4	10		
Chico Maki	7	1	3	4	8		
Pierre Pilote	5	0	3	3	14		
Stan Mikita	7	0	3	3	35		
Fred Stanfield	7	1	1	2	0		
Matt Ravlich	7	1	1	2	8		
Phil Esposito	7	1	1	2	8		
Moose Vasko	7	1	1	2	12		
Doug Mohns	7	1	1	2	15		
Kenny Wharram	5	1	0	1	2		
Bill Hay	7	1	0	1	0		
Camille Henry	7	1	0	1	2		
Doug Jarrett	7	1	0	1	10		
Dennis Hull	1	0	0	0	0		
John McKenzie	4	0	0	0	0		
Gerry Melnyk	6	0	0	0	0		
Eric Nesterenko	7	0	0	0	6		
Al MacNeil	7	0	0	0	12		
GOALTENDERS	GP	W	L	MIN	GA	SO	AVG
Glenn Hall	7	3	4	400	15	0	2.25
Denis DeJordy	1	0	0	20	3	0	9.00

1966

MONTREAL	GP	G	A	PTS	PIM		
J.C. Tremblay	6	1	5	6	0		
Jean Beliveau	6	3	2	5	0		
Henri Richard	6	1	4	5	2		
Gilles Tremblay	6	2	2	4	0		
Ralph Backstrom	6	2	2	4	2		
Dave Balon	6	2	2	4	16		
Dick Duff	6	1	3	4	2		
Yvan Cournoyer	6	2	1	3	0		
Bobby Rousseau	6	1	2	3	4		
Terry Harper	6	1	2	3	4		
Leon Rochefort	4	1	1	2	4		
Claude Provost	6	1	1	2	2		
Noel Price	1	0	1	1	0		
Jean-Guy Talbot	6	0	1	1	8		
Jimmy Roberts	6	0	1	1	10		
Claude Larose	2	0	0	0	0		
Ted Harris	6	0	0	0	4		
John Ferguson	6	0	0	0	8		
GOALTENDER	GP	W	L	MIN	GA	SO	AVG
Gump Worsley	6	4	2	362	14	0	2.32

Murray Hall	1	0	0	0	0	
Bob Wall	4	0	0	0	2	
Val Fonteyne	6	0	0	0	0	
Parker MacDonald	6	0	0	0	2	
Leo Boivin	6	0	0	0	6	
Bryan Watson	6	0	0	0	12	
GOALTENDERS	GP	W	L	MIN	GA	SO
Roger Crozier	6	2	3	308	16	0
Hank Bassen	1	0	1	54	2	0

1967

TORONTO	GP	G	A	PTS	PIM		
Jim Pappin	6	4	4	8	6		
Bob Pulford	6	1	6	7	0		
Pete Stelmowski	6	2	4	6	4		
Tim Horton	6	2	3	5	8		
Mike Walton	6	2	1	3	0		
Red Kelly	6	0	3	3	2		
Larry Hillman	6	1	1	2	0		
Dave Keon	6	1	1	2	0		
Ron Ellis	6	1	1	2	4		
Brian Conacher	6	1	1	2	19		
Frank Mahovlich	6	0	2	2	8		
Marcel Pronovost	6	1	0	1	4		
George Armstrong	6	1	0	1	4		
Allan Stanley	6	0	1	1	6		
Aut Erickson	1	0	0	0	2		
Milan Marcetta	2	0	0	0	0		
Eddie Shack	4	0	0	0	8		
Bob Baun	5	0	0	0	2		
GOALTENDERS	GP	W	L	MIN	GA	SO	AVG
Johnny Bower	3	2	0	163	3	1	1.10
Terry Sawchuk	4	2	2	225	12	0	3.20

MONTREAL	GP	G	A	PTS	PIM		
Henri Richard	6	4	3	7	0		
Jean Beliveau	6	4	2	6	10		
Yvan Cournoyer	6	2	2	4	4		
Bobby Rousseau	6	0	4	4	2		
Dick Duff	6	1	2	3	4		
Ralph Backstrom	6	2	0	2	2		
Leon Rochefort	6	1	1	2	2		
John Ferguson	6	1	1	2	16		
Dave Balon	5	0	2	2	2		
J.C. Tremblay	6	0	2	2	0		
Jimmy Roberts	3	1	0	1	0		
Gilles Tremblay	6	0	1	1	0		
Ted Harris	6	0	1	1	12		
Claude Larose	6	0	1	1	15		
Claude Provost	4	0	0	0	0		
Jean-Guy Talbot	6	0	0	0	0		
Jacques Laperriere	6	0	0	0	2		
Terry Harper	6	0	0	0	6		
GOALTENDERS	GP	W	L	MIN	GA	SO	AVG
Rogie Vachon	5	2	3	308	14	0	2.73
Gump Worsley	2	0	1	80	2	0	1.50

1968

MONTREAL	GP	G	A	PTS	PIM		
Yvan Cournoyer	4	2	2	4	2		
Henri Richard	4	2	1	3	0		
John Ferguson	4	0	3	3	4		
Serge Savard	4	2	0	2	0		
J.C. Tremblay	4	1	1	2	0		
Ralph Backstrom	4	1	1	2	0		
Dick Duff	4	1	1	2	2		
Jacques Lemaire	4	1	1	2	4		
Bobby Rousseau	4	1	0	1	6		
Claude Larose	4	0	1	1	0		
Claude Provost	4	0	1	1	2		
Ted Harris	4	0	1	1	6		
Jean Beliveau	1	0	0	0	0		
Carol Vadnais	1	0	0	0	2		
Mickey Redmond	2	0	0	0	0		
Danny Grant	4	0	0	0	0		
Terry Harper	4	0	0	0	4		
Jacques Laperriere	4	0	0	0	6		
GOALTENDER	GP	W	L	MIN	GA	SO	AVG
Gump Worsley	4	4	0	243	7	1	1.73

ST. LOUIS	GP	G	A	PTS	PIM
Red Berenson	4	2	1	3	7
Frank St. Marseille	4	1	1	2	0
Barclay Plager	4	1	1	2	6
Craig Cameron	1	1	0	1	0
Gary Sabourin	4	1	0	1	2
Dickie Moore	4	1	0	1	4
Doug Harvey	2	0	1	1	4
Gary Veneruzzo	3	0	1	1	0
Al Arbour	4	0	1	1	0
Tim Ecclestone	4	0	1	1	2
Jean-Guy Talbot	4	0	1	1	4

Noel Picard	4	0	1	1	6		
Bill McCreary	3	0	0	0	0		
Gerry Melnyk	3	0	0	0	0		
Ron Schock	4	0	0	0	0		
Larry Keenan	4	0	0	0	0		
Terry Crisp	4	0	0	0	0		
Jimmy Roberts	4	0	0	0	2		
Bob Plager	4	0	0	0	20		
GOALTENDER	GP	W	L	MIN	GA	SO	AVG
Glenn Hall	4	0	4	243	11	0	2.72

1969

MONTREAL	GP	G	A	PTS	PIM		
Dick Duff	4	4	2	6	2		
Jean Beliveau	4	0	5	5	4		
Yvan Cournoyer	4	1	3	4	0		
John Ferguson	4	2	0	2	20		
Ralph Backstrom	4	1	1	2	4		
Serge Savard	4	1	1	2	8		
J.C. Tremblay	4	0	2	2	6		
Bobby Rousseau	4	1	0	1	2		
Jacques Lemaire	4	1	0	1	4		
Ted Harris	4	1	0	1	6		
Claude Provost	3	0	1	1	0		
Mickey Redmond	4	0	1	1	0		
Henri Richard	4	0	1	1	2		
Christian Bordeleau	3	0	0	0	0		
Terry Harper	4	0	0	0	4		
Jacques Laperriere	4	0	0	0	22		
GOALTENDER	GP	W	L	MIN	GA	SO	AVG
Rogie Vachon	4	4	0	240	3	1	0.75

ST. LOUIS	GP	G	A	PTS	PIM		
Frank St. Marseille	4	1	1	2	2		
Terry Gray	3	1	0	1	8		
Larry Keenan	4	1	0	1	8		
Barclay Plager	4	0	1	1	0		
Terry Crisp	4	0	1	1	2		
Jimmy Roberts	4	0	1	1	4		
Bill McCreary	4	0	1	1	4		
Noel Picard	4	0	1	1	8		
Camille Henry	2	0	0	0	0		
Craig Cameron	2	0	0	0	0		
Bob Plager	2	0	0	0	2		
Bill Plager	3	0	0	0	4		
Jean-Guy Talbot	4	0	0	0	2		
Ron Schock	4	0	0	0	2		
Al Arbour	4	0	0	0	4		
Red Berenson	4	0	0	0	4		
Gary Sabourin	4	0	0	0	4		
Ab McDonald	4	0	0	0	4		
Tim Ecclestone	4	0	0	0	10		
GOALTENDERS	GP	W	L	MIN	GA	SO	AVG
Glenn Hall	2	0	2	120	5	0	2.50
Jacques Plante	2	0	2	120	6	0	3.00

1970

BOSTON	GP	G	A	PTS	PIM		
Phil Esposito	4	2	6	8	4		
John Bucyk	4	6	0	6	0		
Derek Sanderson	4	3	3	6	8		
Bobby Orr	4	1	4	5	6		
John McKenzie	4	1	4	5	14		
Ed Westfall	4	2	1	3	0		
Rick Smith	4	1	3	4	2		
Fred Stanfield	4	1	3	4	4		
Ken Hodge	4	0	3	3	2		
Wayne Cashman	4	2	0	2	8		
Wayne Carleton	4	1	1	2	0		
Dallas Smith	4	0	1	1	6		
Don Awrey	4	0	1	1	12		
Bill Speer	1	0	0	0	0		
Bill Lesuk	2	0	0	0	0		
Jim Lorentz	4	0	0	0	0		
Don Marcotte	4	0	0	0	0		
Gary Doak	4	0	0	0	2		
GOALTENDER	GP	W	L	MIN	GA	SO	AVG
Gerry Cheevers	4	4	0	241	7	0	1.74

ST. LOUIS	GP	G	A	PTS	PIM
Frank St. Marseille	4	2	1	3	2
Jimmy Roberts	4	1	1	2	4
Phil Goyette	4	0	2	2	2
Gary Sabourin	4	1	0	1	0
Terry Gray	4	1	0	1	0
Larry Keenan	4	1	0	1	0
Red Berenson	4	1	0	1	4
Bill McCreary	3	0	1	1	0
Ab McDonald	4	0	1	1	0
Tim Ecclestone	4	0	1	1	6
Bob Plager	4	0	1	1	6
Noel Picard	4	0	1	1	14

Barclay Plager	1	0	0	0	0
Ron Anderson	1	0	0	0	2
Norm Dennis	1	0	0	0	2
Bill Plager	2	0	0	0	0
Al Arbour	2	0	0	0	0
Andre Boudrias	3	0	0	0	2
Ray Fortin	3	0	0	0	6
Jean-Guy Talbot	4	0	0	0	0
Terry Crisp	4	0	0	0	0

GOALTENDERS	GP	W	L	MIN	GA	SO
Jacques Plante	1	0	0	24	1	0
Glenn Hall	2	0	2	121	8	0
Ernie Wakely	2	0	2	96	11	0

1971

MONTREAL	GP	G	A	PTS	PIM		
Frank Mahovlich	7	4	4	8	4		
Pete Mahovlich	7	5	2	7	16		
Yvan Cournoyer	7	4	2	6	6		
Jacques Lemaire	7	3	1	4	11		
Jean Beliveau	7	1	3	4	6		
Henri Richard	7	2	1	3	2		
Guy Lapointe	7	1	2	3	19		
Jacques Laperriere	7	0	3	3	2		
J.C. Tremblay	7	0	3	3	7		
Rejean Houle	7	0	3	3	10		
Terry Harper	7	0	2	2	10		
John Ferguson	6	0	1	1	8		
Claude Larose	2	0	0	0	0		
Bob Murdoch	2	0	0	0	0		
Pierre Bouchard	3	0	0	0	2		
Phil Roberto	5	0	0	0	12		
Leon Rochefort	6	0	0	0	6		
Marc Tardif	7	0	0	0	19		
GOALTENDER	GP	W	L	MIN	GA	SO	AVG
Ken Dryden	7	4	3	441	18	0	2.45

CHICAGO	GP	G	A	PTS	PIM	
Bobby Hull	7	3	6	9	8	
Jim Pappin	7	4	2	6	8	
Cliff Koroll	7	2	3	5	4	
Stan Mikita	7	1	4	5	6	
Dennis Hull	7	3	1	4	2	
Lou Angotti	7	2	2	4	9	
Chico Maki	7	2	1	3	4	
Danny O'Shea	7	1	1	2	12	
Pit Martin	6	0	2	2	4	
Pat Stapleton	7	0	2	2	0	
Bill White	7	0	2	2	10	
Rick Foley	4	0	1	1	4	
Doug Jarrett	7	0	1	1	2	
Dan Maloney	2	0	0	0	4	
Jerry Korab	2	0	0	0	14	
Paul Shmyr	3	0	0	0	17	
Gerry Pinder	5	0	0	0	2	
Eric Nesterenko	7	0	0	0	8	
Keith Magnuson	7	0	0	0	36	
GOALTENDER	GP	W	L	MIN	GA	SO
Tony Esposito	7	3	4	441	20	1
						272

1972

BOSTON	GP	G	A	PTS	PIM
Ken Hodge	6	5	3	8	19
Bobby Orr	6	4	4	8	17
Phil Esposito	6	0	8	8	14
Mike Walton	6	1	4	5	6
Wayne Cashman	6	3	1	4	15
Fred Stanfield	6	1	2	3	0
John Bucyk	6	1	2	3	2
Ed Westfall	6	0	2	2	10
John McKenzie	6	0	2	2	25
Don Marcotte	5	1	0	1	6
Garnet Bailey	6	1	0	1	14
Derek Sanderson	6	1	0	1	26
Dallas Smith	6	0	1	1	10
Carol Vadnais	6	0	1	1	13

Rod Seiling	6	1	1	2	6		
Bill Fairbairn	6	0	2	2	0		
Jim Neilson	3	0	1	1	2		
Jean Ratelle	6	0	1	1	0		
Ron Stewart	1	0	0	0	0		
Jim Dorey	1	0	0	0	0		
Ab DeMarco Jr.	1	0	0	0	0		
Phil Goyette	3	0	0	0	0		
Gary Doak	5	0	0	0	34		
Gene Carr	6	0	0	0	9		
Glen Sather	6	0	0	0	11		
GOALTENDERS	GP	W	L	MIN	GA	SO	AVG
Gilles Villeneuve	3	1	2	180	7	0	2.33
Ed Giacomin	3	1	2	180	11	0	3.67

1973

MONTREAL	GP	G	A	PTS	PIM		
Yvan Cournoyer	6	6	6	12	0		
Jacques Lemaire	6	3	9	12	0		
Frank Mahovlich	6	5	6	11	0		
Pete Mahovlich	6	3	5	8	12		
Claude Larose	6	3	4	7	2		
Chuck Leffley	6	3	3	6	2		
Marc Tardif	6	3	3	6	4		
Guy Lapointe	6	1	3	4	8		
Henri Richard	6	2	1	3	0		
Rejean Houle	6	1	2	3	0		
Jacques Laperriere	2	1	1	2	0		
Guy Lafleur	6	0	2	2	0		
Larry Robinson	6	0	2	2	2		
Murray Wilson	6	0	2	2	2		
Pierre Bouchard	6	1	0	1	4		
Serge Savard	6	1	0	1	6		
Bob Murdoch	4	0	0	0	2		
Jimmy Roberts	6	0	0	0	6		
GOALTENDER	GP	W	L	MIN	GA	SO	AVG
Ken Dryden	6	4	2	360	21	1	3.50

CHICAGO	GP	G	A	PTS	PIM		
Stan Mikita	5	3	5	8	0		
Pat Stapleton	6	0	8	8	4		
Dennis Hull	6	3	4	7	4		
Pit Martin	6	5	0	5	4		
Jim Pappin	6	3	2	5	10		
Ralph Backstrom	6	1	3	4	0		
Bill White	6	1	3	4	2		
Cliff Koroll	6	1	2	3	2		
Dave Kryskow	3	2	0	2	0		
Len Frig	4	1	1	2	0		
Lou Angotti	6	1	1	2	0		
John Marks	6	1	1	2	2		
Chico Maki	6	0	2	2	0		
J.P. Bordeleau	6	1	0	1	4		
Dick Redmond	4	0	1	1	0		
Doug Jarrett	6	0	1	1	0		
Phil Russell	6	0	1	1	16		
Jerry Korab	5	0	0	0	6		
GOALTENDERS	GP	W	L	MIN	GA	SO	AVG
Tony Esposito	6	2	4	355	32	0	5.41
Gary Smith	1	0	0	5	0	0	0.00

1974

PHILADELPHIA	GP	G	A	PTS	PIM		
Bobby Clarke	6	3	3	6	14		
Rick MacLeish	6	2	3	5	4		
Andre Dupont	6	2	1	3	33		
Dave Schultz	6	1	2	3	38		
Bill Flett	6	0	3	3	4		
Don Saleski	6	0	3	3	6		
Orest Kindrachuk	6	2	0	2	11		
Bill Barber	6	1	1	2	2		
Ross Lonsberry	6	1	1	2	2		
Terry Crisp	6	1	1	2	2		
Tom Bladon	6	1	1	2	21		
Ed Van Impe	6	0	2	2	13		
Joe Watson	6	0	2	2	16		
Bill Clement	3	1	0	1	2		
Simon Nolet	6	0	1	1	0		
Jimmy Watson	6	0	1	1	30		
Gary Dornhoefer	3	0	0	0	0		
Bruce Cowick	6	0	0	0	7		
GOALTENDER	GP	W	L	MIN	GA	SO	AVG
Bernie Parent	6	4	2	372	13	1	2.10

BOSTON	GP	G	A	PTS	PIM
Bobby Orr	6	3	4	7	8
Gregg Sheppard	6	2	3	5	2
Ken Hodge	6	1	4	5	6
Wayne Cashman	6	2	2	4	41
John Bucyk	6	1	3	4	2
Phil Esposito	6	2	1	3	10
Carol Vadnais	6	0	3	3	22

Andre Savard	6	1	1	2	20		
Dallas Smith	6	0	2	2	8		
Don Marcotte	6	1	0	1	2		
Dave Forbes	6	0	1	1	2		
Terry O'Reilly	6	0	1	1	25		
Rich Leduc	5	0	0	0	9		
Darryl Edestrand	6	0	0	0	2		
Al Sims	6	0	0	0	4		
Bobby Schmutz	6	0	0	0	18		
GOALTENDER	GP	W	L	MIN	GA	SO	AVG
Gilles Gilbert	6	2	4	372	15	0	2.42

1975

PHILADELPHIA	GP	G	A	PTS	PIM		
Bill Barber	6	2	4	6	0		
Bobby Clarke	6	2	3	5	2		
Reggie Leach	6	3	1	4	0		
Bob Kelly	5	2	2	4	7		
Rick MacLeish	6	1	3	4	2		
Terry Crisp	4	0	4	4	0		
Ross Lonsberry	6	2	1	3	2		
Dave Schultz	6	2	0	2	13		
Gary Dornhoefer	6	2	0	2	14		
Don Saleski	6	1	1	2	8		
Larry Goodenough	2	0	2	2	2		
Orest Kindrachuk	5	0	2	2	2		
Jimmy Watson	6	0	2	2	0		
Ted Harris	6	0	2	2	2		
Ed Van Impe	6	0	2	2	8		
Bill Clement	5	1	0	1	2		
Andre Dupont	6	1	0	1	10		
Tom Bladon	4	0	1	1	8		
Joe Watson	6	0	0	0	2		
GOALTENDER	GP	W	L	MIN	GA	SO	AVG
Bernie Parent	6	4	2	378	20	1	3.17

BUFFALO	GP	G	A	PTS	PIM		
Rick Martin	6	2	4	6	6		
Don Luce	6	2	3	5	12		
Danny Gare	6	2	1	3	4		
Jerry Korab	6	2	1	3	6		
Jim Lorentz	6	1	2	3	2		
Rene Robert	6	1	2	3	6		
Gilbert Perreault	6	1	1	2	6		
Craig Ramsay	6	0	2	2	0		
Jim Schoenfeld	6	0	2	2	11		
Bill Hajt	6	1	0	1	2		
Rick Dudley	4	0	1	1	9		
Brian Spencer	6	0	1	1	4		
Jocelyn Guevremont	6	0	1	1	8		
Lee Fogolin Jr.	4	0	0	0	0		
Peter McNab	6	0	0	0	0		
Fred Stanfield	6	0	0	0	0		
Larry Carriere	6	0	0	0	4		
GOALTENDERS	GP	W	L	MIN	GA	SO	AVG
Roger Crozier	2	1	1	118	3	0	1.53
Gerry Desjardins	5	1	3	260	16	0	3.69

1976

MONTREAL	GP	G	A	PTS	PIM		
Guy Lafleur	4	2	5	7	2		
Steve Shutt	4	3	3	6	0		
Pete Mahovlich	4	1	4	5	4		
Pierre Bouchard	4	2	0	2	2		
Jacques Lemaire	4	2	0	2	2		
Yvan Cournoyer	4	1	1	2	0		
Larry Robinson	4	1	1	2	4		
Doug Risebrough	4	0	2	2	2		
Jimmy Roberts	4	1	0	1	0		
Guy Lapointe	4	1	0	1	8		
Murray Wilson	3	0	1	1	0		
Bill Nyrop	4	0	1	1	2		
Bob Gainey	4	0	1	1	12		
Rick Chartraw	2	0	0	0	0		
Mario Tremblay	2	0	0	0	7		
Yvon Lambert	3	0	0	0	4		
Doug Jarvis	4	0	0	0	0		
Serge Savard	4	0	0	0	2		
GOALTENDER	GP	W	L	MIN	GA	SO	AVG
Ken Dryden	4	4	0	240	9	0	2.25

PHILADELPHIA	GP	G	A	PTS	PIM
Reggie Leach	4	4	0	4	0
Tom Bladon	4	0	3	3	2
Bobby Clarke	4	0	3	3	4
Larry Goodenough	4	1	1	2	2
Bill Barber	4	1	1	2	6
Andre Dupont	4	1	1	2	7
Mel Bridgman	4	0	2	2	4
Ross Lonsberry	4	1	0	1	0
Dave Schultz	4	1	0	1	10
Jack McIlhargey	4	0	1	1	4

Gary Dornhoefer	4	0	1	1	6		
Terry Crisp	1	0	0	0	0		
Terry Murray	2	0	0	0	0		
Orest Kindrachuk	4	0	0	0	0		
Bob Kelly	4	0	0	0	2		
Joe Watson	4	0	0	0	2		
Don Saleski	4	0	0	0	4		
Jimmy Watson	4	0	0	0	4		
GOALTENDER	GP	W	L	MIN	GA	SO	AVG
Wayne Stephenson	4	0	4	240	14	0	3.50

1977

MONTREAL	GP	G	A	PTS	PIM		
Guy Lafleur	4	2	7	9	4		
Jacques Lemaire	4	4	2	6	2		
Steve Shutt	4	2	3	5	0		
Yvon Lambert	4	2	2	4	6		
Pete Mahovich	4	1	3	4	4		
Guy Lapointe	4	0	4	4	0		
Doug Risebrough	2	2	1	3	2		
Larry Robinson	4	0	3	3	6		
Mario Tremblay	4	2	0	2	5		
Serge Savard	4	0	2	2	0		
Rick Chartraw	4	1	0	1	4		
Doug Jarvis	4	0	1	1	0		
Murray Wilson	4	0	1	1	6		
Pierre Bouchard	4	0	1	1	6		
Bill Nyrop	1	0	0	0	0		
Mike Polich	1	0	0	0	0		
Pierre Mondou	2	0	0	0	0		
Jimmy Roberts	4	0	0	0	4		
Bob Gainey	4	0	0	0	12		
GOALTENDER	GP	W	L	MIN	GA	SO	AVG
Ken Dryden	4	4	0	245	6	1	1.47

BOSTON	GP	G	A	PTS	PIM		
Brad Park	4	1	4	5	2		
Bobby Schmutz	4	2	0	2	0		
Rick Middleton	4	0	2	2	0		
Peter McNab	4	1	0	1	2		
Gregg Sheppard	4	1	0	1	6		
Terry O'Reilly	4	1	0	1	8		
Jean Ratelle	4	0	1	1	0		
Wayne Cashman	4	0	1	1	13		
Matti Hagman	1	0	0	0	0		
Earl Anderson	2	0	0	0	0		
Darryl Edestrand	2	0	0	0	0		
John Bucyk	2	0	0	0	0		
Al Sims	2	0	0	0	0		
John Wensink	3	0	0	0	4		
Mike Milbury	3	0	0	0	20		
Dave Forbes	4	0	0	0	0		
Gary Doak	4	0	0	0	4		
Stan Jonathan	4	0	0	0	4		
Don Marcotte	4	0	0	0	4		
Rick Smith	4	0	0	0	6		
GOALTENDER	GP	W	L	MIN	GA	SO	AVG
Gerry Cheevers	4	0	4	245	16	0	3.92

1978

MONTREAL	GP	G	A	PTS	PIM		
Larry Robinson	6	2	4	6	4		
Guy Lafleur	6	3	2	5	8		
Steve Shutt	6	3	1	4	2		
Pierre Mondou	6	1	3	4	4		
Mario Tremblay	3	2	1	3	14		
Yvon Lambert	6	1	2	3	2		
Yvan Cournoyer	6	1	2	3	6		
Jacques Lemaire	6	1	2	3	6		
Serge Savard	6	0	3	3	4		
Doug Jarvis	6	0	3	3	10		
Rejean Houle	6	1	1	2	4		
Bob Gainey	6	1	1	2	10		
Bill Nyrop	5	0	2	2	6		
Guy Lapointe	6	0	2	2	5		
Pierre Larouche	2	1	0	1	0		
Doug Risebrough	6	1	0	1	7		
Brian Engblom	1	0	0	0	0		
Gilles Lupien	2	0	0	0	17		
Rick Chartraw	3	0	0	0	0		
Pierre Bouchard	4	0	0	0	5		
GOALTENDER	GP	W	L	MIN	GA	SO	AVG
Ken Dryden	6	4	2	379	13	0	2.06

Mike Milbury	6	0	3	3	10		
Wayne Cashman	6	0	2	2	2		
Rick Middleton	6	1	0	1	0		
Gary Doak	6	1	0	1	4		
Rick Smith	6	1	0	1	10		
Bob Miller	6	0	1	1	9		
Al Sims	3	0	0	0	0		
Dennis O'Brien	5	0	0	0	6		
Stan Jonathan	6	0	0	0	20		
John Wensink	6	0	0	0	24		
GOALTENDERS	GP	W	L	MIN	GA	SO	AVG
Gerry Cheevers	6	2	4	359	18	1	3.01
Ron Grahame	1	0	0	20	0	0	0.00

1979

MONTREAL	GP	G	A	PTS	PIM		
Jacques Lemaire	5	4	3	7	2		
Steve Shutt	5	2	4	6	2		
Yvon Lambert	5	2	4	6	4		
Bob Gainey	5	3	2	5	6		
Rejean Houle	5	1	4	5	2		
Guy Lafleur	5	2	1	3	0		
Serge Savard	5	1	2	3	2		
Doug Risebrough	5	1	2	3	12		
Mario Tremblay	5	1	1	2	4		
Rick Chartraw	5	1	1	2	12		
Doug Jarvis	5	0	2	2	2		
Mark Napier	5	1	0	1	2		
Larry Robinson	5	0	1	1	0		
Pierre Larouche	1	0	0	0	0		
Gilles Lupien	4	0	0	0	2		
Brian Engblom	5	0	0	0	0		
Pierre Mondou	5	0	0	0	2		
Rod Langway	5	0	0	0	12		
GOALTENDERS	GP	W	L	MIN	GA	SO	AVG
Ken Dryden	5	4	1	287	11	0	2.30
Michel Larocque	1	0	0	20	0	0	0.00

NY RANGERS	GP	G	A	PTS	PIM		
Phil Esposito	5	2	1	3	10		
Pat Hickey	5	1	2	3	0		
Anders Hedberg	5	1	2	3	2		
Dave Maloney	5	1	2	3	10		
Ron Duguay	5	2	0	2	4		
Steve Vickers	5	1	1	2	0		
Don Murdoch	5	1	1	2	2		
Mike McEwen	5	0	2	2	4		
Carol Vadnais	5	1	0	1	0		
Ron Greschner	5	1	0	1	8		
Bobby Sheehan	5	0	1	1	0		
Walt Tkaczuk	5	0	1	1	4		
Don Maloney	5	0	1	1	6		
Dave Farrish	1	0	0	0	0		
Lucien DeBlois	2	0	0	0	0		
Ulf Nilsson	2	0	0	0	2		
Pierre Plante	5	0	0	0	0		
Eddie Johnstone	5	0	0	0	2		
Mario Marois	5	0	0	0	4		
GOALTENDER	GP	W	L	MIN	GA	SO	AVG
John Davidson	5	1	4	307	19	0	3.17

1980

NY ISLANDERS	GP	G	A	PTS	PIM		
Mike Bossy	6	4	7	11	4		
Denis Potvin	6	5	4	9	6		
Bryan Trottier	6	4	4	8	0		
Clark Gillies	6	2	6	8	13		
Stefan Persson	6	3	4	7	10		
Butch Goring	6	3	3	6	0		
Bob Nystrom	6	3	1	4	30		
Duane Sutter	6	1	3	4	28		
Bob Bourne	6	0	4	4	2		
John Tonelli	6	0	3	3	4		
Lorne Henning	6	1	1	2	0		
Garry Howatt	6	0	1	1	21		
Wayne Merrick	6	0	0	0	0		
Bob Lorimer	6	0	0	0	6		
Ken Morrow	6	0	0	0	6		
Dave Langevin	6	0	0	0	9		
Gord Lane	6	0	0	0	28		
GOALTENDERS	GP	W	L	MIN	GA	SO	AVG
Billy Smith	6	4	2	351	23	0	3.93
Glenn Resch	1	0	0	20	2	0	6.00

PHILADELPHIA	GP	G	A	PTS	PIM
Paul Holmgren	5	4	4	8	15
Ken Linseman	6	1	7	8	16
Bobby Clarke	6	4	3	7	2
Rick MacLeish	6	3	3	6	2
Brian Propp	6	3	3	6	4
Reggie Leach	6	1	4	5	0
Bill Barber	6	1	4	5	9

Bob Dailey	6	1	3	4	4		
Mel Bridgman	6	1	3	4	53		
Behn Wilson	6	0	4	4	28		
Mike Busniuk	6	2	1	3	7		
Tom Gorence	5	1	1	2	16		
John Paddock	2	2	0	2	0		
Bob Kelly	6	1	0	1	9		
Jimmy Watson	5	0	1	1	9		
Andre Dupont	6	0	1	1	14		
Norm Barnes	1	0	0	0	4		
Al Hill	6	0	0	0	2		
Jack McIlhargey	6	0	0	0	25		
GOALTENDERS	GP	W	L	MIN	GA	SO	AVG
Pete Peeters	5	2	3	311	20	0	3.86
Phil Myre	1	0	1	60	6	0	6.00

1981

NY ISLANDERS	GP	G	A	PTS	PIM		
Mike Bossy	5	4	4	8	0		
Wayne Merrick	5	3	5	8	0		
Butch Goring	5	5	2	7	0		
Bryan Trottier	5	2	5	7	14		
Denis Potvin	5	2	4	6	8		
John Tonelli	5	0	5	5	8		
Anders Kallur	5	2	2	4	4		
Bob Nystrom	5	2	2	4	10		
Billy Carroll	5	1	3	4	0		
Mike McEwen	5	2	1	3	2		
Bob Bourne	5	1	2	3	12		
Clark Gillies	5	0	3	3	8		
Dave Langevin	5	0	2	2	10		
Ken Morrow	5	1	0	1	2		
Gord Lane	5	1	0	1	18		
Duane Sutter	5	0	1	1	0		
Bob Lorimer	5	0	0	0	9		
GOALTENDER	GP	W	L	MIN	GA	SO	AVG
Billy Smith	5	4	1	300	16	0	3.20

MINNESOTA	GP	G	A	PTS	PIM		
Steve Payne	5	5	2	7	2		
Dino Ciccarelli	5	3	2	5	19		
Bobby Smith	5	2	3	5	2		
Craig Hartsburg	5	1	4	5	2		
Steve Christoff	5	2	2	4	0		
Al MacAdam	5	1	3	4	2		
Brad Maxwell	4	0	4	4	9		
Tim Young	2	0	3	3	0		
Tom McCarthy	3	0	3	3	2		
Kent-Erik Andersson	5	1	0	1	0		
Brad Palmer	5	1	0	1	4		
Neal Broten	5	0	1	1	2		
Gordie Roberts	5	0	1	1	2		
Greg Smith	5	0	1	1	6		
Ken Solheim	1	0	0	0	0		
Jack Carlson	2	0	0	0	0		
Paul Shmyr	2	0	0	0	2		
Kevin Maxwell	2	0	0	0	4		
Mike Polich	3	0	0	0	0		
Tom Youngmans	3	0	0	0	4		
Fred Barrett	3	0	0	0	6		
Curt Giles	5	0	0	0	2		
GOALTENDERS	GP	W	L	MIN	GA	SO	AVG
Don Beaupre	3	1	2	180	13	0	4.33
Gilles Meloche	2	0	2	120	12	0	6.00

1982

NY ISLANDERS	GP	G	A	PTS	PIM		
Denis Potvin	4	2	7	9	4		
Mike Bossy	4	7	1	8	0		
Bryan Trottier	4	1	6	7	10		
Stefan Persson	4	0	5	5	4		
Clark Gillies	4	2	1	3	8		
Butch Goring	4	1	2	3	2		
Bob Nystrom	4	2	0	2	21		
Billy Carroll	4	1	1	2	2		
Bob Bourne	4	1	1	2	17		
Brent Sutter	4	0	2	2	0		
John Tonelli	4	0	2	2	4		
Duane Sutter	4	1	0	1	32		
Tomas Jonsson	2	0	1	1	2		
Wayne Merrick	4	0	1	1	0		
Mike McEwen	2	0	0	0	0		
Anders Kallur	4	0	0	0	0		
Ken Morrow	4	0	0	0	0		
Dave Langevin	4	0	0	0	2		
Gord Lane	4	0	0	0	22		
GOALTENDER	GP	W	L	MIN	GA	SO	AVG
Billy Smith	4	4	0	260	10	1	2.31

VANCOUVER	GP	G	A	PTS	PIM
Thomas Gradin	4	3	2	5	2
Lars Molin	4	0	4	4	0

Gerry Minor	4	1	2	3	0		
Tiger Williams	4	0	3	3	14		
Curt Fraser	4	0	3	3	28		
Ivan Boldirev	4	2	0	2	2		
Stan Smyl	4	2	0	2	19		
Lars Lindgren	4	1	0	1	2		
Jim Nill	3	1	0	1	6		
Doug Halward	4	0	1	1	4		
Colin Campbell	4	0	1	1	26		
Per-Olov Brasar	1	0	0	0	0		
Garth Butcher	1	0	0	0	0		
Blair MacDonald	1	0	0	0	0		
Ivan Hlinka	2	0	0	0	0		
Gary Lupul	2	0	0	0	0		
Marc Crawford	3	0	0	0	0		
Anders Eldebrink	3	0	0	0	2		
Ron Delorme	4	0	0	0	4		
Neil Belland	4	0	0	0	4		
Harold Snepsts	4	0	0	0	16		
Darcy Rota	4	0	0	0	19		
GOALTENDER	GP	W	L	MIN	GA	SO	AVG
Richard Brodeur	4	0	4	260	17	0	3.92

1983

NY ISLANDERS	GP	G	A	PTS	PIM		
Duane Sutter	4	2	5	7	0		
Ken Morrow	4	3	2	5	2		
Brent Sutter	4	3	2	5	10		
Mike Bossy	3	2	2	4	0		
Bob Bourne	4	2	2	4	6		
Bryan Trottier	4	1	3	4	4		
Denis Potvin	4	0	3	3	4		
Bob Nystrom	4	1	1	2	2		
Anders Kallur	4	1	1	2	4		
Tomas Jonsson	4	1	1	2	8		
Stefan Persson	4	0	2	2	4		
John Tonelli	4	1	0	1	0		
Dave Langevin	4	0	1	1	0		
Clark Gillies	4	0	1	1	6		
Greg Gilbert	1	0	0	0	0		
Butch Goring	4	0	0	0	0		
Billy Carroll	4	0	0	0	0		
Wayne Merrick	4	0	0	0	0		
Gord Lane	4	0	0	0	2		
GOALTENDER	GP	W	L	MIN	GA	SO	AVG
Billy Smith	4	4	0	240	6	1	1.50

EDMONTON	GP	G	A	PTS	PIM		
Wayne Gretzky	4	0	4	4	0		
Jari Kurri	4	3	0	3	2		
Glenn Anderson	4	1	1	2	11		
Lee Fogolin Jr.	4	0	2	2	0		
Mark Messier	4	1	0	1	2		
Dave Semenko	4	1	0	1	0		
Charlie Huddy	4	0	1	1	0		
Tom Roulston	4	0	1	1	0		
Paul Coffey	4	0	1	1	4		
Ray Cote	4	0	0	0	0		
Willy Lindstrom	4	0	0	0	0		
Randy Gregg	4	0	0	0	0		
Pat Hughes	4	0	0	0	2		
Kevin Lowe	4	0	0	0	2		
Don Jackson	4	0	0	0	4		
Ken Linseman	4	0	0	0	4		
Dave Hunter	4	0	0	0	8		
Dave Lumley	4	0	0	0	9		
GOALTENDER	GP	W	L	MIN	GA	SO	AVG
Andy Moog	4	0	4	240	15	0	3.75

1984

EDMONTON	GP	G	A	PTS	PIM		
Wayne Gretzky	5	4	3	7	4		
Jari Kurri	5	1	5	6	2		
Mark Messier	5	3	1	4	7		
Paul Coffey	5	2	2	4	0		
Kevin McClelland	5	2	2	4	16		
Glenn Anderson	5	1	3	4	8		
Willy Lindstrom	5	2	1	3	0		
Dave Semenko	5	1	2	3	4		
Charlie Huddy	5	0	3	3	4		
Pat Hughes	5	0	3	3	4		
Dave Lumley	5	1	1	2	17		
Ken Linseman	5	1	1	2	26		
Pat Conacher	2	1	0	1	0		
Randy Gregg	5	1	0	1	2		
Kevin Lowe	5	1	0	1	4		
Dave Hunter	3	0	1	1	6		
Lee Fogolin, Jr.	5	0	1	1	6		
Jaroslav Pouzar	5	0	0	0	6		
Don Jackson	5	0	0	0	13		
GOALTENDERS	GP	W	L	MIN	GA	SO	AVG
Andy Moog	3	2	0	128	4	0	1.88

Grant Fuhr	3	2	1	172	8	1	2.79
NY ISLANDERS	GP	G	A	PTS	PIM		
Clark Gillies	5	5	3	8	0		
Pat Flatley	5	1	3	4	8		
Bryan Trottier	5	2	2	4	2		
Pat LaFontaine	5	2	1	3	0		
Brent Sutter	5	1	2	3	6		
Mike Bossy	5	0	3	3	0		
Greg Gilbert	5	1	1	2	26		
Stefan Persson	4	0	2	2	2		
Paul Boutilier	5	0	2	2	0		
Anders Kallur	5	0	1	1	0		
Ken Morrow	5	0	1	1	4		
Denis Potvin	5	0	1	1	6		
Billy Carroll	1	0	0	0	0		
Mats Hallin	2	0	0	0	0		
Bob Nystrom	2	0	0	0	4		
Dave Langevin	2	0	0	0	5		
Gord Dineen	3	0	0	0	24		
Butch Goring	5	0	0	0	0		
John Tonelli	5	0	0	0	4		
Tomas Jonsson	5	0	0	0	8		
Duane Sutter	5	0	0	0	26		
GOALTENDERS	GP	W	L	MIN	GA	SO	AVG
Billy Smith	5	1	3	245	17	0	4.16
Roland Melanson	3	0	1	55	3	0	3.27

1985

EDMONTON	GP	G	A	PTS	PIM		
Wayne Gretzky	5	7	4	11	0		
Paul Coffey	5	3	8	11	6		
Jari Kurri	5	1	6	7	0		
Mark Messier	5	2	4	6	6		
Charlie Huddy	5	1	5	6	6		
Mike Krushelnyski	5	2	2	4	4		
Willy Lindstrom	5	3	0	3	2		
Glenn Anderson	5	1	1	2	12		
Dave Hunter	5	1	0	1	25		
Randy Gregg	4	0	1	1	2		
Kevin McClelland	5	0	1	1	41		
Jaroslav Pouzar	1	0	0	0	0		
Larry Melnyk	1	0	0	0	0		
Dave Lumley	1	0	0	0	2		
Billy Carroll	2	0	0	0	0		
Esa Tikkanen	3	0	0	0	4		
Pat Hughes	4	0	0	0	2		
Dave Semenko	4	0	0	0	14		
Mark Napier	5	0	0	0	0		
Kevin Lowe	5	0	0	0	4		
Lee Fogolin, Jr.	5	0	0	0	8		
Don Jackson	5	0	0	0	35		
GOALTENDER	GP	W	L	MIN	GA	SO	AVG
Grant Fuhr	5	4	1	300	13	0	2.60

PHILADELPHIA	GP	G	A	PTS	PIM		
Derrick Smith	5	1	4	5	0		
Dave Poulin	5	1	3	4	4		
Rich Sutter	3	3	0	3	4		
Brian Propp	5	2	1	3	0		
Tim Kerr	3	2	1	3	9		
Murray Craven	5	1	2	3	4		
Ron Sutter	5	1	2	3	6		
Todd Bergen	4	1	1	2	0		
Mark Howe	5	1	1	2	0		
Lindsay Carson	3	0	2	2	2		
Doug Crossman	5	0	2	2	12		
Rick Tocchet	5	0	2	2	14		
Ilkka Sinisalo	5	1	0	1	0		
Peter Zedel	5	0	1	1	4		
Brad Marsh	5	0	1	1	43		
Len Hachborn	1	0	0	0	0		
Ray Allison	1	0	0	0	2		
Dave Brown	1	0	0	0	19		
Thomas Eriksson	4	0	0	0	0		
Miroslav Dvorak	5	0	0	0	2		
Joe Paterson	5	0	0	0	19		
Ed Hospodar	5	0	0	0	34		
GOALTENDERS	GP	W	L	MIN	GA	SO	AVG
Pelle Lindbergh	4	1	3	185	11	0	3.57
Bob Froese	3	0	1	115	9	0	4.70

1986

MONTREAL	GP	G	A	PTS	PIM		
Mats Naslund	5	3	4	7	0		
Bobby Smith	5	2	2	4	8		
Chris Chelios	5	1	3	4	19		
Gaston Gingras	4	2	1	3	0		
David Maley	5	1	2	3	2		
Claude Lemieux	5	1	2	3	31		
Larry Robinson	5	0	3	3	15		
Guy Carbonneau	5	0	3	3	23		

Brian Skrudland	5	2	0	2	32		
Mike Lalor	5	0	2	2	19		
Mike McPhee	5	0	2	2	24		
Kjell Dahlin	4	1	0	1	0		
Rick Green	5	1	0	1	0		
Bob Gainey	5	1	0	1	2		
Ryan Walter	5	0	1	1	2		
Stephane Richer	1	0	0	0	0		
Steve Rooney	1	0	0	0	0		
Serge Boisvert	2	0	0	0	0		
Chris Nilan	3	0	0	0	49		
Craig Ludwig	5	0	0	0	14		
John Kordic	5	0	0	0	15		
GOALTENDER	GP	W	L	MIN	GA	SO	AVG
Patrick Roy	5	4	1	301	12	1	2.39

CALGARY	GP	G	A	PTS	PIM		
Dan Quinn	5	1	4	5	4		
Jim Peplinski	5	1	3	4	37		
Al MacInnis	5	0	4	4	8		
Joe Mullen	4	2	1	3	4		
Lanny McDonald	5	2	1	3	6		
Joel Otto	5	1	2	3	12		
Steve Bozek	4	2	0	2	19		
John Tonelli	5	2	0	2	15		
Paul Reinhart	5	1	1	2	2		
Hakan Loob	5	0	2	2	2		
Doug Risebrough	5	1	0	1	12		
Nick Fotiu	2	0	1	1	10		
Paul Baxter	4	0	1	1	17		
Jamie Macoun	5	0	1	1	4		
Tim Hunter	5	0	1	1	43		
Brian Bradley	1	0	0	0	0		
Yves Courteau	1	0	0	0	0		
Brett Hull	2	0	0	0	0		
Colin Patterson	2	0	0	0	0		
Mike Eaves	2	0	0	0	2		
Perry Berezan	2	0	0	0	4		
Terry Johnson	2	0	0	0	12		
Robin Bartel	4	0	0	0	12		
Neil Sheehy	5	0	0	0	31		
GOALTENDERS	GP	W	L	MIN	GA	SO	AVG
Mike Vernon	5	1	4	260	14	0	3.23
Reggie Lemelin	1	0	0	41	1	0	1.46

1987

EDMONTON	GP	G	A	PTS	PIM		
Wayne Gretzky	7	2	9	11	2		
Jari Kurri	7	5	4	9	4		
Paul Coffey	7	2	4	6	14		
Glenn Anderson	7	4	1	5	14		
Mark Mesier	7	2	3	5	10		
Kevin Lowe	7	2	1	3	4		
Randy Gregg	7	1	2	3	0		
Mike Krushelnyski	7	1	1	2	6		
Craig MacTavish	7	0	2	2	6		
Charlie Huddy	7	0	2	2	10		
Kevin McClelland	7	1	0	1	4		
Marty McSorley	7	1	0	1	10		
Jaroslav Pouzar	3	0	1	1	2		
Craig Muni	5	0	1	1	0		
Kent Nilsson	7	0	1	1	0		
Dave Hunter	7	0	1	1	4		
Kelly Buchberger	3	0	0	0	5		
Steve Smith	3	0	0	0	6		
Reijo Ruotsalainen	7	0	0	0	4		
Esa Tikkanen	7	0	0	0	6		
GOALTENDER	GP	W	L	MIN	GA	SO	AVG
Grant Fuhr	7	4	3	427	17	0	2.39

PHILADELPHIA	GP	G	A	PTS	PIM		
Brian Propp	7	4	5	9	0		
Pelle Eklund	7	1	7	8	0		
Rick Tocchet	7	3	4	7	24		
Ron Sutter	7	0	4	4	6		
Brad McCrimmon	7	2	1	3	10		
Scott Mellanby	7	1	2	3	4		
Doug Crossman	7	1	2	3	6		
Murray Craven	6	2	0	2	2		
Peter Zedel	7	1	1	2	2		
Brad Marsh	7	0	2	2	2		
J.J. Daigneault	5	1	0	1	0		
Lindsay Carson	6	1	0	1	0		
Derrick Smith	7	1	0	1	10		
Mark Howe	7	0	1	1	0		
Kjell Samuelsson	7	0	1	1	10		
Dave Brown	7	0	1	1	11		
Tim Tookey	1	0	0	0	0		
Don Nachbaur	1	0	0	0	0		
Daryl Stanley	4	0	0	0	2		
Ilkka Sinisalo	5	0	0	0	2		
Dave Poulin	7	0	0	0	8		

GOALTENDER	GP	W	L	MIN	GA	SO	AVG
Ron Hextall	7	3	4	427	22	0	3.09

1988

Includes suspended game, May 24, 1988

EDMONTON	GP	G	A	PTS	PIM		
Wayne Gretzky	5	3	10	13	0		
Esa Tikkanen	5	6	3	9	18		
Glenn Anderson	5	3	3	6	4		
Jari Kurri	5	1	4	5	4		
Craig Simpson	5	3	1	4	10		
Steve Smith	5	0	4	4	2		
Mike Krushelnyski	5	1	2	3	6		
Kevin McClelland	5	1	2	3	26		
Mark Messier	5	1	2	3	4		
Randy Gregg	5	0	3	3	4		
Kevin Lowe	5	0	2	2	4		
Craig Muni	5	0	2	2	0		
Keith Acton	5	1	0	1	0		
Normand Lacombe	5	1	0	1	4		
Charlie Huddy	1	0	0	0	0		
Jeff Beukeboom	4	0	0	0	0		
Geoff Courttnall	5	0	0	0	0		
Craig MacTavish	5	0	0	0	2		
Marty McSorley	5	0	0	0	4		
GOALTENDER	GP	W	L	MIN	GA	SO	AVG
Grant Fuhr	5	4	0	277	12	0	2.60

BOSTON	GP	G	A	PTS	PIM		
Ken Linseman	5	2	2	4	6		
Glen Wesley	5	2	2	4	0		
Cam Neely	5	2	1	3	4		
Raymond Bourque	5	0	3	3	6		
Steve Kasper	5	2	0	2	2		
Randy Burridge	5	1	1	2	2		
Bob Joyce	5	1	1	2	0		
Moe Lemay	5	1	1	2	6		
Craig Janney	5	0	2	2	0		
Bob Sweeney	5	0	2	2	2		
Greg Hawgood	2	1	0	1	0		
Greg Johnston	1	0	1	1	0		
Keith Crowder	5	0	1	1	10		
Gord Kluzak	5	0	1	1	4		
Rick Middleton	5	0	1	1	0		
Nevin Markwart	1	0	0	0	2		
Tom McCarthy	1	0	0	0	0		
Willi Plett	2	0	0	0	4		
Reed Larson	2	0	0	0	2		
Jay Miller	3	0	0	0	24		
Allen Pedersen	4	0	0	0	6		
Michael Thelven	4	0	0	0	6		
Bill O'Dwyer	5	0	0	0	0		
GOALTENDERS	GP	W	L	MIN	GA	SO	AVG
Andy Moog	3	0	2	157	11	0	4.20
Reggie Lemelin	2	0	2	120	8	0	4.00

Stephane Richer	6	1	1	2	10		
Rick Green	6	1	0	1	2		
Ryan Walter	6	1	0	1	4		
Shayne Corson	6	0	1	1	18		
Bob Gainey	6	0	1	1	4		
Brent Gilchrist	2	0	0	0	4		
Guy Carbonneau	6	0	0	0	6		
Eric Desjardins	6	0	0	0	2		
Craig Ludwig	6	0	0	0	8		
GOALTENDER	GP	W	L	MIN	GA	SO	AVG
Patrick Roy	6	2	4	395	17	0	2.58

1990

EDMONTON	GP	G	A	PTS	PIM		
Craig Simpson	5	4	4	8	6		
Jari Kurri	5	3	5	8	2		
Glenn Anderson	5	4	3	7	6		
Esa Tikkanen	5	3	2	5	10		
Mark Messier	5	0	5	5	6		
Joe Murphy	5	2	2	4	4		
Steve Smith	5	1	2	3	13		
Mark Lamb	5	0	3	3	2		
Adam Graves	5	2	0	2	0		
Craig MacTavish	5	0	2	2	2		
Reijo Ruotsalainen	5	0	2	2	2		
Petr Klima	5	1	0	1	0		
Martin Gelinas	5	0	1	1	2		
Randy Gregg	5	0	1	1	0		
Kelly Buchberger	5	0	0	0	2		
Charlie Huddy	5	0	0	0	4		
Kevin Lowe	5	0	0	0	0		
Craig Muni	5	0	0	0	2		
GOALTENDER	GP	W	L	MIN	GA	SO	AVG
Bill Ranford	5	4	1	355	8	0	1.35

BOSTON	GP	G	A	PTS	PIM		
Raymond Bourque	5	3	2	5	6		
Cam Neely	5	0	4	4	10		
Greg Hawgood	5	1	2	3	4		
Randy Burridge	5	0	2	2	2		
Lyndon Byers	2	1	0	1	0		
John Byce	3	1	0	1	0		
Greg Johnston	4	1	0	1	4		
John Carter	5	1	0	1	19		
Bob Sweeney	5	0	1	1	7		
Don Sweeney	5	0	1	1	6		
Peter Douris	1	0	0	0	0		
Andy Brickley	2	0	0	0	0		
Dave Poulin	2	0	0	0	0		
Jim Wiemer	2	0	0	0	0		
Bobby Gould	4	0	0	0	0		
Bob Carpenter	5	0	0	0	2		
Dave Christian	5	0	0	0	0		
Garry Galley	5	0	0	0	4		
Craig Janney	5	0	0	0	0		
Allen Pedersen	5	0	0	0	2		
Brian Propp	5	0	0	0	0		
Glen Wesley	5	0	0	0	2		
GOALTENDERS	GP	W	L	MIN	GA	SO	AVG
Andy Moog	5	1	4	319	16	0	3.01
Reggie Lemelin	1	0	0	36	4	0	6.67

1991

PITTSBURGH	GP	G	A	PTS	PIM		
Mario Lemieux	5	5	7	12	6		
Larry Murphy	6	1	9	10	6		
Joe Mullen	6	3	5	8	0		
Kevin Stevens	6	4	3	7	27		
Ron Francis	6	3	3	6	6		
Jaromir Jagr	6	0	5	5	0		
Phil Bourque	6	2	2	4	4		
Bob Errey	6	2	1	3	8		
Mark Recchi	6	2	1	3	8		
Ulf Samuelsson	6	2	1	3	12		
Bryan Trottier	6	1	2	3	14		
Peter Taglianetti	5	0	3	3	8		
Scott Young	1	1	1	2	0		
Paul Coffey	5	0	2	2	0		
Jim Paek	5	1	0	1	2		
Troy Loney	6	1	0	1	26		
Jiri Hrdina	2	0	0	0	0		
Grant Jennings	2	0	0	0	2		
Randy Gilhen	5	0	0	0	12		
Gordie Roberts	6	0	0	0	23		
Paul Stanton	6	0	0	0	8		
GOALTENDERS	GP	W	L	MIN	GA	SO	AVG
Tom Barrasso	6	3	2	319	13	1	2.45
Frank Pietrangelo	1	1	0	40	3	0	4.50

MINNESOTA	GP	G	A	PTS	PIM
Dave Gagner	6	4	2	6	14
Neal Broten	6	3	1	4	2

Ulf Dahlen	6	2	2	4	0		
Mike Modano	6	2	2	4	6		
Bobby Smith	6	1	3	4	4		
Brian Propp	6	1	3	4	4		
Stew Gavin	6	0	3	3	2		
Gaetan Duchesne	6	1	1	2	6		
Brian Bellows	6	0	2	2	16		
Shawn Chambers	6	0	2	2	6		
Marc Bureau	6	1	0	1	8		
Chris Dahlquist	6	0	1	1	4		
Jim Johnson	6	0	1	1	10		
Mark Tinordi	6	0	1	1	15		
Perry Berezan	1	0	0	0	0		
Doug Smail	1	0	0	0	0		
Shane Churla	5	0	0	0	4		
Basil McRae	5	0	0	0	26		
Brian Glynn	6	0	0	0	6		
Neil Wilkinson	6	0	0	0	2		
GOALTENDERS	GP	W	L	MIN	GA	SO	AVG
Jon Casey	6	2	3	290	21	0	4.34
Brian Hayward	2	0	1	67	6	0	5.37

1992

PITTSBURGH	GP	G	A	PTS	PIM		
Rick Tocchet	4	2	6	8	2		
Mario Lemieux	4	5	2	7	0		
Kevin Stevens	4	2	3	5	0		
Ron Francis	4	1	2	3	0		
Larry Murphy	4	1	2	3	2		
Jim Paek	4	0	3	3	2		
Jaromir Jagr	4	2	0	2	2		
Shawn McEachern	4	0	2	2	0		
Bob Errey	3	1	0	1	0		
Phil Bourque	4	1	0	1	0		
Troy Loney	4	0	1	1	0		
Kjell Samuelsson	4	0	1	1	2		
Paul Stanton	4	0	1	1	20		
Dave Michayluk	1	0	0	0	0		
Jiri Hrdina	3	0	0	0	0		
Jock Callender	4	0	0	0	0		
Gordie Roberts	4	0	0	0	8		
Ulf Samuelsson	4	0	0	0	2		
Bryan Trottier	4	0	0	0	2		
GOALTENDER	GP	W	L	MIN	GA	SO	AVG
Tom Barrasso	4	4	0	240	10	1	2.50

CHICAGO	GP	G	A	PTS	PIM		
Chris Chelios	4	1	4	5	19		
Dirk Graham	4	4	0	4	0		
Brian Noonan	4	0	3	3	2		
Jeremy Roenick	4	2	0	2	0		
Brent Sutter	4	1	1	2	0		
Greg Gilbert	3	0	2	2	10		
Michel Goulet	4	1	0	1	2		
Bryan Marchment	4	1	0	1	2		
Stu Grimson	2	0	1	1	0		
Rod Buskas	3	0	1	1	0		
Steve Larmer	4	0	1	1	2		
Jocelyn Lemieux	4	0	1	1	0		
Stephane Matteau	4	0	1	1	0		
Cam Russell	1	0	0	0	0		
Rob Brown	3	0	0	0	2		
Mike Peluso	3	0	0	0	4		
Mike Hudson	4	0	0	0	2		
Frantisek Kucera	4	0	0	0	0		
Steve Smith	4	0	0	0	4		
Igor Kravchuk	4	0	0	0	2		
GOALTENDERS	GP	W	L	MIN	GA	SO	AVG
Ed Belfour	4	0	3	187	11	0	3.53
Dominik Hasek	1	0	1	53	4	0	4.53

1993

MONTREAL	GP	G	A	PTS	PIM
Eric Desjardins	5	3	1	4	6
John LeClair	5	2	2	4	0
Kirk Muller	5	2	2	4	6
Vincent Damphousse	5	1	3	4	8
Stephan Lebeau	5	1	2	3	4
Mike Keane	4	0	3	3	2
Paul DiPietro	5	2	0	2	0
Gilbert Dionne	5	1	1	2	4
Brian Bellows	5	1	1	2	4
Ed Ronan	5	1	1	2	6
Mathieu Schneider	5	1	1	2	8
Lyle Odelein	5	0	2	2	6
Kevin Haller	3	0	1	1	0
Benoit Brunet	5	0	1	1	2
Guy Carbonneau	5	0	1	1	0
Gary Leeman	5	0	1	1	2
Donald Dufresne	1	0	0	0	0
Sean Hill	1	0	0	0	0
Denis Savard	1	0	0	0	0

Patrice Brisebois	5	0	0	0	8		
J.J. Daigneault	5	0	0	0	6		
GOALTENDER	GP	W	L	MIN	GA	SO	AVG
Patrick Roy	5	4	1	315	11	0	2.10
LOS ANGELES	GP	G	A	PTS	PIM		
Wayne Gretzky	5	2	5	7	2		
Luc Robitaille	5	3	2	5	4		
Tony Granato	5	1	3	4	10		
Marty McSorley	5	2	0	2	16		
Dave Taylor	3	1	1	2	6		
Mike Donnelly	5	1	1	2	0		
Tomas Sandstrom	5	0	2	2	4		
Pat Conacher	5	1	0	1	2		
Jari Kurri	5	1	0	1	2		
Jimmy Carson	2	0	1	1	0		
Mark Hardy	4	0	1	1	4		
Rob Blake	5	0	1	1	18		
Alexei Zhitnik	5	0	1	1	4		
Lonnie Loach	1	0	0	0	0		
Charlie Huddy	4	0	0	0	4		
Corey Millen	5	0	0	0	2		
Warren Rychel	5	0	0	0	2		
Gary Shuchuk	5	0	0	0	0		
Darryl Sydor	5	0	0	0	4		
Tim Watters	5	0	0	0	4		
GOALTENDER	GP	W	L	MIN	GA	SO	AVG
Kelly Hrudey	5	1	4	316	15	0	2.85

1994

NY RANGERS	GP	G	A	PTS	PIM		
Brian Leetch	7	5	6	11	4		
Alex Kovalev	7	4	3	7	2		
Mark Messier	7	2	5	7	17		
Sergei Zubov	6	1	5	6	0		
Steve Larmer	7	4	0	4	2		
Adam Graves	7	1	3	4	4		
Glenn Anderson	7	2	1	3	4		
Doug Lidster	7	2	0	2	10		
Jeff Beukeboom	7	0	2	2	25		
Sergei Nemchinov	7	0	2	2	2		
Greg Gilbert	7	0	1	1	2		
Craig MacTavish	7	0	1	1	6		
Stephane Matteau	7	0	1	1	6		
Brian Noonan	7	0	1	1	0		
Esa Tikkanen	7	0	1	1	12		
Nick Kypreos	1	0	0	0	0		
Alexander Karpovtsev	2	0	0	0	0		
Joe Kocur	6	0	0	0	2		
Kevin Lowe	6	0	0	0	6		
Jay Wells	7	0	0	0	8		
GOALTENDER	GP	W	L	MIN	GA	SO	AVG
Mike Richter	7	4	3	439	19	0	2.60

VANCOUVER	GP	G	A	PTS	PIM		
Pavel Bure	7	3	5	8	15		
Cliff Ronning	7	1	6	7	6		
Geoff Courttnall	7	4	1	5	11		
Trevor Linden	7	3	2	5	6		
Jeff Brown	7	3	1	4	8		
Bret Hedican	7	1	3	4	4		
Jyrki Lumme	7	0	4	4	6		
Greg Adams	7	1	2	3	2		
Nathan LaFayette	7	0	3	3	0		
Sergio Momesso	7	1	1	2	17		
Murray Craven	7	0	2	2	4		
Dave Babych	7	1	0	1	2		
Martin Gelinas	7	1	0	1	4		
Shawn Antoski	7	0	1	1	8		
Gerald Diduck	7	0	1	1	6		
Brian Glynn	7	0	1	1	0		
Tim Hunter	7	0	0	0	18		
John McIntyre	7	0	0	0	6		
GOALTENDER	GP	W	L	MIN	GA	SO	AVG
Kirk McLean	7	3	4	437	20	0	2.75

1995

NEW JERSEY	GP	G	A	PTS	PIM
-------------------	-----------	----------	----------	------------	------------

Randy McKay	4	1	0	1	0		
Brian Rolston	2	0	1	1	0		
Bob Carpenter	4	0	1	1	2		
Valeri Zelepukin	3	0	0	0	4		
Mike Peluso	4	0	0	0	0		
Ken Daneyko	4	0	0	0	6		
GOALTENDER	GP	W	L	MIN	GA	SO	AVG
Martin Brodeur	4	4	0	206	7	0	1.75

DETROIT	GP	G	A	PTS	PIM		
Sergei Fedorov	4	3	2	5	0		
Doug Brown	4	0	3	3	2		
Viacheslav Fetisov	4	0	3	3	0		
Dino Ciccarelli	4	1	1	2	6		
Paul Coffey	4	1	1	2	0		
Nicklas Lidstrom	4	0	2	2	0		
Steve Yzerman	4	1	0	1	0		
Viacheslav Kozlov	4	1	0	1	0		
Martin Lapointe	2	0	1	1	8		
Ray Sheppard	3	0	1	1	0		
Kris Draper	4	0	0	0	4		
Bob Errey	4	0	0	0	4		
Bob Rouse	4	0	0	0	0		
Vladimir Konstantinov	4	0	0	0	8		
Darren McCarty	4	0	0	0	4		
Shawn Burr	2	0	0	0	0		
Stu Grimson	2	0	0	0	2		
Mark Howe	2	0	0	0	0		
Mike Krushelnyski	2	0	0	0	0		
Mike Ramsey	2	0	0	0	0		
Tim Taylor	2	0	0	0	2		
Keith Primeau	3	0	0	0	8		
GOALTENDERS	GP	W	L	MIN	GA	SO	AVG
Mike Vernon	4	0	4	240	14	0	4.08
Chris Osgood	1	0	0	32	1	0	1.88

1996

COLORADO	GP	G	A	PTS	PIM		
Peter Forsberg	4	3	2	5	0		
Joe Sakic	4	1	4	5	2		
Adam Deadmarsh	4	0	4	4	4		
Uwe Krupp	4	2	1	3	2		
Rene Corbet	4	2	1	3	0		
Valeri Kamensky	4	1	2	3	8		
Jon Klemm	4	2	0	2	0		
Mike Keane	4	1	1	2	0		
Scott Young	4	1	1	2	0		
Alexei Gusarov	4	0	2	2	2		
Sandis Ozolinsh	4	0	2	2	4		
Claude Lemieux	2	1	0	1	4		
Mike Ricci	4	1	0	1	6		
Adam Foote	4	0	1	1	4		
Sylvain Lefebvre	4	0	1	1	2		
Curtis Leschyshyn	4	0	1	1	4		
Dave Hannan	3	0	0	0	0		
Warren Rychel	3	0	0	0	19		
GOALTENDER	GP	W	L	MIN	GA	SO	AVG
Patrick Roy	4	4	0	285	4	1	0.84

FLORIDA	GP	G	A	PTS	PIM		
Ed Jovanovski	4	0	2	2	11		
Stu Barnes	4	1	0	1	2		
Tom Fitzgerald	4	1	0	1	0		
Rob Niedermayer	4	1	0	1	2		
Ray Sheppard	4	1	0	1	0		
Johan Garpenlov	4	0	1	1	2		
Bill Lindsay	4	0	1	1	4		
Dave Lowry	4	0	1	1	2		
Scott Mellanby	4	0	1	1	4		
Martin Straka	4	0	1	1	0		
Radek Dvorak	1	0	0	0	0		
Jody Hull	2	0	0	0	0		
Jason Woolley	2	0	0	0	0		
Rhett Warener	3	0	0	0	0		
Terry Carkner	4	0	0	0	4		
Mike Hough	4	0	0	0	0		
Paul Laus	4	0	0	0	2		
Gord Murphy	4	0	0	0	0		
Brian Skrudland	4	0	0	0	4		
Robert Svehla	4	0	0	0	2		
GOALTENDERS	GP	W	L	MIN	GA	SO	AVG
John Vanbiesbrouck	4	0	4	245	11	0	2.69
Mark Fitzpatrick	1	0	0	40	4	0	6.00

1997

DETROIT	GP	G	A	PTS	PIM
Sergei Fedorov	4	3	3	6	2
Steve Yzerman	4	3	1	4	0
Brendan Shanahan	4	3	1	4	0
Kirk Maltby	4	2	1	3	2
Martin Lapointe	4	2	1	3	6
Darren McCarty	4	1	2	3	4

Larry Murphy	4	0	3	3	0		
Joe Kocur	4	1	1	2	2		
Viacheslav Fetisov	4	0	2	2	10		
Vyacheslav Kozlov	4	0	2	2	0		
Nicklas Lidstrom	4	1	0	1	0		
Kris Draper	4	0	1	1	2		
Doug Brown	4	0	1	1	2		
Tomas Sandstrom	4	0	1	1	4		
Mike Vernon	4	0	1	1	0		
Igor Larionov	4	0	0	0	4		
Vladimir Konstantinov	4	0	0	0	2		
Bob Rouse	4	0	0	0	0		
Aaron Ward	4	0	0	0	0		
GOALTENDER	GP	W	L	MIN	GA	SO	AVG
Mike Vernon	4	4	0	240	6	0	1.50

PHILADELPHIA	GP	G	A	PTS	PIM		
Rod Brind'Amour	4	3	1	4	0		
John LeClair	4	2	1	3	4		
Eric Lindros	4	1	2	3	8		
Janne Niinimaa	4	0	3	3	0		
Eric Desjardins	4	0	2	2	2		
Mikael Renberg	4	0	1	1	0		
John Druce	4	0	0	0	0		
Joel Otto	4	0	0	0	0		
Kjell Samuelsson	4	0	0	0	2		
Trent Klatt	4	0	0	0	6		
Shjon Podein	4	0	0	0	2		
Chris Therien	4	0	0	0	0		
Dainius Zubrus	4	0	0	0	0		
Dale Hawerchuk	3	0	0	0	0		
Karl Dykhuis	3	0	0	0	2		
Pat Falloon	3	0	0	0	2		
Colin Forbes	3	0	0	0	0		
Paul Coffey	2	0	0	0	6		
Daniel Lacroix	2	0	0	0	2		
Michel Petit	2	0	0	0	2		
Petr Svoboda	1	0	0	0	2		
Dan Kordic	1	0	0	0	0		
GOALTENDERS	GP	W	L	MIN	GA	SO	AVG
Ron Hextall	3	0	3	178	12	0	4.04
Garth Snow	1	0	1	58	4	0	4.11

1998

DETROIT	GP	G	A	PTS	PIM		
Doug Brown	4	3	2	5	0		
Tomas Holmstrom	4	1	4	5	2		
Steve Yzerman	4	2	2	4	2		
Martin Lapointe	4	2	1	3	6		
Sergei Fedorov	4	1	2	3	0		
Viacheslav Fetisov	4	0	3	3	2		
Nicklas Lidstrom	4	1	1	2	2		
Larry Murphy	4	1	1	2	0		
Igor Larionov	4	0	2	2	4		
Darren McCarty	4	0	2	2	2		
Kris Draper	4	1	0	1	2		
Joe Kocur	4	1	0	1	4		
Anders Eriksson	4	0	1	1	4		
Viacheslav Kozlov	4	0	1	1	0		
Bob Rouse	4	0	1	1	2		
Brendan Shanahan	4	0	1	1	0		
Jamie Macoun	4	0	0	0	0		
Kirk Maltby	4	0	0	0	6		
GOALTENDER	GP	W	L	MIN	GA	SO	AVG
Chris Osgood	4	4	0	254	7	0	1.65

WASHINGTON	GP	G	A	PTS	PIM		
Joe Juneau	4	1	3	4	0		
Brian Bellows	4	2	1	3	0		
Adam Oates	4	1	2	3	0		
Peter Bondra	4	1	1	2	4		
Jeff Brown	2	0	2	2	0		
Andrei Nikolishin	4	0	2	2	2		
Chris Simon	4	1	0	1	6		
Richard Zednik	4	1	0	1	4		
Sergei Gonchar	4	0	1	1	4		
Dale Hunter	4	0	1	1	2		
Calle Johansson	4	0	1	1	2		
Craig Berube	4	0	0	0	0		
Phil Housley	4	0	0	0	2		
Joe Reekie	4	0	0	0	2		
Esa Tikkanen	4	0	0	0	4		
Mark Tinordi	4	0	0	0	6		
Kelly Miller	3	0	0	0	0		
Mike Eagles	2	0	0	0	0		
Ken Klee	2	0	0	0	0		
Todd Krygier	2	0	0	0	2		
Jeff Toms	1	0	0	0	0		
GOALTENDER	GP	W	L	MIN	GA	SO	AVG
Olaf Kolzig	4	0	4	251	13	0	3.11

1999

DALLAS	GP	G	A	PTS	PIM		
Mike Modano	6	0	7	7	8		
Jere Lehtinen	6	2	3	5	0		
Brett Hull	5	3	0	3	0		
Joe Nieuwendyk	6	2	1	3	9		
Jamie Langenbrunner	6	1	2	3	4		
Sergei Zubov	6	0	3	3	2		
Derian Hatcher	6	1	1	2	10		
Craig Ludwig	6	1	1	2	10		
Richard Matvichuk	6	0	2	2	6		
Dave Reid	6	0	2	2	2		
Darryl Sydor	6	1	0	1	8		
Pat Verbeek	6	1	0	1	4		
Shawn Chambers	6	0	1	1	2		
Mike Keane	6	0	1	1	0		
Brian Skrudland	6	0	1	1	8		
Tony Hrkac	3	0	1	1	2		
Guy Carbonneau	6	0	0	0	0		
Blake Sloan	6	0	0	0	0		
Benoit Hogue	2	0	0	0	2		
Jon Sim	2	0	0	0	0		
GOALTENDER	GP	W	L	MIN	GA	SO	AVG
Ed Belfour	6	4	2	429	9	1	1.26

BUFFALO	GP	G	A	PTS	PIM		
Stu Barnes	6	3	0	3	0		
Alexei Zhitnik	6	1	2	3	18		
Richard Smehlik	6	0	3	3	2		
Wayne Primeau	6	1	1	2	4		
Jason Woolley	6	1	1	2	6		
Michael Peca	6	1	0	1	2		
Geoff Sanderson	6	1	0	1	4		
Dixon Ward	6	1	0	1	8		
Curtis Brown	6	0	1	1	2		
Brian Holzinger	6	0	1	1	9		
Joe Juneau	6	0	1	1	0		
Miroslav Satan	6	0	1	1	2		
Dominik Hasek	6	0	0	0	2		
Jay McKee	6	0	0	0	2		
James Patrick	6	0	0	0	4		
Erik Rasmussen	6	0	0	0	2		
Vaclav Varada	6	0	0	0	6		
Rhett Warrener	5	0	0	0	6		
Michal Grosek	1	0	0	0	0		
Paul Kruse	1	0	0	0	0		
Rob Ray	1	0	0	0	0		
GOALTENDER	GP	W	L	MIN	GA	SO	AVG
Dominik Hasek	6	2	4	428	12	0	1.68

2000

NEW JERSEY	GP	G	A	PTS	PIM		
Jason Arnott	6	4	3	7	2		
Petr Sykora	6	3	2	5	4		
Patrik Elias	6	0	5	5	0		
Brian Rafalski	6	1	3	4	4		
Sergei Brylin	6	2	1	3	0		
Scott Stevens	6	1	2	3	2		
Ken Daneyko	6	1	1	2	4		
John Madden	6	1	1	2	0		
Alexander Mogilny	6	1	1	2	0		
Jay Pandolfo	6	0	2	2	0		
Scott Niedermayer	6	1	0	1	2		
Scott Gomez	6	0	1	1	0		
Bobby Holik	6	0	1	1	4		
Claude Lemieux	6	0	1	1	4		
Vladimir Malakhov	6	0	1	1	4		
Randy McKay	6	0	1	1	2		
Sergei Nemchinov	6	0	1	1	2		
Colin White	6	0	1	1	4		
GOALTENDER	GP	W	L	MIN	GA	SO	AVG
Martin Brodeur	6	4	2	434	9	0	1.24

DALLAS	GP	G	A	PTS	PIM
Brett Hull	6	2	2	4	2
Mike Modano	6	1	3	4	0
Jere Lehtinen	6	0	3	3	2
Mike Keane	6	1	1	2	2
Darryl Sydor	6	1	1	2	0
Guy Carbonneau	6	0	2	2	0
Sylvain Cote	6	1	0	1	2
Kirk Muller	6	1	0	1	0
Joe Nieuwendyk	6	1	0	1	0
Jon Sim	6	1	0	1	6
Richard Matvichuk	6	0	1	1	4
Scott Thornton	6	0	1	1	4
Aaron Gavey	1	0	0	0	0
Jamie Langenbrunner	1	0	0	0	0
Grant Marshall	3	0	0	0	0
Blake Sloan	3	0	0	0	2
Roman Lyashenko	4	0	0	0	0
Derjan Hatcher	6	0	0	0	6

Dave Manson	6	0	0	0	6		
Brenden Morrow	6	0	0	0	4		
Sergei Zubov	6	0	0	0	0		
GOALTENDERS	GP	W	L	MIN	GA	SO	AVG
Ed Belfour	6	2	4	416	14	1	2.02
Manny Fernandez	1	0	0	17	1	0	3.53

2001

COLORADO	GP	G	A	PTS	PIM		
Joe Sakic	7	4	5	9	2		
Alex Tanguay	7	4	3	7	4		
Rob Blake	7	2	3	5	4		
Chris Drury	7	3	1	4	0		
Adam Foote	7	1	3	4	16		
Dan Hinote	7	1	3	4	11		
Ville Nieminen	7	1	2	3	6		
Martin Skoula	7	1	2	3	6		
Milan Hejduk	7	0	3	3	0		
Raymond Bourque	7	1	1	2	2		
Steve Reinprecht	7	1	1	2	0		
Chris Dingman	7	0	2	2	10		
Dave Reid	7	0	2	2	2		
Eric Messier	7	0	1	1	6		
Shjon Podein	7	0	1	1	6		
Greg De Vries	7	0	0	0	6		
Jon Klemm	7	0	0	0	2		
Stephane Yelle	7	0	0	0	4		
GOALTENDER	GP	W	L	MIN	GA	SO	AVG
Patrick Roy	7	4	3	419	11	2	1.58

NEW JERSEY	GP	G	A	PTS	PIM		
Patrik Elias	7	2	3	5	2		
Petr Sykora	7	2	2	4	4		
Alexander Mogilny	7	1	2	3	4		
Brian Rafalski	7	0	3	3	0		
Jason Arnott	6	1	1	2	4		
Bob Corkum	6	1	1	2	0		
Sergei Brylin	7	1	1	2	6		
Scott Gomez	7	1	1	2	4		
Turner Stevenson	7	1	1	2	6		
Bobby Holik	7	0	2	2	6		
Scott Niedermayer	7	0	2	2	8		
John Madden	7	1	0	1	2		
Jay Pandolfo	7	0	1	1	0		
Randy McKay	1	0	0	0	0		
Jim McKenzie	1	0	0	0	2		
Ken Sutton	2	0	0	0	9		
Sean O'Donnell	5	0	0	0	25		
Ken Daneyko	7	0	0	0	13		
Sergei Nemchinov	7	0	0	0	0		
Scott Stevens	7	0	0	0	6		
Colin White	7	0	0	0	14		
GOALTENDER	GP	W	L	MIN	GA	SO	AVG
Martin Brodeur	7	3	4	416	19	0	2.74

2002

DETROIT	GP	G	A	PTS	PIM		
Sergei Fedorov	5	1	4	5	6		
Igor Larionov	5	3	1	4	4		
Steve Yzerman	5	0	4	4	0		
Brendan Shanahan	5	3	0	3	6		
Brett Hull	5	2	1	3	2		
Nicklas Lidstrom	5	1	2	3	2		
Chris Chelios	5	0	3	3	4		
Kirk Maltby	5	2	0	2	4		
Tomas Holmstrom	5	1	1	2	0		
Kris Draper	5	1	1	2	4		
Fredrik Olausson	5	0	2	2	2		
Jiri Fischer	4	0	1	1	4		
Darren McCarty	5	0	1	1	2		
Boyd Devereaux	5	0	1	1	4		
Luc Robitaille	5	0	1	1	4		
Steve Duchesne	5	0	1	1	8		
Jiri Sleg	1	0	0	0	2		
Pavel Datsyuk	5	0	0	0	0		
Mathieu Dandenault	5	0	0	0	2		
GOALTENDER	GP	W	L	MIN	GA	SO	AVG
Dominik Hasek	5	4	1	355	7	1	1.18

CAROLINA	GP	G	A	PTS	PIM
Jeff O'Neill	5	3	1	4	2
Ron Francis	5	1	2	3	0
Sean Hill	5	1	1	2	12
Sami Kapanen	5	0	2	2	0
Glen Wesley	5	0	2	2	4
Rod Brind'Amour	5	1	0	1	4
Josef Vasicek	5	1	0	1	4
Aaron Ward	5	1	0	1	4
Martin Gelnas	5	0	1	1	4
Jeff Daniels	5	0	0	0	0
Marek Malik	5	0	0	0	0
Tommy Westlund	5	0	0	0	0

Kevyn Adams	5	0	0	0	0		
Niclas Wallin	5	0	0	0	2		
Bates Battaglia	5	0	0	0	4		
Bret Hedican	5	0	0	0	4		
Jaroslav Svoboda	5	0	0	0	8		
Erik Cole	5	0	0	0	10		
GOALTENDER	GP	W	L	MIN	GA	SO	AVG
Arturs Irbe	5	1	4	354	13	0	2.20

2003

NEW JERSEY	GP	G	A	PTS	PIM		
Patrik Elias	7	3	4	7	4		
Brian Gionta	7	1	5	6	2		
Jeff Friesen	7	5	0	5	0		
Scott Gomez	7	2	3	5	0		
Scott Niedermayer	7	0	5	5	4		
Mike Rupp	4	1	3	4	0		
Jay Pandolfo	7	2	1	3	0		
Jamie Langenbrunner	7	2	1	3	6		
Grant Marshall	7	2	1	3	4		
Brian Rafalski	7	0	3	3	2		
Oleg Tverdokvsky	6	0	2	2	0		
Sergei Brylin	7	0	2	2	2		
Scott Stevens	7	0	2	2	2		
Colin White	7	0	2	2	4		
Pascal Rheaume	7	1	0	1	2		
Turner Stevenson	3	0	1	1	10		
John Madden	7	0	1	1	0		
Martin Brodeur	7	0	1	1	0		
Ken Daneyko	1	0	0	0	0		
Jim McKenzie	3	0	0	0	4		
Jiri Bicek	4	0	0	0	0		
Tommy Albelin	7	0	0	0	0		
GOALTENDERS	GP	W	L	MIN	GA	SO	AVG
Martin Brodeur	7	4	3	417	12	3	1.73
Corey Schwab	1	0	0	11	0	0	0.00

ANAHEIM	GP	G	A	PTS	PIM		
Petr Sykora	7	2	3	5	4		
Paul Kariya	7	1	3	4	2		
Steve Rucchin	7	3	0	3	0		
Sandis Ozolins	7	1	2	3	0		
Adam Oates	7	0	3	3	4		
Steve Thomas	7	2	0	2	4		
Samuel Pahlsson	7	1	1	2	4		
Rob Niedermayer	7	0	2	2	4		
Keith Carney	7	0	2	2	6		
Marc Chouinard	7	1	0	1	0		
Ruslan Salei	7	1	0	1	8		
Jean-Sebastien Giguere	7	0	1	1	0		
Niclas Havelid	7	0	1	1	0		
Stanislav Chistov	7	0	1	1	2		
Mike Leclerc	7	0	1	1	8		
Vitaly Vishnevski	7	0	0	0	0		
Dan Bylsma	7	0	0	0	2		
Jason Krog	7	0	0	0	2		
Kurt Sauer	7	0	0	0	2		
GOALTENDER	GP	W	L	MIN	GA	SO	AVG
J.S. Giguere	7	3	4	427	19	1	2.67

2004

TAMPA BAY	GP	G	A	PTS	PIM		
Brad Richards	7	4	5	9	0		
Martin St. Louis	7	4	2	6	2		
Ruslan Fedotenko	6	3	1	4	4		
Dave Andreychuk	7	0	4	4	4		
Dan Boyle	7	1	2	3	4		
Fredrik Modin	7	1	2	3	4		
Vincent Lecavalier	7	0	3	3	9		
Martin Cibak	4	0	1	1	0		
Cory Stillman	6	0	1	1	7		
Tim Taylor	7	0	1	1	2		
Jassen Cullimore	7	0	1	1	4		
Chris Dingman	7	0	1	1	24		
Ben Clymer	4	0	0	0	0		
Brad Lukowich	4	0	0	0	4		
Andre Roy	5	0	0	0	21		
Pavel Kubina	6	0	0	0	12		
Nolan Pratt	7	0	0	0	2		
Cory Sarich	7	0	0	0	14		
Dimitry Afanasev	7	0	0	0	4		
Nikolai Khabibulin	7	0	0	0	0		
GOALTENDERS	GP	W	L	MIN	GA	SO	AVG
Nikolai Khabibulin	7	4	3	455	14	1	1.85

CALGARY	GP	G	A	PTS	PIM
Jarome Iginla	7	3	2	5	5
Oleg Saprykin	7	2	1	3	6
Robin Regehr	7	0	3	3	4
Martin Gelnas	7	2	0	2	21
Shean Donovan	5	1	1	2	6
Ville Nieminen	6	1	1	2	17

Craig Conroy	7	1	1	2	4		
Marcus Nilson	7	1	1	2	2		
Chris Simon	7	1	1	2	21		
Stephane Yelle	7	1	1	2	4		
Andrew Ference	7	0	2	2	13		
Jordan Leopold	7	0	2	2	2		
Chris Clark	7	1	0	1	8		
Steve Montador	7	0	1	1	0		
Toni Lydman	3	0	1	1	0		
Mike Commodore	4	0	0	0	2		
Dave Lowry	5	0	0	0	4		
Krzysztof Oliwa	5	0	0	0	2		
Rhett Warrener	7	0	0	0	2		
Chuck Kobasew	7	0	0	0	16		
Miikka Kiprusoff	7	0	0	0	0		
GOALTENDERS							
Miikka Kiprusoff	GP	W	L	MIN	GA	SO	AVG
	7	3	4	454	13	1	1.72

2005

PLAYOFFS CANCELLED

2006

CAROLINA	GP	G	A	PTS	PIM		
Eric Staal	7	2	6	8	4		
Cory Stillman	7	2	5	7	4		
Mark Recchi	7	2	4	6	2		
Ray Whitney	7	3	2	5	10		
Frantisek Kaberle	7	2	3	5	2		
Matt Cullen	7	0	5	5	6		
Justin Williams	7	2	2	4	4		
Rod Brind'Amour	7	3	0	3	6		
Doug Weight	5	1	2	3	2		
Cory Stillman	7	2	5	7	4		
Andrew Ladd	7	1	1	2	2		
Aaron Ward	7	1	1	2	6		
Bret Hedican	7	0	2	2	18		
Chad Larose	3	0	1	1	0		
Niclas Wallin	7	0	1	1	4		
Oleg Tverdokvsky	1	0	0	0	0		
Josef Vasicek	3	0	0	0	2		
Cam Ward	7	0	0	0	0		
Kevyn Adams	7	0	0	0	2		
Mike Commodore	7	0	0	0	6		
Glen Wesley	7	0	0	0	6		
Craig Adams	7	0	0	0	8		
GOALTENDER	GP	W	L	MIN	GA	SO	AVG
Cam Ward	7	4	3	422	16	1	2.27

EDMONTON	GP	G	A	PTS	PIM		
Fernando Pisani	7	5	1	6	2		
Ales Hemsly	7	2	4	6	2		
Chris Pronger	7	1	3	4	8		
Jaroslav Spacek	7	0	5	5	8		
Raffi Torres	7	1	3	4	4		
Shawn Horcoff	7	2	0	2	4		
Ryan Smyth	7	2	0	2	6		
Dick Tarnstrom	5	0	2	2	6		
Radek Dvorak	7	0	2	2	4		
Jarret Stoll	7	0	2	2	4		
Steve Staios	7	0	2	2	8		
Michael Peca	7	1	1	2	2		
Sergei Samsonov	7	1	0	1	2		
Ethan Moreau	7	1	0	1	6		
Rem Murray	7	0	1	1	0		
Matt Greene	7	0	1	1	14		
Ty Conklin	1	0	0	0	0		
Dwayne Roloson	1	0	0	0	0		
Marc-Andre Bergeron	2	0	0	0	2		
Todd Harvey	3	0	0	0	0		
Georges Laracque	4	0	0	0	17		
Jussi Markkanen	6	0	0	0	0		
Jason Smith	7	0	0	0	6		
GOALTENDERS	GP	W	L	MIN	GA	SO	AVG
Dwayne Roloson	1	0	0	54	4	0	4.44
Ty Conklin	1	0	1	6	1	0	10.00
Jussi Markkanen	6	3	3	361	13	1	2.16

2007

ANAHEIM	GP	G	A	PTS	PIM		
Andy McDonald	5	5	2	7	4		
Corey Perry	5	2	4	6	10		
Ryan Getzlaf	5	2	2	4	8		
Travis Moen	5	3	0	3	2		
Rob Niedermayer	5	1	2	3	0		
Dustin Penner	5	1	2	3	2		
Teemu Selanne	5	0	3	3	2		
Samuel Pahlsson	5	1	1	2	8		
Scott Niedermayer	5	0	2	2	6		
Francois Beauchemin	5	1	0	1	6		
Ric Jackman	4	0	1	1	2		
Chris Pronger	4	0	1	1	4		
Todd Marchant	5	0	1	1	0		
Sean O'Donnell	5	0	1	1	2		
Ryan Carter	1	0	0	0	0		
Joe Motzko	1	0	0	0	0		
Joe DiPenta	2	0	0	0	0		
Chris Kunitz	2	0	0	0	0		
Drew Miller	2	0	0	0	2		
Shawn Thornton	4	0	0	0	2		
Kent Huskins	5	0	0	0	0		
Brad May	5	0	0	0	4		
GOALTENDER	GP	W	L	MIN	GA	SO	AVG
J.S. Giguere	5	4	1	298	11	1	2.21

OTTAWA	GP	G	A	PTS	PIM		
Daniel Alfredsson	5	4	1	5	0		
Mike Fisher	5	2	2	4	8		
Wade Redden	5	1	1	2	4		
Anton Volchenkov	5	1	1	2	6		
Chris Kelly	5	0	2	2	0		
Andrej Meszaros	5	0	2	2	2		
Peter Schaefer	5	0	2	2	4		
Jason Spezza	5	0	2	2	4		
Dean McAmmond	3	1	0	1	0		
Dany Heatley	5	1	0	1	2		
Chris Neil	5	1	0	1	6		
Oleg Saprykin	4	0	1	1	0		
Mike Comrie	5	0	1	1	2		
Joe Corvo	5	0	1	1	0		
Patrick Eaves	3	0	1	1	2		
Christoph Schubert	5	0	1	1	6		
Antoine Vermette	5	0	1	1	0		
Chris Phillips	5	0	0	0	4		
Tom Preissing	5	0	0	0	4		
GOALTENDER	GP	W	L	MIN	GA	SO	AVG
Ray Emery	5	1	4	296	16	0	3.24

2008

DETROIT	GP	G	A	PTS	PIM		
Henrik Zetterberg	6	2	4	6	2		
Brad Stuart	6	1	4	5	2		
Pavel Datsyuk	6	3	1	4	6		
Valtteri Filppula	6	2	2	4	0		
Brian Rafalski	6	2	2	4	6		
Mikael Samuelsson	6	1	3	4	0		
Johan Franzen	5	1	2	3	10		
Nicklas Lidstrom	6	1	2	3	4		
Niklas Kronwall	6	0	3	3	2		
Tomas Holmstrom	5	1	1	2	6		
Darren Helm	6	1	1	2	2		
Daniel Cleary	6	1	0	1	4		
Jiri Hudler	6	1	0	1	6		
Kirk Maltby	6	0	1	1	6		
Darren McCarty	2	0	0	0	0		
Dallas Drake	6	0	0	0	6		
Kris Draper	6	0	0	0	4		
Brett Lebda	6	0	0	0	2		
Andreas Lilja	6	0	0	0	6		
GOALTENDER	GP	W	L	MIN	GA	SO	AVG
Chris Osgood	6	4	2	409	10	2	1.47

PITTSBURGH	GP	G	A	PTS	PIM
Marian Hossa	6	3	4	7	2
Sidney Crosby	6	2	4	6	4
Evgeni Malkin	6	1	2	3	6
Sergei Gonchar	6	0	3	3	2
Adam Hall	6	2	0	2	2
Maxime Talbot	6	1	1	2	18
Petr Sykora	6	1	0	1	4
Gary Roberts	5	0	1	1	16
Pascal Dupuis	6	0	1	1	2
Ryan Malone	6	0	1	1	8
Georges Laraque	1	0	0	0	0
Kris Letang	2	0	0	0	2
Darryl Sydor	4	0	0	0	2
Hal Gill	6	0	0	0	6
Tyler Kennedy	6	0	0	0	2
Brooks Orpik	6	0	0	0	8
Jarkko Ruutu	6	0	0	0	2

Rob Scuderi	6	0	0	0	0		
Jordan Staal	6	0	0	0	0		4
Ryan Whitney	6	0	0	0	0		4
GOALTENDER	GP	W	L	MIN	GA	SO	AVG
Marc-Andre Fleury	6	2	4	407	17	0	2.51

2009

PITTSBURGH	GP	G	A	PTS	PIM		
Evgeni Malkin	7	2	6	8	29		
Maxime Talbot	7	4	2	6	14		
Kris Letang	7	1	3	4	0		
Tyler Kennedy	7	2	1	3	0		
Jordan Staal	7	2	1	3	2		
Sidney Crosby	7	1	2	3	2		
Ruslan Fedotenko	7	1	2	3	0		
Sergei Gonchar	7	1	1	2	2		
Chris Kunitz	7	0	2	2	4		
Rob Scuderi	7	0	2	2	0		
Mark Eaton	7	0	1	1	4		
Bill Guerin	7	0	1	1	4		
Philippe Boucher	1	0	0	0	0		
Petr Sykora	1	0	0	0	0		
Pascal Dupuis	6	0	0	0	2		
Miroslav Satan	6	0	0	0	2		
Craig Adams	7	0	0	0	12		
Matt Cooke	7	0	0	0	10		
Hal Gill	7	0	0	0	2		
Brooks Orpik	7	0	0	0	6		
GOALTENDERS	GP	W	L	MIN	GA	SO	AVG
Marc-Andre Fleury	7	4	3	393	17	0	2.60
Mathieu Garon	1	0	0	24	0	0	0.001

DETROIT	GP	G	A	PTS	PIM		
Henrik Zetterberg	7	2	4	6	7		
Johan Franzen	7	2	2	4	2		
Brian Rafalski	7	1	3	4	0		
Jonathan Ericsson	7	2	1	3	4		
Marian Hossa	7	0	3	3	2		
Jiri Hudler	7	0	3	3	0		
Nicklas Lidstrom	7	0	3	3	0		
Justin Abdelkader	3	2	0	2	0		
Valtteri Filppula	7	2	0	2	2		
Brad Stuart	7	2	0	2	2		
Darren Helm	7	1	1	2	0		
Niklas Kronwall	7	1	1	2	8		
Pavel Datsyuk	3	0	2	2	0		
Ville Leino	4	0	2	2	0		
Tomas Holmstrom	7	0	2	2	2		
Kris Draper	4	1	0	1	0		
Daniel Cleary	7	1	0	1	4		
Mikael Samuelsson	7	0	1	1	2		
Chris Osgood	7	0	1	1	0		
Brett Lebda	7	0	0	0	12		
Kirk Maltby	7	0	0	0	0		
GOALTENDER	GP	W	L	MIN	GA	SO	AVG
Chris Osgood	7	3	4	417	13	1	1.87

2010

CHICAGO	GP	G	A	PTS	PIM		
Patrick Kane	6	3	5	8	2		
Duncan Keith	6	1	6	7	0		
Patrick Sharp	6	4	2	6	5		
Dustin Byfuglien	6	3	3	6	4		
Dave Bolland	6	3	2	5	4		
Troy Brouwer	6	2	3	5	2		
Kris Versteeg	6	2	3	5	6		
Marian Hossa	6	1	3	4	4		
Andrew Ladd	3	1	2	3	2		
Brent Sopel	6	1	2	3	4		
Niklas Hjalmarsson	6	0	3	3	0		
Jonathan Toews	6	0	3	3	0		
Brian Campbell	6	1	1	2	2		
Ben Eager	6	1	1	2	12		
Tomas Kopecky	6	1	1	2	4		
Brent Seabrook	6	1	1	2	6		
John Madden	6	0	1	1	0		
Nick Boynton	3	0	0	0	2		
Adam Burish	3	0	0	0	2		
Jordan Hendry	3	0	0	0	0		
Antti Niemi	6	0	0	0	0		
GOALTENDER	GP	W	L	MIN	GA	SO	AVG
Antti Niemi	6	4	2	369	20	0	3.25

PHILADELPHIA	GP	G	A	PTS	PIM
Danny Briere	6	3	9	12	2
Scott Hartnell	6	5	4	9	10
Ville Leino	6	3	6	9	0
Claude Giroux	6	2	2	4	0
Chris Pronger	6	0	4	4	16
Matt Carle	6	1	2	3	0

Kimmo Timonen	6	1	2	3	2		
Simon Gagne	6	2	0	2	0		
Arron Asham	6	1	1	2	0		
Jeff Carter	6	1	1	2	0		
Mike Richards	6	1	1	2	4		
James van Riemsdyk	4	1	1	2	0		
Lukas Krajicek	6	0	2	2	2		
Blair Betts	6	1	0	1	2		
Braydon Coburn	6	0	1	1	4		
Darroll Powe	6	0	1	1	0		
Ryan Parent	1	0	0	0	0		
Brian Boucher	2	0	0	0	0		
Daniel Carcillo	2	0	0	0	2		
Oskars Bartulis	5	0	0	0	0		
Ian Laperriere	6	0	0	0	0		
Michael Leighton	6	0	0	0	2		
GOALTENDERS	GP	W	L	MIN	GA	SO	AVG
Michael Leighton	6	2	2	303	20	0	3.96
Brian Boucher	2	0	2	64	4	0	3.75

2011

BOSTON	GP	G	A	PTS	PIM		
Brad Marchand	7	5	2	7	22		
Mark Recchi	7	3	4	7	4		
Michael Ryder	7	3	3	6	4		
David Krejci	7	2	4	6	2		
Patrice Bergeron	7	2	3	5	14		
Rich Peverley	7	2	2	4	6		
Zdeno Chara	7	0	4	4	20		
Andrew Ference	7	2	1	3	22		
Milan Lucic	7	2	1	3	20		
Tomas Kaberle	7	0	3	3	0		
Dennis Seidenberg	7	0	3	3	21		
Johnny Boychuk	7	0	3	3	6		
Daniel Paille	7	1	1	2	0		
Chris Kelly	7	1	1	2	2		
Tyler Seguin	6	0	1	1	0		
Gregory Campbell	7	0	1	1	0		
Nathan Horton	3	0	0	0	0		
Shawn Thornton	5	0	0	0	22		
Adam McQuaid	7	0	0	0	14		
GOALTENDER	GP	W	L	MIN	GA	SO	AVG
Tim Thomas	7	4	3	417	8	2	1.15

VANCOUVER	GP	G	A	PTS	PIM		
Daniel Sedin	7	1	3	4	24		
Maxim Lapierre	7	2	1	3	12		
Alex Burrows	7	2	1	3	28		
Jannik Hansen	7	1	2	3	2		
Raffi Torres	7	1	2	3	6		
Alexander Edler	7	0	2	2	2		
Henrik Sedin	7	1	0	1	6		
Christian Ehrhoff	7	0	1	1	0		
Chris Higgins	7	0	1	1	0		
Sami Salo	7	0	1	1	0		
Kevin Bieksa	7	0	1	1	14		
Ryan Kesler	7	0	1	1	35		
Keith Ballard	1	0	0	0	2		
Alex Bolduc	1	0	0	0	0		
Dan Hamhuis	1	0	0	0	0		
Aaron Rome	3	0	0	0	19		
Chris Tanev	3	0	0	0	0		
Tanner Glass	4	0	0	0	0		
Jeff Tambellini	4	0	0	0	2		
Andrew Alberts	6	0	0	0	6		
Mason Raymond	6	0	0	0	2		
Manny Malhotra	6	0	0	0	0		
Victor Oreskovich	7	0	0	0	0		
GOALTENDERS	GP	W	L	MIN	GA	SO	AVG
Roberto Luongo	7	3	4	351	20	2	3.42
Cory Schneider	2	0	0	66	2	0	1.82

CHAPTER 17

Players on Stanley Cup-Winning Teams

1893 – 2011

A TOTAL OF 1,192 PLAYERS HAVE SKATED FOR Stanley Cup championship teams since the trophy was first awarded to the Montreal Amateur Athletic Association (Mtl. AAA) hockey club in 1893. Of the 1,192 winners, 677 (56.8%) have won one Cup title, while 515 (43.2%) have won on two or more occasions.

Cup wins	1	2	3	4	5	6	7	8	9	10	11
Players	677	275	90	87	35	19	1	4	1	2	1
Pct.	56.8	23.1	7.6	7.3	2.9	1.6					

Henri Richard holds the record for playing on the most Stanley Cup champions, winning 11 times in his career. During Richard's 20 years with the Montreal Canadiens from 1955-56 to 1974-75, "The Pocket Rocket" never played more than four consecutive seasons without earning a new Stanley Cup ring.

Jean Beliveau and Yvan Cournoyer of the Canadiens share second place behind Richard with 10 Cup wins apiece, and Montreal's Claude Provost ranks third with nine. Red Kelly, Maurice Richard, Jacques Lemaire and Serge Savard are tied with eight, while Jean-Guy Talbot has seven. Kelly is the only player to rank among these all-time Stanley Cup winners without ever playing for the Canadiens. He won the Cup four times with Detroit in the 1950s and four times with Toronto in the 1960s.

Kelly, Jack Marshall, Bob Goldham, Dick Duff, Frank Mahovlich, Bryan Trottier, Larry Murphy and Patrick Roy are the only players in history to win multiple Stanley Cup titles with two different teams. Of the 515 players to win more than one Stanley Cup championship, 375 won with the same team every time. Another 130 players won with two teams, while nine won with three and one won with four.

Jack Marshall owns the record for playing with four different teams to win the Stanley Cup. Marshall played on championship teams with the 1901 Winnipeg Victorias, 1902 and 1903 Montreal AAA, 1907 and 1910 Montreal Wanderers and 1914 Toronto Blueshirts.

Ten players have skated for three different Stanley Cup winning franchises in their careers. Frank Foyston, Jack Walker, Mike Keane, Joe Nieuwendyk and Mark Recchi had Cup wins with three different clubs, while Claude Lemieux, Hap Holmes, Al Arbour and Gord Pettinger won four Cup titles with three separate teams. Larry Hillman was a six-time winner with Detroit, Toronto and Montreal.

A

Clarence Abel	NY Rangers 28; Chicago 34	Bill Barilko	Toronto 47,48,49,51	Pierre Bouchard	Montreal 71,73,76,77,78
Sid Abel	Detroit 43,50,52	Billy Barlow	Mtl. AAA 1893,94	Billy Boucher	Montreal 24
Douglas Acer	Mtl. Victorias 1899	Tom Barrasso	Pittsburgh 91,92	Bobby Boucher	Montreal 24
Keith Acton	Edmonton 88	Marty Barry	Detroit 36,37	Frank Boucher	NY Rangers 28,33
Craig Adams	Carolina 2006;	Andy Bathgate	Toronto 64	Georges Boucher	Ottawa 20,21,23,27
	Pittsburgh 2009	Bobby Bauer	Boston 39,41	Philippe Boucher	Pittsburgh 2009
Jack Adams	Toronto 18; Ottawa 27	Bob Baun	Toronto 62,63,64,67	Leo Bourgeault	NY Rangers 28
John Adams	Boston 70	Francois Beauchemin	Anaheim 2007	Bob Bourne	NY Islanders 80,81,82,83
Kevyn Adams	Carolina 2006	Roxy Beaudro	Kenora 07	Phil Bourque	Pittsburgh 91,92
David Aebischer	Colorado 2001	Jesse Belanger	Montreal 93	Raymond Bourque	Colorado 2001
Dimitry Afanasev	Tampa Bay 2004	Ed Belfour	Dallas 99	Paul Boutilier	NY Islanders 83
Andy Aitkenhead	NY Rangers 33	Jean Beliveau	Montreal 56,57,58,59,60,65,	Johnny Bower	Toronto 62,63,64,67
Tommy Albelin	New Jersey 95,2003		66,68,69,71	Russell Bowie	Mtl. Victorias 1899
Bones Allen	Ottawa 05	Billy Bell	Montreal 24	Ralph Bowman	Detroit 36,37
Keith Allen	Detroit 54	Billy Bellingham	Mtl. AAA 02,03	Johnny Boychuk	Boston 2011
Glenn Anderson	Edmonton 84,85,87,88,90;	Brian Bellows	Montreal 93	Bill Boyd	NY Rangers 28
	NY Rangers 94	Clint Benedict	Ottawa 20,21,23;	Dan Boyle	Tampa Bay 2004
Jocko Anderson	Victoria 25		Mtl. Maroons 26	Nick Boynton	Chicago 2010
Lloyd Andrews	Toronto 22	Joe Benoit	Montreal 46	Jack Brannan	Mtl. Shamrocks 1899,1900
Dave Andreychuk	Tampa Bay 2004	Max Bentley	Toronto 48,49,51	Doug Brennan	NY Rangers 33
Syl Apps	Toronto 42,47,48	Red Berenson	Montreal 65	Carl Brewer	Toronto 62,63,64
Al Arbour	Detroit 54; Chicago 61;	Patrice Bergeron	Boston 2011	Frank Brimsek	Boston 39,41
	Toronto 62,64	Louis Berliquet	Montreal 16	Rod Brind'Amour	Carolina 2006
Amos Arbour	Montreal 16	Jeff Beukeboom	Edmonton 87,88,90;	Patrice Brisebois	Montreal 93
George Armstrong	Toronto 62,63,64,67		NY Rangers 94	Punch Broadbent	Ottawa 20,21,23;
Jack Armitage	Wpg. Victorias 1896	Jiri Bicek	New Jersey 2003		Mtl. Maroons 26
Josh Arnold	Mtl. Wanderers 06	Cecil Blachford	Mtl. AAA 03;	Turk Broda	Toronto 42,47,48,49,51
Jason Arnott	New Jersey 2000		Mtl. Wanderers 06,07,08,10	Connie Broden	Montreal 57,58
Barry Ashbee	Philadelphia 74	Steve Black	Detroit 50	Martin Brodeur	New Jersey 95,2000,03
Oscar Asmundson	NY Rangers 33	Tom Bladon	Philadelphia 74,75	Bernie Brophy	Mtl. Maroons 26
Larry Aurie	Detroit 36,37	Andy Blair	Toronto 32	Neal Broten	New Jersey 95
Don Awrey	Boston 70,72	Rob Blake	Colorado 2001	Troy Brouwer	Chicago 2010
		Toe Blake	Mtl. Maroons 35;	Adam Brown	Detroit 43
			Montreal 44,46	Art Brown	Wpg. Victorias 01,02
		Russ Blinco	Mtl. Maroons 35	Connie Brown	Detroit 43
		Gus Bodnar	Toronto 45,47	Dave Brown	Edmonton 90
		Garth Boesch	Toronto 47,48,49	Doug Brown	Detroit 97,98
		Serge Boisvert	Montreal 86	Morley Bruce	Ottawa 20,21
		Ivan Boldirev	Boston 70	Steve Brule	New Jersey 2000
		Dave Bolland	Chicago 2010	Benoit Brunet	Montreal 93
		Hugh Bolton	Toronto 51	Mud Bruneteau	Detroit 36,37,43
		Brad Bombardir	New Jersey 2000	Sergei Brylin	New Jersey 95,2000,03
		Marcel Bonin	Detroit 55;	Ilya Bryzgalov	Anaheim 2007
			Montreal 58,59,60	Kelly Buchberger	Edmonton 87,90
		Dickie Boon	Mtl. AAA 02,03	John Bucyk	Boston 70,72
		Christian Bordeleau	Montreal 69	Adam Burish	Chicago 2010
		Mike Bossy	NY Islanders 80,81,82,83	Marty Burke	Montreal 30,31
		Butch Bouchard	Montreal 44,46,53,56	Dustin Byfuglien	Chicago 2010

B

Pete Babando	Detroit 50
Anton Babchuk	Carolina 2006
Pete Backor	Toronto 45
Ralph Backstrom	Montreal 59,60,65,66,68,69
Ace Bailey	Toronto 32
Garnet Bailey	Boston 70,72
Dan Bain	Wpg. Victorias 1896,01,02
Earl Balfour	Chicago 61
Murray Balfour	Chicago 61
Dave Balon	Montreal 65,66
Bill Barber	Philadelphia 74,75

F. Cadham	Wpg. Victorias 02
Herb Cain	Mtl. Maroons 35; Boston 41
Jock Callander	Pittsburgh 92
Patsy Callighen	NY Rangers 28
Gregory Campbell	Boston 2011
Allan Cameron	Mtl. AAA 1893,94
Billy Cameron	Montreal 24
Harry Cameron	Toronto 14,18,22
Brian Campbell	Chicago 2010
Tote Campbell	Wpg. Victorias 1896
Guy Carbonneau	Montreal 86, 93; Dallas 99
Wayne Carleton	Boston 70
Bob Carpenter	New Jersey 95
Ed Carpenter	Seattle 17
Lorne Carr	Toronto 42,45
Billy Carroll	NY Islanders 81,82,83; Edmonton 85
George Carruthers	Wpg. Victorias 01
Bill Carson	Boston 29
Frank Carson	Mtl. Maroons 26
Gerry Carson	Montreal 30
Ryan Carter	Anaheim 2007
Joe Carveth	Detroit 43,50
Wayne Cashman	Boston 70,72
Jay Caulfield	Pittsburgh 91,92
Lorne Chabot	NY Rangers 28; Toronto 32
Murph Chamberlain	Montreal 44,46
Shawn Chambers	New Jersey 95; Dallas 99
Zdeno Chara	Boston 2011
Rick Chartrow	Montreal 76,77,78,79
Gerry Cheevers	Boston 70,72
Chris Chelios	Montreal 86; Detroit 2002,08
Tom Chorske	New Jersey 95
Jeff Chychrun	Pittsburgh 92
Martin Cibak	Tampa Bay 2004
King Clancy	Ottawa 23,27; Toronto 32
Dit Clapper	Boston 29,39,41
Bobby Clarke	Philadelphia 74,75
Daniel Cleary	Detroit 2008
Odie Cleghorn	Montreal 24
Sprague Cleghorn	Ottawa 20,21; Montreal 24
Bill Clement	Philadelphia 74,75
Ben Clymer	Tampa Bay 2004
Paul Coffey	Edmonton 84,85,87; Pittsburgh 91
Danton Cole	New Jersey 95
Erik Cole	Carolina 2006
Herb Collins	Mtl. AAA 1894
Mac Colville	NY Rangers 40
Neil Colville	NY Rangers 40
Mike Commodore	Carolina 2006
Brian Conacher	Toronto 67
Charlie Conacher	Toronto 32
Lionel Conacher	Chicago 34; Mtl. Maroons 35
Pat Conacher	Edmonton 84
Roy Conacher	Boston 39,41
Alec Connell	Ottawa 27; Mtl. Maroons 35
Bert Connelly	Chicago 38
Cam Connor	Montreal 79
Bill Cook	NY Rangers 28,33
Bun Cook	NY Rangers 28,33
Lloyd Cook	Vancouver 15
Tom Cook	Chicago 34
Matt Cooke	Pittsburgh 2009
Bert Corbeau	Montreal 16
Con Corbeau	Toronto 14
Rene Corbet	Colorado 96
Les Costello	Toronto 48
Baldy Cotton	Toronto 32
Jack Coughlin	Toronto 18
Art Coulter	Chicago 34; NY Rangers 40
Yvan Cournoyer	Montreal 65,66,68,69,71,73, 76,77,78,79
Geoff Courttnall	Edmonton 88
Billy Coutu	Montreal 24
Gerry Couture	Detroit 50
Rosie Couture	Chicago 34
Bruce Cowick	Philadelphia 74
Bill Cowley	Boston 39,41
Jack Crawford	Boston 39,41
Rusty Crawford	Quebec 13; Toronto 18
Billy Creighton	Quebec 13
Terry Crisp	Philadelphia 74,75

Sidney Crosby
Matt Cullen
Jassen Cullimore
Alex Currie
Floyd Curry
Ian Cushman

Pittsburgh 2009
Carolina 2006
Tampa Bay 2004
Ottawa 11
Montreal 53,56,57,58
Montreal 59

D

Kjell Dahlin
Cully Dahlstrom
J.J. Daigneault
Vincent Damphousse
Mathieu Dandenault
Ken Daneyko
Jeff Daniels
Harold Darragh
Jack Darragh
Pavel Datsyuk
Bob Davidson
Cam Davidson
Scotty Davidson
Shirley Davidson
Lorne Davis
Bob Dawes
Hap Day
Adam Deadmarsh
Kevin Dean
Lucien DeBlois
Denis DeJordy
Alex Delvecchio
Corb Denney
Cy Denney

Eric Desjardins
Greg de Vries
Boyd Devereaux
Al Dewsbury
Edgar Dey
Ernie Dickens
Cecil Dillon
Bill Dineen
Chris Dingman

Chuck Dinsmore
Coo Dion
Gilbert Dionne
Joe DiPenta
Paul DiPietro
Gary Doak
John Dobby
Gary Dornhoefer
Kent Douglas
Les Douglas
Jim Dowd
Aaron Downey
Dallas Drake
Kris Draper
Gordie Drillon
Graham Drinkwater

Bruce Driver
Chris Drury
Ken Dryden
Gilles Dube
Steve Duchesne
Dick Duff

Donald Dufresne
Woody Dumart
Andre Dupont
Pascal Dupuis
Bill Durnan
Babe Dye

Ben Eager
Mark Eaton
Jack Ebbs
Frank Eddolls
Roy Edwards
Gerry Ehman
Patrik Elias
Roland Elliot

Montreal 86
Chicago 38
Montreal 93
Montreal 93
Detroit 97,98,2002
New Jersey 95,2000,03
Pittsburgh 92
Toronto 32
Ottawa 11,20,21,23
Detroit 2002,08
Toronto 42,45
Mtl. Victorias 1896,97,98,99
Toronto 14
Mtl. Victorias 1895,96,97
Montreal 53
Toronto 49
Toronto 32
Colorado 96
New Jersey 95
Montreal 86
Chicago 61
Detroit 52,54,55
Toronto 18,22
Ottawa 20,21,23,27;
Boston 29
Montreal 93
Colorado 2001
Detroit 2002
Detroit 50
Ottawa 09
Toronto 42
NY Rangers 33
Detroit 54,55
Colorado 2001;
Tampa Bay 2004
Mtl. Maroons 26
Ottawa 06
Montreal 93
Anaheim 2007
Montreal 93
Boston 70
Mtl. Shamrocks 1899
Philadelphia 74,75
Toronto 63
Detroit 43
New Jersey 95
Detroit 2008
Detroit 2008
Detroit 97,98,2002,08
Toronto 42
Mtl. Victorias 1895,96,
97,98,99
New Jersey 95
Colorado 2001
Montreal 71,73,76,77,78,79
Detroit 54
Detroit 2002
Toronto 62,63;
Montreal 65,66,68,69
Montreal 93
Boston 39,41
Philadelphia 74,75
Pittsburgh 2009
Montreal 44,46
Toronto 22

E

Chicago 2010
Pittsburgh 2009
Ottawa 06
Montreal 46
Chicago 61
Toronto 64
New Jersey 2000,03
Mtl. Victorias 1895;
Mtl. AAA 02

Ron Ellis
Wally Elmer
Brian Engblom
Aut Erickson
Anders Eriksson
Bob Errey
Phil Esposito
Tony Esposito
Jack Evans
Stewart Evans
Todd Ewen
Jack Ewing
Bill Ezinicki

Toronto 67
Victoria 25
Montreal 78,79
Toronto 67
Detroit 98
Pittsburgh 91,92
Boston 70,72
Montreal 69
Chicago 61
Mtl. Maroons 35
Montreal 93
Mtl. Victorias 1897,98,99
Toronto 47,48,49

F

Art Farrell
Sergei Fedorov
Ruslan Fedotenko

Art Fenwick
Andrew Ference
John Ferguson
Viacheslav Fetisov
Bob Fillion
Valtteri Filppula
Dave Finnie
Frank Finnigan
Jiri Fischer
Stephane Fiset
Joe Fisher
Fern Flaman
Reggie Fleming
Bill Flett
Magnus Flett
Rod Flett
Theoren Fleury
Marc-Andre Fleury
Lee Fogolin
Lee Fogolin Jr.
Adam Foote
Peter Forsberg
Charles Fortier
Jack Fournier
Frank Foyston

Ron Francis
Jimmy Franks
Johan Franzen
A.A. Fraser
Colin Fraser
Gord Fraser
Frank Fredrickson
Jeff Friesen
Harry Frost
Grant Fuhr

Johnny Gagnon
Bob Gainey
Dutch Gainor

Percy Galbraith
John Gallagher
Dick Gamble
Charlie Gardiner
Cal Gardner
Jimmy Gardner

Mathieu Garon
Dave Gatherum
Horace Gaul
Jean Gauthier
George Gee
Martin Gelinas
Bernie Geoffrion
Eddie Gerard
Martin Gerber
Ray Getliffe
Ryan Getzlaf
Jean-Sebastien Giguere
Greg Gilbert

Brent Gilchrist
Randy Gilhen

Mtl. Shamrocks 1899,1900
Detroit 97,98,2002
Tampa Bay 2004;
Pittsburgh 2009
Mtl. Victorias 1895
Boston 2011
Montreal 65,66,68,69,71
Detroit 97,98
Montreal 44,46
Detroit 2008
Ottawa 05
Ottawa 27; Toronto 32
Detroit 2002
Colorado 96
Detroit 43
Toronto 51
Chicago 61
Philadelphia 74
Wpg. Victorias 01,02
Wpg. Victorias 1896,01,02
Calgary 89
Pittsburgh 2009
Detroit 50
Edmonton 84,85
Colorado 96,2001
Colorado 96,2001
Montreal 24
Montreal 16
Toronto 14; Seattle 17;
Victoria 25
Pittsburgh 91,92
Detroit 37
Detroit 2008
Ottawa 03
Chicago 2010
Victoria 25
Victoria 25
New Jersey 2003
Boston 39
Edmonton 84,85,87,88,90

G

Montreal 31
Montreal 76,77,78,79,86
Boston 29;
Mtl. Maroons 35
Boston 29
Detroit 37
Montreal 53
Chicago 34
Toronto 49,51
Mtl. AAA 02,03;
Mtl. Wanderers 10
Pittsburgh 2009
Detroit 54
Ottawa 05,11
Montreal 65
Detroit 50
Edmonton 90
Montreal 53,56,57,58,59,60
Ottawa 20,21,23; Toronto 22
Carolina 2006
Boston 39; Montreal 44
Anaheim 2007
Anaheim 2007
NY Islanders 82,83;
NY Rangers 94
Detroit 98
Pittsburgh 91

Hal Gill	Pittsburgh 2009
Clark Gillies	NY Islanders 80,81,82,83
David Gillilan	Mtl. Victorias 1896,97
Billy Gilmour	Ottawa 03,04,05,06,09
Dave Gilmour	Ottawa 03
Doug Gilmour	Calgary 89
Larry Gilmour	Mtl. Wanderers 08
Suddy Gilmour	Ottawa 03,04
Gaston Gingras	Montreal 86
Tony Gingras	Wpg. Victorias 01,02
Brian Gionta	New Jersey 2003
Eddie Giroux	Kenora 07
Pud Glass	Mtl. Wanderers 06,07,08,10
Fred Glover	Detroit 52
Eric Godard	Pittsburgh 2009
Bob Goldham	Toronto 42,47; Detroit 52,54,55
Leroy Goldsworthy	Chicago 34
Hank Goldup	Toronto 42
Alex Goligoski	Pittsburgh 2009
Scott Gomez	New Jersey 2000,03
Sergei Gonchar	Pittsburgh 2009
Larry Goodenough	Philadelphia 75
Ebbie Goodfellow	Detroit 36,37,43
Paul Goodman	Chicago 38
Butch Goring	NY Islanders 80,81,82,83
Ed Gorman	Ottawa 27
Johnny Gottselig	Chicago 34,38
Phil Goyette	Montreal 57,58,59,60
Bob Gracie	Toronto 32; Mtl. Maroons 35
Leth Graham	Ottawa 21
John Grahame	Tampa Bay 2004
Danny Grant	Montreal 68
Mike Grant	Mtl. Victorias 1895,96, 97,98,99
Adam Graves	Edmonton 90; NY Rangers 94
Alex Gray	NY Rangers 28
Red Green	Boston 29
Rick Green	Montreal 86
Ted Green	Boston 70,72
Randy Gregg	Edmonton 84,85,87,88,90
Wayne Gretzky	Edmonton 84,85,87,88
Si Griffis	Kenora 07; Vancouver 15
Don Grosso	Detroit 43
Bill Guerin	New Jersey 95
Alexei Gusarov	Pittsburgh 2009
	Colorado 96

H

Billy Hague	Ottawa 06
George Hainsworth	Montreal 30,31
Harold Halderson	Victoria 25
Glenn Hall	Detroit 52; Chicago 61
Joe Hall	Kenora 07; Quebec 12,13
Kevin Haller	Montreal 93
Milt Halliday	Ottawa 27
Mats Hallin	NY Islanders 83
Red Hamill	Boston 39
Reg Hamilton	Toronto 42,45
Dave Hannan	Edmonton 88; Colorado 96
Glen Harmon	Montreal 44,46
Terry Harper	Montreal 65,66,68,69,71
Billy Harris	Toronto 62,63,64
Ted Harris	Montreal 65,66,68,69; Philadelphia 75
Harriston	Toronto 14
Gizzy Hart	Victoria 25
Mike Hartman	NY Rangers 94
Doug Harvey	Montreal 53,56,57,58,59,60
Dominik Hasek	Detroit 2002,08
Bob Hassard	Toronto 51
Derian Hatcher	Dallas 99
Bill Hay	Chicago 61
Jim Hay	Detroit 55
Glenn Healy	NY Rangers 94
Sammy Hebert	Toronto 18
Bret Hedican	Carolina 2006
Gerry Heffernan	Montreal 44
Milan Hejduk	Colorado 2001
Ott Heller	NY Rangers 33,40
Darren Helm	Detroit 2008
Harry Helman	Ottawa 23
Harold Henderson	Mtl. Victorias 1895,96,97
Jordan Hendry	Chicago 2010
Lorne Henning	NY Islanders 80

Riley Hern	Mtl. Wanderers 07,08,10
Bryan Hextall	NY Rangers 40
Bill Hicke	Montreal 59,60
Wayne Hicks	Chicago 61
Fred Higginbotham	Wpg. Victorias 1896
Mel Hill	Boston 39,41; Toronto 45
Sean Hill	Montreal 93
Dutch Hillier	NY Rangers 40; Montreal 46
Randy Hillier	Pittsburgh 91
Larry Hillman	Detroit 55; Toronto 62,63, 64,67; Montreal 69
Wayne Hillman	Chicago 61
Dan Hinote	Colorado 2001
Lionel Hitchman	Ottawa 23; Boston 29
Nicklas Hjalmarsen	Chicago 2010
Charlie Hodge	Montreal 56,58,59,60,65,66
Ken Hodge	Boston 70,72
Tom Hodge	Mtl. AAA 02,03
Archie Hodgson	Mtl. AAA 1893,94
Kevin Hodson	Detroit 97,98
Charles Hoerner	Mtl. Shamrocks 1899
Benoit Hogue	Dallas 99
Bobby Holik	New Jersey 95,2000
Flash Hollett	Boston 39, 41
Hap Holmes	Toronto 14,18; Seattle 17; Victoria 25
Tomas Holmstrom	Detroit 97,98,2002,08
Albert Holway	Mtl. Maroons 26
Art Hooper	Mtl. AAA 02,03
Tom Hooper	Kenora 07; Mtl. Wanderers 08
George Horne	Mtl. Maroons 26
Red Horner	Toronto 32
Nathan Horton	Boston 2011
Tim Horton	Toronto 62,63,64,67
Marian Hossa	Chicago 2010
Rejean Houle	Montreal 71,73,77,78,79
Attie Howard	Wpg. Victorias 1896
Garry Howatt	NY Islanders 80,81
Gordie Howe	Detroit 50,52,54,55
Syd Howe	Detroit 36,37,43
Jiri Hrdina	Calgary 89; Pittsburgh 91,92
Tony Hrkac	Dallas 99
Charlie Huddy	Edmonton 84,85,87,88,90
Jiri Hudler	Detroit 2008
Mike Hudson	NY Rangers 94
Cristobal Huet	Chicago 2010
Pat Hughes	Montreal 79; Edmonton 84,85
Bobby Hull	Chicago 61
Brett Hull	Dallas 99; Detroit 2002
Dave Hunter	Edmonton 84,85,87
Mark Hunter	Calgary 89
Tim Hunter	Calgary 89
Kent Huskins	Anaheim 2007
Andrew Hutchinson	Carolina 2006
Bouse Hutton	Ottawa 03,04
Harry Hyland	Mtl. Wanderers 10

I-J

Alex Irving	Mtl. AAA 1893, 94
Ric Jackman	Anaheim 2007
Art Jackson	Boston 41; Toronto 45
Busher Jackson	Toronto 32
Don Jackson	Edmonton 84,85
Harold Jackson	Chicago 38; Detroit 43
Stan Jackson	Toronto 22
Jaromir Jagr	Pittsburgh 91,92
George James	Mtl. AAA 1894
Doug Jarvis	Montreal 76,77,78,79
Larry Jeffrey	Toronto 67
Roger Jenkins	Chicago 34,38
Grant Jennings	Pittsburgh 91,92
Ching Johnson	NY Rangers 28,33
Earl Johnson	Detroit 54
Moose Johnson	Mtl. Wanderers 06,07,08,10
Tom Johnson	Montreal 53,56,57,58,59,60
Virgil Johnson	Chicago 38
Eddie Johnston	Boston 70,72
Charles Johnstone	Wpg. Victorias 1896,01,02
Ross Johnstone	Toronto 45
Aurel Joliat	Montreal 24,30,31
Robert Jones	Mtl. Victorias 1895
Tomas Jonsson	NY Islanders 82,83
Bill Juzda	Toronto 49,51

K

Frantisek Kaberle	Carolina 2006
Tomas Kaberle	Boston 2011
Anders Kallur	NY Islanders 80,81,82,83
Valeri Kamensky	Colorado 96
Bingo Kampman	Toronto 42
Patrick Kane	Chicago 2010
Mike Karakas	Chicago 38
Alexander Karpovtsev	NY Rangers 94
Mike Keane	Montreal 93; Colorado 96; Dallas 99
Butch Keeling	NY Rangers 33
Duncan Keith	Chicago 2010
Bob Kelly	Philadelphia 74,75
Chris Kelly	Boston 2011
Pete Kelly	Detroit 36,37
Red Kelly	Detroit 50,52,54,55; Toronto 62,63,64,67
Steve Kelly	New Jersey 2000
Bill Kendall	Chicago 34
Rod Kennedy	Mtl. Wanderers 06,07
Ted Kennedy	Toronto 45,47,48,49,51
Tyler Kennedy	Pittsburgh 2009
Dave Keon	Toronto 62,63,64,67
Dave Kerr	NY Rangers 40
Dubbie Kerr	Ottawa 09,10,11
Nikolai Khabibulin	Tampa Bay 2004
Hec Kilrea	Ottawa 27; Detroit 36,37
Wally Kilrea	Detroit 36,37
Orest Kindrachuk	Philadelphia 74,75
Alex Kingan	Mtl. AAA 1893,94
Hobie Kitchen	Mtl. Maroons 26
Lloyd Klein	Boston 29
Jon Klemm	Colorado 96,2001
Petr Klima	Edmonton 90
Joe Klukay	Toronto 47,48,49,51
Mike Knuble	Detroit 98
Joe Kocur	NY Rangers 94; Detroit 97,98
Vladimir Konstantinov	Detroit 97,98
Tomas Kopecky	Detroit 2008; Chicago 2010
John Kordic	Montreal 86
Alex Kovalev	NY Rangers 94
Vyacheslav Kozlov	Detroit 97,98
David Krejci	Boston 2011
Niklas Kronwall	Detroit 2008
Uwe Krupp	Colorado 96
Mike Krushelnyski	Edmonton 85,87,88
Pavel Kubina	Tampa Bay 2004
Chris Kunitz	Anaheim 2007
Jari Kurri	Pittsburgh 2009
Tom Kurvers	Edmonton 84,85,87,88,90
Nick Kypreos	Montreal 86
	NY Rangers 94

L

Elmer Lach	Montreal 44,46,53
Normand Lacombe	Edmonton 88
Andrew Ladd	Carolina 2006; Chicago 2010
Guy Lafleur	Montreal 73,76,77,78,79
Fred Lake	Ottawa 09,10,11
Newsy Lalonde	Montreal 16
Mike Lalor	Montreal 86
Mark Lamb	Edmonton 90
Yvon Lambert	Montreal 76,77,78,79
Leo Lamoureux	Montreal 44,46
Gord Lane	NY Islanders 80,81,82,83
Myles Lane	Boston 29
Pete Langelle	Toronto 42
Jamie Langenbrunner	Dallas 99; New Jersey 2003
Dave Langevin	NY Islanders 80,81,82,83
Albert Langlois	Montreal 58,59,60
Rod Langway	Montreal 79
Jacques Laperriere	Montreal 65,66,68,69,71,73
Guy Lapointe	Montreal 71,73,76,77,78,79
Martin Lapointe	Detroit 97,98
Igor Larionov	Detroit 97,98,2002
Steve Larmer	NY Rangers 94
Wildor Larochelle	Montreal 30,31
Michel Larocque	Montreal 76,77,78,79
Chad LaRose	Carolina 2006
Claude Larose	Montreal 65,66,68,71,73
Pierre Larouche	Montreal 78,79
Jack Laviolette	Montreal 16
Jamie Leach	Pittsburgh 92
Reggie Leach	Philadelphia 75

Brett Lebda	Detroit 2008
Stephan Lebeau	Montreal 93
Vincent Lecavalier	Tampa Bay 2004
Jackie Leclair	Montreal 56
John LeClair	Montreal 93
Albert Leduc	Montreal 30,31
Gary Leeman	Montreal 93
Brian Leetch	NY Rangers 94
Sylvain Lefebvre	Colorado 96
Chuck Lefley	Montreal 71,73
Manny Legace	Detroit 2002
Hugh Lehman	Vancouver 15
Jere Lehtinen	Dallas 99
Jacques Lemaire	Montreal 68,69,71,73,76, 77,78,79
Moe Lemay	Edmonton 87
Claude Lemieux	Montreal 86; New Jersey 95,2000; Colorado 96
Mario Lemieux	Pittsburgh 91,92
George Leonard	Quebec 12
Pit Lepine	Montreal 30,31
Curtis Leschyschyn	Colorado 96
Art Lesieur	Montreal 31
Percy LeSueur	Ottawa 09,10,11
Bill Lesuk	Boston 70
Jack Leswick	Chicago 34
Tony Leswick	Detroit 52,54,55
Kris Letang	Pittsburgh 2009
Alex Levinsky	Toronto 32; Chicago 38
Danny Lewicki	Toronto 51
Gordon Lewis	Mtl. Victorias 1896,97,98,99
Herbie Lewis	Detroit 36,37
Doug Lidster	NY Rangers 94
Nicklas Lidstrom	Detroit 97,98,2002,08
Charles Liffiton	Mtl. AAA 02
Ernie Liffiton	Mtl. Wanderers 08
Andreas Lilja	Detroit 2008
Ted Lindsay	Detroit 50,52,54,55
Willy Lindstrom	Edmonton 84,85
Ken Linseman	Edmonton 84
Carl Liscombe	Detroit 43
Ed Litzenberger	Chicago 61; Toronto 62,63,64
Troy Loney	Pittsburgh 91,92
Ross Lonsberry	Philadelphia 74,75
Hakan Loob	Calgary 89
Jim Lorentz	Boston 70
Bob Lorimer	NY Islanders 80,81
Clem Loughlin	Victoria 25
G.S. Low	Mtl. AAA 1893
Kevin Lowe	Edmonton 84,85,87,88,90; NY Rangers 94
Milan Lucic	Boston 2011
Craig Ludwig	Montreal 86; Dallas 99
Brad Lukowich	Tampa Bay 2004
Dave Lumley	Edmonton 84,85
Harry Lumley	Detroit 50
Gilles Lupien	Montreal 78,79
Vic Lynn	Toronto 47,48,49

M

Kilby MacDonald	NY Rangers 40
Al MacInnis	Calgary 89
Calum MacKay	Montreal 53
Mickey MacKay	Vancouver 15; Boston 29
Fleming MacKell	Toronto 49,51
Jack MacKell	Ottawa 20,21
Bill MacKenzie	Chicago 38
Howie Mackie	Detroit 37
John MacLean	New Jersey 95
Rick MacLeish	Philadelphia 74,75
Brian MacLellan	Calgary 89
John MacMillan	Toronto 62,63
Jamie Macoun	Calgary 89; Detroit 98
Bud MacPherson	Montreal 53
Craig MacTavish	Edmonton 87,88,90; NY Rangers 94
John Madden	New Jersey 2000,03 Chicago 2010
Frank Mahovlich	Toronto 62,63,64,67; Montreal 71,73
Pete Mahovlich	Montreal 71,73,76,77
Fern Majeau	Montreal 44

Chico Maki	Chicago 61
Vladimir Malakhov	New Jersey 2000
David Maley	Montreal 86
Evgeni Malkin	Pittsburgh 2009
Ken Mallen	Ottawa 10; Vancouver 15
Jeff Malone	Quebec 13
Joe Malone	Quebec 12,13; Montreal 24
Kirk Maltby	Detroit 97,98,2002,08
Georges Mantha	Montreal 30,31
Sylvio Mantha	Montreal 24,30,31
Milan Marcetta	Toronto 67
Mush March	Chicago 34,38
Todd Marchant	Anaheim 2007
Don Marcotte	Boston 70,72
Hector Marini	NY Islanders 81,82
Brad Marchand	Boston 2011
Gus Marker	Mtl. Maroons 35
Jack Marks	Quebec 12,13; Toronto 18
Don Marshall	Montreal 56,57,58,59,60
Grant Marshall	Dallas 99, New Jersey 2003
Jack Marshall	Wpg. Victorias 01; Mtl. AAA 02,03; Mtl. Wanderers 07,10; Toronto 14
Clare Martin	Detroit 50
Paul Masnick	Montreal 53
Stephane Matteau	NY Rangers 94
Richard Matvichuk	Dallas 99
Johnny Matz	Vancouver 15
Brad May	Anaheim 2007
Eddie Mazur	Montreal 53
Chris McAlpine	New Jersey 95
Bert McCaffrey	Montreal 30
Darren McCarty	Detroit 97,98,2002,08
Kevin McClelland	Edmonton 84,85,87,88
Frank McCool	Toronto 45
John McCormack	Toronto 51; Montreal 53
John McCreedy	Toronto 42,45
Brad McCrimmon	Calgary 89
Ab McDonald	Montreal 58,59,60; Chicago 61
Andy McDonald	Anaheim 2007
Bucko McDonald	Detroit 36,37; Toronto 42
Jack McDonald	Quebec 12
Lanny McDonald	Calgary 89
A. McDougall	Mtl. Victorias 1895
Bob McDougall	Mtl. Victorias 1895,96, 97,98,99
Hartland McDougall	Mtl. Victorias 1896,97,98
Shawn McEachern	Pittsburgh 92
Mike McEwen	NY Islanders 81,82,83
Jim McFadden	Detroit 50
Don McFadyen	Chicago 34
Frank McGee	Ottawa 03,04,05,06
Jim McGee	Ottawa 04
Roy McGiffin	Toronto 14
Billy McGimsie	Kenora 07
Doug McKay	Detroit 50
Randy McKay	New Jersey 95,2000
Alex McKendry	NY Islanders 80
Joe McKenna	Mtl. Shamrocks 1899,1900
Don McKenney	Toronto 64
Jim McKenzie	New Jersey 2003
John McKenzie	Boston 70,72
Ernie McLea	Mtl. Victorias 1896,97,98,99
Jack McLean	Toronto 45
McLellan	Mtl. Victorias 1897
Mike McMahon	Montreal 44
Sammy McManus	Mtl. Maroons 35
Max McNab	Detroit 50
George McNamara	Toronto 14
Howard McNamara	Montreal 16
Gerry McNeil	Montreal 53,57,58
Mike McPhee	Montreal 86
Adam McQuaid	Boston 2011
Pat McReavy	Boston 41
Fred McRobie	Mtl. Victorias 1899
Marty McSorley	Edmonton 87,88
Derek Meech	Detroit 2008
Howie Meeker	Toronto 47,48,49,51
Harry Meeking	Toronto 18; Victoria 25
Paul Meger	Montreal 53
Roland Melanson	NY Islanders 81,82,83
Larry Melnyk	Edmonton 85
Henri Menard	Mtl. Wanderers 06
Wayne Merrick	NY Islanders 80,81,82,83

Horace Merrill	Ottawa 20
Whitey Merritt	Wpg. Victorias 1896
Eric Messier	Colorado 2001
Mark Messier	Edmonton 84,85,87,88,90; NY Rangers 94
Don Metz	Toronto 42,45,47,48,49
Nick Metz	Toronto 42,45,47,48
Dave Michayluk	Pittsburgh 92
Stan Mikita	Chicago 61
Bill Miller	Mtl. Maroons 35
Drew Miller	Anaheim 2007
Earl Miller	Toronto 32
Joe Miller	NY Rangers 28
Dmitri Mironov	Detroit 98
Ivan Mitchell	Toronto 22
Mike Modano	Dallas 99
Fredrik Modin	Tampa Bay 2004
Travis Moen	Anaheim 2007
Alexander Mogilny	New Jersey 2000
Percy Molson	Mtl. Victorias 1897
Armand Mondou	Montreal 30,31
Pierre Mondou	Montreal 77,78,79
Andy Moog	Edmonton 84,85,87
Alfie Moore	Chicago 38
Arthur Moore	Ottawa 03,04,05,06
Dickie Moore	Montreal 53,56,57,58,59,60
Paddy Moran	Quebec 12,13
Howie Morenz	Montreal 24,30,31
Bernie Morris	Seattle 17
Moe Morris	Toronto 45
Ken Morrow	NY Islanders 80,81,82,83
Gus Mortonson	Toronto 47,48,49,51
Ken Mosdell	Montreal 46,53,56,59
Alex Motter	Detroit 43
Joe Motzko	Anaheim 2007
Johnny Mowers	Detroit 43
Bryan Muir	Colorado 2001
Joe Mullen	Calgary 89; Pittsburgh 91,92
Kirk Muller	Montreal 93
Harry Mummery	Quebec 13; Toronto 18
Craig Muni	Edmonton 87,88,90
Dunc Munro	Mtl. Maroons 26
Bob Murdoch	Montreal 71,73
Murray Murdoch	NY Rangers 28,33
Joe Murphy	Edmonton 90
Larry Murphy	Pittsburgh 91,92; Detroit 97,98
Ron Murphy	Chicago 61; Boston 70
Troy Murray	Colorado 96
Dana Murzyn	Calgary 89
Clare Mussen	Mtl. AAA 1894

N

Mark Napier	Montreal 79; Edmonton 85
Mats Naslund	Montreal 86
Ric Nattress	Calgary 89
Stan Neckar	Tampa Bay 2004
Mike Needham	Pittsburgh 92
Sergei Nemchinov	NY Rangers 94; New Jersey 2000
Eric Nesterenko	Chicago 61
Bob Nevin	Toronto 62,63
Billy Nicholson	Mtl. AAA 02,03
Rob Niedermayer	Anaheim 2007
Scott Niedermayer	New Jersey 95,2000,03; Anaheim 2007
Antti Niemi	Chicago 2010
Ville Nieminen	Colorado 2001
Joe Nieuwendyk	Calgary 89; Dallas 99; New Jersey 2003
Frank Nighbor	Vancouver 15; Ottawa 20,21,23,27
Chris Nilan	Montreal 86
Kent Nilsson	Edmonton 87
Reg Noble	Toronto 18,22; Mtl. Maroons 26
Simon Nolet	Philadelphia 74
Brian Noonan	NY Rangers 94
Baldy Northcott	Mtl. Maroons 35
Bill Nyrop	Montreal 76,77,78
Bob Nystrom	NY Islanders 80,81,82,83

O	
Eddie Oatman	Quebec 12
E. O'Brien	Mtl. AAA 1894
Buddy O'Connor	Montreal 44,46
Lyle Odelein	Montreal 93
Sean O'Donnell	Anaheim 2007
Fredrik Olausson	Detroit 2002
Ed Olczyk	NY Rangers 94
Harry Oliver	Boston 29
Krzysztof Oliwa	New Jersey 2000
Bert Olmstead	Montreal 53,56,57,58; Toronto 62
Tom O'Neill	Toronto 45
Jimmy Orlando	Detroit 43
Brooks Orpik	Pittsburgh 2009
Bobby Orr	Boston 70,72
Chris Osgood	Detroit 97,98,2008
Joel Otto	Calgary 89
George Owen	Boston 29
Sandis Ozolins	Colorado 96
P	
Jim Paek	Pittsburgh 91,92
Samuel Pahlsson	Anaheim 2007
Daniel Paille	Boston 2011
Pete Palangio	Chicago 38
Jay Pandolfo	New Jersey 2000,03
Jim Pappin	Toronto 64,67
Bernie Parent	Philadelphia 74,75
Scott Parker	Colorado 2001
George Parros	Anaheim 2007
Tom Paton	Mtl. AAA 1893
Frank Patrick	Vancouver 15
Lester Patrick	Mtl. Wanderers 06,07; NY Rangers 28
Lynn Patrick	NY Rangers 40
Muzz Patrick	NY Rangers 40
Colin Patterson	Calgary 89
Marty Pavelich	Detroit 50,52,54,55
Barry Pederson	Pittsburgh 91
Mike Peluso	New Jersey 95
Dustin Penner	Anaheim 2007
Jim Peplinski	Calgary 89
Eric Perrin	Tampa Bay 2004
Corey Perry	Anaheim 2007
Stefan Persson	NY Islanders 80,81,82,83
Garry Peters	Montreal 65
Jimmy Peters	Montreal 46; Detroit 50,54
Gord Pettinger	NY Rangers 33; Detroit 36,37; Boston 39
Rich Peverley	Boston 2011
Merlyn Phillips	Mtl. Maroons 26
Russell Phillips	Kenora 07
Tommy Phillips	Mtl. AAA 03; Kenora 07
Noel Picard	Montreal 65
Frank Pietrangelo	Pittsburgh 91
Alf Pike	NY Rangers 40
Pierre Pilote	Chicago 61
Didier Pitre	Montreal 16
Gerry Plamondon	Montreal 46
Derek Plante	Dallas 99
Jacques Plante	Montreal 53,56,57,58,59,60
Michel Plasse	Montreal 73
Shjon Podein	Colorado 2001
Bud Poile	Toronto 47
Mike Polich	Montreal 77
Jack Portland	Boston 39
Denis Potvin	NY Islanders 80,81,82,83
Jean Potvin	NY Islanders 80,81
Skinner Poulin	Montreal 16
Jaroslav Pouzar	Edmonton 84,85,87
Rocket Power	Quebec 13
Babe Pratt	NY Rangers 40; Toronto 45
Nolan Pratt	Colorado 2001; Tampa Bay 2004
Noel Price	Montreal 66
Ken Priestlay	Pittsburgh 92
Joe Primeau	Toronto 32
Goldie Prodgers	Quebec 12; Montreal 16
Chris Pronger	Anaheim 2007
Andre Pronovost	Montreal 57,58,59,60
Marcel Pronovost	Detroit 50,52,54,55; Toronto 67
Claude Provost	Montreal 56,57,58,59,60,65, 66,68,69
Metro Prystai	Detroit 52,54
Bob Pulford	Toronto 62,63,64,67

Harvey Pulford	Ottawa 03,04,05,06
William Pullan	Mtl. Victorias 1895
Jamie Pushor	Detroit 97
Jean Pusie	Montreal 31
R	
Andre Racicot	Montreal 93
Brian Rafalski	New Jersey 2000,03; Detroit 2008
Rob Ramage	Calgary 89; Montreal 93
Ken Randall	Toronto 18,22
Bill Ranford	Edmonton 88,90
Norman Rankin	Mtl. Victorias 1895
Ken Reardon	Montreal 46
Terry Reardon	Boston 41
Billy Reay	Montreal 46,53
Mark Recchi	Pittsburgh 91; Carolina 2006; Boston 2011
Pokey Reddick	Edmonton 90
Mickey Redmond	Montreal 68,69
Dutch Reibel	Detroit 54,55
Dave Reid	Dallas 99; Colorado 2001
Steve Reinprecht	Colorado 2001
Leo Reise Jr.	Detroit 50,52
Glenn Resch	NY Islanders 80
Pascal Rheume	New Jersey 2003
Mike Ricci	Colorado 96
Henri Richard	Montreal 56,57,58,59,60,65, 66,68,69,71,73
Maurice Richard	Montreal 44,46,53,56,57, 58,59,60
Brad Richards	Tampa Bay 2004
Frank Richardson	Mtl. Victorias 1898,99
Stephane Richer	Montreal 86; New Jersey 95
Mike Richter	NY Rangers 94
Roy Rickey	Seattle 17
Bruce Ridpath	Ottawa 10,11
Jim Riley	Seattle 17
Doug Risebrough	Montreal 76,77,78,79
Gus Rivers	Montreal 30,31
John Ross Roach	Toronto 22
Mario Roberge	Montreal 93
Phil Roberto	Montreal 71
Gary Roberts	Calgary 89
Gord Roberts	Ottawa 10
Gordie Roberts	Pittsburgh 91,92
Jimmy Roberts	Montreal 65,66,73,76,77
Earl Robertson	Detroit 37
Fred Robertson	Toronto 32
Earl Robinson	Mtl. Maroons 35
Larry Robinson	Montreal 73,76,77,78,79,86
Luc Robitaille	Detroit 2002
Leon Rochefort	Montreal 66,71
Eddie Rodden	Boston 29
Al Rollins	Toronto 51
Brian Rolston	New Jersey 95
Doc Romnes	Chicago 34,38
Ed Ronan	Montreal 93
Skene Ronan	Montreal 16
Steve Rooney	Montreal 86
Walter Rooney	Quebec 12
Art Ross	Kenora 07; Mtl. Wanderers 08
Sam Rothschild	Mtl. Maroons 26
Rolly Roulston	Detroit 37
Bob Rouse	Detroit 97,98
Bobby Rousseau	Montreal 65,66,68,69
Haviland Routh	Mtl. AAA 1893,94
Bobby Rowe	Seattle 17
Andre Roy	Tampa Bay 2004
Patrick Roy	Montreal 86,93; Colorado 96,2001
Darren Rumble	Tampa Bay 2004
Reijo Ruotsalainen	Edmonton 87,90
Mike Rupp	New Jersey 2003
Ernie Russell	Mtl. Wanderers 06,07,08,10
Warren Rychel	Colorado 96
Michael Ryder	Boston 2011
S	
Dollard St. Laurent	Montreal 53,56,57,58; Chicago 61
Martin St. Louis	Tampa Bay 2004
Joe Sakic	Colorado 96,2001
Don Saleski	Philadelphia 74,75
Phil Samis	Toronto 48
Kjell Samuelsson	Pittsburgh 92

Mikael Samuelsson	Detroit 2008
Ulf Samuelsson	Pittsburgh 91,92
Derek Sanderson	Boston 70,72
Charlie Sands	Boston 39
Tomas Sandstrom	Detroit 97
Cory Sarich	Tampa Bay 2004
Miroslav Satan	Pittsburgh 2009
Denis Savard	Montreal 93
Serge Savard	Montreal 68,69,71,73,76, 77,78,79
Terry Sawchuk	Detroit 52,54,55; Toronto 67
Fred Scanlon	Mtl. Shamrocks 1899,1900; Wpg. Victorias 02
Milt Schmidt	Boston 39,41
Mathieu Schneider	Montreal 93
Danny Schock	Boston 70
Sweeney Schriner	Toronto 42,45
Dave Schultz	Philadelphia 74,75
Corey Schwab	New Jersey 2003
Enio Scisizzi	Detroit 52
Scott	Ottawa 04
Rob Scuderi	Pittsburgh 2009
Jim Seaborn	Vancouver 15
Brent Seabrook	Chicago 2010
Tyler Seguin	Boston 2011
Earl Seibert	NY Rangers 33; Chicago 38
Dennis Seidenberg	Boston 2011
Teemu Selanne	Anaheim 2007
Dave Semenko	Edmonton 84,85
Brent Severyn	Dallas 99
Richard Sevigny	Montreal 79
Eddie Shack	Toronto 62,63,64,67
Brendan Shanahan	Detroit 97,98,2002
Ryan Shannon	Anaheim 2007
Patrick Sharp	Chicago 2010
Bobby Sheehan	Montreal 71
Johnny Sheppard	Chicago 34
John Sherf	Detroit 37
Jack Shewchuck	Boston 41
Alex Shibicky	NY Rangers 40
Al Shields	Mtl. Maroons 35
Jack Shill	Chicago 38
Eddie Shore	Boston 29,39
Hamby Shore	Ottawa 05,10,11
Steve Shutt	Montreal 73,76,77,78,79
Babe Siebert	Mtl. Maroons 26; NY Rangers 33
Jon Sim	Dallas 99
Don Simmons	Toronto 62,63,64
Chris Simon	Colorado 96
Cully Simon	Detroit 43
Craig Simpson	Edmonton 88,90
Percy Sims	Ottawa 03
Alf Skinner	Toronto 18
Martin Skoula	Colorado 2001
Glen Skov	Detroit 52,54,55
Brian Skrudland	Montreal 86; Dallas 99
Jiri Slegr	Detroit 2002
Blake Sloan	Dallas 99
Tod Sloan	Toronto 51; Chicago 61
Walter Smaill	Mtl. Wanderers 08
Richard Smehlik	New Jersey 2003
Alex Smith	Ottawa 27
Alf Smith	Ottawa 04,05,06; Kenora 07
Billy Smith	NY Islanders 80,81,82,83
Bobby Smith	Montreal 86
Clint Smith	NY Rangers 40
Dallas Smith	Boston 70,72
Des Smith	Boston 41
Geoff Smith	Edmonton 90
George Smith	Mtl. AAA 03
Harry Smith	Ottawa 06
Hooley Smith	Ottawa 27; Mtl. Maroons 35
Normie Smith	Detroit 36,37
Rick Smith	Boston 70
Sid Smith	Toronto 48,49,51
Stan Smith	NY Rangers 40
Steve Smith	Edmonton 87,88,90
Tommy Smith	Ottawa 06; Quebec 13
Rod Smylie	Toronto 22
Doug Soetaert	Montreal 86
Art Somers	NY Rangers 33
Brent Sopol	Chicago 2010
John Sorrell	Detroit 36,37
Bill Speer	Boston 70
Charles Spittal	Ottawa 03
Eric Staal	Carolina 2006

Jordan Staal	Pittsburgh 2009
Ted Stackhouse	Toronto 22
Fred Stanfield	Boston 70,72
Allan Stanley	Toronto 62,63,64,67
Barney Stanley	Vancouver 15
Wally Stanowski	Toronto 42,45,47,48
Paul Stanton	Pittsburgh 91,92
Vic Stasiuk	Detroit 52,55
Pete Stelmowski	Toronto 67
Wayne Stephenson	Philadelphia 75
Kevin Stevens	Pittsburgh 91,92
Scott Stevens	New Jersey 95,2000,03
Turner Stevenson	New Jersey 2003
Gaye Stewart	Toronto 42,47
Jack Stewart	Detroit 43,50
James Stewart	Mtl. AAA 1893,94
Nels Stewart	Mtl. Maroons 26
Ron Stewart	Toronto 62,63,64
Cory Stillman	Tampa Bay 2004; Carolina 2006
Billy Strachan	Mtl. Wanderers 06,07
Billy Stuart	Toronto 22
Brad Stuart	Detroit 2008
Bruce Stuart	Mtl. Wanderers 08; Ottawa 09,10,11
Hod Stuart	Mtl. Wanderers 07
Gary Suter	Calgary 89
Brent Sutter	NY Islanders 82,83
Duane Sutter	NY Islanders 80,81,82,83
Ken Sutton	New Jersey 2000
Petr Svoboda	Montreal 86
Darryl Sydor	Dallas 99; Tampa Bay 2004
Petr Sykora	New Jersey 2000; Pittsburgh 2009

T

Peter Taglianetti	Pittsburgh 91,92
Jean-Guy Talbot	Montreal 56,57,58,59, 60,65,66
Maxime Talbot	Pittsburgh 2009
Steve Tambellini	NY Islanders 80
Alex Tanguay	Colorado 2001
Frank Tansey	Mtl. Shamrocks 1899,1900
Marc Tardif	Montreal 71,73
Billy Taylor	Toronto 42
Bobby Taylor	Philadelphia 74,75
Cyclone Taylor	Ottawa 09; Vancouver 15
Harry Taylor	Toronto 49
Tim Taylor	Detroit 97; Tampa Bay 2004
Chris Terrier	New Jersey 95,2000
Tim Thomas	Boston 2011
Paul Thompson	NY Rangers 28; Chicago 34,38
Tiny Thompson	Boston 29
Jimmy Thomson	Toronto 47,48,49,51
Shawn Thornton	Anaheim 2007; Boston 2011
Esa Tikkanen	Edmonton 85,87,88,90; NY Rangers 94
Ray Timgren	Toronto 49,51
Rick Tocchet	Pittsburgh 92
Jonathan Toews	Chicago 2010
John Tonelli	NY Islanders 80,81,82,83
Gilles Tremblay	Montreal 65,66,68,69
J.C. Tremblay	Montreal 65,66,68,69,71
Mario Tremblay	Montreal 76,77,78,79,86
Harry Trihey	Mtl. Shamrocks 1899,1900
Bryan Trottier	NY Islanders 80,81,82,83; Pittsburgh 91,92
Dave Trottier	Mtl. Maroons 35
Lou Trudel	Chicago 34,38
Roman Turek	Dallas 99
Bob Turner	Montreal 56,57,58,59,60
Oleg Tverdovsky	New Jersey 2003; Carolina 2006

V

Rogie Vachon	Montreal 68,69,71
Carol Vadnais	Montreal 68; Boston 72
Ed Van Impe	Philadelphia 74,75
Josef Vasecek	Carolina 2006
Moose Vasko	Chicago 61
Pat Verbeek	Dallas 99
Mike Vernon	Calgary 89; Detroit 97
Kris Versteeg	Chicago 2010
Georges Vezina	Montreal 16,24
Carl Voss	Chicago 38

W

Ernie Wakely	Montreal 65,68
Jack Walker	Toronto 14; Seattle 17; Victoria 25
Frank Wall	Mtl. Shamrocks 1899,1900
W. Wallace	Mtl. Victorias 1896
Niclas Wallin	Carolina 2006
Marty Walsh	Ottawa 09,10,11
Ryan Walter	Montreal 86
Mike Walton	Toronto 67; Boston 72
Rick Wamsley	Calgary 89
Toad Wand	Mtl. AAA 1894
Aaron Ward	Detroit 97,98; Carolina 2006
Cam Ward	Carolina 2006
Jimmy Ward	Mtl. Maroons 35
Eddie Wares	Detroit 43
Nick Wasnie	Montreal 30,31
Bryan Watson	Montreal 65
Harry Watson	Detroit 43; Toronto 47,48,49,51
Jimmy Watson	Philadelphia 74,75
Joe Watson	Philadelphia 74,75
Phil Watson	NY Rangers 40; Montreal 44
Doug Weight	Carolina 2006
Cooney Weiland	Boston 29,39
Jay Wells	NY Rangers 94
Cy Wentworth	Mtl. Maroons 35
Glen Wesley	Carolina 2006
Ed Westfall	Boston 70,72
Harry Westwick	Ottawa 03,04,05,06; Kenora 07
Kenny Wharram	Chicago 61
Fred Whitcroft	Kenora 07
Colin White	New Jersey 2000,03
Frank White	Ottawa 05
Ray Whitney	Carolina 2006
Art Wiebe	Chicago 38
Stanley Willett	Mtl. Victorias 1896
Jason Williams	Detroit 2002
Justin Williams	Carolina 2006
Cully Wilson	Toronto 14; Seattle 17
Johnny Wilson	Detroit 50,52,54,55
Larry Wilson	Detroit 50
Murray Wilson	Montreal 73,76,77,78
Eddie Wiseman	Boston 41
Benny Woit	Detroit 52,54,55
Craig Wolanin	Colorado 96
Burke Wood	Wpg. Victorias 01,02
F.H. Wood	Ottawa 03
Gump Worsley	Montreal 65,66,68,69
Ken Wregget	Pittsburgh 92

Y-Z

Stephane Yelle	Colorado 96,2001
Doug Young	Detroit 36,37
Scott Young	Pittsburgh 91; Colorado 96
Wendell Young	Pittsburgh 91,92
Steve Yzerman	Detroit 97,98,2002
Larry Zeidel	Detroit 52
Valeri Zelepukin	New Jersey 95
Henrik Zetterberg	Detroit 2008
Mike Zigomanis	Pittsburgh 2009
Sergei Zubov	NY Rangers 94; Dallas 99



CHAPTER 18

Final Series Scoring Register

1918 – 2011

A						
PLAYER	YRS	GP	G	A	PTS	PIM
Clarence Abel	4	16	0	1	1	22
Sid Abel	7	34	9	11	20	25
Justin Abdelkader	1	3	2	0	2	0
Keith Acton	1	5	1	0	1	0
Bill Adams	1	4	0	0	0	0
Craig Adams	2	14	0	0	0	20
Greg Adams	1	7	1	2	3	2
Jack Adams	3	14	8	2	10	26
Kevyn Adams	2	12	0	0	0	2
Stewart Adams	1	5	2	1	3	2
Dimitry Afanasev	1	7	0	0	0	4
Tommy Albelin	2	11	0	2	2	2
Andrew Alberts	1	6	0	0	0	6
Daniel Alfredsson	1	5	4	1	5	0
George Allen	2	10	4	3	7	10
Keith Allen	1	3	0	0	0	0
Ray Allison	1	1	0	0	0	2
Earl Anderson	1	2	0	0	0	0
Ernie Anderson	1	2	0	0	0	2
Glenn Anderson	7	38	16	13	29	59
Jocko Anderson	2	5	1	0	1	10
Ron Anderson	1	1	0	0	0	2
Kent-Erik Andersson	1	5	1	0	1	0
Lloyd Andrews	1	5	2	0	2	3
Dave Andreychuk	1	7	0	4	4	4
Lou Angotti	2	13	3	3	6	9
Shawn Antoski	1	7	0	1	1	8
Syl Apps	6	32	10	11	21	6
Al Arbour	7	20	0	2	2	6
Ty Arbour	2	7	1	0	1	0
Bob Armstrong	2	10	1	1	2	8
George Armstrong	6	33	9	13	22	22
Murray Armstrong	2	9	2	0	2	0
Jason Arnott	2	12	5	4	9	6
Arron Asham	1	6	1	1	2	0
Oscar Asmundson	1	4	0	1	1	2
Ossie Aubuchon	1	1	0	0	0	0
Larry Aurie	2	8	2	3	5	2
Don Awrey	2	10	0	1	1	33

B						
PLAYER	YRS	GP	G	A	PTS	PIM
Pete Babando	1	5	2	2	4	2
Dave Babych	1	7	1	0	1	2
Ralph Backstrom	8	42	11	12	23	22
Ace Bailey	1	3	1	0	1	2
Garnet Bailey	1	6	1	0	1	14
Earl Balfour	1	6	0	0	0	0
Murray Balfour	2	11	4	4	8	15
Keith Ballard	1	1	0	0	0	2
Dave Balon	3	16	2	4	6	18
Bill Barber	4	22	5	10	15	17
Bill Barilko	4	19	1	3	4	33
Doug Barkley	2	12	0	3	3	14
Norm Barnes	1	1	0	0	0	4
Stu Barnes	2	10	4	0	4	2
Fred Barrett	1	3	0	0	0	6
Marty Barry	3	11	5	3	8	8
Robin Bartel	1	4	0	0	0	12
Jim Bartlett	1	2	0	0	0	0
Oskars Bartulis	1	5	0	0	0	0
Andy Bathgate	2	13	4	5	9	16
Bates Battaglia	1	5	0	0	0	4
Bobby Bauer	3	19	5	2	7	2
Bob Baun	6	32	2	6	8	67
Paul Baxter	1	4	0	1	1	17
Francois Beauchemin	1	5	1	0	1	6
Jean Beliveau	12	64	30	32	62	78
Billy Bell	1	3	0	0	0	0
Neil Bolland	1	4	0	0	0	4
Brian Bellows	3	15	3	4	7	20
Bobby Benson	1	2	0	0	0	0
Doug Bentley	1	4	1	2	3	2
Max Bentley	3	13	4	10	14	2
Red Berenson	4	19	3	2	5	17
Perry Berezan	2	3	0	0	0	4

Todd Bergen	1	4	1	1	2	0
Marc-Andre Bergeron	1	2	0	0	0	2
Patrice Bergeron	1	7	2	3	5	14
Gary Bergman	1	6	0	1	1	4
Louis Berlinquette	*1	5	1	1	2	0
Craig Berube	1	4	0	0	0	0
Blair Betts	1	6	1	0	1	2
Jeff Beukeboom	2	11	0	2	2	25
Jiri Bicek	1	4	0	0	0	0
Kevin Bieksa	1	7	0	1	1	14
Jack Bionda	1	5	0	0	0	6
Steve Black	1	6	0	0	0	0
Tom Bladon	3	14	1	5	6	31
Andy Blair	4	12	2	0	2	6
Rob Blake	2	12	2	4	6	22
Toe Blake	3	15	4	9	13	7
Russ Blinco	1	3	1	1	2	0
Gus Bodnar	2	8	1	0	1	2
Garth Boesch	3	14	1	0	1	10
Serge Boisvert	1	2	0	0	0	0
Leo Boivin	3	17	0	2	2	19
Ivan Boldirev	1	4	2	0	2	2
Alex Bolduc	1	1	0	0	0	0
Buzz Boll	4	11	3	1	4	2
Dave Bolland	1	6	3	2	5	4
Peter Bondra	1	4	1	1	2	4
Marcel Bonin	4	21	3	6	9	22
Buddy Boone	2	11	0	1	1	14
Christian Bordeleau	1	3	0	0	0	0
J.P. Bordeleau	1	6	1	0	1	4
Mike Bossy	5	23	17	17	34	4
Helge Bostrom	3	8	1	0	1	8
Butch Bouchard	9	44	2	10	12	61
Pierre Bouchard	5	21	3	1	4	19
Billy Boucher	1	4	0	0	0	0
Bobby Boucher	3	11	6	2	8	19
Frank Boucher	7	25	11	7	18	8
Georges Boucher	*4	20	6	1	7	44
Philippe Boucher	1	1	0	0	0	0
Andre Boudrias	1	3	0	0	0	2
Leo Bourgeault	2	7	0	0	0	6
Bob Bourne	4	19	4	9	13	37
Phil Bourque	3	17	4	6	10	14
Raymond Bourque	2	10	3	5	8	12
Paul Boutilier	1	5	0	2	2	0
Ralph Bowman	2	9	1	1	2	4
Johnny Boychuk	1	7	0	3	3	6
Bill Boyd	2	6	0	0	0	2
Irvin Boyd	1	4	0	0	0	2
Dan Boyle	1	7	1	2	3	4
Nick Boynton	1	3	0	0	0	2
Steve Bozek	1	4	2	0	2	19
Connie Braden	2	5	0	1	1	0
Brian Bradley	1	1	0	0	0	0
Per-Olov Brasar	1	1	0	0	0	0
Doug Brennan	2	7	1	0	1	6
Carl Brewer	5	25	0	6	6	56
Andy Brickley	1	2	0	0	0	0
Mel Bridgman	2	10	1	5	6	57
Danny Briere	1	6	3	9	12	2
Rod Brind'Amour	3	16	7	1	8	10
Patrice Brisebois	1	5	0	0	0	8
Punch Broadbent	*4	19	9	1	10	35
Neal Broten	3	15	6	5	11	4
Troy Brouwer	1	6	2	3	5	2
Adam Brown	2	9	0	1	1	6
Connie Brown	1	3	0	2	2	0
Curtis Brown	1	6	0	1	1	2
Dave Brown	2	8	0	1	1	30
Doug Brown	3	12	3	6	9	4
Fred Brown	1	5	0	0	0	0
Gerry Brown	1	7	2	0	2	4
Jeff Brown	2	9	3	3	6	8
Rob Brown	1	3	0	0	0	2
Morley Bruce	1	5	0	0	0	0
Benoit Brunet	1	5	0	1	1	2
Eddie Bruneteau	3	12	2	1	3	0
Mud Bruneteau	6	30	8	4	12	8

Sergei Brylin	4	23	4	5	9	12
Kelly Buchberger	2	8	0	0	0	7
John Bucyk	6	29	8	6	14	14
Tony Bukovich	1	1	0	0	0	0
Pavel Bure	1	7	3	5	8	15
Marc Bureau	1	6	1	0	1	8
Adam Burish	1	3	0	0	0	2
Marty Burke	2	7	0	2	2	2
Shawn Burr	1	2	0	0	0	0
Randy Burrridge	2	10	1	3	4	4
Alex Burrows	1	7	2	1	3	28
Cummy Burton	1	1	0	0	0	0
Eddie Bush	1	6	1	5	6	16
Rod Buskas	1	3	0	1	1	0
Mike Busniuk	1	6	2	1	3	7
Walter Buswell	1	4	0	1	1	2
Garth Butcher	1	1	0	0	0	0
John Byce	1	3	1	0	1	0
Lyndon Byers	1	2	1	0	1	0
Dustin Byfuglien	1	6	3	3	6	4
Dan Bylsma	1	7	0	0	0	2

C						
PLAYER	YRS	GP	G	A	PTS	PIM
Jack Caffery	1	5	0	0	0	0
Herb Cain	4	14	0	5	5	2
Jock Callender	1	4	0	0	0	0
Pat Callighen	1	5	0	0	0	0
Billy Cameron	1	4	0	0	0	0
Craig Cameron	2	3	1	0	1	0
Harry Cameron	*2	9	3	3	6	26
Brian Campbell	1	6	1	1	2	2
Colin Campbell	1	4	0	1	1	26
Earl Campbell	1	2	0	0	0	0
Gregory Campbell	1	7	0	1	1	0
Guy Carbonneau	5	28	0	6	6	29
Daniel Carrillo	1	2	0	0	0	2
Terry Carkner	1	4	0	0	0	4
Matt Carle	1	6	1	2	3	0
Wayne Carleton	1	4	1	1	2	0
Jack Carlson	1	2	0	0	0	0
Keith Carney	1	7	0	2	2	6
Bob Carpenter	2	9	0	1	1	4
Gene Carr	1	6	0	0	0	9
Lorne Carr	2	14	3	2	5	11
Larry Carriere	1	6	0	0	0	4
Gene Carrigan	1	3	0	0	0	0
Billy Carroll	5	16	2	4	6	2
Bill Carson	2	4	1	0	1	2
Frank Carson	3	11	0	1	1	0
Gerry Carson	2	3	0	0	0	0
Jimmy Carson	1	2	0	1	1	0
Lindsay Carson	2	9	1	2	3	2
Jeff Carter	1	6	1	1	2	0
John Carter	1	5	1	0	1	19
Ryan Carter	1	1	0	0	0	0
Joe Carveth	4	25	7	4	11	6
Wayne Cashman	5	26	7	6	13	79
Murph Chamberlain	7	29	5	2	7	18
Shawn Chambers	3	16	2	4	6	8
Zdeno Chara	1	7	0	4	4	20
Rick Chartraw	4	14	2	1	3	16
Chris Chelios	4	20	3	16	19	52
Real Chevrefils	2	10	0	1	1	8
Stanislav Chistov	1	7	0	1	1	2
Tom Chorske	1	3	0	2	2	0
Marc Chouinard	1	7	1	0	1	0
Dave Christian	1	5	0	0	0	0
Steve Christoff	1	5	2	2	4	0
Jack Church	3	8	0	1	1	4
Shane Churla	1	5	0	0	0	4
Martin Cibak	1	4	0	1	1	0
Dino Ciccarelli	2	9	4	3	7	25
King Clancy	6	24	5	3	8	28
Dit Clapper	6	18	2	2	4	2
Chris Clark	1	7	1	0	1	8
Bobby Clarke	4	22	9	12	21	22
Daniel Cleary	2	13	2	0	2	8

Odie Cleghorn	3	13	2	2	4	9
Sprague Cleghorn	5	22	3	4	7	48
Bill Clement	2	8	2	0	2	4
Ben Clymer	1	4	0	0	0	0
Braydon Coburn	1	6	0	1	1	4
Paul Coffey	7	33	8	18	26	30
Erik Cole	1	5	0	0	0	10
Mac Colville	2	11	0	2	2	6
Neil Colville	2	11	3	4	7	12
Mike Comodore	2	11	0	0	0	8
Mike Comrie	1	5	0	1	1	2
Brian Conacher	1	6	1	1	2	19
Charlie Conacher	4	14	3	3	6	14
Jim Conacher	4	4	1	0	1	0
Lionel Conacher	2	7	1	0	1	10
Pat Conacher	2	7	2	0	2	2
Roy Conacher	3	10	6	4	10	6
Harry Connor	1	2	0	0	0	0
Craig Conroy	1	7	1	1	2	4
Bill Cook	4	14	3	5	8	24
Bun Cook	4	14	5	2	7	18
Leo Cook	1	5	0	0	0	6
Lloyd Cook	*5	21	5	2	7	46
Tom Cook	2	9	0	1	1	7
Matt Cooke	1	7	0	0	0	10
Joe Cooper	2	9	1	2	3	18
Bert Corbeau	*1	5	0	1	1	3
Rene Corbet	1	4	2	1	3	0
Bob Corkum	1	6	1	1	2	0
Shayne Corson	1	6	0	1	1	18
Joe Corvo	1	5	0	1	1	0
Les Costello	1	4	1	2	3	0
Murray Costello	1	2	0	0	0	0
Charlie Cotch	2	3	0	0	0	0
Ray Cote	1	4	0	0	0	0
Sylvain Cote	1	6	1	0	1	2
Baldy Cotton	3	10	1	2	3	12
Art Coulter	3	15	2	2	4	18
Yvan Cournoyer	9	50	21	19	40	18
Yves Courteau	1	1	0	0	0	0
Geoff Courtnall	2	12	4	1	5	11
Russ Courtnall	1	6	2	0	2	12
Billy Coutu	*4	17	1	1	2	14
Gerry Couture	2	10	4	2	6	0
Rosie Couture	2	9	1	2	3	4
Bruce Cowick	1	6	0	0	0	7
Bill Cowley	3	14	1	11	12	6
Murray Craven	3	18	3	4	7	10
Jack Crawford	4	17	3	3	6	6
Marc Crawford	1	3	0	0	0	0
Rusty Crawford	*1	2	0	0	0	0
Dave Creighton	2	10	1	2	3	0
Terry Crisp	6	23	1	6	7	4
Sidney Crosby	2	13	3	6	9	6
Doug Crossman	2	12	1	4	5	18
Keith Crowder	1	5	0	1	1	10
Barry Cullen	1	1	0	0	0	0
Brian Cullen	1	3	0	0	0	0
Matt Cullen	1	7	0	5	5	6
Jassen Cullimore	1	7	0	1	1	4
Floyd Curry	8	41	12	8	20	10

PLAYER	YRS	GP	G	A	PTS	PIM
Ulf Dahlen	1	6	2	2	4	0
Kjell Dahlin	1	4	1	0	1	0
Chris Dahlquist	1	6	0	1	1	4
Cully Dahlstrom	2	8	1	3	4	2
J.J. Daigneault	2	10	1	0	1	6
Bob Dailey	1	6	1	3	4	4
Vincent Damphousse	1	5	1	3	4	8
Mathieu Dandenault	1	5	0	0	0	2
Ken Daneyko	4	18	1	1	2	23
Jeff Daniels	1	5	0	0	0	0
Harold Darragh	1	3	0	0	0	0
Jack Darragh	*2	10	10	2	12	10
Pavel Datsyuk	3	14	1	5	6	6
Bob Davidson	6	33	2	7	9	31
Lorne Davis	2	12	1	0	1	8
Bob Dawes	2	5	0	0	0	4
Hap Day	4	14	1	3	4	14
Adam Deadmarsh	1	4	0	4	4	4
Lucien DeBlois	1	2	0	0	0	0
Ron Delorme	1	4	0	0	0	4
Alex Delvecchio	8	47	16	22	38	2
Ab DeMarco	2	5	1	0	1	0
Corb Denneny	3	13	6	3	9	2
Cy Denneny	5	21	7	6	13	26
Norm Dennis	1	1	0	0	0	2
Syd Desjardins	2	6	0	0	0	0
Eric Desjardins	4	15	3	3	6	108

Vic Desjardins	2	8	0	0	0	0
Boyd Devereaux	1	5	0	1	1	4
Greg De Vries	1	7	0	0	0	6
Al Dewsbury	2	6	0	3	3	8
Ernie Dickens	1	5	0	0	0	4
Gerald Diduck	1	7	0	1	1	6
Bob Dillabough	2	2	0	0	0	0
Cecil Dillon	3	12	4	3	7	8
Bill Dineen	3	19	1	0	1	6
Gord Dineen	1	3	0	0	0	24
Chris Dingman	2	14	0	3	3	34
Chuck Dinsmore	1	4	0	0	0	2
Gilbert Dionne	1	5	1	1	2	4
Joe DiPenta	1	2	0	0	0	0
Paul DiPietro	1	5	2	0	2	0
Gary Doak	4	19	1	0	1	44
Mike Donnelly	1	5	1	1	2	0
Shean Donovan	1	5	1	1	2	6
Ken Doraty	2	5	3	0	3	2
Jim Dorey	1	1	0	0	0	0
Gary Dornhoefer	3	13	2	1	3	20
Kent Douglas	1	5	0	1	1	2
Les Douglas	1	4	2	1	3	2
Peter Douris	1	1	0	0	0	0
Jim Dowd	1	1	1	1	2	2
Dallas Drake	1	6	0	0	0	6
Kris Draper	6	27	3	2	5	16
Gordie Drillon	4	20	6	3	9	6
Bruce Driver	1	4	1	2	3	0
John Druce	1	4	0	0	0	0
Chris Drury	1	7	3	1	4	0
Gilles Dube	1	2	0	0	0	0
Gaetan Duchesne	1	6	1	1	2	6
Steve Duchesne	1	5	0	1	1	8
Rick Dudley	1	4	0	1	1	9
Dick Duff	9	47	15	20	35	39
Donald Dufresne	1	1	0	0	0	0
Ron Duguay	1	5	2	0	2	4
Woody Dumart	4	19	2	6	8	4
Art Duncan	4	16	4	4	8	18
Andre Dupont	4	22	4	3	7	64
Pascal Dupuis	2	12	0	1	1	4
Red Dutton	2	2	1	1	2	17
Miroslav Dvorak	1	1	0	0	0	0
Radek Dvorak	2	8	0	2	2	4
Babe Dye	1	5	9	1	10	3
Karl Dykhuis	1	3	0	0	0	2

PLAYER	YRS	GP	G	A	PTS	PIM
Ben Eager	1	6	1	1	2	12
Mike Eagles	1	2	0	0	0	0
Mark Eaton	1	7	0	1	1	4
Mike Eaves	1	2	0	0	0	2
Patrick Eaves	1	3	0	1	1	2
Tim Ecclestone	3	12	0	2	2	18
Frank Eddolls	3	16	0	1	1	4
Darryl Edestrand	2	8	0	0	0	2
Alexander Edler	1	7	0	2	2	2
Garry Edmundson	1	4	0	1	1	2
Pat Egan	2	12	2	1	3	8
Gerry Ehman	3	15	1	4	5	8
Christian Ehrhoff	1	7	0	1	1	0
Pelle Eklund	1	7	1	7	8	0
Anders Eldebrink	1	3	0	0	0	2
Patrik Elias	3	20	5	12	17	6
Ron Ellis	1	6	1	1	2	4
Wally Elmer	1	2	0	0	0	0
Hap Emms	1	3	0	0	0	2
Brian Engblom	2	6	0	0	0	0
Aut Erickson	1	1	0	0	0	2
Jonathan Ericsson	1	7	2	1	3	4
Anders Eriksson	1	4	0	1	1	4
Thomas Eriksson	1	4	0	0	0	0
Bob Errey	3	13	3	1	4	12
Phil Esposito	5	28	7	17	24	46
Jack Evans	2	12	1	0	1	22
Stewart Evans	1	3	0	0	0	4
Bill Ezinicki	3	14	2	2	4	30

PLAYER	YRS	GP	G	A	PTS	PIM
Bill Fairbairn	1	6	0	2	2	0
Pat Falloon	1	3	0	0	0	2
Dave Farrish	1	1	0	0	0	0
Alex Faulkner	2	6	2	0	2	2
Sergei Fedorov	4	17	8	12	20	8
Ruslan Fedotenko	2	13	4	3	7	4
Andrew Ference	2	14	2	3	5	35
John Ferguson	6	33	5	6	11	69
Lorne Ferguson	1	5	0	1	1	8

Viacheslav Fetisov	3	12	0	8	8	12
Bob Fillion	3	12	2	0	2	4
Valtteri Filppula	2	13	4	2	6	2
Frank Finnigan	4	14	4	4	8	8
Jiri Fischer	1	5	0	1	1	4
Dunc Fisher	1	7	2	2	4	12
Joe Fisher	1	1	0	0	0	0
Mike Fisher	1	5	2	2	4	8
Tom Fitzgerald	1	4	1	0	1	0
Fern Flaman	3	14	0	2	2	23
Pat Flatley	1	5	1	3	4	8
Reggie Fleming	2	12	3	0	3	20
Bill Flett	1	6	0	3	3	4
Theoren Fleury	1	6	1	1	2	2
Lee Fogelin	3	9	0	1	1	8
Lee Fogolin Jr.	4	18	0	3	3	14
Rick Foley	1	4	0	1	1	4
Val Fonteyne	3	17	0	2	2	0
Adam Foote	2	11	1	4	5	20
Colin Forbes	1	3	0	0	0	0
Dave Forbes	2	10	0	1	1	2
Peter Forsberg	1	4	3	2	5	0
Ray Fortin	1	3	0	0	0	6
Nick Fotiu	1	2	0	1	1	10
Jimmy Fowler	2	8	0	2	2	0
Frank Foyston	*4	18	16	2	18	9
Ron Francis	3	15	5	7	12	6
Johan Franzen	2	12	3	4	7	12
Curt Fraser	1	4	0	3	3	28
Gord Fraser	2	8	2	1	3	20
Frank Fredrickson	3	12	4	3	7	32
Jeff Friesen	1	7	5	0	5	0
Len Frig	1	4	1	1	2	0

G						
PLAYER	YRS	GP	G	A	PTS	PIM
Bill Gadsby	3	18	1	3	4	28
Art Gagne	1	2	0	0	0	2
Simon Gagne	1	6	2	0	2	0
Dave Gagner	1	6	4	2	6	14
Johnny Gagnon	1	5	4	2	6	2
Bob Gainey	6	30	5	5	10	46
Norm Gainor	3	6	1	0	1	2
Percy Galbraith	3	8	1	0	1	4
John Gallagher	1	5	1	0	1	8
Garry Galley	1	5	0	0	0	4
Don Gallinger	2	9	1	3	4	4
Dick Gamble	2	4	0	0	0	2
Herb Gardiner	1	2	1	0	1	0
Cal Gardner	3	14	1	1	2	0
Danny Gare	1	6	2	1	3	4
Johan Garpenlov	1	4	0	1	1	2
Fern Gauthier	1	4	1	0	1	5
Aaron Gavey	1	1	0	0	0	0
Stew Gavin	1	6	0	3	3	2
George Gee	2	11	3	5	8	14
Martin Gelinas	4	24	3	2	5	31
Bernie Geoffrion	10	53	24	22	46	32
Eddie Gerard	*4	11	3	1	4	51
Ray Getliffe	2	9	2	1	3	6
Ryan Getzlaf	1	5	2	2	4	8
Gus Giesebrecht	2	6	0	1	1	0
Greg Gilbert	4	16	1	4	5	38
Rod Gilbert	1	6	4	3	7	11
Brent Gilchrist	1	2	0	0	0	4
Curt Giles	1	5	0	0	0	2
Randy Gilhen	1	5	0	0	0	12
Hal Gill	2	13	0	0	0	8
Clark Gillies	5	24	9	14	23	35
Doug Gilmour	1	6	4	3	7	6
Gaston Gingras	1	4	2	1	3	0
Brian Gionta	1	7	1	5	6	2
Claude Giroux	1	6	2	2	4	0
Tanner Glass	1	4	0	0	0	0
Fred Glover	1	2	0	0	0	0
Howie Glover	1	6	1	0	1	0
Brian Glynn	2	13	9	1	1	6
Warren Godfrey	3	12	0	1	1	10
Pete Goegan	2	11	0	0	0	16
Bob Goldham	5	30	2	5	7	30
Leroy Goldsworthy	2	5	0	0	0	0
Hank Goldup	2	9	2	1	3	0
Scott Gomez	3	20	3	5	8	4
Sergei Gonchar	3	17	1	5	6	8
Larry Goodenough	2	6	1	3	4	4
Ebbie Goodfellow	3	12	1	2	3	20
Jack Gordon	1	4	0	1	1	2
Tom Gorence	1	5	1	1	2	16
Butch Goring	5	24	9	7	16	2
Ed Gorman	1	4	0	0	0	0

Johnny Gottselig	4	15	6	5	11	6
Bob Gould	1	4	0	0	0	0
Michel Goulet	1	4	1	0	1	2
Phil Goyette	6	27	3	5	8	8
Bob Gracie	3	10	1	2	3	0
Thomas Gradin	1	4	3	2	5	2
Dirk Graham	1	4	4	0	4	0
Ted Graham	2	9	0	1	1	14
Tony Granato	1	5	1	3	4	10
Danny Grant	1	4	0	0	0	0
Leo Gravelle	1	4	2	0	2	2
Adam Graves	2	12	3	3	6	4
Alex Gray	1	5	0	0	0	0
Terry Gray	2	7	2	0	2	8
Red Green	1	1	0	0	0	0
Rick Green	2	11	2	0	2	2
Ted Green	1	4	0	0	0	0
Matt Greene	1	7	0	1	1	14
Randy Gregg	6	31	2	7	9	8
Ron Greschner	1	5	1	0	1	8
Wayne Gretzky	6	31	18	35	53	8
Si Griffis	*1	5	1	0	1	9
George Grigor	1	1	0	0	0	0
Stu Grimson	2	4	0	1	1	2
Michal Grosek	1	1	0	0	0	0
Don Grosso	3	15	7	5	12	14
Bill Guerin	2	11	0	5	5	16
Jocelyn Guevremont	1	6	0	1	1	8
Bep Guidolin	3	10	2	2	4	19
Alexei Gusarov	1	4	0	2	2	2

H

PLAYER	YRS	GP	G	A	PTS	PIM
Len Hachborn	1	1	0	0	0	0
Vic Hadfield	1	6	1	3	4	16
Matti Hagman	1	1	0	0	0	0
Bill Hajt	1	6	1	0	1	2
Harold Halderson	2	8	3	1	4	16
Adam Hall	1	6	2	0	2	2
Joe Hall	*1	5	0	0	0	6
Murray Hall	1	1	0	0	0	0
Kevin Haller	1	3	0	1	1	0
Milt Halliday	1	4	0	0	0	0
Mats Hallin	1	2	0	0	0	0
Doug Halward	1	4	0	1	1	4
Dan Hamhuis	1	1	0	0	0	0
Red Hamill	1	5	0	0	0	2
Reg Hamilton	4	17	0	1	1	6
Dave Hannan	1	3	0	0	0	0
Jannik Hansen	1	7	1	2	3	2
Mark Hardy	1	4	0	1	1	4
Glen Harmon	3	15	2	3	5	0
John Harms	1	4	3	0	3	2
Terry Harper	6	34	1	4	5	47
Billy Harris	5	26	6	5	11	18
Smokey Harris	*2	9	3	1	4	16
Ted Harris	6	33	1	7	8	64
Gizzy Hart	2	8	5	2	7	18
Scott Hartnell	1	6	5	4	9	10
Craig Hartsburg	1	5	1	4	5	2
Doug Harvey	11	54	4	31	35	60
Todd Harvey	1	3	0	0	0	0
Derian Hatcher	2	12	1	1	2	16
Niclas Havelid	1	7	0	1	1	0
Dale Hawerchuk	1	3	0	0	0	0
Greg Hawgood	2	7	2	2	4	4
Bill Hay	3	19	2	7	9	12
Jim Hay	1	5	1	0	1	0
Fern Headly	1	4	0	0	0	0
Dany Heatley	1	5	1	0	1	2
Anders Hedberg	1	5	1	2	3	2
Bret Hedican	3	19	1	5	6	26
Jerry Heffernan	1	2	0	1	1	0
Milan Hejduk	1	7	0	3	3	0
Ott Heller	4	18	2	3	5	19
Darren Helm	2	13	2	2	4	2
Harry Helman	1	2	0	0	0	0
Ales Hemsky	1	7	2	4	6	2
Murray Henderson	1	5	1	0	1	0
Paul Henderson	2	13	2	3	5	8
Jordan Hendry	1	3	0	0	0	0
Lorne Henning	1	6	1	1	2	0
Camille Henry	2	9	1	0	1	2
Jimmy Herberts	1	4	1	0	1	18
Red Heron	2	8	1	0	1	4
Bryan Hexall	1	6	4	1	5	7
Bill Hicke	2	5	0	1	1	0
Pat Hickey	1	5	1	2	3	0
Wayne Hicks	1	1	0	0	0	2
Chris Higgins	1	7	0	1	1	0
Al Hill	1	6	0	0	0	2

Mel Hill	3	16	3	4	7	8
Sean Hill	2	6	1	1	2	12
Dutch Hiller	2	11	3	3	6	0
Larry Hillman	4	22	1	1	2	6
Wayne Hillman	1	1	0	0	0	0
Dan Hinote	1	7	1	3	4	11
Lionel Hitchman	4	13	1	0	1	35
Niklas Hjalmarsson	1	6	0	3	3	0
Ivan Hlinka	1	2	0	0	0	0
Ken Hodge	3	16	6	10	16	27
Benoit Hogue	1	2	0	0	0	2
Bobby Holik	3	17	1	4	5	18
Flash Hollett	5	23	4	4	8	4
Gord Hollingworth	1	2	0	0	0	2
Paul Holmgren	1	5	4	4	8	15
Tomas Holmstrom	4	21	3	8	11	10
Albert Holway	1	2	0	0	0	0
Brian Holzinger	1	6	0	1	1	9
Shawn Horcoff	1	7	2	0	2	4
Pete Horeck	2	8	3	3	6	12
Red Horner	7	28	3	6	9	54
Nathan Horton	1	3	0	0	0	0
Tim Horton	6	33	4	16	20	38
Bronco Horvath	2	12	4	2	6	6
Ed Hospodar	1	5	0	0	0	34
Marian Hossa	3	19	4	10	14	8
Mike Hough	1	4	0	0	0	0
Rejean Houle	4	24	3	10	13	16
Phil Housley	1	4	0	0	0	2
Garry Howatt	1	6	0	1	1	21
Gordie Howe	10	55	18	32	50	94
Mark Howe	3	14	1	2	3	0
Syd Howe	6	28	8	12	20	4
Jiri Hrdina	3	8	0	0	0	0
Tony Hrkac	1	3	0	1	1	2
Charlie Huddy	7	31	1	11	12	28
Jiri Hudler	2	13	1	3	4	6
Mike Hudson	1	4	0	0	0	2
Pat Hughes	3	13	0	3	3	8
Bobby Hull	4	26	11	17	28	26
Brett Hull	4	18	7	3	10	4
Dennis Hull	3	14	6	5	11	6
Jody Hull	1	2	0	0	0	0
Dale Hunter	1	4	0	1	1	2
Dave Hunter	4	19	1	2	3	43
Mark Hunter	1	4	0	1	1	12
Tim Hunter	3	16	0	3	3	67
Kent Huskins	1	5	0	0	0	0

I-J

PLAYER	YRS	GP	G	A	PTS	PIM
Jarome Iginla	1	7	3	2	5	5
Frank Ingram	1	5	0	1	1	2
Ted Irvine	1	6	1	4	5	10
Ric Jackman	1	4	0	1	1	2
Art Jackson	4	19	4	1	5	7
Busher Jackson	7	25	7	5	12	25
Don Jackson	3	14	0	0	0	52
Harold Jackson	3	15	0	1	1	8
Jaromir Jagr	2	10	2	5	7	2
Gerry James	1	4	0	0	0	0
Craig Janney	2	10	0	2	2	0
Doug Jarrett	3	20	1	2	3	12
Doug Jarvis	4	19	0	6	6	12
Larry Jeffrey	2	12	3	3	6	8
Roger Jenkins	2	8	0	2	2	6
Bill Jennings	1	4	1	1	2	0
Grant Jennings	1	2	0	0	0	2
Calle Johansson	1	4	0	1	1	2
Allan Johnson	1	6	1	2	3	0
Ching Johnson	5	19	1	2	3	48
Jim Johnson	1	6	0	1	1	10
Norm Johnson	1	6	2	0	2	4
Terry Johnson	1	2	0	0	0	12
Tom Johnson	10	49	6	3	9	44
Virgil Johnson	2	6	0	1	1	2
Greg Johnston	2	5	1	1	2	4
Eddie Johnstone	1	5	0	0	0	2
Aurel Joliat	4	15	5	4	9	24
Stan Jonathan	2	10	0	0	0	24
Tomas Jonsson	3	11	1	2	3	18
Ed Jovanovski	1	4	0	2	2	11
Eddie Joyal	2	12	3	1	4	6
Bob Joyce	1	5	1	1	2	0
Joe Juneau	2	10	1	4	5	0
Bill Juzda	2	9	0	0	0	6

K

PLAYER	YRS	GP	G	A	PTS	PIM
Frantisek Kaberle	1	7	2	3	5	2
Tomas Kaberle	1	7	0	3	3	0
Alex Kaleta	1	7	0	3	3	0
Anders Kallur	4	18	3	4	7	8
Valeri Kamensky	1	4	1	2	3	8
Bingo Kampman	4	22	1	3	4	45
Patrick Kane	1	6	3	5	8	2
Sami Kapanen	1	5	2	0	2	0
Paul Kariya	1	7	1	3	4	2
Alexander Karpovtsev	1	2	0	0	0	0
Steve Kasper	1	5	2	0	2	2
Mike Keane	5	26	3	8	11	8
Duke Keats	1	2	0	0	0	4
Butch Keeling	4	14	4	2	6	16
Larry Keenan	3	12	2	0	2	8
Duncan Keith	1	6	1	6	7	0
Bob Kelly	3	15	3	2	5	18
Chris Kelly	2	12	1	3	4	2
Pep Kelly	5	17	2	2	4	0
Pete Kelly	2	7	1	1	2	0
Red Kelly	12	65	11	20	31	29
Bill Kendall	1	1	0	0	0	0
Ted Kennedy	5	26	12	11	23	8
Tyler Kennedy	2	13	2	1	3	2
Dave Keon	4	24	11	5	16	0
Tim Kerr	1	3	2	1	3	9
Ryan Kesler	1	7	0	1	1	35
Hec Kilrea	4	15	0	4	4	4
Ken Kilrea	1	2	0	0	0	0
Wally Kilrea	2	9	2	2	4	4
Orest Kindrachuk	3	15	2	2	4	13
Trent Klatt	1	4	0	0	0	6
Ken Klee	1	2	0	0	0	0
Lloyd Klein	1	1	0	0	0	0
Jon Klemm	2	11	2	0	2	2
Petr Klima	1	5	1	0	1	0
Joe Klukay	5	24	2	4	6	11
Gord Kluzak	1	5	0	1	1	4
Chuck Kobasew	1	7	0	0	0	16
Joe Kocur	3	14	2	1	3	6
Vladimir Konstantinov	2	8	0	0	0	10
Tomas Kopecky	1	6	1	1	2	4
Jerry Korab	3	11	2	1	3	26
Dan Kordic	1	1	0	0	0	0
John Kordic	1	5	0	0	0	15
Cliff Koroll	2	13	3	5	8	6
Alex Kovalev	1	7	4	3	7	2
Vyacheslav Kozlov	3	12	1	3	4	0
Lukas Krajcek	1	6	0	2	2	2
Igor Kravchuk	1	4	0	0	0	2
David Krejci	1	7	2	4	6	2
Jason Krog	1	7	0	0	0	2
Niklas Kronwall	2	13	1	4	5	10
Uwe Krupp	1	4	2	1	3	2
Paul Kruse	1	0	0	0	0	0
Mike Krushelnyski	4	19	4	5	9	16
Todd Krygier	1	2	0	0	0	2
Dave Kryskow	1	3	2	0	2	0
Pavel Kubina	1	6	0	0	0	12
Frantisek Kucera	1	4	0	0	0	0
Chris Kunitz	2	9	0	2	2	4
Jari Kurri	7	36	15	24	39	16
Merv Kuryluk	1	2	0	0	0	0
Gus Kyle	1	7	1	0	1	14
Nick Kypreos	1	1	0	0	0	0

L

PLAYER	YRS	GP	G	A	PTS	P
--------	-----	----	---	---	-----	---

Albert Langlois	4	18	0	2	2	22
Rod Langway	1	5	0	0	0	12
Jean Lanthier	1	2	0	0	0	4
Ian Laperriere	1	6	0	0	0	0
Jacques Laperriere	5	23	1	4	5	32
Maxime Lapierre	1	7	2	1	3	12
Guy Lapointe	5	27	3	11	14	40
Martin Lapointe	3	10	4	3	7	20
Edgar Laprade	1	7	3	3	6	2
Georges Laracque	2	5	0	0	0	17
Igor Larionov	3	13	3	3	6	12
Steve Larmer	2	11	4	1	5	4
Wildor Larochelle	2	7	0	1	1	14
Chad Larose	1	3	0	1	1	0
Claude Larose	6	27	3	6	9	21
Pierre Larouche	2	3	1	0	1	0
Reed Larson	1	2	0	0	0	2
Paul Laus	1	4	0	0	0	2
Hal Laycoe	1	5	0	1	1	10
Reggie Leach	3	16	8	5	13	0
Brett Lebeda	2	13	0	0	0	14
Stephan Lebeau	1	5	1	2	3	4
Vincent Lecavalier	1	7	0	3	3	9
Jackie Leclair	2	12	3	1	4	6
John LeClair	2	9	4	3	7	4
Mike Leclerc	1	7	0	1	1	8
Albert Leduc	2	4	1	3	4	2
Rich LeDuc	1	5	0	0	0	9
Gary Leeman	1	5	0	1	1	2
Brian Leetch	1	7	5	6	11	4
Sylvain Lefebvre	1	4	0	1	1	2
Chuck Leffley	1	6	3	3	6	2
Roger Leger	1	6	0	2	2	6
Jere Lehtinen	2	12	2	6	8	2
Ville Leino	2	10	3	8	11	0
Jacques Lemaire	8	40	19	18	37	31
Moe Lemay	1	5	1	1	2	6
Claude Lemieux	5	21	6	4	10	61
Jocelyn Lemieux	1	4	0	1	1	0
Mario Lemieux	2	9	10	9	19	6
Jordan Leopold	1	7	0	2	2	2
Pit Lepine	2	7	4	2	6	4
Curtis Leschyshyn	1	4	0	1	1	4
Art Lesieur	1	5	0	0	0	4
Bill Lesuk	1	2	0	0	0	0
Tony Leswick	4	25	5	7	12	34
Kris Letang	2	9	1	3	4	2
Alex Levinsky	3	11	1	0	1	8
Danny Lewicki	1	3	0	0	0	0
Herbie Lewis	3	13	4	3	7	6
Doug Lidster	1	7	2	0	2	10
Nicklas Lidstrom	6	30	4	10	14	8
Andreas Lilja	1	6	0	0	0	6
Trevor Linden	1	7	3	2	5	6
Lars Lindgren	1	4	1	0	1	2
Eric Lindros	1	4	1	2	3	8
Bill Lindsay	1	4	0	1	1	4
Ted Lindsay	8	44	19	15	34	48
Willy Lindstrom	3	14	5	1	6	2
Ken Linseman	4	20	4	10	14	52
Carl Liscombe	4	22	6	8	14	9
Ed Litzenberger	4	14	1	3	4	16
Lonnice Loach	1	1	0	0	0	0
Troy Loney	2	10	1	1	2	26
Stan Long	1	2	0	0	0	0
Ross Lonsberry	3	16	4	2	6	4
Hakan Loob	2	11	0	3	3	2
Jim Lorentz	2	10	1	2	3	2
Bob Lorimer	2	11	0	0	0	15
Clem Loughlin	2	8	2	0	2	12
Kevin Lowe	7	37	3	3	6	24
Ross Lowe	1	1	0	0	0	0
Dave Lowry	2	9	0	1	1	6
Don Luce	1	6	2	3	5	12
Milan Lucic	1	7	2	1	3	20
Craig Ludwig	3	17	1	1	2	32
Brad Lukowich	1	4	0	0	0	4
Dave Lumley	3	10	1	1	2	28
Jyrki Lumme	1	7	0	4	4	6
Pentti Lund	1	7	1	1	2	0
Len Lunde	1	5	1	0	1	0
Pat Lundy	1	1	0	1	1	0
Gilles Lupien	2	6	0	0	0	19
Gary Lupul	1	2	0	0	0	0
Roman Lyashenko	1	4	0	0	0	0
Toni Lydman	1	3	0	1	1	0
Vic Lynn	3	14	4	2	6	30

PLAYER	M					
	YRS	GP	G	A	PTS	PIM
Al MacAdam	1	5	1	3	4	2
Blair MacDonald	1	1	0	0	0	0
Jack MacDonald	*1	5	1	1	2	3
Kilby MacDonald	1	6	0	0	0	4
Parker MacDonald	4	24	3	1	4	14
Ran MacDonald	2	10	3	3	6	12
Hub Macey	1	3	0	0	0	0
Bruce MacGregor	5	30	6	6	12	14
Al MacInnis	2	11	5	8	13	26
Calum MacKay	4	20	3	7	10	8
Mickey MacKay	*7	25	7	6	13	24
Fleming MacKell	5	25	5	10	15	14
Bill MacKenzie	1	4	0	0	0	0
Howie Mackie	1	3	0	0	0	0
John MacLean	1	4	1	4	5	0
Rick MacLeish	3	18	6	9	15	8
Brian MacLellan	1	6	0	1	1	4
John MacMillan	2	5	0	1	1	2
Al MacNeil	1	7	0	0	0	12
Jamie Macoun	3	15	0	3	3	12
Bud MacPherson	3	11	0	1	1	8
Craig MacTavish	4	24	0	5	5	16
John Madden	4	26	2	3	5	2
Keith Magnuson	1	7	0	0	0	36
Frank Mahovlich	8	45	16	25	41	43
Pete Mahovlich	4	21	10	14	24	36
Fern Majeau	1	1	0	0	0	0
Chico Maki	4	21	3	6	9	12
Vladimir Malakhov	1	6	0	1	1	4
David Maley	1	5	1	2	3	2
Manny Malhotra	1	6	0	0	0	0
Marek Malik	1	5	0	0	0	0
Evgeni Malkin	2	13	3	8	11	35
Ryan Malone	1	6	0	1	1	8
Dan Maloney	1	2	0	0	0	4
Dave Maloney	1	5	1	2	3	10
Don Maloney	1	5	0	1	1	6
Kirk Maltby	5	26	4	2	6	18
Dave Manson	1	6	0	0	0	6
Georges Mantha	2	7	2	1	3	4
Sylvio Mantha	4	15	2	0	2	20
Milan Marcetta	1	2	0	0	0	0
Mush March	3	12	3	2	5	14
Brad Marchand	1	7	5	2	7	22
Todd Marchant	1	5	0	1	1	0
Bryan Marchment	1	4	1	0	1	2
Don Marcotte	5	25	3	2	5	16
Gus Marker	4	17	3	3	6	4
John Marks	1	6	1	1	2	2
Nevin Markwart	1	1	0	0	0	2
Mario Marois	1	5	0	0	0	4
Brad Marsh	2	12	0	3	3	45
Bert Marshall	1	6	0	2	2	8
Don Marshall	6	32	3	4	7	4
Grant Marshall	2	10	2	1	3	4
Clare Martin	1	3	0	0	0	0
Frank Martin	1	5	0	1	1	2
Pit Martin	3	19	6	4	10	18
Rick Martin	1	6	2	4	6	6
Paul Masnick	4	18	3	3	6	14
Joe Matte	1	2	1	0	1	2
Stephane Matteau	2	11	0	2	2	6
Richard Matvichuk	2	12	0	3	3	10
John Matz	1	4	0	0	0	2
Brad Maxwell	1	4	0	4	4	9
Kevin Maxwell	1	2	0	0	0	4
Brad May	1	5	0	0	0	4
Eddie Mazur	4	17	0	2	2	15
Dean McAmmond	1	3	1	0	1	0
Jud McAtee	1	7	0	0	0	0
George McAvooy	1	3	0	0	0	0
Bert McCaffrey	1	2	1	0	1	0
Doug McCaig	1	2	0	0	0	6
Tom McCarthy	2	4	0	3	3	2
Darren McCarty	5	19	1	5	6	12
Kevin McClelland	4	22	4	5	9	87
John McCormack	2	6	0	0	0	0
Bill McCreary	3	10	0	2	2	4
John McCreedy	2	11	1	2	3	6
Brad McCrimmon	2	13	2	2	4	16
Ab McDonald	7	30	6	7	13	8
Andy McDonald	1	5	5	2	7	4
Bucko McDonald	5	18	3	0	3	4
Lanny McDonald	2	8	3	1	4	8
Shawn McEachern	1	4	0	2	2	0
Mike McEwen	3	12	2	3	5	6
Jim McFadden	3	15	3	3	6	6
Don McFayden	1	4	0	1	1	2
Jack McGill	1	5	0	0	0	0

Jack McIlhargey	2	10	0	1	1	29
Jack McIntyre	1	4	1	0	1	0
Doug McKay	1	1	0	0	0	0
Murdo McKay	1	6	0	0	0	0
Randy McKay	3	11	1	1	2	2
Jay McKee	1	6	0	0	0	2
Jack McKell	2	9	0	0	0	0
Don McKenney	3	16	6	7	13	0
Jim McKenzie	2	4	0	0	0	6
John McKenzie	3	14	1	6	7	39
Jackie McLeod	1	5	0	0	0	0
Mike McMahon	1	4	1	0	1	12
Max McNab	3	10	0	0	0	4
Peter McNab	3	16	3	3	6	4
Mike McPhee	2	11	1	5	6	28
Adam McQuaid	1	7	0	0	0	14
Basil McRae	1	5	0	0	0	26
Pat McReavy	2	10	2	2	4	7
Marty McSorley	3	17	3	0	3	30
Howie Meeker	3	15	2	4	6	23
Harry Meeking	4	20	1	3	4	26
Paul Meger	4	12	1	1	2	4
Scott Mellanby	2	11	1	3	4	84
Gerry Melnyk	5	24	0	0	0	2
Larry Melnyk	1	1	0	0	0	0
Wayne Merrick	4	19	3	6	9	0
Eric Messier	1	7	0	1	1	6
Mark Messier	7	38	11	20	31	52
Andrej Meszaros	1	5	0	2	2	2
Don Metz	5	21	4	5	9	4
Nick Metz	8	32	3	7	10	17
Dave Michayluk	1	1	0	0	0	0
Nick Mickoski	1	7	0	4	4	0
Rick Middleton	3	15	1	3	4	0
Stan Mikita	5	31	10	21	31	58
Mike Milbury	2	9	0	3	3	30
Hib Mills	1	3	0	0	0	0
Corey Millen	1	5	0	0	0	2
Bill Miller	1	3	0	0	0	0
Bob Miller	1	6	0	1	1	9
Drew Miller	1	2	0	0	0	2
Earl Miller	1	2	0	0	0	0
Jay Miller	1	3	0	0	0	24
Kelly Miller	1	3	0	0	0	0
Gerry Minor	1	4	1	2	3	0
Mike Modano	3	18	3	12	15	14
Fredrick Modin	1	7	1	2	3	4
Travis Moen	1	5	3	0	3	2
Ron Moffatt	1	2	0	0	0	0
Alexander Mogilny	2	13	2	3	5	4
Doug Mohns	3	18	1	4	5	23
Lars Molin	1	4	0	4	4	0
Sergio Momesso	1	7	1	1	2	17
Armand Mondou	2	5	0	0	0	2
Pierre Mondou	3	13	1	3	4	6
Steve Montador	1	7	0	1	1	0
Dickie Moore	10	52	10	21	31	69
Ethan Moreau	1	7	1	0	1	6
Howie Morenz	4	15	10	2	12	20
Bernie Morris	*2	4	0	3	3	0
Moe Morris	1	7	1	0	1	2
John Morrison	1	2	1	0	1	0
Rod Morrison	1	1	0	0	0	0
Brenden Morrow	1	6	0	0	0	4
Ken Morrow	5	24	4	3	7	14
Gus Mortson	4	16	3	3	6	8
Ken Mosdell	6	33	6	7	13	16
Bill Mosienko	1	4	0	1	1	2
Alex Motter	3	12	1	2	3	8
Joe Motzko	1	1	0	0	0	0
Speed Moynes	1	5	0	0	0	0
Joe Mullen	3	16	10	9	19	8
Kirk Muller	2	11	3	2	5	6
Harry Mummery	*1	5	0	6	6	21
Craig Muni	3	15	0	3	3	2
Dunc Munro	2	9	1	1	2	8
Bob Murdoch	2	6	0	0	0	2
Don Murdoch	1	5	1	1	2	2
Murray Murdoch	5	19	1	3	4	12
Gord Murphy	1	4	0	0	0	0
Joe Murphy	1	5	2	2	4	4
Larry Murphy	4	18	3	15	18	8
Ron Murphy	1	6	2	1	3	0
Muzz Murray	2	10	3	0	3	8
Rem Murray	1	7	0	1	1	0
Terry Murray	1	2	0	0	0	0
Dana Murzyn	1	6	0	1	1	8

N						
PLAYER	YRS	GP	G	A	PTS	PIM
Don Nachbaur	1	1	0	0	0	0
Mark Napier	2	10	1	0	1	2
Mats Naslund	2	11	4	6	10	4
Ric Nattress	1	6	0	0	0	12
Cam Neely	2	10	2	5	7	14
Chris Neil	1	5	1	0	1	6
Jim Neilson	1	3	0	1	1	2
Sergei Nemchinov	3	20	0	3	3	4
Eric Nesterenko	4	26	1	5	6	30
Bob Nevin	2	11	4	1	5	4
Sibby Nicholls	1	5	0	0	0	0
Rob Niedermayer	3	16	2	4	6	6
Scott Niedermayer	5	29	2	12	14	20
Ville Nieminen	2	13	2	3	5	23
Joe Nieuwendyk	3	18	4	2	6	11
Frank Nighbor	*4	17	7	4	11	12
Janne Niinimaa	1	4	0	3	3	0
Andrei Nikolishin	1	4	0	2	2	2
Chris Nilan	1	3	0	0	0	49
Jim Nill	1	3	1	0	1	6
Marcus Nilson	1	7	1	1	2	2
Kent Nilsson	1	7	0	1	1	0
Ulf Nilsson	1	2	0	0	0	2
Reg Noble	3	14	2	2	4	25
Simon Nolet	1	6	0	1	1	0
Brian Noonan	2	11	0	4	4	2
Baldy Northcott	1	3	2	1	3	0
Bill Nyrop	3	10	0	3	3	8
Bob Nystrom	5	21	8	4	12	67

O						
PLAYER	YRS	GP	G	A	PTS	PIM
Adam Oates	2	11	1	5	6	4
Eddie Oatman	*2	7	1	0	1	14
Russell Oatman	3	10	0	0	0	22
Dennis O'Brien	1	5	0	0	0	6
Buddy O'Connor	4	21	6	5	11	4
Lyle Odelein	1	5	0	2	2	6
Sean O'Donnell	2	10	0	1	1	27
Gerry Odrowski	2	8	0	0	0	6
Bill O'Dwyer	1	5	0	0	0	0
Fredrik Olausson	1	5	0	2	2	2
Harry Oliver	4	10	3	3	6	6
Krzysztof Oliwa	1	5	0	0	0	2
Bert Olmstead	11	56	5	19	24	52
Jeff O'Neill	1	5	3	1	4	2
Terry O'Reilly	3	16	2	3	5	49
Victor Oreskovich	1	7	0	0	0	0
Jimmy Orlando	3	15	0	5	5	53
Brooks Orpik	2	13	0	0	0	14
Bobby Orr	3	16	8	12	20	31
Danny O'Shea	1	7	1	1	2	12
Joel Otto	3	15	3	8	11	14
George Owen	2	4	0	0	0	2
Sandis Ozolinsh	2	11	1	4	5	4

P-Q						
PLAYER	YRS	GP	G	A	PTS	PIM
John Paddock	1	2	2	0	2	0
Jim Paek	2	9	1	3	4	4
Samuel Pahlsson	2	12	2	2	4	12
Daniel Paille	1	7	1	1	2	0
Pete Palangio	1	3	0	0	0	0
Brad Palmer	1	5	1	0	1	4
Jay Pandolfo	3	20	2	4	6	0
Jim Pappin	4	26	11	8	19	24
Ryan Parent	1	1	0	0	0	0
Brad Park	3	16	7	9	16	21
Ernie Parkes	3	11	0	5	5	2
George Parsons	1	3	2	0	2	11
Joe Paterson	1	5	0	0	0	19
James Patrick	1	6	0	0	0	4
Lynn Patrick	2	11	3	1	4	2
Muzz Patrick	1	6	1	0	1	6
Colin Patterson	2	8	1	1	2	16
Marty Pavelich	7	36	4	8	12	38
Steve Payne	1	5	5	2	7	2
Michael Peca	2	13	2	1	3	4
Allen Pedersen	2	9	0	0	0	8
John Peirson	3	12	1	0	1	14
Mike Peluso	2	7	0	0	0	4
Dustin Penner	1	5	1	2	3	2
Jim Peplinski	2	9	1	5	6	47
Gilbert Perreault	1	6	1	1	2	6
Corey Perry	1	5	2	4	6	10
Stefan Persson	4	18	3	13	16	20
Jim Peters	4	22	1	3	4	8
Michel Petit	1	2	0	0	0	2

Gord Pettinger	5	21	3	3	6	2
Rich Peverley	1	7	2	2	4	6
Chris Phillips	1	5	0	0	0	4
Merlyn Phillips	2	9	3	1	4	2
Noel Picard	4	15	0	4	4	28
Alf Pike	1	6	2	0	2	4
Pierre Pilote	3	17	2	13	15	22
Gerry Pinder	1	5	0	0	0	2
Fernando Pisani	1	7	5	1	6	2
Didier Pitre	*1	5	0	3	3	0
Barclay Plager	3	9	1	2	3	6
Bill Plager	2	5	0	0	0	4
Bob Plager	3	10	0	1	1	28
Gerry Plamondon	1	1	0	0	0	0
Pierre Plante	1	5	0	0	0	0
Willi Plett	1	2	0	0	0	4
Shjon Podein	2	11	0	1	1	8
Nels Podolsky	1	3	0	0	0	0
Bud Poile	2	8	2	0	2	2
Mike Polich	2	4	0	0	0	0
Jack Portland	1	5	0	0	0	2
Denis Potvin	5	24	9	19	28	28
Dave Poulin	3	14	1	3	4	12
Jaroslav Pouzar	3	9	0	1	1	8
Darroll Powe	1	6	0	1	1	0
Babe Pratt	3	18	3	3	6	19
Nolan Pratt	1	7	0	0	0	2
Tom Preissing	1	5	0	0	0	4
Dean Prentice	1	6	1	1	2	2
Noel Price	2	3	0	1	1	2
Joe Primeau	4	14	3	6	9	4
Keith Primeau	1	3	0	0	0	8
Wayne Primeau	1	6	1	1	2	4
Chris Pronger	3	17	1	8	9	28
Andre Pronovost	6	30	2	4	6	18
Marcel Pronovost	9	51	2	8	10	30
Brian Propp	5	29	10	12	22	8
Claude Provost	10	49	5	11	16	24
Metro Prystai	3	15	4	3	7	4
Bob Pulford	6	33	8	13	21	44
Fido Purpur	2	8	0	0	0	4
Jean Pusie	1	3	0	0	0	0
Bill Quackenbush	4	20	1	3	4	4
John Quilty	1	2	0	1	1	2
Dan Quinn	1	5	1	4	5	4

R						
PLAYER	YRS	GP	G	A	PTS	PIM
Brian Rafalski	5	33	4	14	18	12
Don Raleigh	1	7	2	0	2	0
Rob Ramage	1	6	0	2	2	10
Craig Ramsay	1	6	0	2	2	0
Mike Ramsey	1	2	0	0	0	0
Ken Randall	*2	9	2	0	2	43
Erik Rasmussen	1	6	0	0	0	2
Jean Ratelle	3	16	0	5	5	0
Matt Ravlich	1	7	1	1	2	8
Rob Ray	1	1	0	0	0	0
Mason Raymond	1	6	0	0	0	2
Ken Reardon	2	9	0	0	0	20
Terry Reardon	2	9	3	1	4	4
Marc Reaume	1	4	0	0	0	0
Billy Reay	5	23	3	2	5	14
Mark Recchi	3	20	7	9	16	14
Wade Redden	1	5	1	1	2	4
Dick Redmond	1	4	0	1	1	0
Mickey Redmond	2	6	0	1	1	0
Joe Reekie	1	4	0	0	0	2
Larry Regan	4	18	3	7	10	6
Robin Regehr	1	7	0	3	3	4
Earl Reibel	3	16	3	7	10	4
Dave Reid	2	13	0	4	4	4
Gerry Reid	1	2	0	0	0	2
Leo Reise Jr.	4	17	1	0	1	14
Paul Reinhart	1	5	1	1	2	2
Steve Reinprecht	1	7	1	1	2	0
Mikael Renberg	1	4	0	1	1	0
Pascal Rheaume	1	7	1	0	1	2
Mike Ricci	1	4	1	0	1	6
Henri Richard	12	65	21	26	47	68
Maurice Richard	12	59	34	12	46	83
Brad Richards	1	7	4	5	9	2
Mike Richards	1	6	1	1	2	4
Roy Rickey	*2	7	3	2	5	0
Jim Riley	1	5	0	1	1	0
Vic Ripley	1	5	1	1	2	2
Doug Risebrough	5	22	5	5	10	35
Gus Rivers	2	7	0	0	0	0
Rene Robert	1	6	1	2	3	6
Phil Roberto	1	5	0	0	0	12
Gary Roberts	2	11	0	1	1	24

Gordie Roberts	3	15	0	1	1	33
Jimmy Roberts	9	42	3	3	6	44
Fred Robertson	1	3	0	0	0	0
Earl Robinson	1	3	2	1	3	0
Larry Robinson	7	36	5	15	20	35
Luc Robitaille	2	10	3	3	6	8
Leon Rochefort	3	16	2	2	4	12
Ernie Rodden	1	1	0	0	0	0
Jeremy Roenick	1	4	2	0	2	0
Dale Rolfe	1	6	2	0	2	10
Brian Rolston	1	2	0	1	1	0
Aaron Rome	1	3	0	0	0	19
Doc Romnes	4	18	3	8	11	4
Ed Ronan	1	5	1	1	2	6
Paul Ronty	1	2	0	0	0	2
Steve Rooney	1	1	0	0	0	0
Darcy Rota	1	4	0	0	0	19
Sam Rothschild	1	4	0	0	0	0
Tom Roulston	1	4	0	1	1	0
Bob Rouse	3	12	0	1	1	2
Bobby Rousseau	6	33	6	13	19	23
Bobby Rowe	*2	10	3	1	4	19
Andre Roy	1	5	0	0	0	21
Steve Rucchin	1	7	3	0	3	0
Reijo Ruotsalainen	2	12	0	2	2	6
Mike Rupp	1	4	1	3	4	0
Cam Russell	1	1	0	0	0	0
Phil Russell	1	6	0	1	1	16
Jarkko Ruutu	1	6	0	0	0	2
Warren Rychel	2	8	0	0	0	21
Michael Ryder	1	7	3	3	6	4

S						
PLAYER	YRS	GP	G	A	PTS	PIM
Gary Sabourin	3	12	2	0	2	6
Dollard St. Laurent	9	43	1	6	7	47
Frank St. Marseille	3	12	4	3	7	4
Martin St. Louis	1	7	4	2	6	2
Joe Sakic	2	11	5	9	14	4
Ruslan Salei	1	7	1	0	1	8
Don Saleski	3	16	1	4	5	18
Sami Salo	1	7	0	1	1	0
Phil Samis	1	3	0	1	1	2
Sergei Samsonov	1	7	1	0	1	2
Kjell Samuelsson	3	15	0	2	2	14
Mikael Samuelsson	2	13	3	2	5	2
Ulf Samuelsson	2	10	2	1	3	14
Derek Sanderson	2	10	4	3	7	34
Geoff Sanderson	1	6	1	0	1	4
Ed Sandford	1	5	2	1	3	5
Charlie Sands	1	4	0	1	1	0
Tomas Sandstrom	2	9	0	3	3	8
Oleg Saprykin	2	11	2	2	4	6
Cory Sarich	1	7	0	0	0	14
Miroslav Satan	2	12	0	1	1	4
Glen Sather	1	6	0	0	0	11
Kurt Sauer	1	7	0	0	0	2
Andre Savard	1	6	1	1	2	20
Denis Savard	1	1	0	0	0	0
Serge Savard	7	33	5	8	13	22
Peter Schaefer	1	5	0	2	2	4
Bobby Schmautz	3	16	3	2	5	29
Jackie Schmidt	1	2	0	0	0	0
Milt Schmidt	4	18	6	8	14	4
Mathieu Schneider	1	5	1	1	2	8
Ron Schock	2	8	0	0	0	2
Jim Schoenfeld	1	6	0	2	2	11
Sweeney Schriener	3	19	6	6	12	8
Christoph Schubert	1	5	0	1	1	6
Dave Schultz	3	16	4	2	6	61
Enio Scisuzzi	2	4	0	0	0	2
Rob Scuderi	2	13	0	2	2	0
Brent Seabrook	1	6	1	1	2	6
Daniel Sedin	1	7	1	3	4	24
Henrik Sedin	1	7	1	0	1	6
Earl Seibert	5	22	2	1	3	18
Rod Seiling	1	6	1	1	2	6
Tyler Seguin	1	6	0	1	1	0
Dennis Seidenberg	1	7	0	3	3	21
Teemu Selanne	1	5	0	3	3	2
Dave Semenko	3	13	2	2	4	18
Eddie Shack	4	21	1	1	2	28
Brendan Shanahan	3	15	6	2	8	6
Patrick Shee	1	6	4	2	6	5
Bobby Sheehan	1	5	0	1	1	0
Neil Sheehy	1	5	0	0	0	31
Gregg Sheppard	3	16	4	6	10	10
Johnny Sheppard	2	4	0	0	0	0
Ray Sheppard	2	7	1	1	2	0
John Sherf	1	5	0	1	1	2
Fred Shero	1	4	0	0	0	0

Jack Shewchuk	1	4	0	0	0	4
Alex Shibicky	2	10	0	2	2	2
Al Shields	1	3	0	1	1	2
Bill Shill	1	3	0	1	1	2
Jack Shill	2	8	1	2	3	8
Paul Shmyr	2	5	0	0	0	19
Eddie Shore	4	13	1	3	4	42
Gary Shuchuk	1	5	0	0	0	0
Steve Shutt	4	19	10	11	21	4
Babe Siebert	3	12	2	3	5	22
Jon Sim	2	8	1	0	1	6
Chris Simon	2	11	2	1	3	27
John Simon	1	3	0	0	0	0
Craig Simpson	2	10	7	5	12	16
Joe Simpson	1	2	0	1	1	0
Al Sims	3	11	0	0	0	4
Ilkka Sinisalo	2	10	1	0	1	2
Alf Skinner	5	18	13	3	17	50
Martin Skoula	1	7	1	2	3	6
Glen Skov	3	18	2	3	5	26
Brian Skrudland	4	21	2	4	6	62
Jiri Slegr	1	1	0	0	0	2
Blake Sloan	2	9	0	0	0	2
Tod Sloan	2	11	3	5	8	13
Ed Slowinski	1	7	0	3	3	4
Doug Smail	1	1	0	0	0	0
Richard Smehlik	1	6	0	3	3	2
Alex Smith	1	4	0	0	0	8
Bobby Smith	4	22	8	10	18	34
Clint Smith	2	10	1	4	5	2
Dallas Smith	3	16	0	4	4	24
Derrick Smith	2	12	2	4	6	10
Des Smith	1	4	0	2	2	2
Floyd Smith	3	18	6	3	9	4
Greg Smith	1	5	0	1	1	6
Hooley Smith	3	12	0	3	3	29
Jason Smith	1	7	0	0	0	6
Ken Smith	1	5	0	2	2	0
Rick Smith	3	14	2	3	5	18
Sid Smith	2	9	8	2	10	0
Stan Smith	1	1	0	0	0	0
Steve Smith	4	17	1	6	7	25
Stan Smyl	1	4	2	0	2	19
Rod Smylie	1	5	1	3	4	0
Ryan Smyth	1	7	2	0	2	6
Harold Snepsts	1	4	0	0	0	16
Ken Solheim	1	1	0	0	0	0
Art Somers	3	12	0	3	3	8
Brent Sopel	1	6	1	2	3	4
John Sorrell	3	13	4	5	9	2
Jaroslav Spacek	1	7	0	5	5	8
Bill Speer	1	1	0	0	0	0
Brian Spencer	1	6	0	1	1	4
Irv Spencer	2	8	0	0	0	0
Jason Spezza	1	5	0	2	2	4
Eric Staal	1	7	2	6	8	4
Jordan Staal	2	13	2	1	3	6
Ted Stackhouse	1	4	0	0	0	0
Steve Staios	1	7	0	2	2	8
Fred Stanfield	4	23	3	6	9	4
Allan Stanley	8	46	4	13	17	36
Barney Stanley	*1	5	2	0	2	6
Daryl Stanley	1	4	0	0	0	2
Wally Stanowski	5	29	3	7	10	2
Paul Stanton	2	10	0	1	1	28
Pat Stapleton	2	13	0	10	10	4
Wilf Starr	1	3	0	1	1	2
Vic Stasiuk	6	31	5	9	14	8
Pete Stemkowski	2	12	3	7	10	12
Kevin Stevens	2	10	6	6	12	27
Scott Stevens	4	24	1	6	7	14
Turner Stevenson	2	10	1	2	3	18
Gaye Stewart	3	12	1	2	3	6
Jack Stewart	6	29	2	7	9	34
Nels Stewart	2	9	8	1	9	24
Ron Stewart	6	28	4	9	13	8
Cory Stillman	2	13	2	6	8	11
Jarret Stoll	1	7	0	2	2	4
Martin Straka	1	4	0	1	1	0
Billy Stuart	2	9	0	2	2	6
Brad Stuart	2	13	3	4	7	4
Brent Sutter	4	17	5	7	12	16
Duane Sutter	5	24	4	9	13	86
Rich Sutter	1	3	3	0	3	4
Ron Sutter	2	12	1	6	7	12
Ken Sutton	1	2	0	0	0	9
Robert Svehla	1	4	0	0	0	2
Jaroslav Svoboda	1	5	0	0	0	8
Petr Svoboda	2	7	0	3	3	10
Bob Sweeney	2	10	0	3	3	9

Don Sweeney	1	5	0	1	1	6
Darryl Sydor	4	21	2	1	3	14
Petr Sykora	5	27	8	7	15	16

T						
PLAYER	YRS	GP	G	A	PTS	PIM
Peter Taglianetti	1	5	0	3	3	8
Jean-Guy Talbot	11	55	0	5	5	56
Maxime Talbot	2	13	5	3	8	32
Jeff Tambellini	1	4	0	0	0	2
Chris Tanev	1	3	0	0	0	0
Alex Tanguay	1	7	4	3	7	4
Marc Tardif	2	13	3	3	6	23
Dick Tarnstrom	1	5	0	2	2	6
Billy Taylor	2	9	2	8	10	2
Cyclone Taylor	*2	8	9	1	10	20
Dave Taylor	1	3	1	1	2	6
Ralph Taylor	1	1	0	0	0	0
Tim Taylor	2	9	0	1	1	4
Michael Thelven	1	4	0	0	0	6
Chris Therien	1	4	0	0	0	0
Steve Thomas	1	7	2	0	2	4
Paul Thompson	4	13	3	3	6	25
Bill Thoms	4	15	3	4	7	2
Jimmy Thomson	4	19	1	4	5	25
Scott Thornton	1	6	0	1	1	4
Shawn Thornton	2	9	0	0	0	24
Esa Tikkanen	6	31	9	6	15	54
Ray Timgren	2	9	1	3	4	21
Kimmo Timonen	1	6	1	2	3	2
Mark Tinordi	2	10	0	1	1	21
Walt Tkaczuk	2	11	1	3	4	0
Charlie Tobin	*2	10	0	0	0	0
Rick Tocchet	3	16	5	12	17	40
Jonathan Toews	1	6	0	3	3	0
Jeff Toms	1	1	0	0	0	0
John Tonelli	6	29	3	10	13	35
Tim Tookey	1	1	0	0	0	0
Jerry Toppazzini	3	16	1	2	3	8
Raffi Torres	2	14	2	5	7	10
Jacques Toupin	1	1	0	0	0	0
Bob Trapp	1	2	0	0	0	2
Gilles Tremblay	2	12	2	3	5	0
J.C. Tremblay	6	34	3	18	21	27
Mario Tremblay	4	14	5	2	7	30
Bryan Trottier	7	34	11	22	33	46
Dave Trottier	1	3	1	0	1	4
Lou Trudel	2	8	0	1	1	0
Bob Turner	6	28	1	1	2	14
Oleg Tverdokvsky	2	7	0	2	2	0

U-V						
PLAYER	YRS	GP	G	A	PTS	PIM
Norm Ullman	5	28	6	12	18	23
Carol Vadnais	4	18	1	4	5	37
Sparky Vail	1	2	0	0	0	0
Ed Van Impe	2	12	0	4	4	21
James van Riemsdyk	1	4	1	1	2	0
Vaclav Varada	1	6	0	0	0	6
Josef Vasicsek	2	8	1	0	1	6
Moose Vasko	3	19	1	2	3	18
Gary Veneruzzo	1	3	0	1	1	0
Pat Verbeek	1	6	1	0	1	4
Antoine Vermette	1	5	0	1	1	0
Mike Vernon	3	13	0	1	1	0
Kris Versteeg	1	6	2	3	5	6
Steve Vickers	1	5	1	1	2	0
Vitaly Vishnevski	1	7	0	0	0	0
Anton Volchenkov	1	5	1	1	2	6
Carl Voss	1	4	2	0	2	0

W						
PLAYER	YRS	GP	G	A	PTS	PIM
Jack Walker	*4	18	8	5	13	9
Bob Wall	1	4	0	0	0	2
Niclas Wallin	2	12	0	1	1	6
Ryan Walter	2	11	1	1	2	6
Mike Walton	2	12	3	5	8	6
Aaron Ward	3	16	2	1	3	10
Dixon Ward	1	6	1	0	1	8
Jimmy Ward	2	8	1	1	2	2
Eddie Wares	3	14	0	6	6	22
Rhett Warrenner	3	15	0	0	0	8
Nick Wasnie	2	7	2	2	4	8
Bryan Watson	1	6	0	0	0	12
Harry Watson	5	20	8	5	13	10
Jimmy Watson	4	21	0	4	4	43
Joe Watson	3	16	0	2	2	20
Phil Watson	3	15	3	5	8	18
Tim Watters	1	5	0	0	0	4
Cooney Weiland	4	13	1	2	3	2
Doug Weight	1	5	1	2	3	2
Jay Wells	1	7	0	0	0	8
John Wensink	2	9	0	0	0	28
Cy Wentworth	2	8	3	2	5	8
Glen Wesley	4	22	2	4	6	12
Ed Westfall	2	10	2	3	5	10
Tommy Westlund	1	5	0	0	0	0
Kenny Wharram	3	17	3	2	5	16
Bill White	2	13	1	5	6	12
Colin White	3	20	0	3	3	22
Bob Whitelaw	1	4	0	0	0	0
Ray Whitney	1	7	3	2	5	10
Ryan Whitney	1	6	0	0	0	4
Art Wiebe	2	8	0	1	1	6
Jim Wiemer	1	2	0	0	0	0
Neil Wilkinson	1	6	0	0	0	2
Burr Williams	1	2	0	0	0	0
Justin Williams	1	7	2	2	4	4
Tiger Williams	1	4	0	3	3	14
Behn Wilson	1	6	0	4	4	28
Cully Wilson	*2	7	1	3	4	8
Johnny Wilson	5	27	3	2	5	2
Larry Wilson	1	2	0	0	0	0
Murray Wilson	3	13	0	4	4	8
Eddie Wiseman	2	7	3	0	3	0
Benny Woit	3	18	0	1	1	10
Steve Wojciechowski	1	2	0	0	0	0
Jason Woolley	2	8	1	1	2	6

Y-Z						
PLAYER	YRS	GP	G	A	PTS	PIM
Stephane Yelle	2	14	1	1	2	8
Doug Young	2	8	1	2	3	2
Howie Young	2	8	1	1	2	18
Scott Young	2	5	2	2	4	0
Tim Young	1	2	0	3	3	0
Tom Younghans	1	3	0	0	0	4
Steve Yzerman	4	17	6	7	13	2
Richard Zednik	1	4	1	0	1	4
Larry Zeidel	1	3	0	0	0	0
Valeri Zelepukin	1	3	0	0	0	4
Henrik Zetterberg	2	13	4	8	12	9
Peter Zedel	2	12	1	2	3	6
Alexei Zhitnik	2	11	1	3	4	22
Sergei Zubov	3	18	1	8	9	2
Dainius Zubrus	1	4	0	0	0	0

*Note: Totals do not include appearances before 1918.

Final Series Goaltending Register

GOALTENDER	YRS	GP	W	L	MIN	GA	SO	AVG
Andy Aitkenhead	1	4	3	1	248	5	1	1.21
Tom Barrasso	2	10	7	2	559	23	2	2.47
Hank Bassen	2	5	1	3	274	11	0	2.41
Don Beaupre	1	3	1	2	180	13	0	4.33
Ed Belfour	3	16	6	9	1032	34	2	1.98
Clint Benedict ^{1,2}	4	25	16	9	1507	39	8	1.55
Brian Boucher	1	2	0	2	64	4	0	3.75
Johnny Bower	6	28	13	13	1638	70	2	2.56
Frank Brimsek	4	18	9	9	1132	47	1	2.49
Turk Broda	8	38	21	17	2369	85	4	2.15
Martin Brodeur	4	24	15	9	1473	47	3	1.91
Richard Brodeur	1	4	0	4	260	17	0	3.92
Jon Casey	1	6	2	3	290	21	0	4.34
Lorne Chabot	3	9	4	4	508	23	0	2.72
Gerry Cheevers	4	17	8	9	1020	51	2	3.00
King Clancy ²	1	1	0	0	2	0	0	0.00
Ty Conklin	1	1	0	1	6	2	0	20.00
Alec Connell ³	2	7	5	0	425	7	1	0.99
Roger Crozier	2	8	3	4	426	19	0	2.68
Wilf Cude	1	4	1	3	291	9	0	1.86
John Davidson	1	5	1	4	307	19	0	3.17
Denis DeJordy	1	1	0	0	20	3	0	9.00
Gerry Desjardins	1	5	1	3	260	16	0	3.69
Ken Dryden	6	32	24	8	1947	78	2	2.40
Bill Durnan	3	15	10	5	967	34	1	2.11
Ray Emery	1	5	1	4	296	16	0	3.24
Tony Esposito	2	13	5	8	796	52	1	3.92
Manny Fernandez	1	1	0	0	17	1	0	3.53
Mark Fitzpatrick	1	1	0	0	40	4	0	6.00
Marc-Andre Fleury	2	13	6	7	800	34	0	2.55
Bob Froese	1	3	0	1	115	9	0	4.70
Grant Fuhr	4	20	14	5	1176	50	1	2.55
Charlie Gardiner	2	9	5	4	670	18	1	1.61
Mathieu Garon	1	1	0	0	24	0	0	0.00
Ed Giacomin	1	3	1	2	180	11	0	3.67
J.S. Giguere	2	12	7	5	725	30	2	2.48
Gilles Gilbert	1	6	2	4	372	15	0	2.42
Paul Goodman	1	1	0	1	60	5	0	5.00
Ron Grahame	1	1	0	0	20	0	0	0.00
George Hainsworth	4	14	6	8	925	39	2	2.53
Glenn Hall	7	32	10	22	1904	87	1	2.74
Dominik Hasek	3	12	6	6	836	23	1	1.65
Brian Hayward	1	2	0	1	67	6	0	5.37
Gord Henry	1	3	1	2	163	10	0	3.68
Jim Henry	1	3	0	2	138	5	0	2.17
Ron Hextall	2	10	3	7	605	34	0	3.37
Charlie Hodge	2	4	1	3	197	10	1	3.05
Hap Holmes ^{1,4}	5	23	11	11	1416	64	2	2.71
Kelly Hrudey	1	5	1	4	316	15	0	2.85
Arturs Irbe	1	5	1	4	354	13	0	2.20
Eddie Johnston	1	3	2	1	180	6	0	2.00
Mike Karakas	2	6	2	4	369	18	0	2.93
Dave Kerr	2	11	6	5	694	20	1	1.73
Nikolai Khabibulin	1	7	4	3	455	14	1	1.85
Miikka Kiprusoff	1	7	3	4	454	13	1	1.72
Olaf Kolzig	1	4	0	4	251	13	0	3.11
Michel Larocque	1	1	0	0	20	0	0	0.00

GOALTENDER	YRS	GP	W	L	MIN	GA	SO	AVG
Hugh Lehman ¹	5	21	7	14	1265	61	2	2.89
Michael Leighton	1	6	2	2	303	20	0	3.96
Reggie Lemelin	3	4	0	2	197	13	0	3.96
Pelle Lindbergh	1	4	1	3	185	11	0	3.57
Roberto Luongo	1	7	3	4	351	20	2	2.42
Harry Lumley	4	22	7	15	1391	56	3	2.42
Jussi Markkanen	1	6	3	3	361	14	1	2.33
Frank McCool	1	7	4	3	434	9	3	1.24
Kirk McLean	1	7	3	4	437	20	0	2.75
Gerry McNeil	4	15	6	9	933	29	3	1.86
Roland Melanson	1	3	0	1	55	3	0	3.27
Gilles Meloche	1	2	0	2	120	12	0	6.00
Joe Miller	1	3	2	1	180	3	1	1.00
Andy Moog	4	15	3	10	844	46	0	3.27
Alfie Moore	1	1	1	0	60	1	0	1.00
Johnny Mowers	3	15	7	8	900	42	2	2.80
Phil Myre	1	1	0	1	60	6	0	6.00
Antti Niemi	1	6	4	2	369	20	0	3.25
Chris Osgood	4	18	11	6	1112	31	3	1.67
Bernie Parent	2	12	8	4	750	33	2	2.64
Lester Patrick	1	1	1	0	47	1	0	1.28
Pete Peeters	1	5	2	3	311	20	0	3.86
Frank Pietrangelo	1	1	1	0	40	3	0	4.50
Jacques Plante	10	41	25	14	2423	92	4	2.28
Bill Ranford	1	5	4	1	355	8	0	1.35
Chuck Rayner	1	7	3	4	459	22	0	2.88
Charlie Reid	1	2	0	2	120	9	0	4.50
Glenn Resch	1	1	0	0	20	2	0	6.00
Mike Richter	1	7	4	3	439	19	0	2.60
John Ross Roach	3	10	3	7	605	31	1	3.07
Earl Robertson	1	5	2	2	280	8	2	1.71
Al Rollins	1	3	3	0	193	5	0	1.55
Dwayne Roloson	1	1	0	0	54	4	0	4.44
Patrick Roy	5	27	18	9	1715	55	4	1.92
Terry Sawchuk	7	37	19	18	2185	95	3	2.61
Cory Schneider	1	2	0	0	66	2	0	1.82
Corey Schwab	1	1	0	0	11	0	0	0.00
Don Simmons	3	14	5	9	831	38	1	2.74
Billy Smith	5	24	17	6	1396	72	2	3.09
Gary Smith	1	1	0	0	5	0	0	0.00
Normie Smith	2	5	4	1	261	11	0	2.53
Garth Snow	1	1	0	1	58	4	0	4.11
Wayne Stephenson	1	4	0	4	240	14	0	3.50
Tim Thomas	1	7	4	3	417	8	2	1.15
Tiny Thompson	2	4	2	2	240	8	1	2.00
Rogie Vachon	2	9	6	3	548	17	1	1.86
John Vanbiesbrouck	1	4	0	4	245	11	0	2.69
Mike Vernon	4	19	9	10	1137	50	0	2.64
Georges Vezina ^{1,4}	3	13	7	5	816	39	2	2.87
Gilles Villemure	1	3	1	2	180	7	0	2.33
Ernie Wakely	1	2	0	2	96	11	0	6.87
Cam Ward	1	7	4	3	422	12	1	1.71
Hal Winkler ³	2	6	0	4	362	10	1	1.66
Gump Worsley	4	16	11	5	925	28	3	1.82

¹ Note: Totals do not include appearances before 1918.

² Clancy replaced Clint Benedict in goal while Benedict served a

two-minute penalty on March 31, 1923.

³ also recorded two ties in the 1927 Final.

⁴ also recorded a tie in the 1919 Final.

Final Series Coaching Register

COACH	YRS	CUPS	GC	W	L	PCT	COACH	YRS	CUPS	GC	W	L	PCT
Sid Abel	4	0	24	8	16	.333	Craig MacTavish	1	0	7	3	4	.429
Jack Adams	5	3	23	12	11	.522	Paul Maurice	1	0	5	1	4	.200
Al Arbour	5	4	24	17	7	.708	Ken McKenzie	1	0	2	0	2	.000
Mike Babcock	3	1	20	10	10	.500	Barry Melrose	1	0	5	1	4	.200
Toe Blake	9	8	48	34	14	.708	Mike Milbury	1	0	5	1	4	.200
Frank Boucher	1	1	6	4	2	.667	John Muckler	1	1	5	4	1	.800
Scotty Bowman	13	9	58	36	22	.621	Pete Muldoon ^{3,4}	3	1	14	7	6	.536
Pat Burns	2	1	13	6	7	.462	Bryan Murray	1	0	5	1	4	.200
Dan Bylsma	1	1	7	4	3	.571	Terry Murray	1	1	4	0	4	.000
Randy Carlyle	1	1	5	4	1	.800	Roger Neilson	1	0	4	0	4	.000
Dick Carroll	1	1	5	3	2	.600	Eddie Oatman	1	0	2	0	2	.000
Don Cherry	2	0	10	2	8	.200	Terry O'Reilly	1	0	4	0	4	.000
Dit Clapper	1	0	5	1	4	.200	Frank Patrick ⁴	2	1	8	5	3	.625
Lloyd Cook ¹	3	0	14	5	9	.357	Lester Patrick ⁴	8	3	30	12	18	.400
Marc Crawford	1	1	4	4	0	1.000	Lynn Patrick	2	0	12	4	8	.333
Terry Crisp	1	1	6	4	2	.667	Jean Perron	1	1	5	4	1	.800
Leo Dandurand	2	1	8	5	3	.625	Rudy Pilous	2	1	12	6	6	.500
Hap Day	5	5	28	20	8	.714	Joe Primeau	1	1	5	4	1	.800
Jacques Demers	1	1	5	4	1	.800	Joel Quenneville	1	1	6	4	2	.667
Cy Denny	1	1	2	2	0	1.000	Pat Quinn	2	0	13	5	8	.385
Art Duncan ¹	1	0	2	0	2	.000	Billy Reay	3	0	20	8	12	.400
Emile Francis	1	0	6	2	4	.333	Larry Robinson	2	1	13	7	6	.536
Bob Gainey	1	0	6	2	4	.333	Art Ross ²	4	1	15	4	9	.333
Eddie Gerard	2	1	9	5	4	.555	Claude Ruel	1	1	4	4	0	1.000
Dave Gill ²	1	1	4	2	0	.750	Lindy Ruff	1	0	6	2	4	.333
Ebbie Goodfellow	1	0	4	0	4	.000	Glen Sather	5	4	25	16	9	.640
Tommy Gorman	2	2	7	6	1	.857	Milt Schmidt	2	0	11	3	8	.273
Pete Green	3	3	16	11	5	.688	Fred Shero	4	2	21	9	12	.429
Bep Guidolin	1	0	6	2	4	.333	Harry Sinden	1	1	4	4	0	1.000
Cecil Hart	2	2	7	5	2	.714	Jimmy Skinner	2	1	12	5	7	.417
Bob Hartley	1	1	7	4	3	.571	Floyd Smith	1	0	6	2	4	.333
Ken Hitchcock	2	1	12	6	6	.500	Glen Sonmor	1	0	5	1	4	.200
Punch Imlach	6	4	33	17	16	.515	Bill Stewart	1	1	4	3	1	.750
Dick Irvin	16	4	77	32	45	.416	Darryl Sutter	1	0	7	3	4	.429
Tommy Ivan	5	3	26	12	14	.462	Michel Therrien	1	0	6	2	4	.333
Bob Johnson	2	1	11	5	6	.455	Paul Thompson	1	0	4	0	4	.000
Tom Johnson	1	1	6	4	2	.667	John Tortorella	1	1	7	4	3	.571
Claude Julien	1	1	7	4	3	.571	Alain Vigneault	1	0	7	3	4	.429
Mike Keenan	4	1	23	8	15	.348	Cooney Weiland	1	1	4	4	0	1.000
Newsy Lalonde ^{3,4}	2	1	10	5	4	.550	Ron Wilson	1	0	4	0	4	.000
Peter Laviolette	2	1	13	6	7	.462							
Jacques Lemaire	1	1	4	4	0	1.000							
Herbie Lewis	1	0	4	1	3	.250							
Doug MacLean	1	0	4	0	4	.000							
Al MacNeil	1	1	7	4	3	.571							

¹ served as player/coach under manager Frank Patrick.

² also recorded two ties in the 1927 Final.


³ also recorded a tie in the 1919 Final.

⁴ also includes totals prior to 1918 (Newsy Lalonde

3-2 in 1916, Pete Muldoon 3-1 in 1917, Frank Patrick 3-0 in 1915, Lester Patrick 0-3 in 1914).



The Stanley Cup as it appeared in 1893, above, and 1932, below..



CHAPTER 19

The Post-War Dynasties

Eight Benchmark Championship Teams

THE MODERN ECONOMICS OF SPORTS have made it almost impossible to keep a championship team together year after year. For example, eight different teams won the Stanley Cup between 1990 and 1999 for a diversity of titlists not seen since the first decade after the NHL assumed control of the trophy in 1926–27. The Edmonton Oilers' Stanley Cup triumph of 1990 may well have marked the end of an era of hockey dynasties dating back to the days after World War II.

The dynasty teams of the Post-War era also include legendary clubs like the Detroit Red Wings of the early 1950s, two different Toronto Maple Leafs teams, three different Montreal Canadiens teams, and the New York Islanders of the early 1980s.

Although the definition of a sports “dynasty” can be debated, the following criteria have been used here:

- Three-or-more consecutive Stanley Cup wins
- Five or six consecutive playoff appearances including four Stanley Cup wins
- Seven consecutive playoff appearances including five Stanley Cup wins

Eight teams fit this definition of a dynasty:

- 1) Toronto Maple Leafs 1947-1951
- 2) Detroit Red Wings 1950-1955
- 3) Montreal Canadiens 1956-1960
- 4) Toronto Maple Leafs 1962-1964
- 5) Montreal Canadiens 1965-1969
- 6) Montreal Canadiens 1976-1979
- 7) New York Islanders 1980-1983
- 8) Edmonton Oilers 1984-1990



Post-War NHL Dynasty Teams

STANDINGS

Toronto Maple Leafs 1947-1951

Regular Season					Playoffs				
GP	W	L	T	PCT	GP	W	L	PCT	
*1946-47	60	31	19	10	.600	11	8	3	.727
*1947-48	60	32	15	13	.642	9	8	1	.889
*1948-49	60	22	25	13	.475	9	8	1	.889
1949-50	70	31	27	12	.529	7	3	4	.429
*1950-51	70	41	16	13	.679	*11	8	2	.733
320 157 102 61.586					47 35 11	.755			

* Suspended game vs. Boston counted as a tie

PLAYERS ON ALL STANLEY CUP TEAMS

Bill Barilko, Turk Broda, Ted Kennedy, Joe Klukay, Howie Meeker, Gus Mortson, Jimmy Thomson, Harry Watson

ALL-STAR SELECTIONS

Turk Broda G 1st (1948)
Gus Mortson D 1st (1950)
Ted Kennedy C 2nd (1950, 1951)
Jimmy Thomson D 2nd (1951)
Sid Smith LW 2nd (1951)

INDIVIDUAL TROPHIES

Howie Meeker, Calder, 1947
Turk Broda, Vezina, 1948
Al Rollins, Vezina, 1951

Detroit Red Wings 1950-1955

Regular Season					Playoffs				
GP	W	L	T	PCT	GP	W	L	PCT	
*1949-50	70	37	19	14	.629	14	8	6	.571
1950-51	70	44	13	13	.721	6	2	4	.333
*1951-52	70	44	14	12	.714	8	8	0	1.000
1952-53	70	36	16	18	.643	6	2	4	.333
*1953-54	70	37	19	14	.629	12	8	4	.667
*1954-55	70	42	17	11	.679	11	8	3	.727
420 240 98 82.659					57 36 21	.632			

Gordie Howe, Red Kelly, Ted Lindsay, Marty Pavelich, Marcel Pronovost, Johnny Wilson

Sid Abel C 1st (1950); 2nd (1951)
Ted Lindsay LW 1st (1950, 1951, 1952, 1953, 1954)
Leo Reise Jr. D 2nd (1950, 1951)
Red Kelly D 1st (1951, 1952, 1953, 1954, 1955); 2nd (1950)
Gordie Howe RW 1st (1951, 1952, 1953, 1954); 2nd (1950)
Terry Sawchuk G 1st (1951, 1952, 1953); 2nd (1954, 1955)
Alex Delvecchio C 2nd (1953)
Bob Goldham D 2nd (1955)

Ted Lindsay, Art Ross, 1950
Gordie Howe, Art Ross, 1951, 1952, 1953, 1954; Hart, 1952, 1953
Red Kelly, Norris, 1954;
Lady Byng, 1951, 1953, 1954
Terry Sawchuk, Calder, 1951;
Vezina, 1952, 1953, 1955

Montreal Canadiens 1956-1960

Regular Season					Playoffs				
GP	W	L	T	PCT	GP	W	L	PCT	
*1955-56	70	45	15	10	.714	10	8	2	.800
*1956-57	70	35	23	12	.586	10	8	2	.800
*1957-58	70	43	17	10	.686	10	8	2	.800
*1958-59	70	39	18	13	.650	11	8	3	.727
*1959-60	70	40	18	12	.657	8	8	0	1.000
350 202 91 57.659					49 40 9	.816			

Jean Beliveau, Bernie Geoffrion, Doug Harvey, Tom Johnson, Don Marshall, Dickie Moore, Jacques Plante, Claude Provost, Henri Richard, Maurice Richard, Jean-Guy Talbot, Bob Turner


Jacques Plante G 1st (1956, 1959); 2nd (1957, 1958, 1960)
Doug Harvey D 1st (1956, 1957, 1958, 1960); 2nd (1959)
Jean Beliveau C 1st (1956, 1957, 1959, 1960); 2nd (1958)
Maurice Richard RW 1st (1956); 2nd (1957)
Tom Johnson D 1st (1959); 2nd (1956)
Bert Olmstead LW 2nd (1956)
Dickie Moore LW 1st (1958, 1959)
Henri Richard C 1st (1958); 2nd (1959)
Bernie Geoffrion RW 2nd (1960)

Jean Beliveau, Art Ross, 1956;
Hart, 1956
Doug Harvey, Norris, 1956, 1957, 1958, 1960
Jacques Plante, Vezina, 1956, 1957, 1958, 1959, 1960
Dickie Moore, Art Ross, 1958, 1959
Tom Johnson, Norris, 1959
Ralph Backstrom, Calder, 1959


* Stanley Cup winner

Each NHL Dynasty team was built around a core of superstars, including


- 1) Syl Apps, Toronto Maple Leafs, (1947-1951)
- 2) Gordie Howe, Detroit Red Wings (1950-1955)
- 3) Maurice Richard, Montreal Canadiens (1956-1960)
- 4) Tim Horton, Toronto Maple Leafs (1962-1964)
- 5) Jean Beliveau, Montreal Canadiens (1965-1969)
- 6) Guy Lafleur, Montreal Canadiens (1976-1979)
- 7) Denis Potvin, New York Islanders (1980-1983)
- 8) Mark Messier, Edmonton Oilers (1984-1990)




1) Syl Apps, Toronto Maple Leafs, (1947-1951)




2) Gordie Howe, Detroit Red Wings (1950-1955)




3) Maurice Richard, Montreal Canadiens (1956-1960)




4) Tim Horton, Toronto Maple Leafs (1962-1964)




5) Jean Beliveau, Montreal Canadiens (1965-1969)



6) Guy Lafleur, Montreal Canadiens (1976-1979)



7) Denis Potvin, New York Islanders (1980-1983)



8) Mark Messier, Edmonton Oilers (1984-1990)

Post-War NHL Dynasty Teams

continued

STANDINGS

Toronto Maple Leafs 1962-1964

Regular Season					Playoffs				
GP	W	L	T	PCT	GP	W	L	PCT	
*1961-62	70	37	22	11	.607	12	8	4	.667
*1962-63	70	35	23	12	.586	10	8	2	.800
*1963-64	70	33	25	12	.557	14	8	6	.571
	210	105	70	35.583	36	24	12	.667	

Montreal Canadiens 1965-1969

Regular Season					Playoffs				
GP	W	L	T	PCT	GP	W	L	PCT	
*1964-65	70	36	23	11	.593	13	8	5	.615
*1965-66	70	41	21	8	.643	10	8	2	.800
1966-67	70	32	25	13	.550	10	6	4	.600
*1967-68	74	42	22	10	.635	13	12	1	.923
*1968-69	76	46	19	11	.678	14	12	2	.857
	360	197	110	53.621	60	46	14	.767	

Montreal Canadiens 1976-1979

Regular Season					Playoffs				
GP	W	L	T	PCT	GP	W	L	PCT	
*1975-76	80	58	11	11	.794	13	12	1	.923
*1976-77	80	60	8	12	.825	14	12	2	.857
*1977-78	80	59	10	11	.806	15	12	3	.800
*1978-79	80	52	17	11	.719	16	12	4	.750
	320	229	46	45.786	58	48	10	.828	

New York Islanders 1980-1983

Regular Season					Playoffs				
GP	W	L	T	PCT	GP	W	L	PCT	
*1979-80	80	39	28	13	.569	21	15	6	.714
*1980-81	80	48	18	14	.688	18	15	3	.833
*1981-82	80	54	16	10	.738	19	15	4	.789
*1982-83	80	42	26	12	.600	20	15	5	.750
	320	183	88	49.648	78	60	18	.769	

Edmonton Oilers 1984-1990

Regular Season					Playoffs				
GP	W	L	T	PCT	GP	W	L	PCT	
*1983-84	80	57	18	5	.744	19	15	4	.789
*1984-85	80	49	20	11	.681	18	15	3	.833
1985-86	80	56	17	7	.744	10	6	4	.600
*1986-87	80	50	24	6	.663	21	16	5	.762
*1987-88	80	44	25	11	.619	18	16	2	.889
1988-89	80	38	34	8	.525	7	3	4	.429
*1989-90	80	38	28	14	.563	22	16	6	.727
	560	332	166	62.648	115	87	28	.757	

PLAYERS ON ALL STANLEY CUP TEAMS

George Armstrong, Bob Baun, Johnny Bower, Carl Brewer, Billy Harris, Larry Hillman, Tim Horton, Red Kelly, Dave Keon, Frank Mahovlich, Bob Pulford, Eddie Shack, Don Simmons, Allan Stanley, Ron Stewart

Ralph Backstrom, Jean Beliveau, Yvan Courmoyer, Dick Duff, John Ferguson, Terry Harper, Ted Harris, Jacques Laperriere, Claude Provost, Henri Richard, Bobby Rousseau, J.C. Tremblay, Gump Worsley

Rick Chartraw, Yvan Courmoyer, Ken Dryden, Bob Gainey, Doug Jarvis, Guy Lafleur, Yvon Lambert, Guy Lapointe, Michel Larocque, Jacques Lemaire, Doug Risebrough, Larry Robinson, Serge Savard, Steve Shutt, Mario Tremblay

Mike Bossy, Bob Bourne, Clark Gillies, Butch Goring, Anders Kallur, Gord Lane, Dave Langevin, Wayne Merrick, Ken Morrow, Bob Nystrom, Stefan Persson, Denis Potvin, Billy Smith, Duane Sutter, John Tonelli, Bryan Trottier

Glenn Anderson, Grant Fuhr, Randy Gregg, Charlie Huddy, Jari Kurri, Kevin Lowe, Mark Messier

ALL-STAR SELECTIONS

Carl Brewer D 1st (1963); 2nd (1962)
Frank Mahovlich LW 1st (1963); 2nd (1962, 1964)
Dave Keon C 2nd (1962)
Tim Horton D 1st (1964); 2nd (1963)

Jacques Laperriere D 1st (1965, 1966)
Claude Provost RW 1st (1965)
Charlie Hodge G 2nd (1965)
Gump Worsley G 1st (1968); 2nd (1966)
Jean Beliveau C 2nd (1966, 1969)
Bobby Rousseau RW 2nd (1966)
J.C. Tremblay D 2nd (1968)
Ted Harris D 2nd (1969)
Yvan Courmoyer RW 2nd (1969)

Ken Dryden G 1st (1976, 1977, 1978, 1979)
Guy Lafleur RW 1st (1976, 1977, 1978, 1979)
Guy Lapointe D 2nd (1976, 1977)
Larry Robinson D 1st (1977, 1979); 2nd (1978)
Steve Shutt LW 1st (1977); 2nd (1978)
Serge Savard D 2nd (1979)

Denis Potvin D 1st (1981)
Mike Bossy RW 1st (1981, 1982, 1983)
Billy Smith G 1st (1982)
Bryan Trottier C 2nd (1982)
John Tonelli LW 2nd (1982)
Roland Melanson G 2nd (1983)

Wayne Gretzky C 1st (1984, 1985, 1986, 1987); 2nd (1988)
Paul Coffey D 1st (1985, 1986); 2nd (1984)
Jari Kurri RW 1st (1985, 1987); 2nd (1984, 1986, 1989)
Mark Messier C 1st (1990);
LW 2nd (1984)
Grant Fuhr G 1st (1988)

INDIVIDUAL TROPHIES

Dave Keon, Lady Byng, 1962, 1963
Kent Douglas, Calder, 1963

Jean Beliveau, Conn Smythe, 1965
Jacques Laperriere, Norris, 1966
Gump Worsley, Vezina, 1966, 1968
Charlie Hodge, Vezina, 1966
Rogie Vachon, Vezina, 1968
Claude Provost, Masterton, 1968
Serge Savard, Conn Smythe, 1969

Guy Lafleur, Art Ross, 1976, 1977, 1978; Hart, 1977, 1978; Conn Smythe, 1977; Pearson, 1976, 1977, 1978
Ken Dryden, Vezina 1976, 1977, 1978, 1979
Michel Larocque, Vezina, 1977, 1978, 1979
Larry Robinson, Norris, 1977; Conn Smythe, 1978
Bob Gainey, Selke, 1978, 1979; Conn Smythe, 1979
Serge Savard, Masterton, 1979

Bryan Trottier, Conn Smythe, 1980
Butch Goring, Conn Smythe, 1981
Billy Smith, Vezina, 1982; Jennings, 1983; Conn Smythe, 1983
Mike Bossy, Conn Smythe, 1982; Lady Byng, 1983
Roland Melanson, Jennings, 1983

Wayne Gretzky, Art Ross, 1984, 1985, 1986, 1987; Hart, 1984, 1985, 1986, 1987; Conn Smythe, 1985, 1988; Pearson, 1984, 1985, 1987
Mark Messier, Conn Smythe, 1984; Hart, 1990; Pearson, 1990
Jari Kurri, Lady Byng, 1985
Paul Coffey, Norris, 1985, 1986
Grant Fuhr, Vezina, 1988
Bill Ranford, Conn Smythe, 1990

* Stanley Cup winner

CHAPTER 20

Final Series Game Summaries

2011 – 1993

2011

VANCOUVER CANUCKS - BOSTON BRUINS

Game #1 - June 1, 2011 - Rogers Arena - Vancouver 1, Boston 0

BOSTON: Patrice Bergeron, Johnny Boychuk, Gregory Campbell, Zdeno Chara, Andrew Ference, Nathan Horton, Tomas Kaberle, Chris Kelly, David Krejci, Milan Lucic, Brad Marchand, Adam McQuaid, Daniel Paille, Rich Peverley, Tuukka Rask, Mark Recchi, Michael Ryder, Tyler Seguin, Dennis Seidenberg, Tim Thomas

VANCOUVER: Kevin Bieksa, Alex Bolduc, Alex Burrows, Alexander Edler, Christian Ehrhoff, Dan Hamhuis, Jannik Hansen, Chris Higgins, Ryan Kesler, Maxim Lapierre, Roberto Luongo, Victor Oreskovich, Mason Raymond, Aaron Rome, Sami Salo, Cory Schneider, Daniel Sedin, Henrik Sedin, Jeff Tambellini, Raffi Torres

First Period

No scoring.

Penalties: D. Sedin (Van) (high-sticking double minor) 4:03, Kelly (Bos) (high-sticking) 8:47, Burrows (Van) (holding) 10:18, Marchand (Bos) (holding the stick) 13:25, Bergeron (Bos) (roughing), Burrows served by Torres (Van) (roughing), Burrows (Van) (roughing), 20:00.

Second Period

No scoring.

Penalties: Bieksa (Van) (high-sticking) 0:28, Krejci (Bos) (cross-checking) 4:00, Seidenberg (Bos) (kneeing) 9:28, Peverley (Bos) (hooking) 9:54, Burrows (Van) (tripping) 10:02, Bergeron (Bos) (tripping) 17:50.

Third Period

1. Vancouver TORRES (HANSEN, KESLER) 19:41 (GWG)

Penalties: none.

Goalies: Thomas (Bos), Luongo (Van)

Shots:	Bos	17	-	9	-	10	36
	Van	12	-	8	-	14	34

Referees: Stephen Walkom, Dan O'Rourke

Linesmen: Pierre Racicot, Steve Miller

Game #2 - June 4, 2011 - Rogers Arena - Vancouver 3, Boston 2

BOSTON: Patrice Bergeron, Johnny Boychuk, Gregory Campbell, Zdeno Chara, Andrew Ference, Nathan Horton, Tomas Kaberle, Chris Kelly, David Krejci, Milan Lucic, Brad Marchand, Adam McQuaid, Daniel Paille, Rich Peverley, Tuukka Rask, Mark Recchi, Michael Ryder, Tyler Seguin, Dennis Seidenberg, Tim Thomas

VANCOUVER: Andrew Alberts, Kevin Bieksa, Alex Burrows, Alexander Edler, Christian Ehrhoff, Jannik Hansen, Chris Higgins, Ryan Kesler, Maxim Lapierre, Roberto Luongo, Manny Malhotra, Victor Oreskovich, Mason Raymond, Aaron Rome, Sami Salo, Cory Schneider, Daniel Sedin, Henrik Sedin, Jeff Tambellini, Raffi Torres

First Period

1. Vancouver BURROWS (HIGGINS, SALO) 12:12 (PPG)

Penalties: Chara (Bos) (interference) 10:24.

Second Period

2. Boston LUCIC (BOYCHUK, KREJCI) 9:00

3. Boston RECCHI (CHARA, BERGERON) 11:35 (PPG)

Penalties: Bieksa (Van) (delay of game – puck over glass) 1:03, Rome (Van) (holding) 10:26, Rome (Van) (interference) 18:59.

Third Period

4. Vancouver D. SEDIN (BURROWS, EDLER) 9:37

Penalties: Seidenberg (Bos) (tripping) 0:52.

Overtime Period

5. Vancouver BURROWS (D. SEDIN, EDLER) 0:11 (GWG)

Penalties: none.

Goalies: Thomas (Bos), Luongo (Van)

Shots:	Bos	11	-	14	-	5	-	0	30
	Van	11	-	10	-	11	-	1	33

Referees: Dan O'Halloran, Kelly Sutherland

Linesmen: Jay Sharrers, Jean Morin

Game #3 - June 6, 2011 - TD Garden - Boston 8, Vancouver 2

VANCOUVER: Andrew Alberts, Kevin Bieksa, Alex Burrows, Alexander Edler, Christian Ehrhoff, Jannik Hansen, Chris Higgins, Ryan Kesler, Maxim Lapierre, Roberto Luongo, Manny Malhotra, Victor Oreskovich, Mason Raymond, Aaron Rome, Sami Salo, Cory Schneider, Daniel Sedin, Henrik Sedin, Jeff Tambellini, Raffi Torres

BOSTON: Patrice Bergeron, Johnny Boychuk, Gregory Campbell, Zdeno Chara, Andrew Ference, Nathan Horton, Tomas Kaberle, Chris Kelly, David Krejci, Milan Lucic, Brad Marchand, Adam McQuaid, Daniel Paille, Rich Peverley, Tuukka Rask, Mark Recchi, Michael Ryder, Dennis Seidenberg, Tim Thomas, Shawn Thornton

First Period

No scoring.

Penalties: Rome served by Torres (Van) (interference major), Rome (Van) (game misconduct) 5:07, McQuaid (Bos) (delay of game – puck over glass) 11:41.

Second Period

1.	Boston	FERENCE (PEVERLEY, KREJCI)	0:11	
2.	Boston	RECCHI (RYDER, FERENCE)	4:22	(GWG, PPG)
3.	Boston	MARCHAND	11:30	(SHG)
4.	Boston	KREJCI (RYDER, CHARA)	15:47	

Penalties: Tambellini (Van) (hooking) 2:42, Ference (Bos) (tripping) 6:22, Lucic (Bos) (slashing) 10:30, Boychuk (Bos) (high-sticking double minor) 17:36.

Third Period

5.	Boston	PAILLE (BOYCHUK)	11:38	(SHG)
6.	Vancouver	HANSEN (TORRES, LAPIERRE)	13:53	
7.	Boston	RECCHI (MARCHAND, BERGERON)	17:39	
8.	Boston	KELLY (PAILLE, CHARA)	18:06	
9.	Boston	RYDER (KABERLE)	19:29	(PPG)

Penalties: Ryder (Bos) (roughing) 2:50, Chara (Bos) (unsportsmanlike conduct), Burrows (Van) (unsportsmanlike conduct) 3:33, Ference (Bos) (misconduct), D. Sedin (Van) (misconduct) 6:59, Thornton served by Ryder (Bos) (roughing), Thornton (Bos) (misconduct) 7:58, Kesler (Van) (boarding) 9:11, Burrows (Van) (slashing), Burrows (Van) (misconduct), Kesler (Van) (fighting), Kesler (Van) (misconduct), Lucic served by Ryder (Bos) (slashing), Lucic (Bos) (roughing), Lucic (Bos) (misconduct), Seidenberg (Bos) (fighting), Seidenberg (Bos) (misconduct) 11:16, Ference (Bos) (misconduct), Bieksa (Van) (misconduct) 17:51, Torres (Van) (charging) 18:53.

Goalies: Luongo (Van), Thomas (Bos)

Shots:	Van	12	-	16	-	13	41
	Bos	7	-	14	-	17	38

Referees: Stephen Walkom, Dan O'Rourke

Linesmen: Pierre Racicot, Steve Miller

Game #4 - June 8, 2011 - TD Garden - Boston 4, Vancouver 0

VANCOUVER: Andrew Alberts, Keith Ballard, Kevin Bieksa, Alex Burrows, Alexander Edler, Christian Ehrhoff, Tanner Glass, Jannik Hansen, Chris Higgins, Ryan Kesler, Maxim Lapierre, Roberto Luongo, Manny Malhotra, Victor Oreskovich, Mason Raymond, Sami Salo, Cory Schneider, Daniel Sedin, Henrik Sedin, Raffi Torres

BOSTON: Patrice Bergeron, Johnny Boychuk, Gregory Campbell, Zdeno Chara, Andrew Ference, Tomas Kaberle, Chris Kelly, David Krejci, Milan Lucic, Brad Marchand, Adam McQuaid, Daniel Paille, Rich Peverley, Tuukka Rask, Mark Recchi, Michael Ryder, Tyler Seguin, Dennis Seidenberg, Tim Thomas, Shawn Thornton

First Period

1. Boston PEVERLEY (KREJCI, CHARA) 11:59 (GWG)

Penalties: Ryder (Bos) (tripping) 6:58, Marchand (Bos) (cross-checking) 16:10.

Second Period

2. Boston RYDER (SEGUIN, KELLY) 11:11

3. Boston MARCHAND (BERGERON) 13:29

Penalties: Raymond (Van) (high-sticking) 7:41, Alberts (Van) (slashing), Peverley (Bos) (cross-checking) 12:05, Boychuk (Bos) (delay of game – puck over glass) 18:49.

Third Period

4. Boston RICH PEVERLEY (M. LUCIC, D. KREJCI) 3:39

Penalties: H. Sedin (Van) (slashing) 0:52, Recchi (Bos) (high-sticking) 9:14, Kesler (Van) (slashing) 10:25, Lapierre (Van) (slashing) 14:35, Marchand served by Seguin (Bos) (roughing), Ballard (Van) (roughing), Marchand (Bos) (holding), Marchand served by Seguin (Bos) (tripping), McQuaid (Bos) (misconduct) 17:33, Burrows (Van) (cross-checking), Kesler (Van) (roughing), Kesler (Van) (misconduct), Chara (Bos) (roughing), Chara (Bos) (misconduct), Thomas served by Thornton (Bos) (slashing) 18:09.

Goalies: Luongo, Schneider (Van), Thomas (Bos)

Shots:	Van	12	-	13	-	13	38
	Bos	6	-	12	-	11	29

Referees: Dan O'Halloran, Kelly Sutherland

Linesmen: Jay Sharrers, Jean Morin

Game #5 - June 10, 2011 - Rogers Arena - Vancouver 1, Boston 0

BOSTON: Patrice Bergeron, Johnny Boychuk, Gregory Campbell, Zdeno Chara, Andrew Ference, Tomas Kaberle, Chris Kelly, David Krejci, Milan Lucic, Brad Marchand, Adam McQuaid, Daniel Paille, Rich Peverley, Tuukka Rask, Mark Recchi, Michael Ryder, Tyler Seguin, Dennis Seidenberg, Tim Thomas, Shawn Thornton

VANCOUVER: Andrew Alberts, Kevin Bieksa, Alex Burrows, Alexander Edler, Christian Ehrhoff, Tanner Glass, Jannik Hansen, Chris Higgins, Ryan Kesler, Maxim Lapierre, Roberto Luongo, Manny Malhotra, Victor Oreskovich, Mason Raymond, Sami Salo, Cory Schneider, Daniel Sedin, Henrik Sedin, Chris Tanev, Raffi Torres

First Period

No scoring.

Penalties: Torres (Van) (tripping) 1:39, H. Sedin (Van) (interference) 6:54, Alberts (Van) (roughing) 14:13, Lucic (Bos) (tripping), Burrows (Van) (unsportsmanlike conduct) 19:27.

Second Period

No scoring.

Penalties: Kesler (Van) (goaltender interference) 4:18, McQuaid (Bos) (holding) 7:22, Bergeron (Bos) (holding) 15:56.

Third Period

1. Vancouver LAPIERRE (BIEKSA, TORRES) 4:35 (GWG)

Penalties: Peverley (Bos) (tripping) 12:09.

Goalies: Thomas (Bos), Luongo (Van)

Shots:	Bos	12	-	9	-	10	31
	Van	6	-	12	-	7	25

Referees: Stephen Walkom, Dan O'Rourke

Linesmen: Pierre Racicot, Steve Miller

Game #6 - June 13, 2011 - TD Garden - Boston 5, Vancouver 2

VANCOUVER: Andrew Alberts, Kevin Bieksa, Alex Burrows, Alexander Edler, Christian Ehrhoff, Tanner Glass, Jannik Hansen, Chris Higgins, Ryan Kesler, Maxim Lapierre, Roberto Luongo, Manny Malhotra, Victor Oreskovich, Mason Raymond, Sami Salo, Cory Schneider, Daniel Sedin, Henrik Sedin, Chris Tanev, Raffi Torres

BOSTON: Patrice Bergeron, Johnny Boychuk, Gregory Campbell, Zdeno Chara, Andrew Ference, Tomas Kaberle, Chris Kelly, David Krejci, Milan Lucic, Brad Marchand, Adam McQuaid, Daniel Paille, Rich Peverley, Tuukka Rask, Mark Recchi, Michael Ryder, Tyler Seguin, Dennis Seidenberg, Tim Thomas, Shawn Thornton

First Period

1.	Boston	MARCHAND (RECCHI, SEIDENBERG)	5:31	
2.	Boston	LUCIC (PEVERLEY, BOYCHUK)	6:06	
3.	Boston	FERENCE (RYDER, RECCHI)	8:35	(GWG, PPG)
4.	Boston	RYDER (KABERLE)	9:45	

Penalties: H. Sedin (Van) (unsportsmanlike conduct), Chara (Bos) (interference) 0:56, Edler (Van) (boarding) 7:55, Kesler (Van) (holding) 10:31, Torres (Van) (bench minor – too many men on the ice) 17:09.

Second Period

No scoring.

Penalties: Bergeron (Bos) (goaltender interference) 0:28, Bergeron (Bos) (interference) 12:15, Bergeron (Bos) (elbowing) 19:08.

Third Period

6.	Vancouver	H. SEDIN (D. SEDIN, EHRHOFF)	0:22	(PPG)
7.	Boston	KREJCI (RECCHI, KABERLE)	6:49	(PPG)
8.	Vancouver	LAPIERRE (D. SEDIN, HANSEN)	17:34	

Penalties: Torres (Van) (tripping) 5:23, Alberts (Van) (cross-checking) 6:11, Burrows (Van) (slashing), Bergeron (Bos) (cross-checking) 6:59, Recchi (Bos) (tripping) 11:32, Marchand served by Krejci (Bos) (roughing), Marchand (Bos) (misconduct), Thornton (Bos) (misconduct), Sedin (Van) (misconduct), Lapierre (Van) (misconduct) 18:29, Seidenberg (Bos) (cross-checking) 19:03.

Goalies: Luongo, Schneider (Van), Thomas (Bos)

Shots:	Van	11	-	11	-	16	38
	Bos	19	-	8	-	13	40

Referees: Dan O'Halloran, Kelly Sutherland

Linesmen: Jay Sharrers, Jean Morin

Game #7 - June 15, 2011 - Rogers Arena - Boston 4, Vancouver 0

BOSTON: Patrice Bergeron, Johnny Boychuk, Gregory Campbell, Zdeno Chara, Andrew Ference, Tomas Kaberle, Chris Kelly, David Krejci, Milan Lucic, Brad Marchand, Adam McQuaid, Daniel Paille, Rich Peverley, Tuukka Rask, Mark Recchi, Michael Ryder, Tyler Seguin, Dennis Seidenberg, Tim Thomas, Shawn Thornton

VANCOUVER: Andrew Alberts, Kevin Bieksa, Alex Burrows, Alexander Edler, Christian Ehrhoff, Tanner Glass, Jannik Hansen, Chris Higgins, Ryan Kesler, Maxim Lapierre, Roberto Luongo, Manny Malhotra, Victor Oreskovich, Sami Salo, Cory Schneider, Daniel Sedin, Henrik Sedin, Jeff Tambellini, Chris Tanev, Raffi Torres

First Period

1. Boston BERGERON (MARCHAND) 14:37 (GWG)

Penalties: none.

Second Period

2. Boston MARCHAND (SEIDENBERG, RECCHI) 12:13

3. Boston BERGERON (SEIDENBERG, CAMPBELL) 17:35 (SHG)
Penalties: Chara (Bos) (interference) 16:07.

Third Period

4. Boston MARCHAND 17:16 (ENG)
Penalties: Hansen (Van) (interference) 5:33, Lucic (Bos) (hooking) 11:34.

Goalies: Thomas (Bos), Luongo (Van)

Shots:	Bos	5	-	8	-	8	21
	Van	8	-	13	-	16	37

Referees: Dan O'Halloran, Stephen Walkom

Linesmen: Jay Sharrers, Jean Morin

BOSTON BRUINS WIN SERIES 4-3**2010****CHICAGO BLACKHAWKS - PHILADELPHIA FLYERS****Game #1 - May 29, 2010 - United Center - Chicago 6, Philadelphia 5**

PHILADELPHIA: Arron Asham, Blair Betts, Brian Boucher, Danny Briere, Matt Carle, Jeff Carter, Braydon Coburn, Simon Gagne, Claude Giroux, Scott Hartnell, Lukas Krajicek, Ian Laperriere, Michael Leighton, Ville Leino, Ryan Parent, Darroll Powe, Chris Pronger, Mike Richards, Kimmo Timonen, James van Riemsdyk.

CHICAGO: Dave Bolland, Troy Brouwer, Adam Burish, Dustin Byfuglien, Brian Campbell, Ben Eager, Jordan Hendry, Niklas Hjalmarsson, Marian Hossa, Cristobal Huet, Patrick Kane, Duncan Keith, Tomas Kopecky, John Madden, Antti Niemi, Brent Seabrook, Patrick Sharp, Brent Sopel, Jonathan Toews, Kris Versteeg.

First Period

1.	PHILADELPHIA	LEINO (BRIERE, PRONGER)	6:38
2.	CHICAGO	BROUWER (HOSSA, SOPEL)	7:46
3.	CHICAGO	BOLLAND (unassisted)	11:50 (SHG)
4.	PHILADELPHIA	HARTNELL (BRIERE, PRONGER)	16:37 (PPG)
5.	PHILADELPHIA	BRIERE (LEINO, HARTNELL)	19:33

Penalties: Eager (Chi) (cross-checking) 3:26, Kane (Chi) (slashing) 9:58, Campbell (Chi) (high-sticking) 15:51.

Second Period

6.	CHICAGO	SHARP (BROUWER, HJALMARSSON)	1:11
7.	PHILADELPHIA	BETTS (ASHAM, POWE)	7:20
8.	CHICAGO	VERSTEEG (KOPECKY, KEITH)	9:31
9.	CHICAGO	BROUWER (HOSSA, HJALMARSSON)	15:18
10.	PHILADELPHIA	ASHAM (BRIERE, HARTNELL)	18:49

Penalties: Burish (Chi) (boarding) 4:49.

Third Period

11. CHICAGO KOPECKY (VERSTEEG, BOLLAND) 8:25 (GWG)

Penalties: none.

Goalies: Leighton, Boucher (Phi), Niemi (Chi)

Shots:	Phi	17	-	9	-	6	32
	Chi	9	-	15	-	8	32

Referees: Bill McCreary, Dan O'Halloran

Linesmen: Pierre Racicot, Greg Devorski

Game #2 - May 31, 2010 - United Center - Chicago 2, Philadelphia 1

PHILADELPHIA: Arron Asham, Oskars Bartulis, Blair Betts, Brian Boucher, Danny Briere, Daniel Carcillo, Matt Carter, Jeff Carter, Braydon Coburn, Simon Gagne, Claude Giroux, Scott Hartnell, Lukas Krajicek, Ian Laperriere, Michael Leighton, Ville Leino, Darroll Powe, Chris Pronger, Mike Richards, Kimmo Timonen.

CHICAGO: Dave Bolland, Troy Brouwer, Adam Burish, Dustin Byfuglien, Brian Campbell, Ben Eager, Jordan Hendry, Niklas Hjalmarsson, Marian Hossa, Cristobal Huet, Patrick Kane, Duncan Keith, Tomas Kopecky, John Madden, Antti Niemi, Brent Seabrook, Patrick Sharp, Brent Sopel, Jonathan Toews, Kris Versteeg.

First Period

No scoring.

Penalties: Versteeg (Chi) (interference) 7:26, Betts (Phi) (cross-checking) 14:48, Richards (Phi) (elbowing), Carcillo (Phi) (unsportsmanlike conduct), Kopecky (Chi) (roughing) 17:27.

Second Period

1.	CHICAGO	HOSSA (BROUWER, SHARP)	17:09
2.	CHICAGO	EAGER (BYFUGLIEN)	17:37 (GWG)

Penalties: Richards (Phi) (hooking) 5:08, Brouwer (Chi) (roughing) 19:24.

Third Period

3. PHILADELPHIA GAGNE (RICHARDS, CARTER) 5:20 (PPG)

Penalties: Sharp (Chi) (tripping) 3:21, Pronger (Phi), Eager (Chi) (misconduct) 20:00.

Goalies: Leighton (Phi), Niemi (Chi)

Shots:	Phi	3	-	15	-	15	33
	Chi	9	-	13	-	4	26

Referees: Stephen Walkom, Kelly Sutherland

Linesmen: Jean Morin, Steve Miller

Game #3 - June 2, 2010 - Wachovia Center - Philadelphia 4, Chicago 3

CHICAGO: Dave Bolland, Troy Brouwer, Adam Burish, Dustin Byfuglien, Brian Campbell, Ben Eager, Jordan Hendry, Niklas Hjalmarsson, Marian Hossa, Cristobal Huet, Patrick Kane, Duncan Keith, Tomas Kopecky, John Madden, Antti Niemi, Brent Seabrook, Patrick Sharp, Brent Sopel, Jonathan Toews, Kris Versteeg.

PHILADELPHIA: Arron Asham, Oskars Bartulis, Blair Betts, Brian Boucher, Danny Briere, Daniel Carillo, Matt Carle, Jeff Carter, Braydon Coburn, Simon Gagne, Claude Giroux, Scott Hartnell, Lukas Krajicek, Ian Laperriere, Michael Leighton, Ville Leino, Darroll Powe, Chris Pronger, Mike Richards, Kimmo Timonen.

First Period

1. PHILADELPHIA BRIERE (HARTNELL, COBURN) 14:58 (PPG)
Penalties: Hossa (Chi) (slashing) 13:54, Carillo (Phi) (charging) 18:05, Byfuglien (Chi) (roughing) 20:00.

Second Period

2. CHICAGO KEITH (KANE, HOSSA) 2:49
3. PHILADELPHIA HARTNELL (PRONGER, GIROUX) 9:55 (PPG)
4. CHICAGO SOPEL (MADDEN) 17:52
Penalties: Pronger (Phi) (high-sticking) 3:36, Byfuglien (Chi) (slashing) 9:31, Leighton (Phi) (delay of game) 14:59.

Third Period

5. CHICAGO KANE (TOEWS, EAGER) 2:50
6. PHILADELPHIA LEINO (GIROUX, CARLE) 3:10
Penalties: none.

First Overtime

7. PHILADELPHIA GIROUX (CARLE, BRIERE) 5:59 (GWG)
Penalties: none.

Goalies: Niemi (Chi), Leighton (Phi),

Shots:	Chi	9	-	12	-	4	2	27
	Phi	9	-	7	-	15	1	32

Referees: Dan O'Halloran, Bill McCreary

Linesmen: Greg Devorski, Pierre Racicot

Game #4 - June 2, 2010 - Wachovia Center - Philadelphia 4, Chicago 3

CHICAGO: Dave Bolland, Nick Boynton, Troy Brouwer, Dustin Byfuglien, Brian Campbell, Ben Eager, Niklas Hjalmarsson, Marian Hossa, Cristobal Huet, Patrick Kane, Duncan Keith, Tomas Kopecky, Andrew Ladd, John Madden, Antti Niemi, Brent Seabrook, Patrick Sharp, Brent Sopel, Jonathan Toews, Kris Versteeg.

PHILADELPHIA: Arron Asham, Oskars Bartulis, Blair Betts, Brian Boucher, Danny Briere, Matt Carle, Jeff Carter, Braydon Coburn, Simon Gagne, Claude Giroux, Scott Hartnell, Lukas Krajicek, Ian Laperriere, Michael Leighton, Ville Leino, Darroll Powe, Chris Pronger, Mike Richards, Kimmo Timonen, James van Riemsdyk.

First Period

1. PHILADELPHIA RICHARDS (unassisted) 4:35 (PPG)
2. PHILADELPHIA CARLE (unassisted) 14:48
3. CHICAGO SHARP (KEITH) 18:32
4. PHILADELPHIA GIROUX (TIMONEN, HARTNELL) 19:23

Penalties: Ladd (Chi) (interference) 0:36, Kopecky (Chi) (high-sticking) 4:30, Timonen (Phi) (hooking) 8:16.

Second Period

No scoring.

Penalties: Bolland (Chi) (high-sticking) 1:27, Sharp (Chi) (slashing) 12:53, Boynton (Chi) (slashing), Hartnell (Phi) (cross-checking) 18:22.

Third Period

5. PHILADELPHIA LEINO (BRIERE, van RIEMSDYK) 6:43 (GWG)
6. CHICAGO BOLLAND (KEITH, KANE) 12:01 (PPG)
7. CHICAGO CAMPBELL (LADD, KEITH) 15:50
8. PHILADELPHIA CARTER (unassisted) 19:35

Penalties: Seabrook (Chi) (cross-checking) 8:03, Hartnell (Phi) (unsportsmanlike conduct) 10:46, Coburn (Phi) (holding) 11:49, Versteeg (Chi) (slashing) 19:42.

Goalies: Niemi (Chi), Leighton (Phi)

Shots:	Chi	11	-	13	-	10	34
	Phi	8	-	10	-	13	31

Referees: Stephen Walkom, Kelly Sutherland

Linesmen: Steve Miller, Jean Morin

Game #5 - June 6, 2010 - United Center - Chicago 7, Philadelphia 4

PHILADELPHIA: Arron Asham, Oskars Bartulis, Blair Betts, Brian Boucher, Danny Briere, Matt Carle, Jeff Carter, Braydon Coburn, Simon Gagne, Claude Giroux, Scott Hartnell, Lukas Krajicek, Ian Laperriere, Michael Leighton, Ville Leino, Darroll Powe, Chris Pronger, Mike Richards, Kimmo Timonen, James van Riemsdyk.

CHICAGO: Dave Bolland, Nick Boynton, Troy Brouwer, Dustin Byfuglien, Brian Campbell, Ben Eager, Niklas Hjalmarsson, Marian Hossa, Cristobal Huet, Patrick Kane, Duncan Keith, Tomas Kopecky, Andrew Ladd, John Madden, Antti Niemi, Brent Seabrook, Patrick Sharp, Brent Sopel, Jonathan Toews, Kris Versteeg.

First Period

1. CHICAGO SEABROOK (VERSTEEG, BROUWER) 12:17 (PPG)
2. CHICAGO BOLLAND (SOPEL, BYFUGLIEN) 15:26
3. CHICAGO VERSTEEG (SEABROOK, BYFUGLIEN) 18:15

Penalties: Krajicek (Phi) (cross-checking) 2:50, Bolland (Chi) (cross-checking) 9:15, Hartnell (Phi) (high-sticking) 11:16.

Second Period

4. PHILADELPHIA HARTNELL (LEINO, BRIERE) 0:32
5. CHICAGO KANE (LADD, SHARP) 3:13
6. PHILADELPHIA TIMONEN (BRIERE, LEINO) 4:38
7. CHICAGO BYFUGLIEN (TOEWS, KEITH) 15:45

(PPG, GWG)

Penalties: Hartnell (Phi) (elbowing) 7:19, Seabrook (Chi) (closing hand on puck) 9:51, Pronger (Phi) (hooking) 15:18.

Third Period

8. PHILADELPHIA van RIEMSDYK (KRAJICEK, TIMONEN) 6:36
9. CHICAGO SHARP (KANE) 16:08
10. PHILADELPHIA GAGNE (LEINO) 17:24
11. CHICAGO BYFUGLIEN (VERSTEEG, BOLLAND) 17:55

Penalties: Versteeg (Chi) (slashing) 10:38.

Goalies: Leighton, Boucher (Phi), Niemi (Chi)

Shots:	Phi	7	-	10	-	10	27
	Chi	13	-	8	-	7	28

Referees: Bill McCreary, Dan O'Halloran

Linesmen: Greg Devorski, Pierre Racicot

Game #6 - June 9, 2010 - Wachovia Center - Chicago 4, Philadelphia 3

CHICAGO: Dave Bolland, Nick Boynton, Troy Brouwer, Dustin Byfuglien, Brian Campbell, Ben Eager, Niklas Hjalmarsson, Marian Hossa, Cristobal Huet, Patrick Kane, Duncan Keith, Tomas Kopecky, Andrew Ladd, John Madden, Antti Niemi, Brent Seabrook, Patrick Sharp, Brent Sopel, Jonathan Toews, Kris Versteeg.

PHILADELPHIA: Arron Asham, Oskars Bartulis, Blair Betts, Brian Boucher, Danny Briere, Matt Carle, Jeff Carter, Braydon Coburn, Simon Gagne, Claude Giroux, Scott Hartnell, Lukas Krajicek, Ian Laperriere, Michael Leighton, Ville Leino, Darroll Powe, Chris Pronger, Mike Richards, Kimmo Timonen, James van Riemsdyk.

First Period

1. CHICAGO BYFUGLIEN (TOEWS, KANE) 16:49 (PPG)
2. PHILADELPHIA HARTNELL (BRIERE, PRONGER) 19:33 (PPG)

Penalties: Pronger (Phi) (holding) 8:42, Sopel (Chi) (interference) 13:28, Pronger (Phi) (high-sticking) 16:29, Seabrook (Chi) (elbowing) 16:59, Sopel (Chi) (interference) 19:07.

Second Period

3. PHILADELPHIA BRIERE (LEINO, KRAJICEK) 8:00
4. CHICAGO SHARP (BOLLAND, KEITH) 9:58
5. CHICAGO LADD (HJALMARSSON, KANE) 17:43

Penalties: Hartnell (Phi) (high-sticking) 1:56, Coburn (Phi) (cross-checking) 8:09, Hossa (Chi) (goaltender interference) 9:29, Briere (Phi) (cross-checking) 18:32.

Third Period

6. PHILADELPHIA HARTNELL (LEINO, BRIERE) 16:01

Penalties: none.

First Overtime

7. CHICAGO KANE (CAMPBELL) 4:06 (GWG)

Penalties: none.

Goalies: Niemi (Chi), Leighton (Phi),

Shots:	Chi	17	-	10	-	12	2	41
	Phi	7	-	6	-	9	2	24

Referees: Stephen Walkom, Kelly Sutherland

Linesmen: Jean Morin, Steve Miller

CHICAGO BLACKHAWKS WIN SERIES 4-2

2009

PITTSBURGH PENGUINS - DETROIT RED WINGS

Game #1 - May 30, 2009 - Joe Louis Arena - Detroit 3, Pittsburgh 1

PITTSBURGH: Craig Adams, Philippe Boucher, Matt Cooke, Sidney Crosby, Mark Eaton, Ruslan Fedotenko, Marc-Andre Fleury, Mathieu Garon, Hal Gill, Sergei Gonchar, Bill Guerin, Tyler Kennedy, Chris Kunitz, Kris Letang, Evgeni Malkin, Brooks Orpik, Miroslav Satan, Rob Scuderi, Jordan Staal, Maxime Talbot.

DETROIT: Justin Abdelkader, Daniel Cleary, Ty Conklin, Valtteri Filppula, Jonathan Ericsson, Johan Franzen, Darren Helm, Tomas Holmstrom, Marian Hossa, Jiri Hudler, Niklas Kronwall, Brett Lebda, Ville Leino, Nicklas Lidstrom, Kirk Maltby, Chris Osgood, Brian Rafalski, Mikael Samuelsson, Brad Stuart, Henrik Zetterberg.

First Period

1.	DETROIT	STUART (unassisted)	13:38
2.	PITTSBURGH	FEDOTENKO (MALKIN)	18:37

Penalties: none.

Second Period

3.	DETROIT	FRANZEN (RAFALSKI, ZETTERBERG)	19:02 (GWG)
----	---------	--------------------------------	-------------

Penalties: Lebda (Det) (slashing) 4:38, Samuelsson (Det) (holding) 7:05, Adams (Pit) (hooking) 13:44.

Third Period

4.	DETROIT	ABDELKADER (LEINO)	2:46
----	---------	--------------------	------

Penalties: none.

Goalies: Fleury (Pit), Osgood (Det)

Shots:	Pit	7	-	13	-	12	32
	Det	11	-	11	-	8	30

Referees: Paul Devorski, Dennis LaRue

Linesmen: Derek Arnell, Pierre Racicot

Goalies: Fleury (Pit), Osgood (Det)

Shots:	Pit	7	-	13	-	12	32
	Det	11	-	11	-	8	30

Referees: Paul Devorski, Dennis LaRue

Linesmen: Derek Arnell, Pierre Racicot

Game #2 - May 31, 2009 - Joe Louis Arena - Detroit 3, Pittsburgh 1

PITTSBURGH: Craig Adams, Matt Cooke, Sidney Crosby, Pascal Dupuis, Mark Eaton, Ruslan Fedotenko, Marc-Andre Fleury, Mathieu Garon, Hal Gill, Sergei Gonchar, Bill Guerin, Tyler Kennedy, Chris Kunitz, Kris Letang, Evgeni Malkin, Brooks Orpik, Miroslav Satan, Rob Scuderi, Jordan Staal, Maxime Talbot.

DETROIT: Justin Abdelkader, Daniel Cleary, Ty Conklin, Jonathan Ericsson, Valtteri Filppula, Johan Franzen, Darren Helm, Tomas Holmstrom, Marian Hossa, Jiri Hudler, Niklas Kronwall, Brett Lebda, Ville Leino, Nicklas Lidstrom, Kirk Maltby, Chris Osgood, Brian Rafalski, Mikael Samuelsson, Brad Stuart, Henrik Zetterberg.

First Period

1.	PITTSBURGH	MALKIN (LETANG, GUERIN)	16:50 (PPG)
----	------------	-------------------------	-------------

Penalties: Kronwall (Det) (cross-checking) 16:08.

Second Period

2.	DETROIT	ERICSSON (HUDLER, HELM)	4:21
3.	DETROIT	FILPPULA (HOLMSTROM, HOSSA)	10:29 (GWG)

Penalties: Malkin (Pit) (interference) 8:15.

Third Period

4.	DETROIT	ABDELKADER (HOLMSTROM, HOSSA)	2:47
----	---------	-------------------------------	------

Penalties: Malkin (Pit) (instigator, fighting, misconduct), Talbot (Pit) (slashing), Zetterberg (Det) (fighting) 19:41.

Goalies: Fleury (Pit), Osgood (Det)

Shots:	Pit	11	-	9	-	12	32
	Det	7	-	16	-	3	26

Referees: Bill McCreary, Marc Joannette

Linesmen: Jean Morin, Steve Miller

Game #3 - June 2, 2009 - Mellon Arena - Pittsburgh 4, Detroit 2

DETROIT: Justin Abdelkader, Daniel Cleary, Ty Conklin, Jonathan Ericsson, Valtteri Filppula, Johan Franzen, Darren Helm, Tomas Holmstrom, Marian Hossa, Jiri Hudler, Niklas Kronwall, Brett Lebda, Ville Leino, Nicklas Lidstrom, Kirk Maltby, Chris Osgood, Brian Rafalski, Mikael Samuelsson, Brad Stuart, Henrik Zetterberg.

PITTSBURGH: Craig Adams, Matt Cooke, Sidney Crosby, Pascal Dupuis, Mark Eaton, Ruslan Fedotenko, Marc-Andre Fleury, Mathieu Garon, Hal Gill, Sergei Gonchar, Bill Guerin, Tyler Kennedy, Chris Kunitz, Kris Letang, Evgeni Malkin, Brooks Orpik, Miroslav Satan, Rob Scuderi, Jordan Staal, Maxime Talbot.

First Period

1.	PITTSBURGH	TALBOT (MALKIN, LETANG)	4:48
2.	DETROIT	ZETTERBERG (LEINO, FRANZEN)	6:19

3.	DETROIT	FRANZEN (ZETTERBERG, KRONWALL)	11:33 (PPG)
4.	PITTSBURGH	LETANG (MALKIN, GONCHAR)	15:57 (PPG)

Penalties: Orpik (Pit) (interference) 9:42, Cleary (Det) (holding) 14:46, Franzen (Det) (tripping) 18:02.

Second Period

No scoring.

Penalties: Satan (Pit) (holding) 15:35.

Third Period

5.	PITTSBURGH	GONCHAR (MALKIN, CROSBY)	10:29
----	------------	--------------------------	-------

(PPG, GWG)

6.	PITTSBURGH	TALBOT (FEDOTENKO)	19:03 (ENG)
----	------------	--------------------	-------------

Penalties: Ericsson (Det) (interference) 9:06.

Goalies: Osgood (Det), Fleury (Pit)

Shots:	Det	12	-	14	-	3	29
	Pit	7	-	4	-	10	21

Referees: Paul Devorski, Dennis LaRue

Linesmen: Derek Arnell, Pierre Racicot

Game #4 - June 4, 2009 - Mellon Arena - Pittsburgh 4, Detroit 2

DETROIT: Daniel Cleary, Ty Conklin, Kris Draper, Jonathan Ericsson, Valtteri Filppula, Johan Franzen, Darren Helm, Tomas Holmstrom, Marian Hossa, Jiri Hudler, Niklas Kronwall, Brett Lebda, Ville Leino, Nicklas Lidstrom, Kirk Maltby, Chris Osgood, Brian Rafalski, Mikael Samuelsson, Brad Stuart, Henrik Zetterberg.

PITTSBURGH: Craig Adams, Matt Cooke, Sidney Crosby, Pascal Dupuis, Mark Eaton, Ruslan Fedotenko, Marc-Andre Fleury, Mathieu Garon, Hal Gill, Sergei Gonchar, Bill Guerin, Tyler Kennedy, Chris Kunitz, Kris Letang, Evgeni Malkin, Brooks Orpik, Miroslav Satan, Rob Scuderi, Jordan Staal, Maxime Talbot.

First Period

1.	PITTSBURGH	MALKIN (LETANG, STAAL)	2:39 (PPG)
2.	DETROIT	HELM (unassisted)	18:19

Penalties: Kronwall (Det) (tripping) 1:12, Eaton (Pit) (cross-checking) 11:09, Ericsson (Det) (high-sticking) 16:27, Guerin (Pit) (high-sticking) 16:37.

Second Period

3.	DETROIT	STUART (ZETTERBERG, RAFALSKI)	0:46
4.	PITTSBURGH	STAAL (TALBOT, EATON)	8:35 (SHG)
5.	PITTSBURGH	CROSBY (MALKIN)	10:34 (GWG)
6.	PITTSBURGH	KENNEDY (CROSBY, KUNITZ)	14:12

Penalties: Malkin (Pit) (hooking) 5:44, Orpik (Pit) (tripping) 7:43.

Third Period

No scoring.

Penalties: Kronwall (Det) (hooking) 18:27, Cleary (Det) (tripping), Orpik (Pit) (roughing) 20:00.

Goalies: Osgood (Det), Fleury (Pit)

Shots:	Det	19	-	9	-	11	39
	Pit	11	-	11	-	9	31

Referees: Marc Joannette, Bill McCreary

Linesmen: Steve Miller, Jean Morin

Game #5 - June 6, 2009 - Joe Louis Arena - Detroit 5, Pittsburgh 0

PITTSBURGH: Craig Adams, Matt Cooke, Sidney Crosby, Pascal Dupuis, Mark Eaton, Ruslan Fedotenko, Marc-Andre Fleury, Mathieu Garon, Hal Gill, Sergei Gonchar, Bill Guerin, Tyler Kennedy, Chris Kunitz, Kris Letang, Evgeni Malkin, Brooks Orpik, Miroslav Satan, Rob Scuderi, Jordan Staal, Maxime Talbot.

DETROIT: Daniel Cleary, Ty Conklin, Pavel Datsyuk, Kris Draper, Jonathan Ericsson, Valtteri Filppula, Johan Franzen, Darren Helm, Tomas Holmstrom, Marian Hossa, Jiri Hudler, Niklas Kronwall, Brett Lebda, Nicklas Lidstrom, Kirk Maltby, Chris Osgood, Brian Rafalski, Mikael Samuelsson, Brad Stuart, Henrik Zetterberg.

First Period

1.	DETROIT	CLEARY (DATSYUK, RAFALSKI)	13:32 (GWG)
----	---------	----------------------------	-------------

Penalties: Kronwall (Det) (tripping) 7:16, Kunitz (Pit) (goaltender interference) 19:39.

Second Period

2.	DETROIT	FILPPULA (HOSSA, OSGOOD)	1:44
3.	DETROIT	KRONWALL (FRANZEN, ZETTERBERG)	6:11 (PPG)
4.	DETROIT	RAFALSKI (DATSYUK, LIDSTROM)	8:26 (PPG)
5.	DETROIT	ZETTERBERG (HUDLER, SAMUELSSON)	15:40 (PPG)

Penalties: Gonchar (Pit) (slashing) 5:53, Malkin (Pit) (elbowing) 6:48, Kunitz (Pit) (roughing) 13:50, Crosby (Pit) (slashing) 17:37, Talbot (Pit) (slashing) 17:57.

Third Period

No scoring.

Penalties: Hossa (Det) (roughing) 1:53, Malkin (Pit) (hooking) 7:14, Dupuis (Pit) (high-sticking), Adams (Pit) (misconduct) 15:50, Malkin (Pit) (cross-checking), Cooke (Pit), Talbot (Pit), Lebda (Det) (misconduct) 18:08.

Goalies: Fleury, Garon (Pit), Osgood (Det)

Shots:	Pit	10	-	6	-	6	22
	Det	8	-	15	-	6	29

Referees: Paul Devorski, Dennis LaRue

Linesmen: Derek Arnell, Pierre Racicot

Game #6 - June 9, 2009 - Mellon Arena - Pittsburgh 2, Detroit 1

DETROIT: Daniel Cleary, Ty Conklin, Pavel Datsyuk, Kris Draper, Jonathan Ericsson, Valtteri Filppula, Johan Franzen, Darren Helm, Tomas Holmstrom, Marian Hossa, Jiri Hudler, Niklas Kronwall, Brett Lebda, Nicklas Lidstrom, Kirk Maltby, Chris Osgood, Brian Rafalski, Mikael Samuelsson, Brad Stuart, Henrik Zetterberg.
PITTSBURGH: Craig Adams, Matt Cooke, Sidney Crosby, Pascal Dupuis, Mark Eaton, Ruslan Fedotenko, Marc-Andre Fleury, Mathieu Garon, Hal Gill, Sergei Gonchar, Bill Guerin, Tyler Kennedy, Chris Kunitz, Kris Letang, Evgeni Malkin, Brooks Orpik, Rob Scuderi, Jordan Staal, Petr Sykora, Maxime Talbot.

First Period

No scoring.
Penalties: Zetterberg (Det) (goaltender interference) 3:35, Filppula (Det) (tripping) 13:29.

Second Period

1. PITTSBURGH STAAL (KENNEDY, SCUDERI) 0:51
Penalties: none.

Third Period

2. PITTSBURGH KENNEDY (TALBOT, FEDOTENKO) 5:35 (GWG)
3. DETROIT DRAPER (ERICSSON, LIDSTROM) 8:01
Penalties: Malkin (Pit) (cross-checking) 9:18, Guerin (Pit) (high-sticking) 12:40.

Goalies: Osgood (Det), Fleury (Pit)
Shots: Det 3 - 9 - 14 26
Pit 12 - 12 - 7 31

Referees: Bill McCreary, Marc Joannette
Linesmen: Jean Morin, Steve Miller

Game #7 - June 12, 2009 - Joe Louis Arena - Pittsburgh 2, Detroit 1

PITTSBURGH: Craig Adams, Matt Cooke, Sidney Crosby, Pascal Dupuis, Mark Eaton, Ruslan Fedotenko, Marc-Andre Fleury, Mathieu Garon, Hal Gill, Sergei Gonchar, Bill Guerin, Tyler Kennedy, Chris Kunitz, Kris Letang, Evgeni Malkin, Brooks Orpik, Miroslav Satan, Rob Scuderi, Jordan Staal, Maxime Talbot.
DETROIT: Daniel Cleary, Ty Conklin, Pavel Datsyuk, Kris Draper, Jonathan Ericsson, Valtteri Filppula, Johan Franzen, Darren Helm, Tomas Holmstrom, Marian Hossa, Jiri Hudler, Niklas Kronwall, Brett Lebda, Nicklas Lidstrom, Kirk Maltby, Chris Osgood, Brian Rafalski, Mikael Samuelsson, Brad Stuart, Henrik Zetterberg.

First Period

No scoring.
Penalties: Stuart (Det) (slashing) 11:24.

Second Period

1. PITTSBURGH TALBOT (MALKIN) 1:13
2. PITTSBURGH TALBOT (KUNITZ, SCUDERI) 10:07 (GWG)
Penalties: Staal (Pit) (hooking) Holmstrom (Det) (holding) 1:59, Gill (Pit) (holding) 6:16.

Third Period

3. DETROIT ERICSSON (LIDSTROM, HUDLER) 13:53
Penalties: Eaton (Pit) (tripping) 2:36.

Goalies: Fleury (Pit), Osgood (Det)
Shots: Pit 10 - 7 - 1 18
Det 6 - 11 - 7 24

Referees: Bill McCreary, Paul Devorski
Linesmen: Jean Morin, Pierre Racicot

PITTSBURGH PENGUINS WIN SERIES 4-3

2008

DETROIT RED WINGS - PITTSBURGH PENGUINS

Game #1 - May 24, 2008 - Joe Louis Arena - Detroit 4, Pittsburgh 0

PITTSBURGH: Sidney Crosby, Pascal Dupuis, Marc-Andre Fleury, Hal Gill, Sergei Gonchar, Adam Hall, Marian Hossa, Tyler Kennedy, Georges Laraque, Kristopher Letang, Evgeni Malkin, Ryan Malone, Brooks Orpik, Jarkko Ruutu, Rob Scuderi, Jordan Staal, Petr Sykora, Maxime Talbot, Ryan Whitney.
DETROIT: Daniel Cleary, Pavel Datsyuk, Dallas Drake, Kris Draper, Valtteri Filppula, Darren Helm, Tomas Holmstrom, Jiri Hudler, Niklas Kronwall, Brett Lebda, Nicklas Lidstrom, Andreas Lilja, Kirk Maltby, Darren McCarty, Chris Osgood, Brian Rafalski, Mikael Samuelsson, Brad Stuart, Henrik Zetterberg.

First Period

No scoring.
Penalties: Letang (Pit) (interference) 3:51, Holmstrom (Det) (high-sticking) 4:02, Lidstrom (Det) (hooking) 10:15, Helm (Det) (tripping) 12:38, Holmstrom (Det) (goaltender interference) 15:20, Gill (Pit) (high-sticking) 19:00.

Second Period

1. DETROIT SAMUELSSON (unassisted) 13:01 (GWG)
Penalties: Crosby (Pit) (slashing) 1:55, Whitney (Pit) (holding) 13:13, Malkin (Pit) (tripping) 19:28.

Third Period

2. DETROIT SAMUELSSON (unassisted) 2:16
3. DETROIT CLEARY (STUART) 17:18 (SHG)
4. DETROIT ZETTERBERG (HOLMSTROM, LIDSTROM) 19:47 (PPG)
Penalties: Lidstrom (Det) (interference) 15:27, Ruutu (Pit) (slashing) 18:08.
Goalies: Fleury (Pit), Osgood (Det)
Shots: Pit 12 - 4 - 3 19
Det 11 - 16 - 9 36

Referees: Paul Devorski, Dan O'Halloran
Linesmen: Jay Sharrers, Shane Heyer

Game #2 - May 26, 2008 - Joe Louis Arena - Detroit 3, Pittsburgh 0

PITTSBURGH: Sidney Crosby, Pascal Dupuis, Marc-Andre Fleury, Hal Gill, Sergei Gonchar, Adam Hall, Marian Hossa, Tyler Kennedy, Kristopher Letang, Evgeni Malkin, Ryan Malone, Brooks Orpik, Gary Roberts, Jarkko Ruutu, Rob Scuderi, Jordan Staal, Petr Sykora, Maxime Talbot, Ryan Whitney.
DETROIT: Daniel Cleary, Pavel Datsyuk, Dallas Drake, Kris Draper, Valtteri Filppula, Johan Franzen, Darren Helm, Tomas Holmstrom, Jiri Hudler, Niklas Kronwall, Brett Lebda, Nicklas Lidstrom, Andreas Lilja, Kirk Maltby, Chris Osgood, Brian Rafalski, Mikael Samuelsson, Brad Stuart, Henrik Zetterberg.

First Period

1. DETROIT STUART (FILPPULA) 6:55 (GWG)
2. DETROIT HOLMSTROM (ZETTERBERG) 11:18
Penalties: Stuart (Det) (tripping) 11:33, Malone (Pit) (interference) 15:14, Cleary (Det) (hooking) 17:49, Roberts (Pit) (roughing) 19:46.

Second Period

No scoring.
Penalties: Orpik (Pit) (roughing), Holmstrom (Det) (slashing) 11:17, Malone (Pit) (slashing) 17:30.

Third Period

3. DETROIT FILPPULA (FRANZEN, STUART) 8:48
Penalties: Hossa (Pit) (holding) 0:22, Malone (Pit), Datsyuk (Det) (roughing) 3:42, Drake (Det) (tripping) 7:49, Malone (Pit) (goaltender interference) 8:04, Talbot (Pit) (roughing - double minor), Franzen (Det) (roughing) 11:51, Whitney (Pit) (roughing) 16:08, Malkin (Pit) (roughing), Roberts (Pit) (roughing, misconduct), Sykora (Pit) (goaltender interference), Lilja (Det) (roughing), Franzen (Det) (roughing) 18:52, Talbot (Pit) (misconduct) 20:00.

Goalies: Fleury (Pit), Osgood (Det)
Shots: Pit 6 - 6 - 10 22
Det 12 - 11 - 11 34

Referees: Marc Joannette, Brad Watson
Linesmen: Pierre Racicot, Jean Morin

Game #3 - May 28, 2008 - Mellon Arena - Pittsburgh 3, Detroit 2

DETROIT: Daniel Cleary, Pavel Datsyuk, Dallas Drake, Kris Draper, Valtteri Filppula, Johan Franzen, Darren Helm, Tomas Holmstrom, Jiri Hudler, Niklas Kronwall, Brett Lebda, Nicklas Lidstrom, Andreas Lilja, Kirk Maltby, Chris Osgood, Brian Rafalski, Mikael Samuelsson, Brad Stuart, Henrik Zetterberg.
PITTSBURGH: Sidney Crosby, Pascal Dupuis, Marc-Andre Fleury, Hal Gill, Sergei Gonchar, Adam Hall, Marian Hossa, Tyler Kennedy, Evgeni Malkin, Ryan Malone, Brooks Orpik, Gary Roberts, Jarkko Ruutu, Rob Scuderi, Jordan Staal, Darryl Sydor, Petr Sykora, Maxime Talbot, Ryan Whitney.

First Period

1. PITTSBURGH CROSBY (HOSSA) 17:25
Penalties: Franzen (Det) (holding) 1:04, Staal (Pit) (holding) 3:05, Gonchar (Pit) (hooking) 12:07, Rafalski (Det) (tripping) 19:19.

Second Period

2. PITTSBURGH CROSBY (HOSSA, MALONE) 2:34 (PPG)
3. DETROIT FRANZEN (LIDSTROM, KRONWALL) 14:48 (PPG)
Penalties: Kronwall (Det) (hooking) 2:02, Gill (Pit) (cross-checking) 8:54, Gill (Pit) (cross-checking) 12:57.

Third Period

4. PITTSBURGH HALL (TALBOT, ROBERTS) 7:18 (GWG)
5. DETROIT SAMUELSSON (STUART, FILPPULA) 13:37
Penalties: Malkin (Pit) (hooking) 15:42.

Goalies: Osgood (Det), Fleury (Pit)
Shots: Det 9 - 9 - 16 34
Pit 6 - 13 - 5 24

Referees: Paul Devorski, Dan O'Halloran
Linesmen: Shane Heyer, Jay Sharrers

Game #4 - May 31, 2008 - Mellon Arena - Detroit 2, Pittsburgh 1

DETROIT: Daniel Cleary, Pavel Datsyuk, Dallas Drake, Kris Draper, Valtteri Filppula, Johan Franzen, Darren Helm, Jiri Hudler, Niklas Kronwall, Brett Lebda, Nicklas Lidstrom, Andreas Lilja, Kirk Maltby, Darren McCarty, Chris Osgood, Brian Rafalski, Mikael Samuelsson, Brad Stuart, Henrik Zetterberg.
PITTSBURGH: Sidney Crosby, Pascal Dupuis, Marc-Andre Fleury, Hal Gill, Sergei Gonchar, Adam Hall, Marian Hossa, Tyler Kennedy, Evgeni Malkin, Ryan Malone, Brooks Orpik, Gary

Roberts, Jarkko Ruutu, Rob Scuderi, Jordan Staal, Darryl Sydor, Petr Sykora, Maxime Talbot, Ryan Whitney.

First Period

1. PITTSBURGH HOSSA (GONCHAR, CROSBY) 2:51 (PPG)
 2. DETROIT LIDSTROM (RAFALSKI, DATSYUK) 7:06
 Penalties: Drake (Det) (roughing) 2:11, Dupuis (Pit) (cross-checking) 5:04, Rafalski (Det) (roughing) 9:03, Draper (Det) (holding) 14:28, Lebda (Det) (cross-checking), Talbot (Pit) (diving) 16:59, Franzen (Det) (elbowing), Orpik (Pit) (roughing) 17:55.

Second Period

No scoring.
 Penalties: Staal (Pit) (interference) 3:44, Rafalski (Det) (holding) 16:04.

Third Period

3. DETROIT HUDLER (HELM, STUART) 2:26 (GWG)
 Penalties: Fleury (Pit) (delay of game) 4:08, Maltby (Det) (hooking) 9:36, Lilja (Det) (interference) 10:10.

Goalies: Osgood (Det), Fleury (Pit)

Shots:	Det	14	-	7	-	9	30
	Pit	9	-	8	-	6	23

Referees: Marc Joannette, Brad Watson
 Linesmen: Pierre Racicot, Jean Morin

Game #5 - June 2, 2008 - Joe Louis Arena - Pittsburgh 4, Detroit 3

PITTSBURGH: Sidney Crosby, Pascal Dupuis, Marc-Andre Fleury, Hal Gill, Sergei Gonchar, Adam Hall, Marian Hossa, Tyler Kennedy, Evgeni Malkin, Ryan Malone, Brooks Orpik, Gary Roberts, Jarkko Ruutu, Rob Scuderi, Jordan Staal, Darryl Sydor, Petr Sykora, Maxime Talbot, Ryan Whitney.

DETROIT: Daniel Cleary, Pavel Datsyuk, Dallas Drake, Kris Draper, Valtteri Filppula, Johan Franzen, Darren Helm, Tomas Holmstrom, Jiri Hudler, Niklas Kronwall, Brett Lebda, Nicklas Lidstrom, Andreas Lilja, Kirk Maltby, Chris Osgood, Brian Rafalski, Mikael Samuelsson, Brad Stuart, Henrik Zetterberg.

First Period

1. PITTSBURGH HOSSA (CROSBY, DUPUIS) 8:37
 2. PITTSBURGH HALL (unassisted) 14:41
 Penalties: Orpik (Pit) (hooking) 2:06, Pittsburgh bench (too many men) 4:15, Datsyuk (Det) (tripping) 5:24, Talbot (Pit), Maltby (Det) (roughing) 10:50.

Second Period

3. DETROIT HELM (MALTBY) 2:54
 Penalties: Maltby (Det) (Interference) 5:48, Crosby (Pit) (high-sticking) 10:18.

Third Period

4. DETROIT DATSYUK (ZETTERBERG, RAFALSKI) 6:43 (PPG)
 5. DETROIT RAFALSKI (FRANZEN, ZETTERBERG) 9:23
 6. PITTSBURGH TALBOT (HOSSA, CROSBY) 19:25
 Penalties: Kennedy (Pit) (hooking) 6:21.

First Overtime

No scoring.
 Penalties: Zetterberg (Det) (goaltender interference) 17:25.

Second Overtime

No scoring.
 Penalties: Cleary (Det) (goaltender interference) 3:41, Sykora (Pit) (hooking) 17:44.

Third Overtime

7. PITTSBURGH SYKORA (MALKIN, GONCHAR) 9:57 (PPG,GWG)
 Penalties: Hudler (Det) (high-sticking - double minor) 9:21.
 Goalies: Fleury (Pit), Osgood (Det)

Shots:	Pit	7	-	7	-	4	-	2	-	8	-	4	32
	Det	8	-	12	-	14	-	13	-	7	-	4	58

Referees: Paul Devorski, Dan O'Halloran
 Linesmen: Jay Sharrers, Shane Heyer

Game #6 - June 4, 2008 - Mellon Arena - Detroit 3, Pittsburgh 2

DETROIT: Daniel Cleary, Pavel Datsyuk, Dallas Drake, Kris Draper, Valtteri Filppula, Darren Helm, Tomas Holmstrom, Jiri Hudler, Niklas Kronwall, Brett Lebda, Nicklas Lidstrom, Andreas Lilja, Kirk Maltby, Chris Osgood, Brian Rafalski, Mikael Samuelsson, Brad Stuart, Henrik Zetterberg.

PITTSBURGH: Sidney Crosby, Pascal Dupuis, Marc-Andre Fleury, Hal Gill, Sergei Gonchar, Adam Hall, Marian Hossa, Tyler Kennedy, Evgeni Malkin, Ryan Malone, Brooks Orpik, Gary Roberts, Jarkko Ruutu, Rob Scuderi, Jordan Staal, Darryl Sydor, Petr Sykora, Maxime Talbot, Ryan Whitney.

First Period

1. DETROIT RAFALSKI (ZETTERBERG, DATSYUK) 5:03 (PPG)
 Penalties: Sydor (Pit) (interference) 4:17, Drake (Det) (charging) 8:28, Draper (Det) (roughing) 8:55, Hall (Pit) (high-sticking) 11:15.

Second Period

2. DETROIT FILPPULA (SAMUELSSON, KRONWALL) 8:07
 3. PITTSBURGH MALKIN (CROSBY, HOSSA) 15:26 (PPG)
 Penalties: Lilja (Det) (slashing) 2:06, Datsyuk (Det) (interference) 14:22, Roberts (Pit) (high-sticking) 16:13, Franzen (Det), Orpik (Pit) (roughing) 17:58.

Third Period

4. DETROIT ZETTERBERG (DATSYUK, KRONWALL) 7:36 (GWG)
 5. PITTSBURGH HOSSA (GONCHAR, MALKIN) 18:33 (PPG)
 Penalties: Hudler (Det) (hooking) 18:13.

Goalies: Osgood (Det), Fleury (Pit)

Shots:	Det	9	-	9	-	12	30
	Pit	8	-	8	-	6	22

Referees: Brad Watson, Marc Joannette
 Linesmen: Pierre Racicot, Jean Morin

DETROIT RED WINGS WIN SERIES 4-2

2007

ANAHEIM DUCKS - OTTAWA SENATORS

Game #1 - May 28, 2007 - Honda Center - Anaheim 3, Ottawa 2

OTTAWA: Daniel Alfredsson, Mike Comrie, Joe Corvo, Patrick Eaves, Ray Emery, Mike Fisher, Dany Heatley, Chris Kelly, Dean McAmmond, Andrej Meszaros, Chris Neil, Chris Phillips, Tom Preissing, Wade Redden, Peter Schaefer, Christoph Schubert, Jason Spezza, Antoine Vermette, Anton Volchenkov.

ANAHEIM: Francois Beauchemin, Ryan Getzlaf, Jean-Sebastien Giguere, Kent Huskins, Ric Jackman, Todd Marchant, Brad May, Andy McDonald, Drew Miller, Travis Moen, Rob Niedermayer, Scott Niedermayer, Sean O'Donnell, Samuel Pahlsson, Dustin Penner, Corey Perry, Chris Pronger, Teemu Selanne, Shawn Thornton.

First Period

1. OTTAWA FISHER (MESZAROS, COMRIE) 1:38 (PPG)
 2. ANAHEIM McDONALD (SELANNE) 10:55
 Penalties: S.Niedermayer (Ana) (high-sticking) 0:53, Heatley (Ott) (tripping) 2:34, Jackman (Ana) (roughing) 14:14.

Second Period

3. OTTAWA REDDEN (ALFREDSSON, SPEZZA) 4:36 (PPG)
 Penalties: Redden (Ott) (hooking) 0:59, Getzlaf (Ana) (cross-checking) 3:52, Beauchemin (Ana) (tripping) 6:34, Pahlsson (slashing) 6:59.

Third Period

4. ANAHEIM GETZLAF (PERRY, JACKMAN) 5:44
 5. ANAHEIM MOEN (R.NIEDERMAYER, S.NIEDERMAYER) 17:09 (GWG)
 Penalties: Schubert (Ott) (slashing) 6:37, Meszaros (Ott) (interference) 10:03, S.Niedermayer (Ana) (hooking) 13:08, Pronger (Ana) (holding the stick) 19:16.

Goalies: Emery (Ott), Giguere (Ana)

Shots:	Ott	3	-	10	-	7	20
	Ana	8	-	10	-	14	32

Referees: Paul Devorski, Dan O'Halloran
 Linesmen: Shane Heyer, Jean Morin

Game #2 - May 30, 2007 - Honda Center - Anaheim 1, Ottawa 0

OTTAWA: Daniel Alfredsson, Mike Comrie, Joe Corvo, Ray Emery, Mike Fisher, Dany Heatley, Chris Kelly, Dean McAmmond, Andrej Meszaros, Chris Neil, Chris Phillips, Tom Preissing, Wade Redden, Oleg Saprykin, Peter Schaefer, Christoph Schubert, Jason Spezza, Antoine Vermette, Anton Volchenkov.

ANAHEIM: Francois Beauchemin, Ryan Getzlaf, Jean-Sebastien Giguere, Kent Huskins, Ric Jackman, Todd Marchant, Brad May, Andy McDonald, Drew Miller, Travis Moen, Rob Niedermayer, Scott Niedermayer, Sean O'Donnell, Samuel Pahlsson, Dustin Penner, Corey Perry, Chris Pronger, Teemu Selanne, Shawn Thornton.

First Period

No scoring.
 Penalties: Comrie (Ott) (boarding) 2:17, Miller (Ana) (interference) 5:40, Volchenkov (Ott) (boarding) 8:05, Thornton (Ana) (charging) 12:31, Pronger (Ana) (slashing) 13:24, Fisher (Ott) (roughing) 18:07.

Second Period

No scoring.
 Penalties: Preissing (Ott) (tripping) 18:04, McDonald (Ana) (hooking) 19:36.

Third

1. ANAHEIM PAHLSSON (unassisted) 14:16 (GWG)
 Penalties: none.

Goalies: Emery (Ott), Giguere (Ana)

Shots:	Ott	7	-	4	-	5	16
	Ana	12	-	14	-	5	31

Referees: Bill McCreary, Brad Watson
 Linesmen: Scott Driscoll, Jay Sharrers

Game #3 - June 2, 2007 - Scotiabank Place - Ottawa 5, Anaheim 3

ANAHEIM: Francois Beauchemin, Ryan Getzlaf, Jean-Sebastien Giguere, Kent Huskins, Ric Jackman, Chris Kunitz, Todd Marchant, Brad May, Andy McDonald, Travis Moen, Rob Niedermayer, Scott Niedermayer, Sean O'Donnell, Samuel Pahlsson, Dustin Penner, Corey Perry, Chris Pronger, Teemu Selanne, Shawn Thornton.

OTTAWA: Daniel Alfredsson, Mike Comrie, Joe Corvo, Ray Emery, Mike Fisher, Dany Heatley, Chris Kelly, Dean McAmmond, Andrej Meszaros, Chris Neil, Chris Phillips, Tom Preissing, Wade Redden, Oleg Saprykin, Peter Schaefer, Christoph Schubert, Jason Spezza, Antoine Vermette, Anton Volchenkov.

First Period

1. ANAHEIM	McDONALD (SELANNE)	5:39 (PPG)
2. OTTAWA	NEIL (KELLY, MESZAROS)	16:10

Penalties: Redden (Ott) (interference) 3:51, May (Ana) (interference) 6:01, Moen (Ana) (diving), Fisher (Ott) (roughing) 11:29.

Second Period

3. ANAHEIM	PERRY (PENNER, GETZLAF)	5:20
4. OTTAWA	FISHER (VOLCHENKOV)	5:47
5. ANAHEIM	GETZLAF (PENNER, PERRY)	7:38
6. OTTAWA	ALFREDSSON (REDDEN, CORVO)	16:14 (PPG)
7. OTTAWA	McAMMOND (SAPRYKIN, SCHUBERT)	18:34 (GWG)

Penalties: Pahlsson (Ana) (roughing), Spezza (Ott) (holding) 2:04, S.Niedermayer (Ana) (hooking) 13:44, O'Donnell (Ana) (cross-checking) 15:39.

Third Period

8. OTTAWA	VOLCHENKOV (VERMETTE, KELLY)	8:22
-----------	------------------------------	------

Penalties: Perry (Ana) (roughing-double minor), Penner (Ana), Getzlaf (Ana), Neil (Ott), Schaefer (Ott), Fisher (Ott) (roughing) 2:55, May (Ana) (tripping) 5:43, Schaefer (Ott) (interference) 10:41, Getzlaf (Ana) (holding) 11:05, McDonald (Ana) (goaltender interference) 15:29, Phillips (Ott) (roughing) 19:49.

Goalies: Giguere (Ana), Emery (Ott)

Shots:	Ana	8	-	11	-	3	22
	Ott	10	-	12	-	7	29

Referees: Paul Devorski, Dan O'Halloran

Linesmen: Shane Heyer, Jean Morin

Game #4 - June 4, 2007 - Scotiabank Place - Anaheim 3, Ottawa 2

ANAHEIM: Francois Beauchemin, Ryan Carter, Joe DiPenta, Ryan Getzlaf, Jean-Sebastien Giguere, Kent Huskins, Ric Jackman, Todd Marchant, Brad May, Andy McDonald, Travis Moen, Joe Motzko, Rob Niedermayer, Scott Niedermayer, Sean O'Donnell, Samuel Pahlsson, Dustin Penner, Corey Perry, Teemu Selanne.

OTTAWA: Daniel Alfredsson, Mike Comrie, Joe Corvo, Patrick Eaves, Ray Emery, Mike Fisher, Dany Heatley, Chris Kelly, Andrej Meszaros, Chris Neil, Chris Phillips, Tom Preissing, Wade Redden, Oleg Saprykin, Peter Schaefer, Christoph Schubert, Jason Spezza, Antoine Vermette, Anton Volchenkov.

First Period

1. OTTAWA	ALFREDSSON (SCHAEFER, FISHER)	19:59 (PPG)
-----------	-------------------------------	-------------

Penalties: Beauchemin (Ana) (slashing) 0:58, Perry (Ana) (cross-checking) 3:54, Neil (Ott) (goaltender interference) 6:13, Perry (Ana) (roughing), Eaves (Ott) (holding) 17:11, Getzlaf (Ana) (goaltender interference) 18:16.

Second Period

2. ANAHEIM	McDONALD (MARCHANT, PERRY)	10:06
3. ANAHEIM	McDONALD (R.NIEDERMAYER, O'DONNELL)	11:06
4. OTTAWA	HEATLEY (EAVES, SPEZZA)	18:00

Penalties: Neil (Ott) (interference) 4:29, Phillips (Ott) (hooking) 8:02, Pahlsson (Ana), Fisher (Ott) (roughing) 20:00.

Third Period

5. ANAHEIM	PENNER (SELANNE, McDONALD)	4:07 (GWG)
------------	----------------------------	------------

Penalties: Beauchemin (Ana) (holding) 1:02.

Goalies: Giguere (Ana), Emery (Ott)

Shots:	Ana	2	-	13	-	6	21
	Ott	13	-	4	-	6	23

Referees: Bill McCreary, Brad Watson

Linesmen: Scott Driscoll, Jay Sharrers

Game #5 - June 6, 2007 - Honda Center - Anaheim 6, Ottawa 2

OTTAWA: Daniel Alfredsson, Mike Comrie, Joe Corvo, Patrick Eaves, Ray Emery, Mike Fisher, Dany Heatley, Chris Kelly, Andrej Meszaros, Chris Neil, Chris Phillips, Tom Preissing, Wade Redden, Oleg Saprykin, Peter Schaefer, Christoph Schubert, Jason Spezza, Antoine Vermette, Anton Volchenkov.

ANAHEIM: Francois Beauchemin, Joe DiPenta, Ryan Getzlaf, Jean-Sebastien Giguere, Kent Huskins, Chris Kunitz, Todd Marchant, Brad May, Andy McDonald, Travis Moen, Rob Niedermayer, Scott Niedermayer, Sean O'Donnell, Samuel Pahlsson, Dustin Penner, Corey Perry, Chris Pronger, Teemu Selanne, Shawn Thornton.

First Period

1. ANAHEIM	McDONALD (GETZLAF, PRONGER)	3:41 (PPG)
2. ANAHEIM	R.NIEDERMAYER (PERRY)	17:41

Penalties: Preissing (Ott) (interference) 1:40, Volchenkov (Ott) (hooking) 3:25, Spezza (Ott) (holding the stick) 5:39, Pahlsson (Ana) (elbowing) 10:14, Perry (Ana) (roughing) 15:31, Selanne (Ana) (holding) 18:10.

Second Period

3. OTTAWA	ALFREDSSON (SCHAEFER, FISHER)	11:27
4. ANAHEIM	MOEN (unassisted)	15:44 (GWG)
5. OTTAWA	ALFREDSSON (unassisted)	17:38 (SHG)
6. ANAHEIM	BEAUCHEMIN (McDONALD)	18:28 (PPG)

Penalties: Schubert (Ott) (elbowing) 16:46.

Third Period

7. ANAHEIM	MOEN (S.NIEDERMAYER, PAHLSSON)	4:01
8. ANAHEIM	PERRY (unassisted)	17:00

Penalties: Schubert (Ott) (slashing) 5:48, Volchenkov (Ott) (slashing) 12:27.

Goalies: Emery (Ott), Giguere (Ana)

Shots:	Ott	3	-	5	-	5	13
	Ana	5	-	7	-	6	18

Referees: Paul Devorski, Dan O'Halloran

Linesmen: Shane Heyer, Jean Morin

(NOTE: Ottawa's Antoine Vermette was awarded a penalty shot at 7:23 of the third period. He was unsuccessful against Anaheim's Jean-Sebastien Giguere.

ANAHEIM DUCKS WIN SERIES 4-1

2006

CAROLINA HURRICANES - EDMONTON OILERS

Game #1 - June 5, 2006 - RBC Center - Carolina 5, Edmonton 4

EDMONTON: Marc-Andre Bergeron, Ty Conklin, Radek Dvorak, Matt Greene, Ales Hemsky, Shawn Horcoff, Georges Laraque, Ethan Moreau, Rem Murray, Michael Peca, Fernando Pisani, Chris Pronger, Dwayne Roloson, Sergei Samsonov, Jason Smith, Ryan Smyth, Jaroslav Spacek, Steve Staios, Jarret Stoll, Raffi Torres.

CAROLINA: Craig Adams, Kevyn Adams, Rod Brind'Amour, Mike Commodore, Matt Cullen, Martin Gerber, Bret Hedican, Frantisek Kaberle, Andrew Ladd, Chad Larose, Mark Recchi, Eric Staal, Cory Stillman, Niclas Wallin, Aaron Ward, Cam Ward, Doug Weight, Glen Wesley, Ray Whitney, Justin Williams.

First Period

1. EDMONTON	PISANI (TORRES, SPACEK)	8:18 (PPG)
-------------	-------------------------	------------

Penalties: Commodore (Car) (roughing) 2:12, Staios (Edm) (tripping) 11:45, Bergeron (Edm) (interference) 14:12, Hedican (Car) (tripping) 14:46, Wallin (Car) (tripping) 14:55, Brind'Amour (Car) (hooking) 16:33.

Second Period

2. EDMONTON	PRONGER (penalty shot)	10:36
3. EDMONTON	MOREAU (GREENE)	16:23
4. CAROLINA	BRIND'AMOUR (WILLIAMS, STILLMAN)	17:17

Penalties: Peca (Edm) (elbowing) 5:59, Dvorak (Edm) (hooking) 18:33.

Third Period

5. CAROLINA	WHITNEY (WEIGHT, LADD)	1:40
6. CAROLINA	WHITNEY (RECCHI, STAAL)	5:09 (PPG)
7. CAROLINA	WILLIAMS (LAROSE, A.WARD)	10:02 (SHG)
8. EDMONTON	HEMSKY (STOLL, PRONGER)	13:31 (PPG)
9. CAROLINA	BRIND'AMOUR (unassisted)	19:28 (GWG)

Penalties: Kaberle (Car) (hooking) 2:11, Moreau (Edm) (cross-checking) 4:28, Hedican (Car) (hooking) 8:11, Staal (Car) (high-sticking) 12:53.

Goalies: Roloson, Conklin (Edm), C.Ward (Car)

Shots:	Edm	8	-	12	-	18	38
	Car	8	-	7	-	11	26

Referees: Paul Devorski, Mick McGeough

Linesmen: Jean Morin, Pierre Racicot

Game #2 - June 7, 2006 - RBC Center - Carolina 5, Edmonton 0

EDMONTON: Marc-Andre Bergeron, Ty Conklin, Radek Dvorak, Matt Greene, Ales Hemsky, Shawn Horcoff, Georges Laraque, Jussi Markkanen, Ethan Moreau, Rem Murray, Michael Peca, Fernando Pisani, Chris Pronger, Sergei Samsonov, Jason Smith, Ryan Smyth, Jaroslav Spacek, Steve Staios, Jarret Stoll, Raffi Torres.

CAROLINA: Craig Adams, Kevyn Adams, Rod Brind'Amour, Mike Commodore, Matt Cullen, Martin Gerber, Bret Hedican, Frantisek Kaberle, Andrew Ladd, Mark Recchi, Eric Staal, Cory Stillman, Oleg Tverdovsky, Niclas Wallin, Aaron Ward, Cam Ward, Doug Weight, Glen Wesley, Ray Whitney, Justin Williams.

First Period

1. CAROLINA LADD (STAAL, KABERLE) 6:21 (GWG)
Penalties: C.Adams (Car) (interference) 3:26, Pronger (Edm) (hooking) 11:13, Stillman (Car) (goaltender interference) 12:47, Whitney (Car) (hooking) 18:46.

Second Period

2. CAROLINA KABERLE (WHITNEY, CULLEN) 10:28 (PPG)
3. CAROLINA STILLMAN (WALLIN, WILLIAMS) 19:57

Penalties: Greene (Edm) (cross-checking) 5:34, Smith (Edm) (roughing) 6:20, Torres (Edm) (interference) 8:52, A.Ward (Car) (holding) 11:23, Horcoff (Edm) (interference) 14:20.

Third Period

4. CAROLINA WEIGHT (RECCHI, CULLEN) 2:21 (PPG)
5. CAROLINA RECCHI (KABERLE, CULLEN) 4:12 (PPG)
Penalties: Samsonov (Edm) (goaltender interference) 1:31, Moreau (Edm) (roughing) 2:47, Smyth (high-sticking) 5:01, C.Adams (Car) (cross-checking) 8:33, Laraque (Edm) (tripping) 11:14, Wesley (Car) (holding) 14:12, Laraque (Edm) (boarding-major, game misconduct) 16:44, Wesley (Car) (holding) 19:19.

Goalies: Markkanen (Edm), C.Ward (Car)

Shots:	Edm	6	-	10	-	9	25
	Car	8	-	10	-	8	26

Referees: Bill McCreary, Brad Watson

Linesmen: Greg Devorski, Jay Sharrers

Game #3 - June 10, 2006 - Rexall Place - Edmonton 2, Carolina 1

CAROLINA: Craig Adams, Kevyn Adams, Rod Brind'Amour, Mike Commodore, Matt Cullen, Martin Gerber, Bret Hedican, Frantisek Kaberle, Andrew Ladd, Chad Larose, Mark Recchi, Eric Staal, Cory Stillman, Niclas Wallin, Aaron Ward, Cam Ward, Doug Weight, Glen Wesley, Ray Whitney, Justin Williams.

EDMONTON: Ty Conklin, Radek Dvorak, Matt Greene, Ales Hemsky, Shawn Horcoff, Georges Laraque, Jussi Markkanen, Ethan Moreau, Rem Murray, Michael Peca, Fernando Pisani, Chris Pronger, Sergei Samsonov, Jason Smith, Ryan Smyth, Jaroslav Spacek, Steve Staios, Jarret Stoll, Dick Tarnstrom, Raffi Torres.

First Period

1. EDMONTON HORCOFF (SPACEK, HEMSKY) 2:31
Penalties: Weight (Car) (interference) 6:03, Pronger (Edm) (tripping) 10:02, C.Adams (Car) (tripping) 12:30, K.Adams (Car) (hooking) 13:03, Recchi (Car) (hooking) 15:53, Dvorak (Edm) (highsticking) 17:57.

Second Period

No scoring.

Penalties: Cullen (Car) (holding) 1:37, Horcoff (Edm) (broken stick) 6:04, Brind'Amour (Car) (cross-checking) 6:48, Greene (Edm) (interference) 10:25, Tarnstrom (Edm) (hooking) 16:04.

Third Period

2. CAROLINA BRIND'AMOUR (STILLMAN) 9:09
3. EDMONTON SMYTH (HEMSKY, SPACEK) 17:45 (GWG)

Penalties: Hedican (Car) (interference) 2:42.

Goalies: C.Ward (Car), Markkanen (Edm)

Shots:	Car	6	-	8	-	11	25
	Edm	9	-	11	-	10	30

Referees: Paul Devorski, Mick McGeough

Linesmen: Jean Morin, Pierre Racicot

Game #4 - June 12, 2006 - Rexall Place - Carolina 2, Edmonton 1

CAROLINA: Craig Adams, Kevyn Adams, Rod Brind'Amour, Mike Commodore, Matt Cullen, Martin Gerber, Bret Hedican, Frantisek Kaberle, Andrew Ladd, Mark Recchi, Eric Staal, Cory Stillman, Josef Vasicek, Niclas Wallin, Aaron Ward, Cam Ward, Doug Weight, Glen Wesley, Ray Whitney, Justin Williams.

EDMONTON: Ty Conklin, Radek Dvorak, Matt Greene, Ales Hemsky, Shawn Horcoff, Georges Laraque, Jussi Markkanen, Ethan Moreau, Rem Murray, Michael Peca, Fernando Pisani, Chris Pronger, Sergei Samsonov, Jason Smith, Ryan Smyth, Jaroslav Spacek, Steve Staios, Jarret Stoll, Dick Tarnstrom, Raffi Torres.

First Period

1. EDMONTON SAMSONOV (DVORAK, STOLL) 8:40
2. CAROLINA STILLMAN (KABERLE, STAAL) 9:09 (PPG)

Penalties: Torres (Edm) (tripping) 8:57, Ladd (Car) (tripping) 10:04, Whitney (Car) (hooking) 13:08, Whitney (Car) (hooking) 15:35, A.Ward (Car) (high-sticking) 16:23, Stoll (Edm) (interference) 19:20.

Second Period

3. CAROLINA RECCHI (STAAL, STILLMAN) 15:56 (GWG)
Penalties: Pronger (Edm) (holding) 3:24, Hedican (Car) (roughing) 8:54, Greene (Edm) (holding) 18:05, Williams (Car) (holding) 18:35, Pronger (Edm) (cross-checking) 19:27.

Third Period

No scoring.

Penalties: Smith (Edm) (hooking) 15:22.

Goalies: C.Ward (Car), Markkanen (Edm)

Shots:	Car	4	-	11	-	5	20
	Edm	8	-	8	-	5	21

Referees: Bill McCreary, Brad Watson

Linesmen: Greg Devorski, Jay Sharrers

Game #5 - June 14, 2006 - RBC Center - Edmonton 4, Carolina 3

EDMONTON: Ty Conklin, Radek Dvorak, Matt Greene, Todd Harvey, Ales Hemsky, Shawn Horcoff, Jussi Markkanen, Ethan Moreau, Rem Murray, Michael Peca, Fernando Pisani, Chris Pronger, Sergei Samsonov, Jason Smith, Ryan Smyth, Jaroslav Spacek, Steve Staios, Jarret Stoll, Dick Tarnstrom, Raffi Torres.

CAROLINA: Craig Adams, Kevyn Adams, Rod Brind'Amour, Mike Commodore, Matt Cullen, Martin Gerber, Bret Hedican, Frantisek Kaberle, Andrew Ladd, Mark Recchi, Eric Staal, Cory Stillman, Josef Vasicek, Niclas Wallin, Aaron Ward, Cam Ward, Doug Weight, Glen Wesley, Ray Whitney, Justin Williams.

First Period

1. EDMONTON PISANI (PRONGER, TORRES) 0:16
2. CAROLINA STAAL (WEIGHT, HEDICAN) 5:54 (PPG)
3. CAROLINA WHITNEY (STAAL, RECCHI) 10:16 (PPG)
4. EDMONTON HEMSKY (TARNSTROM, STAIOS) 13:25 (PPG)
5. EDMONTON PECA (HEMSKY, PRONGER) 19:42

Penalties: Hemsky (Edm) (tripping) 2:27, Greene (Edm) (hooking) 5:03, Greene (Edm) (holding) 9:06, Cullen (Car) (hooking) 11:40, Spacek (Edm) (high-sticking) 14:42, C.Adams (Car) (hooking) 17:17, Tarnstrom (Edm) (interference) 18:46, Commodore (Car) (goaltender interference) 19:13.

Second Period

6. CAROLINA STAAL (WHITNEY, STILLMAN) 9:56 (PPG)
Penalties: Hedican (Car) (interference) 2:43, Stoll (Edm) (hooking) 4:11, Staios (Edm) (hooking) 8:20, Brind'Amour (Car) (high-sticking) 15:32.

Third Period

No scoring.

Penalties: Commodore (Car) (holding) 4:23, Vasicek (Car) (hooking) 7:53.

First Overtime

7. EDMONTON PISANI (unassisted) 3:31 (SHG,GWG)
Penalties: Staios (Edm) (tripping) 3:03.

Goalies: Markkanen (Edm), C.Ward (Car)

Shots:	Edm	10	-	7	-	5	-	7	29
	Car	14	-	8	-	2	-	0	24

Referees: Paul Devorski, Mick McGeough

Linesmen: Jean Morin, Pierre Racicot

Game #6 - June 17, 2006 - Rexall Place - Edmonton 4, Carolina 0

CAROLINA: Craig Adams, Kevyn Adams, Rod Brind'Amour, Erik Cole, Mike Commodore, Matt Cullen, Martin Gerber, Bret Hedican, Frantisek Kaberle, Andrew Ladd, Mark Recchi, Eric Staal, Cory Stillman, Josef Vasicek, Niclas Wallin, Aaron Ward, Cam Ward, Glen Wesley, Ray Whitney, Justin Williams.

EDMONTON: Ty Conklin, Radek Dvorak, Matt Greene, Todd Harvey, Ales Hemsky, Shawn Horcoff, Jussi Markkanen, Ethan Moreau, Rem Murray, Michael Peca, Fernando Pisani, Chris Pronger, Sergei Samsonov, Jason Smith, Ryan Smyth, Jaroslav Spacek, Steve Staios, Jarret Stoll, Dick Tarnstrom, Raffi Torres.

First Period

No scoring.

Penalties: Staios (Edm) (interference) 1:09, Hedican (Car) (roughing) 6:02, Hedican (Car) (roughing) 11:41, Pisani (Edm) (hooking) 19:25.

Second Period

1.	EDMONTON	PISANI (HEMSKY, SPACEK)	1:45 (PPG,GWG)
2.	EDMONTON	TORRES (STAIOS, PISANI)	9:54

Penalties: Carolina bench (too many men) 1:08, Wesley (Car) (roughing) 3:14, Stillman (Car) (hooking), Spacek (Edm) (diving) 5:48, Hedican (Car) (tripping) 10:22, Tarnstrom (Edm) (interference) 15:59, Smith (Edm) (interference) 18:22.

Third Period

3.	EDMONTON	SMYTH (PECA, SPACEK)	3:04 (PPG)
4.	EDMONTON	HORCOFF (DVORAK, TARNSTROM)	13:05 (PPG)

Penalties: Whitney (Car) (holding) 2:46, Carolina bench (too many men) 4:11, Greene (Edm) (interference) 9:29, Whitney (Car) (hooking) 11:11, Cullen (Car) (roughing) 15:04, Edmonton bench (too many men) 15:41.

Goalies: C.Ward (Car), Markkanen (Edm)

Shots:	Car	3	-	4	-	9	16
	Edm	10	-	11	-	13	34

Referees: Bill McCreary, Brad Watson

Linesmen: Greg Devorski, Jay Sharrers

Game #7 - June 19, 2006 - RBC Center - Carolina 3, Edmonton 1

EDMONTON: Ty Conklin, Radek Dvorak, Matt Greene, Todd Harvey, Ales Hemsky, Shawn Horcoff, Jussi Markkanen, Ethan Moreau, Rem Murray, Michael Peca, Fernando Pisani, Chris Pronger, Sergei Samsonov, Jason Smith, Ryan Smyth, Jaroslav Spacek, Steve Staios, Jarret Stoll, Dick Tarnstrom, Raffi Torres.

CAROLINA: Craig Adams, Kevyn Adams, Rod Brind'Amour, Erik Cole, Mike Commodore, Matt Cullen, Martin Gerber, Bret Hedican, Frantisek Kaberle, Andrew Ladd, Chad Larose, Mark Recchi, Eric Staal, Cory Stillman, Niclas Wallin, Aaron Ward, Cam Ward, Glen Wesley, Ray Whitney, Justin Williams.

First Period

1.	CAROLINA	A.WARD (RECCHI, CULLEN)	1:26
----	----------	-------------------------	------

Penalties: Staal (Car) (goaltender interference) 3:17, Spacek (Edm) (holding) 11:03, Greene (Edm) (interference) 17:33, Moreau (Edm) (high-sticking) 19:55.

Second Period

2.	CAROLINA	KABERLE (STILLMAN, CULLEN)	4:18 (PPG,GWG)
----	----------	----------------------------	----------------

Penalties: Spacek (Edm) (holding) 4:10, Wallin (Car) (hooking) 16:16, A.Ward (Car) (delay of game - puck over glass) 16:21, Smyth (Edm) (hooking) 17:21.

Third Period

3.	EDMONTON	PISANI (MURRAY, TORRES)	1:03
4.	CAROLINA	WILLIAMS (STAAL, HEDICAN)	18:59 (ENG)

Penalties: Hedican (Car) (roughing) 12:38, Smyth (Edm), Williams (Car) (roughing) 19:39.

Goalies: Markkanen (Edm), C.Ward (Car)

Shots:	Edm	5	-	8	-	10	23
	Car	10	-	11	-	6	27

Referees: Bill McCreary, Brad Watson

Linesmen: Greg Devorski, Jay Sharrers

CAROLINA HURRICANES WIN SERIES 4-3**2004****TAMPA BAY LIGHTNING - CALGARY FLAMES****Game #1 - May 25, 2004 - St. Pete Times Forum - Calgary 4, Tampa Bay 1**

CALGARY: Chris Clark, Mike Commodore, Craig Conroy, Shean Donovan, Andrew Ference, Martin Gelinas, Jarome Iginla, Miikka Kiprusoff, Chuck Kobasew, Jordan Leopold, Dave Lowry, Steve Montador, Ville Nieminen, Marcus Nilson, Robyn Regehr, Oleg Saprykin, Chris Simon, Rhett Warrener, Stephane Yelle.

TAMPA BAY: Dmitry Afanasev, Dave Andreychuk, Dan Boyle, Jassen Cullimore, Chris Dingman, Ruslan Fedotenko, Nikolai Khabibulin, Pavel Kubina, Vincent Lecavalier, Brad Lukowich, Fredrik Modin, Nolan Pratt, Brad Richards, Andre Roy, Martin St. Louis, Cory Sarich, Cory Stillman, Darryl Sydor, Tim Taylor.

First Period

1.	CALGARY	GELINAS (CONROY, FERENCE)	3:02
----	---------	---------------------------	------

Penalties: Yelle (Cgy) (interference) 11:32, Kubina (TB) (holding) 18:52.

Second Period

2.	CALGARY	IGINLA (unassisted)	15:21 (SHG,GWG)
3.	CALGARY	YELLE (unassisted)	18:08

Penalties: Regehr (Cgy) (holding) 9:22, Ference (Cgy) (hooking) 14:48.

Third Period

4.	TAMPA BAY	ST. LOUIS (RICHARDS, BOYLE)	4:13 (PPG)
5.	CALGARY	SAPRYKIN (REGEHR)	19:40 (PPG)

Penalties: Nieminen (Cgy) (roughing) 3:05, Donovan (Cgy), Stillman (TB), Roy (TB) (roughing) 4:30, Saprykin (Cgy) (unsportsmanlike conduct) 7:55, Fedotenko (TB) (roughing) 17:50, St. Louis (TB) (high-sticking) 19:06.

Goalies: Kiprusoff (Cgy), Khabibulin (TB)

Shots:	Cgy	5	-	10	-	4	-	19
	TB	10	-	8	-	6	-	24

Referees: Bill McCreary, Stephen Walkom

Linesmen: Scott Driscoll, Brian Murphy

Game #2 - May 27, 2004 - St. Pete Times Forum - Tampa Bay 4, Calgary 1

CALGARY: Chris Clark, Mike Commodore, Craig Conroy, Shean Donovan, Andrew Ference, Martin Gelinas, Jarome Iginla, Miikka Kiprusoff, Chuck Kobasew, Jordan Leopold, Dave Lowry, Steve Montador, Ville Nieminen, Marcus Nilson, Robyn Regehr, Oleg Saprykin, Chris Simon, Rhett Warrener, Stephane Yelle.

TAMPA BAY: Dmitry Afanasev, Dave Andreychuk, Dan Boyle, Jassen Cullimore, Chris Dingman, Ruslan Fedotenko, Nikolai Khabibulin, Pavel Kubina, Vincent Lecavalier, Brad Lukowich, Fredrik Modin, Nolan Pratt, Brad Richards, Andre Roy, Martin St. Louis, Cory Sarich, Cory Stillman, Darryl Sydor, Tim Taylor.

First Period

1.	TAMPA BAY	FEDOTENKO (CULLIMORE, LECAVALIER)	7:10
----	-----------	-----------------------------------	------

Penalties: Roy (TB) (interference) 2:00, Afanasev (TB) (boarding) 7:58, Lowry (Cgy) (obstruction-hooking) 10:21, Lecavalier (TB) (high-sticking) 13:33, Donovan (Cgy) (holding) 15:04, Tampa Bay bench (too many men) 16:59.

Second Period

No scoring.

Penalties: Modin (TB) (obstruction-hooking) 0:53, Saprykin (Cgy) (goaltender interference) 19:22.

Third Period

2.	TAMPA BAY	RICHARDS (ANDREYCHUK, ST. LOUIS)	2:51 (GWG)
3.	TAMPA BAY	BOYLE (RICHARDS, MODIN)	4:00
4.	TAMPA BAY	ST. LOUIS (LECAVALIER, ANDREYCHUK)	5:58 (PPG)
5.	CALGARY	NIEMINEN (DONOVAN, REGEHR)	12:21 (PPG)

Penalties: Yelle (Cgy) (cross-checking) 0:37, Simon (Cgy) (cross-checking), Clark (Cgy), Kobasew (Cgy), Boyle (TB), Richards (TB) (roughing), Ference (Cgy) (unsportsmanlike conduct, fighting), Stillman (TB) (fighting) 5:50, Simon (Cgy) (instigator, fighting, misconduct), Dingman (TB) (roughing-double minor, misconduct, game misconduct), Roy (TB) (fighting) 8:31, Taylor (TB) (holding) 10:35, Kobasew (Cgy) (interference) 14:27, Regehr (Cgy) (holding) 15:13, Gelinas (Cgy) (checking from behind-major, game misconduct) 19:48, Kobasew (Cgy), Roy (TB), Kubina (TB) (misconduct) 20:00.

Goalies: Kiprusoff (Cgy), Khabibulin (TB)

Shots:	Cgy	6	-	9	-	4	-	19
	TB	8	-	10	-	13	-	31

Referees: Stephen Walkom, Brad Watson

Linesmen: Brian Murphy, Ray Scapinello

Game #3 - May 29, 2004 - Pengrowth Saddledome - Calgary 3, Tampa Bay 0

TAMPA BAY: Dimitry Afanasev, Dave Andreychuk, Dan Boyle, Jassen Cullimore, Chris Dingman, Ruslan Fedotenko, Nikolai Khabibulin, Pavel Kubina, Vincent Lecavalier, Brad Lukowich, Fredrik Modin, Nolan Pratt, Brad Richards, Andre Roy, Martin St. Louis, Cory Sarich, Cory Stillman, Darryl Sydor, Tim Taylor.

CALGARY: Chris Clark, Mike Commodore, Craig Conroy, Shean Donovan, Andrew Ference, Martin Gelinas, Jarome Iginla, Miikka Kiprusoff, Chuck Kobasew, Jordan Leopold, Steve Montador, Ville Nieminen, Marcus Nilson, Krzysztof Oliwa, Robyn Regehr, Oleg Saprykin, Chris Simon, Rhett Warrener, Stephane Yelle.

First Period

No scoring.

Penalties: Gelinas (Cgy) (elbowing) 0:21, Lukowich (TB) (cross-checking) 3:50, Lecavalier (TB), Iginla (Cgy) (fighting) 6:17, Clark (Cgy) (tripping) 7:10, Boyle (TB) (hooking) 9:36, Gelinas (Cgy) (holding the stick) 17:03.

Second Period

1.	CALGARY	SIMON (IGINLA, LEOPOLD)	13:53 (PPG, GWG)
2.	CALGARY	DONOVAN (unassisted)	17:09

Penalties: Lukowich (TB) (slashing) 13:03.

Third Period

3.	CALGARY	IGINLA (REGEHR, SIMON)	18:28 (PPG)
----	---------	------------------------	-------------

Penalties: Donovan (Cgy) (holding) 4:05, Sarich (TB) (slashing) 17:23, Sarich (TB) (misconduct) 19:16.

Goalies: Khabibulin (TB), Kiprusoff (Cgy)

Shots:	TB	5	-	6	-	10	-	21
	Cgy	2	-	10	-	4	-	18

Referees: Kerry Fraser, Bill McCreary
Linesmen: Scott Driscoll, Mark Wheler

Game #4 - May 31, 2004 - Pengrowth Saddledome - Tampa Bay 1, Calgary 0

TAMPA BAY: Dimitry Afanasev, Dave Andreychuk, Dan Boyle, Martin Cibak, Ben Clymer, Jassen Cullimore, Chris Dingman, Nikolai Khabibulin, Vincent Lecavalier, Brad Lukowich, Fredrik Modin, Nolan Pratt, Brad Richards, Andre Roy, Martin St. Louis, Cory Sarich, Cory Stillman, Darryl Sydor, Tim Taylor.

CALGARY: Chris Clark, Mike Commodore, Craig Conroy, Shean Donovan, Andrew Ference, Martin Gelinas, Jarome Iginla, Miikka Kiprusoff, Chuck Kobasew, Jordan Leopold, Steve Montador, Ville Nieminen, Marcus Nilson, Krzysztof Oliwa, Robyn Regehr, Oleg Saprykin, Chris Simon, Rhett Warrener, Stephane Yelle.

First Period

1.	TAMPA BAY	RICHARDS (ANDREYCHUK, BOYLE)	2:48 (PPG, GWG)
----	-----------	------------------------------	-----------------

Penalties: Clark (Cgy) (cross-checking), Commodore (Cgy) (holding) 1:52, Lecavalier (TB) (tripping) 7:50, Afanasev (TB) (elbowing) 12:52, Kobasew (Cgy) (holding) 16:40.

Second Period

No scoring.

Penalties: Oliwa (Cgy) (holding) 5:07.

Third Period

No scoring.

Penalties: Nieminen (Cgy) (boarding-major, game misconduct) 15:47.

Goalies: Khabibulin (TB), Kiprusoff (Cgy)

Shots:	TB	12	-	7	-	5	-	24
	Cgy	12	-	5	-	12	-	29

Referees: Kerry Fraser, Brad Watson
Linesmen: Brian Murphy, Mark Wheler

Game #5 - June 3, 2004 - St. Pete Times Forum - Calgary 3, Tampa Bay 2

CALGARY: Chris Clark, Craig Conroy, Shean Donovan, Andrew Ference, Martin Gelinas, Jarome Iginla, Miikka Kiprusoff, Chuck Kobasew, Jordan Leopold, Dave Lowry, Toni Lydman, Steve Montador, Marcus Nilson, Krzysztof Oliwa, Robyn Regehr, Oleg Saprykin, Chris Simon, Rhett Warrener, Stephane Yelle.

TAMPA BAY: Dimitry Afanasev, Dave Andreychuk, Dan Boyle, Martin Cibak, Ben Clymer, Jassen Cullimore, Chris Dingman, Ruslan Fedotenko, Nikolai Khabibulin, Pavel Kubina, Vincent Lecavalier, Fredrik Modin, Nolan Pratt, Brad Richards, Andre Roy, Martin St. Louis, Cory Sarich, Darryl Sydor, Tim Taylor.

First Period

1.	CALGARY	GELINAS (LYDMAN, MONTADOR)	2:13 (PPG)
2.	TAMPA BAY	ST. LOUIS (CIBAK, DINGMAN)	19:26

Penalties: Modin (TB) (high-sticking) 1:43, Lowry (Cgy) (interference) 8:41, Roy (TB) (roughing) 13:18.

Second Period

3.	CALGARY	IGINLA (unassisted)	15:10
----	---------	---------------------	-------

Penalties: none.

Third Period

4.	TAMPA BAY	MODIN (RICHARDS, ANDREYCHUK)	0:37 (PPG)
----	-----------	------------------------------	------------

Penalties: Warrener (Cgy) (holding the stick) 0:31.

First Overtime

5.	CALGARY	SAPRYKIN (IGINLA, NILSON)	14:40 (GWG)
----	---------	---------------------------	-------------

Penalties: none.

Goalies: Kiprusoff (Cgy), Khabibulin (TB)

Shots:	Cgy	11	-	14	-	4	-	7	-	36
	TB	9	-	3	-	8	-	8	-	28

Referees: Bill McCreary, Stephen Walkom
Linesmen: Scott Driscoll, Ray Scapinello

Game #6 - June 5, 2004 - Pengrowth Saddledome - Tampa Bay 3, Calgary 2

TAMPA BAY: Dimitry Afanasev, Dave Andreychuk, Dan Boyle, Martin Cibak, Ben Clymer, Jassen Cullimore, Chris Dingman, Ruslan Fedotenko, Nikolai Khabibulin, Pavel Kubina, Vincent Lecavalier, Fredrik Modin, Nolan Pratt, Brad Richards, Martin St. Louis, Cory Sarich, Cory Stillman, Darryl Sydor, Tim Taylor.

CALGARY: Chris Clark, Craig Conroy, Andrew Ference, Martin Gelinas, Jarome Iginla, Miikka Kiprusoff, Chuck Kobasew, Jordan Leopold, Dave Lowry, Toni Lydman, Steve Montador, Ville Nieminen, Marcus Nilson, Krzysztof Oliwa, Robyn Regehr, Oleg Saprykin, Chris Simon, Rhett Warrener, Stephane Yelle.

First Period

No scoring.

Penalties: Andreychuk (TB) (elbowing), Ference (Cgy) (hooking) 11:59, Sarich (TB) (interference) 16:34, Fedotenko (TB) (interference) 19:01.

Second Period

1.	TAMPA BAY	RICHARDS (ST. LOUIS, FEDOTENKO)	4:17 (PPG)
2.	CALGARY	CLARK (YELLE, NIEMINEN)	9:05
3.	TAMPA BAY	RICHARDS	10:52 (PPG)
4.	CALGARY	NILSON (SAPRYKIN, FERENCE)	17:49

Penalties: Leopold (Cgy) (interference) 2:34, Conroy (Cgy) (obstruction - hooking) 9:25.

Third Period

No scoring.

Penalties: Conroy (Cgy) (hooking) 0:45, Simon (Cgy) (cross-checking) 8:38, Cullimore (TB) (interference) 11:18.

First Overtime

No scoring.

Penalties: none.

Second Overtime

5.	TAMPA BAY	ST. LOUIS (RICHARDS, TAYLOR)	0:33 (GWG)
----	-----------	------------------------------	------------

Penalties: none.

Goalies: Khabibulin (TB), Kiprusoff (Cgy)

Shots:	TB	6	-	5	-	7	-	7	-	2	-	27
	Cgy	6	-	13	-	7	-	7	-	0	-	33

Referees: Bill McCreary, Stephen Walkom
Linesmen: Ray Scapinello, Mark Wheler

Game #7 - June 7, 2004 - St. Pete Times Forum - Tampa Bay 2, Calgary 1

CALGARY: Chris Clark, Craig Conroy, Andrew Ference, Martin Gelinas, Jarome Iginla, Miikka Kiprusoff, Chuck Kobasew, Jordan Leopold, Dave Lowry, Toni Lydman, Steve Montador, Ville Nieminen, Marcus Nilson, Krzysztof Oliwa, Robyn Regehr, Oleg Saprykin, Chris Simon, Rhett Warrener, Stephane Yelle.

TAMPA BAY: Dimitry Afanasev, Dave Andreychuk, Dan Boyle, Martin Cibak, Ben Clymer, Jassen Cullimore, Chris Dingman, Ruslan Fedotenko, Nikolai Khabibulin, Pavel Kubina, Vincent Lecavalier, Fredrik Modin, Nolan Pratt, Brad Richards, Martin St. Louis, Cory Sarich, Cory Stillman, Darryl Sydor, Tim Taylor.

First Period

1. TAMPA BAY FEDOTENKO (RICHARDS, MODIN) 13:31 (PPG)
Penalties: Nilson (Cgy) (slashing) 1:10, Saprykin (Cgy) (tripping) 11:59, Cullimore (TB) (interference) 19:42.

Second Period

2. TAMPA BAY FEDOTENKO (LECAVALIER, STILLMAN) 14:38 (GWG)
Penalties: Gelinas (Cgy) (boarding) 4:16, Clark (Cgy) (tripping) 18:46.

Third Period

3. CALGARY CONROY (LEOPOLD) 9:21 (PPG)
Penalties: Pratt (TB) (interference) 8:50, Ference (Cgy) (charging) 18:59, Andreychuk (TB) (tripping) 19:37.

Goalies: Kiprusoff (Cgy), Khabibulin (TB)

Shots:	Cgy	3	-	4	-	10	-	17
	TB	6	-	4	-	5	-	15

Referees: Kerry Fraser, Bill McCreary
Linesmen: Brian Murphy, Mark Wheler

TAMPA BAY LIGHTNING WIN SERIES 4-3

2003

NEW JERSEY DEVILS - ANAHEIM MIGHTY DUCKS

Game #1 - May 27, 2003 - Continental Airlines Arena - New Jersey 3, Anaheim 0

ANAHEIM: Dan Bylsma, Keith Carney, Stanislav Chistov, Marc Chouinard, Jean-Sebastien Giguere, Niclas Havelid, Paul Kariya, Jason Krog, Mike Leclerc, Rob Niedermayer, Adam Oates, Sandis Ozolinsh, Samuel Pahlsson, Steve Rucchin, Ruslan Salei, Kurt Sauer, Petr Sykora, Steve Thomas, Vitaly Vishnevski.

NEW JERSEY: Tommy Albelin, Jiri Bicek, Martin Brodeur, Sergei Brylin, Patrik Elias, Jeff Friesen, Brian Gionta, Scott Gomez, Jamie Langenbrunner, John Madden, Grant Marshall, Jim McKenzie, Scott Niedermayer, Jay Pandolfo, Brian Rafalski, Pascal Rheume, Scott Stevens, Oleg Tverdovsky, Colin White.

First Period

No scoring.
Penalties: McKenzie (NJ) (charging) 9:17, White (NJ) (cross-checking) 14:01, Carney (Ana) (roughing) 18:10.

Second Period

1. NEW JERSEY FRIESEN (BRYLIN, GIONTA) 1:45 (GWG)
Penalties: none.

Third Period

2. NEW JERSEY MARSHALL (ELIAS, GOMEZ) 5:34
3. NEW JERSEY FRIESEN (WHITE, BRODEUR) 19:38
Penalties: none.

Goalies: Giguere (Ana), Brodeur (NJ)

Shots:	Ana	4	-	4	-	8	-	16
	NJ	6	-	15	-	9	-	30

Referees: Dan Marouelli, Brad Watson
Linesmen: Brian Murphy, Tim Nowak

Game #2 - May 29, 2003 - Continental Airlines Arena - New Jersey 3, Anaheim 0

ANAHEIM: Dan Bylsma, Keith Carney, Stanislav Chistov, Marc Chouinard, Jean-Sebastien Giguere, Niclas Havelid, Paul Kariya, Jason Krog, Mike Leclerc, Rob Niedermayer, Adam Oates, Sandis Ozolinsh, Samuel Pahlsson, Steve Rucchin, Ruslan Salei, Kurt Sauer, Petr Sykora, Steve Thomas, Vitaly Vishnevski.

NEW JERSEY: Tommy Albelin, Jiri Bicek, Martin Brodeur, Sergei Brylin, Patrik Elias, Jeff Friesen, Brian Gionta, Scott Gomez, Jamie Langenbrunner, John Madden, Grant Marshall, Jim McKenzie, Scott Niedermayer, Jay Pandolfo, Brian Rafalski, Pascal Rheume, Scott Stevens, Oleg Tverdovsky, Colin White.

First Period

No scoring.
Penalties: Pahlsson (Ana) (obstruction-interference) 6:10, Leclerc (Ana) (hooking) 18:24.

Second Period

1. NEW JERSEY ELIAS (TVERDOVSKY, GOMEZ) 4:42 (PPG,GWG)
2. NEW JERSEY GOMEZ (TVERDOVSKY, ELIAS) 12:11
Penalties: Elias (NJ) (holding the stick) 2:23, Sykora (Ana) (holding) 3:19.

Third Period

3. NEW JERSEY FRIESEN (GIONTA, NIEDERMAYER) 4:22
Penalties: Carney (Ana) (high-sticking) 0:27, McKenzie (NJ) (interference) 8:29, Stevens (NJ) (holding) 19:19.

Goalies: Giguere (Ana), Brodeur (NJ)

Shots:	Ana	7	-	2	-	7	-	16
	NJ	7	-	6	-	12	-	25

Referees: Paul Devorski, Bill McCreary
Linesmen: Brian Murphy, Tim Nowak

Game #3 - May 31, 2003 - Arrowhead Pond - Anaheim 3, New Jersey 2 (OT)

NEW JERSEY: Tommy Albelin, Jiri Bicek, Martin Brodeur, Sergei Brylin, Patrik Elias, Jeff Friesen, Brian Gionta, Scott Gomez, Jamie Langenbrunner, John Madden, Grant Marshall, Jim McKenzie, Scott Niedermayer, Jay Pandolfo, Brian Rafalski, Pascal Rheume, Scott Stevens, Oleg Tverdovsky, Colin White.

ANAHEIM: Dan Bylsma, Keith Carney, Stanislav Chistov, Marc Chouinard, Jean-Sebastien Giguere, Niclas Havelid, Paul Kariya, Jason Krog, Mike Leclerc, Rob Niedermayer, Adam Oates, Sandis Ozolinsh, Samuel Pahlsson, Steve Rucchin, Ruslan Salei, Kurt Sauer, Petr Sykora, Steve Thomas, Vitaly Vishnevski.

First Period

No scoring.
Penalties: Thomas (Ana) (cross-checking) 0:15, Leclerc (Ana) (slashing) 3:58, Brylin (NJ) (holding the stick), Salei (Ana) (obstruction - hooking) 8:04, Rafalski (NJ) (hooking) 18:29.

Second Period

1. ANAHEIM CHOUINARD (OZOLINSH) 3:39
2. NEW JERSEY ELIAS (LANGENBRUNNER, RAFALSKI) 14:02
3. ANAHEIM OZOLINSH (GIGUERE) 14:47
Penalties: Sykora (Ana) (hooking) 19:31.

Third Period

4. NEW JERSEY GOMEZ (MARSHALL, ELIAS) 9:11
Penalties: Salei (Ana) (hooking) 3:15, Gionta (NJ) (slashing) 10:35.

First Overtime

5. ANAHEIM SALEI (OATES) 6:59 (GWG)
Penalties: none.

Goalies: Brodeur (NJ), Giguere (Ana)

Shots:	NJ	8	-	12	-	8	-	3	31
	Ana	9	-	9	-	10	-	5	33

Referees: Dan Marouelli, Bill McCreary
Linesmen: Brad Lazarowich, Mark Wheler

Game #4 - June 2, 2003 - Arrowhead Pond - Anaheim 1, New Jersey 0 (OT)

NEW JERSEY: Tommy Albelin, Jiri Bicek, Martin Brodeur, Sergei Brylin, Patrik Elias, Jeff Friesen, Brian Gionta, Scott Gomez, Jamie Langenbrunner, John Madden, Grant Marshall, Scott Niedermayer, Jay Pandolfo, Brian Rafalski, Pascal Rheaume, Michael Rupp, Scott Stevens, Oleg Tverdoksky, Colin White.

ANAHEIM: Dan Bylsma, Keith Carney, Stanislav Chistov, Marc Chouinard, Jean-Sebastien Giguere, Niclas Havelid, Paul Kariya, Jason Krog, Mike Leclerc, Rob Niedermayer, Adam Oates, Sandis Ozolinsh, Samuel Pahlsson, Steve Rucchin, Ruslan Salei, Kurt Sauer, Petr Sykora, Steve Thomas, Vitaly Vishhnevski.

First Period

No scoring.

Penalties: Sauer (Ana) (interference) 5:54, Niedermayer (NJ) (holding) 7:15, Bylsma (Ana) (goaltender interference) 16:46.

Second Period

No scoring.

Penalties: Niedermayer (Ana) (hooking) 8:50.

Third Period

No scoring.

Penalties: none.

First Overtime

5. ANAHEIM THOMAS (PAHLSSON, OZOLINSH) 0:39 (GWG)

Penalties: none.

Goalies: Brodeur (NJ), Giguere (Ana)

Shots:	NJ	10	-	8	-	7	-	1	26
	Ana	7	-	8	-	9	-	2	26

Referees: Dan Marouelli, Brad Watson

Linesmen: Brad Lazarowich, Mark Wheler

Game #5 - June 5, 2003 - Continental Airlines Arena - New Jersey 6, Anaheim 3

ANAHEIM: Dan Bylsma, Keith Carney, Stanislav Chistov, Marc Chouinard, Jean-Sebastien Giguere, Niclas Havelid, Paul Kariya, Jason Krog, Mike Leclerc, Rob Niedermayer, Adam Oates, Sandis Ozolinsh, Samuel Pahlsson, Steve Rucchin, Ruslan Salei, Kurt Sauer, Petr Sykora, Steve Thomas, Vitaly Vishhnevski.

NEW JERSEY: Tommy Albelin, Martin Brodeur, Sergei Brylin, Patrik Elias, Jeff Friesen, Brian Gionta, Scott Gomez, Jamie Langenbrunner, John Madden, Grant Marshall, Scott Niedermayer, Jay Pandolfo, Brian Rafalski, Pascal Rheaume, Michael Rupp, Scott Stevens, Turner Stevenson, Oleg Tverdoksky, Colin White.

First Period

1.	ANAHEIM	SYKORA (OATES)	0:42
2.	NEW JERSEY	RHEAUME (STEVENSON, BRYLIN)	3:35
3.	NEW JERSEY	ELIAS (RAFALSKI, GOMEZ)	7:45 (PPG)
4.	ANAHEIM	RUCCHIN (SYKORA, KARIYA)	12:50

Penalties: Oates (Ana), Niedermayer (NJ) (roughing) 4:34, Carney (Ana) (tripping) 7:03, Stevenson (NJ) (roughing) 14:34, Leclerc (Ana) (roughing) 17:50.

Second Period

5.	NEW JERSEY	GIONTA (PANDOLFO, NIEDERMAYER)	3:12
6.	ANAHEIM	PAHLSSON (NIEDERMAYER, CARNEY)	6:35
7.	NEW JERSEY	PANDOLFO (GIONTA, STEVENS)	9:02 (GWG)

Penalties: Oates (Ana) (high-sticking) 0:18, Chistov (Ana) (high-sticking) 6:39.

Third Period

8.	NEW JERSEY	LANGENBRUNNER (RUPP, NIEDERMAYER)	5:39
9.	NEW JERSEY	LANGENBRUNNER (GIONTA)	12:52

Penalties: Salei (Ana), Marshall (NJ) (roughing) 11:52.

Goalies: Giguere (Ana), Brodeur (NJ)

Shots:	Ana	12	-	7	-	4	23
	NJ	11	-	13	-	13	37

Referees: Paul Devorski, Bill McCreary

Linesmen: Brian Murphy, Tim Nowak

Game #6 - June 7, 2003 - Arrowhead Pond - Anaheim 5, New Jersey 2

NEW JERSEY: Tommy Albelin, Martin Brodeur, Sergei Brylin, Patrik Elias, Jeff Friesen, Brian Gionta, Scott Gomez, Jamie Langenbrunner, John Madden, Grant Marshall, Scott Niedermayer, Jay Pandolfo, Brian Rafalski, Pascal Rheaume, Michael Rupp, Corey Schwab, Scott Stevens, Turner Stevenson, Oleg Tverdoksky, Colin White.

ANAHEIM: Dan Bylsma, Keith Carney, Stanislav Chistov, Marc Chouinard, Jean-Sebastien Giguere, Niclas Havelid, Paul Kariya, Jason Krog, Mike Leclerc, Rob Niedermayer, Adam Oates, Sandis Ozolinsh, Samuel Pahlsson, Steve Rucchin, Ruslan Salei, Kurt Sauer, Petr Sykora, Steve Thomas, Vitaly Vishhnevski.

First Period

1.	ANAHEIM	RUCCHIN (KARIYA, SYKORA)	4:26
2.	ANAHEIM	RUCCHIN (LECLERC, NIEDERMAYER)	13:42
3.	ANAHEIM	THOMAS (KARIYA, CARNEY)	15:59 (PPG, GWG)

Penalties: Elias (NJ) (interference) 8:55, Langenbrunner (NJ) (roughing-double minor), Salei (Ana) (roughing) 14:24, Kariya (Ana) (tripping) 18:39.

Second Period

4.	NEW JERSEY	PANDOLFO (MADDEN, GIONTA)	2:18
5.	ANAHEIM	KARIYA (SYKORA, OATES)	17:15

Penalties: Langenbrunner (NJ) (hooking) 6:26, Stevenson (NJ) (slashing) 18:27.

Third Period

6.	ANAHEIM	SYKORA (CHISTOV, HAVELID)	3:57 (PPG)
7.	NEW JERSEY	MARSHALL (RAFALSKI, ELIAS)	10:46 (PPG)

Penalties: Stevenson (NJ) (roughing-double minor) 1:15, Krog (Ana) (high-sticking) 6:26, Pahlsson (Ana) (tripping) 9:32, Rheaume (NJ) (dipping) 14:45, Marshall (NJ) (tripping) 18:51, White (NJ) (roughing), Thomas (Ana) (slashing) 19:59.

Goalies: Brodeur, Schwab (NJ), Giguere (Ana)

Shots:	NJ	9	-	10	-	9	28
	Ana	9	-	10	-	5	24

Referees: Dan Marouelli, Brad Watson

Linesmen: Brad Lazarowich, Mark Wheler

Game #7 - June 9, 2003 - Continental Airlines Arena - New Jersey 3, Anaheim 0

ANAHEIM: Dan Bylsma, Keith Carney, Stanislav Chistov, Marc Chouinard, Jean-Sebastien Giguere, Niclas Havelid, Paul Kariya, Jason Krog, Mike Leclerc, Rob Niedermayer, Adam Oates, Sandis Ozolinsh, Samuel Pahlsson, Steve Rucchin, Ruslan Salei, Kurt Sauer, Petr Sykora, Steve Thomas, Vitaly Vishhnevski.

NEW JERSEY: Tommy Albelin, Martin Brodeur, Sergei Brylin, Ken Daneyko, Patrik Elias, Jeff Friesen, Brian Gionta, Scott Gomez, Jamie Langenbrunner, John Madden, Grant Marshall, Scott Niedermayer, Jay Pandolfo, Brian Rafalski, Pascal Rheaume, Mike Rupp, Scott Stevens, Turner Stevenson, Colin White.

First Period

No scoring.

Penalties: Stevenson (NJ) (boarding) 17:31.

Second Period

1.	NEW JERSEY	RUPP (NIEDERMAYER, WHITE)	2:22 (GWG)
2.	NEW JERSEY	FRIESEN (RUPP, NIEDERMAYER)	12:18

Penalties: Niedermayer (Ana) (interference) 3:58.

Third Period

3.	NEW JERSEY	FRIESEN (RUPP, STEVENS)	16:16
----	------------	-------------------------	-------

Penalties: Leclerc (Ana) (cross-checking) 16:45.

Goalies: Giguere (Ana), Brodeur (NJ)

Shots:	Ana	5	-	9	-	10	24
	NJ	7	-	12	-	6	25

Referees: Dan Marouelli, Bill McCreary

Linesmen: Brad Lazarowich, Brian Murphy

NEW JERSEY DEVILS WIN SERIES 4-3

2002

DETROIT RED WINGS - CAROLINA HURRICANES

Game #1 - June 4, 2002 - Joe Louis Arena - Carolina 3, Detroit 2 (OT)

CAROLINA: Kevyn Adams, Bates Battaglia, Rod Brind'Amour, Erik Cole, Jeff Daniels, Ron Francis, Martin Gelinas, Bret Hedican, Sean Hill, Arturs Irbe, Sami Kapanen, Marek Malik, Jeff O'Neill, Jaroslav Svoboda, Josef Vasicek, Niclas Wallin, Aaron Ward, Glen Wesley, Tommy Westlund.

DETROIT: Chris Chelios, Mathieu Dandenault, Pavel Datsyuk, Boyd Devereaux, Kris Draper, Steve Duchesne, Sergei Fedorov, Jiri Fischer, Dominik Hasek, Tomas Holmstrom, Brett Hull, Igor Larionov, Nicklas Lidstrom, Kirk Maltby, Darren McCarty, Fredrik Olausson, Luc Robitaille, Brendan Shanahan, Steve Yzerman.

First Period

1. DETROIT FEDOROV (YZERMAN) 15:21 (PPG)
Penalties: Hedican (Car) (high-sticking) 8:03, Robitaille (Det) (tripping) 10:28, Hill (Car) (tripping) 11:15, Wesley (Car) (interference) 15:03.

Second Period

2. CAROLINA HILL (KAPANEN, FRANCIS) 3:30 (PPG)
3. DETROIT MALTBY (McCARTY) 10:39
4. CAROLINA O'NEILL (WARD) 19:10
Penalties: Carolina bench (too many men) 0:34, Larionov (Det) (high-sticking) 2:07, Draper (Det) (hooking) 2:44, Svoboda (Car) (high-sticking) 4:28, Wallin (Car) (roughing) 7:41, Dandenault (Det) (tripping) 12:12.

Third Period

No scoring.

Penalties: Devereaux (Det) (holding the stick) 5:49, Larionov (Det) (high-sticking) 12:17, Cole (Car) (hooking) 18:19.

First Overtime

5. CAROLINA FRANCIS (O'NEILL, KAPANEN) 0:58 (GWG)
Penalties: none.

Goalies: Irbe (Car), Hasek (Det)

Shots:	Car	7	-	13	-	5	-	1	26
	Det	8	-	12	-	5	-	0	25

Referees: Bill McCreary, Stephen Walkom

Linesmen: Brad Lazarowich, Brian Murphy

Game #2 - June 6, 2002 - Joe Louis Arena - Detroit 3, Carolina 1

CAROLINA: Kevyn Adams, Bates Battaglia, Rod Brind'Amour, Erik Cole, Jeff Daniels, Ron Francis, Martin Gelinas, Bret Hedican, Sean Hill, Arturs Irbe, Sami Kapanen, Marek Malik, Jeff O'Neill, Jaroslav Svoboda, Josef Vasicek, Niclas Wallin, Aaron Ward, Glen Wesley, Tommy Westlund.

DETROIT: Chris Chelios, Mathieu Dandenault, Pavel Datsyuk, Boyd Devereaux, Kris Draper, Steve Duchesne, Sergei Fedorov, Jiri Fischer, Dominik Hasek, Tomas Holmstrom, Brett Hull, Igor Larionov, Nicklas Lidstrom, Kirk Maltby, Darren McCarty, Fredrik Olausson, Luc Robitaille, Brendan Shanahan, Steve Yzerman.

First Period

1. DETROIT MALTBY (DRAPER, CHELIOS) 6:33 (SHG)
2. CAROLINA BRIND'AMOUR (unassisted) 14:47 (SHG)
Penalties: Draper (Det) (boarding) 1:25, Duchesne (Det) (holding) 5:21, Hill (Car) (slashing) 6:33, Svoboda (Car) (roughing) 14:03, Hill (Car) (holding) 16:23.

Second Period

No scoring.

Penalties: Battaglia (Car) (holding) 1:05, Duchesne (Det) (tripping) 3:55, Detroit bench (too many men) 7:23, Gelinas (Car) (interference) 10:10, Ward (Car) (holding) 18:03.

Third Period

3. DETROIT LIDSTROM (FEDOROV, YZERMAN) 14:52 (PPG,GWG)
4. DETROIT DRAPER (LIDSTROM, OLAUSSON) 15:05
Penalties: Fischer (Det) (high-sticking) 9:38, Gelinas (Car) (slashing) 14:00, Fischer (Det) (slashing) 17:15, Battaglia (Car) (charging) 17:45, Brind'Amour (Car), Cole (Car), McCarty (Det), Maltby (Det), Chelios (Det) (roughing) 19:33, Hull (Det) (tripping) 19:41.

Goalies: Irbe (Car), Hasek (Det)

Shots:	Car	7	-	4	-	6	17
	Det	9	-	8	-	13	30

Referees: Paul Devorski, Don Koharski

Linesmen: Brad Lazarowich, Jean Morin

Game #3 - June 8, 2002 - Entertainment and Sports Arena - Detroit 3, Carolina 2 (3 OT)

DETROIT: Chris Chelios, Mathieu Dandenault, Pavel Datsyuk, Boyd Devereaux, Kris Draper, Steve Duchesne, Sergei Fedorov, Jiri Fischer, Dominik Hasek, Tomas Holmstrom, Brett Hull, Igor Larionov, Nicklas Lidstrom, Kirk Maltby, Darren McCarty, Fredrik Olausson, Luc Robitaille, Brendan Shanahan, Steve Yzerman.

CAROLINA: Kevyn Adams, Bates Battaglia, Rod Brind'Amour, Erik Cole, Jeff Daniels, Ron Francis, Martin Gelinas, Bret Hedican, Sean Hill, Arturs Irbe, Sami Kapanen, Marek Malik, Jeff O'Neill, Jaroslav Svoboda, Josef Vasicek, Niclas Wallin, Aaron Ward, Glen Wesley, Tommy Westlund.

First Period

1. CAROLINA VASICEK (GELINAS, WESLEY) 14:49
Penalties: Brind'Amour (Car) (holding the stick) 1:45, Hedican (Car) (boarding) 3:32, O'Neill (Car) (boarding) 11:34, Lidstrom (Det) (tripping) 12:30, Devereaux (Det) (slashing) 19:15.

Second Period

2. DETROIT LARIONOV (HULL) 5:33
Penalties: Maltby (Det), Ward (Car) (unsportsmanlike conduct) 5:13, Chelios (Det) (interference) 8:12, Fedorov (Det), Hill (Car) (holding) 19:44.

Third Period

3. CAROLINA O'NEILL (FRANCIS) 7:34
4. DETROIT HULL (LIDSTROM, FEDOROV) 18:46
Penalties: Shanahan (Det), Vasicek (Car) (roughing) 5:25, Duchesne (Det) (holding) 9:58, Shanahan (Det), Hill (Car) (roughing) 19:01.

First Overtime

No scoring.

Penalties: Duchesne (Det), Svoboda (Car) (roughing) 18:23.

Second Overtime

No scoring.

Penalties: Cole (Car) (holding the stick) 8:35, Olausson (Det) (holding) 13:25.

Third Overtime

5. DETROIT LARIONOV (HOLMSTROM, DUCHESNE) 14:47 (GWG)
Penalties: none.

Goalies: Hasek (Det), Irbe (Car)

Shots:	Det	6	-	7	-	16	-	11	-	6	-	7	53
	Car	8	-	6	-	7	-	5	-	8	-	9	43

Referees: Bill McCreary, Stephen Walkom

Linesmen: Brian Murphy, Dan Schachte

Game #4 - June 10, 2002 - Entertainment and Sports Arena - Detroit 3, Carolina 0

DETROIT: Chris Chelios, Mathieu Dandenault, Pavel Datsyuk, Boyd Devereaux, Kris Draper, Steve Duchesne, Sergei Fedorov, Jiri Fischer, Dominik Hasek, Tomas Holmstrom, Brett Hull, Igor Larionov, Nicklas Lidstrom, Kirk Maltby, Darren McCarty, Fredrik Olausson, Luc Robitaille, Brendan Shanahan, Steve Yzerman.

CAROLINA: Kevyn Adams, Bates Battaglia, Rod Brind'Amour, Erik Cole, Jeff Daniels, Ron Francis, Martin Gelinas, Bret Hedican, Sean Hill, Arturs Irbe, Sami Kapanen, Marek Malik, Jeff O'Neill, Jaroslav Svoboda, Josef Vasicek, Niclas Wallin, Aaron Ward, Glen Wesley, Tommy Westlund.

First Period

No scoring.

Penalties: Wesley (Car) (hooking) 2:05, Fedorov (Det) (high-sticking), Cole (Car) (goaltender interference) 16:54.

Second Period

1. DETROIT HULL (DEVEREAUX, OLAUSSON) 6:32 (GWG)
Penalties: Robitaille (Det) (high-sticking) 9:06, Duchesne (Det) (holding the stick) 14:34.

Third Period

2. DETROIT LARIONOV (FISCHER, ROBITAILLE) 3:43
3. DETROIT SHANAHAN (FEDOROV, CHELIOS) 14:43
Penalties: Hill (Car) (boarding) 8:34.

Goalies: Hasek (Det), Irbe (Car)

Shots:	Det	10	-	6	-	11	27
	Car	6	-	7	-	4	17

Referees: Paul Devorski, Don Koharski

Linesmen: Jean Morin, Dan Schachte

Game #5 - June 13, 2002 - Joe Louis Arena - Detroit 3, Carolina 1

CAROLINA: Kevyn Adams, Bates Battaglia, Rod Brind'Amour, Erik Cole, Jeff Daniels, Ron Francis, Martin Gelin, Bret Hedican, Sean Hill, Arturs Irbe, Sami Kapanen, Marek Malik, Jeff O'Neill, Jaroslav Svoboda, Josef Vasicek, Niclas Wallin, Aaron Ward, Glen Wesley, Tommy Westlund.

DETROIT: Chris Chelios, Mathieu Dandenault, Pavel Datsyuk, Boyd Devereaux, Kris Draper, Steve Duchesne, Sergei Fedorov, Dominik Hasek, Tomas Holmstrom, Brett Hull, Igor Larionov, Nicklas Lidstrom, Kirk Maltby, Darren McCarty, Fredrik Olausson, Luc Robitaille, Brendan Shanahan, Jiri Slegr, Steve Yzerman.

First Period

No scoring.

Penalties: Carolina bench (too many men) 12:09.

Second Period

1.	DETROIT	HOLMSTROM (LARIONOV, CHELIOS)	4:07
2.	DETROIT	SHANAHAN (FEDOROV, YZERMAN)	14:04 (PPG, GWG)
3.	CAROLINA	O'NEILL (HILL, WESLEY)	18:50 (PPG)

Penalties: Slegr (Det) (holding) 6:00, Svoboda (Car) (roughing) 13:34, Cole (Car) (roughing) 16:15, Shanahan (Det) (hooking) 16:53.

Third Period

4.	DETROIT	SHANAHAN (YZERMAN)	19:15 (ENG)
----	---------	--------------------	-------------

Penalties: Fedorov (Det) (cross-checking) 5:23, Vasicek (Car) (interference) 8:12.

Goalies: Irbe (Car), Hasek (Det)

Shots:	Car	5	-	7	-	5	17
	Det	12	-	8	-	7	27

Referees: Bill McCreary, Stephen Walkom

Linesmen: Brad Lazarowich, Brian Murphy

DETROIT RED WINGS WIN SERIES 4-1**2001****COLORADO AVALANCHE – NEW JERSEY DEVILS****Game #1 - May 26, 2001 - Pepsi Center - Colorado 5, New Jersey 0**

NEW JERSEY: Jason Arnott, Martin Brodeur, Sergei Brylin, Ken Daneyko, Patrik Elias, Scott Gomez, Bobby Holik, John Madden, Randy McKay, Alexander Mogilny, Sergei Nemchinov, Scott Niedermayer, Sean O'Donnell, Jay Pandolfo, Brian Rafalski, Scott Stevens, Turner Stevenson, Petr Sykora, Colin White.

COLORADO: Rob Blake, Raymond Bourque, Greg De Vries, Chris Dingman, Chris Drury, Adam Foote, Milan Hejduk, Dan Hinote, Jon Klemm, Eric Messier, Ville Nieminen, Shjon Podein, Dave Reid, Steve Reinprecht, Patrick Roy, Joe Sakic, Martin Skoula, Alex Tanguay, Stephane Yelle.

First Period

1.	COLORADO	SAKIC (HEJDUK, BLAKE)	11:07 (GWG)
----	----------	-----------------------	-------------

Penalties: White (NJ) (holding) 4:28, Podein (Col) (elbowing) 13:46.

Second Period

2.	COLORADO	DRURY (HINOTE, NIEMINEN)	9:35
3.	COLORADO	SAKIC (BLAKE, SKOULA)	15:06

Penalties: De Vries (Col) (boarding) 7:01, Tanguay (Col) (tripping) 10:46, Daneyko (NJ) (boarding), Nieminen (Col) (interference) 14:16.

Third Period

4.	COLORADO	BLAKE (TANGUAY, SAKIC)	5:36 (PPG)
5.	COLORADO	REINPRECHT (DINGMAN, REID)	17:36

Penalties: Hinote (Col) (holding) 3:30, Stevenson (NJ) (interference) 4:45, Sykora (NJ) (charging), White (NJ) (roughing), Foote (Col) (roughing-double minor) 8:04, Daneyko (NJ) (slashing, roughing) 9:43, O'Donnell (NJ) (roughing), Podein (Col) (tripping) 11:34, De Vries (Col) (tripping) 13:20, O'Donnell (NJ) (instigator, fighting, misconduct), Dingman (Col) (fighting) 17:36, Hinote (Col) (roughing) 18:20.

Goalies: Brodeur (NJ), Roy (Col)

Shots:	NJ	7	-	11	-	7	25
	Col	14	-	7	-	9	30

Referees: Paul Devorski, Dan Marouelli

Linesmen: Brad Lazarowich, Dan Schachte

Game #2 - May 29, 2001 - Pepsi Center - New Jersey 2, Colorado 1

NEW JERSEY: Jason Arnott, Martin Brodeur, Sergei Brylin, Bob Corkum, Ken Daneyko, Patrik Elias, Scott Gomez, Bobby Holik, John Madden, Alexander Mogilny, Sergei Nemchinov, Scott Niedermayer, Sean O'Donnell, Jay Pandolfo, Brian Rafalski, Scott Stevens, Turner Stevenson, Petr Sykora, Colin White.

COLORADO: Rob Blake, Raymond Bourque, Greg De Vries, Chris Dingman, Chris Drury, Adam Foote, Milan Hejduk, Dan Hinote, Jon Klemm, Eric Messier, Ville Nieminen, Shjon Podein, Dave Reid, Steve Reinprecht, Patrick Roy, Joe Sakic, Martin Skoula, Alex Tanguay, Stephane Yelle.

First Period

1.	COLORADO	SAKIC (HEJDUK, BLAKE)	5:58 (PPG)
2.	NEW JERSEY	CORKUM (RAFALSKI)	14:29
3.	NEW JERSEY	STEVENSON (NIEDERMAYER, MOGILNY)	17:20 (GWG)

Penalties: Niedermayer (NJ) (cross-checking) 1:43, Brylin (NJ) (interference) 4:53, Elias (NJ) (slashing) 12:28, Messier (Col) (roughing) 14:46, Foote (Col) (holding the stick) 15:17, Holik (NJ) (slashing) 19:39.

Second Period

No scoring.

Penalties: Madden (NJ) (diving), De Vries (Col) (interference) 9:11, Skoula (Col) (holding) 14:47.

Third Period

No scoring.

Penalties: Daneyko (NJ) (cross-checking) 1:28, White (NJ), Nieminen (Col) (roughing) 2:58, Mogilny (NJ) (high-sticking) 4:26.

Goalies: Brodeur (NJ), Roy (Col)

Shots:	NJ	12	-	6	-	2	20
	Col	8	-	4	-	8	20

Referees: Bill McCreary, Rob Shick

Linesmen: Brad Lazarowich, Mark Wheler

Game #3 - May 31, 2001 - Continental Airlines Arena - Colorado 3, New Jersey 1

COLORADO: Rob Blake, Raymond Bourque, Greg De Vries, Chris Dingman, Chris Drury, Adam Foote, Milan Hejduk, Dan Hinote, Jon Klemm, Eric Messier, Ville Nieminen, Shjon Podein, Dave Reid, Steve Reinprecht, Patrick Roy, Joe Sakic, Martin Skoula, Alex Tanguay, Stephane Yelle.

NEW JERSEY: Jason Arnott, Martin Brodeur, Sergei Brylin, Bob Corkum, Ken Daneyko, Patrik Elias, Scott Gomez, Bobby Holik, John Madden, Alexander Mogilny, Sergei Nemchinov, Scott Niedermayer, Sean O'Donnell, Jay Pandolfo, Brian Rafalski, Scott Stevens, Turner Stevenson, Petr Sykora, Colin White.

First Period

1.	NEW JERSEY	ARNOTT (HOLIK, ELIAS)	3:16 (PPG)
2.	COLORADO	SKOULA (PODEIN, MESSIER)	10:38

Penalties: Foote (Col) (tripping) 1:29, Yelle (Col) (interference) 6:28, Brylin (NJ) (interference) 14:29, Tanguay (Col) (hooking) 15:03, Nieminen (Col) (boarding) 16:29.

Second Period

No scoring.

Penalties: O'Donnell (NJ) (cross-checking) 2:40, O'Donnell (NJ) (holding) 8:25, Foote (Col) (tripping) 14:52, Arnott (NJ) (boarding) 19:02.

Third Period

3.	COLORADO	BOURQUE (SAKIC)	0:31 (PPG, GWG)
4.	COLORADO	HINOTE (NIEMINEN, DRURY)	6:28

Penalties: Klemm (Col) (holding) 8:22.

Goalies: Roy (Col), Brodeur (NJ)

Shots:	Col	5	-	11	-	5	21
	NJ	8	-	3	-	11	22

Referees: Kerry Fraser, Dan Marouelli

Linesmen: Kevin Collins, Dan Schachte

Game #4 - June 2, 2001 - Continental Airlines Arena - New Jersey 3, Colorado 2

COLORADO: Rob Blake, Raymond Bourque, Greg De Vries, Chris Dingman, Chris Drury, Adam Foote, Milan Hejduk, Dan Hinote, Jon Klemm, Eric Messier, Ville Nieminen, Shjon Podein, Dave Reid, Steve Reinprecht, Patrick Roy, Joe Sakic, Martin Skoula, Alex Tanguay, Stephane Yelle.
NEW JERSEY: Jason Arnott, Martin Brodeur, Sergei Brylin, Bob Corkum, Ken Daneyko, Patrik Elias, Scott Gomez, Bobby Holik, John Madden, Alexander Mogilny, Sergei Nemchinov, Scott Niedermayer, Sean O'Donnell, Jay Pandolfo, Brian Rafalski, Scott Stevens, Turner Stevenson, Petr Sykora, Colin White.

First Period

1. COLORADO BLAKE (TANGUAY) 3:58
Penalties: Stevenson (NJ) (interference) 1:36, Gomez (NJ) (goaltender interference) 4:42, Yelle (Col) (diving), Sykora (NJ) (hooking) 7:15, Stevens (NJ) (hooking) 7:42, Sakic (Col) (hooking) 8:26.

Second Period

2. NEW JERSEY ELIAS (SYKORA) 3:42 (SHG)
3. COLORADO DRURY (DINGMAN, HINOTE) 13:54
Penalties: White (NJ) (roughing) 2:18, Skoula (Col) (interference) 10:16, Stevenson (NJ) (tripping) 16:42.

Third Period

4. NEW JERSEY GOMEZ (PANDOLFO, CORKUM) 8:09
5. NEW JERSEY SYKORA (ELIAS, HOLIK) 17:23 (GWG)
Penalties: none.

Goalies: Roy (Col), Brodeur (NJ)

Shots:	Col	4	-	4	-	4	12
	NJ	8	-	11	-	16	35

Referees: Paul Devorski, Bill McCreary

Linesmen: Kevin Collins, Dan Schachte

Game #5 - June 4, 2001 - Pepsi Center - New Jersey 4, Colorado 1

NEW JERSEY: Martin Brodeur, Sergei Brylin, Bob Corkum, Ken Daneyko, Patrik Elias, Scott Gomez, Bobby Holik, John Madden, Jim McKenzie, Alexander Mogilny, Sergei Nemchinov, Scott Niedermayer, Jay Pandolfo, Brian Rafalski, Scott Stevens, Turner Stevenson, Ken Sutton, Petr Sykora, Colin White.

COLORADO: Rob Blake, Raymond Bourque, Greg De Vries, Chris Dingman, Chris Drury, Adam Foote, Milan Hejduk, Dan Hinote, Jon Klemm, Eric Messier, Ville Nieminen, Shjon Podein, Dave Reid, Steve Reinprecht, Patrick Roy, Joe Sakic, Martin Skoula, Alex Tanguay, Stephane Yelle.

First Period

1. NEW JERSEY ELIAS (SYKORA, RAFALSKI) 3:09
2. COLORADO TANGUAY (SAKIC, BOURQUE) 10:09 (PPG)
3. NEW JERSEY MOGILNY (GOMEZ, RAFALSKI) 18:47 (GWG)
Penalties: Holik (NJ) (tripping) 8:56, New Jersey bench (too many men) 19:24.

Second Period

4. NEW JERSEY BRYLIN (MOGILNY, NIEDERMAYER) 4:39 (PPG)
Penalties: Blake (Col) (interference) 3:53, Niedermayer (NJ) (interference) 16:33.

Third Period

5. NEW JERSEY MADDEN (STEVENSON, BRYLIN) 18:05
Penalties: Stevens (NJ), Foote (Col) (roughing) 10:11, McKenzie (NJ) (holding) 12:54, Sutton (NJ), Hinote (Col) (roughing) 20:00.

Goalies: Brodeur (NJ), Roy (Col)

Shots:	NJ	6	-	10	-	10	26
	Col	6	-	9	-	8	23

Referees: Kerry Fraser, Rob Shick

Linesmen: Brad Lazarowich, Mark Wheler

Game #6 - June 7, 2001 - Continental Airlines Arena - Colorado 4, New Jersey 0

COLORADO: Rob Blake, Raymond Bourque, Greg De Vries, Chris Dingman, Chris Drury, Adam Foote, Milan Hejduk, Dan Hinote, Jon Klemm, Eric Messier, Ville Nieminen, Shjon Podein, Dave Reid, Steve Reinprecht, Patrick Roy, Joe Sakic, Martin Skoula, Alex Tanguay, Stephane Yelle.
NEW JERSEY: Jason Arnott, Martin Brodeur, Sergei Brylin, Bob Corkum, Ken Daneyko, Patrik Elias, Scott Gomez, Bobby Holik, John Madden, Alexander Mogilny, Sergei Nemchinov, Scott Niedermayer, Jay Pandolfo, Brian Rafalski, Scott Stevens, Turner Stevenson, Ken Sutton, Petr Sykora, Colin White.

First Period

1. COLORADO FOOTE (unassisted) 18:02 (GWG)
Penalties: Reid (Col) (obstruction-holding the stick) 5:22, Foote (Col) (high-sticking) 7:20, Mogilny (NJ) (hooking) 9:12, Skoula (Col) (hooking) 11:08.

Second Period

2. COLORADO NIEMINEN (SKOULA, FOOTE) 2:26 (PPG)
3. COLORADO DRURY (REINPRECHT, FOOTE) 18:27
Penalties: Holik (NJ) (roughing) 0:29, Colorado bench (too many men) 8:35, Niedermayer (NJ) (holding) 11:10, Bourque (Col) (obstruction-hooking) 13:01.

Third Period

4. COLORADO TANGUAY (REID, SAKIC) 13:46
Penalties: Podein (Col) (interference) 3:24, Niedermayer (NJ) (slashing) 8:26, White (NJ) (slashing) 17:27, Hinote (Col) (fighting), Sutton (NJ) (roughing, fighting) 18:19, White (NJ) (high-sticking) 19:43, Dingman (Col), Daneyko (NJ) (fighting) 19:48.

Goalies: Roy (Col), Brodeur (NJ)

Shots:	Col	5	-	7	-	6	18
	NJ	12	-	7	-	5	24

Referees: Dan Marouelli, Bill McCreary

Linesmen: Kevin Collins, Brad Lazarowich

Game #7 - June 9, 2001 - Pepsi Center - Colorado 3, New Jersey 1

NEW JERSEY: Jason Arnott, Martin Brodeur, Sergei Brylin, Bob Corkum, Ken Daneyko, Patrik Elias, Scott Gomez, Bobby Holik, John Madden, Alexander Mogilny, Sergei Nemchinov, Scott Niedermayer, Sean O'Donnell, Jay Pandolfo, Brian Rafalski, Scott Stevens, Turner Stevenson, Petr Sykora, Colin White.

COLORADO: Rob Blake, Raymond Bourque, Greg De Vries, Chris Dingman, Chris Drury, Adam Foote, Milan Hejduk, Dan Hinote, Jon Klemm, Eric Messier, Ville Nieminen, Shjon Podein, Dave Reid, Steve Reinprecht, Patrick Roy, Joe Sakic, Martin Skoula, Alex Tanguay, Stephane Yelle.

First Period

1. COLORADO TANGUAY (HINOTE) 7:58
Penalties: Brylin (NJ) (boarding) 3:20, Gomez (NJ) (holding) 16:06.

Second Period

2. COLORADO TANGUAY (SAKIC, FOOTE) 4:57 (GWG)
3. COLORADO SAKIC (HEJDUK, TANGUAY) 6:16 (PPG)
4. NEW JERSEY SYKORA (ELIAS, ARNOTT) 9:33 (PPG)
Penalties: O'Donnell (NJ) (high-sticking) 5:51, Messier (Col) (high-sticking) 9:22, Arnott (NJ) (tripping), Messier (Col) (holding) 12:23.

Third Period

No scoring.

Penalties: Blake (Col) (interference) 4:59, White (NJ) (high-sticking) 10:32, Foote (Col) (holding the stick) 12:11, Stevens (NJ) (tripping) 14:42.

Goalies: Brodeur (NJ), Roy (Col)

Shots:	NJ	9	-	12	-	5	26
	Col	10	-	7	-	5	22

Referees: Kerry Fraser, Dan Marouelli

Linesmen: Kevin Collins, Dan Schachte

COLORADO AVALANCE WIN SERIES 4-3



2000

NEW JERSEY DEVILS - DALLAS STARS

Game #1 - May 30, 2000 - Continental Airlines Arena - New Jersey 7, Dallas 3

DALLAS: Ed Belfour, Guy Carbonneau, Sylvain Cote, Manny Fernandez, Derian Hatcher, Brett Hull, Mike Keane, Jiri Lehtinen, Roman Lyashenko, Dave Manson, Grant Marshall, Richard Matvichuk, Mike Modano, Brenden Morrow, Kirk Muller, Joe Nieuwendyk, Jon Sim, Darryl Sydor, Scott Thornton, Sergei Zubov.

NEW JERSEY: Jason Arnott, Martin Brodeur, Sergei Brylin, Ken Daneyko, Patrik Elias, Scott Gomez, Bobby Holik, Claude Lemieux, John Madden, Vladimir Malakhov, Randy McKay, Alexander Mogilny, Sergei Nemchinov, Scott Niedermayer, Jay Pandolfo, Brian Rafalski, Scott Stevens, Petr Sykora, Colin White.

First Period

1.	NEW JERSEY	ARNOTT (SYKORA, ELIAS)	7:22
2.	DALLAS	SYDOR (LEHTINEN, KEANE)	13:13

Penalties: none.

Second Period

3.	NEW JERSEY	DANEYKO (BRYLIN, MADDEN)	2:52
4.	NEW JERSEY	SYKORA (ELIAS, ARNOTT)	10:28
5.	NEW JERSEY	STEVENS (PANDOLFO, RAFALSKI)	16:04 (GWG)

Penalties: Hatcher (Dal) (slashing) 18:20.

Third Period

6.	NEW JERSEY	BRYLIN (McKAY)	2:21
7.	NEW JERSEY	SYKORA (ARNOTT, ELIAS)	3:02
8.	NEW JERSEY	ARNOTT (HOLIK, SYKORA)	5:12 (PPG)
9.	DALLAS	SIM (CARBONNEAU)	7:43
10.	DALLAS	MULLER (CARBONNEAU)	7:55

Penalties: Thornton (Dal) (roughing) 3:35, Manson (Dal) (slashing) 12:05, Manson (Dal) (elbowing) 19:55.

Goalies: Belfour, Fernandez (Dal), Brodeur (NJ)

Shots:	Dal	5	-	7	-	6	18
	NJ	7	-	9	-	10	26

Referees: Don Koharski, Bill McCreary

Linesmen: Ray Scapinello, Jay Sharrers

Game #2 - June 1, 2000 - Continental Airlines Arena - Dallas 2, New Jersey 1

DALLAS: Ed Belfour, Guy Carbonneau, Sylvain Cote, Derian Hatcher, Brett Hull, Mike Keane, Jiri Lehtinen, Roman Lyashenko, Dave Manson, Richard Matvichuk, Mike Modano, Brenden Morrow, Kirk Muller, Joe Nieuwendyk, Jon Sim, Blake Sloan, Darryl Sydor, Scott Thornton, Sergei Zubov.

NEW JERSEY: Jason Arnott, Martin Brodeur, Sergei Brylin, Ken Daneyko, Patrik Elias, Scott Gomez, Bobby Holik, Claude Lemieux, John Madden, Vladimir Malakhov, Randy McKay, Alexander Mogilny, Sergei Nemchinov, Scott Niedermayer, Jay Pandolfo, Brian Rafalski, Scott Stevens, Petr Sykora, Colin White..

First Period

1.	DALLAS	HULL (MODANO, MATVICHUK)	4:25
2.	NEW JERSEY	MOGILNY (GOMEZ, STEVENS)	12:42

Penalties: Lemieux (NJ) (holding) 8:20, Sloan (Dal), Rafalski (NJ) (roughing) 10:56, Matvichuk (Dal), Holik (NJ) (roughing) 13:52, Matvichuk (Dal) (roughing) 18:27.

Second Period

No scoring.

Penalties: none.

Third Period

3.	DALLAS	HULL (LEHTINEN, MODANO)	15:44 (GWG)
----	--------	-------------------------	-------------

Penalties: Sim (Dal) (holding) 10:48.

Goalies: Belfour (Dal), Brodeur (NJ)

Shots:	Dal	3	-	7	-	7	17
	NJ	9	-	8	-	11	28

Referees: Kerry Fraser, Dan Marouelli

Linesmen: Gord Broseker, Dan Schachte

Game #3 - June 3, 2000 - Reunion Arena - New Jersey 2, Dallas 1

NEW JERSEY: Jason Arnott, Martin Brodeur, Sergei Brylin, Ken Daneyko, Patrik Elias, Scott Gomez, Bobby Holik, Claude Lemieux, John Madden, Vladimir Malakhov, Randy McKay, Alexander Mogilny, Sergei Nemchinov, Scott Niedermayer, Jay Pandolfo, Brian Rafalski, Scott Stevens, Petr Sykora, Colin White.

DALLAS: Ed Belfour, Guy Carbonneau, Sylvain Cote, Derian Hatcher, Brett Hull, Mike Keane, Jiri Lehtinen, Roman Lyashenko, Dave Manson, Richard Matvichuk, Mike Modano, Brenden Morrow, Kirk Muller, Joe Nieuwendyk, Jon Sim, Blake Sloan, Darryl Sydor, Scott Thornton, Sergei Zubov.

First Period

1.	DALLAS	COTE (unassisted)	13:08 (PPG)
2.	NEW JERSEY	ARNOTT (RAFALSKI, WHITE)	18:06

Penalties: Nemchinov (NJ) (slashing) 12:46, Malakhov (NJ) (interference) 13:51, Lemieux (NJ) (cross-checking) 15:02.

Second Period

3.	NEW JERSEY	SYKORA (ARNOTT, RAFALSKI)	12:27 (PPG,GWG)
----	------------	---------------------------	-----------------

Penalties: Hull (Dal) (interference) 8:09, Cote (Dal) (elbowing) 11:03.

Third Period

No scoring.

Penalties: Brodeur (NJ) (delay of game) 15:45.

Goalies: Brodeur (NJ), Belfour (Dal)

Shots:	NJ	10	-	16	-	5	31
	Dal	7	-	9	-	7	23

Referees: Terry Gregson, Don Koharski

Linesmen: Ray Scapinello, Jay Sharrers

Game #4 - June 5, 2000 - Reunion Arena - New Jersey 3, Dallas 1

NEW JERSEY: Jason Arnott, Martin Brodeur, Sergei Brylin, Ken Daneyko, Patrik Elias, Scott Gomez, Bobby Holik, Claude Lemieux, John Madden, Vladimir Malakhov, Randy McKay, Alexander Mogilny, Sergei Nemchinov, Scott Niedermayer, Jay Pandolfo, Brian Rafalski, Scott Stevens, Petr Sykora, Colin White.

DALLAS: Ed Belfour, Guy Carbonneau, Sylvain Cote, Aaron Gavey, Derian Hatcher, Brett Hull, Mike Keane, Jamie Langenbrunner, Jiri Lehtinen, Dave Manson, Richard Matvichuk, Mike Modano, Brenden Morrow, Kirk Muller, Joe Nieuwendyk, Jon Sim, Darryl Sydor, Scott Thornton, Sergei Zubov.

First Period

No scoring.

Penalties: Morrow (Dal) (obstruction-tripping) 14:38, Manson (Dal) (slashing) 17:27, Niedermayer (NJ) (obstruction-holding) 19:34.

Second Period

1.	DALLAS	NIEUWENDYK (SYDOR, HULL)	18:02 (PPG)
----	--------	--------------------------	-------------

Penalties: Sykora (NJ) (hooking) 5:45, Keane (Dal) (boarding) 8:45, McKay (NJ) (hooking) 11:59, Malakhov (NJ) (cross-checking) 16:38.

Third Period

3.	NEW JERSEY	BRYLIN (MOGILNY, MALAKHOV)	2:27
4.	NEW JERSEY	MADDEN (NEMCHINOV, DANEYKO)	4:51 (SHG,GWG)
5.	NEW JERSEY	RAFALSKI (ELIAS)	6:08

Penalties: White (NJ) (interference) 3:17, Sim (Dal) (slashing) 11:43.

Goalies: Brodeur (NJ), Belfour (Dal)

Shots:	NJ	8	-	8	-	15	31
	Dal	6	-	7	-	4	17

Referees: Kerry Fraser, Bill McCreary

Linesmen: Gord Broseker, Dan Schachte

Game #5 - June 8, 2000 - Continental Airlines Arena -
Dallas 1, New Jersey 0 (3 OT)

DALLAS: Ed Belfour, Guy Carbonneau, Sylvain Cote, Derian Hatcher, Brett Hull, Mike Keane, Jiri Lehtinen, Roman Lyashenko, Dave Manson, Grant Marshall, Richard Matvichuk, Mike Modano, Brenden Morrow, Kirk Muller, Joe Nieuwendyk, Jon Sim, Darryl Sydor, Scott Thornton, Sergei Zubov.
NEW JERSEY: Jason Arnott, Martin Brodeur, Sergei Brylin, Ken Daneyko, Patrik Elias, Scott Gomez, Bobby Holik, Claude Lemieux, John Madden, Vladimir Malakhov, Randy McKay, Alexander Mogilny, Sergei Nemchinov, Scott Niedermayer, Jay Pandolfo, Brian Rafalski, Scott Stevens, Petr Sykora, Colin White.

First Period

No scoring.
Penalties: Hatcher (Dal) (hooking) 11:01, Holik (NJ) (interference) 11:43.

Second Period

No scoring.
Penalties: Sykora (NJ) (high-sticking) 14:23, Lehtinen (Dal) (high-sticking) 17:01.

Third Period

No scoring.
Penalties: Morrow (Dal) (obstruction-tripping) 13:45.

First Overtime

No scoring.
Penalties: none.

Second Overtime

No scoring.
Penalties: none.

Third Overtime

1. DALLAS MODANO (HULL, LEHTINEN) 6:21 (GWG)
Penalties: none.

Goalies: Belfour (Dal), Brodeur (NJ)

Shots:	Dal	11	-	6	-	5	-	5	-	12	-	2	41
	NJ	7	-	11	-	9	-	10	-	8	-	3	48

Referees: Don Koharski, Dan Marouelli
Linesmen: Ray Scapinello, Jay Sharrers

Game #6 - June 10, 2000 - Reunion Arena -
New Jersey 2, Dallas 1 (2 OT)

NEW JERSEY: Jason Arnott, Martin Brodeur, Sergei Brylin, Ken Daneyko, Patrik Elias, Scott Gomez, Bobby Holik, Claude Lemieux, John Madden, Vladimir Malakhov, Randy McKay, Alexander Mogilny, Sergei Nemchinov, Scott Niedermayer, Jay Pandolfo, Brian Rafalski, Scott Stevens, Petr Sykora, Colin White.
DALLAS: Ed Belfour, Guy Carbonneau, Sylvain Cote, Derian Hatcher, Brett Hull, Mike Keane, Jiri Lehtinen, Dave Manson, Grant Marshall, Richard Matvichuk, Mike Modano, Brenden Morrow, Kirk Muller, Joe Nieuwendyk, Jon Sim, Blake Sloan, Darryl Sydor, Scott Thornton, Sergei Zubov.

First Period

No scoring.
Penalties: Daneyko (NJ) (slashing) 4:46, Sim (Dal) (elbowing) 6:54, Daneyko (NJ) (high-sticking) 13:45.

Second Period

1. NEW JERSEY NIEDERMAYER (LEMIEUX, PANDOLFO) 5:18 (PPG)
2. DALLAS KEANE (THORNTON, MODANO) 6:27
Penalties: Rafalski (NJ) (holding) 3:30, Stevens (NJ), Hatcher (Dal) (roughing) 13:48, White (NJ), Thornton (Dal) (roughing) 19:21.

Third Period

No scoring.
Penalties: none.

First Overtime

No scoring.
Penalties: Arnott (NJ) (cross-checking) 18:43.

Second Overtime

1. NEW JERSEY ARNOTT (ELIAS, STEVENS) 8:20 (GWG)
Penalties: none.

Goalies: Brodeur (NJ), Belfour (Dal)

Shots:	NJ	11	-	13	-	7	-	11	-	3	45
	Dal	7	-	9	-	13	-	1	-	1	31

Referees: Terry Gregson, Bill McCreary
Linesmen: Gord Broseker, Dan Schachte

NEW JERSEY DEVILS WIN SERIES 4-2

1999

DALLAS STARS - BUFFALO SABRES

Game #1 - June 8, 1999 - Reunion Arena - Buffalo 3, Dallas 2 (OT)

BUFFALO: Stu Barnes, Curtis Brown, Michal Grosse, Dominik Hasek, Brian Holzinger, Joe Juneau, Jay McKee, James Patrick, Michael Peca, Wayne Primeau, Erik Rasmussen, Geoff Sanderson, Miroslav Satan, Richard Smehlik, Vaclav Varada, Dixon Ward, Rhett Warrener, Jason Woolley, Alexei Zhitnik
DALLAS: Ed Belfour, Guy Carbonneau, Shawn Chambers, Derian Hatcher, Brett Hull, Mike Keane, Jamie Langenbrunner, Jere Lehtinen, Craig Ludwig, Richard Matvichuk, Mike Modano, Joe Nieuwendyk, Dave Reid, Jon Sim, Brian Skrudland, Blake Sloan, Darryl Sydor, Pat Verbeek, Sergei Zubov.

First Period

1. DALLAS HULL (MODANO, LEHTINEN) 10:17 (PPG)
Penalties: Zubov (Dal) (roughing) 6:36, Satan (Buf) (boarding) 8:18, Patrick (Buf) (high-sticking-double minor) 12:46, Ward (Buf) (interference) 19:11.

Second Period

No scoring.
Penalties: Varada (Buf) (goaltender interference) 4:53, Zhitnik (Buf) (interference) 7:07, Ward (Buf) (roughing) 9:34, Ludwig (Dal) (hooking) 12:21, Matvichuk (Dal) (interference) 16:33.

Third Period

2. BUFFALO BARNES (JUNEAU, SMEHLIK) 8:33
3. BUFFALO PRIMEAU (ZHITNIK, SMEHLIK) 13:37 (PPG)
4. DALLAS LEHTINEN (MODANO, ZUBOV) 19:11
Penalties: Sydor (Dal) (obstruction-tripping) 12:10, McKee (Buf) (charging) 14:17.

First Overtime

5. BUFFALO WOOLLEY (BROWN) 15:30 (GWG)
Penalties: Zhitnik (Buf) (hooking) 6:41, Sanderson (Buf) (boarding) 9:06.
Goalies: Hasek (Buf), Belfour (Dal)
Shots: Buf 5 - 4 - 10 - 5 24
Dal 11 - 13 - 6 - 7 37

Referees: Terry Gregson, Bill McCreary
Linesmen: Ray Scapinello, Jay Sharrers

Game #2 - June 10, 1999 - Reunion Arena - Dallas 4, Buffalo 2

BUFFALO: Stu Barnes, Curtis Brown, Dominik Hasek, Brian Holzinger, Joe Juneau, Paul Kruse, Jay McKee, James Patrick, Michael Peca, Wayne Primeau, Erik Rasmussen, Geoff Sanderson, Miroslav Satan, Richard Smehlik, Vaclav Varada, Dixon Ward, Rhett Warrener, Jason Woolley, Alexei Zhitnik.
DALLAS: Ed Belfour, Guy Carbonneau, Shawn Chambers, Derian Hatcher, Tony Hrkac, Brett Hull, Mike Keane, Jamie Langenbrunner, Jere Lehtinen, Craig Ludwig, Richard Matvichuk, Mike Modano, Joe Nieuwendyk, Dave Reid, Brian Skrudland, Blake Sloan, Darryl Sydor, Pat Verbeek,
First Period
No scoring.
Penalties: Skrudland (Dal) (charging) 12:25, Zhitnik (Buf) (boarding) 15:31, Smehlik (Buf) (roughing), Zhitnik (Buf) (cross-checking), Holzinger (Buf) (fighting), Hatcher (Dal) (roughing), Nieuwendyk (Dal) (fighting), Modano (Dal) (tripping) 20:00.

Second Period

1. BUFFALO PECA (WOOLLEY, SATAN) 7:27 (PPG)
2. DALLAS LANGENBRUNNER (MATVICHUK, NIEUWENDYK) 18:26
Penalties: Sydor (Dal) (hooking) 5:41, Woolley (Buf) (interference) 9:19, Varada (Buf) (obstruction-tripping) 13:14, Zhitnik (Buf) (tripping) 20:00.

Third Period

3. DALLAS LUDWIG (SKRUDLAND) 4:25
4. BUFFALO ZHITNIK (unassisted) 5:36 (PPG)
5. DALLAS HULL (HRKAC, CHAMBERS) 17:10 (GWG)
6. DALLAS HATCHER (ZUBOV, KEANE) 19:34 (ENG)
Penalties: Sydor (Dal) (high-sticking) 4:50, Varada (Buf) (high-sticking) 10:32, Zhitnik (Buf) (hooking) 11:48, Hatcher (Dal) (high-sticking) 17:31.

Goalies: Hasek (Buf), Belfour (Dal)

Shots:	Buf	7	-	10	-	4	21
	Dal	5	-	7	-	19	31

Referees: Kerry Fraser, Dan Marouelli
Linesmen: Gord Broseker, Kevin Collins

Game #3 - June 12, 1999 - Marine Midland Arena - Dallas 2, Buffalo 1

DALLAS: Ed Belfour, Guy Carbonneau, Shawn Chambers, Derian Hatcher, Tony Hrkac, Brett Hull, Mike Keane, Jamie Langenbrunner, Jere Lehtinen, Craig Ludwig, Richard Matvichuk, Mike Modano, Joe Nieuwendyk, Dave Reid, Brian Skrudland, Blake Sloan, Darryl Sydor, Pat Verbeek, Sergei Zubov.
BUFFALO: Stu Barnes, Curtis Brown, Dominik Hasek, Brian Holzinger, Joe Juneau, Jay McKee, James Patrick, Michael Peca, Wayne Primeau, Erik Rasmussen, Rob Ray, Geoff Sanderson, Miroslav Satan, Richard Smehlik, Vaclav Varada, Dixon Ward, Rhett Warrener, Jason Woolley, Alexei Zhitnik.

First Period

No scoring.
Penalties: Chambers (Dal) (roughing), Ludwig (Dal) (interference), Rasmussen (Buf) (roughing) 7:45, Matvichuk (Dal) (roughing) 9:43, Skrudland (Dal) (slashing) 18:13, Hatcher (Dal) (roughing) 18:46.

Second Period

1. BUFFALO BARNES (SMEHLIK, HOLZINGER) 7:51
2. DALLAS NIEUWENDYK (REID, LANGENBRUNNER) 15:33
Penalties: Zhitnik (Buf) (interference) 3:38, Modano (Dal) (tripping) 9:54, Modano (Dal) (slashing) 12:21, Holzinger (Buf) (high-sticking) 19:09, Modano (Dal) (interference) 19:23.

Third Period

3. DALLAS NIEUWENDYK (LANGENBRUNNER, REID) 9:35 (GWG)
Penalties: Hrkac (Dal) (tripping) 17:38.
Goalies: Belfour (Dal), Hasek (Buf)
Shots: Dal 8 - 13 - 8 29
Buf 3 - 6 - 3 12
Referees: Terry Gregson, Don Koharski
Linesmen: Ray Scapinello, Jay Sharrers

Game #4 - June 15, 1999 - Marine Midland Arena - Buffalo 2, Dallas 1

DALLAS: Ed Belfour, Guy Carbonneau, Shawn Chambers, Derian Hatcher, Tony Hrkac, Mike Keane, Jamie Langenbrunner, Jere Lehtinen, Craig Ludwig, Richard Matvichuk, Mike Modano, Joe Nieuwendyk, Dave Reid, Jon Sim, Brian Skrudland, Blake Sloan, Darryl Sydor, Pat Verbeek, Sergei Zubov.
BUFFALO: Stu Barnes, Curtis Brown, Randy Cunneyworth, Dominik Hasek, Brian Holzinger, Joe Juneau, Jay McKee, James Patrick, Michael Peca, Wayne Primeau, Erik Rasmussen, Geoff Sanderson, Miroslav Satan, Richard Smehlik, Vaclav Varada, Dixon Ward, Rhett Warrener, Jason Woolley, Alexei Zhitnik.

First Period

1. BUFFALO SANDERSON (unassisted) 8:09
2. DALLAS LEHTINEN (MODANO, HATCHER) 10:14 (PPG)
Penalties: Matvichuk (Dal) (roughing) 3:48, Primeau (Buf) (charging) 9:32, Woolley (Buf) (holding) 19:05.

Second Period

3. BUFFALO WARD (unassisted) 7:37 (GWG)
Penalties: Verbeek (Dal) (interference) 0:21, Ludwig (Dal) (interference) 11:07, Skrudland (Dal) (roughing) 14:49, Holzinger (Buf) (boarding) 16:44, Verbeek (Dal), Hatcher (Dal), Hasek (Buf), Zhitnik (Buf) (roughing) 20:00.

Third Period

No scoring.
Penalties: Nieuwendyk (Dal) (hooking) 1:06, Reid (Dal) (roughing), Langenbrunner (Dal) (slashing), Warrener (Buf) (roughing), Ward (Buf) (roughing-double minor) 20:00.
Goalies: Belfour (Dal), Hasek (Buf)
Shots: Dal 9 - 9 - 13 31
Buf 7 - 9 - 2 18
Referees: Dan Marouelli, Bill McCreary
Linesmen: Gord Broseker, Kevin Collins

Game #5 - June 17, 1999 - Reunion Arena - Dallas 2, Buffalo 0

BUFFALO: Stu Barnes, Curtis Brown, Randy Cunneyworth, Dominik Hasek, Brian Holzinger, Joe Juneau, Jay McKee, James Patrick, Michael Peca, Wayne Primeau, Erik Rasmussen, Geoff Sanderson, Miroslav Satan, Richard Smehlik, Vaclav Varada, Dixon Ward, Rhett Warrener, Jason Woolley, Alexei Zhitnik.
DALLAS: Ed Belfour, Guy Carbonneau, Shawn Chambers, Derian Hatcher, Benoit Hogue, Brett Hull, Mike Keane, Jamie Langenbrunner, Jere Lehtinen, Craig Ludwig, Richard Matvichuk, Mike Modano, Joe Nieuwendyk, Dave Reid, Brian Skrudland, Blake Sloan, Darryl Sydor, Pat Verbeek, Sergei Zubov.

First Period

No scoring.
Penalties: Ludwig (Dal) (obstruction-tripping) 2:08.

Second Period

1. DALLAS SYDOR (MODANO, ZUBOV) 2:23 (PPG,GWG)
Penalties: Brown (Buf) (interference) 1:42, Woolley (Buf) (obstruction-holding) 3:31, Langenbrunner (Dal) (roughing) 7:44.

Third Period

2. DALLAS VERBEEK (MATVICHUK, MODANO) 15:21
Penalties: Primeau (Buf), Sydor (Dal) (roughing) 8:21, Warrener (Buf) (slashing) 16:31, Zhitnik (Buf) (elbowing), Nieuwendyk (Dal) (roughing) 17:27, Skrudland (Dal) (obstruction-tripping) 19:29, Warrener (Buf), Hatcher (Dal), (roughing) 20:00.
Goalies: Hasek (Buf), Belfour (Dal)
Shots: Buf 9 - 5 - 9 23
Dal 8 - 7 - 6 21

Referees: Kerry Fraser, Don Koharski
Linesmen: Ray Scapinello, Jay Sharrers

Game #6 - June 19, 1999 - Marine Midland Arena - Dallas 2, Buffalo 1 (3 OT)

DALLAS: Ed Belfour, Guy Carbonneau, Shawn Chambers, Derian Hatcher, Benoit Hogue, Brett Hull, Mike Keane, Jamie Langenbrunner, Jere Lehtinen, Craig Ludwig, Richard Matvichuk, Mike Modano, Joe Nieuwendyk, Dave Reid, Brian Skrudland, Blake Sloan, Darryl Sydor, Pat Verbeek, Sergei Zubov.
BUFFALO: Stu Barnes, Curtis Brown, Randy Cunneyworth, Dominik Hasek, Brian Holzinger, Joe Juneau, Jay McKee, James Patrick, Michael Peca, Wayne Primeau, Erik Rasmussen, Geoff Sanderson, Miroslav Satan, Darryl Shannon, Richard Smehlik, Vaclav Varada, Dixon Ward, Jason Woolley, Alexei Zhitnik.

First Period

1. DALLAS LEHTINEN (MODANO, LUDWIG) 8:09
Penalties: none.

Second Period

2. BUFFALO BARNES (PRIMEAU, ZHITNIK) 18:21
Penalties: Sanderson (Buf) (interference) 5:19, Ludwig (Dal) (interference) 10:49, Hogue (Dal) (tripping) 14:28, Peca (Buf) (slashing) 19:27.

Third Period

No scoring.
Penalties: none.

First Overtime

No scoring.
Penalties: none.

Second Overtime

No scoring.
Penalties: none.

Third Overtime

3. DALLAS HULL (LEHTINEN, MODANO) 14:51 (GWG)
Penalties: none.

Goalies: Belfour (Dal), Hasek (Buf)
Shots: Dal 5 - 11 - 10 - 4 - 13 - 7 50
Buf 11 - 15 - 6 - 6 - 12 - 4 54

Referees: Terry Gregson, Bill McCreary
Linesmen: Gord Broseker, Kevin Collins

DALLAS STARS WIN SERIES 4-2

1998

DETROIT RED WINGS - WASHINGTON CAPITALS

Game #1 - June 9, 1998 - Joe Louis Arena - Detroit 2, Washington 1

WASHINGTON: Brian Bellows, Craig Berube, Peter Bondra, Jeff Brown, Mike Eagles, Sergei Gonchar, Phil Housley, Dale Hunter, Calle Johansson, Joe Juneau, Olaf Kolzig, Kelly Miller, Andrei Nikolishin, Adam Oates, Joe Reekie, Chris Simon, Esa Tikkanen, Mark Tinordi, Richard Zednik.

DETROIT: Doug Brown, Kris Draper, Anders Eriksson, Sergei Fedorov, Viacheslav Fetisov, Tomas Holmstrom, Joe Kocur, Vyacheslav Kozlov, Martin Lapointe, Igor Larionov, Nicklas Lidstrom, Jamie Macoun, Kirk Maltby, Darren McCarty, Larry Murphy, Chris Osgood, Bob Rouse, Brendan Shanahan, Steve Yzerman.

First Period

- 1. DETROIT KOCUR (BROWN, HOLMSTROM) 14:04
- 2. DETROIT LIDSTROM (YZERMAN, HOLMSTROM) 16:18 (GWG)

Penalties: Lapointe (Det) (tripping) 4:21, Tinordi (Wsh) (interference) 17:22.

Second Period

- 3. WASHINGTON ZEDNIK (NIKOLISHIN, BONDRA) 15:57

Penalties: Detroit bench (too many men) 5:48, Yzerman (Det) (slashing) 8:51, Simon (Wsh) (roughing) 18:06.

Third Period

No scoring.
Penalties: Nikolishin (Wsh) (interference) 0:38, Kocur (Det) (roughing) 4:19.

Goalies: Kolzig (Wsh), Osgood (Det)

Shots:	Wsh	6	-	4	-	7	17
	Det	10	-	9	-	12	31

Referee: Bill McCreary
Linesmen: Ray Scapinello, Dan Schachte

Game #2 - June 11, 1998 - Joe Louis Arena - Detroit 5, Washington 4 (OT)

WASHINGTON: Brian Bellows, Craig Berube, Peter Bondra, Jeff Brown, Mike Eagles, Sergei Gonchar, Phil Housley, Dale Hunter, Calle Johansson, Joe Juneau, Olaf Kolzig, Todd Krygier, Andrei Nikolishin, Adam Oates, Joe Reekie, Chris Simon, Esa Tikkanen, Mark Tinordi, Richard Zednik.

DETROIT: Doug Brown, Kris Draper, Anders Eriksson, Sergei Fedorov, Viacheslav Fetisov, Tomas Holmstrom, Joe Kocur, Vyacheslav Kozlov, Martin Lapointe,, Igor Larionov, Nicklas Lidstrom, Jamie Macoun, Kirk Maltby, Darren McCarty, Larry Murphy, Chris Osgood, Bob Rouse, Brendan Shanahan, Steve Yzerman.

First Period

- 1. DETROIT YZERMAN (HOLMSTROM, LIDSTROM) 7:49

Penalties: Reekie (Wsh) (obstruction-holding) 13:05, Bondra (Wsh) hooking 15:22.

Second Period

- 2. WASHINGTON BONDRA (NIKOLISHIN, BROWN) 1:51
- 3. WASHINGTON SIMON (BROWN, HUNTER) 6:11
- 4. WASHINGTON OATES (JUNEAU, JOHANSSON) 11:03

Penalties: Maltby (Det) (high-sticking) 3:09, Zednik (Wsh) (obstruction-hooking) 7:12, Simon (Wsh) (roughing), Osgood (Det) (unsportsmanlike conduct) 14:11, Maltby (Det) (slashing) 16:20.

Third Period

- 5. DETROIT YZERMAN (FETISOV, McCARTY) 6:37 (SHG)
- 6. WASHINGTON JUNEAU (GONCHAR, BELLOWES) 7:05 (PPG)
- 7. DETROIT LAPOINTE (LARIONOV, FETISOV) 8:08
- 8. DETROIT BROWN (unassisted) 15:46

Penalties: Lidstrom (Det) (interference) 6:23, Zednik (Wsh) (cross-checking) 10:18, Lapointe (Det) (interference) 11:40.

First Overtime

- 9. DETROIT DRAPER (LAPOINTE, SHANAHAN) 15:24 (GWG)

Penalties Tikkanen (Wsh), Kocur (Det) (roughing) 5:24.

Goalies: Kolzig (Wsh), Osgood (Det)

Shots:	Wsh	8	-	15	-	7	-	3	33
	Det	14	-	14	-	20	-	12	60

Referee: Don Koharski
Linesmen: Gord Broseker, Kevin Collins

Game #3 - June 13, 1998 - MCI Center - Detroit 2, Washington 1

DETROIT: Doug Brown, Kris Draper, Anders Eriksson, Sergei Fedorov, Viacheslav Fetisov, Tomas Holmstrom, Joe Kocur, Vyacheslav Kozlov, Martin Lapointe, Igor Larionov, Nicklas Lidstrom, Jamie Macoun, Kirk Maltby, Darren McCarty, Larry Murphy, Chris Osgood, Bob Rouse, Brendan Shanahan, Steve Yzerman.

WASHINGTON: Brian Bellows, Craig Berube, Peter Bondra, Sergei Gonchar, Phil Housley, Dale Hunter, Calle Johansson, Joe Juneau, Ken Klee, Olaf Kolzig, Kelly Miller, Andrei Nikolishin, Adam Oates, Joe Reekie, Chris Simon, Esa Tikkanen, Mark Tinordi, Jeff Toms, Richard Zednik.

First Period

- 1. DETROIT HOLMSTROM (YZERMAN, McCARTY) 0:35

Penalties: Simon (Wsh) (slashing) 2:48, Hunter (Wsh) (charging) 8:10, Housley (Wsh) (elbowing) 12:29, Holmstrom (Det) (goaltender interference) 13:11, Lapointe (Det) (interference) 17:01.

Second Period

No scoring.
Penalties: Krygier (Wsh) (roughing) 2:05, Eriksson (Det) (obstruction-holding) 7:29, Larionov (Det) (obstruction-tripping) 10:17, Draper (Det), Gonchar (Wsh) (roughing) 15:23.

Third Period

- 2. WASHINGTON BELLOWES (OATES, JUNEAU) 10:35 (PPG)
- 3. DETROIT FEDOROV (BROWN, FETISOV) 15:09 (GWG)

Penalties: Gonchar (Wsh) (roughing) 5:50, McCarty (Det) (tripping) 9:22.

Goalies: Osgood (Det), Kolzig (Wsh)

Shots:	Det	13	-	11	-	10	34
	Wsh	1	-	12	-	5	18

Referee: Terry Gregson
Linesmen: Ray Scapinello, Dan Schachte

Game #4 - June 16, 1998 - MCI Center - Detroit 4, Washington 1

DETROIT: Doug Brown, Kris Draper, Anders Eriksson, Sergei Fedorov, Viacheslav Fetisov, Tomas Holmstrom, Joe Kocur, Vyacheslav Kozlov, Martin Lapointe, Igor Larionov, Nicklas Lidstrom, Jamie Macoun, Kirk Maltby, Darren McCarty, Larry Murphy, Chris Osgood, Bob Rouse, Brendan Shanahan, Steve Yzerman.

WASHINGTON: Brian Bellows, Craig Berube, Peter Bondra, Sergei Gonchar, Phil Housley, Dale Hunter, Calle Johansson, Joe Juneau, Ken Klee, Olaf Kolzig, Todd Krygier, Kelly Miller, Andrei Nikolishin, Adam Oates, Joe Reekie, Chris Simon, Esa Tikkanen, Mark Tinordi, Richard Zednik.

First Period

- 1. DETROIT BROWN (FEDOROV, MURPHY) 10:30 (PPG)

Penalties: Eriksson (Det) (interference) 7:17, Bondra (Wsh) (interference) 9:12, Johansson (Wsh) (roughing) 11:01.

Second Period

- 2. DETROIT LAPOINTE (LARIONOV, ROUSE) 2:26 (GWG)
- 3. WASHINGTON BELLOWES (OATES, JUNEAU) 7:49
- 4. DETROIT MURPHY (HOLMSTROM, FEDOROV) 11:46 (PPG)

Penalties: Maltby (Det), Tinordi (Wsh) (roughing) 9:13, Tikkanen (Wsh) (goaltender interference) 11:02, Larionov (Det) (hooking) 12:41, Rouse (Det) (high-sticking) 16:07, Tinordi (Wsh) (slashing) 19:53.

Third Period

- 5. DETROIT BROWN (KOZLOV, ERIKSSON) 1:32 (PPG)

Penalties: Fetisov (Det) (interference) 13:08.

Goalies: Osgood (Det), Kolzig (Wsh)

Shots:	Det	14	-	12	-	12	38
	Wsh	6	-	14	-	11	31

Referee: Bill McCreary
Linesmen: Gord Broseker, Kevin Collins

DETROIT RED WINGS WIN SERIES 4-0

1997

DETROIT RED WINGS - PHILADELPHIA FLYERS

Game #1 - May 31, 1997 - CoreStates Center - Detroit 4, Philadelphia 2

DETROIT: Doug Brown, Kris Draper, Sergei Fedorov, Viacheslav Fetisov, Joe Kocur, Vladimir Konstantinov, Vyacheslav Kozlov, Martin Lapointe, Igor Larionov, Nicklas Lidstrom, Kirk Maltby, Darren McCarty, Larry Murphy, Bob Rouse, Tomas Sandstrom, Brendan Shanahan, Mike Vernon, Aaron Ward, Steve Yzerman.

PHILADELPHIA: Rod Brind'Amour, Paul Coffey, Eric Desjardins, John Druce, Dale Hawerchuk, Ron Hextall, Trent Klatt, Dan Kordic, Daniel Lacroix, John LeClair, Eric Lindros, Janne Niinimaa, Joel Otto, Shjon Podein, Mikael Renberg, Kjell Samuelsson, Petr Svoboda, Chris Therien, Dainius Zubrus.

First Period

- 1. DETROIT MALTBY (DRAPER) 6:38 (SHG)
- 2. PHILADELPHIA BRIND'AMOUR (LINDROS, NIINIMAA) 7:37 (PPG)
- 3. DETROIT KOCUR (unassisted) 15:56

Penalties: Sandstrom (Det) (high-sticking) 5:50, Fetisov (Det) (interference) 11:26, Klatt (Phi) (interference) 17:09, Kocur (Det) (interference) 19:42.

Second Period

- 4. DETROIT FEDOROV (MURPHY, MCCARTY) 11:41 (GWG)
- 5. PHILADELPHIA LeCLAIR (RENBERG, LINDROS) 17:11

Penalties: Lacroix (Phi) (interference) 5:48, Fedorov (Det) (tripping) 7:08, Fetisov (Det) (interference) 15:07, Klatt (Phi) (charging) 17:45.

Third Period

- 6. DETROIT YZERMAN (MURPHY) 0:56

Penalties: Svoboda (Phi) (cross-checking) 6:27, Lindros (Phi) (roughing) 17:48.

Goalies: Vernon (Det), Hextall (Phi)

Shots:	Det	8	-	12	-	10	30
	Phi	10	-	9	-	9	28

Referee: Bill McCreary

Linesmen: Ray Scapinello, Dan Schachte

Game #2 - June 3, 1997 - CoreStates Center - Detroit 4, Philadelphia 2

DETROIT: Doug Brown, Kris Draper, Sergei Fedorov, Viacheslav Fetisov, Joe Kocur, Vladimir Konstantinov, Vyacheslav Kozlov, Martin Lapointe, Igor Larionov, Nicklas Lidstrom, Kirk Maltby, Darren McCarty, Larry Murphy, Bob Rouse, Tomas Sandstrom, Brendan Shanahan, Mike Vernon, Aaron Ward, Steve Yzerman.

PHILADELPHIA: Rod Brind'Amour, Paul Coffey, Eric Desjardins, John Druce, Karl Dykhuis, Pat Falloon, Colin Forbes, Dale Hawerchuk, Trent Klatt, John LeClair, Eric Lindros, Janne Niinimaa, Joel Otto, Shjon Podein, Mikael Renberg, Kjell Samuelsson, Garth Snow, Chris Therien, Dainius Zubrus.

First Period

- 1. DETROIT SHANAHAN (unassisted) 1:37
- 2. DETROIT YZERMAN (MURPHY, FETISOV) 9:22 (PPG)
- 3. PHILADELPHIA BRIND'AMOUR (NIINIMAA) 17:42 (PPG)
- 4. PHILADELPHIA BRIND'AMOUR (NIINIMAA, LeCLAIR) 18:51 (PPG)

Penalties: Coffey (Phi) (holding) 4:29, Coffey (Phi) (hooking) 7:24, Lapointe (Det) (charging) 10:21, Fetisov (Det) (high-sticking) 17:09, Larionov (Det) (hooking) 18:37.

Second Period

- 5. DETROIT MALTBY (KOCUR) 2:39 (GWG)

Penalties: Maltby (Det), Coffey (Phi) (roughing) 6:54, Detroit bench (too many men) 9:03, LeClair (Phi) (elbowing) 12:13.

Third Period

- 6. DETROIT SHANAHAN (LAPOINTE, FEDOROV) 9:56

Penalties: Lapointe (Det), Dykhuis (Phi) (roughing) 10:27.

Goalies: Vernon (Det), Snow (Phi)

Shots:	Det	14	-	9	-	5	28
	Phi	14	-	9	-	8	31

Referee: Terry Gregson

Linesmen: Wayne Bonney, Gord Broseker

Game #3 - June 5, 1997 - Joe Louis Arena - Detroit 6, Philadelphia 1

PHILADELPHIA: Rod Brind'Amour, Eric Desjardins, John Druce, Karl Dykhuis, Pat Falloon, Colin Forbes, Dale Hawerchuk, Ron Hextall, Trent Klatt, John LeClair, Eric Lindros, Janne Niinimaa, Joel Otto, Michel Petit, Shjon Podein, Mikael Renberg, Kjell Samuelsson, Chris Therien, Dainius Zubrus.

DETROIT: Doug Brown, Kris Draper, Sergei Fedorov, Viacheslav Fetisov, Joe Kocur, Vladimir Konstantinov, Vyacheslav Kozlov, Martin Lapointe, Igor Larionov, Nicklas Lidstrom, Kirk Maltby, Darren McCarty, Larry Murphy, Bob Rouse, Tomas Sandstrom, Brendan Shanahan, Mike Vernon, Aaron Ward, Steve Yzerman.

First Period

- 1. PHILADELPHIA LeCLAIR (DESJARDINS, BRIND'AMOUR)7:03 (PPG)
- 2. DETROIT YZERMAN (KOZLOV) 9:03 (PPG)
- 3. DETROIT FEDOROV 11:05 (GWG)
- 4. DETROIT LAPOINTE (BROWN, FEDOROV) 19:00

Penalties: McCarty (Det) (obstruction-interference) 6:10, Desjardins (Phi) (obstruction-holding) 8:44, Fetisov (Det) (obstruction-interference) 12:14, Sandstrom (Det) (obstruction-holding) 12:54, Lapointe (Det) (tripping) 16:43.

Second Period

- 5. DETROIT FEDOROV (KOZLOV, SHANAHAN) 3:12 (PPG)
- 6. DETROIT SHANAHAN (MCCARTY, FETISOV) 19:17

Penalties: Klatt (Phi) (obstruction-hooking) 2:24, Petit (Phi) (holding) 10:14.

Third Period

- 7. DETROIT LAPOINTE (FEDOROV, VERNON) 1:08 (PPG)

Penalties: Lindros (Phi) (cross-checking) 0:46, Lindros (Phi) (elbowing) 8:12, McCarty (Det) (obstruction-interference) 8:39, Fetisov (Det) (slashing) 13:02, Brown (Det) (slashing) 19:41.

Goalies: Hextall (Phi), Vernon (Det)

Shots:	Phi	8	-	7	-	7	22
	Det	10	-	12	-	7	29

Referee: Kerry Fraser

Linesmen: Ray Scapinello, Dan Schachte

Game #4 - June 7, 1997 - Joe Louis Arena - Detroit 2, Philadelphia 1

PHILADELPHIA: Rod Brind'Amour, Eric Desjardins, John Druce, Karl Dykhuis, Pat Falloon, Colin Forbes, Ron Hextall, Trent Klatt, Daniel Lacroix, John LeClair, Eric Lindros, Janne Niinimaa, Joel Otto, Michel Petit, Shjon Podein, Mikael Renberg, Kjell Samuelsson, Chris Therien, Dainius Zubrus.

DETROIT: Doug Brown, Kris Draper, Sergei Fedorov, Viacheslav Fetisov, Joe Kocur, Vladimir Konstantinov, Vyacheslav Kozlov, Martin Lapointe, Igor Larionov, Nicklas Lidstrom, Kirk Maltby, Darren McCarty, Larry Murphy, Bob Rouse, Tomas Sandstrom, Brendan Shanahan, Mike Vernon, Aaron Ward, Steve Yzerman.

First Period

- 1. DETROIT LIDSTROM (MALTBY) 19:27

Penalties: LeClair (Phi) (obstruction-holding) 3:23, Larionov (Det) (obstruction-interference) 4:31, Lindros (Phi) (obstruction-interference) 9:22, Falloon (Phi) (holding the stick) 13:21.

Second Period

- 2. DETROIT MCCARTY (SANDSTROM, YZERMAN) 13:02 (GWG)

Penalties: Konstantinov (Det) (obstruction-interference) 9:27.

Third Period

- 3. PHILADELPHIA LINDROS (DESJARDINS) 19:45

Penalties: Samuelsson (Phi) (high-sticking) 1:32, Podein (Phi) (high-sticking) 11:54, Draper (Det) (slashing) 14:39.

Goalies: Hextall (Phi), Vernon (Det)

Shots:	Phi	8	-	12	-	7	27
	Det	9	-	10	-	9	28

Referee: Bill McCreary

Linesmen: Wayne Bonney, Gord Broseker

DETROIT RED WINGS WIN SERIES 4-0

1996

COLORADO AVALANCHE – FLORIDA PANTHERS

Game #1 - June 4, 1996 - McNichols Sports Arena - Colorado 3, Florida 1

FLORIDA: Stu Barnes, Terry Carkner, Tom Fitzgerald, Johan Garpenlov, Mike Hough, Jody Hull, Ed Jovanovski, Paul Laus, Bill Lindsay, Dave Lowry, Scott Mellanby, Gord Murphy, Rob Niedermayer, Ray Sheppard, Brian Skrudland, Martin Straka, Robert Svehla, John Vanbiesbrouck, Rhett Warrener.

COLORADO: Rene Corbet, Adam Deadmarsh, Adam Foote, Peter Forsberg, Alexei Gusarov, Dave Hannan, Valeri Kamensky, Mike Keane, Jon Klemm, Uwe Krupp, Sylvain Lefebvre, Curtis Leschyshyn, Sandis Ozolinsh, Mike Ricci, Patrick Roy, Warren Rychel, Joe Sakic, Stephane Yelle, Scott Young.

First Period

1. FLORIDA FITZGERALD (LINDSAY) 16:51
Penalties: Mellanby (Fla) (roughing) 9:12, Skrudland (Fla) (roughing) 9:21, Krupp (Col) (high-sticking) 13:46, Gusarov (Col) (holding) 18:15.

Second Period

2. COLORADO YOUNG (DEADMARSH, LEFEBVRE) 10:32
3. COLORADO RICCI (OZOLINSH, KEANE) 12:21 (GWG)
4. COLORADO KRUPP (KAMENSKY, FORSBERG) 14:21
Penalties: Svehla (Fla) (interference) 0:41, Lindsay (Fla) (roughing) 7:56, Ricci (Col) (roughing) 15:31, Svehla (Fla) (roughing) 17:39, Ricci (Col) (goaltender interference) 18:30.

Third Period

No scoring.
Penalties: Sakic (Col) (holding) 3:35, Carkner (Fla) (slashing) 7:51, Vanbiesbrouck (Fla) (slashing) 9:55, Jovanovski (Fla) (roughing) 19:42.

Goalies: Vanbiesbrouck (Fla), Roy (Col)

Shots:	Fla	12	-	6	-	8	26
	Col	6	-	15	-	9	30

Referee: Bill McCreary
Linesmen: Brian Murphy, Ray Scapinello

Game #2 - June 6, 1996 - McNichols Sports Arena - Colorado 8, Florida 1

FLORIDA: Stu Barnes, Terry Carkner, Tom Fitzgerald, Mark Fitzpatrick, Johan Garpenlov, Mike Hough, Jody Hull, Ed Jovanovski, Paul Laus, Bill Lindsay, Dave Lowry, Scott Mellanby, Gord Murphy, Rob Niedermayer, Ray Sheppard, Brian Skrudland, Martin Straka, Robert Svehla, John Vanbiesbrouck, Rhett Warrener.

COLORADO: Rene Corbet, Adam Deadmarsh, Adam Foote, Peter Forsberg, Alexei Gusarov, Dave Hannan, Valeri Kamensky, Mike Keane, Jon Klemm, Uwe Krupp, Sylvain Lefebvre, Curtis Leschyshyn, Sandis Ozolinsh, Mike Ricci, Patrick Roy, Warren Rychel, Joe Sakic, Stephane Yelle, Scott Young.

First Period

1. COLORADO FORSBERG (unassisted) 4:11
2. FLORIDA BARNES (LOWRY, JOVANOVSKI) 7:52 (PPG)
3. COLORADO CORBET (YOUNG, SAKIC) 10:43 (PPG, GWG)
4. COLORADO FORSBERG (SAKIC, OZOLINSH) 13:46 (PPG)
5. COLORADO FORSBERG (SAKIC, DEADMARSH) 15:05 (PPG)
Penalties: Deadmarsh (Col) (roughing) 5:53, Lindsay (Fla) (slashing) 8:55, Carkner (Fla) (roughing) 12:51, Vanbiesbrouck (Fla) (interference) 14:50.

Second Period

6. COLORADO CORBET (unassisted) 4:37
7. COLORADO KAMENSKY (GUSAROV, DEADMARSH) 5:08
8. COLORADO KLEMM (CORBET, KRUPP) 10:03
Penalties: Lefebvre (Col) (holding) 6:26, Rychel (Col) (roughing) 17:01.

Third Period

9. COLORADO KLEMM (SAKIC) 17:28 (PPG)
Penalties: Kamensky (Col) (high-sticking-double minor) 3:11, Jovanovski (Fla), Kamensky (Col) (roughing), Leschyshyn (Col) (charging) 7:28, Jovanovski (Fla) (fighting), Rychel (Col) (instigator, fighting, game misconduct) 9:39, Laus (Fla) (goaltender interference) 11:42, Mellanby (Fla) (roughing) 16:09.

Goalies: Vanbiesbrouck, Fitzpatrick (Fla), Roy (Col)

Shots:	Fla	8	-	15	-	5	28
	Col	11	-	12	-	7	30

Referee: Don Koharski
Linesmen: Kevin Collins, Gerard Gauthier

Game #3 - June 8, 1996 - Miami Arena - Colorado 3, Florida 2

COLORADO: Rene Corbet, Adam Deadmarsh, Adam Foote, Peter Forsberg, Alexei Gusarov, Dave Hannan, Valeri Kamensky, Mike Keane, Jon Klemm, Uwe Krupp, Sylvain Lefebvre, Claude Lemieux, Curtis Leschyshyn, Sandis Ozolinsh, Mike Ricci, Patrick Roy, Joe Sakic, Stephane Yelle, Scott Young.

FLORIDA: Stu Barnes, Terry Carkner, Tom Fitzgerald, Johan Garpenlov, Mike Hough, Ed Jovanovski, Paul Laus, Bill Lindsay, Dave Lowry, Scott Mellanby, Gord Murphy, Rob Niedermayer, Ray Sheppard, Brian Skrudland, Martin Straka, Robert Svehla, John Vanbiesbrouck, Rhett Warrener, Jason Woolley.

First Period

1. COLORADO LEMIEUX (KAMENSKY, FORSBERG) 2:44
2. FLORIDA SHEPPARD (STRAKA, JOVANOVSKI) 9:14 (PPG)
3. FLORIDA NIEDERMAYER (MELLANBY, GARPENLOV) 11:19
Penalties: Deadmarsh (Col) (hooking) 7:40, Foote (Col), Lowry (Fla) (roughing) 12:49.

Second Period

4. COLORADO KEANE (FOOTE, GUSAROV) 1:38
5. COLORADO SAKIC (DEADMARSH, LESCHYSHYN) 3:00 (GWG)
Penalties: none.

Third Period

No scoring.

Penalties: none.

Goalies: Roy (Col), Vanbiesbrouck (Fla)

Shots:	Col	6	-	10	-	6	22
	Fla	16	-	13	-	5	34

Referee: Andy Van Hellemond
Linesmen: Brian Murphy, Ray Scapinello

Game #4 - June 10, 1996 - Miami Arena - Colorado 1, Florida 0 (3 OT)

COLORADO: Rene Corbet, Adam Deadmarsh, Adam Foote, Peter Forsberg, Alexei Gusarov, Valeri Kamensky, Mike Keane, Jon Klemm, Uwe Krupp, Sylvain Lefebvre, Claude Lemieux, Curtis Leschyshyn, Sandis Ozolinsh, Mike Ricci, Patrick Roy, Warren Rychel, Joe Sakic, Stephane Yelle, Scott Young.

FLORIDA: Stu Barnes, Terry Carkner, Radek Dvorak, Tom Fitzgerald, Johan Garpenlov, Mike Hough, Ed Jovanovski, Paul Laus, Bill Lindsay, Dave Lowry, Scott Mellanby, Gord Murphy, Rob Niedermayer, Ray Sheppard, Brian Skrudland, Martin Straka, Robert Svehla, John Vanbiesbrouck, Jason Woolley.

First Period

No scoring.
Penalties: Svehla (Fla) (roughing) 18:51.

Second Period

No scoring.
Penalties: Kamensky (Col) (hooking), Ozolinsh (Col), Niedermayer (Fla) (roughing) 5:21, Foote (Col) (roughing) 9:28, Jovanovski (Fla) (cross-checking) 12:27, Leschyshyn (Col) (hooking) 15:33, Ricci (Col), Barnes (Fla) (roughing) 18:05.

Third Period

No scoring.
Penalties: Vanbiesbrouck (Fla) (interference) 5:15, Lemieux (Col) (high-sticking) 6:29.

First Overtime

No scoring.
Penalties: Ozolinsh (Col), Garpenlov (Fla) (roughing) 13:04.

Second Overtime

No scoring.
Penalties: Lemieux (Col) (roughing), Skrudland (Fla) (slashing) 9:57.

Third Overtime

1. COLORADO KRUPP (unassisted) 4:31 (GWG)
Penalties: none.

Goalies: Roy (Col), Vanbiesbrouck (Fla)

Shots:	Col	9	-	10	-	10	-	11	-	12	-	4	56
	Fla	10	-	17	-	8	-	7	-	18	-	3	63

Referee: Bill McCreary
Linesmen: Kevin Collins, Gerard Gauthier

COLORADO AVALANCHE WIN SERIES 4-0

1995

NEW JERSEY DEVILS - DETROIT RED WINGS

Game #1 - June 17, 1995 - Joe Louis Arena - New Jersey 2, Detroit 1

NEW JERSEY: Tommy Albelin, Martin Brodeur, Neal Broten, Sergei Brylin, Bob Carpenter, Shawn Chambers, Tom Chorske, Ken Daneyko, Bruce Driver, Bill Guerin, Bobby Holik, Claude Lemieux, John MacLean, Randy McKay, Scott Niedermayer, Mike Peluso, Stephane Richer, Scott Stevens, Valeri Zelepukin.

DETROIT: Doug Brown, Shawn Burr, Dino Ciccarelli, Paul Coffey, Kris Draper, Bob Errey, Sergei Fedorov, Viacheslav Fetisov, Stu Grimson, Mark Howe, Vladimir Konstantinov, Vyacheslav Kozlov, Nicklas Lidstrom, Darren McCarty, Keith Primeau, Bob Rouse, Ray Sheppard, Mike Vernon, Steve Yzerman.

First Period

No scoring.

Penalties: Guerin (NJ) (holding) 6:47, Konstantinov (Det) (holding the stick) 11:05.

Second Period

- | | | | |
|----|------------|-------------------------------|-------------|
| 1. | NEW JERSEY | RICHER (ALBELIN, BROTEN) | 9:41 (PPG) |
| 2. | DETROIT | CICCARELLI (LIDSTROM, COFFEY) | 13:08 (PPG) |

Penalties: Draper (Det) (roughing) 9:35, Holik (NJ) (high-sticking) 11:37, Lemieux (NJ) (hooking) 13:41, Daneyko (NJ), Ciccarelli (Det) (roughing) 15:54.

Third Period

- | | | | |
|----|------------|----------------------------|------------|
| 3. | NEW JERSEY | LEMIEUX (MacLEAN, CHORSKE) | 3:17 (GWG) |
|----|------------|----------------------------|------------|

Penalties: Brown (Det) (tripping) 4:48.

Goalies: Brodeur (NJ), Vernon (Det)

Shots:	NJ	9	-	10	-	9	28
	Det	7	-	5	-	5	17

Referee: Bill McCreary

Linesmen: Brian Murphy, Kevin Collins

Game #2 - June 20, 1995 - Joe Louis Arena - New Jersey 4, Detroit 2

NEW JERSEY: Tommy Albelin, Martin Brodeur, Neal Broten, Bob Carpenter, Shawn Chambers, Ken Daneyko, Jim Dowd, Bruce Driver, Bill Guerin, Bobby Holik, Claude Lemieux, John MacLean, Randy McKay, Scott Niedermayer, Mike Peluso, Stephane Richer, Brian Rolston, Scott Stevens, Valeri Zelepukin.

DETROIT: Doug Brown, Shawn Burr, Dino Ciccarelli, Paul Coffey, Kris Draper, Bob Errey, Sergei Fedorov, Viacheslav Fetisov, Mark Howe, Vladimir Konstantinov, Vyacheslav Kozlov, Mike Krushelnyski, Nicklas Lidstrom, Darren McCarty, Bob Rouse, Ray Sheppard, Tim Taylor, Mike Vernon, Steve Yzerman.

First Period

No scoring.

Penalties: Stevens (NJ) (roughing) 0:37, Ciccarelli (Det) (slashing) 5:57, McCarty (Det) (roughing) 8:49, Broten (NJ) (high-sticking) 9:27.

Second Period

- | | | | |
|----|------------|-------------------------------|------------|
| 1. | DETROIT | KOZLOV (CICCARELLI, FEDOROV) | 7:17 (PPG) |
| 2. | NEW JERSEY | MacLEAN (NIEDERMAYER, BROTEN) | 9:40 |

Penalties: Brodeur (NJ) (delay of game) 6:56, Guerin (NJ), McCarty (Det) (slashing) 8:58, Errey (Det) (charging) 16:01, Dowd (NJ) (interference) 18:30.

Third Period

- | | | | |
|----|------------|--------------------------|-------------|
| 3. | DETROIT | FEDOROV (BROWN, FETISOV) | 1:36 |
| 4. | NEW JERSEY | NIEDERMAYER (DOWD) | 9:47 |
| 5. | NEW JERSEY | DOWD (CHAMBERS, ALBELIN) | 18:36 (GWG) |
| 6. | NEW JERSEY | RICHER (NIEDERMAYER) | 19:36 (ENG) |

Penalties: Holik (NJ) (boarding) 4:58.

Goalies: Brodeur (NJ), Vernon (Det)

Shots:	NJ	3	-	9	-	11	23
	Det	7	-	6	-	5	18

Referee: Terry Gregson

Linesmen: Wayne Bonney, Ray Scapinello

Game #3 - June 22, 1995 - Meadowlands Arena - New Jersey 5, Detroit 2

DETROIT: Doug Brown, Dino Ciccarelli, Paul Coffey, Kris Draper, Bob Errey, Sergei Fedorov, Viacheslav Fetisov, Vladimir Konstantinov, Vyacheslav Kozlov, Martin Lapointe, Nicklas Lidstrom, Darren McCarty, Chris Osgood, Keith Primeau, Mike Ramsey, Bob Rouse, Ray Sheppard, Tim Taylor, Mike Vernon, Steve Yzerman.

NEW JERSEY: Tommy Albelin, Martin Brodeur, Neal Broten, Sergei Brylin, Bob Carpenter, Shawn Chambers, Tom Chorske, Ken Daneyko, Bruce Driver, Bill Guerin, Bobby Holik, Claude Lemieux, John MacLean, Randy McKay, Scott Niedermayer, Mike Peluso, Stephane Richer, Scott Stevens, Valeri Zelepukin.

First Period

- | | | | |
|----|------------|------------------------------|-------------|
| 1. | NEW JERSEY | DRIVER (BROTEN, MacLEAN) | 10:30 (PPG) |
| 2. | NEW JERSEY | LEMIEUX (CARPENTER, STEVENS) | 16:52 |

Penalties: Primeau (Det) (slashing), Lemieux (NJ) (roughing) 1:09, Konstantinov (Det) (holding the stick) 8:56, Holik (NJ) (tripping) 10:58, Lapointe (Det), Guerin (NJ) (unsportsmanlike conduct) 16:58.

Second Period

- | | | | |
|----|------------|---------------------------|------------|
| 3. | NEW JERSEY | BROTEN (STEVENS, MacLEAN) | 6:59 (GWG) |
| 4. | NEW JERSEY | McKAY (HOLIK, DRIVER) | 8:20 |

Penalties: Broten (NJ) (holding the stick) 11:01, Primeau (Det) (tripping) 16:03, Carpenter (NJ) (cross-checking) 19:47.

Third Period

- | | | | |
|----|------------|------------------------------|-------------|
| 5. | NEW JERSEY | HOLIK (GUERIN, RICHER) | 8:14 (PPG) |
| 6. | DETROIT | FEDOROV (FETISOV, BROWN) | 16:57 (PPG) |
| 7. | DETROIT | YZERMAN (SHEPPARD, LIDSTROM) | 18:27 (PPG) |

Penalties: Albelin (NJ) (high-sticking) 2:30, Konstantinov (Det) (high-sticking) 4:25, Draper (Det) (high-sticking) 5:17, Primeau (Det) (cross-checking) 6:31, Holik (NJ) (interference) 8:44, Richer (NJ) (hooking) 12:28, Ciccarelli (Det), Taylor (Det) (roughing), Lapointe (Det), Zelepukin (NJ) (roughing-double minor), Guerin (NJ) (boarding, roughing), Brylin (NJ) (high-sticking, roughing) 15:37.

Goalies: Vernon, Osgood (Det), Brodeur (NJ)

Shots:	Det	7	-	5	-	12	24
	NJ	15	-	8	-	8	31

Referee: Kerry Fraser

Linesmen: Kevin Collins, Brian Murphy

Game #4 - June 24, 1995 - Meadowlands Arena - New Jersey 5, Detroit 2

DETROIT: Doug Brown, Dino Ciccarelli, Paul Coffey, Kris Draper, Bob Errey, Sergei Fedorov, Viacheslav Fetisov, Stu Grimson, Vladimir Konstantinov, Vyacheslav Kozlov, Mike Krushelnyski, Martin Lapointe, Nicklas Lidstrom, Darren McCarty, Keith Primeau, Mike Ramsey, Bob Rouse, Mike Vernon, Steve Yzerman.

NEW JERSEY: Tommy Albelin, Martin Brodeur, Neal Broten, Sergei Brylin, Bob Carpenter, Shawn Chambers, Tom Chorske, Ken Daneyko, Bruce Driver, Bill Guerin, Bobby Holik, Claude Lemieux, John MacLean, Randy McKay, Scott Niedermayer, Mike Peluso, Stephane Richer, Brian Rolston, Scott Stevens.

First Period

- | | | | |
|----|------------|-----------------------------|-------------|
| 1. | NEW JERSEY | BROTEN (RICHER, CHORSKE) | 1:08 |
| 2. | DETROIT | FEDOROV (LAPOINTE, FETISOV) | 2:03 |
| 3. | DETROIT | COFFEY (BROWN, FEDOROV) | 13:01 (SHG) |
| 4. | NEW JERSEY | CHAMBERS (DRIVER, MacLEAN) | 17:45 |

Penalties: Errey (Det) (hooking) 11:03, Daneyko (NJ) (roughing) 13:36, Primeau (Det) (goal-tender interference) 15:35.

Second Period

- | | | | |
|----|------------|------------------------------|------------|
| 5. | NEW JERSEY | BROTEN (NIEDERMAYER, GUERIN) | 7:56 (GWG) |
|----|------------|------------------------------|------------|
- Penalties: Daneyko (NJ) (slashing) 0:30, Lapointe (Det), Stevens (NJ) (roughing) 10:09, Guerin (NJ) (interference) 12:43, Konstantinov (Det) (hooking) 19:12.

Third Period

- | | | | |
|----|------------|---------------------------|-------|
| 6. | NEW JERSEY | BRYLIN (ROLSTON, GUERIN) | 7:46 |
| 7. | NEW JERSEY | CHAMBERS (BRYLIN, GUERIN) | 12:32 |

Penalties: Grimson (Det) (roughing) 10:24.

Goalies: Vernon (Det), Brodeur (NJ)

Shots:	Det	8	-	7	-	1	16
	NJ	8	-	8	-	10	26

Referee: Bill McCreary

Linesmen: Wayne Bonney, Ray Scapinello

NEW JERSEY DEVILS WIN SERIES 4-0

1994

NEW YORK RANGERS – VANCOUVER CANUCKS

Game #1 - May 31, 1994 - Madison Square Garden - Vancouver 3, NY Rangers 2 (OT)

VANCOUVER: Greg Adams, Shawn Antoski, Dave Babych, Jeff Brown, Pavel Bure, Geoff Courtall, Murray Craven, Gerald Diduck, Martin Gelin, Brian Glynn, Bret Hedican, Tim Hunter, Nathan LaFayette, Trevor Linden, Jyrki Lumme, John McIntyre, Kirk McLean, Sergio Momesso, Cliff Ronning.

NY RANGERS: Glenn Anderson, Jeff Beukeboom, Greg Gilbert, Adam Graves, Joe Kocur, Alex Kovalev, Steve Larmer, Brian Leetch, Doug Lidster, Kevin Lowe, Craig MacTavish, Stephane Matteau, Mark Messier, Sergei Nemchinov, Brian Noonan, Mike Richter, Esa Tikkanen, Jay Wells, Sergei Zubov.

First Period

- | | | | |
|----|------------|--------------------------|------|
| 1. | NY RANGERS | LARMER (KOVALEV, LEETCH) | 3:32 |
|----|------------|--------------------------|------|

Penalties: Wells (NYR) (cross-checking) 1:47, Linden (Van) (tripping) 2:27, McIntyre (Van) (roughing) 8:50, Craven (Van) (slashing) 10:35, Beukeboom (NYR) (interference) 15:54.

Second Period

No scoring.

Penalties: Messier (NYR) (hooking) 0:20, Lidster (NYR) (tripping) 8:49, Lowe (NYR) (roughing) 8:50, Courtall (Van) (interference) 13:18, Momesso (Van) (goaltender interference) 16:15, Beukeboom (NYR) (high-sticking) 19:34.

Third Period

2.	VANCOUVER	HEDICAN (ADAMS, LUMME)	5:45
3.	NY RANGERS	KOVALEV (LEETCH, ZUBOV)	8:29
4.	VANCOUVER	GELINAS (RONNING, MOMESSO)	19:00

Penalties: none.

First Overtime

5.	VANCOUVER	ADAMS (RONNING, BURE)	19:26 (GWG)
----	-----------	-----------------------	-------------

Penalties: Momesso (Van), Gilbert (NYR) (roughing) 9:31.

Goalies: McLean (Van), Richter (NYR)

Shots:	Van	10	-	5	-	7	-	9	31
	NYR	15	-	9	-	13	-	17	54

Referee: Terry Gregson

Linesmen: Randy Mitton, Ray Scapinello

Game #2 - June 2, 1994 - Madison Square Garden - NY Rangers 3, Vancouver 1

VANCOUVER: Greg Adams, Shawn Antoski, Dave Babych, Jeff Brown, Pavel Bure, Geoff Courtnall, Murray Craven, Gerald Diduck, Martin Gelin, Brian Glynn, Bret Hedican, Tim Hunter, Nathan LaFayette, Trevor Linden, Jyrki Lumme, John McIntyre, Kirk McLean, Sergio Momesso, Cliff Ronning.

NY RANGERS: Glenn Anderson, Jeff Beukeboom, Greg Gilbert, Adam Graves, Alexander Karpovtsev, Joe Kocur, Alex Kovalev, Steve Larmer, Brian Leetch, Doug Lidster, Craig MacTavish, Stephane Matteau, Mark Messier, Sergei Nemchinov, Brian Noonan, Mike Richter, Esa Tikkanen, Jay Wells, Sergei Zubov.

First Period

1.	NY RANGERS	LIDSTER (unassisted)	6:22
2.	VANCOUVER	MOMESSO (RONNING, HEDICAN)	14:04

Penalties: Craven (Van) (tripping) 2:03, Lidster (NYR) (interference) 7:44, Hunter (Van) (roughing) 10:21, Hunter (Van) (misconduct) 15:26, Anderson (NYR) (interference) 16:55.

Second Period

3.	NY RANGERS	ANDERSON (MESSIER)	11:42 (SHG, GWG)
----	------------	--------------------	------------------

Penalties: Brown (Van) (hooking) 4:27, Matteau (NYR) (holding) 6:12, Graves (NYR) (tripping) 10:35, Antoski (Van) (roughing) 13:58, Tikkanen (NYR) (goaltender interference) 17:08.

Third Period

4.	NY RANGERS	LEETCH (unassisted)	19:55 (ENG)
----	------------	---------------------	-------------

Penalties: Lidster (NYR) (interference) 1:43, Diduck (Van), Kovalev (NYR) (high-sticking) 4:32, Brown (Van), Matteau (NYR) (roughing) 15:29.

Goalies: McLean (Van), Richter (NYR)

Shots:	Van	10	-	6	-	13	29
	NYR	14	-	13	-	13	40

Referee: Bill McCreary

Linesmen: Kevin Collins, Gerard Gauthier

Game #3 - June 4, 1994 - Pacific Coliseum - NY Rangers 5, Vancouver 1

NY RANGERS: Glenn Anderson, Jeff Beukeboom, Greg Gilbert, Adam Graves, Alexander Karpovtsev, Joe Kocur, Alex Kovalev, Steve Larmer, Brian Leetch, Doug Lidster, Kevin Lowe, Craig MacTavish, Stephane Matteau, Mark Messier, Sergei Nemchinov, Brian Noonan, Mike Richter, Esa Tikkanen, Jay Wells.

VANCOUVER: Greg Adams, Shawn Antoski, Dave Babych, Jeff Brown, Pavel Bure, Geoff Courtnall, Murray Craven, Gerald Diduck, Martin Gelin, Brian Glynn, Bret Hedican, Tim Hunter, Nathan LaFayette, Trevor Linden, Jyrki Lumme, John McIntyre, Kirk McLean, Sergio Momesso, Cliff Ronning.

First Period

1.	VANCOUVER	BURE (LINDEN, ADAMS)	1:03
2.	NY RANGERS	LEETCH (unassisted)	13:39
3.	NY RANGERS	ANDERSON (NEMCHINOV, BEUKEBOOM)	19:19 (GWG)

Penalties: Wells (NYR) (tripping) 2:54, Anderson (NYR) (roughing), Hunter (Van) (charging) 5:42, Lumme (Van) (holding) 9:57, MacTavish (NYR) (holding) 15:04, Leetch (NYR) (tripping) 17:56, Lowe (NYR) (high-sticking), Messier (NYR) (roughing), Ronning (Van) (high-sticking), Momesso (Van) (roughing), Bure (Van) (high-sticking-major, game misconduct) 18:12.

Second Period

4.	NY RANGERS	LEETCH (TIKKANEN, BEUKEBOOM)	18:32
----	------------	------------------------------	-------

Penalties: Lowe (NYR) (roughing) 5:34, Messier (NYR), Antoski (Van) (roughing) 16:28.

Third Period

5.	NY RANGERS	LARMER (unassisted)	0:25
6.	NY RANGERS	KOVALEV (GRAVES, MESSIER)	13:03 (PPG)

Penalties: Tikkanen (NYR) (hooking) 3:13, Hedican (Van) (holding) 5:34, McIntyre (Van) (holding) 7:58, MacTavish (NYR) (holding) 9:46, Momesso (Van) (cross-checking) 11:42, Gelin (Van) (roughing) 16:35, Antoski (Van) (cross-checking, roughing) 19:19.

Goalies: Richter (NYR), McLean (Van)

Shots:	NYR	11	-	5	-	9	25
	Van	9	-	10	-	6	25

Referee: Andy Van Hellemond

Linesmen: Randy Mitton, Ray Scapinello

Game #4 - June 7, 1994 - Pacific Coliseum - NY Rangers 4, Vancouver 2

NY RANGERS: Glenn Anderson, Jeff Beukeboom, Greg Gilbert, Adam Graves, Joe Kocur, Alex Kovalev, Steve Larmer, Brian Leetch, Doug Lidster, Kevin Lowe, Craig MacTavish, Stephane Matteau, Mark Messier, Sergei Nemchinov, Brian Noonan, Mike Richter, Esa Tikkanen, Jay Wells, Sergei Zubov.

VANCOUVER: Greg Adams, Shawn Antoski, Dave Babych, Jeff Brown, Pavel Bure, Geoff Courtnall, Murray Craven, Gerald Diduck, Martin Gelin, Brian Glynn, Bret Hedican, Tim Hunter, Nathan LaFayette, Trevor Linden, Jyrki Lumme, John McIntyre, Kirk McLean, Sergio Momesso, Cliff Ronning.

First Period

1.	VANCOUVER	LINDEN (LUMME, BROWN)	13:25 (PPG)
2.	VANCOUVER	RONNING (BURE, CRAVEN)	16:19

Penalties: Courtnall (Van) (elbowing) 3:11, Beukeboom (NYR) (high-sticking) 6:35, Graves (NYR) (holding) 13:02, Messier (NYR) (boarding-major) 14:17, Linden (Van) (holding the stick) 15:07, Courtnall (Van) (interference) 17:54, Tikkanen (NYR) (roughing) 18:45.

Second Period

3.	NY RANGERS	LEETCH (MacTAVISH, GILBERT)	4:03
4.	NY RANGERS	ZUBOV (MESSIER, LEETCH)	19:44 (PPG)

Penalties: Lidster (NYR) (holding) 1:13, Brown (Van) (tripping) 7:19, Lidster (NYR) (holding) 16:58, Adams (Van) (boarding) 18:55.

Third Period

5.	NY RANGERS	KOVALEV (LEETCH, ZUBOV)	15:05 (PPG, GWG)
6.	NY RANGERS	LARMER (ZUBOV, LEETCH)	17:56

Penalties: NY Rangers bench (too many men) 3:53, Lumme (Van) (holding) 4:48, Tikkanen (NYR), Diduck (Van) (roughing) 10:42, Messier (NYR) (slashing) 11:29, Gelin (Van) (roughing) 14:31.

Goalies: Richter (NYR), McLean (Van)

Shots:	NYR	8	-	8	-	11	27
	Van	8	-	12	-	10	30

Referee: Terry Gregson

Linesmen: Kevin Collins, Gerard Gauthier

(NOTE: Vancouver's Pavel Bure was awarded a penalty shot at 6:31 of the second period. He was unsuccessful against NY Rangers' Mike Richter.)

Game #5 - June 9, 1994 - Madison Square Garden - Vancouver 6, NY Rangers 3

VANCOUVER: Greg Adams, Shawn Antoski, Dave Babych, Jeff Brown, Pavel Bure, Geoff Courtnall, Murray Craven, Gerald Diduck, Martin Gelin, Brian Glynn, Bret Hedican, Tim Hunter, Nathan LaFayette, Trevor Linden, Jyrki Lumme, John McIntyre, Kirk McLean, Sergio Momesso, Cliff Ronning.

NY RANGERS: Glenn Anderson, Jeff Beukeboom, Greg Gilbert, Adam Graves, Joe Kocur, Alex Kovalev, Steve Larmer, Brian Leetch, Doug Lidster, Kevin Lowe, Craig MacTavish, Stephane Matteau, Mark Messier, Sergei Nemchinov, Brian Noonan, Mike Richter, Esa Tikkanen, Jay Wells, Sergei Zubov.

First Period

No scoring.

Penalties: Hunter (Van) (elbowing) 0:49, Momesso (Van) (slashing, fighting), Ronning (Van) (roughing), Matteau (NYR) (roughing), Beukeboom (NYR) (instigator, fighting, game misconduct), Wells (NYR) (high-sticking) 12:06, Hunter (Van), Wells (NYR) (roughing) 13:20, Ronning (Van), Larmer (NYR) (holding) 17:20, Nemchinov (NYR) (elbowing) 19:32.

Second Period

1.	VANCOUVER	BROWN (RONNING, ANTOSKI)	8:10
----	-----------	--------------------------	------

Penalties: Courtnall (Van) (elbowing-major) 10:13, Messier (NYR) (hooking) 18:19.

Third Period

2.	VANCOUVER	COURTNALL (LaFAYETTE, HEDICAN)	0:26
3.	VANCOUVER	BURE (CRAVEN)	2:48
4.	NY RANGERS	LIDSTER (KOVALEV)	3:27
5.	NY RANGERS	LARMER (MATTEAU, NEMCHINOV)	6:20
6.	NY RANGERS	MESSIER (ANDERSON, GRAVES)	9:02
7.	VANCOUVER	BABYCH (BURE)	9:31 (GWG)
8.	VANCOUVER	COURTNALL (LaFAYETTE, LUMME)	12:20
9.	VANCOUVER	BURE (RONNING, HEDICAN)	13:04

Penalties: Kocur (NYR) (slashing) 18:41.

Goalies: McLean (Van), Richter (NYR)

Shots:	Van	12	-	8	-	17	37
	NYR	10	-	13	-	15	38

Referee: Andy Van Hellemond

Linesmen: Randy Mitton, Ray Scapinello

Game #6 - June 11, 1994 - Pacific Coliseum - Vancouver 4, NY Rangers 1

NY RANGERS: Glenn Anderson, Jeff Beukeboom, Greg Gilbert, Adam Graves, Joe Kocur, Alex Kovalev, Steve Larmer, Brian Leetch, Doug Lidster, Kevin Lowe, Craig MacTavish, Stephane Matteau, Mark Messier, Sergei Nemchinov, Brian Noonan, Mike Richter, Esa Tikkanen, Jay Wells, Sergei Zubov.

VANCOUVER: Greg Adams, Shawn Antoski, Dave Babych, Jeff Brown, Pavel Bure, Geoff Courtnall, Murray Craven, Gerald Diduck, Martin Gelin, Brian Glynn, Bret Hedican, Tim Hunter, Nathan LaFayette, Trevor Linden, Jyrki Lumme, John McIntyre, Kirk McLean, Sergio Momesso, Cliff Ronning.

First Period

1. VANCOUVER BROWN (LINDEN) 9:42 (PPG)

Penalties: Beukeboom (NYR) (elbowing) 3:02, Leetch (NYR) (interference) 9:39.

Second Period

2. VANCOUVER COURTNALL (LUMME, BURE) 12:29 (GWG)

3. NY RANGERS KOVALEV (MESSIER, LEETCH) 14:42 (PPG)

Penalties: Momesso (Van) (interference) 2:26, Diduck (Van) (tripping) 7:27, McIntyre (Van) (interference) 13:23.

Third Period

4. VANCOUVER BROWN (unassisted) 8:35

5. VANCOUVER COURTNALL (LaFAYETTE, DIDUCK) 18:28

Penalties: none.

Goalies: Richter (NYR), McLean (Van)

Shots:	NYR	7	-	12	-	10	29
	Van	16	-	8	-	7	31

Referee: Bill McCreary

Linesmen: Kevin Collins, Gerard Gauthier

Game #7 - June 14, 1994 - Madison Square Garden - NY Rangers 3, Vancouver 2

VANCOUVER: Greg Adams, Shawn Antoski, Dave Babych, Jeff Brown, Pavel Bure, Geoff Courtnall, Murray Craven, Gerald Diduck, Martin Gelin, Brian Glynn, Bret Hedican, Tim Hunter, Nathan LaFayette, Trevor Linden, Jyrki Lumme, John McIntyre, Kirk McLean, Sergio Momesso, Cliff Ronning.

NY RANGERS: Glenn Anderson, Jeff Beukeboom, Greg Gilbert, Adam Graves, Joe Kocur, Alex Kovalev, Steve Larmer, Brian Leetch, Doug Lidster, Kevin Lowe, Craig MacTavish, Stephane Matteau, Mark Messier, Sergei Nemchinov, Brian Noonan, Mike Richter, Esa Tikkanen, Jay Wells, Sergei Zubov.

First Period

1. NY RANGERS LEETCH (ZUBOV, MESSIER) 11:02

2. NY RANGERS GRAVES (KOVALEV, ZUBOV) 14:45 (PPG)

Penalties: Lumme (Van) (cross-checking) 14:03, Hedican (Van), Tikkanen (NYR) (roughing) 18:50.

Second Period

3. VANCOUVER LINDEN (GLYNN, BURE) 5:21 (SHG)

4. NY RANGERS MESSIER (GRAVES, NOONAN) 13:29 (PPG, GWG)

Penalties: Brown (Van) (interference) 4:38, Babych (Van) (tripping) 12:36, Messier (NYR) (hooking) 16:39.

Third Period

5. VANCOUVER LINDEN (COURTNALL, RONNING) 4:50 (PPG)

Penalties: Tikkanen (NYR) (hooking) 4:16, Linden (Van), MacTavish (NYR) (roughing) 10:55.

Goalies: McLean (Van), Richter (NYR)

Shots:	Van	9	-	12	-	9	30
	NYR	12	-	14	-	9	35

Referee: Terry Gregson

Linesmen: Kevin Collins, Ray Scapinello

1993**MONTREAL CANADIENS – LOS ANGELES KINGS****Game #1 - June 1, 1993 - Montreal Forum - Los Angeles 4, Montreal 1**

LOS ANGELES: Rob Blake, Pat Conacher, Mike Donnelly, Tony Granato, Wayne Gretzky, Mark Hardy, Kelly Hruddy, Charlie Huddy, Jari Kurri, Marty McSorley, Corey Millen, Luc Robitaille, Warren Rychel, Tomas Sandstrom, Gary Shuchuk, Darryl Sydor, Dave Taylor, Tim Watters, Alexei Zhitnik.

MONTREAL: Brian Bellows, Patrice Brisebois, Benoit Brunet, Guy Carbonneau, J.J. Daigneault, Vincent Damphousse, Eric Desjardins, Gilbert Dionne, Paul DiPietro, Sean Hill, Stephan Lebeau, John LeClair, Gary Leeman, Kirk Muller, Lyle Odelein, Ed Ronan, Patrick Roy, Denis Savard, Mathieu Schneider.

First Period

1. LOS ANGELES ROBITAILLE (ZHITNIK, GRETZKY) 3:30 (PPG)

2. MONTREAL RONAN (unassisted) 18:09

Penalties: Odelein (Mtl) (holding) 2:42, Dionne (Mtl) (high-sticking) 6:12, McSorley (LA) (delay of game) 11:03, Kurri (LA) (holding) 15:54.

Second Period

3. LOS ANGELES ROBITAILLE (BLAKE, GRETZKY) 17:41 (PPG, GWG)

Penalties: Granato (LA) (goaltender interference) 5:08, Taylor (LA), Muller (Mtl) (roughing) 6:23, McSorley (LA), Odelein (Mtl) (unsportsmanlike conduct) 7:16, Damphousse (Mtl) (slashing) 10:23, Millen (LA), Desjardins (Mtl) (high-sticking), Brisebois (Mtl) (holding) 17:23, Roy (Mtl) (delay of game) 18:33, Gretzky (LA) (hooking) 19:32.

Third Period

4. LOS ANGELES KURRI (GRETZKY, GRANATO) 1:51

5. LOS ANGELES GRETZKY (SANDSTROM) 18:02 (ENG)

Penalties: Huddy (LA) (hooking) 6:41, Daigneault (Mtl) (cross-checking) 18:41.

Goalies: Hruddy (LA), Roy (Mtl)

Shots:	LA	11	-	20	-	7	38
	Mtl	11	-	10	-	11	32

Referee: Andy Van Hellemond

Linesmen: Gerard Gauthier, Ray Scapinello

Game #2 - June 3, 1993 - Montreal Forum - Montreal 3, Los Angeles 2 (OT)

LOS ANGELES: Rob Blake, Pat Conacher, Mike Donnelly, Tony Granato, Wayne Gretzky, Kelly Hruddy, Charlie Huddy, Marty McSorley, Corey Millen, Luc Robitaille, Warren Rychel, Tomas Sandstrom, Gary Shuchuk, Darryl Sydor, Dave Taylor, Tim Watters, Alexei Zhitnik.

MONTREAL: Brian Bellows, Patrice Brisebois, Benoit Brunet, Guy Carbonneau, J.J. Daigneault, Vincent Damphousse, Eric Desjardins, Gilbert Dionne, Paul DiPietro, Kevin Haller, Mike Keane, Stephan Lebeau, John LeClair, Gary Leeman, Kirk Muller, Lyle Odelein, Ed Ronan, Patrick Roy, Mathieu Schneider.

1. MONTREAL DESJARDINS (DAMPHOUSSE, LEBEAU) 18:31

Penalties: Odelein (Mtl) (roughing) 5:57, Robitaille (LA) (hooking) 6:40, Brisebois (Mtl) (interference) 7:05, Blake (LA) (tripping) 10:25, Roy (Mtl) (high-sticking) 10:38, Watters (LA) (holding), Muller (Mtl) (tripping) 13:01, Sydor (LA) (holding) 14:44, Schneider (Mtl) (high-sticking) 17:02, Granato (LA) (holding) 17:53.

Second Period

2. LOS ANGELES TAYLOR (unassisted) 5:12 (SHG)

Penalties: Muller (Mtl) (cross-checking) 0:35, Huddy (LA) (cross-checking) 4:20, McSorley (LA), Damphousse (Mtl) (roughing) 9:43, Robitaille (LA), Dionne (Mtl) (roughing) 16:02.

Third Period

3. LOS ANGELES CONACHER (TAYLOR, GRANATO) 8:32

4. MONTREAL DESJARDINS (DAMPHOUSSE, SCHNEIDER) 18:47 (PPG)

Penalties: Brunet (Mtl) (slashing) 1:31, Damphousse (Mtl) (cross-checking) 2:30, Zhitnik (LA) (tripping) 4:17, Taylor (LA) (goaltender interference) 11:56, Brisebois (Mtl) (cross-checking) 13:16, McSorley (LA) (illegal stick) 18:15.

First Overtime

5. MONTREAL DESJARDINS (BRUNET, RONAN) 0:51 (GWG)

Penalties: Blake (LA) (misconduct) 0:51.

Goalies: Hruddy (LA), Roy (Mtl)

Shots:	LA	5	-	9	-	9	-	1	24
	Mtl	16	-	12	-	11	-	2	41

Referee: Kerry Fraser

Linesmen: Kevin Collins, Ray Scapinello

Game #3 - June 5, 1993 - Great Western Forum - Montreal 4, Los Angeles 3 (OT)

MONTREAL: Brian Bellows, Patrice Brisebois, Benoit Brunet, Guy Carboneau, J.J. Daigneault, Vincent Damphousse, Eric Desjardins, Gilbert Dionne, Paul DiPietro, Kevin Haller, Mike Keane, Stephan Lebeau, John LeClair, Gary Leeman, Kirk Muller, Lyle Odelein, Ed Ronan, Patrick Roy, Mathieu Schneider.

LOS ANGELES: Rob Blake, Pat Conacher, Mike Donnelly, Tony Granato, Wayne Gretzky, Mark Hardy, Kelly Hrudefy, Charlie Huddy, Marty McSorley, Corey Millen, Luc Robitaille, Warren Rychel, Tomas Sandstrom, Gary Shuchuk, Darryl Sydor, Dave Taylor, Tim Watters, Alexei Zhitnik.

First Period

1. MONTREAL BELLOWS (HALLER, MULLER) 10:26 (PPG)
Penalties: Zhitnik (LA) (tripping) 4:23, Bellows (Mtl) (cross-checking) 5:21, Desjardins (Mtl) (interference) 7:40, Watters (LA) (tripping) 10:21, Ronan (Mtl) (goaltender interference) 13:09, Lebeau (Mtl) (slashing) 16:37, Blake (LA) (roughing) 19:59.

Second Period

2. MONTREAL DIONNE (KEANE, LEBEAU) 2:41
3. MONTREAL SCHNEIDER (CARBONNEAU) 3:02
4. LOS ANGELES ROBITAILLE (GRETZKY, SANDSTROM) 7:52
5. LOS ANGELES GRANATO (unassisted) 11:02
6. LOS ANGELES GRETZKY (DONNELLY, HARDY) 17:07

Penalties: Ronan (Mtl), Taylor (LA) (slashing) 11:42.

Third Period

No scoring.

Penalties: Lebeau (Mtl) (holding) 6:48, Sandstrom (LA) (goaltender interference) 10:50.

First Overtime

7. MONTREAL LeCLAIR (MULLER, BELLOWS) 0:34 (GWG)
Penalties: none.

Goalies: Roy (Mtl), Hrudefy (LA)

Shots:	Mtl	12	-	9	-	12	-	3	36
	LA	10	-	13	-	10	-	0	33

Referee: Terry Gregson

Linesmen: Wayne Bonney, Ray Scapinello

Game #4 - June 7, 1993 - Great Western Forum - Montreal 3, Los Angeles 2 (OT)

MONTREAL: Brian Bellows, Patrice Brisebois, Benoit Brunet, Guy Carboneau, J.J. Daigneault, Vincent Damphousse, Eric Desjardins, Gilbert Dionne, Paul DiPietro, Kevin Haller, Mike Keane, Stephan Lebeau, John LeClair, Gary Leeman, Kirk Muller, Lyle Odelein, Ed Ronan, Patrick Roy, Mathieu Schneider.

LOS ANGELES: Rob Blake, Jimmy Carson, Pat Conacher, Mike Donnelly, Tony Granato, Wayne Gretzky, Mark Hardy, Kelly Hrudefy, Jari Kurri, Lonnie Loach, Marty McSorley, Corey Millen, Luc Robitaille, Warren Rychel, Tomas Sandstrom, Gary Shuchuk, Darryl Sydor, Tim Watters, Alexei Zhitnik.

First Period

1. MONTREAL MULLER (unassisted) 10:57
Penalties: Conacher (LA) (cross-checking) 1:53, Desjardins (Mtl) (high-sticking), Granato (LA) (roughing) 4:24, Schneider (Mtl) (elbowing) 16:50.

Second Period

2. MONTREAL DAMPHOUSSE (KEANE, DESJARDINS) 5:24 (PPG)
3. LOS ANGELES DONNELLY (GRANATO) 6:33
4. LOS ANGELES McSORLEY (GRETZKY, ROBITAILLE) 19:55 (PPG)
Penalties: Hardy (LA) (holding) 3:32, McSorley (LA) (misconduct) 5:24, Daigneault (Mtl) (roughing), Rychel (LA) (goaltender interference) 7:37, Brisebois (Mtl), Blake (LA) (roughing) 12:09, Sydor (LA) (interference) 15:58, Bellows (Mtl) (hooking) 19:10.

Third Period

No scoring.

Penalties: Daigneault (Mtl) (cross-checking) 2:42, Schneider (Mtl), Granato (LA) (roughing) 19:30.

First Overtime

5. MONTREAL LeCLAIR (unassisted) 14:37 (GWG)
Penalties: none.

Goalies: Roy (Mtl), Hrudefy (LA)

Shots:	Mtl	13	-	7	-	12	-	7	39
	LA	6	-	11	-	15	-	10	42

Referee: Andy Van Hellemond

Linesmen: Kevin Collins, Gerard Gauthier

Game #5 - June 9, 1993 - Montreal Forum - Montreal 4, Los Angeles 1

LOS ANGELES: Rob Blake, Jimmy Carson, Pat Conacher, Mike Donnelly, Tony Granato, Wayne Gretzky, Mark Hardy, Kelly Hrudefy, Charlie Huddy, Jari Kurri, Marty McSorley, Corey Millen, Luc Robitaille, Warren Rychel, Tomas Sandstrom, Gary Shuchuk, Darryl Sydor, Tim Watters, Alexei Zhitnik.

MONTREAL: Brian Bellows, Patrice Brisebois, Benoit Brunet, Guy Carboneau, J.J. Daigneault, Vincent Damphousse, Eric Desjardins, Gilbert Dionne, Paul DiPietro, Donald Dufresne, Mike Keane, Stephan Lebeau, John LeClair, Gary Leeman, Kirk Muller, Lyle Odelein, Ed Ronan, Patrick Roy, Mathieu Schneider.

First Period

1. MONTREAL DIPIETRO (LEEMAN, LeCLAIR) 15:10
Penalties: Schneider (Mtl) (tripping) 4:35, Keane (Mtl) (charging) 10:46, Granato (LA) (tripping) 12:49, Blake (LA), Sandstrom (LA), Ronan (Mtl) (roughing) 19:23.

Second Period

2. LOS ANGELES McSORLEY (CARSON, ROBITAILLE) 2:40
3. MONTREAL MULLER (DAMPHOUSSE, ODELEIN) 3:51 (GWG)
4. MONTREAL LEBEAU (KEANE, LeCLAIR) 11:31 (PPG)
Penalties: Leeman (Mtl) (tripping) 5:52, Damphousse (Mtl) (elbowing) 7:40, Hardy (LA) (holding) 10:29.

Third Period

5. MONTREAL DIPIETRO (DIONNE, ODELEIN) 12:06
Penalties: none.

Goalies: Hrudefy (LA), Roy (Mtl)

Shots:	LA	7	-	7	-	5	19
	Mtl	10	-	12	-	7	29

Referee: Terry Gregson

Linesmen: Wayne Bonney, Ray Scapinello

MONTREAL CANADIENS WIN SERIES 4-1

