

# SOUTHERN LEAGUE OF PROFESSIONAL BASEBALL CLUBS



## MEDIA GUIDE & RECORD BOOK

---

ATLANTA BRAVES  
NO. 3 PROSPECT  
IAN ANDERSON



# 2019



## SOUTHERN LEAGUE 2019 TABLE OF CONTENTS

1

### SOUTHERN LEAGUE

Letter from the President.....	2
Southern League Directory.....	3
Southern League Profiles.....	4
Hall of Fame.....	5
Umpires.....	6
Official Scorers.....	8
2019 Schedule.....	10-15
League Geography.....	16

### 2019 INFORMATION

Biloxi Shuckers.....	18-19
Birmingham Barons.....	20-21
Chattanooga Lookouts.....	22-23
Jackson Generals.....	24-25
Jacksonville Jumbo Shrimp.....	26-27
Mississippi Braves.....	28-29
Mobile BayBears.....	30-31
Montgomery Biscuits.....	32-33
Pensacola Blue Wahoos.....	34-35
Tennessee Smokies.....	36-37
Montañas de Chattanooga.....	38
2019 Rickwood Classic.....	39
2019 All-Star Game.....	40
BayBears Farewell Season.....	41
Introducing the Trash Pandas.....	42

### 2018 IN REVIEW

2018 Standings.....	44
Postseason Results.....	45-49
League Leaders.....	51-54
All-Star Game Review.....	55-57
HR Derby Recap.....	58

### AWARDS

2018 Executive Awards.....	60-63
Postseason All-Star Team.....	64
Weekly/Monthly Awards.....	65
2018 Individual Awards.....	66-67
Individual Awards Archive.....	68-70

### LEAGUE RECORDS

League Champions.....	74
General League Records.....	75-76
League Batting Records.....	77-78
League Pitching Records.....	79
League Fielding Records.....	80
Team Records.....	81
Postseason Records.....	82
Attendance Records.....	83

### INDIVIDUAL RECORDS

Individual Batting.....	86-87
Individual Pitching.....	88-90
Individual Fielding.....	91-94
Annual Batting Leaders.....	95-101
Annual Pitching Leaders.....	102-106
Annual Fielding Leaders.....	107-110
Club Batting Leaders.....	111
Club Pitching Leaders.....	112-114
Pitching Achievements.....	115-116
Individual Achievements.....	117-118

### LEAGUE HISTORY

Billy Hitchcock.....	120
Southern League History.....	121-123
Southern League Presidents.....	124
Past MiLB Award Winners.....	124-125
Members of Cooperstown.....	126
Notable Alumni.....	127-129

### YEARLY STANDINGS

Year-By-Year.....	132-140
Yearly All-Star Games.....	141

### DIRECTORIES

Minor League Clubs.....	144-146
MiLB Directory.....	147-148
MLB Directory.....	148

### PRODUCTS & INFO

Rawlings.....	Inside Front Cover
Umpire Training Academy.....	7
Vistar.....	8
MiLB.TV.....	9
Hank Aaron Home.....	41
Clutch!.....	46
Jostens.....	50
Groupmatics.....	66
MiLB Licensing.....	71
LiveSource.....	76
AMI Graphics.....	84
BairFind.....	94
hibū.....	100
Cooperstown.....	122
Baseball America.....	130
SL Charity Partners.....	142
BC Powder.....	Inside Back Cover

### ACKNOWLEDGEMENTS

The 2019 Southern League Media Guide and Record Book was produced by the Southern League staff: Lori Webb and Michael Guzman. All information is accurate as of March 22, 2019.

The 2019 Southern League Media Guide is available online! Visit [southernleague.com](http://southernleague.com) for more information.

Writer, Managing Editor, and Graphic Designer.....	Michael Guzman
Editor.....	Lori Webb
Contributing Writers.....	Dan Kopf, Tyler Springs, Mitchell Northam, Birmingham Barons PR
Design By.....	Michael Guzman
Cover Pages By.....	Justin Paradis
Printer.....	Sandy Plains Printing
Statistics Provided By.....	Major League Baseball Advanced Media

Info/Photo Credits: The Southern League would like to thank all 10 clubs and affiliates for contributing, including but not limited to: V. Paul Bowers, Kyle Carter, Cody Cunningham, Digital Photographic Imaging, The Engel Foundation, Ed Gardner, Marvin Gentry, Nathan Gunn, Roger C. Hoover, Michael Krebs, Jody Link, Darrin McAllister, Brian McLeod, the Nashville City Paper, Tate Nations, Dani Polen, Populous, Benton Reed, David Rosenblum, and Michael Wade.

Copyright © 2019, The Southern League of Professional Baseball Clubs, Inc. All rights reserved. Reproduction of the 2019 Southern League Media Guide and Record Book, in whole or part without the expressed written consent of the Southern League of Professional Baseball Clubs, Inc., is strictly prohibited.





# SOUTHERN LEAGUE

OF PROFESSIONAL BASEBALL CLUBS, INC.

Member of Minor League Baseball – Class AA

Dear Southern League Fans:

April 2019

It is a great pleasure for me to welcome you to the 2019 season of Class Double A baseball! We are celebrating our 55th season this year of the “Modern Era” of the Southern League which began in 1964. We are proud of our history over the last five decades, and we are also excited about our future.

On Wednesday, May 29, we will be on hand at Rickwood Field for this year’s Classic where Birmingham will host the Montgomery Biscuits at 12:30 p.m. CDT. The special guest of honor this year will be Lou Piniella.

The Biloxi Shuckers will host their first All-Star Game at MGM Park on June 18. Festivities on June 17 will include a FanFest, Player Autograph Sessions, and Home Run Derby. On game day, the Shuckers will host a luncheon and recognize the 2019 class of the Southern League Hall of Fame. The game will commence at 6:35 p.m. CDT. Please visit our Facebook page and website for further details.

We recently added four new names to our Hall of Fame for 2019 including: former Knoxville/Tennessee Smokies pitcher Roy Halladay; former Chattanooga Lookouts infielder & manager Sal Rende; and former Jacksonville Expos outfielder Larry Walker. Additionally, the panel of 34 voters elected Joe Engel to our Hall of Fame via the league’s Special Consideration Ballot. This marks our 6th annual class of inductees.

The 2018 Post-Season included several exciting games as division winners Montgomery and Jackson clashed in five games before Jackson won the series 3-2; and Biloxi bested Pensacola in a 3-1 series. After Biloxi won the first game in the Championship Series by 7-0, hopes ran high for the Shuckers, but it was not to be. Jackson fought back to win the next three games with 7-3, 12-7 and 3-2 scores over Biloxi. The final game in Biloxi was a real nail-biter, as the winning run didn’t come until the end of the 9th inning. For his efforts during all four games, Domingo Leyba from Jackson was crowned the MVP of the Championship Series.

2019 marks the “Farewell Season” for our Mobile BayBears, who opened in Hank Aaron Stadium in 1997. New ownership decided to relocate to the North Alabama area, and will commence play in a new stadium in Madison, AL in 2020 as the Rocket City Trash Pandas. The BayBears had a great run in Mobile, and still have plenty of exciting events and promotions planned for this season. The Southern League appreciates the City of Mobile for being home to the BayBears since 1997, and I would like to sincerely thank all of the players, staff and loyal fans who populated Hank Aaron Stadium through the years. Thanks for the many memories we will have of you, Azalea City!

This season will again usher in many new faces on our teams – all hopeful of one day playing on Major League diamonds. There have been a few managerial changes during the off season, and a few changes in our front offices, as well, but our “product” remains the same - quality service, concessions and entertainment, plus some of the best baseball you will see around the Southeast this summer!

My mission is to promote Minor League Baseball as one of the most fun, family-oriented, and reasonably priced activities available, and to encourage folks to join the Southern League community by attending baseball games at our ballparks as often as possible. Our fan-friendly parks offer you the opportunity to get up close and personal with our players – the Major League Baseball stars of tomorrow. Thank you for your past support of Southern League Baseball, and I look forward to seeing you at the ballpark this summer!

With warm regards,

*Lori M. Webb*

Lori M. Webb, President



SOUTHERN LEAGUE 2019  
DIRECTORY

3

## Southern League of Professional Baseball Clubs, Inc.

2551 Roswell Road, Suite 330  
Marietta, GA 30062

Phone: (770) 321-0400  
Fax: (770) 321-0037

Web: [www.southernleague.com](http://www.southernleague.com)  
E-mail: [office@southernleague.com](mailto:office@southernleague.com)

Facebook.com/SouthernLeague  
Twitter: @SLeagueBaseball

## SOUTHERN LEAGUE STAFF AND SUPPORT

### President

Lori M. Webb

### Media Relations Director

Michael Guzman

### Accountant

Paul R. Phillips, CPA  
Phillips Company, P.C.

## SOUTHERN LEAGUE OFFICERS

### President, Secretary and Treasurer

Lori M. Webb

### Vice President

Doug Kirchhofer

## SOUTHERN LEAGUE DIRECTORS

### Biloxi Shuckers

Hunter Reed

### Birmingham Barons

Jonathan Nelson

### Chattanooga Lookouts

Jason Freier

### Jackson Generals

Reese Smith III

### Jacksonville Jumbo Shrimp

Ken Babbly

### Mississippi Braves

Chip Moore

### Mobile BayBears

Ralph Nelson

### Montgomery Biscuits

Todd “Parney” Parnell

### Pensacola Blue Wahoos

Jonathan Griffith

### Tennessee Smokies

Doug Kirchhofer

### Minor League Baseball Board of Trustees Representative

Stan Logan — Birmingham

## SOUTHERN LEAGUE COMMITTEES

### Advisory and Finance Committee

Doug Kirchhofer (Chair), Tennessee  
Stan Logan, Birmingham  
Chip Moore, Mississippi

### Marketing Committee

Mike Murphy (Chair), Montgomery  
Linda McNabb, Jacksonville  
Jeremy Boler, Tennessee

### Rules and Competition Committee

Jonathan Nelson (Chair), Birmingham  
Rich Mozingo, Chattanooga  
Harold Craw, Jacksonville  
Brendon Porter, Montgomery  
Jonathan Griffith, Pensacola

### Hall of Fame Committee

Jonathan Nelson, Birmingham  
Chris Allen, Tennessee  
Michael Guzman, Southern League

### Legal Review Committee

Jason Freier (Chair), Chattanooga  
Doug Kirchhofer, Tennessee

**Note:** Lori M. Webb and Doug Kirchhofer serve as ex-officio members of all committees.



**LORI WEBB**  
PRESIDENT

The Southern League elected Lori Webb as president on July 18, 2012. She holds the distinction of being the first female league president in the history of Minor League Baseball. As league president, Webb serves as Chairman of the Board of Directors and as an ex-officio member and chairman of all league committees. She is also the Secretary and Treasurer of the league.

Webb began her career with the league in 1994 as the Executive Assistant to the President. In October 2000, she was promoted to Vice President-Operations and appointed as the league's Corporate Secretary and Treasurer. Webb is responsible for monitoring the compliance of the clubs and the league with Minor League Baseball and Major League Baseball, supervising the day-to-day operations of the league office, and administering the league's financial, legal and business transactions.

She also oversees the Southern League's umpiring program and acts as liaison between the league and Minor League Baseball-Umpire Development (MiLB-UD). As a member of the Council of League Presidents, Webb serves on both the MiLB-UD Committee and the Revisions & Amendments Committee.

In 2001, Minor League Baseball recognized Webb for her dedication and contributions to the league by selecting her as the winner of the Rawlings Woman Executive of the Year Award. In 2004, Webb was presented with the inaugural Southern League Woman of Excellence Award. She was selected for this award again in 2010. Webb was the recipient of a Presidential Citation in 2011 for "excellence in leadership in the Southern League," presented by Pat O'Conner, President of Minor League Baseball. Webb was most recently honored by Sports Business Journal in 2013 when she was selected as part of the third annual class of "Game Changers – Women in Sports".

Prior to being hired by the Southern League, Webb held several administrative positions in the franchising, publishing, and medical fields. A native of Seneca Falls, New York, Webb graduated from the Central City Business Institute in Syracuse, NY. She currently resides in Marietta, GA with her husband, Jim. Together they have three children and four grandchildren.



**MICHAEL GUZMAN**  
MEDIA RELATIONS DIRECTOR

The Southern League announced the hiring of Media Relations Director Michael Guzman on January 9, 2018. Entering his second season with the league office, Guzman will oversee all communications efforts for the league including both press release distribution and social media, as well as the creation and distribution of the preseason media guide. Additionally, he will serve as a liaison for transactions between the league office and its 10 member clubs while also assisting with the selection of awards and All-Star teams.

Guzman spent the 2017 baseball season with the Charlotte Knights, Triple-A affiliate of the Chicago White Sox. In 2016, he was named Media Relations Manager for the Birmingham Barons. While with Birmingham, the Barons front office was named Southern League Organization of the Year and hosted Minor League Baseball's Promotional Seminar.

A native of Carol Stream, IL, Guzman graduated from IUPUI in 2016 with a degree in Sports Journalism.



On July 27th, 2013, The Southern League of Professional Baseball Clubs announced the creation of the Southern League Hall of Fame, recognizing individuals for their accomplishments and contributions to the League on the field of play or in an administrative role.

Coinciding with the 50th anniversary of the modern Southern League in 2014, the first Hall of Fame Class was inducted at the 2014 Southern League All-Star Game in Chattanooga, Tennessee.

### 2014 Inaugural Hall of Fame Class

Billy Hitchcock - SL President (1971-80)  
Jimmy Bragan - SL President (1981-94)  
Don Mincher - Huntsville, SL President (2000-11)  
Peter Bragan Sr. - Jacksonville  
J. Frank Burke - Chattanooga  
Mike Darr - Mobile  
Rosemary Hovattar - Huntsville  
Reggie Jackson - Birmingham  
Vincent "Bo" Jackson - Memphis, Birmingham  
Dale Murphy - Savannah  
Ryne Sandberg - Orlando, Tennessee  
Alan Trammell - Montgomery  
Tim Wakefield - Carolina

### 2015 Hall of Fame Class

Scott Brosius - Huntsville  
Carlos Delgado - Knoxville  
Rollie Fingers - Birmingham  
Trevor Hoffman - Chattanooga  
Randy Johnson - Jacksonville  
Chipper Jones - Greenville  
Jason Kendall - Carolina  
Harmon Killebrew - Chattanooga (SA)  
Razor Shines - Memphis, Birmingham, Chattanooga  
Frank Thomas - Birmingham  
Turner Ward - Mobile  
Lou Whitaker - Montgomery

### 2016 Hall of Fame Class

Peter Bragan Jr. - Jacksonville  
Larry Schmittou - Nashville, Huntsville  
John Shoemaker - Jacksonville  
Larry Ward - Chattanooga

### 2017 Hall of Fame Class


Tom Glavine - Greenville  
Gabe Kapler - Jacksonville  
Tony La Russa - Birmingham, Mobile, Knoxville

### 2018 Hall of Fame Class

Curt Bloom - Huntsville, Birmingham  
Terry Francona - Memphis, Birmingham  
Andrés Galarraga - Jacksonville  
Willie Mays - Birmingham (NAL)

### 2019 Hall of Fame Class


Roy Halladay, Knoxville/Tennessee  
Joe Engel, Chattanooga  
Sal Rende, Chattanooga, Memphis  
Larry Walker, Jacksonville



ROY HALLADAY



SAL RENDE



LARRY WALKER



JOE ENGEL





## Crew #1



Crew Chief  
Jose Navas (#2)  
Barquisimeto, Lara, Venezuela



Cody Clark (#10)  
Myrtle Beach, South Carolina



Samuel Burch (#9)  
Seminole, Florida



## Crew #2



Crew Chief  
Jonathan Parra (#18)  
Valencia, Carabobo, Venezuela



Anthony Perez (#5)  
Murrells Inlet, South Carolina



Matthew Brown (#6)  
Conway, South Carolina

## Crew #3



Crew Chief  
Brock Ballou (#12)  
Murfreesboro, Tennessee



Tyler Jones (#3)  
Charleston, South Carolina



Emil Jimenez (#16)  
Coro, Falcón, Venezuela

## Crew #4



Crew Chief  
Ben Sonntag (#8)  
Tampa, Florida



Austin Jones (#15)  
Rock Hill, South Carolina



Robert Nunez (#22)  
Largo, Florida

## Crew #5



Crew Chief  
Matt Winter (#17)  
Mankato, Minnesota



Matthew Bates (#21)  
Harrison, Tennessee



Mark Stewart (#11)  
Lake Worth, Florida

## 2019 Umpires



# THE STANDARD IN PROFESSIONAL UMPIRE TRAINING

Professional Course  
January 2020



FOR MORE INFORMATION, VISIT

## MiLBUmpireAcademy.com

CALL  
877-799-UMPS

EMAIL  
Info@MiLBUmpireAcademy.com



Operated by MiLB Enterprise Holdings LLC,  
a subsidiary of Minor League Baseball™.



/MiLBUmpireAcademy



@MiLBUpAcademy



@MiLBUmpireAcademy



OFFICIAL SUPPLIER OF THE  
MINOR LEAGUE BASEBALL  
UMPIRE TRAINING ACADEMY  
Students receive 10% discount

© 2019. Minor League Baseball. All Rights Reserved.

## 2019 OFFICIAL SCORERS BY CLUB

**Biloxi** - Scotty Berkowitz  
**Birmingham** - Jeff Allison, Scott Davis, Jennifer Jones  
**Chattanooga** - David Jenkins, Andy Paul, Adam Belford  
**Jackson** - Mike Henson, TJ King, Roger Ogden  
**Jacksonville** - Jason Eliopulos  
**Mississippi** - Mark Beason  
**Mobile** - TBA  
**Montgomery** - Brian Wilson  
**Pensacola** - Craig Cooper, Don Burns  
**Tennessee** - Wade Mitchell

Official scorers are listed as of March 22, 2019. List subject to change.

## Did you know Vistar offers more than just candy & popcorn?



- PLATES, CUPS, BAGS, TRAYS & CUTLERY
- NACHOS- EVERYTHING FROM CHEESE TO EQUIPMENT
- BETTER-FOR YOU ITEMS
- ICE CREAM
- POPCORN, CANDY, PEANUTS & HOT DOGS
- SNACKS & BEVERAGES

For More Information, Contact:  
**Brian Tornquist - 402.212.6482**

**VISTAR**

# BASEBALL'S FUTURE NOW

ONLY ON  **MiLB.TV**

USE PROMO CODE  
**SOUTHERN**  
AND SAVE!



VISIT  
**MiLB.TV**  
NOW!

DOWNLOAD **THE FUN**







## APRIL 2019

Sunday	Monday	Tuesday	Wednesday	Thursday	Friday	Saturday
	1	2	3	4 MTG @ CHA 6:15 MIS @ TNS 7:00 BIR @ BLX 6:35 PNS @ MOB 6:35 JXN @ JAX 7:05	5 MTG @ CHA 7:15 MIS @ TNS 7:00 BIR @ BLX 6:35 PNS @ MOB 7:05 JXN @ JAX 7:05	6 MTG @ CHA 7:15 MIS @ TNS 7:00 BIR @ BLX 6:35 PNS @ MOB 7:05 JXN @ JAX 6:35
7 MTG @ CHA 2:15 MIS @ TNS 2:00 BIR @ BLX 2:35 PNS @ MOB 2:05 JXN @ JAX 3:05	8 MTG @ CHA 7:15 MIS @ TNS 7:00 BIR @ BLX 6:35 PNS @ MOB 6:35 JXN @ JAX 7:05	9 <b>OFF</b>	10 CHA @ JXN 6:05 TNS @ BIR 7:05 BLX @ MTG 6:35 MOB @ MIS 6:35 JAX @ PNS 6:35	11 CHA @ JXN 6:05 TNS @ BIR 7:05 BLX @ MTG 6:35 MOB @ MIS 6:35 JAX @ PNS 6:35	12 CHA @ JXN 6:05 TNS @ BIR 7:05 BLX @ MTG 6:35 MOB @ MIS 6:35 JAX @ PNS 6:35	13 CHA @ JXN 6:05 TNS @ BIR 6:30 BLX @ MTG 6:05 MOB @ MIS 6:05 JAX @ PNS 6:05
14 CHA @ JXN 2:05 TNS @ BIR 4:00 BLX @ MTG 2:05 MOB @ MIS 1:05 JAX @ PNS 1:05	15 MIS @ CHA 7:15 JXN @ TNS 7:00 PNS @ BLX 6:35 MTG @ MOB 6:35 BIR @ JAX 7:05	16 MIS @ CHA 7:15 JXN @ TNS 7:00 PNS @ BLX 6:35 MTG @ MOB 6:35 BIR @ JAX 12:05	17 MIS @ CHA 7:15 JXN @ TNS 7:00 PNS @ BLX 6:35 MTG @ MOB 6:35 BIR @ JAX 7:05	18 MIS @ CHA 7:15 JXN @ TNS 7:00 PNS @ BLX 6:35 MTG @ MOB 6:35 BIR @ JAX 7:05	19 MIS @ CHA 7:15 JXN @ TNS 7:00 PNS @ BLX 6:35 MTG @ MOB 7:05 BIR @ JAX 7:05	20 CHA @ TNS <sup>OW</sup> 5:30 JXN @ BIR 6:30 MTG @ MIS 6:05 JAX @ BLX 6:35 MOB @ PNS 6:05
21 CHA @ TNS <b>OFF</b> JXN @ BIR 4:00 MTG @ MIS 1:05 JAX @ BLX 2:35 MOB @ PNS 5:05	22 CHA @ TNS 7:00 JXN @ BIR 11:00 MTG @ MIS 10:35 JAX @ BLX 6:35 MOB @ PNS 6:35	23 CHA @ TNS 7:00 JXN @ BIR 7:05 MTG @ MIS 10:35 JAX @ BLX 6:35 MOB @ PNS 6:35	24 CHA @ TNS 11:30 JXN @ BIR 11:00 MTG @ MIS 6:35 JAX @ BLX 10:35 MOB @ PNS 6:35	25 PNS @ JXN 6:05 BLX @ CHA 7:15 BIR @ MTG 6:35 MIS @ MOB 6:35 TNS @ JAX 7:05	26 PNS @ JXN 6:05 BLX @ CHA 7:15 BIR @ MTG 6:35 MIS @ MOB 6:35 TNS @ JAX 7:05	27 PNS @ JXN 6:05 BLX @ CHA 7:15 BIR @ MTG 6:05 MIS @ MOB 7:05 TNS @ JAX 6:35
28 PNS @ JXN 2:05 BLX @ CHA 2:15 BIR @ MTG 2:05 MIS @ MOB 2:05 TNS @ JAX 3:05	29 PNS @ JXN 11:05 BLX @ CHA 11:15 BIR @ MTG 10:35 MIS @ MOB 11:05 TNS @ JAX 12:05	30 <b>OFF</b>				(DH) <i>Doubleheader</i>

Game times listed reflect the local time zones. Game times are subject to change.

## North Division

<b>BIR</b>	Birmingham Barons (CDT)
<b>CHA</b>	Chattanooga Lookouts (EDT)
<b>JXN</b>	Jackson Generals (CDT)
<b>MTG</b>	Montgomery Biscuits (CDT)
<b>TNS</b>	Tennessee Smokies (EDT)

## South Division

<b>BLX</b>	Biloxi Shuckers (CDT)
<b>JAX</b>	Jacksonville Jumbo Shrimp (EDT)
<b>MIS</b>	Mississippi Braves (CDT)
<b>MOB</b>	Mobile BayBears (CDT)
<b>PNS</b>	Pensacola Blue Wahoos (CDT)



## MAY 2019

Sunday	Monday	Tuesday	Wednesday	Thursday	Friday	Saturday
			1 JXN @ TNS 7:00 CHA @ BIR 7:05 MOB @ MTG 10:35 JAX @ MIS 6:35 BLX @ PNS 6:35	2 JXN @ TNS 7:00 CHA @ BIR 7:05 MOB @ MTG 6:35 JAX @ MIS 6:35 BLX @ PNS 6:35	3 JXN @ TNS 7:00 CHA @ BIR 7:05 MOB @ MTG 6:35 JAX @ MIS 6:35 BLX @ PNS 6:35	4 JXN @ TNS 7:00 CHA @ BIR 6:30 MOB @ MTG 6:05 JAX @ MIS 6:05 BLX @ PNS 6:05
5 JXN @ TNS 2:00 CHA @ BIR 4:00 MOB @ MTG 2:05 JAX @ MIS 1:05 BLX @ PNS 1:05	6 BIR @ JXN 6:05 TNS @ CHA 7:15 PNS @ MIS 6:35 MTG @ BLX 6:35 JAX @ MOB 6:35	7 BIR @ JXN 6:05 TNS @ CHA 7:15 PNS @ MIS 6:35 MTG @ BLX 6:35 JAX @ MOB 6:35	8 BIR @ JXN 11:05 TNS @ CHA 7:15 PNS @ MIS 10:35 MTG @ BLX 10:35 JAX @ MOB 6:35	9 BIR @ JXN 6:05 TNS @ CHA 7:15 PNS @ MIS 6:35 MTG @ BLX 6:35 JAX @ MOB 6:35	10 BIR @ JXN 6:05 TNS @ CHA 7:15 PNS @ MIS 6:35 MTG @ BLX 6:35 JAX @ MOB 7:05	11 PNS @ CHA 7:15 BIR @ TNS 7:00 MIS @ MTG 6:05 JXN @ MOB 7:05 BLX @ JAX 6:35
12 PNS @ CHA 2:15 BIR @ TNS 2:00 MIS @ MTG 2:05 JXN @ MOB 2:05 BLX @ JAX 3:05	13 PNS @ CHA 7:15 BIR @ TNS 11:30 MIS @ MTG 10:35 JXN @ MOB 6:35 BLX @ JAX 7:05	14 PNS @ CHA 7:15 BIR @ TNS 12:00 MIS @ MTG 6:35 JXN @ MOB 6:35 BLX @ JAX 7:05	15 PNS @ CHA 11:15 BIR @ TNS 7:00 MIS @ MTG 6:35 JXN @ MOB 6:35 BLX @ JAX 12:05	16 TNS @ JXN 6:05 MIS @ BIR 7:05 CHA @ BLX 6:35 MOB @ PNS 6:35 MTG @ JAX 7:05	17 TNS @ JXN 6:05 MIS @ BIR 7:05 CHA @ BLX 6:35 MOB @ PNS 6:35 MTG @ JAX 7:05	18 TNS @ JXN 6:05 MIS @ BIR 6:30 CHA @ BLX 6:35 MOB @ PNS 6:05 MTG @ JAX 6:35
19 TNS @ JXN 2:05 MIS @ BIR 4:00 CHA @ BLX 2:35 MOB @ PNS 1:05 MTG @ JAX 3:05	20 TNS @ JXN 11:05 MIS @ BIR 7:05 CHA @ BLX 6:35 MOB @ PNS 6:35 MTG @ JAX 11:05	21 <b>OFF</b>	22 BIR @ CHA 7:15 PNS @ TNS 7:00 JXN @ MTG 6:35 JAX @ MIS 6:35 BLX @ MOB 6:35	23 BIR @ CHA 7:15 PNS @ TNS 7:00 JXN @ MTG 6:35 JAX @ MIS 6:35 BLX @ MOB 6:35	24 BIR @ CHA 7:15 PNS @ TNS 7:00 JXN @ MTG 6:35 JAX @ MIS 6:35 BLX @ MOB 7:05	25 BIR @ CHA 7:15 PNS @ TNS 7:00 JXN @ MTG 6:05 JAX @ MIS 6:05 BLX @ MOB 7:05
26 BIR @ CHA 6:15 PNS @ TNS 2:00 JXN @ MTG 2:05 JAX @ MIS 6:05 BLX @ MOB 2:05	27 <b>OFF</b>	28 CHA @ JXN 6:05 MTG @ BIR 7:05 TNS @ BLX 6:35 MIS @ PNS 6:35 MOB @ JAX 7:05	29 CHA @ JXN 12:05 MTG @ BIR <sup>RC</sup> 12:30 TNS @ BLX 6:35 MIS @ PNS 6:35 MOB @ JAX 7:05	30 CHA @ JXN 6:05 MTG @ BIR 7:05 TNS @ BLX 6:35 MIS @ PNS 6:35 MOB @ JAX 7:05	31 CHA @ JXN 6:05 MTG @ BIR 7:05 TNS @ BLX 6:35 MIS @ PNS 6:35 MOB @ JAX 7:05	(RC) <i>Rickwood Classic</i> <i>May 29</i>

Game times listed reflect the local time zones. Game times are subject to change.

## North Division

<b>BIR</b>	Birmingham Barons (CDT)
<b>CHA</b>	Chattanooga Lookouts (EDT)
<b>JXN</b>	Jackson Generals (CDT)
<b>MTG</b>	Montgomery Biscuits (CDT)
<b>TNS</b>	Tennessee Smokies (EDT)

## South Division

<b>BLX</b>	Biloxi Shuckers (CDT)
<b>JAX</b>	Jacksonville Jumbo Shrimp (EDT)
<b>MIS</b>	Mississippi Braves (CDT)
<b>MOB</b>	Mobile BayBears (CDT)
<b>PNS</b>	Pensacola Blue Wahoos (CDT)



## JUNE 2019

Sunday	Monday	Tuesday	Wednesday	Thursday	Friday	Saturday
						<b>1</b> CHA @ JXN 6:05 MTG @ BIR 6:30 TNS @ BLX 6:35 MIS @ PNS 6:05 MOB @ JAX 6:35
<b>2</b> MOB @ CHA 5:15 JXN @ BIR 6:00 TNS @ MTG 5:05 BLX @ MIS 5:05 JAX @ PNS 1:05	<b>3</b> MOB @ CHA 7:15 JXN @ BIR 7:05 TNS @ MTG 6:35 BLX @ MIS 6:35 JAX @ PNS 6:35	<b>4</b> MOB @ CHA 7:15 JXN @ BIR 7:05 TNS @ MTG 6:35 BLX @ MIS 6:35 JAX @ PNS 6:35	<b>5</b> MOB @ CHA 7:15 JXN @ BIR 11:00 TNS @ MTG 6:35 BLX @ MIS 6:35 JAX @ PNS 6:35	<b>6</b> MOB @ CHA 7:15 JXN @ BIR 7:05 TNS @ MTG 6:35 BLX @ MIS 6:35 JAX @ PNS 6:35	<b>7</b> MIS @ JXN 6:05 CHA @ TNS 7:00 PNS @ BLX 6:35 BIR @ MOB 7:05 MTG @ JAX 7:05	<b>8</b> MIS @ JXN 6:05 CHA @ TNS 7:00 PNS @ BLX 6:35 BIR @ MOB 7:05 MTG @ JAX 6:35
<b>9</b> MIS @ JXN 2:05 CHA @ TNS 2:00 PNS @ BLX 2:35 BIR @ MOB 2:05 MTG @ JAX 3:05	<b>10</b> MIS @ JXN 6:05 CHA @ TNS 7:00 PNS @ BLX 6:35 BIR @ MOB 6:35 MTG @ JAX 7:05	<b>11</b> MIS @ JXN 12:05 CHA @ TNS 7:00 PNS @ BLX 10:35 BIR @ MOB 12:05 MTG @ JAX 12:05	<b>12</b> BLX @ JXN 6:05 JAX @ BIR 7:05 CHA @ MTG 6:35 MOB @ MIS 6:35 TNS @ PNS 6:35	<b>13</b> BLX @ JXN 6:05 JAX @ BIR 7:05 CHA @ MTG 6:35 MOB @ MIS 6:35 TNS @ PNS 6:35	<b>14</b> BLX @ JXN 6:05 JAX @ BIR 7:05 CHA @ MTG 6:35 MOB @ MIS 6:35 TNS @ PNS 6:35	<b>15</b> BLX @ JXN 6:05 JAX @ BIR 6:30 CHA @ MTG 6:05 MOB @ MIS 6:05 TNS @ PNS 6:05
<b>16</b> BLX @ JXN 2:05 JAX @ BIR 3:00 CHA @ MTG 5:05 MOB @ MIS 1:05 TNS @ PNS 1:05 END 1 <sup>ST</sup> HALF	<b>17 18 19</b> <b>SOUTHRN LEAGUE ALL-STAR BREAK</b> <b>MGM PARK, BILOXI, MS</b> <b>ALL-STAR GAME ON TUES. JUNE 18 AT 6:35 CT</b>			<b>20</b> BIR @ CHA 7:15 MTG @ TNS 7:00 MIS @ BLX 6:35 JXN @ MOB 6:35 PNS @ JAX 7:05	<b>21</b> BIR @ CHA 7:15 MTG @ TNS 7:00 MIS @ BLX 6:35 JXN @ MOB 7:05 PNS @ JAX 7:05	<b>22</b> BIR @ CHA 7:15 MTG @ TNS 7:00 MIS @ BLX 6:35 JXN @ MOB 7:05 PNS @ JAX 6:35
<b>23</b> BIR @ CHA 2:15 MTG @ TNS 5:30 MIS @ BLX 2:35 JXN @ MOB 2:05 PNS @ JAX 3:05	<b>24</b> BIR @ CHA 7:15 MTG @ TNS 7:00 MIS @ BLX 6:35 JXN @ MOB 6:35 PNS @ JAX 7:05	<b>25</b> TNS @ CHA 7:15 MOB @ BIR 7:05 JAX @ MTG 6:35 JXN @ MIS 6:35 BLX @ PNS 6:35	<b>26</b> TNS @ CHA 11:15 MOB @ BIR 11:00 JAX @ MTG 6:35 JXN @ MIS 10:35 BLX @ PNS 6:35	<b>27</b> TNS @ CHA 7:15 MOB @ BIR 7:05 JAX @ MTG 6:35 JXN @ MIS 6:35 BLX @ PNS 6:35	<b>28</b> TNS @ CHA 7:15 MOB @ BIR 7:05 JAX @ MTG 6:35 JXN @ MIS 6:35 BLX @ PNS 6:35	<b>29</b> TNS @ CHA 7:15 MOB @ BIR 6:30 JAX @ MTG 6:05 JXN @ MIS 6:05 BLX @ PNS 6:05
<b>30</b> MTG @ JXN 6:05 BIR @ TNS 5:30 MOB @ BLX 2:35 MIS @ PNS 5:05 CHA @ JAX 6:35						

Game times listed reflect the local time zones. Game times are subject to change.

## North Division

<b>BIR</b>	Birmingham Barons (CDT)
<b>CHA</b>	Chattanooga Lookouts (EDT)
<b>JXN</b>	Jackson Generals (CDT)
<b>MTG</b>	Montgomery Biscuits (CDT)
<b>TNS</b>	Tennessee Smokies (EDT)

## South Division

<b>BLX</b>	Biloxi Shuckers (CDT)
<b>JAX</b>	Jacksonville Jumbo Shrimp (EDT)
<b>MIS</b>	Mississippi Braves (CDT)
<b>MOB</b>	Mobile BayBears (CDT)
<b>PNS</b>	Pensacola Blue Wahoos (CDT)



## JULY 2019

Sunday	Monday	Tuesday	Wednesday	Thursday	Friday	Saturday
	<b>1</b> MTG @ JXN 6:05 BIR @ TNS 7:00 MOB @ BLX 6:35 MIS @ PNS 6:35 CHA @ JAX 7:05	<b>2</b> MTG @ JXN 6:05 BIR @ TNS 7:00 MOB @ BLX 6:35 MIS @ PNS 6:35 CHA @ JAX 7:05	<b>3</b> MTG @ JXN 6:05 BIR @ TNS 7:00 MOB @ BLX 6:35 MIS @ PNS 6:35 CHA @ JAX 7:05	<b>4</b> JXN @ CHA 6:15 PNS @ BIR 6:00 TNS @ MTG 6:35 BLX @ MIS 6:35 JAX @ MOB 6:35	<b>5</b> JXN @ CHA 7:15 PNS @ BIR 7:05 TNS @ MTG 6:35 BLX @ MIS 6:35 JAX @ MOB 7:05	<b>6</b> JXN @ CHA 7:15 PNS @ BIR 6:30 TNS @ MTG 6:05 BLX @ MIS 6:05 JAX @ MOB 7:05
<b>7</b> JXN @ CHA 2:15 PNS @ BIR 4:00 TNS @ MTG 5:05 BLX @ MIS 5:05 JAX @ MOB 2:05	<b>8</b> JXN @ CHA 7:15 PNS @ BIR 7:05 TNS @ MTG 6:35 BLX @ MIS 6:35 JAX @ MOB 6:35	<b>9</b> JXN @ CHA 7:15 PNS @ BIR 7:05 TNS @ MTG 12:05 BLX @ MIS 10:35 JAX @ MOB 6:35	<b>10</b> <b>OFF</b>	<b>11</b> BIR @ JXN 6:05 MOB @ TNS 7:00 CHA @ BLX 6:35 MTG @ PNS 6:35 MIS @ JAX 7:05	<b>12</b> BIR @ JXN 6:05 MOB @ TNS 7:00 CHA @ BLX 6:35 MTG @ PNS 6:35 MIS @ JAX 7:05	<b>13</b> BIR @ JXN 6:05 MOB @ TNS 7:00 CHA @ BLX 6:35 MTG @ PNS 6:05 MIS @ JAX 6:35
<b>14</b> BIR @ JXN 6:05 MOB @ TNS 5:30 CHA @ BLX 2:35 MTG @ PNS 5:05 MIS @ JAX 3:05	<b>15</b> BIR @ JXN 6:05 MOB @ TNS 7:00 CHA @ BLX 6:35 MTG @ PNS 6:35 MIS @ JAX 7:05	<b>16</b> BIR @ JXN 6:05 MOB @ TNS 12:00 CHA @ BLX 6:35 MTG @ PNS 6:35 MIS @ JAX 12:05	<b>17</b> <b>OFF</b>	<b>18</b> JAX @ CHA 7:15 TNS @ BIR 7:05 JXN @ MTG 6:35 PNS @ MIS 6:35 BLX @ MOB 6:35	<b>19</b> JAX @ CHA 7:15 TNS @ BIR 7:05 JXN @ MTG 6:35 PNS @ MIS 6:35 BLX @ MOB 7:05	<b>20</b> JAX @ CHA 7:15 TNS @ BIR 6:30 JXN @ MTG 6:05 PNS @ MIS 6:05 BLX @ MOB 7:05
<b>21</b> JAX @ CHA 2:15 TNS @ BIR 4:00 JXN @ MTG 5:05 PNS @ MIS 5:05 BLX @ MOB 2:05	<b>22</b> MIS @ JXN 6:05 MTG @ TNS 7:00 CHA @ BIR 7:05 MOB @ PNS 6:35 BLX @ JAX 7:05	<b>23</b> MIS @ JXN 6:05 MTG @ TNS 7:00 CHA @ BIR 7:05 MOB @ PNS 6:35 BLX @ JAX 7:05	<b>24</b> MIS @ JXN 6:05 MTG @ TNS 7:00 CHA @ BIR 7:05 MOB @ PNS 6:35 BLX @ JAX 7:05	<b>25</b> MIS @ JXN 6:05 MTG @ TNS 7:00 CHA @ BIR 7:05 MOB @ PNS 6:35 BLX @ JAX 7:05	<b>26</b> MIS @ JXN 6:05 MTG @ TNS 7:00 CHA @ BIR 7:05 MOB @ PNS 6:35 BLX @ JAX 7:05	<b>27</b> TNS @ CHA 7:15 BIR @ MTG 6:05 JXN @ BLX 6:35 MIS @ MOB 7:05 PNS @ JAX 6:35
<b>28</b> TNS @ CHA 2:15 BIR @ MTG 5:05 JXN @ BLX 2:35 MIS @ MOB 2:05 PNS @ JAX 3:05	<b>29</b> TNS @ CHA 7:15 BIR @ MTG 6:35 JXN @ BLX 6:35 MIS @ MOB 6:35 PNS @ JAX 7:05	<b>30</b> TNS @ CHA 7:15 BIR @ MTG 6:35 JXN @ BLX 6:35 MIS @ MOB 6:35 PNS @ JAX 7:05	<b>31</b> TNS @ CHA 7:15 BIR @ MTG 6:35 JXN @ BLX 6:35 MIS @ MOB 6:35 PNS @ JAX 7:05			

Game times listed reflect the local time zones. Game times are subject to change.

## North Division

<b>BIR</b>	Birmingham Barons (CDT)
<b>CHA</b>	Chattanooga Lookouts (EDT)
<b>JXN</b>	Jackson Generals (CDT)
<b>MTG</b>	Montgomery Biscuits (CDT)
<b>TNS</b>	Tennessee Smokies (EDT)

## South Division

<b>BLX</b>	Biloxi Shuckers (CDT)
<b>JAX</b>	Jacksonville Jumbo Shrimp (EDT)
<b>MIS</b>	Mississippi Braves (CDT)
<b>MOB</b>	Mobile BayBears (CDT)
<b>PNS</b>	Pensacola Blue Wahoos (CDT)





## AUGUST 2019

Sunday	Monday	Tuesday	Wednesday	Thursday	Friday	Saturday
				1 MOB @ JXN 6:05 CHA @ MTG 6:35 TNS @ MIS 6:35 JAX @ BLX 6:35 BIR @ PNS 6:35	2 MOB @ JXN 6:05 CHA @ MTG 6:35 TNS @ MIS 6:35 JAX @ BLX 6:35 BIR @ PNS 6:35	3 MOB @ JXN 6:05 CHA @ MTG 6:05 TNS @ MIS 6:05 JAX @ BLX 6:35 BIR @ PNS 6:05
4 MOB @ JXN 6:05 CHA @ MTG 5:05 TNS @ MIS 5:05 JAX @ BLX 2:35 BIR @ PNS 5:05	5 MOB @ JXN 6:05 CHA @ MTG 6:35 TNS @ MIS 6:35 JAX @ BLX 6:35 BIR @ PNS 6:35	6 <b>OFF</b>	7 JXN @ CHA 7:15 BLX @ TNS 7:00 MTG @ BIR 7:05 PNS @ MOB 6:35 MIS @ JAX 7:05	8 JXN @ CHA 7:15 BLX @ TNS 7:00 MTG @ BIR 7:05 PNS @ MOB 6:35 MIS @ JAX 7:05	9 JXN @ CHA 7:15 BLX @ TNS 7:00 MTG @ BIR 7:05 PNS @ MOB 7:05 MIS @ JAX 7:05	10 JXN @ CHA 7:15 BLX @ TNS 7:00 MTG @ BIR 6:30 PNS @ MOB 7:05 MIS @ JAX 6:35
11 JXN @ CHA 2:15 BLX @ TNS 5:30 MTG @ BIR 4:00 PNS @ MOB 2:05 MIS @ JAX 3:05	12 <b>OFF</b>	13 MTG @ JXN 6:05 JAX @ TNS 7:00 BIR @ MIS 6:35 MOB @ BLX 6:35 CHA @ PNS 6:35	14 MTG @ JXN 6:05 JAX @ TNS 7:00 BIR @ MIS 1:05 MOB @ BLX 6:35 CHA @ PNS 6:35	15 MTG @ JXN 6:05 JAX @ TNS 7:00 BIR @ MIS 6:35 MOB @ BLX 6:35 CHA @ PNS 6:35	16 MTG @ JXN 6:05 JAX @ TNS 7:00 BIR @ MIS 6:35 MOB @ BLX 6:35 CHA @ PNS 6:35	17 MTG @ JXN 6:05 JAX @ TNS 7:00 BIR @ MIS 6:05 MOB @ BLX 6:35 CHA @ PNS 6:05
18 TNS @ JXN 6:05 JAX @ BIR 6:00 BLX @ MTG 5:05 PNS @ MIS 5:05 CHA @ MOB 2:05	19 TNS @ JXN 6:05 JAX @ BIR 7:05 BLX @ MTG 6:35 PNS @ MIS 6:35 CHA @ MOB 6:35	20 TNS @ JXN 6:05 JAX @ BIR 7:05 BLX @ MTG 6:35 PNS @ MIS 6:35 CHA @ MOB 6:35	21 TNS @ JXN 6:05 JAX @ BIR 7:05 BLX @ MTG 6:35 PNS @ MIS 1:05 CHA @ MOB 6:35	22 TNS @ JXN 6:05 JAX @ BIR 7:05 BLX @ MTG 6:35 PNS @ MIS 6:35 CHA @ MOB 6:35	23 MTG @ CHA 7:15 BIR @ TNS 7:00 MIS @ BLX 6:35 JXN @ PNS 6:35 MOB @ JAX 7:05	24 MTG @ CHA 7:15 BIR @ TNS 7:00 MIS @ BLX 6:35 JXN @ PNS 6:05 MOB @ JAX 6:35
25 MTG @ CHA 2:15 BIR @ TNS 5:30 MIS @ BLX 2:35 JXN @ PNS 5:05 MOB @ JAX 6:35	26 MTG @ CHA 7:15 BIR @ TNS 7:00 MIS @ BLX 6:35 JXN @ PNS 6:35 MOB @ JAX 7:05	27 MTG @ CHA 7:15 BIR @ TNS 7:00 MIS @ BLX 6:35 JXN @ PNS 6:35 MOB @ JAX 7:05	28 <b>OFF</b>	29 JAX @ JXN 6:05 BLX @ BIR 7:05 PNS @ MTG 6:35 CHA @ MIS 6:35 TNS @ MOB 6:35	30 JAX @ JXN 6:05 BLX @ BIR 7:05 PNS @ MTG 6:35 CHA @ MIS 6:35 TNS @ MOB 7:05	31 JAX @ JXN 6:05 BLX @ BIR 6:30 PNS @ MTG 6:05 CHA @ MIS 6:05 TNS @ MOB 7:05

Game times listed reflect the local time zones. Game times are subject to change.

## North Division

**BIR** Birmingham Barons (CDT)  
**CHA** Chattanooga Lookouts (EDT)  
**JXN** Jackson Generals (CDT)  
**MTG** Montgomery Biscuits (CDT)  
**TNS** Tennessee Smokies (EDT)

## South Division

**BLX** Biloxi Shuckers (CDT)  
**JAX** Jacksonville Jumbo Shrimp (EDT)  
**MIS** Mississippi Braves (CDT)  
**MOB** Mobile BayBears (CDT)  
**PNS** Pensacola Blue Wahoos (CDT)



## SEPTEMBER 2019

Sunday	Monday	Tuesday	Wednesday	Thursday	Friday	Saturday
1 JAX @ JXN 2:05 BLX @ BIR 4:00 PNS @ MTG 5:05 CHA @ MIS 5:05 TNS @ MOB 2:05	2 JAX @ JXN 2:05 BLX @ BIR 11:30 PNS @ MTG 12:05 CHA @ MIS 1:05 TNS @ MOB 6:35	3	4 <b>PLAYOFFS BEGIN</b>	5	6	7
8	9	10	11	12	13	14
CHAMPIONSHIP SERIES ← Tentative dates → Best 3 of 5						
15	16	17	18	19	20	21
22	23	24	25	26	27	28
29	30					

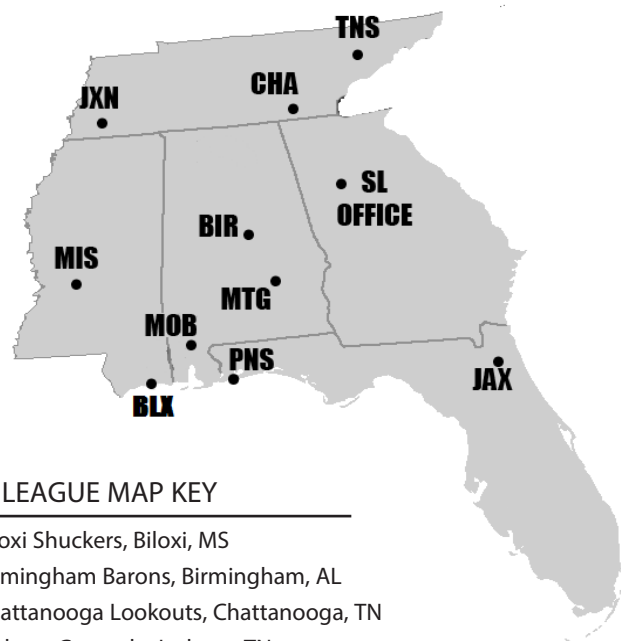
Game times listed reflect the local time zones. Game times are subject to change.

## North Division

**BIR** Birmingham Barons (CDT)  
**CHA** Chattanooga Lookouts (EDT)  
**JXN** Jackson Generals (CDT)  
**MTG** Montgomery Biscuits (CDT)  
**TNS** Tennessee Smokies (EDT)

## South Division

**BLX** Biloxi Shuckers (CDT)  
**JAX** Jacksonville Jumbo Shrimp (EDT)  
**MIS** Mississippi Braves (CDT)  
**MOB** Mobile BayBears (CDT)  
**PNS** Pensacola Blue Wahoos (CDT)



### SOUTHERN LEAGUE MAP KEY

BLX.....Biloxi Shuckers, Biloxi, MS  
 BIR.....Birmingham Barons, Birmingham, AL  
 CHA.....Chattanooga Lookouts, Chattanooga, TN  
 JXN.....Jackson Generals, Jackson, TN  
 JAX.....Jacksonville Jumbo Shrimp, Jacksonville, FL  
 MIS.....Mississippi Braves, Pearl, MS  
 MOB.....Mobile BayBears, Mobile, AL  
 MTG.....Montgomery Biscuits, Montgomery, AL  
 PNS.....Pensacola Blue Wahoos, Pensacola, FL  
 TNS.....Tennessee Smokies, Kodak, TN  
 SL OFFICE ..Southern League Office, Marietta, GA

### SOUTHERN LEAGUE MILEAGE CHART

CLUB	BLX	BIR	CHA	JXN	JAX	MIS	MOB	MTG	PNS	TNS
BLX	X	315	458	418	465	295	57	227	120	587
BIR	315	X	150	226	433	233	259	89	253	279
CHA	458	150	X	252	464	380	403	233	397	132
JXN	418	226	252	X	713	295	388	315	445	323
JAX	465	433	464	713	X	591	411	370	360	529
MIS	295	233	380	295	591	X	184	244	245	509
MOB	57	259	403	388	411	184	X	172	66	532
MTG	227	89	233	315	370	244	172	X	160	361
PNS	120	253	397	445	360	245	66	160	X	525
TNS	587	279	132	323	529	509	532	361	525	X

SL	403	154	103	352	366	388	347	177	341	218
----	-----	-----	-----	-----	-----	-----	-----	-----	-----	-----

# 2019 INFORMATION

SOUTHERN LEAGUE  
  
 BASEBALL™





## BILOXI SHUCKERS

Mailing: PO Box 173  
Biloxi, MS 39533  
Physical: 105 Caillavet St.  
Biloxi, MS 39530

Phone: (228) 233-3465  
Fax: (228) 206-6187

info@biloxishuckers.com

www.biloxishuckers.com  
Facebook: www.facebook.com/BiloxiShuckers  
Twitter: @BiloxiShuckers



### MGM PARK



### PARK DIMENSIONS

LF: 325' • CF: 400' • RF: 325'  
Built: 2015 • Capacity: 6,076

### DIRECTIONS

From I-10: Exit 46-A to I-110/MS-15 South,  
then Exit 1A to merge onto US 90 East/Beach  
Boulevard. Turn left at Caillavet Street. MGM Park  
is on the left.

### GAME TIMES

All times CDT. See pages 10 -15 for a full schedule.

Monday-Saturday .....6:35 p.m.  
Sunday .....2:35 p.m.  
Exceptions .....4/24, 5/8, 6/11 (10:35 a.m.)

### TICKETS

Ticket Office Phone: (228) 207-3612

TICKET OFFICE HOURS  
Gamedays: M-F: 10:00 a.m. - end of game  
Saturday Gamedays: 10:00 a.m. - end of game  
Sunday Gamedays: 12:00 p.m. - end of game

Non-gamedays: M-F: 10:00 a.m. - 5:00 p.m.  
Select Saturdays: 11:00 a.m. - 5:00 p.m.  
Closed on Sundays

### INDIVIDUAL GAME RATES\*

Party Suite .....\$50  
Cable One Club .....\$22/\$24  
Dugout Club .....\$18/\$20  
Home Plate Box .....\$13/\$15  
Dugout Box .....\$12/\$14  
Reserved .....\$10/\$12  
Berm .....\$7/\$7

\*Advanced/Day of Game Pricing

### SEASON TICKET RATES

Party Suite .....\$2800  
Cable One Club .....\$1400  
Dugout Club .....\$1120  
Home Plate Box .....\$770  
Dugout Box .....\$630  
Reserved .....\$560

### TEAM INFORMATION

Years in Southern League .....2015-present  
2018 Overall Record ..... 81-59 (.578, 1st in South Division)  
2018 Record/Finish by Halves ..... 1st Half: 41-29 (1st\*) | 2nd Half: 40-30 (1st)  
2018 Attendance/Average ..... 160,364/2,430  
Media Contact .....Garrett Greene  
Press Box Phone .....228-271-3478  
Radio Play-by-Play .....Garrett Greene  
Flagship Radio .....WGCM AM-1240 and FM 100.9  
Visitor Hotel ..... DoubleTree by Hilton Biloxi  
940 Beach Blvd., Biloxi, MS 39530

Phone: (228) 546-3100 • Fax: (228) 546-3101 • Hotel Contact: Celeste Lancon  
Visitor hotel information subject to change. Contact club for details

\*Division Winner, Clinched Playoff Berth.



KEN YOUNG  
PRESIDENT



HUNTER REED  
GENERAL MANAGER

### FRONT OFFICE DIRECTORY

Operated by .....Biloxi Baseball, LLC  
President and Director .....Ken Young  
General Manager .....Hunter Reed  
Assistant General Manager .....Trevor Matifes  
Director of Ticket Sales .....Ricky Cunningham  
Director of Ticket Operations .....Allan Lusk  
Ticket Sales Executive .....Stephanie Chapman  
Ticket Sales Executive .....Kory DuMond  
Ticket Sales Executive .....Layton Markwood  
Box Office Coordinator .....Racheal Proisie  
HR/Accounting Manager .....Lisa Turner

Media Relations Mgr/Broadcaster .....Garrett Greene  
Marketing Manager .....Dani Polen  
Promotions Manager .....Jourdan Natale  
Production Manager .....Seamus Grady  
Community Relations Manager .....Kelsey Thompson  
Retail Manager .....Megan Ondrey  
Head Groundskeeper .....Quince Landry  
Stadium Operations Manager .....Kennedy Helms  
GM, Spectra Food Service .....Debbie Woodham  
Chef .....Bob Barlow  
Team Ambassador .....Barry Lyons

### COACHING STAFF

Manager .....Mike Guerrero  
Hitting Coach .....Danny Santin  
Pitching Coach .....Bob Milacki  
Bench Coach .....Chuckie Caufield  
Athletic Trainer .....Jeff Bodenhamer  
Strength Coach .....Nate Dine

MIKE GUERRERO  
MANAGER



### AFFILIATE DIRECTORY



**MILWAUKEE BREWERS**  
Miller Park  
One Brewers Way  
Milwaukee, WI 53214  
Phone: (414) 902-4400  
Fax: (414) 902-4053  
brewers.mlb.com

Chairman and Principal Owner .....Mark Attanasio  
General Manager .....David Stearns  
Vice President/Assistant General Manager .....Matt Arnold  
Vice President, Baseball Projects .....Gord Ash  
Senior Advisor, Baseball Operations .....Doug Melvin  
Farm Director .....Tom Flanagan  
Assistant Farm Director .....Eduardo Brizuela  
Director, Baseball Operations .....Matt Kleine  
Senior Manager - Baseball Administration .....Mark Mueller

### FARM SYSTEM

Class	Team	League
AAA	San Antonio	Pacific Coast
AA	Biloxi	Southern
A-Adv	Carolina	Carolina
A	Wisconsin	Midwest
R	Rocky Mountain	Pioneer
R	AZL Brewers	Arizona
R	DSL Brewers	Dominican

**MINOR LEAGUE COMPLEX**  
American Family Fields of Phoenix  
3805 North 53rd Avenue  
Phoenix, AZ 85031  
Phone: (414) 378-1019

## BIRMINGHAM BARONS

Mailing: P.O. Box 877  
Birmingham, AL 35201  
Physical: 1401 1st Avenue South  
Birmingham, AL 35233

Phone: (205) 988-3200  
Fax: (205) 988-9698

barons@barons.com

www.barons.com  
Facebook: www.facebook.com/BirminghamBarons  
Twitter: @BhamBarons



## REGIONS FIELD



## PARK DIMENSIONS

LF: 320' • CF: 400' • RF: 325'  
Built: 2013 • Capacity: 8,500  
Seat Breakdown – Box: 4,714 • GA: 1,483

## DIRECTIONS

I-65 Northbound to Exit 259-University Blvd. Turn left on 14th St. S. Ballpark will be on the right.

I-65 Southbound to Exit 259B-4th Ave. S. Turn left on 14th St. S. Ballpark will be on the right.

## GAME TIMES

All times CDT. See pages 10 -15 for a full schedule.

Monday-Friday .....7:05 p.m.  
Saturday.....6:30 p.m.  
Sunday.....4:00 p.m.  
Exceptions..... 4/22, 4/24, 6/5, 6/26 (11:00 a.m.)  
9/2 (11:30 a.m.)  
6/16 (3:00 p.m.)  
6/2, 7/4, 8/18 (6:00 p.m.)  
Rickwood Classic..... 5/29 (12:30 p.m.)

## TICKETS

Ticket Office Phone: (205) 988-3200

## TICKET OFFICE HOURS

M-F: 9:00 a.m. - 5:00 p.m.  
Game Days: 10 a.m. - end of game

## INDIVIDUAL GAME RATES\*

Dugout Premium.....\$13/\$14/\$15  
Field Reserved.....\$11/\$12/\$13  
Baseline Box.....\$8/\$9/\$10  
General Admission.....\$6/\$7/\$8

## SEASON TICKET RATES

Batters Box.....\$900  
Dugout Premium.....\$675  
Field Reserved.....\$575  
Baseline Box.....\$475

\* Pricing above reflects:

\$2 off for military /  
\$1 off for children 12-and under, seniors /  
Regular day of game pricing

## TEAM INFORMATION

Years in Southern League.....1964-65, 1967-75, 1981-present  
2018 Overall Record.....66-72 (.478, 4th in the North Division)  
2018 Record/Finish by Halves.....1st Half: 32-36 (5th) | 2nd Half: 34-36 (3rd)  
2018 Attendance/Average.....391,061/5,751  
Media Contacts.....Jason Lowenthal & Matt Harvey  
Press Box Phone.....(205) 703-4350  
Radio Play-by-Play.....Curt Bloom  
Flagship Radio.....94.5 FM WJOX, 100.5 FM WJQX, and 690 AM WJOX  
Visitor Hotel.....Hyatt Regency Birmingham - The Wynfrey Hotel  
1000 Riverchase Galleria Cir, Birmingham, AL, 35244  
Phone: (205) 705-1234 • Fax: (205) 988-4597 • Hotel Contact: Paul Dangel  
Visitor hotel information subject to change. Contact club for details.



STAN LOGAN  
OWNER



JONATHAN NELSON  
GENERAL MANAGER

## FRONT OFFICE DIRECTORY

Operated by.....Birmingham Barons, LLC  
Owners.....Don, Stan, and Jeff Logan  
General Manager & President.....Jonathan Nelson  
Vice President of Sales.....John Cook  
General Manager of Food & Beverage.....David Madison  
Chief Financial Officer.....Randy Prince  
Senior Director of Hospitality & Events.....Jennifer McGee  
Director of Hospitality Sales.....Jessica O'Rear  
Director of Group Sales.....Cory Ausderau  
Director of Broadcasting.....Curt Bloom  
Director of Customer Service.....George Chavous  
Director of Stadium Operations.....Mike Craven  
Director of Concessions.....Andy Jackson  
Director of Catering.....Sarah Spire  
Corporate Sales Manager.....Don Leo  
Corporate Sales Manager.....Richard Coats

Sponsorship Sales Coordinator.....Cole Buck  
Group Sales Manager/Edu Coordinator.....Tyler Gore  
Group Sales Manager.....Sam Allen  
Group Sales Associate.....Jordan Smith  
Ticket Sales Manager.....Caleb Young  
Box Office Manager.....John McCracken  
Merchandise Manager.....Gabe Harris  
Creative Services Manager.....Courtney LeSueur  
Marketing & Promotions Manager.....Samantha Beck  
Head Groundskeeper.....Zach Van Voorhees  
Premium Services Manager.....Abby Southerland  
Executive Chef.....Nick Tittle  
Inventory Control Accountant.....Jonathan Judge  
Receptionist/Data Clerk.....Ashlee Stegall  
Media Relations Assistant.....Jason Lowenthal  
Media Relations Assistant.....Matt Harvey

## COACHING STAFF

Manager.....Omar Vizquel  
Hitting Coach.....Charlie Poe  
Pitching Coach.....Richard Dotson  
Bench Coach.....Wes Helms  
Athletic Trainer.....Corey Barton  
Strength & Conditioning.....Tim Rodmaker

OMAR VIZQUEL  
MANAGER



## AFFILIATE DIRECTORY



CHICAGO WHITE SOX  
Guaranteed Rate Field  
333 W. 35th Street  
Chicago, IL 60616  
Phone: (312) 674-1000  
Fax: (312) 674-5116  
whitesox.mlb.com

Chairman.....Jerry Reinsdorf  
Executive Vice President.....Ken Williams  
Senior Vice President/General Manager.....Rick Hahn  
Assistant General Manager.....Jeremy Haber  
Senior Director of Baseball Operations.....Dan Fabian  
Director of Player Development.....Chris Getz  
Senior Director of Minor League Operations.....Grace Guerrero Zwi

## FARM SYSTEM

Class	Team	League
AAA	Charlotte	International
AA	Birmingham	Southern
A-Adv	Winston-Salem	Carolina
A	Kannapolis	South Atlantic
R	Great Falls	Pioneer
R	AZL White Sox	Arizona Rookie
R	DSL White Sox	Dominican

MINOR LEAGUE COMPLEX  
Camelback Ranch-Glendale  
Chicago White Sox  
10710 West Camelback Road  
Glendale, AZ 85037  
Phone: (623)302-5200

## CHATTANOOGA LOOKOUTS

Mailing: P.O. Box 11002  
Chattanooga, TN 37401  
Physical: 201 Power Alley  
Chattanooga, TN 37402

Phone: (423) 267-2208  
Fax: (423) 267-4258

tickets@lookouts.com

www.lookouts.com

Facebook: www.facebook.com/ChattanoogaLookouts

Twitter: @ChattLookouts



## AT&amp;T FIELD



## PARK DIMENSIONS

LF: 330' • CF: 400' • RF: 325'  
Built: 2000 • Capacity: 6,362  
Seat Breakdown – Box: 3,207 • GA: 2,287

## DIRECTIONS

From I-24, take exit 178 onto 27N. Take exit 1C (4th Street/Downtown.) followed by the first left on Chestnut Street, and then the first left again on 3rd Street. AT&T Field is at the top of the hill.

## GAME TIMES

All times EDT. See pages 10 -15 for a full schedule.

Monday-Saturday.....7:15 p.m.  
Sunday.....2:15 p.m.  
Exceptions.....4/29, 5/15, 6/26 (11:15 a.m.)  
6/2 (5:15 p.m.)  
4/4, 5/26, 7/4 (6:15 p.m.)

## TICKETS

Ticket Office Phone: (423) 267-4TIX (4849)

## TICKET OFFICE HOURS

9:00 a.m. - 5:00 p.m.

M-Sat. Game Days: 9:00 a.m. - end of game

Sunday Game Days: 10:00 a.m. - end of game

## INDIVIDUAL GAME RATES\*

Lower Box .....\$9.00

Upper Box .....\$7.00

General Admission.....\$6.00

## SEASON TICKET RATES

Lower Box .....\$445

Upper Box .....\$345

General Admission.....\$295

## TEAM INFORMATION

Years in Southern League.....1964-65, 1976-present  
2018 Overall Record.....65-72 (.474, 5th in North Division)  
2018 Record/Finish by Halves.....1st Half: 36-33 (3rd) | 2nd Half: 29-39 (5th)  
2018 Attendance/Average.....214,811/3,206  
Media Contact.....Dan Kopf  
Press Box Phone.....(423) 267-2208 x405  
Radio Play-by-Play.....Larry Ward  
Flagship Radio.....98.1 FM The Lake  
Visitor Hotel.....Holiday Inn at Hamilton Place  
2232 Center St., Chattanooga, TN 37421

Phone: (423) 485-1185 • Fax: (423) 485-1186 • Hotel Contact: Hemu Patel

Visitor hotel information subject to change. Contact club for details.



JASON FREIER  
OWNER



RICH MOZINGO  
PRESIDENT

## FRONT OFFICE DIRECTORY


Operated by.....Chattanooga Professional Baseball, LLC  
Managing Owners.....Jason Freier, John Woods  
President.....Rich Mozingo  
Vice President.....Andrew Zito  
Director of Broadcasting.....Larry Ward  
Public and Media Relations Manager.....Dan Kopf  
Marketing and Promotions Manager.....Alex Tainsh  
Corporate Partnerships Manager.....Coralee Bryan

Ops & Concessions Manager.....Anthony Polito  
Concessions Manager.....William Marr  
Head Groundskeeper.....Mike Showe  
Ticket Operations Manager.....Graham Hartman  
Ticket Office Manager.....Aaron Glachman  
Ticket Partnership & Retail Mgr.....Jennifer Crum  
Ticket Partnership Manager.....Bret Cranston  
Ticket Partnership Manager.....Jarrah Vella-Wright

## COACHING STAFF

Manager.....Pat Kelly  
Hitting Coach.....Daryle Ward  
Pitching Coach.....Danny Darwin  
Bench Coach.....Darren Bragg  
Athletic Trainer.....Tyler Moos  
Strength Coach.....Joseph Miranda

PAT KELLY  
MANAGER



## AFFILIATE DIRECTORY



## CINCINNATI REDS

Great American Ballpark  
100 Joe Nuxhall Way  
Cincinnati, OH 45202  
Phone: (513) 765-7000  
Fax: (513) 765-7342  
reds.mlb.com

President of Baseball Operations.....Dick Williams  
Vice President & General Manager.....Nick Krall  
Vice President, Assistant General Manager.....Sam Grossman  
Vice President, Senior Advisor to the General Manager.....Buddy Bell  
Vice President of Player Development.....Shawn Pender  
Senior Director of Player Development.....Eric Lee  
Coordinator of Baseball Administration.....Melissa Hill

## FARM SYSTEM

Class	Team	League
AAA	Louisville	International
AA	Chattanooga	Southern
A-Adv	Daytona	Florida State
A	Dayton	Midwest
R	Greenville	Appalachian
R	Billings	Pioneer
R	AZL Reds	Arizona
R	DSL Reds	Dominican

## MINOR LEAGUE COMPLEX

Goodyear Ballpark  
3125 S. Wood Blvd.  
Goodyear, AZ 85338  
Phone: (623) 932-6590



## JACKSON GENERALS

4 Fun Place  
Jackson, TN 38305

Phone: (731) 988-5299  
Fax: (731) 988-5246

www.jacksongeneralsbaseball.com

Facebook: www.facebook.com/JacksonGenerals  
Twitter: @JacksonGenerals



### THE BALLPARK AT JACKSON



### PARK DIMENSIONS

LF: 330' • CF: 390' • RF: 330'  
Built: 1998 • Capacity: 6,000

### DIRECTIONS

From I-40: take exit 85 to F.E. Wright Drive. Travel south. Turn Left on Ridgcrest Road Extended. The Ballpark at Jackson will be on the left.

### GAME TIMES

All times CDT. See pages 10 -15 for a full schedule.

Monday-Saturday .....6:05 p.m.  
Sunday.....2:05 p.m.  
Exceptions.....4/29, 5/8, 5/20 (11:05 a.m.)  
5/29, 6/11 (12:05 p.m.)  
9/2 (2:05 p.m.)  
6/30, 7/14, 8/4, 8/18 (6:05 p.m.)

### TICKETS

Ticket Office Phone: (731) 988-5299

TICKET OFFICE HOURS  
M-F: 9:00 a.m. - 5:00 p.m.

Day of Game: 9:00 a.m. - 30 minutes after end of game

INDIVIDUAL GAME RATES	SEASON TICKET RATES
Reserved .....\$12.00	Reserved .....\$350
GA .....\$8.00	

### TEAM INFORMATION

Years in Southern League.....1998-present  
2018 Overall Record.....75-64 (.540, 2nd in North Division)  
2018 Record/Finish by Halves.....1st Half: 39-30 (1st\*) | 2nd Half: 36-34 (2nd)  
2018 Attendance/Average.....110,798/1,654  
Media Contact.....Tyler Springs  
Press Box Phone.....(731) 988-5299 x346  
Radio Play-by-Play.....Tyler Springs  
Flagship Radio.....Jackson Generals Baseball Network/TuneIn Radio (Digital)  
Visitor Hotel.....Doubletree by Hilton Jackson

1770 Hwy 45 Bypass S., Jackson, TN 38305

Phone: (731) 664-6900 • Fax: (731) 668-0474 • Hotel Contact: Charis Davis  
Visitor hotel information subject to change. Contact club for details.

\*Division Winner, Clinched Playoff Berth.



REESE L. SMITH III  
PARTNER



DAVID FREEMAN  
CHAIRMAN

### FRONT OFFICE DIRECTORY

Chairman .....David Freeman  
Partner.....Reese Smith III  
Assistant General Manager.....Marcus Sabata  
Vice President, Finance.....Charles Ferrell  
Sales Manager.....Tory Goodman  
Group Sales Executive.....Milt Canovan  
Group Sales Executive.....Mark Cunningham

Sales Executive.....Daniel Jones  
Manager, Broadcasting/Media Relations.....Tyler Springs  
Manager, Promotions & Production.....Robbie Perry  
Manager, Box Office & Merchandise.....Ian Ueltschi  
Manager, Catering & Concessions.....Jeremy Wyatt  
Sports Turf Manager.....Jacob Barber  
Manager, Stadium Ops & Security.....Matt Malone

### COACHING STAFF

Manager.....Blake Lalli  
Hitting Coach.....Rick Short  
Pitching Coach.....Doug Drabek  
Bench Coach.....Jorge Cortes  
Athletic Trainer.....Joe Rosauer  
Strength Coach.....Mike Locasto

BLAKE LALLI  
MANAGER



### AFFILIATE DIRECTORY



ARIZONA DIAMONDBACKS  
Chase Field  
401 East Jefferson Street  
Phoenix, AZ 85004  
Phone: (602) 462-6500  
Fax: (602) 462-6309  
diamondbacks.mlb.com

Managing General Partner .....Ken Kendrick  
President/CEO .....Derrick Hall  
Executive VP/General Manager .....Mike Hazen  
Senior VP/Assistant GM.....Jared Porter  
Senior VP/Assistant GM.....Amiel Sawdaye  
Vice President, Player Development.....Mike Bell  
Senior Manager, Player Development .....Shawn Marette  
Director, Baseball Operations.....Sam Eaton

### FARM SYSTEM

Class	Team	League
AAA	Reno	Pacific Coast
AA	Jackson	Southern
A-Adv	Visalia	California
A	Kane County	Midwest
SS	Hillsboro	Northwest
R	Missoula	Pioneer
R	AZL D-backs	Arizona
R	DSL D-backs	Dominican

MINOR LEAGUE COMPLEX  
Salt River Fields at Talking Stick  
15707 North 83rd Avenue  
Peoria, AZ 85382  
Phone: (623) 776-4800  
Fax: (623) 776-4828



## JACKSONVILLE JUMBO SHRIMP

301 A. Philip Randolph Blvd.  
Jacksonville, FL 32202

Phone: (904) 358-2846  
Fax: (904) 358-2845

info@jaxshrimp.com

www.jaxshrimp.com  
Facebook: www.facebook.com/jaxshrimp  
Twitter: @JaxShrimp



### BRAGAN FIELD AT THE BASEBALL GROUNDS OF JACKSONVILLE



### PARK DIMENSIONS

LF: 321' • CF: 420' • RF: 317'  
Built: 2003 • Capacity: 11,000  
Seat Breakdown –  
Reserved: 6,004 • Bleacher: 4,844

### DIRECTIONS

From North: I-95 to MLK Jr. Pkwy. Follow to end,  
take right before Everbank Field.

From South: I-95 to Emerson Street, exit to Hart  
Bridge. Mathews Bridge take Sports Complex  
exit, follow signs to stadium.

### TEAM INFORMATION

Years in Southern League.....1970-present  
2018 Overall Record.....55-82 (.401, 5th in South Division)  
2018 Record/Finish by Halves.....1st Half: 28-40 (5th) | 2nd Half: 27-42 (5th)  
2018 Attendance/Average.....317,335/5,037  
Media Contact.....Scott Kornberg  
Press Box Phone.....(904) 374-4505  
Radio Play-by-Play.....Roger Hoover  
Flagship Radio.....Sunny 102.3 FM  
Primary Visitor Hotel.....Hyatt Regency Jacksonville Riverfront  
225 East Coast Line Dr., Jacksonville, FL 32202

Phone: (904) 588-1234 • Fax: (904) 634-4554 • Hotel Contact: Laura Gonzalez-Pena  
Visitor hotel information subject to change. Contact club for details.

### GAME TIMES

All times EDT. See pages 10 -15 for a full schedule.

Monday-Friday.....7:05 p.m.  
Saturday.....6:35 p.m.  
Sunday.....3:05 p.m.  
Exceptions.....5/20 (11:05 a.m.)  
4/16, 4/29, 5/15, 6/11, 7/16 (12:05 p.m.)  
6/30, 8/25 (6:35 p.m.)

### TICKETS

Ticket Office Phone: (904) 358-2846

TICKET OFFICE HOURS  
M-F: 9 a.m. - 5 p.m

INDIVIDUAL GAME RATES	SEASON TICKET RATES
Dugout Box.....\$18.00	Dugout Box.....\$910
Reserved.....\$9.00	Reserved.....\$455
General Admission.....\$5.00	Other plans available



KEN BABBY  
OWNER/CEO



HAROLD CRAW  
GENERAL MANAGER

### FRONT OFFICE DIRECTORY

Operated by.....Jacksonville Baseball, LLC  
Owner and CEO.....Ken Babby  
President.....Jim Pfander  
Chief Financial Officer.....Shawn Carlson  
General Manager.....Harold Craw  
Assistant General Manager.....Noel Blaha  
VP of Sales and Marketing.....Linda McNabb  
Director of Field Operations.....Christian Galen  
Director of Broadcasting.....Roger Hoover  
Director of Food and Beverage.....Ernest Hopkins  
Director of Ticket Operations.....Corey Marnik  
Director of Corporate Partnerships.....Gary Nevolis  
Director of Community Relations.....Andrea Williams  
Director of Stadium Operations.....Weill Casey  
Director of Promotions & Special Events.....David Ratz  
Sr. Business Dev. & Military Affairs.....Theresa Viets  
Accounting Manager.....Teresa Lively-Hall

Creative Services Manager.....Brian DeLettre  
Media & Public Relations Manager.....Scott Kornberg  
Merchandise Manager.....Brennan Earley  
Box Office Manager.....Peter Ercey  
Partner Services Manager.....Ashley McCallen  
Account Executive.....James Abbatinuzzi  
Account Executive.....Alex Bell  
Account Executive.....Justin Lemmin  
Account Executive.....Tom Snyder  
Account Executive.....Robert Dorfman  
Account Executive.....JB Costello  
Food & Beverage Manager.....Nevius Love  
F & B Manager, Suites/Catering.....Chris Harper  
Office Manager.....Christine Collins  
Accounting Assistant.....Jacob Yurdakul  
Stadium Operations Assistant.....Matthew Maynard

### COACHING STAFF

Manager.....Kevin Randel  
Hitting Coach.....Sean Berry  
Pitching Coach.....Bruce Walton  
Bench Coach.....Jose Ceballos  
Athletic Trainer.....Alan Rail  
Strength Coach.....Brady Fitzgerald

KEVIN RANDEL  
MANAGER



### AFFILIATE DIRECTORY



MIAMI MARLINS  
Marlins Park  
501 Marlins Way  
Miami, FL 33125  
Phone: (305) 480-1300  
Fax: (305) 480-3012  
marlins.mlb.com

Chairman & Principal Owner.....Bruce Sherman  
Chief Executive Officer.....Derek Jeter  
President of Baseball Operations.....Michael Hill  
Assistant General Manager.....Brian Chattin  
Vice President, Player Development & Scouting.....Gary Denbo  
Director, Player Development.....Dick Scott  
Assistant Director, Player Development.....Hector D. Crespo

### FARM SYSTEM

Class	Team	League
AAA	New Orleans	Pacific Coast
AA	Jacksonville	Southern
A-Adv	Jupiter	Florida State
A	Clinton	Midwest
SS	Batavia	New York-Penn
R	GCL Marlins	Gulf Coast
R	DSL Marlins	Dominican

### MINOR LEAGUE COMPLEX

Roger Dean Stadium  
4751 Main Street  
Jupiter, FL 33458  
Phone: (561) 775-1818  
Fax: (561) 691-6886







## MOBILE BAYBEARS

755 Bolling Brothers Blvd.  
Mobile, AL 36606

Phone: (251) 572-BEAR (2327)

Fax: (251) 385-6243

Info@MobileBayBears.com

www.MobileBayBears.com

Facebook: www.facebook.com/MobileBayBears

Twitter: @Mobile\_BayBears

Instagram: @Mobile\_BayBears



## HANK AARON STADIUM



## PARK DIMENSIONS

LF: 325' • CF: 400' • RF: 310'  
Built: 1997 • Capacity: 6,000  
Seat Breakdown –  
Super Box: 2,500 • Box: 2,500 • Club Level: 1,000

## DIRECTIONS

Take I-65 to exit 1 (Government Blvd. East). Turn right at Satchel Paige Drive, then take a right at Bolling Brothers Blvd. Ballpark will be on the left.

## GAME TIMES

All times CDT. See pages 10 -15 for a full schedule.

Monday-Thursday .....	6:35 p.m.
Friday-Saturday .....	7:05 p.m.
Sunday .....	2:05 p.m.
Exceptions .....	4/29 (11:05 a.m.)
	6/11 (12:05 p.m.)
	8/18 (6:05 p.m.)

## TICKETS

Ticket Office Phone: (251) 572-2327

## TICKET OFFICE HOURS

M-F: 9:00 a.m. - 5:00 p.m.

Game Days: 9:00 a.m. - end of game

## INDIVIDUAL GAME RATES\*

Field .....	\$15.00
Club .....	\$10.00
Center Box .....	\$9.00
General Admission .....	\$8.00
Nightly Suite Rental .....	\$400.00

## SEASON TICKET RATES

Full Season .....	\$550-\$700
Half Season .....	\$275-\$375
12-Game Plans .....	\$100-\$150
7-Game Plans .....	\$60-\$95

\*Day of Game Rates listed above

\*Take \$1 off all non-Suite Rental tickets with Pre-purchase and online orders

\*Children, seniors, and military receive \$2 off day of game price (all sections)

## TEAM INFORMATION

Years in Southern League .....	1966, 1970, 1997-present
2018 Overall Record .....	66-70 (.485, 4th in South Division)
2018 Record/Finish by Halves .....	1st Half: 37-31 (2nd)   2nd Half: 29-39 (4th)
2018 Attendance/Average .....	69,504/1,121
Media Contact .....	Steve Goldberg
Press Box Phone .....	(251) 572-2327 x6042
Radio Play-by-Play .....	Steve Goldberg
Flagship Radio .....	MobileBayBears.com
Visitor Hotel .....	Renaissance Riverview Plaza
	64 S. Water Street, Mobile, AL 36602

Phone: (251) 438-4000 • Fax: (251) 415-0123 • Hotel Contact: Hayley Duckworth  
Visitor hotel information subject to change. Contact club for details.



RALPH NELSON  
CHIEF EXECUTIVE OFFICER  
BallCorps, LLC



KEN CLARY  
GENERAL MANAGER

## FRONT OFFICE DIRECTORY

Operated by .....	BallCorps LLC
Chief Executive Officer .....	Ralph Nelson
Vice President .....	Jenny Askins
General Manager .....	Ken Clary
Assistant General Manager .....	Ari Rosenbaum
Sales Manager .....	JR Wittner
PR Director & Broadcaster .....	Steve Goldberg
Stadium Operations Manager .....	Stephen Warren

Food and Beverage Manager .....	Gary Johnson
Head Groundskeeper .....	Kevin Grimes
Social Media Manager/PR Assistant .....	David Haney
Box Office Assistant .....	Stuart Cawthon
Stadium Operations Assistant .....	Rion Nabors
Food & Beverage Assistant .....	Sedric Wheat
Office Manager .....	Brandy Edmonds

## COACHING STAFF

Manager .....	David Newhan
Hitting Coach .....	Matt Spring
Pitching Coach .....	Jairo Cuevas
Bench Coach .....	Dylan Mazzo
Athletic Trainer .....	Matt Morrell
Strength Coach .....	Jon Hill

DAVID NEWHAN  
MANAGER



## AFFILIATE DIRECTORY



LOS ANGELES ANGELS  
Angel Stadium  
2000 East Gene Autry Way  
Anaheim, CA 92803  
Phone: (714) 940-2000  
Fax: (714) 940-2201  
angels.mlb.com

Owners .....	Carole and Arte Moreno
Chairman .....	Dennis Kuhl
President .....	John Carpino
General Manager .....	Billy Eppler
Director, Baseball Operations .....	Andrew Ball
Director, Minor League Operations .....	Mike LaCassa
Player Development Assistant .....	Chris Mosch

## FARM SYSTEM

Class	Team	League
AAA	Salt Lake	Pacific Coast
AA	Mobile	Southern
A-Adv	Inland Empire	California
A	Burlington	Midwest
R	Orem	Pioneer
R	AZL Angels	Arizona
R	DSL Angels	Dominican

MINOR LEAGUE COMPLEX  
Tempe Diablo Stadium  
2200 West Alameda Drive  
Tempe, AZ 85282  
Phone: (480) 350-5265

## MONTGOMERY BISCUITS

200 Coosa Street  
Montgomery, AL 36104

Phone: (334) 323-2255  
Fax: (334) 323-2225

info@biscuitsbaseball.com

www.biscuitsbaseball.com  
Facebook: www.facebook.com/MontgomeryBiscuits  
Twitter: @BiscuitBaseball



## RIVERWALK STADIUM



## PARK DIMENSIONS

LF: 314' • CF: 401' • RF: 332'  
Built: 2004 • Capacity: 7,000

## DIRECTIONS

Take I-65 N to exit 172 (just north of I-85).  
Proceed east onto Herron Street, which becomes  
Bibb Street...take Bibb for approx. 1/2 mile...turn  
left on Coosa Street and continue until it ends.  
Riverwalk Stadium will be on the right.

## GAME TIMES

All times CDT. See pages 10 -15 for a full schedule.

Monday - Friday .....6:35 p.m.  
Saturday.....6:05 p.m.  
Sunday .....2:05 p.m. (April - May)  
5:05 p.m. (June - September)  
Exceptions.....4/29, 5/2, 5/13 (10:35 a.m.)  
7/9, 9/2 (12:05 p.m.)

## TICKETS

Ticket Office Phone: (334) 323-2255

## TICKET OFFICE HOURS

M-F: 10:00 a.m. – 5:30 p.m.  
Sat (Day of Home Game): 10:00 a.m. – 7th inning  
Sun (Day of Home Game): 12:00 p.m. – 7th inning

INDIVIDUAL GAME RATES*	SEASON TICKET RATES
Super Box.....\$13.00	Executive Club.....\$840
Box.....\$11.00	Super Box.....\$730
Lawn.....\$9.00	35-Game Plan.....\$340-460
	20-Game Flex.....\$220-260
	12-Game Plan.....\$125-148
	6-Game Plan.....\$66-78

\*Add \$1 per ticket for day of game  
purchase (Thurs-Sat only).

## TEAM INFORMATION

Years in Southern League.....1965-1980, 2004-present  
2018 Overall Record.....79-61 (.564, 1st in North Division)  
2018 Record/Finish by Halves.....1st Half: 37-33 (2nd) | 2nd Half: 42-28 (2nd\*)  
2018 Attendance/Average.....238,538/3,408  
Media Contact.....Chris Adams-Wall  
Press Box Phone.....(334) 819-7481  
Radio Play-by-Play.....Chris Adams-Wall  
Flagship Radio.....SportsRadio 740 AM WMSP  
Visitor Hotel.....Candlewood Suites at Eastchase  
9151 Boyd Cooper Parkway, Montgomery, AL 36117  
Phone: (334) 277-0677 • Fax: (334) 277-0676 • Hotel Contact: Cory Vaughn  
Visitor hotel information subject to change. Contact club for details.

\*Clinched Playoff Berth



LOU DIBELLA  
OWNER



TODD PARNELL  
PRESIDENT



BRENDON PORTER  
CHIEF OPERATING OFFICER



MICHAEL MURPHY  
GENERAL MANAGER

## FRONT OFFICE DIRECTORY

Operated by.....Biscuits Baseball, LLC  
Managing Owner.....Lou DiBella  
President.....Todd "Parney" Parnell  
Chief Operating Officer.....Brendon Porter  
General Manager.....Michael Murphy  
Executive Consultant.....Greg Rauch  
Corporate & Military Partnerships.....Jay Jones  
Corporate Partnerships Executive.....Matt Mulvanny  
Director of Group Sales.....Chris Walker  
Group Sales Manager.....Matt Baranofsky  
Box Office Manager, Season Tix Coord.....Justin Ross  
Marketing & Multimedia.....Jared McCarthy  
Broadcaster & Media Relations.....Chris Adams-Wall

Community Engagement.....Katie Parker  
Retail Manager.....Ashley Williams  
Director of Food & Beverage.....Risa Juliano  
Special Events/Catering Manager.....Sabrina Tew  
Executive Chef.....Mark Johnson  
Special Events/Catering Coordinator.....Kelsie Winkler  
Director, Stadium Operations.....Steve Blackwell  
Stadium Operations Assistant.....Thomas Constant  
Head Groundskeeper.....Alex English  
Business Manager.....Tracy Mims  
Financial Specialist.....Joan Burden  
Executive Administrator.....Jeannie Burke

## COACHING STAFF

Manager.....Morgan Ensberg  
Hitting Coach.....Jamie Nelson  
Pitching Coach.....R.C. Lichtenstein  
Bench Coach.....Gary Redus  
Athletic Trainer.....Kris Russell  
Strength Coach.....Carlos Gonzalez

MORGAN ENSBERG  
MANAGER



## AFFILIATE DIRECTORY



**TAMPA BAY RAYS**  
Tropicana Field  
One Tropicana Drive  
St. Petersburg, FL 33705  
Phone: (727) 825-3137  
Fax: (727) 825-3365  
rays.mlb.com

Principal Owner.....Stuart Sternberg  
President.....Brian Auld  
President.....Matthew Silverman  
Senior Vice President, Baseball Operations.....Chaim Bloom  
Director of Minor League Operations.....Mitch Lukevics  
Assistant Director, Minor League Operations.....Jeff McLerran  
Admin, International and Minor League Ops.....Giovanna Rodriguez

## FARM SYSTEM

Class	Team	League
AAA	Durham	International
AA	Montgomery	Southern
A-Adv	Port Charlotte	Florida State
A	Bowling Green	South Atlantic
SS	Hudson Valley	New York-Penn
R	Princeton	Appalachian
R	GCL Rays	Gulf Coast
R	DSL Rays-1	Dominican
R	DSL Rays-2	Dominican

**MINOR LEAGUE COMPLEX**  
Charlotte Sports Park  
2300 El Jobean Road  
Port Charlotte, FL 33948  
Phone: (941) 743-1900



## PENSACOLA BLUE WAHOOS

351 West Cedar St.  
Pensacola, FL 32502

Phone: (850) 934-8444  
Fax: (850) 791-6256

info@bluewahoos.com

www.bluewahoos.com

Facebook: www.facebook.com/BlueWahoosBaseball

Twitter: @BlueWahoosBBall



### BLUE WAHOOS STADIUM



### PARK DIMENSIONS

LF: 342' • CF: 400' • RF: 335'  
Built: 2012 • Capacity: 5,038  
Seat Breakdown – Fixed Seats: 3,869 • GA: 1,169

### DIRECTIONS

Take E Chase Street (Exit 1B) off I-110 and turn right onto S 9th Ave. Turn right at Bayfront Pkwy and continue west onto Main St. Turn left at S. Reus St and then right onto W. Cedar St.

### GAME TIMES

All times CDT. See pages 10 -15 for a full schedule.

Monday - Friday .....6:35 p.m.  
Saturday .....6:05 p.m.  
Sunday .....1:05 p.m. (First Half)  
.....5:05 p.m. (Second Half)  
Exceptions .....4/21 (5:05 p.m.)

### TICKETS

Ticket Office Phone: (850) 934-8444

### TICKET OFFICE HOURS

10:00 a.m. - 5:00 p.m.  
Game Days: 10:00 a.m. - 10:00 p.m.

### INDIVIDUAL GAME RATES\*

Premium .....\$53.00  
Club Seats .....\$18.00  
Box .....\$13.00  
Reserved .....\$11.00  
Standing Room Only .....\$8.00

### SEASON TICKET RATES

Premium .....\$2,695  
Club .....\$945  
Box Seats .....\$735  
Reserved .....\$595  
SRO .....\$525

\*Prices include \$2 CMPA fee.

\*Prices increase by \$2 per seat for  
Friday & Saturday games.

### TEAM INFORMATION

Years in Southern League .....2012-Present  
2018 Overall Record .....69-68 (.504, 2nd in South Division)  
2018 Record/Finish by Halves .....1st Half: 30-38 (3rd) | 2nd Half: 39-30 (2nd\*)  
2018 Attendance/Average .....300,002/4,348  
Media Contact .....Daniel Venn  
Press Box Phone .....(850) 934-8444 x211  
Radio Play-by-Play .....Chris Garagiola  
Flagship Radio .....ESPN Pensacola 94.5 FM & on 98.7-HD2 FM  
Primary Visitor Hotel .....Hampton Inn Pensacola Airport  
2187 Airport Blvd., Pensacola, FL 32504

Phone: (850) 478-1123 • Fax: (850) 478-8519 • Hotel Contact: Kelly Jackson  
Visitor hotel information subject to change. Contact club for details.

\*Clinched Playoff Berth via Wild Card



QUINT STUDER  
OWNER



BUBBA WATSON  
OWNER



JONATHAN GRIFFITH  
PRESIDENT/GM

### FRONT OFFICE DIRECTORY

Operated by ..... NW Florida Professional Baseball, LLC  
Owners ..... Quint and Rishy Studer, Bubba Watson  
President ..... Jonathan Griffith  
Vice President of Operations ..... Donna Kirby  
Vice President of Sales ..... Alex Sides  
Human Resources Director ..... Candice Miller  
Chief Financial Officer ..... Amber McClure  
Finance Manager ..... Sally Jewell  
Accounts Payable ..... Pam Handlin  
Accounting Intern ..... Kaitlyn Sanderson  
Receptionist ..... Dawn Williams  
Box Office & Sales Manager ..... Dakota Lee  
Assistant Box Office Manager ..... Danny Do  
Event Sales Manager ..... Shannon Reeves  
Corporate Sales Executive ..... Steven Unser

Group Sales Executive .....Baillie Tate  
Group Sales Executive .....Wesley Donald  
Season Ticket Concierge ..... Gracey McDonald  
Merchandise Manager ..... Anna Striano  
Merchandise Trainee .....Kelsie Massey  
Creative Services Manager .....Adam Waldron  
Creative Services Assistant ..... Derek Diamond  
Media & Public Relations .....Daniel Venn  
Broadcaster .....Chris Garagiola  
Senior Writer ..... Bill Vilona  
Community Relations Trainee .....Clara Newman  
Facilities Manager .....Mike Crenshaw  
Head Groundskeeper .....Dustin Hannah  
Assistant Groundskeeper .....Wes Baldwin

### COACHING STAFF

Manager ..... Ramon Borrego  
Hitting Coach ..... Steve Singleton  
Pitching Coach .....Cibney Bello  
Bench Coach .....Justin Willard  
Athletic Trainer ..... Davey LaCroix  
Strength Coach .....Travis Koon

RAMON BORREGO  
MANAGER



### AFFILIATE DIRECTORY



### MINNESOTA TWINS

Target Field  
1 Twins Way  
Minneapolis, MN 55403  
Phone: (612) 659-3400  
Fax: (612) 659-4025  
twins.mlb.com

Executive Chair ..... Jim Pohlard  
President ..... Dave St. Peter  
Chief Baseball Officer ..... Derek Falvey  
General Manager ..... Thad Levine  
Assistant General Manager ..... Rob Antony  
Director, Minor League Operations ..... Jeremy Zoll  
Senior Manager, Minor League Operations ..... Brian Maloney

### FARM SYSTEM

Class	Team	League
AAA	Rochester	International
AA	Pensacola	Southern
A-Adv	Fort Myers	Florida State
A	Cedar Rapids	Midwest
R	Elizabethton	Appalachian
R	GCL Twins	Gulf Coast
R	DSL Twins	Dominican

### MINOR LEAGUE COMPLEX

Lee Co. Sports Complex-  
Hammond Stadium  
14100 Six Miles Cypress Pkwy.  
Fort Myers, FL 33912  
Phone: (239) 533-7610



## TENNESSEE SMOKIES

3540 Line Drive  
Kodak, TN 37764

Phone: (865) 286-2300  
Fax: (865) 523-9913

info@smokiesbaseball.com

www.smokiesbaseball.com  
Facebook: www.facebook.com/TennesseeSmokies  
Twitter: @SmokiesBaseball



### SMOKIES STADIUM



### PARK DIMENSIONS

LF: 330' • CF: 400' • RF: 320'  
Built: 2000 • Capacity: 6,000

### DIRECTIONS

On Interstate-40, take exit 407 to Highway  
66-North (Winfield Dunn Pkwy)...ballpark is  
directly on your right.

### GAME TIMES

All times EDT. See pages 10 -15 for a full schedule.

Monday-Saturday.....7:00 p.m.  
Sunday.....5:30 p.m.  
Exceptions.....4/24, 5/13 (11:30 a.m.)  
5/14, 7/16 (12:00 p.m.)  
4/7, 5/5, 5/12, 5/26, 6/9 (2:00 p.m.)  
4/20 (5:30 p.m.)

### TICKETS

Ticket Office Phone: (865) 286-2300

#### TICKET OFFICE HOURS

M-F: 10:00 a.m. – 5:00 p.m.

Game Days: 10:00 a.m. – 5:00 p.m.

#### INDIVIDUAL GAME RATES\*

Field.....\$12/\$14  
Bleacher.....\$10/\$12  
Berm.....\$10

\*Prices are Sun-Thurs/Fri-Sat

\*Children \$1 off Field Seating

#### SEASON TICKET RATES

Field Level.....\$525

### TEAM INFORMATION

Years in Southern League.....1964-67, 1972-present  
2018 Overall Record.....67-71 (.486, 3rd in North Division)  
2018 Record/Finish by Halves.....1st Half: 36-34 (4th) | 2nd Half: 31-37 (4th)  
2018 Attendance/Average.....308,069/4,668  
Media Contact.....Connor Pearce  
Press Box Phone.....(865) 286-2353  
Radio Play-by-Play.....Mick Gillispie  
Flagship Radio.....Talk Radio 92.3 FM / 760 AM  
Visitor Hotel.....Hampton Inn and Suites  
105 Stadium Drive, Kodak, TN 37764

Phone: (865) 465-0590 • Fax: (865) 465-0591 • Hotel Contact: Katie Lowery  
Visitor hotel information subject to change. Contact club for details.



RANDY BOYD  
OWNER



DOUG KIRCHHOFFER  
CEO



CHRIS ALLEN  
PRESIDENT/COO



TIM VOLK  
GENERAL MANAGER

### FRONT OFFICE DIRECTORY

Operated by.....Boyd Sports, LLC  
Owners.....Randy and Jenny Boyd  
CEO.....Doug Kirchhofer  
President/COO.....Chris Allen  
Vice President.....Jeremy Boler  
General Manager.....Tim Volk  
Asst GM of Stadium Operations.....Bryan Webster  
Director of Food & Beverage.....Chris Franklin  
Director of Corporate Partnerships.....Thomas Kappel  
Director of Video Production.....Aris Theofanopoulos  
Director of Broadcasting.....Mick Gillispie  
Marketing/Community Relations Mgr.....Connor Pearce  
Creative Services Manager.....Jonathan Bentley  
Outside Events Manager.....Jason Moody  
Hospitality Manager.....Morgan Messick

Merchandise Manager.....Ashley Binder  
Business Manager.....Suzanne French  
Admin/Finance Assistant.....Michelle Conway  
Administrative Assistant.....Tolena Trout  
Corporate Sales Executive.....Corey Smart  
Partnership Activation Manager.....Baylor Love  
Partnership Activation Manager.....Morgan Harlan  
Group Sales & Ticketing Manager.....Andrew O'Gara  
Senior Account Executive.....Matt Graves  
Account Executive/Ticket Operations.....Brett Adams  
Account Executive.....Courtney Yarbrough  
Account Executive.....Evan Courtney  
Account Executive.....Drake Allen  
Head Groundskeeper.....Eric Taylor  
Stadium Operations Assistant.....Caleb Miles

### COACHING STAFF

Manager.....Jimmy Gonzalez  
Hitting Coach.....Chad Allen  
Pitching Coach.....Terry Clark  
Bench Coach.....Ben Carhart  
Athletic Trainer.....Toby Williams  
Strength Coach.....Jason Morris

JIMMY GONZALEZ  
MANAGER



### AFFILIATE DIRECTORY



CHICAGO CUBS  
Wrigley Field  
1060 West Addison Street  
Chicago, IL 60613  
Phone: (773) 404-2827  
Fax: (773) 404-4129  
cubs.mlb.com

Chairman.....Tom Ricketts  
President, Baseball Operations.....Theo Epstein  
Executive Vice President, General Manager.....Jed Hoyer  
Assistant General Manager.....Randy Bush  
Assistant General Manager.....Scott Harris  
Senior VP, Player Development & Amateur Scouting.....Jason McLeod  
Director, Player Development.....Jaron Madison  
Director, Intl. Pro Scouting/Player Development.....Alex Suarez

### FARM SYSTEM

Class	Team	League
AAA	Iowa	Pacific Coast
AA	Tennessee	Southern
A-Adv	Myrtle Beach	Carolina
A	South Bend	Midwest
SS	Eugene	Northwest
R	AZL Cubs	Arizona
R	DSL Cubs-1	Dominican
R	DSL Cubs-2	Dominican

### MINOR LEAGUE COMPLEX

Sloan Park  
2330 W. Rio Salado Parkway  
Mesa, AZ 85201  
Phone: (480) 668-0500

## WELCOMING LAS MONTAÑAS DE CHATTANOOGA

CHATTANOOGA, Tenn. – This season the Chattanooga Lookouts will take the field as the Montañas de Chattanooga for three games as a part of Minor League Baseball's Copa de la Diversión. The Copa Cup is a season-long initiative by Minor League Baseball that celebrates Hispanic heritage and culture. The Lookouts are one of 72 teams across Minor League Baseball, and the only team in the Southern League, who were chosen for this initiative.


"We chose the Montañas name, and our colors, to pay homage to the two mountains that shape Chattanooga," said Lookouts President Rich Mazingo. "This initiative is a great way to celebrate the cultural diversity of our city."

The team kicks off this initiative with Hispanic Heritage Day on Sunday, April 28. This game also marks the start of La Paz Chattanooga's Semana Latina, a week-long celebration of Latino culture in Chattanooga. Since 2016, the Lookouts have partnered with La Paz to help reach the local Latino community. Last year the Lookouts raised over \$2,500 for the non-profit organization.

"Lookouts games are a great place for the Chattanooga community to come together," said La Paz Director of Marketing and Business Development Angela Garcia. "We are excited to cheer on Las Montañas de Chattanooga and to celebrate Chattanooga's Latino heritage."

On top of Hispanic Heritage Day, the Lookouts will also wear their Montañas jerseys on Saturday, June 22 and Friday, July 19. The game on June 22 features appearances by Peppa and George Pig while the game in July caps off the team's 2019 Copa days with fireworks.

Official Montañas de Chattanooga on-field hats and other merchandise will be available throughout the 2019 Southern League season. Visit the Lookouts official team store for more info.



## "Sweet Lou" Highlights the 23rd Rickwood Classic

Annual Game set for Wednesday, May 29th at 12:30 pm

Both the Birmingham Barons and The Friends of Rickwood are excited to welcome fans back to legendary Rickwood Field for the 23rd Annual Rickwood Classic presented by Levy's Fine Jewelry.

This annual game is set for Wednesday, May 29th at 12:30 pm and will celebrate the beginning of baseball at Rickwood Field. The game will feature your Birmingham Barons hosting the Montgomery Biscuits, Double-A affiliate of the Tampa Bay Rays. Former MLB player and veteran manager "Sweet Lou" Piniella will be the special guest of honor and will be available for autographs during the game.

This will be the second appearance in the Classic for Montgomery, who last appeared at Rickwood Field during the 2005 season. In their only Rickwood Classic appearance, the Biscuits beat the Barons 6-5 in front of 4,663 fans. In the 22-year history of the Rickwood Classic the Barons are 10-12 overall, including last season's 7-1 victory over the Chattanooga Lookouts.

This year's Classic will celebrate the first-ever game played at Rickwood Field on August 18, 1910 between the Birmingham Coal Barons and Montgomery Climbers. After tying the game up at two in the bottom of the 9th, Coal Barons infielder Bert Emery hit a walk-off single to lead Birmingham to a 3-2 win. The 1910 Coal Barons would go on to have eight players play in the Major Leagues: Harry Coveleski, Roy Ellam, Rowdy Elliott, Moxie Manual, Bill McGilvray, Bobby Messenger, and Carlton Molesworth.

The Barons will don the uniforms worn by the 1910 Birmingham Coal Barons featuring a cream-colored jersey with a version of the Birmingham B on the left chest in black, the iconic black diamond B logo on the right sleeve, and black numbers on the back. The team will also wear special vintage white caps with black bills and a black B on it.

"We're thrilled to turn back the clock and once again host the Rickwood Classic at America's Oldest Ballpark on May 29th," said Birmingham Barons President & General Manager Jonathan Nelson.

"Rickwood Field is such an important part of baseball history here in Birmingham and hosting the Classic connects so many generations of baseball fans for one fun, special afternoon. The Barons and Friends of Rickwood are thrilled to welcome 'Sweet Lou' Piniella and thankful to Levy's Fine Jewelry for their continued support and sponsorship of the Rickwood Classic."

"Thanks to Mayor Randall Woodfin and the Birmingham City Council, fans will see the tremendous improvements to the area around Rickwood Field including sidewalks, landscaping, and vintage lighting," added Friends of Rickwood Chairman Gerald Watkins. "Plans are well underway for the 2019 Rickwood Classic. Not only do we anticipate a great game between Birmingham and in-state rival Montgomery, but our fans will also have a chance to meet former New York Yankees great, Lou Piniella. We are all looking forward to May 29th."

Piniella was named the 1969 American League Rookie of Year and played 16 seasons with the Baltimore Orioles, Cleveland Indians, Kansas City Royals, and New York Yankees. He would make one All-Star team and compile 1,705 hits, 102 home runs, and 766 RBIs during his on-field career. Upon retiring Piniella would begin his managerial career, which spanned 23 years and included three Manager of the Year awards. In 1990, Piniella would lead the Cincinnati Reds to a four-game sweep of the Oakland Athletics; winning his first World Series as a manager and his third title overall. In 2001 Piniella would lead the Seattle Mariners to 116 wins, tying the 1906 Chicago Cubs for the most victories in a single season.

"Rickwood Field is not only a Birmingham treasure, but a national one as well," said Levy's Fine Jewelry manager Todd Denaburg. "We are incredibly lucky to have the community realize this and preserve it as opposed to simply tearing it down like so many other past Birmingham treasures. It is an honor to be associated with the Rickwood Classic and to help keep this wonderful tradition going."





**SOUTHERN LEAGUE**

**ALL-STAR**

**BILOXI GAME 2019**

**JUNE 17-18**

**FEATURING**

**\*OPENING NIGHT GALA, LUNCHEON, HOME RUN DERBY & POST-GAME PARTY**

**MGM PARK**

**HOME OF THE BILOXI SHUCKERS**

**105 Caillavet Street Biloxi, Mississippi 39530**

**RESERVE TICKETS ONLINE** **BILOXISHUCKERS.com**



SOUTHERN LEAGUE 2019  
MOBILE BAYBEARS FAREWELL SEASON

41

## BON VOYAGE BAYBEARS

On Monday, September 2, 2019 the sun will set on the Mobile BayBears and the team will take the field under the bright lights of Hank Aaron Stadium for their final regular season game.

The franchise will relocate to Madison, Alabama ahead of the 2020 Southern League season; continuing a history that is now more than five decades in the making. Before making their way to the South Alabama bay in 1997, the club operated as both the Port City Roosters (1995-96) and Nashville Xpress (1993-94) for a pair of seasons. Prior to that, the team called Charlotte, North Carolina home; identifying as the Knights (1988-92) and Orioles (1976-87). The franchise originated as one of the Southern League's original eight clubs, operating as the Asheville Tourists for seven years (1964-66, 1968-71) and the Asheville Orioles for another four (1972-75).

As part of their sendoff season in Mobile, the BayBears will have five bobblehead giveaways: Paul Goldschmidt (May 11), Max Scherzer (May 25), Justin Upton (June 8), Jake Peavy (June 22) and mascot Bay B. Bear (July 27). Fans can also purchase Farewell Season caps, shirts, baseballs, and more in person at the Swinging Bear Gift Shop at Hank Aaron Stadium or online at [baybears.milbstore.com](http://baybears.milbstore.com).

When we look back in the record books, the Mobile BayBears will be defined by success. Entering their final season of play the BayBears boast four titles and eight playoff appearances across 22 seasons in the Southern League. Of all 20 clubs in modern history (since 1964), the BayBears .600 playoff win percentage (30-20) currently ranks second all-time.

### Accolades, Awards, and Information:

**Southern League Titles:** 1998, 2004 (co-championship), 2011, 2012

**Southern League Hall of Famers:** Mike Darr (Class of 2014), Turner Ward (Class of 2015)

**Most Valuable Players:** Paul Goldschmidt (2011), Jake Lamb (2014)

**Most Outstanding Pitchers:** Brad Baker (2004), Archie Bradley (2013)

**Manager of the Year:** Mike Ramsey (1998), Turner Ward (2011), Andy Green (2013, 2014)

**Affiliates:** San Diego Padres (1997-2006), Arizona Diamondbacks (2007-16), L.A. Angels (2017-19)

**Attendance Records:** Season - 332,639 (1997), Average - 4,821 (1997)



Visit [MobileBayBears.com](http://MobileBayBears.com)  
for more information



## INTRODUCING THE ROCKET CITY TRASH PANDAS

Over 400 days before the gates open on their brand new ballpark, the Rocket City Trash Pandas are breaking records and making history.

This past holiday season, over 30,000 merchandise items were purchased at the team's official store, the Trash Pandas Emporium. The club also received over 3,000 online orders from across the globe during that span, more than tripling the previous record for a minor league club.

"I continue to be amazed at how this community has accepted and become excited by our team," said Trash Pandas' CEO Ralph Nelson. "Our industry measures brand acceptance by merchandise sales, and it's hard to go very far in North Alabama or Southern Tennessee without seeing folks in Trash Pandas apparel."

The Trash Pandas moniker was chosen September 5, 2018, culminating a two-month "Name the Team" contest which included just under 30,000 nominations and votes. This easily marked the highest participation in a naming contest in MiLB history, and continued the momentum started in June 2018 when the team hosted thousands of fans for their stadium's groundbreaking ceremony.

"The Rocket City Trash Pandas launch received more engagement and more national attention than any launch in Minor League Baseball history," said Jason Klein of Brandiose, the San Diego-based marketing firm in charge of creating the Trash Pandas logo. "Fans are going to love seeing the experience come to life over the next year."

Fans interested in purchasing official team merchandise or season tickets for either reserved or box seats can visit [milb.com/rocket-city](http://milb.com/rocket-city). The Rocket City Trash Pandas will begin play during the 2020 Southern League season and will be the Double-A affiliate of the Los Angeles Angels.



Artist's Rendering of the Multipurpose Facility in Madison, Alabama which will be home to the Rocket City Trash Pandas.

# 2018 IN REVIEW





## FINAL COMPOSITE STANDINGS

North Division	W	L	PCT	GB	HOME	ROAD	DIFF
#-Montgomery	79	61	.564	-	34-36	45-25	+129
*-Jackson	75	64	.540	3.5	39-31	36-33	+56
Tennessee	67	71	.486	11.0	33-35	34-36	-21
Birmingham	66	72	.478	12.0	33-36	33-36	-42
Chattanooga	65	72	.474	12.5	36-34	29-38	+1

South Division	W	L	PCT	GB	HOME	ROAD	DIFF
*#-Biloxi	81	59	.579	-	47-23	34-36	+32
&-Pensacola	69	68	.504	10.5	37-33	32-35	-43
Mississippi	67	71	.486	13.0	36-33	31-38	-24
Mobile	66	70	.485	13.0	31-35	35-35	+11
Jacksonville	55	82	.401	24.5	27-41	28-41	-99

## FINAL FIRST HALF STANDINGS

North Division	W	L	PCT	GB
*-Jackson	39	30	.565	-
Montgomery	37	33	.529	2.5
Chattanooga	36	33	.522	3.0
Tennessee	36	34	.514	3.5
Birmingham	32	36	.471	6.5

South Division	W	L	PCT	GB
*-Biloxi	41	29	.586	-
Mobile	37	31	.544	3.0
Pensacola	30	38	.441	10.0
Mississippi	29	41	.414	12.0
Jacksonville	28	40	.412	12.0

## FINAL SECOND HALF STANDINGS

North Division	W	L	PCT	GB
#-Montgomery	42	28	.600	-
*-Jackson	36	34	.514	6.0
Birmingham	34	36	.486	8.0
Tennessee	31	37	.456	10.0
Chattanooga	29	39	.426	12.0

South Division	W	L	PCT	GB
*#-Biloxi	40	30	.571	-
&-Pensacola	39	30	.565	0.5
Mississippi	38	30	.559	1.0
Mobile	29	39	.426	10.0
Jacksonville	27	42	.391	12.5

Key: \* - first half division winner | # - second half division winner | &amp; - clinched playoff berth

2018 NORTH DIVISION SERIES  
JACKSON GENERALS VS MONTGOMERY BISCUITS

## Wednesday, September 5 :: Game One :: The Ballpark at Jackson :: Generals 4, Biscuits 3

Montgomery	100	110	000	—	3	9	1	Winning Pitcher: Lewis (1-0)
Jackson	010	000	102	—	4	13	1	Losing Pitcher: Espinal (0-1)

## Thursday, September 6 :: Game Two :: The Ballpark at Jackson :: Biscuits 8, Generals 3

Montgomery	000	302	300	—	8	9	1	Winning Pitcher: Burke (1-0)
Jackson	000	000	111	—	3	9	1	Losing Pitcher: Duplantier (0-1)

## Friday, September 7 :: Game Three :: Riverwalk Stadium :: Generals 3, Biscuits 0

Jackson	000	020	010	—	3	4	2	Winning Pitcher: Donatella (1-0)
Montgomery	000	000	000	—	0	5	0	Losing Pitcher: McWilliams (0-1)
								Save: Ginkel (1)

## Saturday, September 8 :: Game Four :: Riverwalk Stadium :: Biscuits 10, Generals 7

Jackson	001	301	020	—	7	14	1	Winning Pitcher: Moss (1-0)
Montgomery	024	021	01x	—	10	15	1	Losing Pitcher: Vargas (0-1)
								Save: Taylor (1)

## Sunday, September 9 :: Game Five :: Riverwalk Stadium :: Generals 11, Biscuits 7

Jackson	132	000	050	—	11	13	4	Winning Pitcher: Takahashi (1-0)
Montgomery	020	001	301	—	7	8	2	Losing Pitcher: Lawson (0-1)

## Jackson wins series, 3-2

Score By Innings	1	2	3	4	5	6	7	8	9	10+	Total
Montgomery	1	4	4	4	3	4	6	1	1	—	28
Jackson	1	4	3	3	2	1	2	9	3	—	28

2018 SOUTH DIVISION SERIES  
BILOXI SHUCKERS VS PENSACOLA BLUE WAHOOS

## Wednesday, September 5 :: Game One :: MGM Park :: Shuckers 4, Blue Wahoos 3 (12 Innings)

Pensacola	002	000	100	000	3	8	1	Winning Pitcher: Ponce (1-0)
Biloxi	000	010	110	001	4	14	2	Losing Pitcher: Bender (0-1)

## Thursday, September 6 :: Game Two :: MGM Park :: Blue Wahoos 4, Shuckers 1

Pensacola	200	000	200	—	4	6	0	Winning Pitcher: Gutierrez (1-0)
Biloxi	000	000	100	—	1	6	0	Losing Pitcher: Jankins (0-1)
								Save: Navas (1)

## Friday, September 7 :: Game Three :: Blue Wahoos Stadium :: Shuckers 3, Blue Wahoos 2

Biloxi	001	000	020	—	3	3	2	Winning Pitcher: Ames (1-0)
Pensacola	010	000	100	—	2	5	0	Losing Pitcher: Reyes (0-1)
								Save: Griep (1)

## Saturday, September 8 :: Game Four :: MGM Park :: Shuckers 9, Blue Wahoos 1

Pensacola	010	000	000	—	1	2	2	Winning Pitcher: Diplan (1-0)
Biloxi	340	100	10x	—	9	10	1	Losing Pitcher: Wright (0-1)

## Biloxi wins series, 3-1

Score By Innings	1	2	3	4	5	6	7	8	9	10+	Total
Pensacola	2	2	2	0	0	0	4	0	0	0	10
Biloxi	3	4	1	1	1	0	3	3	0	1	17



## 2018 BC® POWDER CHAMPIONSHIP SERIES

### JACKSON GENERALS VS BILOXI SHUCKERS

#### Tuesday, September 11 :: Game One :: The Ballpark at Jackson :: Shuckers 7, Generals 0

Biloxi 202 003 011 — 7 9 0

Winning Pitcher: Webb (1-0)

Jackson 000 000 000 — 0 2 0

Losing Pitcher: Widener (0-1)

#### Wednesday, September 12 :: Game Two :: The Ballpark at Jackson :: Generals 7, Shuckers 3

Biloxi 300 000 000 — 3 4 0

Winning Pitcher: Atkinson (1-0)

Jackson 113 002 00x — 7 11 0

Losing Pitcher: Brown (0-1)

#### Friday, September 14 :: Game Three :: MGM Park :: Generals 12, Shuckers 7

Jackson 005 100 240 — 12 15 0

Winning Pitcher: Donatella (1-0)

Biloxi 000 000 232 — 7 12 2

Losing Pitcher: Jankins (0-1)

#### Saturday, September 15 :: Game Four :: MGM Park :: Generals 3, Shuckers 2

Jackson 200 000 001 — 3 10 1

Winning Pitcher: Blazek (1-0)

Biloxi 000 101 000 — 2 8 0

Losing Pitcher: Griep (0-1)

Save: Ginkel (1)

*Jackson wins series, 3-1*

Score By Innings 1 2 3 4 5 6 7 8 9 10+ Total

Biloxi 3 0 2 1 0 4 2 4 3 — 19

Jackson 3 1 8 1 0 2 2 4 1 — 22

*Championship Series MVP: INF Domingo Leyba*



## HITTING

Name	Team	AVG	AB	R	H	TB	2B	3B	HR	RBI	BB	SO
Vargas, E	JXN	.500	2	0	1	1	0	0	0	0	0	0
Miroglio, Do	JXN	.438	16	2	7	9	0	1	0	3	0	1
Marzilli, E	JXN	.400	5	0	2	4	2	0	0	3	0	1
Donatella, J	JXN	.333	3	0	1	1	0	0	0	1	0	1
Leyba, D	JXN	.333	18	2	6	11	2	0	1	4	0	5
Morozowski, J	JXN	.333	3	1	1	1	0	0	0	0	1	0
DeLuzio, B	JXN	.313	16	4	5	5	0	0	0	0	2	3
Cribbs, G	JXN	.300	10	3	3	5	0	1	0	2	2	2
Medrano, K	JXN	.267	15	2	4	7	0	0	1	3	3	3
Gonzalez, J	JXN	.214	14	2	3	5	2	0	0	1	2	3
Herum, M	JXN	.188	16	4	3	3	0	0	0	1	1	3
Flores, R	JXN	.143	14	2	2	5	0	0	1	3	1	2
Atkinson, R	JXN	.000	2	0	0	0	0	0	0	0	0	0
Prince, J	JXN	.000	5	0	0	0	0	0	0	0	1	4
Widener, T	JXN	.000	1	0	0	0	0	0	0	0	0	1
<b>TOTAL</b>		<b>.271</b>	<b>140</b>	<b>22</b>	<b>38</b>	<b>57</b>	<b>6</b>	<b>2</b>	<b>3</b>	<b>21</b>	<b>13</b>	<b>29</b>

Name	Team	AVG	AB	R	H	TB	2B	3B	HR	RBI	BB	SO
Stokes Jr., T	BLX	.467	15	6	7	12	2	0	1	2	3	5
Wilson, W	BLX	.429	14	2	6	8	2	0	0	2	2	1
Thomas, D	BLX	.333	3	1	1	4	0	0	1	1	0	1
Hiura, K	BLX	.313	16	2	5	5	0	0	0	3	1	3
McDowell, M	BLX	.300	10	1	3	7	1	0	1	4	1	2
Erceg, L	BLX	.286	14	1	4	5	1	0	0	3	1	4
Aviles Jr., L	BLX	.250	4	0	1	1	0	0	0	1	0	1
Grisham, T	BLX	.250	16	3	4	5	1	0	0	0	2	8
Allemand, B	BLX	.091	11	1	1	1	0	0	0	0	2	0
Ray, C	BLX	.063	16	2	1	2	1	0	0	0	2	8
Brown, Z	BLX	.000	1	0	0	0	0	0	0	0	0	0
Harber, C	BLX	.000	1	0	0	0	0	0	0	0	0	0
Heineman, T	BLX	.000	4	0	0	0	0	0	0	0	0	3
Jankins, T	BLX	.000	1	0	0	0	0	0	0	0	0	0
Noriega, G	BLX	.000	3	0	0	0	0	0	0	0	0	2
Roegner, C	BLX	.000	1	0	0	0	0	0	0	0	0	1
Supak, T	BLX	.000	2	0	0	0	0	0	0	0	0	2
Webb, B	BLX	.000	3	0	0	0	0	0	0	0	0	3
<b>TOTAL</b>		<b>.244</b>	<b>135</b>	<b>19</b>	<b>33</b>	<b>50</b>	<b>8</b>	<b>0</b>	<b>3</b>	<b>16</b>	<b>14</b>	<b>44</b>

## PITCHING

Name	Team	W-L	ERA	G	IP	H	R	ER	BB	SO	WHIP	AVG
Atkinson, R	JXN	1-0	0.00	1	3.1	0	0	0	0	4	0.00	.000
Blazek, M	JXN	1-0	0.00	2	4.0	1	0	0	2	5	0.75	.083
Ginkel, K	JXN	0-0	0.00	2	2.0	1	0	0	0	2	0.50	.143
Vargas, E	JXN	0-0	1.80	1	5.0	4	1	1	0	8	0.80	.222
Aguilar, M	JXN	0-0	3.00	2	3.0	5	1	1	0	4	1.67	.417
Donatella, J	JXN	1-0	3.00	1	6.0	6	2	2	2	4	1.33	.261
Miller, J	JXN	0-0	3.00	2	3.0	3	1	1	2	7	1.67	.250
Widener, T	JXN	0-1	7.20	1	5.0	5	5	4	2	6	1.40	.250
Lewis, S	JXN	0-0	9.00	2	2.0	2	2	2	1	0	1.50	.250
Mark, T	JXN	0-0	9.00	1	1.0	2	1	1	0	2	2.00	.400
Jeter, B	JXN	0-0	27.00	1	1.0	3	3	3	0	2	3.00	.500
Duplantier, J	JXN	0-0	40.50	1	0.2	1	3	3	5	0	9.00	.500
<b>TOTAL</b>		<b>3-1</b>	<b>4.50</b>	<b>4</b>	<b>36.0</b>	<b>33</b>	<b>19</b>	<b>18</b>	<b>14</b>	<b>44</b>	<b>1.31</b>	<b>.244</b>

Name	Team	W-L	ERA	G	IP	H	R	ER	BB	SO	WHIP	AVG
Ames, J	BLX	0-0	0.00	2	3.0	1	0	0	0	3	0.33	.111
Kuntz, B	BLX	0-0	0.00	2	1.2	1	0	0	0	1	0.60	.167
Olczak, J	BLX	0-0	0.00	1	1.0	0	0	0	0	0	0.00	.000
Ponce, C	BLX	0-0	0.00	2	2.0	3	0	0	0	4	1.50	.333
Sanchez, M	BLX	0-0	0.00	2	2.1	4	4	0	1	3	2.14	.308
Webb, B	BLX	1-0	0.00	1	6.0	1	0	0	3	7	0.67	.056
Supak, T	BLX	0-0	3.38	1	5.1	5	2	2	0	4	0.94	.238
Roegner, C	BLX	0-0	4.91	1	3.2	3	2	2	3	3	1.64	.231
Harber, C	BLX	0-0	7.36	1	3.2	5	3	3	4	1	2.45	.333
Griep, N	BLX	0-1	9.00	1	1.0	3	1	1	0	2	3.00	.600
Jankins, T	BLX	0-1	15.00	1	3.0	6	5	5	1	1	2.33	.400
Brown, Z	BLX	0-1	19.29	1	2.1	6	5	5	1	0	3.00	.462
<b>TOTAL</b>		<b>1-3</b>	<b>4.63</b>	<b>4</b>	<b>35.0</b>	<b>38</b>	<b>22</b>	<b>18</b>	<b>13</b>	<b>29</b>	<b>1.46</b>	<b>.271</b>

# RESERVED

# GAMEDAY PARKING

*for every fan*



*That's*  
**CLUTCH!**

**DANIEL ALMOND**  
Director of Business Development

**205-394-2575**  
daniel@imclutch.com

**IMCLUTCH.COM**  
@imclutchco

## CLUTCH! IS A DIGITAL PARKING PASS SOLUTION THAT CAN BE CUSTOMIZED TO FIT YOUR STADIUM PARKING NEEDS.



### GO DIGITAL!

Generate and distribute **DIGITAL PARKING PASSES** to corporate partners, group sales and season ticket holders.



### CONNECT FANS

Make it easier for fans to **TRANSFER OR EXCHANGE** parking passes with friends or colleagues.



### LEVERAGE DATA!

Collect **VALUABLE DATA** on who is parking near your stadium, what time they're arriving and what route they took.



### GAIN NEW REVENUE!

Segment part of your lot for **PREMIUM PARKING** by reservation only





## CHAMPS: MARZILLI'S LATE PINCH-HIT DOUBLE GIVES JACKSON A SOUTHERN LEAGUE TITLE

By Tyler Springs - Jackson Generals  
September 15, 2018

BILOXI, MS – The Jackson Generals, Double-A affiliate of the Arizona Diamondbacks, used a ninth-inning rally to beat the Biloxi Shuckers and win the 2018 BC® Powder Southern League Championship Series with a 3-2 victory at MGM Park. The triumph gives Jackson their third trophy as a Southern League franchise, their second title in three seasons, and their first crown as an affiliate of the Arizona Diamondbacks.

Facing Southern League All-Star closer Nate Griep (0-1, 9.00 ERA) with the game tied 2-2 in the top of the ninth, Jackson made their move. After an inning-opening strikeout by Rudy Flores, Generals third baseman Marty Herum fouled off an 0-2 pitch from Griep and bopped a single up the middle to put the tying run on base. Griep fought back to record his second strikeout of the inning, setting down Jay Gonzalez on six pitches to bring up catcher Dominic Miroglio. The Jackson backstop, a playoff revelation, lined his 15th postseason hit into center field and moved Herum into scoring position at second base.

With the title hanging in the balance, Jackson skipper Shelley Duncan put his trust in 27-year-old veteran outfielder Evan Marzilli to pinch-hit for shortstop Galli Cribbs. Marzilli, a two-time college national champion at the University of South Carolina, stepped to the plate with no previous at-bats against Griep during the regular season. Griep had gone 13 appearances without giving up an earned run and had worked 16 scoreless innings since allowing three runs at Jackson on July 27. Marzilli put that history aside and made some of his own.

On a first-pitch changeup, Marzilli ripped a double just inside the first base bag, scoring Herum from second base to catapult the Generals in front, 3-2. Miroglio was tagged out at the plate after trying to score from first base, sending the game into the final half-inning with Jackson needing three outs to seize the trophy. The game-breaking hit marked Marzilli's second consecutive at-bat with a run-scoring double, bearing resemblance to his Game 3 plate appearance in the eighth inning which also scored Herum.


For the fourth time in the playoffs, Jackson closer Kevin Ginkel (5, 1) entered with the Generals on top. The reigning Southern League's BC® Relief Pitcher of the Month needed only three batters to seal the victory, coaxing a groundout from Keston Hiura and a strikeout by Lucas Erceg for the frame's first two outs. Weston Wilson bounced a full-count offering to Herum at third base, and Herum's successful toss across the diamond to Flores sent the two corner infielders rushing toward each other for a leaping embrace at the mound as their teammates poured out of the dugout to join the celebration.

Knowing a victory would equal a banner, Jackson right-hander Emilio Vargas bounced back from a rough outing in the North Division Series against Montgomery with a strong start on the hill. The 22-year-old Dominican pitched five innings against a loaded Biloxi lineup that featured five of the Milwaukee Brewers top prospects. Vargas worked quickly and gave up only one earned run, a solo home run by Troy Stokes Jr., in the fourth inning. He finished his day with eight strikeouts and no walks on 76 pitches, facing just three batters over the minimum before turning the game over to the bullpen.

Miguel Aguilar entered in relief with a 2-1 sixth inning lead, but allowed his first earned run since August 18 as Biloxi would tie the game on an RBI single from Keston Hiura which scored Stokes Jr. Michael Blazek (W, 1-0) followed with two scoreless frames, allowing the Generals to enter the ninth inning deadlocked with the South Division champs.

At the plate, Kevin Medrano started the game with an early bang by whacking a two-run homer off the top of the right field wall to give the Generals a 2-0 lead in the top of the first inning. BC® Powder Southern League Championship Series MVP Domingo Leyba had a quiet night on Saturday following a 4-for-6 effort in Game 3, ending the playoffs with a 14-for-40 mark at the plate and a league-best 11 RBIs. Vargas collected his first professional hit with a line-drive single to right-center field in the second inning. Miroglio went 2-for-4 to complete a dazzling playoff run in which he hit a league-high .484 (15-for-31) with nine runs scored and 7 RBIs.

For Duncan the 2018 Southern League title is his first championship shared with hitting coach Vince Harrison; and his second trophy shared with pitching coach Doug Drabek and bench coach Javier Colina. Duncan, Drabek, and Colina won the 2015 Northwest League title while guiding the Hillsboro Hops, a team that featured 2018 Generals players Galli Cribbs, Jared Miller, Tyler Mark, Justin Donatella, Kirby Bellow, Raymel Flores, and Jose Queliz. The Generals are the only Arizona Diamondbacks affiliate to win a league championship in 2018.



## PLAYOFF LEADERS

Name	Team	AVG	G	AB	R	H	HR	RBI	Pitcher	Team	W-L	ERA	IP	H	BB	SO
Dom Miroglio	JXN	.484	9	31	9	15	0	7	Vladimir Gutierrez	PNS	1-0	1.23	7.1	5	0	3
David Rodriguez	MTG	.467	4	15	3	7	3	6	Brock Burke	MTG	1-0	1.42	6.1	4	3	8
Jay Gonzalez	JXN	.379	9	29	6	11	0	1	Tony Santillan	PNS	0-0	1.42	6.1	2	1	8
Weston Wilson	BLX	.370	8	27	3	10	0	3	Justin Donatella	JXN	2-0	1.50	12.0	9	3	11
Jesus Sanchez	MTG	.368	5	19	3	7	1	3	JD Martin	MTG	0-0	1.80	5.0	9	1	4
Troy Stokes Jr.	BLX	.367	8	30	10	11	1	3	Seth Varner	PNS	0-0	1.80	5.0	7	1	6
Gavin LaValley	PNS	.364	4	11	3	4	1	1	Sam McWilliams	MTG	0-1	2.70	6.2	3	3	7
Domingo Leyba	JXN	.350	9	40	3	14	2	11	Trey Supak	BLX	0-0	3.24	8.1	6	6	9
Mike Brosseau	MTG	.333	5	18	5	6	2	5	Conor Harber	BLX	0-0	5.14	7.0	7	6	5
Keston Hiura	BLX	.314	8	35	3	11	1	10	Benton Moss	MTG	1-0	6.43	7.0	10	2	5

## HOME RUNS

David Rodriguez, MTG.....	3
Mike Brosseau, MTG.....	2
Domingo Leyba, JXN.....	2
Kevin Medrano, JXN.....	2
12 others tied at 1	

## RUNS BATTED IN

Domingo Leyba, JXN.....	11
Keston Hiura, BLX.....	10
Kevin Medrano, JXN.....	7
Dominic Miroglio, JXN.....	7
Two others tied at 6	

## HITS

Dominic Miroglio, JXN.....	15
Domingo Leyba, JXN.....	14
Jay Gonzalez, JXN.....	11
Keston Hiura, BLX.....	11
Troy Stokes Jr., BLX.....	11

## RUNS SCORED

Troy Stokes Jr., BLX.....	10
Dominic Miroglio, JXN.....	9
Four others tied at 6	

## ON-BASE %

Dominic Miroglio, JXN.....	.529
Gavin LaValley, PNS.....	.500
Troy Stokes Jr., BLX.....	.486
Weston Wilson, BLX.....	.452
David Rodriguez, MTG.....	.438

## SLUGGING %

David Rodriguez, MTG.....	1.200
Mike Brosseau, MTG.....	.722
Jesus Sanchez, MTG.....	.684
Dominic Miroglio, JXN.....	.645
Gavin LaValley, PNS.....	.636

## WINS


Justin Donatella, JXN.....	2
11 others tied at 1	

## INNINGS PITCHED

Justin Donatella, JXN.....	12.0
Taylor Widener, JXN.....	9.1
Thomas Jankins, BLX.....	9.0
Three others tied at 8.1	

## STRIKEOUTS

Justin Donatella, JXN.....	11
Marcos Diplan, BLX.....	10
Jared Miller, JXN.....	10
Taylor Widener, JXN.....	10
Three others tied at 9	



# THE STORYTELLER OF CHAMPIONS™

Jostens has been trusted to capture the championship stories of more MLB, NFL, MLS, NBA, NHL and NASCAR® champions than any other company.

Jostens is the best in the business at crafting your season into something that reminds you of a moment, for a lifetime.

Contact Greg Albert to start setting your season's story in stone.

[GREG.ALBERT@JOSTENS.COM](mailto:GREG.ALBERT@JOSTENS.COM) | 814.574.4960

©2019 Jostens, Inc.



## SOUTHERN LEAGUE 2019 2018 SOUTHERN LEAGUE LEADERS

51

### TEAM BATTING

Team	AVG	G	R	H	TB	2B	3B	HR	RBI	BB	IBB	SO	SB	CS	OBP	SLG	SAC	SF	HBP	GIDP
Jackson	.262	139	627	1233	1798	240	38	83	560	464	19	1123	122	54	.336	.382	32	33	79	88
Montgomery	.257	140	699	1217	1864	239	45	106	655	502	11	1034	159	56	.333	.394	17	54	65	85
Mobile	.256	136	643	1126	1718	217	36	101	588	527	13	1102	127	59	.340	.390	7	31	52	111
Chattanooga	.255	137	601	1157	1759	217	32	107	560	440	13	1064	64	30	.326	.387	11	40	61	106
Biloxi	.241	140	581	1083	1790	216	28	145	535	490	20	1164	129	33	.322	.399	28	43	65	108
Mississippi	.240	138	541	1054	1551	209	33	74	488	390	22	1185	73	31	.308	.353	32	24	51	94
Pensacola	.239	137	572	1071	1666	203	37	106	516	438	15	1248	102	45	.313	.372	28	33	58	102
Birmingham	.239	138	572	1068	1684	209	25	119	543	482	5	1346	82	43	.319	.377	30	52	71	84
Jacksonville	.235	137	524	1040	1597	199	23	104	471	445	12	1308	125	45	.312	.361	52	28	66	87
Tennessee	.230	138	562	1025	1624	224	21	111	514	516	22	1187	108	39	.315	.364	35	34	52	102

### TEAM PITCHING

Team	W-L	ERA	G	CG	SHO	SV	IP	H	R	ER	HR	HB	BB	IBB	SO	WP	BK	WHIP	AVG	GIDP
Biloxi	81-59	3.47	140	1	12	48	1214.0	1066	549	468	101	75	482	23	1194	93	5	1.28	.236	108
Mississippi	67-71	3.62	138	5	14	37	1168.2	1072	565	470	75	61	537	14	1205	119	5	1.38	.243	78
Montgomery	79-61	3.75	140	2	13	37	1241.2	1070	570	518	118	57	542	16	1211	94	6	1.30	.233	87
Jackson	75-64	3.76	139	2	12	32	1219.1	1029	571	509	100	62	492	17	1300	79	9	1.25	.229	83
Chattanooga	65-72	3.85	137	2	5	32	1184.0	1168	600	507	96	51	419	2	1272	101	11	1.34	.258	103
Tennessee	67-71	3.88	138	3	10	29	1209.1	1138	583	521	117	79	406	17	1083	82	6	1.28	.248	97
Birmingham	66-72	3.92	138	3	10	41	1203.1	1186	614	524	85	42	456	2	1136	98	7	1.36	.257	92
Pensacola	69-68	3.94	137	1	9	40	1193.2	1106	615	522	141	74	409	26	1140	93	6	1.27	.244	117
Jacksonville	55-82	4.18	137	5	4	26	1173.2	1149	623	545	138	67	430	29	1111	61	8	1.35	.257	98
Mobile	66-70	4.42	136	0	12	29	1155.1	1090	632	567	85	52	521	6	1109	112	5	1.39	.249	104

### OVERALL FIELDING

Team	PCT	G	GS	TC	PO	A	E	DP	TP	PB	CWP	SB	CS
Montgomery	.985	140	1260	4956	3725	1155	76	110	0	26	94	115	45
Jackson	.980	139	1251	4922	3658	1165	99	103	0	18	79	129	42
Tennessee	.980	138	1242	5067	3628	1337	102	117	0	8	82	96	36
Chattanooga	.977	137	1233	4863	3552	1201	110	122	1	12	101	87	46
Jacksonville	.977	137	1233	4791	3521	1158	112	119	0	15	61	114	46
Mississippi	.976	138	1242	4842	3506	1219	117	95	0	14	119	88	53
Mobile	.976	136	1224	4780	3466	1197	117	127	1	14	112	105	30
Biloxi	.974	140	1260	5103	3642	1329	132	130	0	15	93	87	45
Birmingham	.974	138	1242	5094	3610	1352	132	113	0	23	98	144	66
Pensacola	.974	137	1233	4929	3581	1219	129	134	0	8	93	126	26



For the second straight season, the Southern League saw a new record in overall team defense. The 2018 Montgomery Biscuits put together a .985 fielding percentage across 140 games to lead the league, matching the 2017 Pensacola Blue Wahoos on their way into the record books.



## INDIVIDUAL BATTING TOP 10

Minimum 2.7 Plate Appearances/League Games

Name	Team	AVG	G	AB	R	H	2B	3B	HR	RBI	BB	SO	SB	OBP	SLG	OPS
Kevin Medrano	JXN	.331	96	369	54	122	30	5	4	48	28	71	9	.378	.472	.849
Zander Wiel	CHA	.311	101	386	53	120	27	2	7	58	40	82	8	.382	.446	.827
Jamie Westbrook	JXN	.287	107	408	65	117	20	5	15	68	24	71	4	.336	.471	.806
Nick Solak	MTG	.282	126	478	91	135	17	3	19	76	68	112	21	.384	.450	.834
Luis Valenzuela	MIS	.282	114	369	42	104	22	2	2	42	13	66	5	.306	.369	.675
Rudy Flores	JXN	.281	126	438	60	123	25	3	17	75	57	124	2	.381	.468	.849
Nathan Lukes	MTG	.278	115	435	62	121	29	3	6	51	31	93	9	.331	.400	.731
Brett Sullivan	MTG	.266	111	421	47	112	19	4	7	65	34	55	17	.322	.380	.702
Brennon Lund	MOB	.264	100	401	63	106	20	6	8	59	43	102	21	.343	.404	.747
Mike Brosseau	MTG	.262	104	370	53	97	24	3	13	61	29	74	11	.327	.449	.776

## GAMES

Monte Harrison, JAX.....	136
Corey Ray, BLX.....	135
Danny Mendick, BIR.....	132
Brent Rooker, CHA.....	130
Troy Stokes Jr., BLX.....	129

## HITS

Nick Solak, MTG.....	135
Brent Rooker, CHA.....	128
Corey Ray, BLX.....	127
Monte Harrison, JAX.....	125
Rudy Flores, JXN.....	123

## TRIPLES

Thomas Milone, MTG.....	11
Jose Siri, PNS.....	9
Galli Cribbs, JXN.....	8
Corey Ray, BLX.....	7
Five others tied at 6	

## STOLEN BASES

Corey Ray, BLX.....	37
Ben DeLuzio, JXN.....	34
Monte Harrison, JAX.....	28
Trent Giambrone, TNS.....	26
Dalton Kelly, MTG.....	22

## ON-BASE %

Nick Solak, MTG.....	.384
Zack Collins, BIR.....	.382
Zander Wiel, CHA.....	.382
Rudy Flores, JXN.....	.381
Kevin Medrano, JXN.....	.378

## AT-BATS

Corey Ray, BLX.....	532
Monte Harrison, JAX.....	521
Brent Rooker, CHA.....	503
Nick Solak, MTG.....	478
Troy Stokes Jr., BLX.....	467

## TOTAL BASES

Corey Ray, BLX.....	254
Brent Rooker, CHA.....	234
Nick Solak, MTG.....	215
Monte Harrison, JAX.....	208
Rudy Flores, JXN.....	205

## HOME RUNS

Corey Ray, BLX.....	27
Brent Rooker, CHA.....	22
Aristides Aquino, PNS.....	20

Four others tied at 19

## BASE ON BALLS

Zack Collins, BIR.....	101
Zack Short, TNS.....	82
Nick Solak, MTG.....	68
Dalton Kelly, MTG.....	65
Troy Stokes Jr., BLX.....	65

## SLUGGING %

Corey Ray, BLX.....	.477
Kevin Medrano, JXN.....	.472
Jamie Westbrook, JXN.....	.471
Rudy Flores, JXN.....	.468
Jake Gatewood, BLX.....	.466

## RUNS

Nick Solak, MTG.....	91
Corey Ray, BLX.....	86
Monte Harrison, JAX.....	85
Jake Cronenworth, MTG.....	75
Shed Long, PNS.....	75

## DOUBLES

Corey Ray, BLX.....	32
Brent Rooker, CHA.....	32
Kevin Medrano, JXN.....	30
Nathan Lukes, MTG.....	29
Zack Short, TNS.....	28

## RUNS BATTED IN

Brent Rooker, CHA.....	79
Nick Solak, MTG.....	76
Rudy Flores, JXN.....	75
Corey Ray, BLX.....	74
Two others tied at 68	

## EXTRA-BASE HITS

Corey Ray, BLX.....	66
Brent Rooker, CHA.....	58
Troy Stokes Jr., BLX.....	48
Zack Short, TNS.....	47
Rudy Flores, JXN.....	45

## STRIKEOUTS

Monte Harrison, JAX.....	215
Corey Ray, BLX.....	176
Zack Collins, BIR.....	158
Brent Rooker, CHA.....	150
Troy Stokes Jr., BLX.....	147

## ADDITIONAL BATTING DEPARTMENTAL LEADERS

Sacrifice Hits.....	Alejandro Salazar, MIS, 8
Sacrifice Flies.....	Trey Michalczewski, BIR, 12
Hit By Pitch.....	Galli Cribbs, JXN, 20
Intentional Base on Balls.....	Rudy Flores, JXN, 6
Caught Stealing.....	Danny Mendick, BIR, 10
Grounded Into Double Play.....	Yasiel Balaguert, TNS, 25
Lowest TPA/SO Ratio.....	Brett Sullivan, MTG, 8.47
Best HR/AB Ratio.....	Jake Gatewood, BLX, 1/18.53



## INDIVIDUAL PITCHING TOP 10

Minimum 112 Innings Pitched

PITCHER	TEAM	W	L	ERA	G	GS	CG	SHO	IP	H	R	ER	BB	SO
Zack Brown	BLX	9	1	2.44	22	21	1	1	125.2	95	44	34	36	116
Taylor Widener	JXN	5	8	2.75	26	25	1	0	137.1	99	42	42	43	176
Nick Neidert	JAX	12	7	3.24	26	26	0	0	152.2	142	63	55	31	154
Duncan Robinson	TNS	7	4	3.31	24	24	0	0	130.2	142	61	48	22	111
Seth Varner	PNS	9	3	3.39	25	17	0	0	119.1	104	56	45	31	99
Omar Bencomo	CHA	8	6	3.45	26	17	0	0	120.0	128	56	46	17	102
Justin Donatella	JXN	7	8	3.46	27	24	0	0	130.0	112	53	50	47	103
Kodi Medeiros	BLX/BIR	7	7	3.60	27	22	0	0	137.2	121	66	55	67	141
Michael Rucker	TNS	9	6	3.73	26	26	0	0	132.2	111	62	55	38	118
Thomas Hatch	TNS	8	6	3.82	26	26	2	1	143.2	127	62	61	61	117

## WINS

Nick Neidert, JAX.....	12
Thomas Jankins, BLX.....	10
Alex Klonowski, MOB.....	10
Jon Olczak, BLX.....	10
Six others tied at 9	

## GAMES FINISHED

Nate Griep, BLX.....	46
Yoan Lopez, JXN.....	35
Alex Powers, PNS.....	29
Yoel Espinal, MTG.....	27
Jake Stinnett, TNS.....	25

## LOSSES

Cody Poteet, JAX.....	12
Wyatt Strahan, PNS.....	12
Ryan Atkinson, JXN.....	11
Max Duval, JAX.....	11
Four others tied at 10	

## SHUTOUTS

Robert Dugger, JAX.....	2
Five others tied at 1	

## WHIP

Taylor Widener, JXN.....	1.03
Zack Brown, BLX.....	1.04
Michael Rucker, TNS.....	1.12
Seth Varner, PNS.....	1.13
Nick Neidert, JAX.....	1.13

## SAVES

Nate Griep, BLX.....	34
Alex Powers, PNS.....	18
Jose Ruiz, BIR.....	14
Ian Hamilton, BIR.....	12
Yoan Lopez, JXN.....	12

## GAMES STARTED

Daniel Wright, PNS.....	28
Vladimir Gutierrez.....	27
Thomas Hatch, TNS.....	26
Nick Neidert, JAX.....	26
Michael Rucker, TNS.....	26

## WALKS

Kodi Medeiros, BLX/BIR.....	67
Thomas Hatch, TNS.....	61
J.D. Martin, MTG.....	60
Ryan Atkinson, JXN.....	58
Genesis Cabrera, MTG.....	57

## INNINGS PITCHED

Nick Neidert, JAX.....	152.2
Daniel Wright, PNS.....	151.1
Vladimir Gutierrez, PNS.....	147.0
Thomas Hatch, TNS.....	143.2
Kodi Medeiros, BLX/BIR.....	137.2

## AVERAGE

Taylor Widener, JXN.....	197
Zack Brown, BLX.....	207
Genesis Cabrera, MTG.....	218
Michael Rucker, TNS.....	223
Justin Donatella, JXN.....	231

## GAMES

Nate Griep, BLX.....	54
Kirby Bellow, JXN.....	47
Yoan Lopez, JXN.....	45
Scott Effross.....	44
Travis Ott, MTG.....	43

## COMPLETE GAMES

Robert Dugger, JAX.....	3
Enderson Franco, MIS.....	2
Thomas Hatch, TNS.....	2
Sean Poppen, CHA.....	2
15 others tied at 1	

## HR ALLOWED

Daniel Wright, PNS.....	25
Max Duval, JAX.....	23
Seth Varner, PNS.....	19
Vladimir Gutierrez, PNS.....	18
Two others tied at 17	

## STRIKEOUTS

Taylor Widener, JXN.....	176
Nick Neidert, JAX.....	154
Vladimir Gutierrez, PNS.....	145
Kodi Medeiros, BLX/BIR.....	141
Lewis Thorpe, CHA.....	131

## HOLDS

Jordan Harrison, MTG.....	10
Scott Effross, TNS.....	9
Kirby Bellow, JXN.....	8
Robinson Leyer, PNS.....	8
Jon Olczak, BLX.....	8

## ADDITIONAL PITCHING DEPARTMENTAL LEADERS

Winning Percentage.....	Zack Brown, BLX, .900 (9-1)
Hits Allowed.....	Matt Tomshaw, BIR, 154
At-Bats Against.....	Daniel Wright, PNS, 586
Total Batters Faced.....	Daniel Wright, PNS, 635
Runs Allowed.....	Wyatt Strahan, PNS, 95
Earned Runs Allowed.....	Wyatt Strahan, PNS, 85
Sacrifice Hits Allowed.....	Kyle Wright, MIS and Seth Varner, PNS, 6 each
Sacrifice Flies Allowed.....	J.D. Martin, MTG, 8
Hit Batters.....	Vladimir Gutierrez, PNS, 16
Wild Pitches.....	Matt Krook, MTG, 20
Balks.....	Vladimir Gutierrez, PNS and Wei-Chieh Huang, JXN, 3 each





## FIELDING LEADERS BY POSITION

POSITION	NAME, TEAM	PCT	G	PO	A	E	TC	DP
First Base	Gavin LaValley, PNS	.992	104	707	50	6	763	79
Second Base	Shed Long, PNS	.971	123	212	283	15	510	90
Third Base	Lucas Erceg, BLX	.924	117	77	204	23	304	27
Shortstop	Danny Mendick, BIR	.970	131	171	348	16	535	65
Outfield	Nathan Lukes, MTG	1.000	107	258	8	0	266	4
Catcher	Brett Sullivan, MTG	.996	76	640	34	3	677	3
Pitcher	Michael Rucker, TNS	1.000	26	10	15	0	25	0

## ADDITIONAL FIELDING LEADERS

## FIRST BASE

Games.....	Yasiel Balaguert, Tennessee, 112
Total Chances .....	Yasiel Balaguert, Tennessee, 985
Putouts.....	Yasiel Balaguert, Tennessee, 898
Assists .....	Yasiel Balaguert, Tennessee, 77
Errors.....	Yasiel Balaguert, Tennessee, 10
Double Plays .....	Yasiel Balaguert, Tennessee, 90

## SECOND BASE

Games.....	Shed Long, Pensacola, 123
Total Chances .....	Shed Long, Pensacola, 510
Putouts.....	Shed Long, Pensacola, 212
Assists .....	Shed Long, Pensacola, 283
Errors.....	Shed Long, Pensacola, 15
Double Plays .....	Shed Long, Pensacola, 90

## THIRD BASE

Games.....	Brian Schales, Jacksonville, 127
Total Chances .....	Lucas Erceg, Biloxi, 304
Putouts.....	Brian Schales, Jacksonville, 97
Assists .....	Lucas Erceg, Biloxi, 204
Errors.....	Lucas Erceg, Biloxi, 23
Double Plays .....	Brian Schales, Jacksonville, 29

## SHORTSTOP

Games.....	Danny Mendick, Birmingham, 131
Total Chances .....	Danny Mendick, Birmingham, 535
Putouts.....	Danny Mendick, Birmingham, 171
Assists .....	Danny Mendick, Birmingham, 348
Errors.....	Luis Gonzalez, Pensacola, 30
Double Plays .....	Zack Short, Tennessee, 72

## OUTFIELD

Games.....	Corey Ray, Biloxi, 135
Total Chances .....	Corey Ray, Biloxi, 330
Putouts.....	Corey Ray, Biloxi, 314
Assists .....	Aristides Aquino, Pensacola, 12
	John Norwood, Jacksonville, 12
Errors.....	Jameson Fisher, Birmingham, 9
Double Plays .....	John Norwood, Jacksonville, 6

## PITCHER

Games.....	Nate Griep, Biloxi, 51
Total Chances .....	Thomas Jankins, Biloxi, 35
Putouts.....	Duncan Robinson, Tennessee, 16
Assists .....	Daniel Wright, Pensacola, 23
	Kyle Wright, Mississippi, 23
	Omar Bencomo, Chattanooga, 23
	Thomas Jankins, Biloxi, 23
Errors.....	Jordan Guerrero, Birmingham, 5
	Kohl Stewart, Chattanooga, 5
	Kolton Mahoney, Jacksonville, 5
Double Plays .....	Thomas Hatch, Tennessee, 4

## CATCHER

Games.....	Brian Navarreto, Chattanooga, 96
Total Chances .....	Brian Navarreto, Chattanooga, 983
Putouts.....	Brian Navarreto, Chattanooga, 885
Assists .....	Brian Navarreto, Chattanooga, 88
Errors.....	Brian Navarreto, Chattanooga, 10
Double Plays .....	Rodrigo Vigil, Jacksonville, 9
Passed Balls.....	Brett Sullivan, Montgomery, 15
Caught Stealing %*.....	Brian Navarreto, Chattanooga, .392
Runners Thrown Out.....	Zack Collins, Birmingham, 38
Stolen Bases Allowed.....	Zack Collins, Birmingham, 93
Stolen Base Attempts .....	Zack Collins, Birmingham, 131

\*Minimum Fielding: # of games played by a catcher must equal or be greater than 0.5x league games)



## NORTH DIVISION ALL-STARS

C	Zack Collins	Birmingham
C	Seby Zavala	Birmingham
1B	Rudy Flores	Jackson
2B	Kevin Medrano	Jackson
3B	Jason Vosler	Tennessee
SS	Danny Mendick	Birmingham
OF	Ryan Boldt	Montgomery
OF	Galli Cribbs	Jackson
OF	Eloy Jimenez	Birmingham
OF	Nathan Lukes	Montgomery
OF	Jamie Westbrook	Jackson
DH	Brett Sullivan	Montgomery
INF	Nick Solak	Montgomery
P	Omar Bencomo	Chattanooga
P	Craig Brooks	Tennessee
P	Genesis Cabrera	Montgomery
P	Justin Donatella	Jackson
P	Dane Dunning	Birmingham
P	Ian Hamilton	Birmingham
P	Ryne Harper	Chattanooga
P	Thomas Hatch	Tennessee
P	Williams Ramirez	Chattanooga
P	Jose Ruiz	Birmingham
P	Todd Van Steensel	Chattanooga
P	Taylor Widener	Jackson

## SOUTH DIVISION ALL-STARS

C	Michael Barash	Mobile
C	Rodrigo Vigil	Jacksonville
1B	Tyler Marlette	Mississippi
2B	Shed Long	Pensacola
3B	Eric Jagielo	Jacksonville
SS	Jake Hager	Biloxi
OF	Aristides Aquino	Pensacola
OF	Zach Gibbons	Mobile
OF	Monte Harrison	Jacksonville
OF	Corey Ray	Biloxi
OF	Troy Stokes Jr.	Biloxi
DH	Tyler Neslony	Mississippi
INF	Daniel Lockhart	Mississippi
P	Zack Brown	Biloxi
P	Matt Custred	Mobile
P	Nate Griep	Biloxi
P	Thomas Jankins	Biloxi
P	Jeff Kinley	Jacksonville
P	Robinson Leyer	Pensacola
P	Keury Mella	Pensacola
P	Nick Neidert	Jacksonville
P	Jon Olczak	Biloxi
P	Alex Powers	Pensacola
P	Quintin Torres-Costa	Biloxi
P	Touki Toussaint	Mississippi

Selected to the All-Star Game, but unable to participate: North Division - P Randy LeBlanc, OF LaMonte Wade, OF Zander Wiel (CHA), P Mason McCullough, INF Juniel Querecuto (JXN), P Zach Lee, INF Brandon Lowe (MTG), OF Jeffrey Baez, P Trevor Clifton, P Dakota Mekkes (TNS). South Division - INF Jake Gatewood, P Nick Ramirez (BLX), P Pablo Lopez, P Jose Quijada (JAX), INF Luis Valenzuela, P Jacob Webb (MIS), C Michael Barash, P Griffin Canning, P Greg Mahle, INF Taylor Ward (MOB).

Top: North Division Team Photo | Bottom: South Division Team Photo





## 2018 Southern League All-Star Game - June 19, 2018 - Birmingham, AL

### MVP: OF Zach Gibbons (Mobile)

SOU South Division All-Stars (1-0) 9, SOU North Division All-Stars (0-1) 5  
June 19, 2018

	1	2	3	4	5	6	7	8	9	R	H	E
SOU South All-Stars	0	0	0	0	0	0	0	2	3	4	9	10
SOU North All-Stars	2	0	0	0	0	0	0	3	0	5	10	1

SOU South All-Stars	AB	R	H	RBI	BB	SO	LOB	AVG	SOU North All-Stars	AB	R	H	RBI	BB	SO	LOB	AVG
Ray, CF	5	2	2	0	0	2	1	.400	Solak, 2B	5	1	0	0	0	2	4	.000
Stokes Jr., LF	2	0	0	0	0	1	0	.000	Medrano, 3B	2	1	0	0	1	0	1	.000
Gibbons, LF	3	3	3	4	0	0	0	1.000	Vosler, 3B	2	0	0	0	0	0	2	.000
Long, 2B	4	1	2	2	1	1	0	.500	Jimenez, LF	3	0	1	0	0	1	1	.333
Hager, SS	5	0	1	1	0	1	1	.200	Westbrook, LF	1	1	0	0	1	0	0	.000
Jagiello, 3B	2	0	0	0	0	1	0	.000	Flores, Ru, 1B	4	0	2	1	0	1	1	.500
Lockhart, 3B	2	0	0	0	0	1	2	.000	Zavala, C	2	0	1	0	0	0	2	.500
Marlette, 1B	4	1	1	1	0	1	0	.250	Sullivan, C	2	0	0	0	0	0	2	.000
Neslony, DH	3	0	0	0	1	0	0	.000	Collins, DH	3	1	1	1	1	1	1	.333
Harrison, RF	2	0	0	0	0	0	1	.000	Lukes, CF	2	0	0	0	0	0	3	.000
Aquino, A, RF	2	0	0	0	0	0	0	.000	Cribbs, CF	1	1	1	0	1	0	0	1.000
Vigil, C	3	2	1	0	1	1	1	.333	Boldt, RF	4	0	2	2	0	0	1	.500
Mella, K, P	0	0	0	0	0	0	0	.000	Mendick, SS	4	0	2	0	0	1	3	.500
Neidert, P	0	0	0	0	0	0	0	.000	Widener, P	0	0	0	0	0	0	0	.000
Toussaint, P	0	0	0	0	0	0	0	.000	Dunning, P	0	0	0	0	0	0	0	.000
Jankins, P	0	0	0	0	0	0	0	.000	Cabrera, G, P	0	0	0	0	0	0	0	.000
Brown, Z, P	0	0	0	0	0	0	0	.000	Bencomo, P	0	0	0	0	0	0	0	.000
Leyer, R, P	0	0	0	0	0	0	0	.000	Hatch, P	0	0	0	0	0	0	0	.000
Powers, P	0	0	0	0	0	0	0	.000	Harper, P	0	0	0	0	0	0	0	.000
Custred, P	0	0	0	0	0	0	0	.000	Ramirez, W, P	0	0	0	0	0	0	0	.000
Olczak, P	0	0	0	0	0	0	0	.000	Donatella, P	0	0	0	0	0	0	0	.000
Kinley, J, P	0	0	0	0	0	0	0	.000	Hamilton, P	0	0	0	0	0	0	0	.000
Torres-Costa, Q, P	0	0	0	0	0	0	0	.000	Brooks, P	0	0	0	0	0	0	0	.000
Griep, P	0	0	0	0	0	0	0	.000	Van Steensel, P	0	0	0	0	0	0	0	.000
<b>Totals</b>	<b>37</b>	<b>9</b>	<b>10</b>	<b>8</b>	<b>3</b>	<b>9</b>	<b>6</b>	<b>.270</b>	<b>Totals</b>	<b>35</b>	<b>5</b>	<b>10</b>	<b>4</b>	<b>4</b>	<b>6</b>	<b>21</b>	<b>.286</b>

#### BATTING

**2B:** Ray (1, Brooks); Long (1, Ruiz, J).  
**HR:** Long (1, 7th inning off Ramirez, W, 1 on, 0 out); Marlette (1, 9th inning off Van Steensel, 0 on, 0 out).  
**TB:** Hager; Ray 3; Gibbons 3; Vigil; Long 6; Marlette 4.  
**RBI:** Long 2 (2); Gibbons 4 (4); Hager (1); Marlette (1).  
**2-out RBI:** Gibbons 4; Hager.  
**Runners left in scoring position, 2 out:** Lockhart; Hager.  
**Team RISP:** 3-for-5.  
**Team LOB:** 4.

#### FIELDING

**E:** Jagiello (1, throw).  
**DP:** 2 (Hager-Long-Marlette; Long-Hager-Marlette).

SOU South All-Stars	IP	H	R	ER	BB	SO	HR	ERA	SOU North All-Stars	IP	H	R	ER	BB	SO	HR	ERA
Mella, K	1.0	2	2	0	2	0	0	0.00	Widener	1.0	0	0	0	0	2	0	0.00
Neidert	1.0	1	0	0	0	1	0	0.00	Dunning (H, 1)	1.0	0	0	0	0	2	0	0.00
Toussaint	1.0	0	0	0	0	2	0	0.00	Cabrera, G (H, 1)	1.0	0	0	0	1	2	0	0.00
Jankins	1.0	1	0	0	0	0	0	0.00	Bencomo (H, 1)	1.0	0	0	0	0	1	0	0.00
Brown, Z	0.0	1	0	0	0	0	0	-	Hatch (H, 1)	1.0	0	0	0	0	1	0	0.00
Leyer, R	1.0	0	0	0	0	1	0	0.00	Harper (H, 1)	1.0	0	0	0	0	0	0	0.00
Powers	0.2	1	0	0	0	0	0	0.00	Ramirez, W (BS, 1)	0.2	2	2	2	0	1	1	27.00
Custred	0.1	0	0	0	0	1	0	0.00	Donatella	0.1	0	0	0	0	0	0	0.00
Olczak	0.2	2	0	0	0	0	0	0.00	Hamilton	0.2	0	0	0	0	0	0	0.00
Kinley, J	0.1	0	0	0	0	0	0	0.00	Brooks	0.1	4	3	3	1	0	0	81.00
Torres-Costa, Q (BS, 1)(W, 1-0)	1.0	2	3	3	2	1	0	27.00	Van Steensel (L, 0-1)	0.2	1	1	0	0	1	0	13.50
Griep	1.0	0	0	0	0	0	0	0.00	Ruiz, J	0.1	3	3	2	1	0	0	54.00
Totals	9.0	10	5	3	4	6	0	3.00	Totals	9.0	10	9	8	3	9	2	8.00

Brown, Z pitched to 1 batter in the 5th.

**Game Scores:** Mella, K 32; Widener 48.

**WP:** Leyer, R; Torres-Costa, Q.

**Pitches-strikes:** Mella, K 27-15; Neidert 14-7; Toussaint 10-7; Jankins 9-6; Brown, Z 2-1; Leyer, R 9-6; Powers 8-5; Custred 6-3; Olczak 14-9; Kinley, J 2-2; Torres-Costa, Q 30-17; Griep 8-6; Widener 11-8; Dunning 12-9; Cabrera, G 18-9; Bencomo 16-10; Hatch 10-7; Harper 10-6; Ramirez, W 15-10; Donatella 2-2; Hamilton 6-4; Brooks 15-9; Van Steensel 14-9; Ruiz, J 18-12.

**Groundouts-flyouts:** Mella, K 2-1; Neidert 1-0; Toussaint 1-0; Jankins 0-2; Brown, Z 0-0; Leyer, R 1-1; Powers 1-0; Custred 0-0; Olczak 1-1; Kinley, J 0-0; Torres-Costa, Q 2-0; Griep 2-0; Widener 0-0; Dunning 1-0; Cabrera, G 0-0; Bencomo 0-1; Hatch 2-0; Harper 1-1; Ramirez, W 1-0; Donatella 1-0; Hamilton 1-1; Brooks 0-0; Van Steensel 1-1; Ruiz, J 0-1.

**Batters faced:** Mella, K 7; Neidert 3; Toussaint 3; Jankins 4; Brown, Z 1; Leyer, R 3; Powers 2; Custred 1; Olczak 4; Kinley, J 1; Torres-Costa, Q 7; Griep 3; Widener 3; Dunning 3; Cabrera, G 4; Bencomo 3; Hatch 3; Harper 3; Ramirez, W 4; Donatella 1; Hamilton 2; Brooks 6; Van Steensel 3; Ruiz, J 5.

**Inherited runners-scored:** Leyer, R 1-0; Kinley, J 2-0.

**Umpires:** HP: Alex Mackay. 1B: Matt Winter. 2B: Chase Eade. 3B: Jonathan Parra.

**Weather:** 89 degrees, clear.

**Wind:** 10 mph, Out to CF.

**First pitch:** 7:05 PM.

**T:** 2:48.

**Att:** 8,500.

**Venue:** Regions Field.

**June 19, 2018**

Compiled by MLB Advanced Media



## 2018 SOUTHERN LEAGUE ALL-STAR GAME REVIEW

Story by Mitchell Northam/MiLB.com

BIRMINGHAM, Alabama -- Tyler Marlette kept a sellout crowd of 8,500 fans from experiencing a draw in the Southern League All-Star Game on Tuesday night. But it was Zach Gibbons who stood above the flock of talent and left with BUSH'S® All-Star MVP honors.

The Mississippi first baseman took the first pitch he saw from Chattanooga's Todd Van Steensel in the top of the ninth inning of a tie game and drove it 356 feet over the right-field wall. And the Mobile outfielder capped his four-RBI game with a two-run single soon after en route to a 9-5 victory for the South Division.

"It was great. When I hit it, I didn't think it was going to stay fair, then it hit the foul pole and then I kind of blacked out," Marlette said with a laugh. "That last at-bat, I was just trying to hit it as deep as possible."

It marked the 25-year-old's lone hit of the game, but he's been solid for the Braves with a .285 average, six home runs and 22 RBIs in 62 games. Coming into this game, he had hit safely in seven of his last nine games.

"I got four at-bats. Those first three I kind of struggled a little bit," Marlette said. "But I just kept telling myself to look for a fastball and put a good swing on it."

Gibbons entered the contest as a defensive substitution in the sixth inning and didn't let up until the contest ended, going 3-for-3 and scoring three times. In fact, he was the first player for the South to pick up a hit, grounding a single to right field in the seventh. Fifth-ranked Reds prospect Shed Long promptly followed with a homer to right to tie the score, 2-2.

"Right when I came into the game, the guys were like, 'You need to get a hit,'" Gibbons said. "It was cool to break that up."

The 17th-round pick out of the University of Arizona lined a two-run single to right in the eighth before coming through in the clutch again with his drive to center in the ninth. The Angels prospect amassed a .280 average with 24 RBIs this season.

The North squad was led at the plate by Ryan Boldt, who went 2-for-4 with two RBIs. The Biscuits right fielder has 31 RBIs this season with a slash line of .278/.356/.449.

Starter Taylor Widener (Jackson) and Dane Dunning (Birmingham) tallied two strikeouts in a perfect inning apiece for the North. Genesis Cabrera (Montgomery), Omar Bencomo (Chattanooga), Thomas Hatch (Tennessee) and Ryne Harper (Chattanooga) each followed with a hitless frame.

Actor Dennis Quaid, star of the 2002 film The Rookie threw out the first pitch at the 44th sellout in the history of Birmingham's Regions Field. Many were rooting for Long, who had a homecoming of sorts. The Pensacola second baseman was born in Birmingham and attended Jacksonville High School about an hour east of the city.

"It's a blessing to be able to play at this level in front of all my family, right at home," said Long, who also doubled in a run and walked. "It's definitely one of the most, if not the most, special moments in my career."





## Zack Collins Wins Home Run Derby

Birmingham catcher takes crown on home field

BIRMINGHAM, Ala. — With a powerful swing and the home crowd behind him, Birmingham Barons catcher Zack Collins won the 2018 Southern League Home Run Derby, presented by Adamson Ford, on Tuesday night at Regions Field.

"I felt good out there during the first round. I took my time and got the jitters out," Collins said. "Once I was in the championship round I was feeling good and got in a groove and it was great to win it."

The derby began quietly, with Jackson Generals outfielder Jamie Westbrook and Pensacola Blue Wahoos outfielder Aristides Aquino each hit one home run in the opening round. Jackson's Rudy Flores took the early lead with a pair of long balls, only to be matched by Mississippi Braves first baseman Tyler Marlette one batter later. After Jackson's Galli Cribbs finished with one home run, the stage was set for the hometown catcher.

Hitting last in the opening round, Collins launched three home runs over the right field wall to secure a spot in the final round.

Tied at two homers each, Marlette and Flores competed in a five-swing tiebreaker to see who would advance to the finals. Marlette went deep with two of his five swings, and that proved to be enough as Flores hit one over the fence and nearly connected on his last swing, but it wasn't enough as the M-Braves slugger advanced to the final.

The final didn't start smoothly for Marlette, as he only homered once over his first 10 swings. Down to his last out, the Mississippi team leader in home runs knocked three straight over the left field fence, finishing with four to set the bar for Collins.

"It didn't matter if he hit 10 or one, I still had to go up there and perform," Collins said.

Birmingham's star did just that, needing just two outs to hit five long homers to right, including a few off the roof of the batting cage beyond the bleachers, to clinch the victory. It's one the White Sox No. 9 prospect according to MLB.com plans to savor.

"It really felt good to win it. I've been in a bunch of home run derbies in my lifetime, but this is the first one I've been able to win," Collins said. "Being the first All-Star Game at Regions Field and having the home fans in Birmingham here makes it even more awesome."



2018 Southern League HR Derby Participants (L-R): Tyler Marlette (MIS), Aristides Aquino (PNS), Jamie Westbrook (JXN), Zack Collins (BIR), Rudy Flores (JXN), and Galli Cribbs (JXN)

# AWARDS

SOUTHERN LEAGUE  
**SL**  
BASEBALL™

  
CHATTANOOGA  
**LOOKOUTS**







## SOUTHERN LEAGUE EXECUTIVE OF THE YEAR

YEAR	NAME	POSITION	CLUB
1978	Larry Schmittou	President/General Manager	Nashville
1979	Art Clarkson	General Manager	Memphis
1980	Frances Crockett	President/General Manager	Charlotte
1981	Allie Prescott	General Manager	Memphis
1982	Art Clarkson	General Manager	Birmingham
1983	Art Clarkson	General Manager	Birmingham
1984	Bruce Baldwin	General Manager	Greenville
1985	Frances Crockett	President/General Manager	Charlotte
1986	Gary McCune	General Manager	Knoxville
1987	Peter Bragan, Jr.	General Manager	Jacksonville
	Bill MacKay	General Manager	Huntsville
1988	Art Clarkson	CEO/General Manager	Birmingham
1989	Bill Lee	General Manager	Chattanooga
1990	Steve DeSalvo	General Manager	Greenville
1991	Bill Lavelle	General Manager	Charlotte
1992	Bill Davidson	General Manager	Chattanooga
1993	Joe Kremer	General Manager	Carolina
1994	Bill Hardekopf	President/General Manager	Birmingham
1995	Joe Kremer	General Manager	Carolina
1996	Don Mincher	President/General Manager	Huntsville
1997	Dan Rajkowski	General Manager	Knoxville
1998	Steve DeSalvo	General Manager	Greenville
1999	David Hersh	President/General Manager	West Tenn
2000	Don Mincher	President/GM/SL President	Huntsville/SL
2001	Frank Burke	President	Chattanooga
2002	Bill Shanahan	President/General Manager	Mobile
2003	Peter Bragan, Jr.	Vice President/General Manager	Jacksonville
2004	Brian Cox	General Manager	Tennessee
2005	Peter Bragan, Jr.	Vice President/General Manager	Jacksonville
	Joe Kremer	General Manager	Carolina
2006	Greg Rauch	General Manager	Montgomery
2007	Steve DeSalvo	General Manager	Mississippi
2008	Joe Kremer	General Manager	Carolina
2009	Jonathan Nelson	General Manager	Birmingham
2010	Brian Cox	General Manager	Tennessee
2011	J. Frank Burke	President/General Manager	Chattanooga
2012	Bruce Baldwin	President	Pensacola
2013	Jonathan Nelson	General Manager	Birmingham
2014	Chris Peters	General Manager	Jacksonville
2015	Brian Cox	General Manager	Tennessee
2016	Jonathan Nelson	General Manager	Birmingham
2017	Harold Crow	General Manager	Jacksonville
2018	Chris Morgan	General Manager	Mobile

## SOUTHERN LEAGUE WOMAN OF EXCELLENCE

YEAR	NAME	POSITION	ORGANIZATION
2004	Lori Webb	Vice President - Operations	Southern League
2005	Betty Adams	Asst. GM of Finance and Merchandise	Mobile
2006	Marla Terranova	Director of Sponsorship and Marketing	Montgomery
2007	Karlie Evatt	Director of Ticket Operations	Jacksonville
2008	Lauren Chesney	Director of Community Relations	Tennessee
2009	Elizabeth Taylor	Corporate Event Planner	Birmingham
2010	Lori Webb	Vice President - Operations	Southern League
2011	Marla Vickers	General Manager	Montgomery
2012	January Squyres	Director of Group Sales	Jacksonville
2013	Barbara O'Berry	Sr. Director of Business Administration	Jacksonville
2014	Morgan Billups	Group Sales Manager	Chattanooga
2015	Lauren Chesney	Director of Community Relations	Tennessee
2016	Miranda Black	Dir. of Tickets and Communications	Mississippi
2017	Donna Kirby	Vice President of Operations	Pensacola
2018	Amber McClure	Chief Financial Officer	Pensacola



## CHRIS MORGAN

## JIMMY BRAGAN EXECUTIVE OF THE YEAR



Beginning with the 2015 Southern League season, Chris Morgan served the Mobile BayBears organization as General Manager and provided a quality experience for both fans and sponsors alike at Hank Aaron Stadium.

During his stint as GM, Morgan worked tirelessly with the city of Mobile to negotiate funding for stadium renovations which revitalized "The Hank". This includes improvements to the BayBears drainage system, which has resulted in less suspended games and rain delays in the process. The addition of new seats at Hank Aaron Stadium also makes the park look and feel more vibrant, while the upgraded scoreboard and sound system is another example of how Morgan and the BayBears have invested in improving the fan experience.

In addition to his role with the Mobile club, Morgan became Chair of the Southern League's Marketing Committee in April 2018. Following the 2018 Southern League season, Morgan left the Mobile club to pursue opportunities outside of baseball.

## AMBER McCLURE

## WOMAN OF EXCELLENCE AWARD



Amber McClure, the Chief Financial Officer of Studer Entertainment and Retail, received the Woman of Excellence Award following her sixth season with the Pensacola Blue Wahoos. She has ensured that the Wahoos maintain financial success and growth while supervising the financials of several different entities outside of the Blue Wahoos.

In 2018, McClure helped integrate new software into the financial department which will ensure that the Blue Wahoos (and entire Studer Family of Companies) continue to become a more paperless operation.

A Pensacola native, McClure enjoys being at the beach and spending time with her two sons, Seth and Preston. As the winner of this award, McClure became the Southern League's 2018 nominee for the Rawlings Woman Executive of the Year Award.



## COMPLETE LIST OF EXECUTIVE AWARDS

Southern League Executive of the Year ..... Chris Morgan, Mobile BayBears  
 Southern League Woman of Excellence ..... Amber McClure, Pensacola Blue Wahoos  
 Outstanding Employee of the Year ..... Andrew Zito, Chattanooga Lookouts  
 Radio Broadcaster of the Year ..... Roger Hoover, Jacksonville Jumbo Shrimp  
 Sports Media Award ..... Darrin McAllister, WEAR-TV Pensacola  
 Groundskeeper of the Year Award ..... Zach Van Voorhees, Birmingham Barons  
 Clubhouse Attendant of the Year ..... David Fountain, Tennessee Smokies  
 Don Mincher Organization of the Year Award ..... Pensacola Blue Wahoos  
 Southern League Promotional Trophy ..... Montgomery Biscuits  
 Southern League Community Service Award ..... Pensacola Blue Wahoos  
 Southern League Patriot Award ..... Montgomery Biscuits

**ANDREW ZITO****OUTSTANDING EMPLOYEE OF THE YEAR**

Andrew Zito, Vice President of the Chattanooga Lookouts, earned Outstanding Employee of the Year honors for his fantastic work with regards to the Lookouts ticketing and group sales effort.

In addition to his work with the club at AT&T Field, Zito is also on the board of the United Way's Emerging Leaders United and does a terrific job of continuing to make the Lookouts part of the fabric within Chattanooga's local community. Zito joined the Lookouts as part of their inaugural internship program in 2012, and was promoted to his current Vice President role following the 2017 season.

**ROGER HOOVER****RADIO BROADCASTER OF THE YEAR**

Following his seventh year with the Jacksonville Jumbo Shrimp, Roger Hoover was named Radio Broadcaster of the Year for his ability to produce content on Jacksonville players and produce one of the most professional broadcasts in the Southern League.

Additionally, Hoover's radio call following the destruction of his own laptop stood out. The ensuing media coverage (including mentions on ABC's Good Morning America, CBS This Morning, MLB.com, Sports Illustrated, USA Today, and Yahoo Sports) only bolstered the Jumbo Shrimp brand, as Hoover was able to capitalize on the opportunity in order to provide additional exposure for the Jacksonville club.

**DARRIN McALLISTER****SPORTS MEDIA AWARD**

Known to many as simply "Mack", WEAR's cameraman Darrin McAllister earned the Sports Media Award for being as much of a fixture at Blue Wahoos Stadium as the bay that sits behind right field. He is there for every home game and on the nights he's not working; he is still in attendance with his family cheering on the Blue Wahoos as a fan.

Mack is the consummate professional; arriving early to capture batting practice, recording from the first pitch to the final out, and securing postgame interviews with Blue Wahoos coaches and players in order to provide Pensacola locals unprecedented access to their baseball team.

**ZACH VAN VOORHEES****GROUNDSCKEEPER OF THE YEAR**

Following his first season with the Birmingham Barons, the Southern League awarded Zach Van Voorhees the Sports Turf Manager of the Year Award. As the Southern League's Groundskeeper of the Year, Van Voorhees was the Southern League's nominee to the Sports Turf Managers Association as they selected the Double-A Groundskeeper of the Year.

The Sports Turf Manager of the Year Award is determined at the end of each season following surveys from field managers, umpires, and select front office staff.

**DAVID FOUNTAIN****CLUBHOUSE ATTENDANT OF THE YEAR**

For the second season in a row, a member of the Tennessee Smokies staff was recognized as the Southern League's Best Clubhouse Attendant. In 2018, the league rewarded David Fountain for his exceptional work and service toward the umpire locker room, while also assisting the Tennessee Smokies home and visiting clubhouses as needed. Additionally, the Southern League provided an honorable mention to Mississippi's Chris Minshew for his work as the M-Braves visiting clubhouse manager.

**TERRY WILLIAMS****BATBOY OF THE YEAR**

While often going unnoticed, batboys serve an important role in helping the game of baseball move along at a proper pace. In 2018 the Southern League recognized Terry Williams of the Pensacola Blue Wahoos as Batboy of the Year. A self-proclaimed "batman", the 66-year-old Williams has been with the Blue Wahoos organization since their inception and a batboy since Pensacola's 2014 campaign.

**TJ SAUNDERS****ATHLETIC TRAINER OF THE YEAR**

The PBATS' Minor League Athletic Trainer of the Year Awards are presented annually to one athletic trainer in each of the 16 leagues across Minor League Baseball, as well as the Dominican Summer League. Awards are voted on by fellow peers. On August 14, 2018, PBATS named TJ Saunders of the Mississippi Braves the Southern League Athletic Trainer of the Year. Saunders joined the Atlanta Braves organization in 2017, and will return to the M-Braves in 2019 for his third consecutive season with the club.

**2018 MINOR LEAGUE BASEBALL AWARD NOMINATIONS**

John H. Johnson Presidential Trophy (Complete Franchise) ..... Pensacola Blue Wahoos  
 Rawlings Woman Executive of the Year ..... Amber McClure (Pensacola Blue Wahoos)  
 Larry MacPhail Award (Outstanding Promotional Work) ..... Montgomery Biscuits  
 John Henry Moss Community Service Award ..... Pensacola Blue Wahoos  
 Charles K. Murphy Patriot Award ..... Montgomery Biscuits

**2018 NATIONAL MEDIA AWARD WINNERS**

Baseball America's Bob Freitas Double-A Organization of the Year ..... Tennessee Smokies




Zack Collins  
Catcher  
Birmingham



Jose Rojas  
First Baseman  
Mobile



Nick Solak  
Second Baseman  
Montgomery



Brian Schales  
Third Baseman  
Jacksonville



Zack Short  
Shortstop  
Tennessee




Corey Ray  
Outfielder  
Biloxi



Zander Wiel  
Outfielder  
Chattanooga



Jamie Westbrook  
Outfielder  
Jackson



Monte Harrison  
Outfielder  
Jacksonville



Brent Rooker  
Designated Hitter  
Chattanooga




Kevin Medrano  
Utility  
Jackson



Ben DeLuzio  
Best Hustler  
Jackson



Zack Brown  
Right-Handed Pitcher  
Biloxi



Lewis Thorpe  
Left-Handed Pitcher  
Chattanooga



Nate Griep  
Relief Pitcher  
Biloxi

### SOUTHERN LEAGUE PLAYER OF THE MONTH



APRIL

Austin Dean  
Jacksonville



MAY

Eloy Jimenez  
Birmingham



JUNE

Luis Rengifo  
Mobile



JULY

Corey Ray  
Biloxi



AUGUST

Nick Solak  
Montgomery

### HITTER & PITCHER OF THE WEEK

#### Period

April 5-15  
April 16-22  
April 23-29  
April 30 - May 6  
May 7-13  
May 14-20  
May 21-27  
May 28 - June 3  
June 4-10  
June 11-17

#### Hitter of the Week

Jeff Brigham, Jacksonville  
Daniel Wright, Pensacola  
Jesus Castillo, Mobile  
Mike Franco, Montgomery  
Zach Lee, Montgomery  
Taylor Widener, Jackson  
Jon Duplantier, Jackson  
Matt Tomshaw, Birmingham  
Sam McWilliams, Montgomery  
Zack Brown, Biloxi

#### Pitcher of the Week

Hutton Moyer, Mobile  
Austin Dean, Jacksonville  
Zack Collins, Birmingham  
Eloy Jimenez, Birmingham  
Jose Rojas, Mobile  
Cade Gotta, Jacksonville  
Jake Gatewood, Biloxi  
Jamie Westbrook, Jackson  
Isan Diaz, Jacksonville  
Nathaniel Lowe, Montgomery

June 21 - July 1  
July 2-8  
July 9-15  
July 16-22  
July 23-29  
July 30 - August 5  
August 6-12  
August 13-19  
August 20-26  
Aug. 27 - Sept. 3

Lewis Thorpe, Chattanooga  
Bryse Wilson, Mississippi  
Jimmy Lambert, Birmingham  
Tanner Banks, Birmingham  
Trey Supak, Biloxi  
Enderson Franco, Mississippi  
Benton Moss, Montgomery  
Brock Burke, Montgomery  
Matt Tomshaw, Birmingham  
Benton Moss, Montgomery

Taylor Sparks, Pensacola  
Trent Giambrone, Tennessee  
Isan Diaz, Jacksonville  
Corey Ray, Biloxi  
Brent Rooker, Chattanooga  
Nathaniel Lowe, Montgomery  
Mike Brosseau, Montgomery  
Joe Dunand, Jacksonville  
Ben DeLuzio, Jackson  
Brett Sullivan, Montgomery

### 2018 BC® RELIEF PITCHER OF THE MONTH

April..... Colin Poche, Jackson  
May..... Jon Olczak, Biloxi  
June..... Yoel Espinal, Montgomery  
July..... Dylan Lee, Jacksonville  
August..... Kevin Ginkel, Jackson



**COREY RAY**  
MOST VALUABLE PLAYER

After appearing in 135 games across his first Southern League season, Biloxi Shuckers outfielder Corey Ray was named the league's Most Valuable Player. The Chicago, Illinois native etched his name in the record books by becoming the first player in modern history (since 1964) to lead the Southern League in both home runs (27) and stolen bases (37) at season's end.

Ray, 24, paced all qualified hitters in a number of offensive categories including extra-base hits (66) and total bases (254). He also ranked among the league's best in hits (127, 3rd), runs scored (86, 2nd), and RBI (74, 4th).

A lightning rod atop Biloxi's lineup, Ray finished tied for the league lead with 32 doubles and fourth among all batters with seven triples. He averaged a home run every 19.7 at-bats, the second highest clip in the league, and completed his 2018 campaign with a .477 slugging percentage.

Following a Southern League midseason All-Star selection in June, Ray was named the Southern League's Player of the Week on July 22 and its Player of the Month for July.

This past offseason, the Milwaukee Brewers named Ray their Minor League Player of the Year. He enters the 2019 season listed as Milwaukee's no. 2 overall prospect according to MLB Pipeline. The Brewers selected Ray fifth overall in the 2016 MLB Amateur Draft out of the University of Louisville.

Thank you to our Southern League  
Partners!

We look forward to helping make the  
2019 season the best one yet.

- The Groupmatics Team

**ZACK BROWN**  
MOST OUTSTANDING PITCHER

Following his first Southern League season, Biloxi Shuckers RHP Zack Brown was named the Southern League's Most Outstanding Pitcher. Brown was the ace of a pitching staff that led the league with an impressive 3.47 team ERA.

Biloxi finished the year 20-2 as a club when Brown took to the mound, and posted an astounding 19-2 record across Brown's 21 starts last season. Brown, 24, completed his 2018 campaign with a 9-1 record and paced all qualified pitchers with a 2.44 ERA (34 ER/125.2 IP). He also finished second among Southern League starters with a 1.04 WHIP and a .207 opponent batting average; allowing only 9.91 baserunners per nine innings pitched.

On June 15, with the Shuckers eyeing a first half South Division title and an automatic playoff berth, Brown got the ball and tossed a complete game one-hit shutout to bring Biloxi back the postseason. Thanks to his eight strikeouts recorded and no walks surrendered, Brown posted a game score of 93; a performance bested only twice in the major leagues this season (Gerrit Cole's complete game, one-hit, 16 strikeout performance on May 4 and Sean Manaea's no-hitter on April 21).

After the season, Brown was named the Milwaukee Brewers Minor League Pitcher of the Year. He enters the 2019 season ranked as Milwaukee's no. 6 prospect according to MLB Pipeline. He was selected in the fifth round of the 2016 MLB Amateur Draft out of the University of Kentucky.

**MIKE GUERRERO**  
MANAGER OF THE YEAR

For guiding the Biloxi Shuckers to a sweep of the Southern League's split season, veteran manager Mike Guerrero was named the 2018 Manager of the Year. Under Guerrero's steady hand, the Shuckers paced the league throughout a majority of the year and reached the BC® Powder Championship Series after accumulating an 81-59 regular season record.


Guerrero, the Shuckers manager since the start of the 2016 season, has led Biloxi to a 224-192 record (.538 win percentage) over the course of his three years with the club. Over 20 years into his coaching career, Guerrero has compiled a career .536 win percentage (1,177-1,018) as a manager.

Prior to joining the Shuckers, Guerrero was a coach on the Milwaukee Brewers major league staff. For his work as manager of Triple-A Nashville in 2013, Guerrero received the Mike Coolbaugh Award. The honor is presented by Minor League Baseball to an individual who has shown an outstanding baseball work ethic, knowledge of the game and skill in mentoring young players on the field. Guerrero's first stint in the Southern League came when he served as manager of the Huntsville Stars from 2010-11. He is slated to return to Biloxi as manager of the Shuckers for the 2019 season.



## SOUTHERN LEAGUE MOST VALUABLE PLAYER

Year	Player	Position	Club
1972	Mike Reinbach	Outfield	Asheville
1973	Jayson Moxey	Outfield	Columbus
1974	Nyls Nyman	Outfield	Knoxville
1975	Mike Squires	First Base	Knoxville
1976	Larry Foster	Outfield	Knoxville
1977	Alan Trammell	Shortstop	Montgomery
1978	Eddie Gates	Outfield	Memphis
1979	Danny Heep	Outfield	Columbus
	Alan Knicely	Catcher	Columbus
1980	Steve Balboni	First Base	Nashville
1981	Tim Laudner	Catcher	Orlando
1982	Brian Dayett	Outfield	Nashville
1983	John Morris	Outfield	Jacksonville
1984	Andres Galarraaga	First Base	Jacksonville
1985	Jose Canseco	Outfield	Huntsville
1986	Terry Steinbach	Catcher	Huntsville
1987	Tom Dodd	DH	Charlotte
1988	Matt Winters	Outfield	Memphis
1989	Eric Anthony	Outfield	Columbus
1990	Jeff Conine	First Base	Memphis
1991	Ryan Klesko	Outfield	Greenville
1992	Javy Lopez	Catcher	Greenville
1993	Carlos Delgado	Catcher	Knoxville
1994	Mark Johnson	First Base	Carolina
1995	Jason Kendall	Catcher	Carolina
1996	Derrek Lee	First Base	Memphis
1997	Ben Grieve	Outfield	Huntsville
1998	Gabe Kapler	Outfield	Jacksonville
1999	Brady Clark	Outfield	Chattanooga
2000	Joe Crede	Third Base	Birmingham
2001	Josh Phelps	Catcher	Tennessee
2002	Aaron Miles	Second Base	Birmingham
2003	Corey Hart	Third Base	Huntsville
2004	Richard Lewis	Second Base	West Tenn
2005	Delmon Young	Outfield	Montgomery
2006	Joey Votto	First Base	Chattanooga
2007	Evan Longoria	Third Base	Montgomery
2008	Gaby Sanchez	First Base	Carolina
2009	Desmond Jennings	Outfield	Montgomery
2010	Dave Sappelt	Outfield	Carolina
2011	Paul Goldschmidt	First Base	Mobile
2012	Hunter Morris	First Base	Huntsville
2013	Marcus Semien	Infield	Birmingham
2014	Jake Lamb	Third Base	Mobile
2015	Max Kepler	Outfield	Chattanooga
2016	Tyler O'Neill	Outfield	Jackson
2017	Kevin Cron	First Base	Jackson
2018	Corey Ray	Outfield	Biloxi



Before he won the National League MVP in 2010, infielder Joey Votto won the 2006 Southern League MVP as a member of the Chattanooga Lookouts. Votto won a Gold Glove in 2011 and was named to his sixth All-Star Game during the 2018 season.



2016 Southern League MVP Tyler O'Neill made his major league debut during the 2018 season, posting a .803 OPS with nine home runs and 23 RBIs across 61 games for the St. Louis Cardinals.



## SOUTHERN LEAGUE MOST OUTSTANDING PITCHER

Year	Name	Throws	Club
1972	Bill Campbell	Right	Charlotte
1973	Doug Konieczny	Right	Columbus
1974	Paul Siebert	Left	Columbus
1975	Bob Maneely	Right	Orlando
1976	Dave Ford	Right	Charlotte
1977	Greg Field	Right	Orlando
1978	Bruce Berenyi	Right	Nashville
1979	Geoff Combe	Right	Nashville
1980	Andy McGaffigan	Right	Nashville
1981	Jamie Werly	Right	Nashville
1982	Stefan Wever	Right	Nashville
1983	Don Heinkel	Right	Birmingham
1984	Ken Dixon	Right	Charlotte
1985	Steve Davis	Left	Knoxville
1986	Anthony Kelley	Right	Columbus
1987	Brian Holman	Right	Jacksonville
1988	German Gonzales	Right	Orlando
1989	Laddie Renfroe	Right	Charlotte
1990	Brian Barnes	Left	Jacksonville
1991	Mark Wohlers	Right	Greenville
1992	Jim Converse	Right	Jacksonville
	Jerry Spradlin	Right	Chattanooga
1993	Oscar Munoz	Right	Nashville
1994	Brad Clontz	Right	Greenville
1995	Luis Andujar	Right	Birmingham
1996	Curt Lyons	Right	Chattanooga
1997	Scott Eyre	Left	Birmingham
1998	Bruce Chen	Left	Greenville
1999	Francisco Cordero	Right	Jacksonville
2000	Mark Buehrle	Left	Birmingham
2001	Chris Baker	Right	Tennessee
2002	Vinnie Chulk	Right	Tennessee
2003	Joel Hanrahan	Right	Jacksonville
2004	Brad Baker	Right	Mobile
2005	Ricky Nolasco	Right	West Tenn
2006	Spike Lundberg	Right	Jacksonville
2007	Chris Mason	Right	Montgomery
2008	Todd Redmond	Right	Mississippi
2009	Travis Wood	Left	Carolina
2010	Tom Koehler	Right	Jacksonville
2011	Matt Moore	Left	Montgomery
2012	Brandon Maurer	Right	Jackson
2013	Archie Bradley	Right	Mobile
2014	Justin Nicolino	Left	Jacksonville
2015	Jorge Lopez	Right	Biloxi
2016	Ryan Yarbrough	Left	Jackson
2017	Michael Kopech	Right	Birmingham
2018	Zack Brown	Right	Biloxi



2016 Southern League Most Outstanding Pitcher Ryan Yarbrough made his major league debut in 2018, posting a 16-6 record next to a 3.91 ERA across 38 games as a member of the Tampa Bay Rays.



2013 Southern League Most Outstanding Pitcher Archie Bradley broke on to the scene with Arizona in 2015, and has been a fixture of the Diamondbacks bullpen for the past two seasons.

## SOUTHERN LEAGUE MANAGER OF THE YEAR

Year	Name	Club	Year	Name	Club
1972	Joe Sparks	Knoxville	2000	Dave Bialas <sup>^</sup> *	West Tenn
1973	Billy Gardner, Sr.	Jacksonville	2001	John Shoemaker <sup>^</sup> **	Jacksonville
1974	Jim Napier*	Knoxville	2002	Wally Backman <sup>^</sup> *	Birmingham
1975	Dick Phillips <sup>^</sup>	Orlando	2003	Frank Kremblas	Huntsville
1976	Rene Lachemann	Chattanooga	2004	Jayhawk Owens <sup>^</sup>	Chattanooga
1977	Eddie Brinkman <sup>^</sup> *	Montgomery	2005	Razor Shines	Birmingham
1978	Bobby Dews	Savannah	2006	John Shoemaker <sup>^</sup>	Jacksonville
1979	Jimmy Johnson <sup>^</sup>	Columbus	2007	Don Money	Huntsville
1980	Carl "Stump" Merrill <sup>^</sup>	Nashville	2008	Phillip Wellman*	Mississippi
1981	Tom Kelly*	Orlando	2009	Everardo Magallanes <sup>^</sup>	Birmingham
1982	Gene Lamont <sup>^</sup>	Jacksonville	2010	Bill Dancy <sup>^</sup>	Tennessee
1983	Roy Majtyka <sup>^</sup> *	Birmingham	2011	Turner Ward <sup>^</sup> *	Mobile
1984	Charlie Manuel	Orlando	2012	Billy Gardner, Jr.	Montgomery
	Rick Renick	Jacksonville	2013	Andy Green <sup>^</sup>	Mobile
1985	Carlos Alfonso	Columbus	2014	Andy Green	Mobile
	John McLaren <sup>^</sup>	Knoxville	2015	Carlos Subero <sup>^</sup>	Biloxi
1986	Gary Tuck*	Columbus	2016	Daren Brown <sup>^</sup> *	Jackson
1987	Tommy Thompson <sup>^</sup>	Jacksonville	2017	Jake Mauer <sup>^</sup> **	Chattanooga
1988	Buddy Bailey <sup>^</sup>	Greenville	2018	Mike Guerrero <sup>^</sup>	Biloxi
1989	Jeff Newman	Huntsville			
1990	Ron Gardenhire <sup>^</sup>	Orlando			
	Jerry Manuel	Jacksonville			
1991	Chris Chambliss <sup>^</sup>	Greenville			
1992	Grady Little <sup>^</sup> *	Greenville			
1993	Terry Francona <sup>^</sup> *	Birmingham			
1994	Gary Jones <sup>^</sup> *	Huntsville			
1995	Bruce Kimm	Orlando			
1996	Mark Berry	Chattanooga			
1997	Randy Ingle*	Greenville			
1998	Mike Ramsey <sup>^</sup>	Mobile			
1999	Dave Trembley <sup>^</sup>	West Tenn			

Key: \*SL Champions | \*\*SL Co-Champions | <sup>^</sup>Best Overall Record



2018 Southern League Manager of the Year Mike Guerrero led the Biloxi Shuckers to an 81-59 regular season record, and a sweep of the SL's split season. His .579 win percentage was the highest among any Milwaukee Brewers minor league affiliate.

# MINOR LEAGUE BASEBALL® WEAR YOUR FUN







# LEAGUE RECORDS (1964-Present)



## YEAR-BY-YEAR LEAGUE CHAMPIONS

YEAR	CLUB	YEAR	CLUB
1964	Lynchburg White Sox	1994	Huntsville Stars
1965	Columbus Confederate Yankees	1995	Carolina Mudcats
1966	Mobile Athletics	1996	Jacksonville Suns
1967	Birmingham Athletics	1997	Greenville Braves
1968	Asheville Tourists	1998	Mobile BayBears
1969	Charlotte Hornets	1999	Orlando Rays
1970	Columbus Astros	2000	West Tenn Diamond Jaxx
1971	Charlotte Hornets	2001*	Huntsville Stars
1972	Montgomery Rebels		Jacksonville Suns
1973	Montgomery Rebels	2002	Birmingham Barons
1974	Knoxville Sox	2003	Carolina Mudcats
1975	Montgomery Rebels	2004**	Mobile BayBears
1976	Montgomery Rebels		Tennessee Smokies
1977	Montgomery Rebels	2005	Jacksonville Suns
1978	Knoxville Sox	2006	Montgomery Biscuits
1979	Nashville Sounds	2007	Montgomery Biscuits
1980	Charlotte O's	2008	Mississippi Braves
1981	Orlando Twins	2009	Jacksonville Suns
1982	Nashville Sounds	2010	Jacksonville Suns
1983	Birmingham Barons	2011	Mobile BayBears
1984	Charlotte O's	2012	Mobile BayBears
1985	Huntsville Stars	2013	Birmingham Barons
1986	Columbus Astros	2014	Jacksonville Suns
1987	Birmingham Barons	2015	Chattanooga Lookouts
1988	Chattanooga Lookouts	2016	Jackson Generals
1989	Birmingham Barons	2017***	Chattanooga Lookouts
1990	Memphis Chicks		Pensacola Blue Wahoos
1991	Orlando Sun Rays	2018	Jackson Generals
1992	Greenville Braves		
1993	Birmingham Barons		

\* Championship Series canceled due to terrorist attacks of 9/11.

\*\* Championship Series canceled due to Hurricane Ivan.

\*\*\* Series canceled due to the threat of Hurricane Irma.



## GENERAL

<b>Most Years in the Southern League</b>	51.....Knoxville/Tennessee; 1964-67, 1972-Present
<b>Most Consecutive Years in the Southern League</b>	49.....Jacksonville, 1970-Present
<b>Most Regular Season Games Played</b>	7,165.....Knoxville/Tennessee

## EXTRA-INNING GAMES

<b>Most Extra-Inning Games, Season (since 2005)</b>	24.....Biloxi Shuckers, 2017
<b>Most Extra-Inning Games, Same Clubs, Season</b>	8.....Montgomery (5-3) vs. Birmingham (3-5), 1968 Carolina (4-4) vs. Port City (4-4), 1996
<b>Most Extra-Inning Games, League</b>	81.....2001
<b>Longest Extra-Inning Game, By Inning</b>	23...Columbus (W, 10-4) at Savannah, April 14, 1973 Greenville (W, 10-7) vs Huntsville, August 6, 1998
<b>Most Extra-Inning Games Won, Season</b>	15.....Charlotte, 1971* Carolina, 1995 Jacksonville, 1995
<b>Most Extra-Inning Games Lost, Season</b>	14.....Charlotte, 1965 Birmingham, 1968 Asheville, 1970
<b>Fewest Extra-Inning Games Won, Season</b>	0.....Huntsville, 1998
<b>Fewest Extra-Inning Games Lost, Season</b>	1.....Orlando, 1990 Memphis, 1997 Chattanooga, 2006 West Tenn, 2010
<b>Most Extra-Inning Games Won vs. One Club, Season</b>	6.....Carolina vs. Port City, 1995

## SHUTOUTS

<b>Most Shutouts Played In, Season</b>	39.....Knoxville (18-21), 1991
<b>Fewest Shutouts Played In, Season</b>	1.....Huntsville (1-0), 1997
<b>Most Shutouts Won, Season</b>	24.....Greenville, 1992
<b>Fewest Shutouts Won, Season</b>	1.....Orlando, 1989 Greenville, 1996 Huntsville, 1997
<b>Most Shutouts Lost, Season</b>	25.....Asheville, 1970
<b>Fewest Shutouts Lost, Season</b>	0.....Huntsville, 1997
<b>Most Shutouts Won vs. One Club, Season</b>	7.....Birmingham vs. Knoxville, 1967 Asheville vs. Columbus, 1971*
<b>Most Consecutive Scoreless Innings Pitched</b>	49.....Columbus, July 24-29, 1989
<b>Most Consecutive Innings Being Held Scoreless</b>	36.....Mobile, July 24-29, 1970

## GAMES WON/LOST

<b>Most Regular Season Wins</b>	3,518.....Jacksonville
<b>Most Regular Season Losses</b>	3,658.....Knoxville/Tennessee
<b>Highest Winning Percentage</b>	.559.....Lynchburg (156-123)
<b>Lowest Winning Percentage</b>	.418.....Port City (118-164)
<b>Most Games Won, Season</b>	100.....Greenville Braves, 1992
<b>Fewest Games Won, Season</b>	47.....Knoxville Smokies, 1967
<b>Most Games Lost, Season</b>	92.....Carolina Mudcats, 1992
<b>Fewest Games Lost, Season</b>	43.....Greenville Braves, 1992
<b>Most Wins At Home, Season</b>	57.....Birmingham, 1983
<b>Fewest Wins At Home, Season</b>	23.....Jackson, 2015
<b>Most Losses At Home, Season</b>	48.....Memphis, 1983 Greenville, 1990
<b>Fewest Losses At Home, Season</b>	16.....Birmingham, 1983
<b>Most Wins On The Road, Season</b>	50.....Greenville, 1992
<b>Fewest Wins On The Road, Season</b>	18.....Knoxville, 1967 Columbus, 1971*
<b>Most Losses On The Road, Season</b>	56.....Columbus, 1971*
<b>Fewest Losses On The Road, Season</b>	23.....Greenville, 1992
<b>Highest Winning Percentage, Home, Season</b>	.781.....Birmingham (57-16), 1983
<b>Lowest Winning Percentage, Home, Season</b>	.333.....Greenville (24-48), 1990
<b>Highest Winning Percentage, Road, Season</b>	.685.....Greenville (50-23), 1992
<b>Lowest Winning Percentage, Road, Season</b>	.243.....Columbus (18-56), 1971*
<b>Longest Winning Streak</b>	16.....Montgomery, July 3-26, 1968
<b>Longest Losing Streak</b>	15.....Columbus, May 17-June 1, 1971*
<b>Most Games Won vs. One Club, Season</b>	26.....Carolina from Chattanooga, 2005
<b>Fewest Games Lost vs. One Club, Season</b>	0.....West Tenn to Orlando (8 games), 2001 Jacksonville to Huntsville (10 games), 2006 Jacksonville to West Tenn (5 games), 2009

\*In 1971, the Southern League and Texas League played an interlocking schedule and referred to the agreement as the "Dixie Association". The SL and TL maintained separate league leaders and statistics despite the arrangement, which lasted one season and is not to be considered as or referred to as a separate entity from a historical or statistical standpoint.

*Italic indicates a single-season or single-game record that was tied or broken during the 2018 season.*



## ONE-RUN GAMES

<b>Most One-Run Games, League, Season</b>	
249.....	1989 (10 clubs)
221.....	1970 (8 clubs)
<b>Most One-Run Games, Club, Season</b>	
72.....	Mobile (35-37), 1970
<b>Most One-Run Games Won, Season</b>	
35.....	Knoxville, 1965
	Mobile, 1970
	Jacksonville, 2014
<b>Fewest One-Run Games Won, Season</b>	
9.....	Orlando, 1992
<b>Most One-Run Games Lost, Season</b>	
37.....	Mobile, 1970
<b>Fewest One-Run Games Lost, Season</b>	
10.....	Nashville, 1980
	Charlotte, 1987
<b>Most One-Run Games Won vs. One Club, Season</b>	
10.....	Birmingham from Charlotte, 1967
	Charlotte from Macon, 1967
	Jacksonville from Savannah, 1973

\*See pg. 69 for clarification on Southern League teams vs. Texas League opponents in 1971

\*\*All in second half

\*\*\*Not including doubleheader splits, min. eight non-split decisions

*Italic indicates a single-season or single-game record that was tied or broken during the 2018 season.*

## DOUBLEHEADERS

<b>Longest Doubleheader By Innings</b>	
27.....	Jacksonville vs. Arkansas (Texas League)* August 7, 1971 (16 & 11 innings)
<b>Most Doubleheaders Won, Season</b>	
13.....	Montgomery, 1976**
<b>Most Doubleheaders Lost, Season</b>	
12.....	Birmingham, 1974
<b>Most Doubleheaders Split, Season</b>	
19.....	Orlando, 1975
<b>Most Doubleheaders by One Club, Season</b>	
31.....	Montgomery (Won 13, Lost 2, Split 16), 1976
<b>Most Doubleheaders, League, Season</b>	
126.....	(52 sweep, 74 Split), 1984
<b>Best Records In Doubleheaders, Season***</b>	
8-1 (.888).....	Orlando, 1975
7-1 (.875).....	Macon, 1964
7-1 (.875).....	Knoxville, 1978
13-2 (.867).....	Montgomery, 1976
9-2 (.818).....	Montgomery, 1967
<b>Worst Records In Doubleheaders, Season***</b>	
0-5 (.000).....	Montgomery, 2004
0-4 (.000).....	Jacksonville, 1970
0-4 (.000).....	Carolina, 2007
0-4 (.000).....	Birmingham, 2017
0-4 (.000).....	Jacksonville, 2018



## BATTING AVERAGE

<b>Highest Batting Average, Season</b>	
.290.....	Jacksonville, 140 games, 1998
<b>Lowest Batting Average, Season</b>	
.223.....	Savannah, 139 games, 1970
<b>Highest Batting Average, League Champion</b>	
.275.....	Columbus, 140 games, 1986
<b>Lowest Batting Average, League Champion</b>	
.229.....	Pensacola, 140 games, 2017

## AT BATS

<b>Most Times At Bat, Season</b>	
5,023.....	Carolina, 143 games, 1995
<b>Fewest Times At Bat, Season</b>	
4,138.....	Chattanooga, 136 games, 1977
<b>Most Times At Bat, Game</b>	
86*.....	Columbus vs. Savannah, April 14, 1973 *23 innings
<b>Fewest Times At Bat, Game</b>	
14.....	West Tenn vs. Birmingham, May 4, 2009
	Carolina vs. West Tenn, June 15, 2009
	Biloxi vs Chattanooga, May 20, 2017
	Jacksonville vs. Pensacola, June 15, 2017
<b>Most Times At Bat, Both Clubs, Game</b>	
169*.....	Columbus (86) vs. Savannah (83) *23 innings, April 14, 1973
<b>Fewest Times At Bat, Both Clubs, Game</b>	
29.....	West Tenn (14) vs. Birmingham (15), May 4, 2009
	Carolina (14) vs. West Tenn (15), June 15, 2009

## RUNS SCORED

<b>Most Runs Scored, Season</b>	
942.....	Huntsville, 139 games, 1997
<b>Fewest Runs Scored, Season</b>	
367.....	Mobile, 137 games, 1970
<b>Most Runs Scored, Game</b>	
25.....	Memphis vs. Nashville, August 1, 1993
<b>Most Runs Scored, Both Clubs, Game</b>	
35.....	Orlando (18) vs. Huntsville (17), April 17, 1988
<b>Most Players To Score 4 or More Runs, Game</b>	
3.....	Asheville vs. Macon, May 31, 1966
	Memphis vs. Nashville, August 1, 1993
<b>Most Runs Scored by One Team, Doubleheader</b>	
33.....	Orlando vs. Asheville April 24, 1974 (20-1st and 13-2nd)
<b>Fewest Runs Scored, Doubleheader</b>	
0.....	Several Times
2017 (2x):	Chattanooga vs Tennessee April 25, 2017
	Pensacola vs Chattanooga June 25, 2017

## TOTAL BASES

<b>Most Total Bases, Season</b>	
2,230.....	Jacksonville, 140 games, 1998
<b>Fewest Total Bases, Season</b>	
1,244.....	Mobile, 137 games, 1970
<b>Most Total Bases, Game</b>	
50.....	Charlotte vs. Memphis, August 20, 1985
<b>Most Total Bases, Both Clubs, Game</b>	
71.....	Birmingham (43) vs. Greenville (28) July 30, 1986

## HITS

<b>Most Hits, Season</b>	
1,416.....	Jacksonville, 140 games, 1998
<b>Fewest Hits, Season</b>	
954.....	Knoxville, 138 games, 1967
<b>Most Hits, Game</b>	
32.....	Memphis vs. Nashville, August 1, 1993
<b>Most Hits, Both Clubs, Game</b>	
45*.....	Chattanooga (27) vs. Jacksonville (18) *14 innings, July 7, 1978
<b>Most Players with Four or More Hits, Game</b>	
5.....	Carolina vs. Birmingham, July 19, 1997
<b>Most Hits, Doubleheader</b>	
35.....	Orlando vs. Asheville, April 26, 1974 (20-1st and 15-2nd)
<b>Most Hits, Doubleheader, Both Clubs</b>	
57..	Asheville (34) vs. Knoxville (23), August 20, 1972 (1st game - 11 innings)

## SINGLES

<b>Most Singles, Season</b>	
1,030.....	Birmingham, 147 games, 1984

## DOUBLES

<b>Most Doubles, Season</b>	
323.....	Jacksonville, 140 games, 1998
<b>Most Doubles, Game</b>	
11.....	Jackson vs. Mississippi, July 11, 2012
<b>Most Doubles, Both Clubs, Game</b>	
13.....	Huntsville(9) vs. Birmingham (4), Aug. 20, 2010

## TRIPLES

<b>Most Triples, Season</b>	
67.....	Evansville, 139 games, 1968
<b>Most Triples, Game</b>	
5.....	Knoxville vs. Charlotte, May 17, 1977
<b>Most Triples, Both Clubs, Game</b>	
7.....	Knoxville (5) vs. Charlotte (2), May 17, 1977

## HOME RUNS

<b>Most Home Runs, Season</b>	
200.....	Jacksonville, 138 games, 1996
<b>Most Home Runs, Game</b>	
7.....	Asheville vs. Macon, July 18, 1966
	Memphis vs. Chattanooga, August 2, 1979
	Memphis vs. Orlando, August 7, 1989
	Orlando vs. Jacksonville, May 11, 1995
	Huntsville vs. Chattanooga, July 18, 1997
	Knoxville vs. Jacksonville, July 28, 1997
	Jacksonville vs. Carolina, June 4, 2010
	<i>Birmingham vs. Montgomery, August 10, 2018</i>
<b>Most Home Runs, Both Clubs, Game</b>	
10.....	Charlotte (6) vs. Chattanooga (4), July 3, 1979
<b>Most Home Runs, Inning</b>	
4.....	Asheville vs. Knoxville, August 24, 1974
	Chattanooga vs. Orlando, April 24, 1987
	Mobile vs. Carolina, April 24, 1998
	Jacksonville vs. Carolina, June 4, 2010

*Italic indicates a single-season or single-game record that was tied or broken during the 2018 season.*

# LiveSource™

## FOR YOUR AUCTIONS & RAFFLES AT ALL OF YOUR FUNDRAISING EVENTS

- Raise more with LiveSource Mobile Bidding For Any Charity Event
- Drive more revenue through Silent, Live, Donation and Raffle Sales
- Trusted By University of San Diego, The New Children's Museum and So Many Other Great Local Charitable Organizations.
- Owned & Operated by San Diego Local Scott Levin

**858-336-8380 • hello@livesourceapp.com**  
www.livesourceapp.com • LiveSource on Instagram & Twitter



**EXTRA-BASE HITS****Most Extra-Base Hits, Season**

502 ..... Jacksonville, 140 games, 1998  
 ..... (323-2B, 46-3B, 133-HR)

**Most Extra-Base Hits, Game**

13..... Charlotte vs. Asheville, April 24, 1971  
 (9-2B, 1-3B, 3-HR)  
 Charlotte vs. Memphis, August 20, 1985  
 (6-2B, 1-3B, 6-HR)  
 Huntsville vs. Montgomery, April 30, 2008  
 (7-2B, 1-3B, 5-HR)  
 Jackson vs. Mississippi, July 11, 2012  
 (11-2B, 2-3B, 0-HR)

**Most Extra-Base Hits, Both Clubs, Game**

19..... Charlotte (13; 9-2B, 1-3B, 3-HR) vs.  
 Asheville (6; 3-2B, 3-HR), April 24, 1971  
 Greenville (10; 9-2B, 1-HR) vs.  
 Birmingham (9; 1-2B, 3-3B, 5-HR), July 30, 1986

**RUNS BATTED IN****Most RBI, Season**

871 ..... Huntsville, 139 games, 1997

**Most RBI, Game**

25..... Memphis vs. Nashville, August 1, 1993

**Most RBI, Both Clubs, Game**

34..... Birmingham (19) vs. Huntsville (15)  
 July 7, 2005

**BASE ON BALLS****Most Base On Balls, Season**

757 ..... Huntsville, 143 games, 1989

**Fewest Base On Balls, Season**

277 ..... Knoxville, 144 games, 1992

**Most Base On Balls, Game**

19..... Huntsville vs. Columbus, April 20, 1989

**Most Base On Balls, Both Clubs, Game**

26 Greenville (13) vs. Huntsville (13), August 6, 1998

**Most Intentional Base On Balls, Season**

65..... Evansville, 140 games, 1967

**Fewest Intentional Base On Balls, Season**

4..... Chattanooga, 140 games, 2016

**Most Intentional Base On Balls, Game**

8\* ..... Savannah vs. Montgomery, August 7, 1972

**Most Intentional Base On Balls, Both Clubs, Game**

11\*... Savannah (8) vs. Montgomery (3), Aug. 7, 1972  
 \*1st game - 17 innings

**HITS BY PITCH****Most Times Hit By Pitch, Season**

91..... West Tenn, 141 games, 1999

**Most Times Hit By Pitch, Game**

5..... Jacksonville vs. Carolina, July 15, 1996  
 Mobile vs. Carolina, May 18, 2011

**GROUND INTO DOUBLE PLAYS****Most Times Ground Into Double Play, Season**

148 ..... Jackson, 138 games, 2015

**Most Times Ground Into Double Play, Game**

6..... Greenville vs. Orlando, June 3, 1987  
 ..... Biloxi vs. Chattanooga, April 10, 2016

**Most Times Ground Into Double Play, Both Clubs, Game**

8..... Greenville (6) vs. Orlando (2), June 3, 1987  
 Birmingham (5) vs. Mobile (3), July 27, 2013

*Italic indicates a single-season or single-game record that was tied or broken during the 2018 season.*

**STRIKEOUTS****Most Strikeouts, Season**

1,346 ..... Birmingham, 138 games, 2018

**Most Strikeouts, Game**

22\* ..... Birmingham vs. Evansville, May 9, 1968  
 \*18 innings  
 Knoxville vs. Birmingham, April 16, 1992  
 \*17 innings  
 Birmingham vs. Knoxville, April 16, 1992  
 \*17 innings  
 Chattanooga vs. West Tenn, August 31, 2007  
 \*13 innings  
 Chattanooga vs. Jackson, April 21, 2014  
 \*18 innings

**Most Strikeouts, Both Clubs, Game**

44\* ..... Knoxville (22) vs. Birmingham (22)  
 \*17 innings, April 16, 1992

**STOLEN BASES****Most Stolen Bases, Season**

264 ..... Birmingham, 144 games, 1989

**Most Stolen Bases, Game**

10..... Savannah vs. Jacksonville, July 21, 1972  
 Orlando vs. Carolina, July 6, 1992

**Most Stolen Bases, Both Clubs, Game**

12..... Carolina (8) vs. Tennessee (4), June 19, 2005

**Most Times Caught Stealing, Season**

127 ..... Birmingham, 140 games, 2002

**Most Times Caught Stealing, Game**

5 ..... 4 times  
 Last: Mississippi vs. Carolina, September 7, 2009

**Most Times Caught Stealing, Both Clubs, Game**

7 ..... Chattanooga (4) vs. Charlotte (3), April 12, 1988

**SACRIFICE HITS****Most Sacrifice Hits, Season**

93..... Birmingham, 137 games, 2003  
 Mississippi, 140 games, 2011

**Most Sacrifice Hits, Game**

6 ..... Last: Carolina vs. Greenville, May 31, 2001

**Most Sacrifice Hits, Both Clubs, Game**

8.. Carolina (4) vs. Chattanooga (4), August 25, 2006

**Most Sacrifice Flies, Season**

68..... Jacksonville, 140 games, 1998  
 Jackson, 139 games, 2016

**Most Sacrifice Flies, Game**

4 ..... Several times  
 Last: Chattanooga vs. Jackson, May 10, 2015

**Most Sacrifice Flies, Both Clubs, Game**

6 ..... Memphis (4) vs. Huntsville (2), July 16, 1991

**RUNNERS LEFT ON BASE****Most Runners Left On Base, Season**

1,163 ..... Orlando, 145 games, 1989

**Most Runners Left On Base, Game**

25\* ..... Montgomery vs. Savannah, June 11, 1979  
 \*16 innings

**Most Runners Left On Base, Both Clubs, Game**

46\*... Memphis (27) vs. Greenville (19), July 13, 1984  
 \*19 innings

**EARNED RUN AVERAGE****Lowest Earned Run Average, Season**

2.51 ..... Montgomery, 138 games, 1967

**Highest Earned Run Average, Season**

5.26 ..... Chattanooga, 139 games, 1997

**Highest Earned Run Average, Leader**

4.43 ..... Memphis, 139 games, 1997

**COMPLETE GAMES****Most Complete Games, Season**

71 ..... Orlando, 138 games, 1975

**Fewest Complete Games, Season**

0 ..... 14 times  
 Last: Mobile, 136 games, 2018

**SHUTOUTS****Most Shutouts, Season**

24 ..... Greenville, 143 games, 1992

**Fewest Shutouts, Season**

1 ..... Orlando, 145 games, 1989  
 Greenville, 140 games, 1996  
 Huntsville, 139 games, 1997

**SAVES****Most Saves, Season**

61 ..... Asheville, 140 games, 1968

**Fewest Saves, Season**

7 ..... Birmingham, 138 games, 1973  
 Columbus, 140 games, 1976

**INNINGS PITCHED****Most Innings Pitched, Season**

1,322.1 ..... Carolina, 144 games, 1995

**Fewest Innings Pitched, Season**

1,106.1 ..... Savannah, 135 games, 1969

**HITS ALLOWED****Most Hits Allowed, Season**

1,515 ..... Chattanooga, 143 games, 1986

**Fewest Hits Allowed, Season**

949 ..... Jacksonville, 138 games, 1976

**RUNS ALLOWED****Most Runs Allowed, Season**

833 ..... Huntsville, 140 games, 1998

**Fewest Runs Allowed, Season**

410 ..... Montgomery, 139 games, 1970

**PITCHERS USED****Most Pitchers Used, Game, Single Club**

10..... Savannah vs. Asheville, August 27, 1972

**EARNED RUNS ALLOWED****Most Earned Runs Allowed, Season**

704 ..... Chattanooga, 139 games, 1997

**Fewest Earned Runs Allowed, Season**

324 ..... Montgomery, 138 games, 1967

**HOME RUNS ALLOWED****Most Home Runs Allowed, Season**

157 ..... Greenville, 140 games, 1997

**Fewest Home Runs Allowed, Season**

36..... Mobile, 137 games, 1970

**BASES ON BALLS****Most Bases On Balls, Season**

713 ..... Birmingham, 147 games, 1984

**Fewest Bases On Balls, Season**

307 ..... Jacksonville, 140 games, 2014

**Most Intentional Bases On Balls, Season**

79..... Nashville, 141 games, 1978

**Fewest Intentional Bases On Balls, Season**

2 ..... Birmingham, 140 games, 2016  
 Chattanooga, 140 games, 2016  
 Jackson, 139 games, 2016  
 Chattanooga, 137 games, 2018  
 Birmingham, 138 games, 2018

**HIT BATSMEN****Most Hit Batsmen, Season**

94..... Tennessee, 140 games, 2000

**Fewest Hit Batsmen, Season**

4 ..... Orlando, 136 games, 2000

**STRIKEOUTS****Most Strikeouts, Season**

1,300 ..... Jackson, 139 games, 2018

**Fewest Strikeouts, Season**

559 ..... Birmingham, 134 games, 1975

**WILD PITCHES****Most Wild Pitches, Season**

119 ..... Mississippi, 138 games, 2018

**Fewest Wild Pitches, Season**

33..... Chattanooga, 139 games, 1976  
 Mobile, 138 games, 2003

**BALKS****Most Balks, Season**

66 ..... Birmingham, 144 games, 1988

**Fewest Balks, Season**

0 ..... Orlando, 138 games, 1975  
 Mobile, 138 games, 2003  
 Pensacola, 138 games, 2015  
 Mobile, 138 games, 2016

*Italic indicates a single-season or single-game record that was tied or broken during the 2018 season.*



## FIELDING AVERAGE

<b>Highest Fielding Average, Season</b>	
.985.....	Pensacola (140 games), 2017 <i>Montgomery (140 games), 2018</i>
<b>Lowest Fielding Average, Leader, Season</b>	
.953.....	Knoxville (138 games), 1967

## CHANCES, PUTOUTS, &amp; ASSISTS

<b>Most Total Chances, Season</b>	
5,778.....	Jacksonville (144 games), 1995 (3,860 PO, 1,779 A, 139 E)
<b>Most Total Chances, Game</b>	
99*.....	Savannah vs. Columbus, April 14, 1973 [*23 innings (69 PO, 21 A, 9 E)]
<b>Most Total Chances, Game (9 innings)</b>	
55.....	Columbus vs. Chattanooga, April 13, 1984 (27 PO, 25 A, 3 E)
<b>Most Total Chances, Both Clubs, Game</b>	
195*.....	Savannah (99) vs. Columbus (96) *23 innings, April 14, 1973
<b>Most Putouts, Season</b>	
3,967.....	Carolina, 144 games, 1995
<b>Most Assists, Season</b>	
1,779.....	Jacksonville, 144 games, 1995
<b>Most Assists, Game</b>	
34*.....	Knoxville vs. Huntsville * 18 innings, June 10, 1990
<b>Most Assists, Game (9 innings)</b>	
25.....	Columbus vs. Chattanooga, April 13, 1984
<b>Most Assists, Both Clubs, Game</b>	
53*.....	Savannah (28) vs. Chattanooga (25) *21 innings, July 29, 1978

*Italic indicates a single-season or single-game record that was tied or broken during the 2018 season.*

## ERRORS

<b>Most Errors, Season</b>	
240.....	Nashville (147 games), 1984
<b>Fewest Errors, Season</b>	
76.....	Montgomery (140 games), 2018
<b>Most Errors, Game</b>	
9.....	Birmingham vs. Memphis, April 17, 1971 Biloxi vs. Montgomery, April 10, 2017
<b>Most Errors, Both Clubs, Game</b>	
12.....	Savannah (6) vs. Charlotte (6), April 16, 1978
<b>Most Errors, Both Clubs, Doubleheader</b>	
17.....	Birmingham (11) vs. Knoxville (6), May 27, 1967

## PASSED BALLS

<b>Most Passed Balls, Season</b>	
42.....	Macon (141 games), 1966 Asheville (140 games), 1973
<b>Fewest Passed Balls, Season</b>	
2.....	Mississippi (139 games), 2014
<b>Most Passed Balls, Game</b>	
5.....	Asheville vs. Orlando, April 15, 1973

## DOUBLE &amp; TRIPLE PLAYS

<b>Most Double Plays, Season</b>	
182.....	Charlotte (140 games), 1977
<b>Most Double Plays, Game</b>	
6.....	Several Times Last: Orlando vs. Greenville June 3, 1987
<b>Most Double Plays, Both Clubs, Game</b>	
9.....	Jacksonville (5) vs. Chattanooga (4), June 4, 1979
<b>Most Triple Plays, Season</b>	
3.....	Memphis (146 games), 1984



## LEAGUE MEMBERSHIP

CLUB	YEARS	YEARS IN LEAGUE
Asheville	11	1964-66, 1968-75
Biloxi	4	2015-Present
Birmingham	49	1964-65, 1967-75, 1981-Present
Carolina	21	1991-2011
Charlotte	26	1964-72, 1976-92
Chattanooga	45	1964-65, 1976-Present
Columbus	25	1964-66, 1969-90
Evansville	3	1966-68
Greenville	21	1984-2004
Huntsville	30	1985-2014
West Tenn/Jackson	21	1998-2010 (WTN), 2011-Present (JXN)
Jacksonville	49	1970-Present
Lynchburg	2	1964-65
Macon	3	1964, 1966-67
Memphis	20	1978-97
Mississippi	14	2005-Present
Mobile	24	1966, 1970, 1997-Present
Montgomery	31	1965-80, 2004-Present
Nashville	9	1978-84, 1993-94
Orlando	31	1973-2003
Pensacola	7	2012-Present
Port City	2	1995-96
Savannah	16	1968-83
Knoxville/Tennessee	51	1964-67, 1972-1999 (KNX), 2000-Present (TNS)

## COMPOSITE RECORDS BY WIN PCT

CLUB	G	WON	LOST	W/L PCT.
Lynchburg	279	156	123	.559
Nashville	1290	710	580	.550
Biloxi	553	302	251	.546
Asheville	1529	799	730	.523
Montgomery	4304	2230	2074	.518
Jacksonville	6876	3518	3358	.512
Charlotte	3698	1885	1813	.510
West Tenn/Jackson	2917	1475	1442	.506
Mobile	3320	1675	1645	.505
Greenville	2953	1483	1470	.502
Huntsville	4211	2112	2099	.502
Savannah	2240	1113	1127	.497
Memphis	2857	1418	1439	.496
Chattanooga	6316	3128	3188	.495
Orlando	4353	2155	2198	.495
Birmingham	6871	3381	3490	.492
Knoxville/Tennessee	7165	3507	3658	.489
Pensacola	971	474	497	.488
Mississippi	1929	938	991	.486
Columbus	3514	1705	1809	.485
Carolina	2925	1397	1528	.478
Evansville	418	199	219	.476
Macon	420	197	223	.469
Port City	282	118	164	.418



## COMPOSITE PLAYOFF STANDINGS (1964-2018)

CLUB	APPEARANCES	TITLES	RUNNER-UP	WON	LOST	PCT.
Montgomery	12	7	3	34	21	.618
Mobile	8	5	1	30	20	.600
Biloxi	2	0	2	9	7	.563
Orlando	9	3	3	29	23	.558
West Tenn/Jackson	9	3	3	33	28	.541
Charlotte	8	4	2	20	17	.541
Birmingham	16	7	3	50	43	.538
Jacksonville	20	6	8	64	58	.525
Carolina	7	2	2	25	24	.510
Nashville	7	2	1	19	19	.500
Huntsville	14	3	5	44	46	.489
Columbus	4	3	1	11	12	.478
Mississippi	4	1	1	11	12	.478
Greenville	9	2	2	25	29	.463
Chattanooga	15	3	4	37	46	.446
Memphis	7	1	1	15	21	.417
Knoxville/Tennessee	18	3	5	38	54	.413
Pensacola	4	1	0	5	9	.357
Savannah	5	0	1	5	12	.294
Asheville	2	1	4	1	5	.167
Lynchburg	-	1	-	-	-	----

Current Southern League members in **bold**. Evansville, Macon, and Port City did not qualify for the playoffs during their time in the league.

## SOUTHERN LEAGUE TITLES

<b>Most League Titles</b>	
7.....Montgomery	
1972, 1973, 1975, 1976, 1977, 2006, 2007	
Birmingham	
1967 <sup>^</sup> , 1983, 1987, 1989, 1993, 2002, 2013	
<b>Most Titles, Consecutive Years</b>	
3.....Montgomery: 1975, 1976, 1977	
<b>Most Titles, Consecutive Appearances</b>	
7.....Montgomery	
1972, 1973, 1975, 1976, 1977, 2006, 2007	

## CHAMPIONSHIP RUNNER-UP

<b>Most Times League Runner-Up</b>	
8.....Jacksonville	
1973*, 1974*, 1977, 1982, 1983, 1998, 2000, 2002	
<b>Most Times Runner-Up, Consecutive Appearances</b>	
5.....Jacksonville: 1973, 1974, 1977, 1982, 1983	
<b>Most Times Runner-Up, Consecutive Years</b>	
2.....Asheville, 1971-72, Jacksonville, 1973-74	
Orlando, 1975-76, Jacksonville, 1982-83,	
Greenville, 1988-89, Chattanooga, 1995-96,	
Huntsville, 2006-07	

## DIVISION SERIES

<b>Most Division Series Titles</b>	
14.....Jacksonville	
1977, 1982, 1983, 1987, 1990, 1996,	
2000, 2001, 2002, 2009, 2010, 2014	
<b>Most Times, Division Series Runner-Up</b>	
10.....Tennessee	
1982, 1985, 1986, 1991, 1997,	
1998, 1999, 2003, 2007, 2013	

\* Before the expanded playoff format (1976), the championship series was between the two overall regular season division winners. The wild card was introduced in 1982. Montgomery (1977) and Knoxville (1978) did not face an opponent in the division series.

<sup>^</sup>Regular season SL champion, defeated Albuquerque 4-2 to win the Dixie Series championship. Neither Dixie Series (1967) or Dixie Association (1971) games (vs. Texas League competition) are included in the above composite playoff standings.

## POSTSEASON APPEARANCES

<b>Most Appearances</b>	
20.....Jacksonville	
1973-74, 1977, 1982-83, 1986-88, 1990, 1996, 1998,	
2000-02, 2005-06, 2009-10, 2014, 2017	
<b>Most Consecutive Appearances</b>	
6.....Nashville, 1979-84	
Birmingham, 2000-05	
<b>Longest Active Appearance Streak</b>	
4.....Montgomery, Pensacola (2015-)	

## GAMES WON/LOST

<b>Most Playoff Games</b>	
122.....Jacksonville, 20 appearances	
<b>Most Playoff Wins</b>	
64.....Jacksonville, 20 appearances	
<b>Most Playoff Losses</b>	
58.....Jacksonville, 20 appearances	
<b>Highest Playoff Winning Percentage</b>	
.618.....Montgomery (34-21), 12 appearances	
<b>Lowest Playoff Winning Percentage</b>	
.167.....Asheville (1-5), 2 appearances	

## HALVES WON

<b>Most Halves Won</b>	
21.....Jacksonville	
1st: 1982, '86, '96, '98, 2001, '05, '06, '10	
2nd: 1977, '82, '83, '87, '90, '96,	
2000, '01, '02, '09, '10, '14, '17	
<b>Most First-Halves Won</b>	
10.....Birmingham	
1983, '87, '89, '91, 2000, '02, '08, '09, '11, '13	
<b>Most Second-Halves Won</b>	
13.....Jacksonville	
1977, '82, '83, '87, '90, '96,	
2000, '01, '02, '09, '10, '14, '17	

## Most Times Winning Both Halves

4.....Jacksonville: 1982, 1996, 2001, 2010	
--	--

## Most Consecutive Halves Won

4.....Tennessee, 2009-2011	
Pensacola, 2015-2017	



## 2018 SOUTHERN LEAGUE ATTENDANCE

CLUB	TOTAL	OPENINGS	AVERAGE
Birmingham	391,061	5,751	68
Jacksonville	317,335	5,037	63
Tennessee	308,069	4,668	66
Pensacola	300,002	4,348	69
Montgomery	238,538	3,408	70
Chattanooga	214,811	3,206	67
Biloxi	160,364	2,430	66
Mississippi	151,352	2,259	67
Jackson	110,798	1,654	67
Mobile	69,504	1,121	62
<b>Regular season total</b>	<b>2,261,834</b>	<b>665</b>	<b>3,401</b>
Postseason Attendance	21,234	13	1,633
All-Star Game	8,500	1	8,500
<b>League total</b>	<b>2,291,568</b>	<b>679</b>	<b>3,375</b>

## YEARLY SOUTHERN LEAGUE ATTENDANCE

YEAR	ATTENDANCE	YEAR	ATTENDANCE	YEAR	ATTENDANCE	YEAR	ATTENDANCE
1964	484,180	1978	1,054,658	1992	2,318,080	2006	2,445,800
1965	380,094	1979	1,482,437	1993	2,408,578	2007	2,517,817
1966	362,180	1980	1,761,192	<b>1994</b>	<b>2,589,072</b>	2008	2,460,838
1967	240,566	1981	1,911,436	1995	2,260,750	2009	2,284,201
1968	324,487	1982	1,909,527	1996	2,091,070	2010	2,209,830
1969	333,516	1983	1,707,506	1997	2,305,073	2011	2,175,505
1970	358,354	1984	1,617,454	1998	2,394,208	2012	2,152,852
1971	333,906	1985	1,434,294	1999	2,332,712	2013	2,316,591
1972	434,274	1986	1,604,758	2000	2,424,846	2014	2,367,710
1973	443,812	1987	1,557,052	2001	2,403,948	2015	2,364,879
1974	491,580	1988	1,554,943	2002	2,261,781	2016	2,325,870
1975	398,802	1989	1,663,735	2003	2,283,659	2017	2,339,085
1976	566,329	1990	1,859,367	2004	2,445,989	2018	2,261,834
1977	540,303	1991	2,127,828	2005	2,416,231		

## ATTENDANCE RECORDS

<b>Highest Single Season Attendance, League</b>	
2,589,072.....1994 Season	
<b>Highest Single Season Attendance, Club</b>	
575,676.....Nashville, 1980	
<b>Highest Single Game Attendance</b>	
22,315.....Nashville, August 18, 1982	





OFFICIAL SIGNAGE  
SUPPLIER OF



# BASEBALL STADIUM SIGNAGE

amigraphics.com • 603-664-7174



223 Drake Hill Rd. Strafford, NH 03884  
amigraphics.com | 603-664-7174

© All Minor League Baseball trademarks  
and copyrights are used with permission.  
All rights reserved. Visit MiLB.com.

# INDIVIDUAL RECORDS







## GAMES PLAYED

## Most Games Played, Season

146 ..... Doug Baker, Birmingham, 1983  
Jesus Alfaro, Charlotte, 1984

## AT BATS

## Most Times At-Bat, Season

588 ..... Stan Younger, Birmingham, 1981

## Most Times At-Bat, Game

11 ..... \*Jesus de la Rosa, Columbus, April 14, 1973  
\*Kenneth Reed, Columbus, April 14, 1973  
\*Toy McCord, Savannah, April 14, 1973  
\*23-inning game

## RUNS

## Most Runs Scored, Season

129 ..... Mike Neill, Huntsville, 1997

## Most Runs Scored, Game

6 ..... Ted Kubiak, Birmingham, August 12, 1965  
Kenneth Smith, Savannah, May 21, 1979

## BATTING AVERAGE

## Highest Batting Average, Season

.385 ..... Kevin Coughlin, Birmingham, 1995

## Lowest Batting Average, Leader, Season

.297 ..... Minnie Mendoza, Charlotte, 1967

## ON-BASE PERCENTAGE\*

## Highest On-Base Percentage, Season

.457 ..... Jeremy Hermida, Carolina, 2005

## Lowest On-Base Percentage, Season

.384 ..... Nick Solak, Montgomery, 2018

## SLUGGING PERCENTAGE\*

## Highest Slugging Percentage, Season

.626 ..... Paul Goldschmidt, Mobile, 2011

## Lowest Slugging Percentage, Season

.497 ..... Joc Pederson, Chattanooga, 2013

## OPS\*

## Highest OPS, Season

1.061 ..... Paul Goldschmidt, Mobile, 2011

## Lowest OPS, Leader, Season

.849 ..... Kevin Medrano, Jackson, 2018  
Rudy Flores, Jackson, 2018

## RUNS BATTED IN

## Most Runs Batted In, Season

146 ..... Gabe Kapler, Jacksonville, 1998

## Most Runs Batted In, Game

9 ..... Tommie Reynolds, Birmingham, Sept. 9, 1964  
Mike Reinbach, Asheville, June 12, 1972  
Jose Canseco, Huntsville, June 24, 1985  
Butch Garcia, Charlotte, August 4, 1989  
Jake Marisnick, Jacksonville, May 30, 2013  
Trent Giambrone, Tennessee, July 5, 2018

## TOTAL BASES

## Most Total Bases, Season

319 ..... Gabe Kapler, Jacksonville, 1998

## Most Total Bases, Game

17 ..... George Kalafatis, Montgomery, July 1, 1969  
(1-1B, 4-HR)  
Jon Griffin, Mobile, May 21, 2014  
(1-1B, 4-HR)

## HITS

## Most Hits, Season

187 ..... Kevin Rhomberg, Chattanooga, 1981

## Most Hits, Game

6 ..... 14 times  
Last: Jim Gallagher, Birmingham, April 18, 2010

## Most Hits, Doubleheader

9 ..... Jose Olmeda, Greenville, July 16, 1993

## Most Extra-Base Hits, Season

81 ..... Gabe Kapler, Jacksonville, 1998  
(47-2B, 6-3B, 28-HR)

## Most Extra-Base Hits, Game

5 ..... Mike Brown, Carolina, April 16, 1994  
(4-2B, 1-3B)

## Most Total Bases On Extra-Base Hits, Season

224 ..... Gabe Kapler, Jacksonville, 1998  
(47-2B, 6-3B, 28-HR)

## Most Singles, Season

155 ..... Buck Showalter, Nashville, 1980

## Most Singles, Game

6 ..... Daniel Rourke, Knoxville, April 29, 1974  
Mike Randle, Orlando, July 3, 1989

## Most Doubles, Season

47 ..... Gabe Kapler, Jacksonville, 1998  
Robert Fick, Jacksonville, 1998

## Most Doubles, Game

4 ..... Mike Brown, Carolina, April 16, 1994  
Jimmy Rohan, Jacksonville, July 26, 2006  
Miguel Sano, Chattanooga, June 26, 2015

## Most Triples, Season

19 ..... Alan Trammell, Montgomery, 1977

## Most Triples, Game

3 ..... Henry Flesh, Charlotte, April 12, 1977  
Donn Seidholz, Knoxville, May 17, 1977  
Albert Hall, Savannah, April 17, 1981  
Ivan Calderon, Chattanooga, April 19, 1983  
Paul Hollins, Chattanooga, April 20, 1986  
Robinson Chirinos, Tennessee, May 15, 2008

## Most Home Runs, Season

42 ..... Tim Laudner, Orlando, 1981

## Most Home Runs, Game

4 ..... George Kalafatis, Montgomery, July 1, 1969  
Jon Griffin, Mobile, May 21, 2014

## Most Grand Slams, Season

4 ..... Shane Monahan, Memphis, 1997

## Hit For The Cycle

43 times  
Last: P.J. Higgins, Tennessee, September 1, 2018

*Complete List on Page 118*

*Italic indicates a single-season or single-game record that was tied or broken during the 2018 season.*

*\*Since 2005 when MLBAM began tracking statistics*



## SACRIFICE HITS

## Most Sacrifice Hits, Season

25 ..... Angel Escobar, Huntsville, 1989

## Most Sacrifice Hits, Game

3 ..... Robert Lasko, Columbus, June 24, 1966  
Jim MacDonnell, Asheville, July 2, 1971  
Gary Weinberger, Jacksonville, July 17, 1986  
Tony Womack, Carolina, August 12, 1995  
Omar Poveda, Jacksonville, July 22, 2011  
Matt Tomshaw, Jacksonville, July 25, 2017

## Most Sacrifice Flies, Season

15 ..... Jason Wood, Huntsville, 1994

## Most Sacrifice Flies, Game

3 ..... Kevin Sliwinski, Knoxville, September 2, 1985  
Henry Manning, Birmingham, April 25, 1995

## BASE ON BALLS

## Most Base On Balls, Season

128 ..... Gary Jones, Huntsville, 1986

## Most Base On Balls, Game

6 ..... Joey Rickard, Montgomery, July 7, 2015

## Most Intentional Base On Balls, Season

18 ..... Troy Neel, Huntsville, 1991  
Carlos Delgado, Knoxville, 1993

## Most Intentional Base On Balls, Game

4 ..... Jack Pierce, Savannah, August 7, 1972  
\*17 innings, 1st game of DH

## STOLEN BASES

## Most Stolen Bases, Season

102 ..... Donell Nixon, Chattanooga, 1984

## Most Stolen Bases, Game

6 ..... Alexis Marte, Orlando, June 25, 1986

## Most Times Caught Stealing, Season

30 ..... Mike Cole, Greenville, 1984

## Most Times Caught Stealing, Game

3 ..... Pablo Martinez, Greenville, May 29, 1999

## STRIKEOUTS

## Most Strikeouts, Season

218 ..... Rondal Rollin, Birmingham (140 games), 1987

## Most Strikeouts, Game

6 ..... Denny Almonte, Jackson, April 15, 2012  
\*16 innings

## Fewest Strikeouts, Season

5 ..... Ike Futch (535 PA), Columbus, 1964

## HIT BY PITCH

## Most Times Hit By Pitch, Season

32 ..... Rusty Crockett, Charlotte, 1990

## Most Times Hit By Pitch, Game

3 ..... Several Times  
Last: Adam Eaton, Mobile, July 7, 2011

*Italic indicates a single-season or single-game record that was tied or broken during the 2018 season.*

*\*Since 2005 when MLBAM began tracking statistics*

## DOUBLE PLAYS

## Most Times Ground Into Double Play, Season

32 ..... Carlos Lee, Birmingham, 1998

## Most Times Ground Into Double Play, Game

3 ..... 22 Times  
Last: Jaime Pedroza, Mississippi, August 26, 2013

## REACH ON INTERFERENCE

## Most Times Awarded First On Interference, Season

8 ..... Charles Chant, Birmingham, 1972  
Jim Scranton, Jacksonville, 1983

## BATTING STREAKS

## Longest Hitting Streak

33 games ..... Greg Tubbs, Greenville  
July 28-August 29, 1987 (49 hits; 8-2B, 3-3B, 1-HR)

## Longest Home Hitting Streak\*

19 games ..... 5x  
MR: Cedric Hunter, Mississippi, Jul 20 - Aug. 31, 2014

## Longest Road Hitting Streak\*

26 games ..... C.J. Retherford, Birmingham  
April 13 - June 19, 2009

## Longest On-Base Streak\*

53 games ..... Mat Gamel, Huntsville  
April 13 - June 7, 2008

## Longest Home On-Base Streak\*

42 games ..... Brent Rooker, Chattanooga  
April 18 - July 14, 2018

## Longest Road On-Base Streak\*

42 games ..... Matt Young, Mississippi  
April 14 - July 10, 2009

## Most Consecutive Hits

11 ..... Matt Young, Mississippi, July 24-27, 2008

## Most Consecutive Multi-Hit Games\*

9 ..... Tyler Kuhn, Birmingham, June 29 - July 17, 2011  
Eloy Jimenez, Birmingham, April 30 - May 9, 2018

## Most Consecutive Games, Home Run

6 ..... Derrek Lee, Memphis, June 2-8, 1996  
Peter O'Brien, Jacksonville, June 6-11, 2018

## Most Consecutive Games, Run Scored

17 ..... Mark Sobolewski, Huntsville  
April 17 - May 4, 1994 (22 runs scored)

## Most Consecutive Games, Season, No Strikeouts

91 ..... Ike Futch, Columbus, 1964



## WINNING PERCENTAGE

**Highest Winning Percentage, Season**  
 .923 ..... Tommy Kramer (12-1), Chattanooga, 1995  
**Lowest Winning Percentage, Leader**  
 .667 ..... Will Savage (12-6), Chattanooga, 2011

## EARNED RUN AVERAGE

**Lowest Earned Run Average, Qualifier, Season**  
 1.21 ..... Travis Wood, Carolina, 2009  
**Highest Earned Run Average, Leader**  
 3.63 ..... Russ Herbert, Birmingham, 1997

## COMPLETE GAMES

**Most Complete Games, Season**  
 20 ..... Ken Dixon, Charlotte, 1984  
**Most Consecutive Complete Games, Season**  
 10 ..... Paul Siebert, Columbus, June 13-July 28, 1974  
 Ronald Bell, Chatt., May 31-July 16, 1977

## SHUTOUTS

**Most Shutouts, Season**  
 6 ..... Chips Swanson, Montgomery, 1973  
 George Cappuzzello, Montgomery, 1980

**Most Consecutive Shutouts**  
 3 ..... Herb Hutson, Asheville, 1972  
 vs. Knoxville, May 15  
 vs. Jacksonville, May 26  
 vs. Charlotte, May 31

Greg Thayer, Orlando, 1975  
 vs. Montgomery, August 12  
 vs. Birmingham, August 17  
 vs. Birmingham, August 22

Roy Branch, Jacksonville, 1977  
 vs. Knoxville, August 11  
 vs. Montgomery, August 15  
 vs. Montgomery, August 22

Ralph Treuel, Montgomery, 1978  
 vs. Chattanooga, August 11  
 vs. Charlotte, August 15  
 vs. Memphis, August 19

**Longest Extra-Inning Shutout By Inning**  
 13 ..... Bill Campbell, Charlotte vs. Montgomery  
 June 4, 1972

## GAMES

**Most Games Pitched, Season**  
 78 ..... Laddie Renfroe, Charlotte, 1989  
**Most Games Started, Season**  
 35 ..... Jose Mesa, Knoxville, 1987  
**Most Consecutive Games Started, Season**  
 35 ..... Jose Mesa, Knoxville, 1987

## INNINGS PITCHED

**Most Innings Pitched, Season**  
 240.0 ..... Ken Dixon, Charlotte, 1984  
**Most Innings Pitched, Game**  
 15.0 ..... William Whitby, Charlotte vs. Knoxville  
 July 25, 1965

## WINS

**Most Wins, Season**  
 20 ..... Manly Johnston, Lynchburg, 1964  
**Most Consecutive Wins**  
 12 ..... 5 times  
 Last: Arnie Munoz, Birmingham  
 April 5, 2002 - May 13, 2004

**Most Wins Against One Club, Season**  
 6 ..... Bill Ferrell, Charlotte vs. Knoxville, 1967  
**Most Consecutive Calendar Days, Winner**  
 3 ..... Milt Osteen, Knoxville; July 3-4-5, 1965  
 Ed Nottle, Evansville; May 30-June 1, 1968

## LOSSES

**Most Losses, Season**  
 17 ..... Kent Bottenfield, Jacksonville, 1989  
**Most Consecutive Losses**  
 17 ..... Tyler Pike, Jackson/Mississippi  
 August 16, 2014 - August 5, 2018 (active streak)  
**Most Losses Against One Club, Season**  
 6 ..... Robert Galasso, Asheville vs. Knoxville, 1973

## SAVES/RELIEF APPEARANCES

**Most Saves, Season**  
 37 ..... Matt Peterson, Jacksonville, 2009  
**Most Consecutive Saves, Season**  
 24 ..... Gabriel Moya, Jackson/Chattanooga  
 April 10-August 29, 2017

**Most Games In Relief, Season**  
 76 ..... Garland Shifflett, Charlotte, 1968  
 Laddie Renfroe, Charlotte, 1989  
 Pete Delkus, Orlando, 1989

**Most Consecutive Games In Relief, Season**  
 76 ..... Pete Delkus, Orlando  
 April 17-August 31, 1989

**Most Games Finished In Relief, Season**  
 62 ..... Garland Shifflett, Charlotte, 1968  
**Most Consecutive Games Finished In Relief, Season**  
 40 ..... Jim Benedict, Memphis  
 April 13-August 6, 1985

## MISCELLANEOUS

**Most Low-Hit Complete Games, Season**  
 8 ..... Walter "Buddy" Harris, Columbus, 1970  
 (1-2H, 1-3H, and 6-4H)

**Most At-Bats Against, Season**  
 886 ..... Ken Dixon, Charlotte, 1984

**Most At-Bats Against, Game**  
 42 ..... Richard Ramos, Memphis vs. Savannah  
 August 6, 1979

**Most At-Bats Against, Extra-Inning Game**  
 53 ..... William Whitby, Charlotte vs. Knoxville  
 July 25, 1965

**Most Decisions, Season**  
 27 ..... Manly Johnston, Lynchburg (20-7), 1964  
 Bryan Oelkers, Orlando (16-11), 1984  
 Doug Simons, Orlando (15-12), 1990

*Italic indicates a single-season or single-game record that was tied or broken during the 2018 season.*



## BATTERS RETIRED

**Most Consecutive Batters Retired, Single Game**  
 27 ..... Chips Swanson, Montgomery vs. Savannah  
 August 14, 1970 (perfect game)  
 Tyler Mahle, Pensacola vs. Mobile  
 April 22, 2017 (perfect game)

## RUNS ALLOWED

**Most Consecutive Scoreless Innings**  
 49.0 ..... Brad Thompson, Tennessee  
 April 14-May 19, 2004

**Most Runs Allowed, Season**  
 131 ..... Jose Mesa, Knoxville, 1987

**Most Runs Allowed, Game**  
 14 ..... John Kaufman, Orlando vs. Greenville  
 May 10, 1999

**Most Runs Allowed, Inning**  
 11 ..... Dennis Stegman, Birmingham vs. Savannah  
 June 11, 1974 (1st game of DH, all unearned)  
 Jose Made, Tennessee vs. Carolina  
 August 31, 2008 (8th inning, all earned)

## EARNED RUNS ALLOWED

**Most Earned Runs Allowed, Season**  
 112 ..... Jose Mesa, Knoxville, 1987  
**Most Earned Runs Allowed, Game**  
 12 ..... 8 times  
 Last: Moises Hernandez, Jackson vs. Tennessee  
 August 8, 2015

**Most Earned Runs Allowed, Inning**  
 11 ..... Jose Made, Tennessee vs. Carolina  
 August 31, 2008 (8th inning)

## HITS ALLOWED

**Most Consecutive Innings, No Hits Allowed**  
 16.1 ..... Robert Long, Charlotte  
 May 23-June 23, 1987

**Most Hits Allowed, Season**  
 238 ..... Jose Lizondro, Lynchburg, 1964

**Most Hits Allowed, Game**  
 18 ..... Dennis O'Toole, Mobile vs. Birmingham  
 June 11, 1970

**Most Hits Allowed, Inning**  
 11 ..... Craig Glassco, Jacksonville vs. Birmingham  
 July 19, 1970 (1st game of DH)

## HOME RUNS ALLOWED

**Most Home Runs Allowed, Season**  
 30 ..... Ken Larsen, Asheville, 1964  
**Most Home Runs Allowed, Game**  
 6 ..... Leo Williams, Knoxville vs. Asheville  
 August 24, 1974

**Most Home Runs Allowed, Inning**  
 4 ..... Leo Williams, Knoxville vs. Asheville  
 August 24, 1974 (8th inning)  
 Robbie Smith, Orlando vs. Chattanooga  
 April 24, 1987 (3rd inning)

## STRIKEOUTS

**Most Strikeouts, Season**  
 225 ..... Chris Floethe, Birmingham, 1971  
**Most Strikeouts, Game**  
 18 ..... Mike Boddicker, Charlotte vs. Knoxville  
 June 7, 1979

**Most Games, 10 or More Strikeouts, Season**  
 11 ..... Chris Floethe, Birmingham, 1971  
 Doug Konieczny, Columbus, 1973

**Most Consecutive Strikeouts**  
 8 ..... Jim Jefferson, Chattanooga vs. Charlotte  
 April 15, 1988  
 Dan Miceli, Carolina vs. Memphis  
 May 6, 1996  
 Anthony Reyes, Tennessee vs. Jacksonville  
 August 16, 2004  
 Nik Turley, Chattanooga vs. Tennessee  
 April 25, 2017

**Most Strikeouts, Inning**  
 5 ..... Tom Dukes, Columbus vs. Chattanooga  
 June 6, 1964 (5th inning)

**Most Strikeouts, Both Starters, Game**  
 26 ..... Don Secrist, Knoxville (13)  
 and Larry Loughlin, Macon (13)  
 June 28, 1966

**Most Strikeouts, Two Consecutive Games**  
 29 ..... James Nash, Mobile  
 June 5 (16) and June 10 (13), 1966

*Italic indicates a single-season or single-game record that was tied or broken during the 2018 season.*





## BASE ON BALLS

**Most Consecutive Innings, No Base On Balls**

43.0.....Randy Leek, Jacksonville  
August 2, 2002 - May 18, 2004

**Most Base On Balls, Season**

146.....Scott Elam, Knoxville, 1982

**Most Base On Balls, Game**

12.....Bob Galasso, Asheville vs. Savannah  
July 2, 1973  
Ken Kravec, Knoxville vs. Birmingham  
August 3, 1973  
Jose Alfaro, Columbus vs. Chattanooga  
April 26, 1977

**Most Base On Balls, Inning**

6.....J. Luke Walker, Asheville vs. Chattanooga  
5th inning (consecutive), May 11, 1964

James Brown, Knoxville vs. Columbus  
2nd inning (consecutive), September 2, 1964

Bob Galasso, Asheville vs. Orlando  
3rd inning (consecutive), June 24, 1973

Jerome Donahue, Montgomery vs. Jacksonville  
July 6, 1973

Barry Smith, Knoxville vs. Orlando  
1st inning (2nd game), June 26, 1976

Thornton "Bean" Stringfellow, Greenville vs. Knoxville  
April 19, 1986

**Fewest Base On Balls, Extra-Inning Game**

0.....Ron Zuber, Savannah vs. Columbus  
12 innings, May 16, 1970

**Most Consecutive Games In Relief, No Base On Balls**

16.....Malcomb Warren, Asheville  
May 3-July 2, 1968

## INTENTIONAL BASE ON BALLS

**Most Intentional Base On Balls, Season**

18.....Geoff Combe, Nashville, 1978

**Most Intentional Base On Balls, Game**

5.....Danny Fife, Montgomery vs. Savannah  
August 7, 1982

**Most Intentional Base On Balls, Inning**

3.....Ed Nottle, Evansville vs. Asheville  
9th inning, May 7, 1968

Chuck Sprinkle, Savannah vs. Montgomery  
13th inning, August 23, 1971

Ramon de los Santos, Columbus vs. Jacksonville  
9th inning, August 23, 1975

Ronald Bell, Chattanooga vs. Columbus  
6th inning (1st game), July 16, 1977

Geoff Combe, Nashville vs. Knoxville  
April 17, 1978

*Italic indicates a single-season or single-game record that was tied or broken during the 2018 season.*

## WILD PITCHES

**Most Wild Pitches, Season**

38.....Jared Mortensen, Montgomery, 2016

**Most Wild Pitches, Game**

5.....Several Times  
Last: Felix Pena, Tennessee vs. Mobile, May 30, 2015

**Most Wild Pitches, Inning**

4.....Jackie Brown, Savannah vs. Columbus  
7th inning, June 30, 1969  
Frank MacCormack, Montgomery vs. Memphis  
2nd inning, May 18, 1979  
Brian West, Birmingham vs. Greenville  
3rd inning, April 5, 2003  
Jeff Kamrath, Montgomery vs. Birmingham  
4th inning (2nd game), May 9, 2008

## BALKS

**Most Balks, Season**

13.....Gino Minutelli, Chattanooga, 1990

**Most Balks, Game**

4.....Greg Thayer  
Orlando vs. Columbus, April 16, 1976

**Most Balks, Inning**

3.....Roy Bethel, Columbus vs. Asheville  
8th inning, April 23, 1972

## SACRIFICES ALLOWED

**Most Sacrifice Hits Allowed, Season**

18.....William Gilbreth, Montgomery, 1970  
Danny Vossier, Charlotte, 1972

**Most Sacrifice Hits Allowed, Game**

4.....4 times  
Last: Mike Jeffcoat  
Chattanooga vs. Knoxville, June 1, 1982

**Most Sacrifice Flies Allowed, Season**

15.....Rob Mattson, Memphis, 1995

**Most Sacrifice Flies Allowed, Game**

4.....Danilo Leon  
Jacksonville vs. Huntsville, July 15, 1989

## HIT BY PITCH

**Most Hit Batters, Season**

22.....Howard Bailey, Montgomery, 1980

**Most Hit Batters, Game**

4.....Several Times  
Last: Dallas Buck, Carolina vs. Mobile, May 18, 2011

**Most Hit Batters, Inning**

4.....Rick Cerey, Carolina vs. Greenville  
7th Inning, July 28, 2002



## FIRST BASEMEN, GAME

**Chances**

33\*.....Tommie Aaron, Savannah, April 14, 1973  
\*23 innings (31 PO, 2 A)

**Putouts**

31\*.....Tommie Aaron, Savannah, April 14, 1973  
\*23 innings

**Assists**

6.....Manny Salinas, Memphis, August 23, 1989  
Eddie Pearson, Birmingham, July 13, 1997

**Errors**

4.....Sean Coughlin, Mobile, August 24, 2010

**Double Plays**

6.....Donald Bowman, Charlotte, June 5, 1981  
Greg Morhardt, Orlando, June 3, 1987  
Mitch Garver, Chattanooga, April 10, 2016

## FIRST BASEMEN, SEASON

**Highest Fielding Average**

.998.....Cameron Seitzer, Montgomery, 2014

**Lowest Fielding Average, Leader**

.984.....Rogelio Álvarez, Knoxville-Evansville, 1967

**Games**

142.....Mike Laga, Birmingham, 1981  
Andres Galarraga, Jacksonville, 1984  
Kevin Sliwinski, Knoxville, 1986

**Chances**

1,386.....Sal Rende, Chattanooga, 1978  
(1,292 PO, 81 A, 13 E)

**Putouts**

1,292.....Sal Rende, Chattanooga, 1978

**Assists**

127.....Joey Votto, Chattanooga, 2006

**Errors**

29.....Jesus de la Rosa, Columbus, 1973

**Fewest Errors, Qualifier**

2.....Cameron Seitzer, Montgomery, 2014

**Most Consecutive Errorless Games**

76.....Mike Squires, Knoxville, June 1 - Aug. 12, 1974  
(660 PO, 40 A)

**Double Plays**

139.....Kevin Sliwinski, Knoxville, 1986

**Fewest Double Plays, Qualifier**

55.....Stephen Wrenn, Savannah, 1970

## SECOND BASEMEN, GAME

**Chances**

20.....Allen Richardson, Orlando, July 25, 1989  
\*17 Innings (7 PO, 442 A, 21 E)

**Putouts**

13\*.....Scott Earl, Birmingham, May 12, 1983  
\*14 innings

**Assists**

12.....\*Allen Richardson, Orlando, July 25, 1989  
\*17 innings  
\*Darrell Woodard, Birmingham, Sept. 1, 1981  
\*13 innings

**Errors**

4.....Eric Owens, Chattanooga, April 16, 1994  
\*Austin Manahan, Orlando, April 23, 1995  
\*18 innings  
David Newhan, Huntsville, July 14, 1997

**Double Plays**

5.....14 times  
Last: Alex Blandino, Pensacola, August 9, 2016

## SECOND BASEMEN, SEASON

**Highest Fielding Average**

.995.....Richard Lewis, West Tenn, 2004

**Lowest Fielding Average, Leader**

.969.....Robert Gilhooley, Montgomery, 1968

**Games**

145.....Tim Raines, Memphis, 1979

**Chances**

823.....Tom Eaton, Charlotte, 1980  
(360 PO, 442 A, 21 E)

**Putouts**

360.....Tom Eaton, Charlotte, 1980

**Assists**

456.....Robert Andrews, Asheville, 1973

**Errors**

32.....Al Newman, Memphis, 1982

**Fewest Errors, Qualifier**

2.....Richard Lewis, West Tenn, 2004

**Most Consecutive Errorless Games**

57.....Jeffrey L. Jacobson, Charlotte  
June 3 - Aug. 4, 1985 (119 PO, 122 A)

**Double Plays**

144.....Wayne Krenchicki, Charlotte, 1977

**Fewest Double Plays, Qualifier**

38.....Fernando Cortez, Montgomery, 2004

*Italic indicates a single-season or single-game record that was tied or broken during the 2018 season.*



## THIRD BASEMEN, GAME

<b>Chances</b>	
12.....	Cesar Nicolas, Mobile, May 27, 2008
<b>Putouts</b>	
7.....	Bob Christian, Montgomery, April 24, 1967
	Harold Thomasson, Jacksonville, April 20, 1976
	Thomas Twellman, Columbus, June 5, 1976
<b>Assists</b>	
10.....	Minnie Mendoza, Charlotte, May 17, 1971
	Gary Gaetti, Orlando, May 16, 1981
<b>Errors</b>	
4.....	8 times
	Last: Jemel Spearman, April 17, 2007
<b>Double Plays</b>	
4.....	Thomas Twellman, Columbus, June 5, 1976
	Cesar Nicolas, May 27, 2008

## THIRD BASEMEN, SEASON

<b>Highest Fielding Average</b>	
.986.....	David Vidal, Pensacola, 2012
<b>Lowest Fielding Average, Leader</b>	
.901.....	Michael Macha, Savannah, 1977
<b>Games</b>	
144.....	Dave Hoeksema, Jacksonville, 1984
<b>Chances</b>	
464.....	Gary Caraballo, Memphis, 1994
	(112 PO, 323 A, 29 E)
<b>Putouts</b>	
142.....	Bill Pecota, Memphis, 1984
<b>Assists</b>	
323.....	Gary Caraballo, Memphis, 1994
<b>Errors</b>	
50.....	Luis De Los Santos, Memphis, 1986
<b>Fewest Errors, Qualifier</b>	
3.....	David Vidal, Pensacola, 2012
<b>Most Consecutive Errorless Games</b>	
47.....	Jason Vosler, Tennessee
	May 8-July 3, 2017
<b>Double Plays</b>	
35.....	Mike Coolbaugh, Huntsville, 1997
<b>Fewest Double Plays, Qualifier</b>	
7.....	Gabe Alvarez, Memphis, 1996
	Rico Washington, Mobile, 2003

## SHORTSTOPS, GAME

<b>Chances</b>	
20*.....	Francisco Matos, Huntsville, June 17, 1991
	*20 innings
<b>Putouts</b>	
11.....	*Joseph Monty, Columbus, June 9, 1969
	*15 innings
	*Brian Murphy, Columbus, June 20, 1969
	*11 innings
<b>Assists</b>	
13.....	Doug Stokke, Columbus, April 29, 1979
<b>Errors</b>	
5.....	Joseph Robinson, Birmingham, April 17, 1971
	Kelly Heath, Jacksonville, July 1, 1978
	Kelly Gruber, Chattanooga, April 15, 1982
	Peter Venturini, Birmingham, July 21, 1986
	Alex Arias, Charlotte, July 23, 1990
<b>Double Plays</b>	
5.....	9 times
	Last: Zach Vincej, Pensacola, August 9, 2016

## SHORTSTOPS, SEASON

<b>Highest Fielding Average</b>	
.991.....	Zach Vincej, Pensacola, 2016
<b>Lowest Fielding Average, Leader</b>	
.939.....	Dave Concepcion, Asheville, 1969
<b>Games</b>	
146.....	Doug Baker, Birmingham, 1983
<b>Chances</b>	
808.....	Alfonso Garcia, Asheville, 1974
	(250 PO, 510 A, 48 E)
<b>Putouts</b>	
278.....	Rob Picciolo, Birmingham, 1975
<b>Assists</b>	
510.....	Alfonso Garcia, Asheville, 1974
<b>Errors</b>	
56.....	Otis Nixon, Nashville, 1981
<b>Fewest Errors, Qualifier</b>	
4.....	Zach Vincej, Pensacola, 2016
<b>Most Consecutive Errorless Games</b>	
49.....	Zach Vincej, Pensacola
	June 27-August 24, 2016
<b>Double Plays</b>	
111.....	James Smith, Charlotte, 1977
<b>Fewest Double Plays, Qualifier</b>	
35.....	Jimmy Kelly, Knoxville, 1988

*Italic indicates a single-season or single-game record that was tied or broken during the 2018 season.*



## OUTFIELDERS, GAME

<b>Chances</b>	
13.....	Glenn Wilson, Birmingham, August 11, 1981
	(12 PO, 1 A)
<b>Putouts</b>	
12.....	Barry Morgan, Montgomery, 1967
	Jeff Williams, Nashville, August 31, 1984; 12 inn.
	Kurt Airoso, Jacksonville, April 25, 1999; 10 inn.
	Keenyn Walker, Birmingham, June 2, 2013
<b>Assists</b>	
4.....	Brian McCall, Lynchburg, June 5, 1964
	James Arline, Savannah, July 2, 1977
	Tom Wiedenbauer, Columbus, June 29, 1979
<b>Errors</b>	
4.....	Cesar Hernandez, Jacksonville, July 30, 1989
<b>Double Plays</b>	
2.....	20 times
	Last: Kelly Dugan, Jackson, August 12, 2017

## OUTFIELDERS, SEASON

<b>Highest Fielding Average</b>	
1.000.....	9 times
	<i>Last: Nathan Lukes, Montgomery, 2018</i>
	(258 PO, 8 A, 4 DP)
<b>Lowest Fielding Average, Leader</b>	
.978.....	Paul Pavelko, Montgomery, 1968
<b>Games</b>	
144.....	Derwin McNealy, Knoxville, 1984
	Ben Johnson, Mobile, 2004
<b>Chances</b>	
433.....	Mike Ondina, Jacksonville, 1974
	(405 PO, 23 A, 5 E)
	Sil Campusano, Knoxville, 1986
	(401 PO, 17 A, 15 E)
<b>Putouts</b>	
405.....	Mike Ondina, Jacksonville, 1978
<b>Assists</b>	
25.....	Barry Morgan, Montgomery, 1967
<b>Errors</b>	
22.....	Jesus de la Rosa, Columbus, 1974
<b>Fewest Errors, Qualifier</b>	
0.....	9 times
	<i>Last: Nathan Lukes, Montgomery, 2018</i>
	(258 PO, 8 A, 4 DP)
<b>Double Plays</b>	
9.....	Jeremy Owens, Montgomery, 2006

*Italic indicates a single-season or single-game record that was tied or broken during the 2018 season.*

## CATCHERS, GAME

<b>Chances</b>	
26*.....	*John Hicks, Jackson, April 21, 2014
	*18 innings (21 PO, 5 A)
<b>Putouts</b>	
23*.....	Howard Wood, Evansville, May 9, 1968
	*18 innings
<b>Assists</b>	
7.....	Steve Liddle, Orlando, August 8, 1987
	*Islay Molina, Huntsville, July 24, 1995
	*12 innings
<b>Errors</b>	
4.....	Josh Phelps, Tennessee, May 1, 2000
<b>Double Plays</b>	
3.....	7 times
	Last: Luke Maile, Montgomery, May 10, 2014
<b>Passed Balls</b>	
5.....	Terry Clapp, Asheville, April 15, 1973

## CATCHERS, SEASON

<b>Highest Fielding Average</b>	
1.000.....	Jesus Sucre, Jackson, 2012
	Ronnie Freeman, Mobile, 2015
<b>Lowest Fielding Average, Leader</b>	
.982.....	John McLaren, Columbus, 1973
<b>Games</b>	
131.....	Dave Van Gorder, Nashville, 1979
	Willie Royster, Charlotte, 1981
<b>Chances</b>	
1002.....	Mark Davis, Mobile, 1998
<b>Putouts</b>	
920.....	Mark Davis, Mobile, 1998
<b>Assists</b>	
120.....	Brian Moon, Huntsville, 2000
<b>Errors</b>	
26.....	Reginald Baldwin, Columbus, 1977
<b>Fewest Errors, Qualifier</b>	
0.....	Jesus Sucre, Jackson
	(690 PO, 79 A)
	Ronnie Freeman, Mobile, 2015
	(455 PO, 37 A)
<b>Most Consecutive Errorless Games</b>	
88.....	Jesus Sucre, Jackson
	April 5-September 3, 2012 (690 PO, 79A)
<b>Double Plays</b>	
15.....	Frederico Velazquez, Birmingham, 1968
	William Ferguson, Asheville, 1970
<b>Passed Balls</b>	
35.....	John Griffin, Macon, 1966
<b>Fewest Passed Balls, Qualifier</b>	
1.....	Braeden Schlehuber, Mississippi, 2014



## PITCHERS, GAME

<b>Chances</b>
9.....*Michael Burns, Montgomery, August 5, 1977 * 7-inning game (Game 2 of doubleheader) Rich Stoll, Jacksonville, June 12, 1984 John Salles, Charlotte, June 7, 1991
<b>Putouts</b>
6.....Lewis Olsen, Jacksonville, July 5, 1977 Colin McLaughlin, Knoxville, June 22, 1981
<b>Assists</b>
9*.....Michael Burns, Montgomery, August 5, 1977 * 7-inning game (Game 2 of doubleheader)
<b>Errors</b>
4.....Josh Hall, Chattanooga, July 13, 2002
<b>Double Plays</b>
3.....Tim Stoddard, Charlotte, May 1, 1977 Jeffrey E. Gilbert, Charlotte, May 30, 1985

## PITCHERS, SEASON

<b>Games</b>
78.....Laddie Renfro, Charlotte, 1989
<b>Chances</b>
69.....Robin Fuson, Chattanooga, 1982 (32 PO, 37 A)
<b>Putouts</b>
32.....Robin Fuson, Chattanooga, 1982
<b>Assists</b>
51.....Mark Langston, Chattanooga, 1983
<b>Errors</b>
10.....Marcus Moore, Knoxville, 1992 Ryan Kibler, Carolina, 2002
<b>Consecutive Errorless Games</b>
77.....Garland Shifflett, Charlotte April 18-Sept. 1, 1968 (10 PO, 34 A)
<b>Double Plays</b>
9.....Lee Guetterman, Chattanooga, 1984

*Italic indicates a single-season or single-game record that was tied or broken during the 2018 season.*

**Thank You Southern League!**  
PROUD PARTNER FOR THE 2019 SEASON



## BATTING CHAMPIONS

YEAR	PLAYER	CLUB	AVG	G	AB	R	H	TB	2B	3B	HR	RBI	SO	BB	SB
1964	Len Boehmer	MAC	.329	140	511	85	168	254	32	3	16	81	41	41	7
1965	Gerald Reimer	KNOX	.310	132	506	72	157	240	24	7	15	74	42	33	7
1966	John Fenderson	KNOX	.324	115	429	80	139	216	14	15	11	87	99	34	19
1967	Minnie Mendoza	CHAR	.297	134	528	62	157	180	21	1	0	40	24	27	16
1968	Arlie Burge	ASH	.317	123	438	73	139	190	22	4	7	36	42	36	10
1969	Don Anderson	ASH	.324	133	472	83	153	250	25	9	18	100	74	69	1
1970	Steve Brye	CHAR	.307	106	374	52	115	170	17	10	6	48	39	53	3
1971	Minnie Mendoza	CHAR	.316	131	516	80	163	90	18	3	1	55	46	43	9
1972	Mike Reinbach	ASH	.346	136	488	123	169	301	32	5	30	109	81	97	10
1973	Rob Andrews	ASH	.309	138	541	98	167	226	25	11	4	80	67	52	5
1974	Nyles Nyman	KNOX	.325	125	510	87	166	221	25	9	4	69	59	48	24
1975	Chuck Heil	ASH	.322	115	423	60	136	189	15	4	10	57	35	28	3
1976	Larry Foster	KNOX	.311	106	338	53	105	160	14	1	13	57	72	82	10
1977	Mark Corey	CHAR	.310	133	409	76	152	233	26	5	15	76	82	50	10
1978	Joe Gates	KNOX	.332	133	485	85	161	201	18	5	4	53	73	57	38
1979	Joe Charboneau	CHA	.352	109	372	70	131	222	24	2	21	78	49	47	6
1980	Chris Bando	CHA	.349	121	404	78	141	214	31	3	12	73	49	68	1
1981	Kevin Rhomberg	CHA	.366	141	511	104	187	242	24	14	1	55	59	84	74
1982	Ken Baker	BIR	.342	112	409	67	140	213	24	5	13	70	37	64	9
1983	Ivan Calderon	CHA	.311	139	546	92	170	267	34	15	11	80	70	34	25
1984	Doc Estes	GRN	.341	138	510	94	174	220	22	6	4	87	35	78	25
1985	Bruce Fields	BIR	.323	114	421	59	136	174	24	4	2	41	50	54	9
1986	Brick Smith	CHA	.344	128	474	80	163	274	38	2	23	101	36	63	3
1987	David Myers	CHA	.328	120	488	72	160	224	33	2	9	69	33	30	1
1988	Wallace Davis	CHAR	.301	101	412	62	124	200	23	7	13	82	40	24	17
1989	Scott Leius	ORL	.303	99	346	49	105	143	22	2	4	45	74	38	3
1990	Adam Casillas	CHA	.336	123	378	56	127	165	27	1	3	64	29	76	2
1991	Jim Bowie	JAX	.310	123	448	51	139	194	25	0	10	67	67	36	3
1992	Scott Pose	CHA	.342	136	526	87	180	224	22	8	2	45	66	63	21
1993	Jim Bowie	HVL	.333	138	501	77	167	244	33	1	14	101	52	56	8
1994	Trey Beamon	CAR	.323	112	434	69	140	191	18	9	5	47	53	33	24
1995	<b>Kevin Coughlin*</b>	BIR	<b>.385</b>	<b>96</b>	<b>327</b>	<b>56</b>	<b>126</b>	<b>168</b>	<b>29</b>	<b>2</b>	<b>3</b>	<b>49</b>	<b>43</b>	<b>34</b>	<b>5</b>
1996	Dan Rohrmeier	MEM	.344	134	471	98	162	279	29	2	28	95	76	77	2
1997	Mike Neill	HVL	.340	122	486	129	165	241	30	2	14	80	113	72	16
1998	Jason LaRue	CHA	.365	105	386	71	141	238	39	8	14	82	40	60	4
1999	Brady Clark	CHA	.326	138	506	103	165	261	37	4	17	75	58	89	25
2000	Juan Pierre	CAR	.326	107	439	63	143	167	16	4	0	32	26	33	16
2001	Ben Broussard	CHA	.320	100	353	81	113	209	27	0	23	69	69	61	10
2002	Bobby Darula	CHA	.325	96	323	48	105	142	17	4	4	36	27	43	10
2003	Chris Aguila	CAR	.320	93	337	58	108	168	21	3	11	55	67	36	6
2004	Napoleon Calzado	GRN	.359	119	449	68	161	227	28	7	8	59	59	22	18
2005	Jerry Owens	BIR	.331	130	522	99	173	212	21	6	2	52	72	52	38
2006	Joey Votto	CHA	.319	136	508	85	162	278	46	2	22	77	109	78	24
2007	Javier Brito	MOB	.327	127	440	72	144	210	29	2	11	72	90	78	1
2008	Angel Salome	HVL	.360	98	367	67	132	205	30	2	13	83	33	57	3
2009	Ezequiel Carrera	JXN	.337	91	329	68	111	137	12	4	2	38	62	59	27
2010	Dave Sappelt*	CAR	.361	89	330	53	119	181	19	8	9	62	46	31	15
2011	Scott Van Slyke	CHA	.348	130	457	81	159	272	45	4	20	92	100	65	6
2012	Omar Luna	MTG	.315	122	470	63	148	183	20	3	3	57	42	38	19
2013	Justin Greene	MOB	.308	117	380	75	117	157	19	6	1	30	74	42	31
2014	Jake Lamb	MOB	.318	103	374	60	119	206	35	5	14	79	99	50	0
2015	Willson Contreras	TNS	.333	126	454	71	151	217	34	4	8	75	62	57	4
2016	Ozzie Albies*	MIS	.321	82	330	56	106	154	22	7	4	33	57	33	21
2017	Braxton Lee	MTG/JAX	.309	127	476	81	147	183	21	3	3	37	104	65	20
2018	Kevin Medrano	JXN	.331	96	369	54	122	174	30	5	4	48	71	28	9

\* - awarded batting title under MLB Rule 9.22(a) | **Bold** = SL record for Batting Average





## RUNS

1964	Dick Kenworthy, Lynchburg.....	99
1965	Roy White, Columbus.....	103
1966	Sam Thompson, Knoxville.....	114
1967	Reggie Jackson, Birmingham.....	84
1968	Paul Pavelko, Montgomery.....	93
1969	Robert Brooks, Birmingham.....	102
1970	Harold Hodge, Savannah.....	72
	Fred Smith, Savannah.....	72
1971	Ken Hottman, Asheville.....	99
1972	Mike Reinbach, Asheville.....	123
1973	Rob Andrews, Asheville.....	98
1974	Nyls Nyman, Knoxville.....	87
1975	Calvin Partley, Columbus.....	82
1976	Jim Obradovich, Orlando.....	84
1977	Jeffrey Cox, Chattanooga.....	78
	Alan Trammell, Montgomery.....	78
1978	Joe Gates, Knoxville.....	85
1979	Tim Raines, Memphis.....	104
1980	Steve Balboni, Nashville.....	101
1981	Thad Wilborn, Nashville.....	106
1982	Mike Fuentes, Memphis.....	105
1983	George Foussianes, Birmingham.....	106
1984	Mike Cole, Greenville.....	105
1985	Alexis Marte, Orlando.....	117
1986	Gary Jones, Huntsville.....	116
1987	Bernie Tatis, Knoxville.....	101
1988	Rafael Skeete, Charlotte.....	89
1989	Rich Amaral, Birmingham.....	90
1990	Jarvis Brown, Orlando.....	104
1991	Ron Coomer, Birmingham.....	81
1992	Scott Pose, Chattanooga.....	87
1993	Alex Gonzalez, Knoxville.....	93
1994	Kerwin Moore, Huntsville.....	97
1995	Essex Burton, Birmingham.....	95
1996	Mike Cameron, Birmingham.....	120
1997	<b>Mike Neill, Huntsville.....</b>	<b>129</b>
1998	Gabe Kapler, Jacksonville.....	113
1999	Brent Abernathy, Knoxville.....	108
2000	Elvis Pena, Carolina.....	92
2001	Reed Johnson, Tennessee.....	104
2002	Rich Thompson, Tennessee.....	109
2003	Bucky Jacobsen, Tennessee.....	84
2004	Mike Spidale, Birmingham.....	87
2005	Chris Young, Birmingham.....	100
2006	Joey Votto, Chattanooga.....	85
2007	Reid Brignac, Montgomery.....	91
2008	John Raynor, Carolina.....	104
2009	David Cook, Birmingham.....	87
2010	Brett Lawrie, Huntsville.....	90
	Oswaldo Martinez, Jacksonville.....	90
2011	A.J. Pollock, Mobile.....	103
2012	Logan Watkins, Tennessee.....	93
2013	Marcus Semien, Birmingham.....	90
2014	Darnell Sweeney, Chattanooga.....	88
2015	Tim Anderson, Birmingham.....	79
2016	Willy Adames, Montgomery.....	89
2017	Jonathan Rodriguez, Chattanooga.....	87
2018	Nick Solak, Montgomery.....	91

## HITS

1964	Dick Kenworthy, Lynchburg.....	174
1965	Roy White, Columbus.....	168
1966	Sam Thompson, Knoxville.....	166
1967	Minnie Mendoza, Charlotte.....	157
1968	Minnie Mendoza, Charlotte.....	165
1969	Gonzalo Marques, Birmingham.....	159
1970	Dan Monzon, Charlotte.....	149
1971	Minnie Mendoza, Charlotte.....	163
1972	Mike Reinbach, Asheville.....	169
1973	Rob Andrews, Asheville.....	167
1974	Nyls Nyman, Knoxville.....	166
1975	Derek Bryant, Birmingham.....	147
1976	Blake Doyle, Charlotte.....	158
1977	Mark Corey, Charlotte.....	152
1978	Joe Gates, Knoxville.....	161
1979	Danny Heep, Columbus.....	171
1980	Buck Showalter, Nashville.....	178
1981	<b>Kevin Rhomberg, Chattanooga.....</b>	<b>187</b>
1982	Buck Showalter, Nashville.....	152
1983	Victor Rodriguez, Charlotte.....	170
	Ivan Calderon, Chattanooga.....	170
1984	Doc Estes, Greenville.....	174
1985	Alexis Marte, Orlando.....	171
1986	Jose Tolentino, Huntsville.....	170
	Gene Larkin, Orlando.....	170
1987	Dave Myers, Chattanooga.....	160
1988	Mark Lemke, Greenville.....	153
1989	Craig Grebeck, Birmingham.....	153
1990	Scott Brosius, Huntsville.....	162
1991	Fernando Ramsey, Charlotte.....	151
1992	Scott Pose, Chattanooga.....	180
1993	Jim Bowie, Huntsville.....	167
1994	Chris Stynes, Knoxville.....	173
1995	Ruben Santana, Chattanooga.....	163
1996	Dan Rohrmeier, Memphis.....	162
1997	David Cromer, Huntsville.....	176
1998	Gabe Kapler, Jacksonville.....	176
1999	Brent Abernathy, Knoxville.....	168
2000	Joe Crede, Birmingham.....	163
2001	Reed Johnson, Tennessee.....	174
2002	Aaron Miles, Birmingham.....	171
2003	Corey Hart, Huntsville.....	149
2004	Skip Schumaker, Tennessee.....	163
2005	Jerry Owens, Birmingham.....	173
2006	Joey Votto, Chattanooga.....	162
2007	Emilio Bonifacio, Mobile.....	157
2008	Alcides Escobar, Huntsville.....	179
2009	C.J. Retherford, Birmingham.....	142
2010	Brett Lawrie, Huntsville.....	158
2011	A.J. Pollock, Mobile.....	169
2012	Hunter Morris, Huntsville.....	158
2013	Matt Szczur, Tennessee.....	144
2014	Daniel Mayora, Chattanooga.....	149
2015	Tim Anderson, Birmingham.....	160
2016	Zack Granite, Chattanooga.....	155
2017	Braxton Lee, Montgomery/Jacksonville.....	147
2018	Nick Solak, Montgomery.....	135



## DOUBLES

1964	Len Boehmer, Macon.....	32
1965	Ronald Clark, Charlotte.....	27
1966	Richard Barry, Macon.....	30
1967	Gary Johnson, Evansville.....	29
1968	Minnie Mendoza, Charlotte.....	35
1969	Jacob Wood, Montgomery.....	31
1970	James Clark, Birmingham.....	30
	William Ferguson, Asheville.....	30
1971	Francisco Obregon, Savannah.....	28
1972	Mike Reinbach, Asheville.....	32
1973	Taylor Duncan, Asheville.....	30
	Leon Roberts, Montgomery.....	30
1974	Jesus de la Rosa, Columbus.....	34
1975	Cleo Kilpatrick, Knoxville.....	28
1976	Donn Seidholz, Knoxville.....	29
1977	Terry Lynch, Montgomery.....	28
1978	Sal Rende, Chattanooga.....	29
1979	Tom Wiedenbauer, Columbus.....	31
1980	Ron Johnson, Jacksonville.....	40
1981	Don Mattingly, Nashville.....	35
1982	David Hoeksema, Memphis.....	33
1983	Larry Sheets, Charlotte.....	37
1984	Stephen Curry, Greenville.....	32
1985	Jim Sherman, Columbus.....	34
	Kelvin Torve, Charlotte.....	34
1986	Brick Smith, Chattanooga.....	38
1987	Joe Xavier, Huntsville.....	37
1988	Kevin Burrell, Memphis.....	32
1989	Paul Sorrento, Orlando.....	35
1990	Scott Brosius, Huntsville.....	39
1991	Jeff Kent, Knoxville.....	34
1992	Nigel Wilson, Knoxville.....	34
	Rexford Delanuez, Orlando.....	34

1993	Jerry Wolak, Birmingham.....	35
1994	Dan Rohrmeier, Memphis-Chatt.....	41
1995	James Bonnici, Port City.....	36
1996	Aaron Boone, Chattanooga.....	44
1997	David Cromer, Huntsville.....	40
1998	<b>Gabe Kapler, Jacksonville.....</b>	<b>47</b>
	<b>Robert Fick, Jacksonville.....</b>	<b>47</b>
1999	Scott Vieira, West Tenn.....	44
2000	Stoney Briggs, Jacksonville.....	39
2001	Josh Phelps, Tennessee.....	36
2002	Aaron Miles, Birmingham.....	39
2003	Corey Hart, Huntsville.....	40
2004	Edwin Encarnacion, Chattanooga.....	35
	Kelly Johnson, Greenville.....	35
	Rickie Weeks, Huntsville.....	35
2005	Chris Young, Birmingham.....	41
2006	Joey Votto, Chattanooga.....	46
2007	Cory Aldridge, Birmingham.....	33
	Carlos Gonzalez, Mobile.....	33
2008	Gaby Sanchez, Carolina.....	42
2009	C.J. Retherford, Birmingham.....	46
2010	Mauro Gomez, Mississippi.....	42
2011	Scott Van Slyke, Chattanooga.....	45
2012	J.T. Wise, Chattanooga.....	41
2013	Christian Villanueva, Tennessee.....	41
2014	Rangel Ravelo, Birmingham.....	37
2015	Orlando Arcia, Biloxi.....	37
2016	Dustin Peterson, Mississippi.....	38
2017	Grant Kay, Montgomery.....	36
2018	Corey Ray, Biloxi.....	32
	Brent Rooker, Chattanooga.....	32



Chattanooga Lookouts infielder Brent Rooker led the league in RBIs (79) and tied for the league's top spot with 32 doubles during his 2018 season.



## TRIPLES

1964	Bert Campaneris, Birmingham.....	11
1965	Roy White, Columbus.....	14
1966	John Fenderson, Knoxville.....	15
1967	Reggie Jackson, Birmingham.....	17
1968	Osvaldo Blanco, Evansville.....	14
1969	Donnie Anderson, Asheville.....	9
1970	Steve Brye, Charlotte.....	10
	John Dolinsek, Columbus.....	10
1971	Bob Marcano, Jacksonville.....	8
	Marlan Murphy, Savannah.....	8
1972	Jerry Hairston, Knoxville.....	9
	James Hoppe, Charlotte.....	9
	Keith Lieppman, Birmingham.....	9
1973	Jayson Moxey, Columbus.....	13
1974	Nyls Nyman, Knoxville.....	9
1975	Dan Gonzales, Montgomery.....	11
1976	Derek Bryant, Chattanooga.....	10
	Rafael Liranzo, Charlotte.....	10
<b>1977</b>	<b>Alan Trammell, Montgomery.....</b>	<b>19</b>
1978	Gary Cooper, Savannah.....	9
1979	Duane Walker, Nashville.....	9
1980	Thad Wilborn, Nashville.....	14
1981	Kevin Rhomberg, Chattanooga.....	14
1982	John Denman, Charlotte.....	10
1983	Ivan Calderon, Chattanooga.....	15
1984	Greg Howe, Orlando.....	14
1985	Luis Polonia, Huntsville.....	18
1986	Nelson Liriano, Knoxville.....	15
1987	Jim Eisenreich, Memphis.....	10
	Eric Fox, Chattanooga.....	10
1988	Gerald Holtz, Charlotte.....	8
	Carlo Colombino, Columbus.....	8
	Labarry Jones, Greenville.....	8
	Dennis Hood, Greenville.....	8
1989	Jerome Nelson, Chattanooga.....	13
1990	Andujar Cedeno, Columbus.....	11
1991	Benny Colvard, Chattanooga.....	8
	Reggie Sanders, Chattanooga.....	8
	Kinnis Pledger, Birmingham.....	8
1992	Juan DeLaRosa, Knoxville.....	12
1993	Ray Durham, Birmingham.....	10
1994	Brent Bowers, Knoxville.....	11
1995	Lorenzo Delacruz, Knoxville.....	12
1996	Demond Smith, Huntsville.....	14
1997	Brian Simmons, Birmingham.....	12
1998	Marquis Porter, West Tenn.....	11
1999	Ethan Faggett, Mobile.....	11
2000	Eric Hinske, West Tenn.....	9
2001	Glenn Davis, Jacksonville.....	8
	Orlando Hudson, Tennessee.....	8
2002	Miguel Olivo, Birmingham.....	10
2003	Dave Krynzel, Huntsville.....	11
2004	Dwaine Bacon, West Tenn.....	11
2005	Gregor Blanco, Mississippi.....	12
2006	Chris Walker, West Tenn.....	11
2007	Hernan Iribarren, Huntsville.....	12
2008	Tyler Colvin, Tennessee.....	11
	Matt Young, Mississippi.....	11
2009	Scott Cousins, Jacksonville.....	11
2010	Brett Lawrie, Huntsville.....	16
2011	Alfredo Silverio, Chattanooga.....	18
2012	Jared Mitchell, Birmingham.....	12
2013	James Jones, Jackson.....	10
2014	Scott Schebler, Chattanooga.....	14
2015	Socrates Brito, Mobile.....	15
2016	Adam Engel, Birmingham.....	9
	Leon Landry, Jackson.....	9
2017	Nick Gordon, Chattanooga.....	8
	Joe McCarthy, Montgomery.....	8
2018	Thomas Milone, Montgomery.....	11



After tying for the league lead with eight triples in 2017, Nick Gordon returned to Chattanooga to begin his 2018 season and hit .333 (54-for-162) before being promoted to Triple-A Rochester.

**Bold** = SL record



## HOME RUNS

1964	Dick Kenworthy, Lynchburg.....	29
1965	Orlando McFarlane, Asheville.....	22
1966	Bob Robertson, Asheville.....	32
1967	Rogelio Alvarez, Evansville.....	19
	Graig Nettles, Charlotte.....	19
1968	Wayne Redmond, Montgomery.....	26
1969	Robert Brooks, Birmingham.....	23
1970	Jim Covington, Jacksonville.....	21
1971	Ken Hottman, Asheville.....	37
1972	Mike Reinbach, Asheville.....	30
1973	Terry Clapp, Asheville.....	35
1974	Bob Gorinski, Orlando.....	23
	Mike Poepping, Orlando.....	23
1975	Jim Obradovich, Orlando.....	27
1976	Jim Obradovich, Orlando.....	21
1977	Tom Chism, Charlotte.....	17
	Alfredo Javier, Columbus.....	17
	Jerry Keller, Savannah.....	17
1978	Eddie Gates, Memphis.....	25
1979	Alan Knically, Columbus.....	33
1980	Steve Balboni, Nashville.....	34
<b>1981</b>	<b>Tim Lardner, Orlando.....</b>	<b>42</b>
1982	Mike Fuentes, Memphis.....	37
1983	Glenn Davis, Columbus.....	25
	Larry Sheets, Charlotte.....	25
1984	Dan Pasqua, Nashville.....	33
1985	Mark Funderburk, Orlando.....	34
1986	Glenallen Hill, Knoxville.....	31
1987	Rondal Rollin, Birmingham.....	39
1988	Matt Winters, Memphis.....	25
1989	Eric Anthony, Columbus.....	28
1990	Terrel Hansen, Jacksonville.....	24
	Luis Gonzalez, Columbus.....	24
1991	Elvin Paulino, Charlotte.....	24
1992	Tim Costo, Chattanooga.....	28
1993	Carlos Delgado, Knoxville.....	25
1994	Mark Johnson, Carolina.....	23
1995	Ivan Cruz, Jacksonville.....	31
1996	Derrek Lee, Memphis.....	34
1997	Mike Coolbaugh, Huntsville.....	30
	Luis Raven, Birmingham.....	30
	Kevin Witt, Knoxville.....	30
1998	Gabe Kapler, Jacksonville.....	28
1999	Javier Cardona, Jacksonville.....	26
2000	Alejandro Freire, Jacksonville.....	25
2001	Josh Phelps, Tennessee.....	31
2002	Dave Kelton, West Tenn.....	20
	Pete LaForest, Orlando.....	20
2003	Bucky Jacobsen, Tennessee.....	31
2004	Greg Sain, Mobile.....	28
2005	Brandon Sing, West Tenn.....	26
	Chris Young, Birmingham.....	26
2006	Jerry Gil, Tennessee.....	26
2007	Brendan Katin, Huntsville.....	24
2008	Mike Wilson, West Tenn.....	27
2009	David Cook, Birmingham.....	25
	Greg Halman, West Tenn.....	25
2010	Carlos Peguero, West Tenn.....	23
2011	Paul Goldschmidt, Mobile.....	30
	Neftali Soto, Carolina.....	30
2012	Hunter Morris, Huntsville.....	28
2013	Brock Keldgaard, Huntsville.....	24
2014	Scott Schebler, Chattanooga.....	28
2015	Adam Brett Walker II, Chattanooga.....	31
2016	Kevin Cron, Mobile.....	26
2017	Kevin Cron, Jackson.....	25
2018	Corey Ray, Biloxi.....	27



Jackson Generals slugger Kevin Cron claimed the Southern League's home run crown two years in a row, as well as the league's MVP award during the 2017 season.

**Bold** = SL record



## RUNS BATTED IN

1964	Lee May, Macon.....	110	1991	Elvin Paulino, Charlotte.....	81
1965	Charles Leonard, Asheville.....	78	1992	Scott Cepicky, Birmingham.....	87
1966	Bob Robertson, Asheville.....	99	1993	Carlos Delgado, Knoxville.....	102
1967	Barry Morgan, Montgomery.....	87	1994	Chris Weinke, Knoxville.....	87
1968	Barry Morgan, Montgomery.....	91	1995	George Canale, Carolina.....	102
1969	Donnie Anderson, Asheville.....	100	1996	Derrek Lee, Memphis.....	104
1970	James Clark, Birmingham.....	73	1997	Mike Coolbaugh, Huntsville.....	132
	Reggie Sanders, Birmingham.....	73	<b>1998</b>	<b>Gabe Kapler, Jacksonville.....</b>	<b>146</b>
1971	Ken Hottman, Asheville.....	116	1999	Tim Giles, Knoxville.....	114
1972	Mike Reinbach, Asheville.....	109	2000	Aaron Rowand, Birmingham.....	98
1973	Terry Clapp, Asheville.....	98	2001	Joe Borchard, Birmingham.....	98
1974	Bob Gorinski, Orlando.....	100	2002	Dave Kelton, West Tenn.....	79
1975	Jim Obradovich, Orlando.....	74	2003	Corey Hart, Huntsville.....	94
1976	Jim Obradovich, Orlando.....	68	2004	Josh Barfield, Mobile.....	90
1977	Jerry Keller, Savannah.....	86	2005	Darren Blakely, Birmingham.....	89
1978	Sal Rende, Chattanooga.....	87	2006	Craig Brazell, Jacksonville.....	91
1979	Dave Hostetler, Memphis.....	114	2007	Brendan Katin, Huntsville.....	94
1980	Steve Balboni, Nashville.....	122	2008	Mat Gamel, Huntsville.....	96
1981	Larry Ray, Columbus.....	107	2009	David Cook, Birmingham.....	84
1982	Mike Fuentes, Memphis.....	115	2010	Alex Liddi, West Tenn.....	92
1983	Miguel Sosa, Savannah.....	93	2011	Ernesto Mejia, Mississippi.....	99
1984	Stan Holmes, Orlando.....	101	2012	Hunter Morris, Huntsville.....	113
1985	Mark Funderburk, Orlando.....	116	2013	Jason Rogers, Huntsville.....	87
1986	Terry Steinbach, Huntsville.....	132	2014	Nick Ramirez, Huntsville.....	82
1987	Tom Dodd, Charlotte.....	127	2015	Adam Brett Walker II, Chattanooga.....	106
1988	Matt Winters, Memphis.....	91	2016	Tyler O'Neill, Jackson.....	102
1989	Paul Sorrento, Orlando.....	112	2017	Kevin Cron, Jackson.....	91
1990	Matt Stark, Birmingham.....	109	2018	Brent Rooker, Chattanooga.....	79

Bold = SL record

**Find Out Why Dozens Of MiLB Teams Have Chosen Hibu For Their Digital Marketing Needs...**

**hibu**  
Local. Digital. Solutions.

**IMPACT!**

**At Hibu, we make it easy for you to make a big impact online.** Our innovative digital marketing solutions get you found, put you ahead of your competition, and help you grow your business.

We make sure your website is a big hit with your fans by creating tailored display campaigns that appear on the internet's most popular websites. Each campaign includes retargeting, Facebook ads and a huge mobile presence that results in increased ticket sales and revenues. Best of all, we do all the work and let you run your business.

Call or e-mail Bill Klock to discuss your 2019 digital marketing plan.  
**(610) 731-2547 | [william.klock@hibu.com](mailto:william.klock@hibu.com)**



## STOLEN BASES

1964	George Spriggs, Asheville.....	33
1965	Wayne Comer, Montgomery.....	31
1966	Sam Thompson, Knoxville.....	60
1967	Angel Bravo, Evansville.....	24
1968	Allan Lewis, Birmingham.....	37
1969	Thomas Simon, Savannah.....	24
1970	Hagan Anderson, Montgomery.....	24
1971	John Gamble, Montgomery.....	38
1972	Rod Gilbreath, Savannah.....	45
1973	Alberto Leaver, Columbus.....	54
1974	Kenzie Davis, Jacksonville.....	38
1975	Sheldon Mallory, Jacksonville.....	42
1976	Derek Bryant, Chattanooga.....	42
	Roger Cador, Savannah.....	42
1977	Jeff Cox, Chattanooga.....	68
1978	LaMart Harris, Memphis.....	45
1979	LaMart Harris, Jacksonville.....	68
1980	Anthony Johnson, Memphis.....	60
1981	Kevin Rhomberg, Chattanooga.....	74
1982	Milt Thompson, Savannah.....	68
1983	Mike Cole, Savannah.....	75
<b>1984</b>	<b>Donell Nixon, Chattanooga.....</b>	<b>102</b>
1985	Alexis Marte, Orlando.....	64
1986	Gerald Young, Columbus.....	54
1987	Bernie Tatis, Knoxville.....	55
1988	Jeff Huson, Jacksonville.....	56
1989	Charles Penigar, Birmingham.....	64
1990	Paul Rodgers, Knoxville.....	41
1991	Shawn Gilbert, Orlando.....	43
1992	Ellerton Maynard, Jacksonville.....	38
1993	Brandon Wilson, Birmingham.....	43
1994	Kerwin Moore, Huntsville.....	54
1995	Essex Burton, Birmingham.....	60
1996	Mike Cameron, Birmingham.....	39
1997	Earl Johnson, Mobile-Jacksonville.....	42
1998	Marquis Porter, West Tenn.....	50
1999	Ethan Faggett, Mobile.....	63
2000	Elvis Pena, Carolina.....	48
2001	Jorge Nunez, Jacksonville.....	44
2002	Bernie Castro, Mobile.....	53
2003	William Hall, Carolina.....	45
2004	Dwaine Bacon, West Tenn.....	60
2005	Todd Donovan, Jacksonville.....	62
2006	Chris Walker, West Tenn.....	50
2007	Emilio Bonifacio, Mobile.....	41
2008	John Raynor, Carolina.....	48
2009	Matt Young, Mississippi.....	42
2010	Dee Gordon, Chattanooga.....	53
2011	Quintin Berry, Carolina.....	40
2012	Billy Hamilton, Pensacola.....	51
2013	Ender Inciarte, Mobile.....	43
2014	Josh Prince, Huntsville.....	37
2015	Tim Anderson, Birmingham.....	49
2016	Zack Granite, Chattanooga.....	56
2017	Johnny Davis, Biloxi.....	52
2018	Corey Ray, Biloxi.....	37

## TOTAL BASES

1964	Dick Kenworthy, Lynchburg.....	295
1965	Roy White, Columbus.....	279
1966	Rob Robertson, Asheville.....	258
1967	Reggie Jackson, Birmingham.....	232
1968	Charles Manuel, Charlotte.....	230
1969	Donnie Anderson, Asheville.....	250
1970	Harold Hodge, Savannah.....	214
1971	Ken Hottman, Asheville.....	265
1972	Mike Reinbach, Asheville.....	301
1973	Ed Palat, Orlando.....	245
1974	Bob Gorinski, Orlando.....	238
1975	John Valle, Montgomery.....	218
1976	Jim Obradovich, Orlando.....	205
1977	Clement Roy Sanders, Charlotte.....	226
1978	Danny Heep, Columbus.....	274
1979	Steve Balboni, Nashville.....	288
1980	Mike Laga, Birmingham.....	293
1981	Brian Dayett, Nashville.....	285
1982	Gerry Lomastro, Orlando.....	267
1983	Scott Earl, Birmingham.....	267
1984	Andres Galarraga, Jacksonville.....	271
1985	Mark Funderburk, Orlando.....	272
1986	Glenallen Hill, Knoxville.....	287
1987	Geronimo Berroa, Knoxville.....	297
1988	Mark Lemke, Greenville.....	239
1989	Dann Howitt, Huntsville.....	253
1990	Scott Brosius, Huntsville.....	274
1991	Benny Colvard, Chattanooga.....	220
1992	Nigel Wilson, Knoxville.....	269
1993	Alex Gonzalez, Knoxville.....	253
1994	Chris Stynes, Knoxville.....	237
1995	James Bonnici, Port City.....	246
1996	Derrek Lee, Memphis.....	285
1997	Mike Coolbaugh, Huntsville.....	303
<b>1998</b>	<b>Gabe Kapler, Jacksonville.....</b>	<b>319</b>
1999	Brady Clark, Chattanooga.....	261
2000	Joe Crede, Birmingham.....	261
2001	Josh Phelps, Tennessee.....	273
2002	Aaron Miles, Birmingham.....	239
2003	Bucky Jacobsen, Tennessee.....	252
2004	Prince Fielder, Huntsville.....	235
2005	Chris Young, Birmingham.....	254
2006	Joey Votto, Chattanooga.....	278
2007	Reid Brignac, Montgomery.....	228
2008	Mat Gamel, Huntsville.....	273
2009	C.J. Retherford, Birmingham.....	226
2010	Brett Lawrie, Huntsville.....	250
2011	Alfredo Silverio, Chattanooga.....	289
2012	Hunter Morris, Huntsville.....	294
2013	Christian Villanueva, Tennessee.....	230
2014	Scott Schebler, Chattanooga.....	272
2015	Adam Brett Walker II, Chattanooga.....	250
2016	Tyler O'Neill, Jackson.....	250
2017	Kevin Cron, Jackson.....	256
2018	Corey Ray, Biloxi.....	254

Bold = SL record





## WINS

1964	Manly Johnston, Lynchburg.....	20	1994	Blaine Beatty, Chattanooga.....	14
1965	Tom Frondorf, Knoxville.....	16	1995	Elmer Dessens, Carolina.....	15
	Milt Osteen, Knoxville.....	16	1996	Brian Moehler, Jacksonville.....	15
1966	Bill Edgerton, Mobile.....	17	1997	Scott Eyre, Birmingham.....	13
1967	Dick Drago, Montgomery.....	15		Russ Herbert, Birmingham.....	13
1968	Grover Powell, Asheville.....	16	1998	Dave Borkowski, Jacksonville.....	16
1969	Bill Zepp, Charlotte.....	15	1999	Dave Darwin, Jacksonville.....	14
1970	Ken Forsch, Columbus.....	13	2000	Robert Averette, Chatt/Carolina.....	13
	Bill Gilbreth, Montgomery.....	13	2001	Chris Baker, Tennessee.....	15
1971	Jim MacDonnell, Asheville.....	17		Mitch Wylie, Birmingham.....	15
	Dick Rusteck, Charlotte.....	17	2002	Vinnie Chulk, Tennessee.....	13
1972	Paul Mitchell, Asheville.....	16		Diego Markwell, Tennessee.....	13
1973	Joe Henderson, Knoxville.....	17	2003	Cory Stewart, Mobile.....	12
1974	Domingo Figueroa, Savannah.....	15		Enemencio Pacheco, Birmingham.....	12
1975	Ken Kravec, Knoxville.....	14	2004	Steve Kelly, Chattanooga.....	12
	Bob Maneely, Orlando.....	14		Heath Phillips, Birmingham.....	12
	Bob Sykes, Montgomery.....	14	2005	Ricky Nolasco, West Tenn.....	14
1976	David Ford, Charlotte.....	17		Sean Tracey, Birmingham.....	14
1977	Bryn Smith, Memphis.....	15	2006	Spike Lundberg, Jacksonville.....	15
1978	Terry Sheehan, Orlando.....	17		Andy Sonnanstine, Montgomery.....	15
1979	Del Leatherwood, Columbus.....	15	2007	Chris Mason, Montgomery.....	15
1980	Jim MacDonald, Columbus.....	17	2008	Todd Redmond, Mississippi.....	13
1981	Craig McMurtry, Savannah.....	15	2009	Casey Coleman, Tennessee.....	14
1982	Clay Christiansen, Nashville.....	16		John Ely, Birmingham.....	14
	Stefan Wever, Nashville.....	16	2010	Tom Koehler, Jacksonville.....	16
1983	Don Heinkel, Birmingham.....	19	2011	Will Savage, Chattanooga.....	12
1984	Bryan Oelkers, Orlando.....	16	2012	Nick Struck, Tennessee.....	14
	Ken Dixon, Charlotte.....	16	2013	Archie Bradley, Mobile.....	12
1985	Steve Davis, Knoxville.....	17	2014	Justin Nicolino, Jacksonville.....	14
1986	Anthony Kelley, Columbus.....	14	2015	Myles Jaye, Birmingham.....	12
1987	John Trautwein, Jacksonville.....	15		Jorge Lopez, Biloxi.....	12
1988	Chris Hammond, Chattanooga.....	16	2016	Brett Ash, Jackson.....	12
1989	Laddie Renfro, Charlotte.....	19		Taylor Guerrieri, Montgomery.....	12
1990	Doug Simons, Orlando.....	15		Ryan Yarbrough, Jackson.....	12
1991	Napoleon Robinson, Greenville.....	16	2017	Jose Mujica, Montgomery.....	13
1992	Mike Anderson, Chattanooga.....	13		Matt Tomshaw, Jacksonville.....	13
	Nathan Minchey, Greenville.....	13		Duane Underwood Jr., Tennessee.....	13
	Bronswell Patrick, Huntsville.....	13	2018	Nick Neidert, Jacksonville.....	12
	Stephen Trachsel, Charlotte.....	13			
1993	Huck Flener, Knoxville.....	13			
	Mike Ferry, Chattanooga.....	13			



Jacksonville Jumbo Shrimp hurler Nick Neidert paced the Southern League in 2018 with 12 wins.

Bold = SL record



## LOSSES

1964	Jim Shellenback, Asheville.....	14	1990	Ross Powell, Chattanooga.....	14
	Luke Walker, Asheville.....	14		Nate Cromwell, Knoxville.....	14
1965	Francisco Carlos, Lynchburg.....	14	1991	Todd Van Poppel, Huntsville.....	13
	Ron Chandler, Montgomery.....	14	1992	Jose Ventura, BIR/Memphis.....	15
	Al Raffo, Chattanooga.....	14		Mike Zimmerman, Carolina.....	15
1966	Jim Morio, Knoxville.....	15	1993	Curtis Shaw, Huntsville.....	16
1967	Ken Larsen, Macon.....	15	1994	Brett Backlund, Carolina.....	13
1968	Dick Woodson, Charlotte.....	15	1995	Rob Mattson, Memphis.....	13
1969	Jim Magnuson, Charlotte.....	12	1996	Wade Walker, Orlando.....	14
1970	Bruce Haynes, Charlotte.....	15	1997	Willis Roberts, Jacksonville.....	15
1971	Sammy Ellis, Birmingham.....	15	1998	Jason Ryan, West Tenn.....	13
	Mike Hebert, Savannah.....	15		Jason Phillips, Carolina.....	13
1972	Larry Elenes, Columbus.....	14	1999	Richard Dishman, Greenville.....	13
	Danny Morris, Charlotte.....	14	2000	Mike Maroth, Jacksonville.....	14
1973	Bob Galasso, Asheville.....	15	2001	Rick Guttormson, Mobile.....	16
1974	Mike Stanton, Columbus.....	15	2002	Dennis Ulacia, Birmingham.....	14
1975	Dave Frost, Knoxville.....	14	2003	Pedro Liriano, Huntsville.....	13
	Mike Hile, Asheville.....	14		Jon Koronka, Chattanooga/Jackson.....	13
	Butch Stinson, Knoxville.....	14	2004	Dennis Sarfate, Huntsville.....	12
1976	David Alois, Columbus.....	16	2005	Tony Pena, Tennessee.....	13
1977	Dewey Hoyt, Knoxville.....	13		Brian Whitaker, Mobile.....	13
	Steve Wagner, Orlando.....	13	2006	Chris Waters, Mississippi.....	14
1978	Burt Geiger, Montgomery.....	15	2007	Wes Whisler, Birmingham.....	13
	Stephen Viefhaus, Montgomery.....	15	2008	Brooks Brown, Mobile.....	15
1979	Warren Mertens, Orlando.....	15	2009	Matt Torra, Mobile.....	13
1980	Michael Ungs, Orlando.....	15	2010	Michael Bowman, Huntsville.....	13
1981	Tim Cole, Savannah.....	15	2011	James Avery, Carolina.....	12
1982	Scott Elam, Knoxville.....	16	2012	Jacob Thompson, Montgomery.....	12
1983	Francisco Oliveras, Charlotte.....	14	2013	Andy Moye, Huntsville.....	15
1984	Rick Luecken, Chattanooga.....	13	2014	Dylan Floro, Montgomery.....	13
1985	John Hoover, Charlotte.....	16	2015	Tyler Danish, Birmingham.....	12
1986	Cliff Young, Knoxville.....	14		Misael Siverio, Jackson.....	12
1987	Jose Mesa, Knoxville.....	13	2016	Tyler Skulina, Tennessee.....	12
	Todd Provence, Knoxville.....	13	2017	Spencer Adams, Birmingham.....	15
1988	Kirk McDonald, Huntsville.....	14	2018	Cody Poteet, Jacksonville.....	12
1989	<b>Kent Bottenfield, Jacksonville.....</b>	<b>17</b>		Wyatt Strahan, Pensacola.....	12

Bold = SL record



## EARNED RUN AVERAGE

1964	Manly Johnston, Lynchburg.....	2.46
1965	Luke Walker, Asheville.....	2.26
1966	Dave Roberts, Asheville.....	2.61
1967	George Lauzerique, Birmingham.....	2.30
1968	Grover Powell, Asheville.....	2.54
1969	LaDon Boyd, Birmingham.....	2.19
1970	Dave Hartman, Jacksonville.....	2.01
1971	Dick Rusteck, Charlotte.....	2.40
1972	Danny Vossler, Charlotte.....	2.11
1973	Russ Rothermel, Columbus.....	1.81
1974	Mike Beard, Savannah.....	2.40
1975	Dan Larson, Columbus.....	2.18
1976	Dave Rozema, Montgomery.....	1.57
1977	Sammy Stewart, Charlotte.....	2.08
1978	Roger Alexander, Savannah.....	1.84
1979	Scott Brown, Nashville.....	2.40
1980	Andy McGaffigan, Nashville.....	2.38
1981	Mark Ross, Columbus.....	2.25
1982	Stefan Wever, Nashville.....	2.78
1983	Roger Mason, Birmingham.....	2.06
1984	Mark Williams, Jacksonville.....	2.49
1985	Steve Davis, Knoxville.....	2.45
1986	Eric Bell, Charlotte.....	3.05
1987	Brian Holman, Jacksonville.....	2.50
1988	Chris Hammond, Chattanooga.....	1.72
1989	Pete Delkus, Orlando.....	1.87
1990	Jeff Carter, Jacksonville.....	1.84
1991	Pat Mahomes, Orlando.....	1.78
1992	Larry Thomas, Birmingham.....	1.94
1993	James Baldwin, Birmingham.....	2.25
1994	Blaine Beatty, Chattanooga.....	2.38
1995	Elmer Dessens, Carolina.....	2.49
1996	Shane Dennis, Memphis.....	2.27
1997	Russ Herbert, Birmingham.....	3.63
1998	Bryan Wolff, Mobile.....	2.29
1999	Jeff Yoder, West Tenn.....	3.08
2000	Lance Davis, Chattanooga.....	2.18
2001	Steve Smyth, West Tenn.....	2.54
2002	Vinnie Chulk, Tennessee.....	2.96
2003	Joel Hanrahan, Jacksonville.....	2.43
2004	Renyel Pinto, West Tenn.....	2.92
2005	Dustin Nippert, Tennessee.....	2.36
2006	Spike Lundberg, Jacksonville.....	2.27
2007	Chris Mason, Montgomery.....	2.57
2008	Justin Cassel, Birmingham.....	3.11
2009	<b>Travis Wood, Carolina.....</b>	<b>1.21</b>
2010	Elihan Villanueva, Jacksonville.....	2.26
2011	Wily Peralta, Huntsville.....	3.46
2012	Gary Moran, Mississippi.....	2.91
2013	Kyle Hendricks, Tennessee.....	1.85
2014	Justin Nicolino, Jacksonville.....	2.85
2015	Tyler Wagner, Biloxi.....	2.25
2016	Chih-Wei Hu, Montgomery.....	2.59
2017	Grayson Long, Mobile.....	2.52
2018	Zack Brown, Biloxi.....	2.44

## STRIKEOUTS

1964	Dave Galligan, Macon.....	168
1965	Luke Walker, Asheville.....	197
1966	George Korince, Montgomery.....	183
1967	Dick Drago, Montgomery.....	134
1968	George Korince, Montgomery.....	146
1969	Paul Coleman, Montgomery.....	153
1970	Bill Gilbreth, Montgomery.....	192
1971	<b>Chris Floethe, Birmingham.....</b>	<b>225</b>
1972	Bill Campbell, Charlotte.....	204
1973	Doug Konieczny, Columbus.....	222
1974	Mike Stanton, Columbus.....	146
1975	Joe Sambito, Columbus.....	140
1976	David Ford, Charlotte.....	121
1977	Matt Keough, Chattanooga.....	153
1978	Jay Howell, Nashville.....	173
1979	Robert Veselic, Orlando.....	151
1980	Steve Bedrosian, Savannah.....	161
1981	Jamie Werly, Nashville.....	193
1982	Stefan Wever, Nashville.....	191
1983	Mark Gubicza, Jacksonville.....	146
1984	Ken Dixon, Charlotte.....	211
1985	Scott Bankhead, Memphis.....	128
	John Hoover, Charlotte.....	128
1986	Terry Taylor, Chattanooga.....	164
1987	Randy Johnson, Jacksonville.....	163
1988	Alex Sanchez, Knoxville.....	166
1989	Shawn Boskie, Charlotte.....	164
1990	Brian Barnes, Jacksonville.....	213
1991	Mike Trombley, Orlando.....	175
1992	Jim Converse, Jacksonville.....	157
1993	Scott Ruffcorn, Birmingham.....	141
1994	Blaine Beatty, Chattanooga.....	162
1995	Osvaldo Fernandez, Port City.....	160
1996	Curt Lyons, Chattanooga.....	176
1997	Earl Byrne, Orlando.....	128
1998	Brian McNichol, West Tenn.....	168
1999	Victor Santos, Jacksonville.....	146
2000	Shawn Chacon, Carolina.....	172
2001	Nick Neugebauer, Huntsville.....	149
2002	Matt Bruback, West Tenn.....	158
2003	Mike Nannini, West Tenn.....	158
2004	Renyel Pinto, West Tenn.....	179
2005	Ricky Nolasco, West Tenn.....	173
2006	T.J. Nall, Jacksonville.....	155
2007	Gio Gonzalez, Birmingham.....	185
2008	Tony Barnette, Mobile.....	133
	Todd Redmond, Mississippi.....	133
2009	John Ely, Birmingham.....	125
2010	Alexander Torres, Montgomery.....	150
2011	Patrick Corbin, Mobile.....	142
2012	Joseph Dunigan, Jackson.....	175
2013	Josh Smith, Pensacola.....	139
2014	Robert Stephenson, Pensacola.....	140
2015	Jaime Schultz, Montgomery.....	168
2016	Sean Newcomb, Mississippi.....	152
2017	Deck McGuire, Pensacola.....	170
2018	Taylor Widener, Jackson.....	176



## SAVES

1964-68	No official stats listed.....	
1969	Bob Gebhard, Charlotte.....	19
1970	Jack Whillock, Montgomery.....	12
1971	Jack Whillock, Montgomery.....	15
1972	Mark Weems, Asheville.....	22
1973	Jerome Donahue, Montgomery.....	11
1974	Charles Sprinkle, Knoxville.....	14
1975	Lewis Lerner, Orlando.....	9
	Duane Shaffer, Knoxville.....	9
1976	Randall Miller, Charlotte.....	19
1977	Duane Thiess, Savannah.....	13
1978	Curtis Lewis, Orlando.....	15
	Dan Quisenberry, Jacksonville.....	15
1979	Geoff Combe, Nashville.....	27
1980	Stuart Livingstone, Savannah.....	17
1981	Tom Gorman, Memphis.....	22
	Mark Ross, Columbus.....	22
1982	Tom Lukish, Knoxville.....	20
1983	Dave Shipanoff, Knoxville.....	18
1984	Randy Graham, Nashville.....	17
	Nate Snell, Charlotte.....	17
	Curt Wardle, Orlando.....	17
1985	Luis Aquino, Knoxville.....	20
1986	Paul Schneider, Chattanooga.....	24
1987	Kevin Price, Jacksonville.....	19
1988	German Gonzalez, Orlando.....	31
1989	Joe Klink, Huntsville.....	26
1990	Steve Chitren, Huntsville.....	27
1991	Tim Peek, Huntsville.....	26
1992	Jerry Spradlin, Chattanooga.....	34
1993	Chris Bushing, Chattanooga.....	29
1994	Brad Clontz, Greenville.....	27
1995	John Kelly, Jacksonville.....	29
	Rusty Kilgo, Chattanooga.....	29
1996	Domingo Jean, Chattanooga.....	31
1997	Todd Williams, Chattanooga.....	31
1998	Sean Spencer, Orlando.....	18
1999	Francisco Cordero, Jacksonville.....	27
2000	Kris Keller, Jacksonville.....	26
2001	Edwin Almonte, Birmingham.....	36
2002	Joe Valentine, Birmingham.....	36
2003	Mike Lyons, Tennessee.....	31
2004	Brad Baker, Mobile.....	30
2005	Dale Thayer, Mobile.....	27
2006	Dale Thayer, Mobile.....	27
2007	Dale Thayer, Montgomery.....	21
2008	Jon Link, Birmingham.....	35
2009	<b>Matt Peterson, Jacksonville.....</b>	<b>37</b>
2010	Anthony Carter, Birmingham.....	22
2011	Sandy Rosario, Jacksonville.....	23
2012	Frank Batista, Tennessee.....	24
2013	Michael Brady, Jacksonville.....	23
2014	David Goforth, Huntsville.....	27
2015	Zack Weiss, Pensacola.....	25
2016	Alejandro Chacin, Pensacola.....	30
2017	Matt Ramsey, Biloxi.....	27
2018	Nate Griep, Biloxi.....	34

## WINNING PERCENTAGE

YEAR	PLAYER	PCT	W-L
1964	Manly Johnston, Lynchburg.....	.741	20-7
1965	Fred Fisher, Montgomery.....	.700	14-6
1966	Bill Edgerton, Mobile.....	.810	17-4
1967	George Lauzerique, BIR.....	.765	13-4
1968	Jose Paredos, Charlotte.....	.800	12-3
1969	John Gregory, Montgomery.....	.846	11-2
1970	Lerrin LaGrow, Montgomery.....	.733	11-4
1971	Dennis O'Toole, Asheville.....	.813	13-3
1972	Herb Hutson, Asheville.....	.824	14-3
1973	Joe Henderson, Knoxville.....	.810	17-4
1974	Domingo Figueroa, Savannah.....	.789	15-4
1975	Jack Kucek, Knoxville.....	.714	10-4
1976	Dennis DeBarr, Montgomery.....	.846	11-2
1977	Gary Christenson, Montgomery.....	.765	13-4
1978	Terry Sheehan, Orlando.....	.680	17-8
1979	Gregory Hughes, Nashville.....	.733	11-4
1980	Larry Pashnick, Montgomery.....	.765	13-4
1981	Bob Tenenini, Memphis.....	.833	10-2
	Pete Filson, Nashville.....	.833	10-2
1982	Mark Brown, Charlotte.....	.800	8-2
1983	Keith Comstock, Birmingham.....	.800	12-3
	Tom Waddell, Savannah.....	.800	8-2
1984	Lester Strobe, Memphis.....	.818	9-2
1985	Mike Skinner, Charlotte.....	.917	11-1
1986	Mike Campbell, Chattanooga.....	.900	9-1
1987	Jeff Bettendorf, Birmingham.....	.900	9-1
1988	Keith Brown, Chattanooga.....	.900	9-1
1989	Lee Upshaw, Greenville.....	.800	8-2
1990	Dan Eskew, Huntsville.....	.824	14-3
1991	Turk Wendell, Greenville.....	.786	11-3
1992	Andy Nezelek, Greenville.....	.818	9-2
1993	Mike Fyrie, Memphis.....	.733	11-4
	Oscar Munoz, Nashville.....	.733	11-4
1994	Chris Eddy, Memphis.....	.818	9-2
	LaTroy Hawkins, Nashville.....	.818	9-2
1995	<b>Tommy Kramer, Chattanooga.....</b>	<b>.923</b>	<b>12-1</b>
1996	Shane Dennis, Memphis.....	.900	9-1
1997	Chris Nelson, Huntsville.....	.750	9-3
	James Price, Huntsville.....	.750	9-3
1998	Brian Powell, Jacksonville.....	.833	10-2
1999	Allen Levraut, Huntsville.....	.818	9-2
2000	Derek Lee, Huntsville.....	.786	11-3
2001	Phil Devey, Jacksonville.....	.800	8-2
2002	Rich Roberts, Jacksonville.....	.800	8-2
2003	Sean Fesh, Carolina.....	.900	9-1
2004	Mike Thompson, Mobile.....	.833	10-2
2005	Ricky Nolasco, West Tenn.....	.824	14-3
2006	Spike Lundberg, Jacksonville.....	.882	15-2
2007	Chris Mason, Montgomery.....	.789	15-4
2008	David Welch, Huntsville.....	.733	11-4
2009	John Ely, Birmingham.....	.875	14-2
2010	Tom Koehler, Jacksonville.....	.889	16-2
2011	Will Savage, Chattanooga.....	.667	12-6
2012	Brandon Maurer, Jackson.....	.818	9-2
2013	Kyle Hendricks, Tennessee.....	.769	10-3
2014	Justin Nicolino, Jacksonville.....	.778	14-4
2015	Jorge Lopez, Biloxi.....	.706	12-5
2016	Ryan Yarbrough, Jackson.....	.750	12-4
2017	Felix Jorge, Chattanooga.....	.769	10-3
2018	Zack Brown, Biloxi.....	.900	9-1



## INNINGS PITCHED

1964	Manly Johnston, Lynchburg.....	227.0
1965	Ted Sadowski, Charlotte.....	202.0
1966	Francisco Carlos, Evansville.....	199.0
1967	Charles Nieson, Charlotte.....	200.0
1968	Grover Powell, Asheville.....	188.0
1969	Paul Coleman, Asheville.....	193.0
1970	Bill Gilbreth, Montgomery.....	221.0
1971	Sammy Ellis, Birmingham.....	208.0
1972	Danny Fife, Montgomery.....	221.0
1973	Doug Konieczny, Columbus.....	213.0
1974	Paul Siebert, Columbus.....	211.0
1975	Joe Sambito, Columbus.....	209.0
1976	Dave Ford, Charlotte.....	212.0
1977	Bryn Smith, Charlotte.....	206.0
1978	Terry Sheehan, Orlando.....	213.0
1979	Del Leatherwood, Columbus.....	202.0
1980	Steve Bedrosian, Savannah.....	203.1
1981	Jamie Werly, Nashville.....	222.1
1982	Robin Fuson, Chattanooga.....	222.1
1983	Don Heinkel, Birmingham.....	207.1
1984	<b>Ken Dixon, Charlotte.....</b>	<b>240.0</b>
1985	Les Straker, Orlando.....	193.0
1986	Cliff Young, Knoxville.....	203.2
1987	Jose Mesa, Knoxville.....	193.1
1988	Steve Cummings, Knoxville.....	212.2
1989	Grady Hall, Birmingham.....	190.2
1990	Brian Barnes, Jacksonville.....	201.1
1991	Mike Trombley, Orlando.....	191.0
1992	Steve Trachsel, Charlotte.....	191.0
1993	Mike Ferry, Chattanooga.....	186.2
1994	Blaine Beatty, Chattanooga.....	196.1
1995	Rob Mattson, Memphis.....	201.2
1996	Wade Walker, Orlando.....	187.2
1997	Brandon Reed, Jacksonville.....	176.0
	Bill King, Huntsville.....	176.0
1998	Buddy Carlyle, Chat./Mobile.....	188.2
1999	Dave Darwin, Jacksonville.....	187.1
2000	Josh Fogg, Birmingham.....	192.1
2001	Jim Magrane, Orlando.....	182.0
2002	Pete Bauer, Tennessee.....	177.0
2003	Heath Totten, Jacksonville.....	181.1
2004	Steve Kelly, Chattanooga.....	161.1
	Nic Ungs, Carolina.....	161.1
2005	Jae-kuk Ryu, West Tenn.....	169.2
2006	Andy Sonnanstine, Montgomery.....	185.2
2007	Andy Baldwin, West Tenn.....	166.0
2008	Brae Wright, Huntsville.....	170.2
2009	Matt Torra, Mobile.....	180.0
2010	Elih Villanueva, Jacksonville.....	179.0
2011	Patrick Corbin, Mobile.....	160.1
2012	Zeke Spruill, Mississippi.....	161.2
2013	Eric Jokisch, Tennessee.....	160.2
2014	Dylan Floro, Montgomery.....	178.2
2015	Austin Pruitt, Montgomery.....	160.0
2016	Sal Romano, Pensacola.....	156.0
2017	Deck McGuire, Pensacola.....	168.0
2018	Nick Neidert, Jacksonville.....	152.2

## BASES ON BALLS

1964	Luke Walker, Asheville.....	122
1965	Luke Walker, Asheville.....	102
1966	Dave Galligan, Knoxville.....	86
1967	Les Cain, Montgomery.....	104
1968	Wayne Simpson, Asheville.....	86
1969	Paul Coleman, Montgomery.....	91
1970	Ray Corbin, Charlotte.....	86
1971	Roy Bethel, Columbus.....	123
	Chris Floethe, Birmingham.....	123
1972	Larry Elenes, Columbus.....	96
1973	Bob Galasso, Asheville.....	104
1974	Mike Stanton, Columbus.....	121
1975	Chris Batton, Birmingham.....	109
1976	Michael Darr, Charlotte.....	120
1977	Dan Morogiello, Savannah.....	99
1978	Richard Dotson, Knoxville.....	105
1979	Mike Jones, Jacksonville.....	109
1980	John Hessler, Columbus.....	135
1981	Jeff Cornell, Jacksonville.....	114
1982	<b>Scott Elam, Knoxville.....</b>	<b>146</b>
1983	Colin Ward, Birmingham.....	109
1984	Bryan Kelly, Birmingham.....	145
1985	Duane Ward, Greenville.....	105
1986	Brian Holman, Jacksonville.....	122
1987	Kevin Coffman, Greenville.....	130
1988	Mike Smith, Chattanooga.....	98
1989	Jim Rogers, Knoxville.....	132
1990	Keith Kaiser, Chattanooga.....	109
1991	John Gardner, Charlotte.....	97
1992	Jim Converse, Jacksonville.....	82
1993	Curtis Shaw, Huntsville.....	89
1994	Ron Villone, Jacksonville.....	68
1995	Brad Kaufman, Memphis.....	90
1996	Chris Carpenter, Knoxville.....	91
1997	Jeff Kelly, Carolina.....	85
1998	Courtney Duncan, West Tenn.....	108
1999	Jim Crowell, Chattanooga.....	85
2000	Shawn Chacon, Carolina.....	85
2001	Scott Dunn, Chattanooga.....	71
2002	Corwin Malone, Birmingham.....	89
2003	Donnie Bridges, Carolina.....	70
2004	Dennis Sarfate, Huntsville.....	78
2005	Jose Oyervidez, Mobile.....	82
2006	Corwin Malone, Birmingham.....	94
2007	Donnie Veal, Tennessee.....	73
2008	Donnie Veal, Tennessee.....	81
2009	Kyle Cofield, Mississippi.....	89
2010	Alexander Torres, Montgomery.....	70
2011	Nevin Griffith, Birmingham.....	96
2012	Jake Smolinski, Jacksonville.....	78
2013	Ariel Pena, Huntsville.....	79
2014	Kyle Kubitz, Mississippi.....	77
2015	Jaime Schultz, Montgomery.....	90
2016	Jordan Guerrero, Birmingham.....	73
2017	Tyler Pike, Mississippi.....	63
2018	Kodi Medeiros, Biloxi/Birmingham.....	67



## 1964

POS	PLAYER & CLUB	PCT
1B	Mike Hegan, Columbus.....	.992
2B	Lorenzo Fernandez, Lynchburg.....	.980
3B	David Kelly, Knoxville.....	.942
SS	William Davidson, Lynchburg.....	.961
OF	Tom Umphlett, Charlotte.....	.992
C	Enrique Izquierdo, Charlotte.....	.991
P	Horace Womack, Columbus.....	1.000

## 1966

POS	PLAYER & CLUB	PCT
1B	Charles Leonard, Asheville.....	.992
2B	Rich Littleton, Evansville.....	.981
3B	Minnie Mendoza, Charlotte.....	.967
SS	Gerald Kenney, Columbus.....	.955
OF	Richard Rowe, Mobile.....	.991
C	Eliseo Rodriguez, Columbus.....	.993
P	Dan Murphy, Evansville.....	1.000

## 1968

POS	PLAYER & CLUB	PCT
1B	Archie Moore, Asheville.....	.990
2B	Bob Gilhooley, Montgomery.....	.969
3B	No qualifiers.....	---
SS	Anselmo Martinez, Birmingham.....	.969
OF	Paul Pavelko, Montgomery.....	.978
C	Federico Velazquez, Birmingham.....	.993
P	Garland Shifflett, Charlotte.....	1.000

## 1970

POS	PLAYER & CLUB	PCT
1B	John Dolinsek, Columbus.....	.993
2B	James Hoff, Asheville.....	.984
3B	Harold Hodge, Savannah.....	.949
SS	Jesus Frias, Jacksonville.....	.952
OF	Jay Schlueter, Columbus.....	.993
C	William Ferguson, Asheville.....	.988
P	Eddie Smith, Mobile.....	1.000

## 1972

POS	PLAYER & CLUB	PCT
1B	Keith Lieppman, Birmingham.....	.991
2B	Manuel Ruiz, Savannah.....	.970
3B	Jeffrey Hogan, Montgomery.....	.961
SS	Thomas Sandt, Birmingham.....	.964
OF	James Hoppe, Charlotte.....	.990
C	Bill Fitzgerald, Birmingham.....	.988
P	Steve Easton, Birmingham.....	1.000

## 1974

POS	PLAYER & CLUB	PCT
1B	Mike Squires, Knoxville.....	.996
2B	Rob Wilfong, Orlando.....	.986
3B	Don McLaughlin, Columbus.....	.950
SS	Manuel Ruiz, Savannah.....	.942
OF	Bob Gorinski, Orlando.....	.986
C	Biff Pocoroba, Savannah.....	.996
P	Bob Galasso, Asheville.....	1.000

## 1976

POS	PLAYER & CLUB	PCT
1B	Jim Willis, Columbus.....	.993
2B	Sam Perlozzo, Orlando.....	.992
3B	Marty Parrill, Charlotte.....	.951
SS	Mike Wolf, Knoxville.....	.968
OF	Denny Walling, Chattanooga.....	.992
C	Lance Parrish, Montgomery.....	.984
P	Joey McLaughlin, Savannah.....	1.000

## 1978

POS	PLAYER & CLUB	PCT
1B	Sal Rende, Chattanooga.....	.991
2B	Gene Menees, Nashville.....	.977
3B	John Castino, Orlando.....	.967
SS	Michael Wolf, Knoxville.....	.962
OF	Mike Ondina, Jacksonville.....	.988
C	George Enright, Jacksonville.....	.997
P	Don Morogiello, Savannah.....	1.000

## 1965

POS	PLAYER & CLUB	PCT
1B	Richard Reese, Charlotte.....	.994
2B	Lorenzo Fernandez, Lynchburg.....	.992
3B	Ronald Clark, Charlotte.....	.945
SS	Richard Morales, Lynchburg.....	.965
OF	Tom Umphlett, Charlotte.....	.994
C	Enrique Izquierdo, Charlotte.....	.993
P	Ted Sadowski, Charlotte.....	1.000

## 1967

POS	PLAYER & CLUB	PCT
1B	Ogelio Alvarez, Evan.-Knox.....	.984
2B	James Glover, Charlotte.....	.970
3B	Hilario Rojas, Montgomery.....	.948
SS	Arturo Miranda, Birmingham.....	.970
OF	Angel Bravo, Evansville.....	.995
C	Ed Herrmann, Evansville.....	.989
P	William Ferrell, Charlotte.....	1.000

## 1969

POS	PLAYER & CLUB	PCT
1B	George Kalatis, Montgomery.....	.986
2B	William Adkins, Birmingham.....	.976
3B	Harold Reichenbach, Columbus.....	.935
SS	Dave Concepcion, Asheville.....	.939
OF	Sheldon Andrews, Asheville.....	1.000
C	James Hibbs, Asheville.....	.993
P	Ladon Boyd, Birmingham.....	1.000

## 1971

POS	PLAYER & CLUB	PCT
1B	Mike Walseth, Savannah.....	.993
2B	Glenn Redmon, Asheville.....	.980
3B	Minnie Mendoza, Charlotte.....	.940
SS	Charles Guth, Charlotte.....	.974
OF	Marlan Murphy, Savannah.....	.985
C	Larry Johnson, Jacksonville.....	.995
P	Steve Luebber, Charlotte.....	1.000

## 1973

POS	PLAYER & CLUB	PCT
1B	Dennis Silvey, Asheville.....	.994
2B	Alvin Moore, Savannah.....	.992
3B	Taylor Duncan, Asheville.....	.945
SS	Robert Bailor, Asheville.....	.965
OF	Rockne Craig, Jacksonville.....	.994
C	John McLaren, Columbus.....	.982
P	Charles Sprinkle, Savannah.....	1.000
	Russ Rothermel, Columbus.....	1.000

## 1975

POS	PLAYER & CLUB	PCT
1B	Mike Squires, Knoxville.....	.995
2B	Douglas Stodgel, Knoxville.....	.992
3B	Rich Dauer, Asheville.....	.980
SS	Rob Picciolo, Birmingham.....	.974
OF	Dan Gonzales, Montgomery.....	.990
C	George Enright, Knoxville.....	.992
P	Dave Culpepper, Columbus.....	1.000

## 1977

POS	PLAYER & CLUB	PCT
1B	Tom Chism, Charlotte.....	.993
2B	Dennis Mantick, Orlando.....	.975
3B	Mike Macha, Savannah.....	.901
SS	James Smith, Charlotte.....	.963
OF	Dwayne Murphy, Chattanooga.....	.985
C	Greg Shippy, Montgomery.....	.990
P	Bill Harris, Orlando.....	1.000

## 1979

POS	PLAYER & CLUB	PCT
1B	George Gross, Columbus.....	.995
2B	Tom Eaton, Charlotte.....	.991
3B	John Scoras, Memphis.....	.953
SS	Douglas Stokke, Columbus.....	.957
OF	Paul Householder, Nashville.....	.989
C	Dave Van Gorder, Nashville.....	.993
P	Del Leatherwood, Columbus.....	1.000





1980	POS	PLAYER & CLUB	PCT
	1B	Steve Balboni, Nashville.....	.990
	2B	Tom Eaton, Charlotte.....	.974
	3B	Cal Ripken, Jr., Charlotte.....	.933
	SS	Vernon Followell, Montgomery.....	.965
	OF	Scott Ullger, Orlando.....	.987
	C	Gregory Dahl, Columbus.....	.989
	P	Ronald Meredith, Columbus.....	1.000

1982	POS	PLAYER & CLUB	PCT
	1B	Ronald Grout, Savannah.....	.994
	2B	Rondin Johnson, Jacksonville.....	.992
	3B	Jeffrey Moronko, Chattanooga.....	.945
	SS	Jim Scranton, Jacksonville.....	.965
	OF	Edwin Saavedra, Chattanooga.....	.994
	C	Bob Melvin, Birmingham.....	.993
	P	Chuck Cary, Birmingham.....	1.000
		Clay Christiansen, Nashville.....	1.000

1984	POS	PLAYER & CLUB	PCT
	1B	Brick Smith, Chattanooga.....	.991
	2B	Jeff Schaefer, Charlotte.....	.977
	3B	Bill Pecota, Memphis.....	.967
	SS	Robert Hegman, Memphis.....	.962
	OF	Van Snider, Memphis.....	.988
	C	Mark Poole, Knoxville.....	.997
	P	Chuck Cary, Birmingham.....	1.000
		Mike Kinnunen, Jacksonville.....	1.000

1986	POS	PLAYER & CLUB	PCT
	1B	David Griffin, Greenville.....	.995
	2B	Robert Falls, Columbus.....	.973
	3B	Edgar Martinez, Chattanooga.....	.960
	SS	Nelson Norman, Jacksonville.....	.957
	OF	Greg Tubbs, Greenville.....	.990
	C	Ned Yost, Greenville.....	.993
	P	Anthony Nicometi, Jacksonville.....	1.000

1988	POS	PLAYER & CLUB	PCT
	1B	Gary Borg, Orlando.....	.990
	2B	David Rohde, Columbus.....	.987
	3B	Carlo Colombino, Columbus.....	.922
	SS	Jeffrey Richardson, Chattanooga.....	.957
	OF	Rafael Delima, Orlando.....	.985
	C	Kevin Burrell, Memphis.....	.997
	P	Mark Clemons, Jacksonville.....	1.000

1990	POS	PLAYER & CLUB	PCT
	1B	Mike Bell, Greenville.....	.993
	2B	Bret Barberie, Jacksonville.....	.977
	3B	Tom Redington, Greenville.....	.946
	SS	Ed Zosky, Knoxville.....	.941
	OF	Bobby Moore, Memphis.....	.996
	C	Tony Eusebio, Columbus.....	.994
	P	Johnny Ard, Orlando.....	1.000

1992	POS	PLAYER & CLUB	PCT
	1B	Mike Bell, Greenville.....	.997
	2B	Brian Turang, Jacksonville.....	.976
	3B	Willie Greene, Chattanooga.....	.947
	SS	Kurt Abbott, Huntsville.....	.949
	OF	Scott Pose, Chattanooga.....	.996
	C	Darron Cox, Chattanooga.....	.992
	P	Larry Thomas, Birmingham.....	1.000

1994	POS	PLAYER & CLUB	PCT
	1B	Troy Fryman, Birmingham.....	.995
	2B	Mark Sobolewski, Huntsville.....	.978
	3B	Gary Caraballo, Memphis.....	.938
	SS	Chris Petersen, Orlando.....	.966
	OF	Les Norman, Memphis.....	.996
	C	Joe Ayrault, Greenville.....	.996
	P	Giovanni Carrara, Knoxville.....	1.000

1981	POS	PLAYER & CLUB	PCT
	1B	Mark Strucher, Columbus.....	.988
	2B	Darrell Woodard, Birmingham.....	.989
	3B	Mike Naehring, Charlotte.....	.961
	SS	Bryan Little, Memphis.....	.964
	OF	Chris Jones, Columbus.....	.989
	C	Brian Milner, Knoxville.....	.992
	P	John Bohnet, Chattanooga.....	1.000

1983	POS	PLAYER & CLUB	PCT
	1B	Rodney Nealeigh, Memphis.....	.992
	2B	Rondin Johnson, Jacksonville.....	.975
	3B	Mike Pagliarulo, Nashville.....	.954
	SS	Rene Gonzales, Memphis.....	.972
	OF	John Morris, Jacksonville.....	.989
	C	Jeff Reed, Orlando.....	.989
	P	Ray North, Savannah.....	1.000

1985	POS	PLAYER & CLUB	PCT
	1B	Joseph Citari, Memphis.....	.993
	2B	Jeffrey Jacobsen, Charlotte.....	.985
	3B	Edgar Martinez, Chattanooga.....	.947
	SS	Ricky Jones, Charlotte.....	.966
	OF	Richard Rizzo, Memphis.....	.992
	C	Samuel Sorce, Orlando.....	.988
	P	Jose Reyes, Memphis.....	1.000

1987	POS	PLAYER & CLUB	PCT
	1B	Tyler Brilinski, Huntsville.....	.992
	2B	Ron Gant, Greenville.....	.973
	3B	Dave Myers, Chattanooga.....	.952
	SS	Karl Allaire, Columbus.....	.956
	OF	John Gibbons, Chattanooga.....	.987
	C	Jeff Datz, Columbus.....	.993
	P	Bob Milacki, Charlotte.....	1.000

1989	POS	PLAYER & CLUB	PCT
	1B	Dann Howitt, Huntsville.....	.992
	2B	Julio Alcala, Memphis.....	.971
	3B	Robin Ventura, Birmingham.....	.930
	SS	John Alva, Greenville.....	.953
	OF	Jerome Nelson, Chattanooga.....	.996
	C	Don Wakamatsu, Birmingham.....	.990
	P	Phil Harrison, Charlotte.....	1.000

1991	POS	PLAYER & CLUB	PCT
	1B	Jim Bowie, Jacksonville.....	.992
	2B	Billy White, Charlotte.....	.977
	3B	Cheo Garcia, Orlando.....	.954
	SS	Alex Arias, Charlotte.....	.950
	OF	Scott Pose, Chattanooga.....	.996
	C	Mandy Romero, Carolina.....	.994
	P	David Zancanaro, Huntsville.....	1.000

1993	POS	PLAYER & CLUB	PCT
	1B	Tim Hyers, Knoxville.....	.996
	2B	Jose Olmeda, Greenville.....	.977
	3B	Ed Giovanola, Greenville.....	.963
	SS	Alex Gonzalez, Knoxville.....	.956
	OF	Marty Cordova, Nashville.....	.991
	C	Mike Durant, Nashville.....	.992
	P	Jeff Mansur, Nashville.....	1.000

1995	POS	PLAYER & CLUB	PCT
	1B	James Bonnici, Port City.....	.995
	2B	Frank Catalanotto, Jacksonville.....	.974
	3B	Greg Norton, Birmingham.....	.938
	SS	Pablo Martinez, Greenville.....	.966
	OF	Adam Hyzdu, Chattanooga.....	.995
	C	Scott Vollmer, Birmingham.....	.992
	P	Larry Luebbers, Chattanooga.....	1.000



1996	POS	PLAYER & CLUB	PCT
	1B	Sean Freeman, Jacksonville.....	.994
	2B	Frank Menecchino, Birmingham.....	.978
	3B	Peter Rose, Birmingham.....	.942
	SS	Luis Garcia, Jacksonville.....	.947
	OF	Michael Barger, Port City.....	1.000
	C	Jason Varitek, Port City.....	.993
	P	Richard Pratt, Birmingham.....	1.000

1998	POS	PLAYER & CLUB	PCT
	1B	Mike Mitchell, Mobile.....	.992
	2B	Jose Macias, Jacksonville.....	.977
	3B	Steve Eddie, Chattanooga.....	.956
	SS	Mark DeRosa, Greenville.....	.964
	OF	Glen Barker, Jacksonville.....	1.000
	C	Jonathan Sweet, Carolina.....	.996
	P	Jason Ryan, West Tenn.....	1.000

2000	POS	PLAYER & CLUB	PCT
	1B	Mike Glavine, Greenville.....	.995
	2B	Marcus Giles, Greenville.....	.997
	3B	Sean Burroughs, Mobile.....	.947
	SS	Derek Mitchell, Jacksonville.....	.964
	OF	Anthony Leday, Mobile.....	.994
	C	Brandon Inge, Jacksonville.....	.990
	P	Nate Cornejo, Jacksonville.....	1.000
		Nate Teut, West Tenn.....	1.000

2002	POS	PLAYER & CLUB	PCT
	1B	Dave Kelton, West Tenn.....	.990
	2B	Mike Collins, Jacksonville.....	.988
	3B	Brennan King, Jacksonville.....	.945
	SS	Garrett Atkins, Carolina.....	.945
	OF	Rainer Olmedo, Chattanooga.....	.960
	OF	Rich Thompson, Tennessee.....	.992
	C	Ryan Langerhans, Greenville.....	.992
	C	Casey Kopitzke, West Tenn.....	.994
	P	Derek Lee, Huntsville.....	1.000

2004	POS	PLAYER & CLUB	PCT
	1B	Scott Thorman, Greenville.....	.994
	2B	Richard Lewis, West Tenn.....	.995
	3B	Brennan King, Jacksonville.....	.949
	SS	Ronny Cedeno, West Tenn.....	.963
	OF	Jon Hamilton, Tennessee.....	.992
	C	Josh Willingham, Carolina.....	.994
	P	Glenn Bott, Jacksonville.....	1.000

2006	POS	PLAYER & CLUB	PCT
	1B	Ryan Bear, Carolina.....	.992
	2B	Danny Richar, Tennessee.....	.986
	3B	Lee Mitchell, Carolina.....	.972
	SS	Chin-Lung Hu, Jacksonville.....	.981
	OF	Ron Acuna, Huntsville.....	1.000
	C	Miguel Montero, Tennessee.....	.997
	P	Steven Jackson, Tennessee.....	1.000

2008	POS	PLAYER & CLUB	PCT
	1B	Tonys Gutierrez, Chattanooga.....	.990
	2B	Rusty Ryal, Mobile.....	.984
	3B	Van Pope, Mississippi.....	.949
	SS	Ronnie Merrill, Montgomery.....	.974
	OF	James Tomlin, Jacksonville.....	.995
	C	J.C. Boscan, Mississippi.....	.997
	P	Hector Ambriz, Mobile.....	1.000

2010	POS	PLAYER & CLUB	PCT
	1B	Bryan Byrne, Mobile.....	.995
	2B	Tony Thomas, Tennessee.....	.973
	3B	Matt Dominguez, Jacksonville.....	.955
	SS	Kris Negron, Carolina.....	.965
	OF	Emeel Salem, Montgomery.....	.992
	C	Nevin Ashley, Montgomery.....	.992
	P	Scott Carroll, Carolina.....	1.000

1997	POS	PLAYER & CLUB	PCT
	1B	Randall Jorgensen, Memphis.....	.990
	2B	Chris Wimmer, Orlando.....	.982
	3B	Mike Coolbaugh, Huntsville.....	.943
	SS	Brandon Moore, Birmingham.....	.960
	OF	Christian Prieto, Mobile.....	.991
	C	Clemente Alvarez, Birmingham.....	.998
	P	Derrin Ebert, Greenville.....	1.000

1999	POS	PLAYER & CLUB	PCT
	1B	Rich Aude, Birmingham.....	.995
	2B	Dustin Carr, Orlando.....	.977
	3B	Aubrey Huff, Orlando.....	.927
	SS	Juan Sosa, Carolina.....	.958
	OF	Tarrick Brock, West Tenn.....	.997
	C	Josh Paul, Birmingham.....	.992
	P	Jim Crowell, Chattanooga.....	1.000

2001	POS	PLAYER & CLUB	PCT
	1B	Eric Battersby, Birmingham.....	.995
	2B	Keoni DeRenne, Greenville.....	.996
	3B	Andy Beinbrink, Orlando.....	.948
	SS	Travis Dawkins, Chattanooga.....	.964
	OF	Darrell Dent, Jacksonville.....	1.000
	C	Wilbert Nieves, Mobile.....	.996
	P	Chris Baker, Tennessee.....	1.000
		Eric Junge, Jacksonville.....	1.000

2003	POS	PLAYER & CLUB	PCT
	1B	David Gemoll, Huntsville.....	.990
	2B	Andrew Beattie, Chattanooga.....	.981
	3B	Corey Erickson, Tennessee.....	.940
	SS	J.J. Hardy, Huntsville.....	.970
	OF	Chip Ambres, Carolina.....	1.000
	C	Humberto Quintero, Mobile.....	.995
	P	Ryan Snare, Carolina.....	1.000

2005	POS	PLAYER & CLUB	PCT
	1B	James Loney, Jacksonville.....	.993
	2B	Rex Rundgren, Carolina.....	.974
	3B	Casey McGehee, West Tenn.....	.953
	SS	Ronnie Merrill, Jr., Mobile.....	.976
	OF	Tyodus Meadows, Jacksonville.....	.993
	C	Jose Reyes, West Tenn.....	.994
	P	Josh Johnson, Carolina.....	1.000

2007	POS	PLAYER & CLUB	PCT
	1B	Steve Sollmann, Huntsville.....	.996
	2B	J.C. Holt, Mississippi.....	.985
	3B	Lee Mitchell, Carolina.....	.970
	SS	Chris Minaker, West Tenn.....	.972
	OF	Thomas Collaro, Birmingham.....	.994
	C	Lou Palmisano, Huntsville.....	.995
	P	Jack Egbert, Birmingham.....	1.000

2009	POS	PLAYER & CLUB	PCT
	1B	Logan Parker, Carolina.....	.990
	2B	C.J. Retherford, Birmingham.....	.981
	3B	Marquez Smith, Tennessee.....	.959
	SS	Pedro Ciriaco, Mobile.....	.960
	OF	Matt Young, Mississippi.....	1.000
	C	J.C. Boscan, Mississippi.....	.993
	P	Casey Coleman, Tennessee.....	1.000

2011	POS	PLAYER & CLUB	PCT
	1B	Paul Goldschmidt, Mobile.....	.996
	2B	Jacob Elmore, Mobile.....	.981
	3B	Donell Linares, Mississippi.....	.932
	SS	Taylor Harbin, Mobile.....	.969
	OF	A.J. Pollock, Mobile.....	.996
	C	Ed Easley, Mobile.....	.998
	P	Joseph O'Garra, Jacksonville.....	1.000



2012	PLAYER & CLUB	PCT
1B	Hunter Morris, Huntsville	.995
2B	Logan Watkins, Tennessee	.987
3B	David Vidal, Pensacola	.986
SS	Hak-Ju Lee, Montgomery	.954
OF	Ty Morrison, Montgomery	.996
C	Jesus Sucre, Jackson	1.000
P	Graham Taylor, Jacksonville	1.000

2014	PLAYER & CLUB	PCT
1B	Cameron Seitzer, Montgomery	.998
2B	Stephen Bruno, Tennessee	.973
3B	Jake Lamb, Mobile	.959
SS	Austin Nola, Jacksonville	.962
OF	Isaac Galloway, Jacksonville	.991
C	Luke Maile, Montgomery	.995
P	Jon Moscot, Pensacola	1.000

2016	PLAYER & CLUB	PCT
1B	D.J. Hicks, Chattanooga	.997
2B	Joey DeMichele, Birmingham	.990
3B	Trey Michalczewski, Birmingham	.951
SS	Zach Vincej, Pensacola	.991
OF	Tyrone Taylor, Biloxi	1.000
C	Williams Astudillo, Mississippi	.997
P	Aaron Slegers, Chattanooga	1.000

2018	PLAYER & CLUB	PCT
1B	Gavin LaValley, Pensacola	.992
2B	Shed Long, Pensacola	.971
3B	Lucas Erceg, Biloxi	.924
SS	Danny Mendick, Birmingham	.970
OF	Nathan Lukes, Montgomery	1.000
C	Brett Sullivan, Montgomery	.996
P	Michael Rucker, Tennessee	1.000



Nathan Lukes became the first qualified OF in Biscuits history to finish the season with a flawless 1.000 fielding percentage. Eight others have accomplished the feat across the league since 1964.

2013	PLAYER & CLUB	PCT
1B	Christian Marrero, Mississippi	.996
2B	Rafael Ynoa, Chattanooga	.987
3B	Mike Walker, Huntsville	.953
SS	Nick Ahmed, Mobile	.980
OF	Ender Inciarte, Mobile	.993
C	Rossmel Perez, Mobile	.996
P	Alberto Cabrera, Tennessee	1.000

2015	PLAYER & CLUB	PCT
1B	Danny Hayes, Birmingham	.995
2B	Joey DeMichele, Birmingham	.985
3B	Rio Ruiz, Mississippi	.950
SS	Elliot Soto, Jacksonville	.980
OF	Jacob Hannemann, Tennessee	.996
C	Ronnie Freeman, Mobile	1.000
P	Daniel Wright, Pensacola	1.000

2017	PLAYER & CLUB	PCT
1B	Taylor Ard, Jacksonville	.993
2B	David Bote, Tennessee	.988
3B	Jason Vosler, Tennessee	.973
SS	Blake Trahan, Pensacola	.982
OF	Victor Reyes, Jackson	.997
C	Joe Hudson, Pensacola	.997
P	Joe Gunkel, Jacksonville	1.000
	Matt Tomshaw, Jacksonville	1.000



## BATTING AVERAGE, SINGLE SEASON

CLUB	PLAYER	AVG	YEAR	CLUB	PLAYER	AVG	YEAR
Asheville	Mike Reinbach	.346*	1972	Lynchburg	Dick Kenworthy	.312	1964
Biloxi	Orlando Arcia	.307	2015	Macon	Len Boehmer	.329*	1964
<b>Birmingham</b>	<b>Kevin Coughlin</b>	<b>.385*</b>	<b>1995</b>	Memphis	Dan Rohrmeier	.344*	1996
Carolina	Dave Sappelt	.361	2010	Mississippi	Ozzie Albies	.321*	2016
Charlotte	Chris Padget	.324	1986	Mobile	Javier Brito	.327*	2007
Chattanooga	Kevin Rhomberg	.366*	1981	Montgomery	Delmon Young	.336	2005
Columbus	Danny Heep	.327	1979	Nashville	Buck Showalter	.324	1980
Evansville	Lorenzo Fernandez	.302	1966	Orlando	Doc Estes	.323	1978
Greenville	Napoleon Calzado	.359*	2004	Pensacola	Josh Fellhauer	.314	2014
Huntsville	Angel Salome	.360*	2008	Port City	Desi Relaford	.287	1995
Jacksonville	Don Slaught	.335	1981	Savannah	Albert Hall	.308	1981
Knoxville/Tennessee	Willson Contreras	.333*	2015	West Tenn/Jackson	Ezequiel Carrera	.337*	2009

## HOME RUNS, SINGLE SEASON

CLUB	PLAYER	HR	YEAR	CLUB	PLAYER	HR	YEAR
Asheville	Ken Hottman	37*	1971	Lynchburg	Dick Kenworthy	29*	1964
Biloxi	Corey Ray	27	2018	Macon	Lee May	25	1964
Birmingham	Rondal Rollin	39*	1987	Memphis	Mike Fuentes	37*	1982
Carolina	Neftali Soto	30**	2011	Mississippi	Ernesto Mejia	26	2011
Charlotte	Tom Dodd	37	1987	Mobile	Paul Goldschmidt	30**	2011
Chattanooga	Adam Brett Walker, II	31*	2015	Montgomery	Smokey Robinson	28	1972
Columbus	Larry Mansfield	33	1971	Nashville	Steve Balboni	34*	1980
	Alan Knicely	33*	1979		Brian Dayett	34	1982
Evansville	Rogelio Alvarez	19**	1967	<b>Orlando</b>	<b>Tim Laudner</b>	<b>42*</b>	<b>1981</b>
Greenville	Mike Hessman	26	2001	Pensacola	Aristides Aquino	20	2018
Huntsville	Rob Nelson	32	1985	Port City	James Bonnici	20	1995
Jacksonville	Billy Moore	33	1985	Savannah	Leonel Vargas	32	1981
Knoxville/Tennessee	Geronimo Berroa	36	1987	West Tenn/Jackson	Mike Wilson	27*	2008

## RUNS BATTED IN, SINGLE SEASON

CLUB	PLAYER	RBI	YEAR	CLUB	PLAYER	RBI	YEAR
Asheville	Ken Hottman	116*	1971	Lynchburg	Dick Kenworthy	97	1964
Biloxi	Corey Ray	74	2018	Macon	Lee May	110*	1964
Birmingham	Luis Raven	112	1997	Memphis	Mike Fuentes	115*	1982
Carolina	George Canale	102*	1995	Mississippi	Ernesto Mejia	99*	2011
Charlotte	Tom Dodd	127*	1987	Mobile	Paul Goldschmidt	94	2011
Chattanooga	Adam Brett Walker, II	106*	2015	Montgomery	Smokey Robinson	94	1972
Columbus	Larry Ray	108	1986	Nashville	Steve Balboni	122*	1980
Evansville	Jackson Queen	67	1966	Orlando	Mark Funderburk	116*	1985
Greenville	Dave Griffin	104	1986	Pensacola	Travis Mattair	69	2014
Huntsville	Terry Steinbach	132*	1986	Port City	James Bonnici	91	1995
	Mike Coolbaugh	132*	1997	Savannah	Jack Pierce	103	1972
<b>Jacksonville</b>	<b>Gabe Kapler</b>	<b>146*</b>	<b>1998</b>	West Tenn/Jackson	Tyler O'Neill	102	2016
Knoxville/Tennessee	Tim Giles	114*	1999				

\* Led League

\*\* Tied for League Lead

**Bold = SL Record**



## WINS, SINGLE SEASON

CLUB	PLAYER	W	YEAR	CLUB	PLAYER	W	YEAR
Asheville	Jim MacDonnell	17**	1971	Lynchburg	Manly Johnston	20*	1964
Biloxi	Jorge Lopez	12**	2015	Macon	Dave Galligan	17	1964
Birmingham	Don Heinkel	19*	1983	Memphis	Israel Sanchez	13	1986
Carolina	Tim Wakefield	15	1991		Rob Mattson	13	1996
Charlotte	Laddie Renfroe	19*	1989		Heath Murray	13	1996
Chattanooga	Chris Hammond	16*	1988	Mississippi	Todd Redmond	13*	2008
Columbus	Jim MacDonald	17*	1980	Mobile	Bill Edgerton	17*	1966
Evansville	Francisco Carlos	15	1966	Montgomery	Dick Drago	15*	1967
Greenville	Napoleon Robinson	16*	1991		Andy Sonnanstine	15**	2006
Huntsville	Dan Eskew	14	1990		Chris Mason	15*	2007
Jacksonville	Dave Borkowski	16*	1998	Nashville	Clay Christiansen	16**	1982
	Tom Koehler	16*	2010		Stefan Wever	16**	1982
Knoxville/Tennessee	Steve Davis	17*	1985	Orlando	Terry Sheehan	17*	1978
	Joe Henderson	17*	1973	Pensacola	Josh Smith	11	2013
				Port City	Osvaldo Fernandez	12	1995
				Savannah	Domingo Figueroa	15*	1974
					Craig McMurtry	15*	1981
				West Tenn/Jackson	Ricky Nolasco	14**	2005

## LOSSES, SINGLE SEASON

CLUB	PLAYER	L	YEAR	CLUB	PLAYER	L	YEAR
Asheville	Bob Galasso	15*	1973	Lynchburg	Francisco Carlos	14**	1965
Biloxi	Jorge Ortega	9	2016	Macon	Ken Larsen	15*	1967
	Thomas Jankins	9	2018	Memphis	John Davis	15	1985
Birmingham	Sammy Ellis	15**	1971	Mississippi	Chris Waters	14*	2006
	Spencer Adams	15*	2017	Mobile	Rick Guttorsman	16*	2001
Carolina	Mike Zimmerman	15**	1992	Montgomery	Burwell Geiger	15**	1978
Charlotte	John Hoover	16*	1985		Stephen Viethaus	15**	1978
Chattanooga	Al Raffo	14**	1965	Nashville	Jay Howell	14	1978
	Ross Powell	14**	1990	Orlando	Warren Mertens	15*	1979
Columbus	David Aloï	16*	1976		Michael Unga	15*	1980
Evansville	Ray Cordeiro	14	1968	Pensacola	Wyatt Strahan	12**	2018
Greenville	Steve Ziem	16	1985	Port City	Ryan Franklin	12	1996
Huntsville	Curtis Shaw	16*	1993	Savannah	Tim Cole	15*	1981
Jacksonville	Kent Bottenfield	17*	1989	West Tenn/Jackson	Doug Fister	14	2008
Knoxville/Tennessee	Scott Elam	16*	1982				

\* Led League  
\*\* Tied for League Lead  
Bold = SL Record



## COMPLETE GAMES, SINGLE SEASON

CLUB	PLAYER	CG	YEAR	CLUB	PLAYER	CG	YEAR
Asheville	Dave Roberts	14*	1966	Lynchburg	Manly Johnston	15*	1964
	Randy Stein	14	1973		Fred Klages	15	1965
	Randy Benson	14	1974	Macon	Dave Galligan	12	1964
	Doug Wessel	14	1974		Silvano Quezada	12*	1967
	Mike Parrott	14*	1975	Memphis	Bryn Smith	12	1980
Biloxi	Tyler Wagner	2	2015	Mississippi	Sean Gilmartin	3	2012
	Aaron Wilkerson	2**	2017		Tyrell Jenkins	3*	2015
Birmingham	Don Heinkel	13*	1983	Mobile	Bill Edgerton	10	1966
Carolina	Tim Wakefield	8**	1991	Montgomery	Sheldon Burnside	16**	1977
Charlotte	Ken Dixon	20*	1984	Nashville	Jamie Werly	18**	1981
Chattanooga	Robin Fuson	15*	1982	Orlando	Jerry Garvin	15	1976
Columbus	Billy Smith	19*	1979	Pensacola	Jon Moscot	2	2014
Evansville	Daniel Murphy	11	1966	Port City	Bob Wolcott	2	1995
Greenville	Joe Johnson	7	1984		Ryan Franklin	2	1996
Huntsville	Todd Burns	5	1986	Savannah	Warren Jenkins	13*	1969
	Wally Whitehurst	5	1987		Rick Camp	13	1975
Jacksonville	Bill Paschall	13	1977		Roger Alexander	13	1976
Knoxville/Tennessee	Dennis Howard	13	1982		Craig McMurtry	13	1981
				West Tenn/Jackson	Dave Manning	6	1999

## INNINGS PITCHED, SINGLE SEASON

CLUB	PLAYER	IP	YEAR	CLUB	PLAYER	IP	YEAR
Asheville	Ken Larsen	208.0	1971	Lynchburg	Manly Johnston	227.0*	1964
Biloxi	Tyler Wagner	152.1	2015	Macon	Dave Galligan	209.0	1964
Birmingham	Sammy Ellis	208.0*	1971	Memphis	Rob Mattson	201.2*	1995
Carolina	Tim Wakefield	183.0	1991	Mississippi	Todd Redmond	166.1	2008
Charlotte	Ken Dixon	240.0*	1984	Mobile	Matt Torra	180.0*	2009
Chattanooga	Robin Fuson	222.0*	1982	Montgomery	Bill Gilbreth	221.0*	1970
Columbus	Doug Konieczny	213.0*	1973		Danny Fife	221.0*	1972
Evansville	Francisco Carlos	199.0*	1966	Nashville	Jamie Werly	222.0**	1981
Greenville	Kevin Coffman	181.2	1987	Orlando	Bryan Oelkers	219.2	1984
Huntsville	Wally Whitehurst	183.1	1987	Pensacola	Deck McGuire	168.0*	2017
Jacksonville	Brian Barnes	201.1*	1990	Port City	Ryan Franklin	182.0	1996
Knoxville/Tennessee	Steve Cummings	213.0	1988	Savannah	Steve Bedrosian	203.0*	1980
				West Tenn/Jackson	Brian McNichol	179.0	1998

\* Led League  
\*\* Tied for League Lead  
Bold = SL Record



RHP Deck McGuire set the Pensacola Blue Wahoos franchise record for IP in a season (168.0) before making his major league debut on September 12, 2017.





## STRIKEOUTS, SINGLE SEASON

CLUB	PLAYER	SO	YEAR	CLUB	PLAYER	SO	YEAR
Asheville	Luke Walker	197*	1965	Lynchburg	Manly Johnston	166	1964
Biloxi	Aaron Wilkerson	143	2017	Macon	Dave Galligan	168*	1964
<b>Birmingham</b>	<b>Chris Floethe</b>	<b>225*</b>	<b>1971</b>	Memphis	Archie Corbin	166	1991
Carolina	Shawn Chacon	172*	2000	Mississippi	Sean Newcomb	152*	2016
Charlotte	Ken Dixon	211*	1984	Mobile	Esmerling Vasquez	151	2007
Chattanooga	Curt Lyons	176*	1996	Montgomery	Bill Gilbreth	192*	1970
Columbus	Doug Konieczny	222*	1973	Nashville	Jamie Werly	193*	1981
Evansville	Dan Murphy	135	1966	Orlando	Mike Trombley	175*	1991
Greenville	Kevin Coffman	153	1987	Pensacola	Deck McGuire	170*	2017
Huntsville	Ray Young	163	1989	Port City	Oswaldo Fernandez	160	1995
Jacksonville	Brian Barnes	213*	1990	Savannah	Steve Bedrosian	161*	1980
Knoxville/Tennessee	Alex Sanchez	166	1988	West Tenn/Jackson	Renyel Pinto	179*	2004

## EARNED RUN AVERAGE, SINGLE SEASON

Minimum 0.8 IP/League Games

CLUB	PLAYER	ERA	YEAR	CLUB	PLAYER	ERA	YEAR
Asheville	Luke Walker	2.26*	1965	Lynchburg	Manly Johnston	2.46*	1964
Biloxi	Tyler Wagner	2.25*	2015	Macon	Silvano Quezada	2.45	1967
Birmingham	Wilson Alvarez	1.83	1991	Memphis	Hector Wagner	2.03	1990
<b>Carolina</b>	<b>Travis Wood</b>	<b>1.21*</b>	<b>2009</b>	Mississippi	Mike Soroka	2.75	2017
Charlotte	Sammy Stewart	2.08*	1977	Mobile	Bryan Wolff	2.29*	1998
Chattanooga	Chris Hammond	1.72	1988	Montgomery	Dave Rozema	1.57*	1976
Columbus	Russ Rothermel	1.81*	1973	Nashville	Andy McGaffigan	1.82*	1980
Evansville	Dan Lazar	2.30	1967	Orlando	Pat Mahomes	1.78*	1991
Greenville	Jim LeMasters	2.19	1989	Pensacola	Timothy Adleman	2.64	2015
Huntsville	Joe Law	2.56	1988	Port City	Matt Wagner	2.82	1995
Jacksonville	Lynn McKinney	1.62	1976	Savannah	Roger Alexander	1.84*	1978
Knoxville/Tennessee	Joe Henderson	2.08*	1973	West Tenn/Jackson	Steve Smyth	2.54	2001

## WINNING PERCENTAGE, SINGLE SEASON

CLUB	PLAYER	PCT.	W-L	YEAR
Asheville	Herb Hutson	.824*	14-3	1972
Biloxi	Zack Brown	.900*	9-1	2018
Birmingham	Jeff Bettendorf	.900*	9-1	1987
Carolina	Sean Fesh	.900	9-1	2003
Charlotte	Mike Skinner	.917*	11-1	1985
<b>Chattanooga</b>	<b>Tommy Kramer</b>	<b>.923*</b>	<b>12-1</b>	<b>1995</b>
Columbus	Tom Shafer	.833	10-2	1965
Evansville	Dan Murphy	.833	10-2	1967
Greenville	Andy Nezelek	.818*	9-2	1992
Huntsville	Dan Eskew	.824*	14-3	1990
Jacksonville	Tom Koehler	.889*	16-2	2010
Knoxville/Tennessee	Joe Henderson	.810*	17-4	1973
Lynchburg	Jose Lizondro	.769	10-3	1965
Macon	Dave Galligan	.680	17-8	1964
Memphis	Shane Dennis	.900	9-1	1996
Mississippi	Chuck James	.900	9-1	2005
Mobile	Mike Thompson	.833*	10-2	2004
Montgomery	John Gregory	.846*	11-2	1969
	Dennis DeBarr	.846*	11-2	1976
Nashville	Pete Filson	.833	10-2	1981
Orlando	Denny Neagle	.800	12-3	1990
Pensacola	Seth Varner	.750	9-3	2018
Port City	Oswaldo Fernandez	.632	12-7	1995
Savannah	Domingo Figueroa	.789*	15-4	1974
West Tenn/Jackson	Ricky Nolasco	.824	14-3	2004

\* Led League

\*\* Tied for League Lead

Bold = SL Record



## INDIVIDUAL NO-HITTERS

DATE	PITCHER, CLUB	OPPONENT	SCORE
May 3, 1964*	Doug Gallagher, Knoxville	Asheville	W, 3-0
April 29, 1965*	Paul Seitz, Birmingham	Chattanooga	W, 2-0
June 30, 1965*	Mike Jurewicz, Columbus	Charlotte	W, 2-0
August 11, 1965	William "Bill" Whitby, Charlotte	Asheville	W, 5-0
August 13, 1965*	Rich Beck, Columbus	Lynchburg	W, 2-0
July 4, 1966*	Steve Jones, Evansville	Columbus	W, 1-0
April 23, 1967**	Robert Sturges, Macon	Evansville	T, 0-0
<b>July 6, 1967*</b>	<b>George Lauzerique, Birmingham</b>	<b>Evansville</b>	<b>W, 1-0</b>
July 22, 1967*	Leslie Cain, Montgomery	Birmingham	W, 2-0
July 31, 1967	Mike Olivo, Birmingham	Evansville	W, 2-0
July 7, 1968*	James Brown, Montgomery	Charlotte	W, 2-0
July 25, 1968	James Brown, Montgomery	Birmingham	W, 3-0
May 23, 1969*	Paul Edmondson, Columbus	Montgomery	W, 3-0
July 26, 1969*	John Gregory, Montgomery	Savannah	W, 6-0
August 22, 1969*	Ron Crook, Asheville	Savannah	W, 3-0
<b>August 14, 1970</b>	<b>Chips Swanson, Montgomery</b>	<b>Savannah</b>	<b>W, 3-0</b>
July 9, 1971	Robert Kaiser, Jacksonville	Montgomery	W, 3-0
July 10, 1971*	Harold Clem, Asheville	Savannah	W, 1-0
August 29, 1971	Pat Darcy, Columbus	Charlotte	W, 2-0
September 5, 1971	Daniel Evans, Columbus	Jacksonville	W, 3-0
May 12, 1972	Domingo Figueroa, Savannah	Jacksonville	W, 1-0
July 26, 1973	Matt Rosiek, Columbus	Savannah	W, 9-0
August 8, 1973	Dave Lemanczyk, Montgomery	Asheville	W, 3-0
August 26, 1973	Gary Lance, Jacksonville	Birmingham	W, 3-0
July 5, 1974*	Tom Bruno, Jacksonville	Columbus	W, 5-0
July 25, 1974*	Mickey Mahler, Savannah	Birmingham	W, 8-0
April 24, 1976	Steve Trella, Montgomery	Jacksonville	W, 1-0
June 4, 1976*	Mark Ballinger, Jacksonville	Columbus	W, 3-0
June 24, 1976*	Sheldon Burnside, Montgomery	Charlotte	W, 8-0
May 26, 1978	Terry Sheehan, Orlando	Savannah	W, 3-0
July 12, 1978*	Rodney Boxberger, Columbus	Montgomery	W, 3-0
August 20, 1978	Mike Finlayson, Memphis	Montgomery	W, 1-0
May 16, 1981	Jeff Cornell, Jacksonville	Nashville	W, 4-0
May 21, 1982	Matt West, Savannah	Jacksonville	W, 1-0
July 9, 1983	Tony Ferreira, Jacksonville	Knoxville	W, 6-0
August 25, 1983	Bob Veselic, Columbus	Nashville	W, 2-0
May 4, 1984*	Jim Deshaies, Nashville	Columbus	W, 5-1
May 10, 1985	Scott Elam, Knoxville	Memphis	W, 2-0
May 13, 1985	John Habyan, Charlotte	Columbus	W, 6-0
June 8, 1986	Troy McKay, Jacksonville (6 innings)	Chattanooga	T, 0-0
July 2, 1986	Mitch McKelvey, Memphis	Columbus	W, 16-0
June 4, 1990*	Rob Wishnevski, Knoxville	Charlotte	W, 3-0
June 17, 1990	Kent Bottenfield, Jacksonville	Orlando	W, 1-0
July 13, 1990*	Frank Castillo, Charlotte	Huntsville	W, 4-0
August 9, 1990	Pete Blohm, Knoxville (6 innings)	Greenville	W, 2-0
August 30, 1990*	Johnny Ard, Orlando	Chattanooga	W, 2-0
August 8, 1991*	Mike Trombley, Orlando	Knoxville	W, 3-0
August 28, 1992*	John Roper, Chattanooga	Birmingham	W, 1-0
June 13, 1993	Tanyon Sturtze, Huntsville	Chattanooga	W, 5-0
August 8, 1993	Rodney Myers, Memphis	Knoxville	W, 3-0
August 8, 1995	Luis Andujar, Birmingham	Memphis	W, 1-0
Sept. 2, 1995*	Robbie Beckett, Memphis	Chattanooga	L, 1-0
June 1, 1996	Travis Buckley, Chattanooga	Huntsville	W, 6-0
April 21, 1997*	Ryan Franklin, Memphis	Carolina	W, 6-0
July 22, 1999	Dave Manning, West Tenn.	Jacksonville	W, 1-0
May 27, 2000	Leo Estrella, Tennessee	Orlando	W, 3-0
August 3, 2000	Kevin Mobley, Jacksonville	Tennessee	W, 1-0
May 22, 2002	Gerardo Garcia, Orlando	Tennessee	W, 2-0
<b>July 15, 2003*</b>	<b>Chad Gaudin, Orlando</b>	<b>Jacksonville</b>	<b>W, 1-0</b>
July 29, 2005	Nic Ungs, Carolina	West Tenn.	W, 2-0
June 21, 2007*	Mark Holliman, Tennessee	Huntsville	W, 3-0
June 2, 2008*	David Welch, Huntsville	Chattanooga	W, 2-0
June 25, 2008	Tommy Hanson, Mississippi	Birmingham	W, 6-0
May 4, 2009**	Aaron Poreda, Birmingham	West Tenn.	W, 3-0
August 15, 2010**	Elih Villanueva, Jacksonville	Carolina	W, 1-0
June 16, 2011	Matt Moore, Montgomery	Mobile	W, 8-0
August 6, 2013	Eric Jokisch, Tennessee	Jacksonville	W, 10-0
August 24, 2013	Victor Mateo, Montgomery	Jacksonville	W, 3-0
August 28, 2014	Andres Santiago, Chattanooga	Tennessee	W, 1-0
June 9, 2015*	Frankie Montas, Birmingham	Tennessee	W, 2-0
<b>April 22, 2017</b>	<b>Tyler Mahle, Pensacola</b>	<b>Mobile</b>	<b>W, 1-0</b>

\* 7-inning game | \*\* 5-inning game | Bold = Perfect Game



## COMBINED NO-HITTERS

DATE	CLUB (PITCHERS)	OPPONENT	SCORE
August 28, 1984	<b>Knoxville</b> (David Shipanoff, Mercedes Esquer & Tim Rodgers)	Charlotte	L, 1-0
April 18, 1991	<b>Birmingham</b> (Jose Ventura, Chris Howard & John Hudek)	Charlotte	W, 4-1
May 8, 1992	<b>Carolina</b> (Mike Zimmerman & Dennis Tafoya; 8-inning game)	Chattanooga	W, 1-0
August 3, 1992	<b>Huntsville</b> (Dana Allison, Roger Smithberg & Todd Revenig; 10-inning game)	Birmingham	W, 1-0
April 14, 1997	<b>Memphis</b> (Ryan Franklin, Scott Simmons & David Holdridge)	Chattanooga	W, 4-0
April 5, 2001	<b>Birmingham</b> (Mike Porzio, Matt Beaumont & Brian Tokarse)	Tennessee	W, 5-0
April 9, 2003	<b>Carolina</b> (Ryan Snare, Steve Kent & Ryan Baker; 7-inning game)	Mobile	W, 1-0
April 14, 2004	<b>Carolina</b> (Trevor Hutchinson & Kevin Cave; 7-inning game)	Huntsville	W, 5-0
August 2, 2010	<b>Mississippi</b> (Julio Teheran & Ty'Relle Harris)	Mobile	W, 2-0
June 16, 2012	<b>Pensacola</b> (Daniel Corcino & Wilkin De La Rosa)	Mobile	W, 6-0
August 2, 2012	<b>Huntsville</b> (Jimmy Nelson, Dan Merklinger, RJ Seidel, Darren Byrd & Brandon Kintzler)	Chattanooga	W, 3-1
August 14, 2013	<b>Mobile</b> (Archie Bradley, Matt Gorgen, Derek Eitel, Willy Paredes & Jake Barrett)	Huntsville	W, 2-0
May 20, 2016	<b>Pensacola</b> (Jackson Stephens, Matt Maggill & Carlos Gonzalez; 7-inning gm)	Jacksonville	W, 6-0
July 11, 2016	<b>Montgomery</b> (Steve Ascher, Jared Mortensen, Jordan Harrison & Kyle Winkler; 7-inning game)	Jackson	W, 2-1
August 14, 2017	<b>Biloxi</b> (Hiram Burgos, Forrest Snow, Nick Ramirez, Jorge Lopez; 7-inning game)	Tennessee	W, 1-0
April 28, 2018	<b>Mobile</b> (Griffin Canning, Matt Custred, & Ryan Clark)	Montgomery	W, 1-0
May 14, 2018	<b>Mobile</b> (Griffin Canning, Greg Mahle, Adrian Almeida, & Ryan Clark)	Birmingham	W, 9-0
June 14, 2018	<b>Jackson</b> (Justin Donatella, Daniel Gibson, Kirby Bellow, Kevin Ginkel, Brad Goldberg)	Jacksonville	W, 6-0

## POSTSEASON NO-HITTERS\*

DATE	PITCHER(S), CLUB	OPPONENT	SCORE
September 8, 1993	Mike Hostetler, Greenville	Knoxville	W, 2-0
September 8, 2005	Chad Billingsley & Jonathan Broxton, Jacksonville	Birmingham	W, 2-0
September 7, 2007	Corey Thurman, Dave Johnson & Luis Pena, Huntsville	Tennessee	W, 5-0

\* Postseason game logs not kept prior to 1993

## PERFECT GAMES\*

DATE	PITCHER, CLUB	OPPONENT	SCORE
July 6, 1967*	George Lauzerique, Birmingham	Evansville	W, 1-0
August 14, 1970	Chips Swanson, Montgomery	Savannah	W, 3-0
July 15, 2003*	Chad Gaudin, Orlando	Jacksonville	W, 1-0
April 22, 2017	Tyler Mahle, Pensacola	Mobile	W, 1-0

\*indicates a 7-inning game

## MISCELLANEOUS LOW-HIT GAMES

DATE	PITCHER, CLUB	OPPONENT	SCORE
April 14, 1978	Darrell Jackson, Orlando (making pro debut, pitched nine hitless innings of a 12-inn. game)	Jacksonville	W, 1-0
May 28, 1987	Bob Milacki, Charlotte (lost no-hitter in 12th inning of a 13-inning game)	Chattanooga	W, 2-1




## 15-GAME WINNERS

YEAR	PLAYER & CLUB	W-L
1964	Manly Johnston, Lynchburg	20-7
1983	Don Heinkel, Birmingham	19-6
1989	Laddie Renfroe, Charlotte	19-7
1966	Bill Edgerton, Mobile	17-4
1973	Joe Henderson, Knoxville	17-4
1971	Jim MacDonnell, Asheville	17-7
1976	Dave Ford, Charlotte	17-7
1980	Jim MacDonald, Columbus	17-7
1985	Steve Davis, Knoxville	17-7
1964	Dave Galligan, Macon	17-8
1971	Dick Rusteck, Charlotte	17-8
1978	Terry Sheehan, Orlando	17-8
2010	Tom Koehler, Jacksonville	16-2
1988	Chris Hammond, Chattanooga	16-5
1968	Grover Powell, Asheville	16-6
1982	Stefan Wever, Nashville	16-6
1991	Napoleon Robinson, Greenville	16-6
1965	Tom Frondorf, Knoxville	16-7
1998	Dave Borkowski, Jacksonville	16-7
1972	Paul Mitchell, Asheville	16-8
1980	Allan Ramirez, Charlotte	16-8
1982	Clay Christiansen, Nashville	16-8
1965	Milt Osteen, Knoxville	16-9
2006	Spike Lundberg, Jacksonville	15-2
1969	Bill Zepp, Charlotte	15-3
1974	Domingo Figueroa, Savannah	15-4
1987	John Trautwein, Jacksonville	15-4
2001	Mitch Wylie, Birmingham	15-4
2007	Chris Mason, Montgomery	15-4
1971	Greg Jaycox, Charlotte	15-5
1974	Paul Siebert, Columbus	15-5
1980	Andy McGaffigan, Nashville	15-6
1996	Brian Moehler, Jacksonville	15-6
2001	Chris Baker, Tennessee	15-6
1991	Tim Wakefield, Carolina	15-7
1964	Jose Lizondro, Lynchburg	15-8
1966	Francisco Carlos, Evansville	15-8
2006	Andy Sonnanstine, Montgomery	15-8
1967	Dick Drago, Montgomery	15-9
1980	Brian Ryder, Nashville	15-9
1977	Bryn Smith, Memphis	15-10
1989	Pat Bangston, Orlando	15-10
1979	Del Leatherwood, Columbus	15-11
1981	Craig McMurtry, Savannah	15-11
1990	Doug Simons, Orlando	15-11
1995	Elmer Dessens, Carolina	15-12

## 30-HOMER HITTERS

YEAR	PLAYER & CLUB	HR
1981	Tim Laudner, Orlando	42
1987	Rondal Rollin, Birmingham	39
1971	Ken Hottman, Asheville	37
1982	Mike Fuentes, Memphis	37
1987	Tom Dodd, Charlotte	37
1987	Geronimo Berroa, Knoxville	36
1973	Terry Clapp, Asheville	35
1980	Steve Balboni, Nashville	34
1982	Brian Dayett, Nashville	34
1985	Mark Funderburk, Orlando	34
1996	Derrek Lee, Memphis	34
1971	Larry Mansfield, Columbus	33
1979	Alan Knicely, Columbus	33
1984	Dan Pasqua, Nashville	33
1985	Bill Moore, Jacksonville	33
1966	Bob Robertson, Asheville	32
1981	Leonel Vargas, Savannah	32
1985	Rob Nelson, Huntsville	32
1981	Mike Laga, Birmingham	31
1981	Willie Royster, Charlotte	31
1986	Glenallen Hill, Knoxville	31
1995	Ivan Cruz, Jacksonville	31
2001	Josh Phelps, Tennessee	31
2003	Bucky Jacobsen, Tennessee	31
2015	Adam Brett Walker II, Chattanooga	31
1972	Mike Reinbach, Asheville	30
1981	Gary Gaetti, Orlando	30
1985	Rondal Rollin, Birmingham	30
1997	Mike Coolbaugh, Huntsville	30
1997	Luis Raven, Birmingham	30
1997	Kevin Witt, Knoxville	30
2011	Paul Goldschmidt, Mobile	30
2011	Neftali Soto, Carolina	30



Former Mobile BayBears slugger Paul Goldschmidt tied for the league lead with 30 home runs during the 2011 Southern League season.



## HITTING FOR THE CYCLE

DATE	BATTER	CLUB	RESULT & OPPONENT
April 19, 1964	Brian McCall	Lynchburg	(L, 4-3 @ Charlotte)
May 27, 1964	Larry Stahl	Birmingham	(W, 11-1 @ Charlotte)
June 21, 1964	Tony Frulio	Birmingham	(W, 10-5 @ Knoxville)
May 27, 1967	Robert Christian	Montgomery	(vs. Charlotte)
July 8, 1967	Reggie Jackson	Birmingham	(vs. Macon)
August 15, 1967 <sup>2</sup>	Hilario Rojas	Montgomery	(W, 14-8 vs Evansville)
May 20, 1970	Michael Lisetski	Asheville	(@ Columbus)
June 14, 1977	Michael Gatlin	Orlando	(@ Charlotte)
August 15, 1977	Dave Stegman	Montgomery	(@ Charlotte)
June 5, 1979	Mark Naehring	Knoxville	(vs. Charlotte)
August 24, 1982	Al Newman	Memphis	(vs. Chattanooga)
July 18, 1983	John Morris	Jacksonville	(@ Chattanooga)
August 27, 1986	Alonzo Powell	Jacksonville	(vs. Columbus)
August 22, 1987	Van Snider	Memphis	(W, 10-3 vs. Knoxville)
April 9, 1990	Boi Rodriguez	Jacksonville	(W, 6-0 vs. Chattanooga)
June 16, 1990	Benny Colvard	Chattanooga	(@ Knoxville)
August 5, 1992	Chris Ebright	Charlotte	(W, 22-2 @ Orlando)
July 18, 1995	Darren Burton	Orlando	(W, 8-2 vs. Greenville)
July 10, 1996	Ron Wright	Greenville	(W, 7-1 vs. Memphis)
April 18, 1997	Paul Torres	Memphis	(W, 13-2 @ Knoxville)
July 19, 1997	Chad Hermanson	Carolina	(L, 14-11 @ Birmingham)
June 12, 1998	Carlos Villalobos	Jacksonville	(W, 8-7 vs. Huntsville)
May 9, 1999	Ben Petrick	Carolina	(W, 6-3 vs. Huntsville)
August 18, 1999	Tim Giles	Knoxville	(L, 10-9 vs Birmingham)
June 10, 2002	Rene Reyes	Carolina	(W, 6-2 @ Greenville)
April 28, 2005	Marland Williams	Tennessee	(L, 14-13 [10 inns] @ Huntsville)
June 10, 2007	Victor Mercedes (1)	Birmingham	(W, 12-3 vs. Mississippi)
July 7, 2007	Alberto Concepcion	Jacksonville	(W, 12-7 @ Carolina)
August 19, 2008	Victor Mercedes (2)	Birmingham	(W, 7-5 vs. Huntsville)
July 5, 2011	Tyler Pastornicky	Mississippi	(W, 14-7 vs. Jackson)
August 18, 2011	Alfredo Silverio	Chattanooga	(L, 12-11 vs. Carolina)
May 26, 2012	Kyle Skipworth	Jacksonville	(W, 13-10 @ Chattanooga)
April 27, 2013	Abraham Almonte	Jackson	(W, 13-0 @ Chattanooga)
April 21, 2014	Donald Lutz	Pensacola	(W, 17-1 @ Jacksonville)
May 22, 2014	Kentrail Davis	Huntsville	(L, 7-6 [12 inns] @ Montgomery)
June 1, 2014	Scott Schebler	Chattanooga	(L, 16-9 vs. Mobile)
May 9, 2015	Tim Anderson	Birmingham	(W, 8-7 @ Montgomery)
May 16, 2015	Zach Borenstein	Mobile	(L, 10-9 vs Birmingham)
August 11, 2015	Jacob May	Birmingham	(L, 13-10 @ Pensacola)
June 1, 2016	Chris Curley	Jacksonville	(W, 7-4 vs Montgomery)
April 18, 2018	Galli Cribbs	Jackson	(W, 8-1 vs Birmingham)
May 11, 2018	Jose Rojas	Mobile	(W, 14-3 @ Mississippi)
September 1, 2018	P.J. Higgins	Tennessee	(L, 10-6 [10 Inns] vs Pensacola)

<sup>2</sup>Cycle occurred in the second game of a doubleheader

Note: Daily game logs not kept prior to 2005

## TRIPLE CROWN WINNERS (BATTERS)

YEAR	BATTER	CLUB	AVG.	HR	RBI
1972	Mike Reinbach	Asheville	.346	30	109

## TRIPLE CROWN WINNERS (PITCHERS)

YEAR	PITCHER	CLUB	ERA	W	K
1982	Stefan Weaver	Nashville	2.78	16	191
1994	Blaine Beatty	Chattanooga	2.38	14	162

## HISTORY





## BILLY HITCHCOCK

Billy Hitchcock, who helped pioneer the Southern League's development into the successful 10-team Double-A league it is today, has been the name attached to the circuit's championship trophy since 2004.

Hitchcock began his 10-year stint as Southern League President in August 1971, having been elected by league owners following the sudden death of his predecessor Sam Smith. League presidency represented just another baseball-related chapter in the life of Hitchcock, who had previously spent nine seasons (1942-53) as a major league infielder and parts of five more as a manager in the 1960s.


Almost immediately after taking over league operations from Smith's widow, Louise, Hitchcock began working with league general managers to modernize facilities. Focusing on affordable family entertainment, Hitchcock adopted the mantra still abided by Southern League franchises from Jackson to Jacksonville: "We've got to entertain the fans. Let's have fun."

Before his first full season as president in 1972, Hitchcock abolished the Dixie Association, a three-division joint venture between the Southern and Texas League. Knoxville became the Southern League's eighth team and paved the way for realignment into East and West Divisions. A playoff series between the two division leaders was created to crown a Southern League champion.

Hitchcock revised the playoff format again in 1976 with the addition of the regular season split schedule; providing a playoff series between the division champions of each half that determined the opponents in the Southern League Championship. Doubling the number of teams in postseason play resulted in a sharp increase in attendance, a staple of the Hitchcock era.

With the addition of expansion teams in Nashville and Memphis, the Southern League topped the one million mark in attendance for the first time in 1978. In fact, attendance increased from 434,274 in Hitchcock's first full year in the league to over 1.75 million in his final campaign.

After instituting several improvements that triggered an explosion of popularity in the Southern League, Hitchcock retired following the 1980 season. Even after his death at age 89 in 2006, Hitchcock's legacy remains an integral part of the Southern League's fabric. In 2014, he was named to the inaugural class of the Southern League Hall of Fame.



Billy Hitchcock



Billy Hitchcock  
Southern League Championship  
Trophy

## OVERVIEW OF THE SOUTHERN LEAGUE

The history of the Southern League can be traced to 1885, when the original eight team Southern League was formed. Although the circuit folded in 1899, the Southern Association formed in 1901 and the South Atlantic League embarked upon its inaugural season three years later. After the Southern Association disbanded in 1961, the South Atlantic League was elevated to Double-A status in 1963. The circuit was renamed the Southern League the following year to correspond with its new classification. It was later decided that all Southern League records would date to the 1964 season.

## THE ORIGINAL SOUTHERN LEAGUE

The original Southern League was formed in 1885 during the early boom of minor league baseball. The league consisted of eight charter members: Atlanta, Augusta, Birmingham, Chattanooga, Columbus, Macon, Memphis, and Nashville. Henry W. Grady, the managing editor of *The Atlanta Journal Constitution*, was named the league's original president and ran it out of his newspaper office. The original schedule called for teams to play a 100-game season but only two teams reached that mark in 1885. The Atlanta franchise won the first Southern League crown with a mark of 60-31.

Ten other cities were affiliated with the original Southern League over the next 14 years: Charleston, Dallas, Evansville, Little Rock, Mobile, Montgomery, New Orleans, Pensacola, Savannah, and Shreveport. None of the 18 teams participated in every season; however, and the circuit became non-operational in 1891, 1892, and 1897.

Hall of Famers Fred Clarke, Joe McGinnity, and Kid Nichols were a few of the talented players who participated in the league's existence during the late 19th century.

With continuing financial problems and a lack of fan support, the Southern League fielded only four teams for the 1899 season. That campaign endured sporadic play and the midseason move of a franchise from Montgomery to Dallas. Mobile and New Orleans disbanded due to low attendance in June and the remainder of the season was subsequently canceled.

That midseason cancellation in 1899 marked the official end of the original Southern League. With not enough interest or support entering the following season, the league folded for good.

## THE SOUTHERN ASSOCIATION

In 1901, the Southern Association was formed to fill the void left by the original Southern League. There were eight franchises in its inaugural season: Birmingham, Chattanooga, Little Rock, Memphis, Nashville, New Orleans, Selma, and Shreveport. Reed W. Kent was named the first president of the Southern Association, but was succeeded by W. J. Boles and later J. B. Nicklin during the inaugural season. Nashville won the Association's first pennant by finishing the season with an 80-40 record.

The Southern Association was initially very popular. With 3:30 p.m. start times, games were often attended by both businessmen and children alike. But without the aid of stadium lighting, games also needed to be played quickly and averaged just an hour and a half in length.

Several baseball greats spent part of their careers in the Southern Association including Luis Aparicio, Burleigh Grimes, Rogers Hornsby, Joe Jackson, Harmon Killebrew, Eddie Mathews, Casey Stengel, and Pie Traynor. When Southern Association ballparks were vacant, notable Negro League stars such as Satchel Paige and Willie Mays played there.

The Southern Association maintained popularity until the late 1950s. But with the development of major league national radio and television broadcasts in addition to the beginning of network television programming, fans found alternatives to the ballpark. As a result, teams saw a sharp decline in attendance.

Diminished interest ultimately led to storied franchises in Memphis and New Orleans disbanding. With the Southern Association in financial crisis following its 1961 campaign, the Southern Association ultimately folded after 61 continuous seasons.

## THE SOUTH ATLANTIC LEAGUE

Founded by Charles W. Boyer and J.B. Lucy in 1904, the South Atlantic League initially consisted of six teams; the Augusta Tourists, Charleston Sea Gulls, Columbia Skyscrapers, Jacksonville Jays, Macon Highlanders, and Savannah Pathfinders. Each team in the new Class C league played at least 100 games in the inaugural season with just a miniscule 12-man roster limit.

The SALLY League - as it became known - advanced its classification to a Class B league in 1921 and was elevated to Class A status in 1946. Operations were suspended in 1931 due to the Great Depression, but the league reorganized five years later.

In 1953, Hank Aaron, Horace Garner, Felix Mantilla, Al Israel, and Fleming Reedy became the first players to integrate the SALLY League. Aaron paced the league in batting, hits, runs, RBIs, and doubles on his way to being named Most Valuable Player.

In addition to Aaron, Hall of Famers Ty Cobb, Bob Gibson, Goose Goslin, "Shoeless" Joe Jackson, Harmon Killebrew, Phil Niekro, Frank Robinson, Enos Slaughter, Willie Stargell, and Hoyt Wilhelm played during the 59 years of the SALLY League.

In the wake of the Southern Association's disbandment following the 1961 season, just 12 Double-A franchises remained to provide for 20 major league teams. South Atlantic League President Sam Smith led a drive to elevate the league to Double-A status. After Smith added Chattanooga and Nashville to the existing six-team league, the South Atlantic League began play as a Double-A league in 1963.

Since the SALLY League long had been associated with the lower classifications of minor league baseball, the decision was made to rename the league. In 1964, the league took on the resurrected "Southern League" name. The South Atlantic League moniker was unclaimed until 1980, when a new Class A league was formed.

**INDUCTION**  
*Where the Journey Becomes Legend*

W.A. "CANDY" CUMMINGS  
PITCHED FIRST CURVE BALL IN BASEBALL HISTORY. INVENTED CURVE AS AN AMATEUR AGE OF 16. BROADCASTER IN 1947. LONG CAREER AS BASEBALL PITCHER IN MAJOR LEAGUES. FIRST YEAR 1976.

**BAINES • HALLADAY • MARTINEZ • MUSSINA • RIVERA • SMITH**  
**JULY 19-22 BASEBALLHALL.ORG**

## EVOLUTION OF THE SOUTHERN LEAGUE

The modern Southern League began prior to the 1964 season with eight teams. Six teams from the South Atlantic League continued under the new Southern League including Asheville, Charlotte, Chattanooga, Knoxville, Lynchburg, and Macon. New franchises in Birmingham and Columbus rounded out the eight-team circuit. Sam Smith returned as President of the newly renamed league, which featured a 140-game schedule and an All-Star Game played at historic Rickwood Field. Since other leagues had contributed to the history of the Southern League, it was decided that the league would not maintain records prior to the 1964 campaign.

The early years of the modern Southern League were devoid of a playoff format but not excitement. The Birmingham Barons and Lynchburg White Sox provided fans with a thrilling race in the circuit's inaugural season, with Lynchburg winning the pennant by one game.

In the 1960s, Southern League fans were treated to the talents of Bert Campaneris, Vida Blue, Rollie Fingers, Reggie Jackson, Ferguson Jenkins, and Tony La Russa before they became famous on a national stage. Campaneris, Blue, Fingers, and Jackson helped the Oakland Athletics to three consecutive World Series titles in the early 1970s. La Russa managed them to another championship in 1989 before guiding the St. Louis Cardinals to a title in 2007.

Following Smith's sudden death in April 1971, former big league player and manager Billy Hitchcock assumed the Southern League presidency that August. Hitchcock led a rejuvenation of the Southern League that featured many improvements including stadium refurbishments and a concerted effort to make the league more family-friendly. Hitchcock's interests were rewarded with large increases in attendance throughout the league.

Many more great players marched through the Southern League en route to distinguished major league careers, with Eddie Murray, Dale Murphy, Alan Trammell, Lou Whitaker, and Tim Lincecum among the most notable. The Southern League's attendance soared past the one million mark in 1978 thanks to President Hitchcock's efforts and the abundance of budding stars in the league.

Jimmy Bragan succeeded Hitchcock as President in 1980 and presided over a host of new stadiums in the league including fields in Greenville, Huntsville, Birmingham, and Charlotte. With new venues and future major league stars such as Cal Ripken, Jr., Tom Glavine, Randy Johnson, Don Mattingly, Mark McGwire, Bret Saberhagen, and Terry Steinbach attracting fans, annual attendance steadily climbed toward two million in the 1980s.

Arnold D. Fielkow assumed the Southern League presidency in 1994 after Bragan's retirement and served until February 2000. Don Mincher (a former Major Leaguer and owner of the Huntsville Stars) then became interim President until he was formally elected to the position in the fall of that year. Mincher skippered the league until December 2011, when he retired due to health reasons. Steve DeSalvo, Vice President of the league, then served as interim president until July of 2012 when Lori M. Webb was elected President after having worked various positions in the league office since 1994. She has the distinction of being the first female league President in Minor League Baseball.

The 2015 season marked the inaugural campaign of the Biloxi Shuckers following a move from Joe W. Davis Stadium in Huntsville, where the franchise was known as the Stars from 1985-2014. With the addition of MGM Park, all 10 Southern League stadiums have now been built within the past 25 years.

Following the 2019 Southern League season, the Mobile BayBears franchise will relocate to the Tennessee Valley and rebrand as the Rocket City Trash Pandas. The *Trash Pandas* moniker was suggested by a local fan and voted on during a record-breaking "Name the Team" process. Rocket City will begin play in a state-of-the-art ballpark which is currently under construction in Madison, Alabama. The team will remain affiliated with the Los Angeles Angels until at least the 2022 season.

Thanks to modern facilities, creative promotions, fan-friendly environments, and a tradition of producing quality major league players, the Southern League has drawn over two million fans every season since 1991. As the Southern League enters its 55th season of continued play, we would once again like to thank our supporters for their dedication. It is because of your support that we can continue our mission of bringing professional baseball to fans across the Southeast for years to come.



## SOUTHERN LEAGUE PRESIDENTS

NAME	YEARS	LOCATION
Sam C. Smith	1964-71	Knoxville, TN
Billy Hitchcock	1971-80	Opelika, AL
Jimmy Bragan	1981-94	Trussville, AL
Arnold D. Fielkow	1994-2000	Marietta, GA
Don Mincher	2000-11	Huntsville, AL*
Lori Webb	2012-Present	Marietta, GA

\*Administrative offices remained in Marietta

## PAST MINOR LEAGUE BASEBALL AWARD WINNERS

## RAWLINGS WOMAN EXECUTIVE OF THE YEAR

YEAR	NAME	POSITION	CLUB
1980	Frances Crockett	President/General Manager	Charlotte O's
1985	Frances Crockett	President/General Manager	Charlotte O's
1993	Shereen Samonds	Assistant General Manager	Orlando Cubs
2001	Lori Webb	Vice President of Operations	Southern League
2002	Brenda Yoder	Dir. of Promotions/Com.Relations	Greenville Braves
2011	Marla Vickers	General Manager	Montgomery Biscuits

## JOHN H. JOHNSON TROPHY (COMPLETE FRANCHISE)

YEAR	CLUB	RECIPIENT	POSITION
2011	Tennessee Smokies	Doug Kirchhofer	President

## LARRY MACPHAIL AWARD (CLUB PROMOTION)

YEAR	CLUB	RECIPIENT	POSITION
1980	Nashville Sounds	Larry Schmittou	President/General Manager
1981	Nashville Sounds	Larry Schmittou	President/General Manager
1988	Birmingham Barons	Art Clarkson	CEO/General Manager
2001	Tennessee Smokies	Dan Rajkowski	General Manager
2009	Chattanooga Lookouts	Frank Burke	General Manager

## WARREN GILES AWARD (LEAGUE PRESIDENT)

YEAR	NAME
1989	Jimmy Bragan
2008	Don Mincher

## JOE BAUMAN HOME RUN AWARD (MOST HRs in MiLB)

YEAR	PLAYER (ORG)	SOUTHERN LEAGUE CLUB/OTHER CLUBS
2014	Kris Bryant (CHC)	Tennessee Smokies/Iowa (PCL)

## MiLB KING OF BASEBALL

YEAR	HONOREE	AWARD SITE
1980	Billy Hitchcock (Southern League President, 1971 - 1980)	Dallas, Texas
1994	Jimmy Bragan (Southern League President, 1981 - 1994)	Dallas, Texas
2010	Don Mincher (Southern League President, 2000 - 2011)	Orlando, Florida



## BASEBALL AMERICA MiLB PLAYER OF THE YEAR

YEAR	PLAYER (ORG)	SOUTHERN LEAGUE CLUB/OTHER CLUBS
1985	Jose Canseco (OAK)	Huntsville Stars/Tacoma (PCL)
1988	Tom Gordon (KC)	Memphis Chicks/Appleton (Mid.); Durham (AA)
1990	Frank Thomas (CWS)	Birmingham Barons
1996	Andruw Jones (ATL)	Greenville Braves/Durham (Car.); Richmond (IL)
1998	Eric Chavez (OAK)	Huntsville Stars/Edmonton (PCL)
2000	Jon Rauch (CWS)	Birmingham Barons/Winston-Salem (Car.)
2002	Rocco Baldelli (TBD)	Orlando Rays/Bakersfield (Cal.); Durham (IL)
2005	Delmon Young (TBD)	Montgomery Biscuits/Durham (IL)
2007	Jay Bruce (CIN)	Chattanooga Lookouts/Sarasota (FSL); Louisville (IL)
2009	Jason Heyward (ATL)	Mississippi Braves/Myrtle Beach (Car.); Gwinnett (IL)
2014	Kris Bryant (CHC)	Tennessee Smokies/Iowa (PCL)
2015	Blake Snell (TBR)	Montgomery Biscuits/Charlotte (FSL); Durham (IL)
2017	Ronald Acuña (ATL)	Mississippi Braves/Florida Fire Frogs (FSL); Gwinnett Braves (IL)

## BASEBALL AMERICA MANAGER OF THE YEAR

YEAR	PLAYER (ORG)	CLUB
1991	Chris Chambliss (ATL)	Greenville Braves
1992	Grady Little (ATL)	Greenville Braves
1993	Terry Francona (CWS)	Birmingham Barons

## BASEBALL AMERICA TEAM OF THE YEAR

YEAR	CLUB
1998	Mobile BayBears (SDP)
2005	Jacksonville Suns (LAD)
2011	Mobile BayBears (ARI)
2015	Biloxi Shuckers (MIL)

## BASEBALL AMERICA BOB FREITAS AA ORGANIZATION OF THE YEAR

YEAR	CLUB
1996	Carolina Mudcats
2001	Mobile BayBears
2002	Chattanooga Lookouts
2008	Birmingham Barons
2014	Montgomery Biscuits
2016	Pensacola Blue Wahoos
2018	Tennessee Smokies

## USA TODAY MiLB PLAYER OF THE YEAR

YEAR	PLAYER (ORG)	SOUTHERN LEAGUE CLUB/OTHER CLUBS
1991	Mark Wohlers (ATL)	Greenville Braves/Richmond (IL)
1996	Andruw Jones (ATL)	Greenville Braves/Durham (Car.); Richmond (IL)
1997	Ben Grieve (OAK)	Huntsville Stars/Edmonton (PCL)
1998	Gabe Kapler (DET)	Jacksonville Suns
2007	Justin Upton (ARI)	Mobile BayBears/Visalia (Cal.)
2008	David Price (TBR)	Montgomery Biscuits/Vero Beach (FSL); Durham (IL)
2009	Jason Heyward (ATL)	Mississippi Braves/Myrtle Beach (Car.); Gwinnett (IL)
2011	Paul Goldschmidt (ARI)	Mobile BayBears
2014	Kris Bryant (CHC)	Tennessee Smokies/Iowa (PCL)
2015	Blake Snell (TBR)	Montgomery Biscuits/Charlotte (FSL); Durham (IL)
2017	Ronald Acuña (ATL)	Mississippi Braves/Florida Fire Frogs (FSL); Gwinnett Braves (IL)

## SPORTING NEWS MiLB PLAYER OF THE YEAR\*

YEAR	PLAYER (ORG)	SOUTHERN LEAGUE CLUB/OTHER CLUBS
1985	Jose Canseco (OAK)	Huntsville Stars/Tacoma (PCL)
1997	Ben Grieve (OAK)	Huntsville Stars/Edmonton (PCL)
1998	Gabe Kapler (DET)	Jacksonville Suns
2000	Jon Rauch (CWS)	Birmingham Barons/Winston-Salem (Car.)

## SPORTING NEWS MANAGER OF THE YEAR\*

YEAR	PLAYER (ORG)	CLUB
1986	Brad Fischer (OAK)	Huntsville Stars
1992	Grady Little (ATL)	Greenville Braves

\*Sporting News final season awarding MiLB honors was 2005




## THE SOUTHERN LEAGUE AT COOPERSTOWN


To date, 43 members of the National Baseball Hall of Fame have either played or managed in the original Southern League 1885-1899 (OSL), the Southern Association 1901-1961 (SA), or the modern Southern League 1964-present (SL).




CHIPPER JONES



HAROLD BAINES



ROY HALLADAY



EDGAR MARTINEZ

Luis Aparicio.....	Memphis, SA, 1955
Luke Appling.....	Atlanta, SA, 1930
	Mgr-Memphis, SA, 1951-53, 1959
Harold Baines.....	Knoxville, SL, 1978
Fred Clarke.....	Montgomery, Savannah OSL, 1893-94
Kiki Cuyler.....	Nashville, SA, 1923
	Mgr-Chattanooga, SA, 1939-41
	Mgr-Atlanta, SA, 1945-48
Bill Dickey.....	Little Rock, SA, 1925-26, 1928
Rollie Fingers.....	Birmingham, SL, 1967-68
Tom Glavine.....	Greenville, SL, 1986; Mississippi, SL, 2008-09
Burleigh Grimes.....	Chattanooga, SA, 1913-14
	Birmingham, SA, 1914-16
Roy Halladay.....	Knoxville, SL, 1997; Tennessee, SL, 2001
Trevor Hoffman.....	Chattanooga, SL, 1991-92
Rogers Hornsby.....	Chattanooga, SA, 1939
Waite Hoyt.....	Memphis, SA, 1917
	Nashville, SA, 1918
Reggie Jackson.....	Birmingham, SL, 1967
Travis Jackson.....	Little Rock, SA, 1921-22
Ferguson Jenkins.....	Chattanooga, SL, 1964
Randy Johnson.....	Jacksonville, SL, 1987
Chipper Jones.....	Greenville, SL, 1992
Harmon Killebrew.....	Chattanooga, SA, 1957-58
Tony La Russa.....	Birmingham, SL, 1965 & 1967; Mobile, SL, 1966
	Manager at Knoxville, SL, 1978
Bob Lemon.....	New Orleans, SA, 1939
Al Lopez.....	Atlanta, SA, 1929
Ted Lyons.....	Mgr-Memphis, SA, 1955
Rube Marquard.....	Birmingham, SA, 1927
Eddie Mathews.....	Atlanta, SA, 1950-51
Edgar Martinez.....	Chattanooga, SL, 1985-86; Jacksonville, SL, 1993
Joe McGinnity.....	Montgomery, OSL, 1893
Jack Morris.....	Montgomery, SL, 1976
Eddie Murray.....	Charlotte, SL, 1976
Kid Nichols.....	Memphis, OSL, 1888
Tim Raines.....	Memphis, SL, 1979
Cal Ripken, Jr.....	Charlotte, SL, 1979-80
Ryne Sandberg.....	Orlando, SL, 1993
	Mgr-Tennessee, 2009
Joe Sewell.....	New Orleans, SA, 1920
John Smoltz.....	Greenville, SL, 1998-99, 2001; Mississippi, SL, 2008
Billy Southworth.....	Birmingham, SA, 1917-18
	Mgr-Memphis, SA, 1936-38
Tris Speaker.....	Little Rock, SA, 1908
Casey Stengel.....	Montgomery, SA, 1912
Frank Thomas.....	Birmingham, SL, 1990
Alan Trammell.....	Montgomery, SL, 1976-77
Pie Traynor.....	Birmingham, SA, 1921
Daddy Vance.....	Memphis, SA, 1917-18, 1920
	New Orleans, SA, 1920-21
Hoyt Wilhelm.....	Coach, Nashville, SL, 1982-84

## NOTABLE SOUTHERN LEAGUE ALUMNI

## ASHEVILLE

Dock Ellis.....	1966
Sparky Anderson (MGR).....	1968
Dave Concepcion.....	1969
Cal Ripken, Sr (MGR).....	1972-74
Al Bumby.....	1972
Doug DeCinces.....	1972
Mike Flanagan.....	1974
Rich Dauer.....	1974-75
Eddie Murray.....	1974-75

## BILOXI

Orlando Arcia.....	2015
Josh Hader.....	2015-16
Brett Phillips.....	2015-16
Brandon Woodruff.....	2016
Corbin Burnes.....	2017
Freddy Peralta.....	2017
Corey Knebel.....	2018

## BIRMINGHAM

Bert Campaneris.....	1964
Johnny "Blue Moon" Odom.....	1964
Tony La Russa.....	1965, 1967
Darrell Evans.....	1968
Vida Blue.....	1969
George Hendrick.....	1970
Manny Trillo.....	1970-71
Phil Garner.....	1972
Howard Johnson.....	1981
Bobby Thigpen.....	1986
Ken Williams.....	1986
Jack McDowell.....	1987
Robin Ventura.....	1989
Wilson Alvarez.....	1989-91
Frank Thomas.....	1990
Bo Jackson.....	1991
Ray Durham.....	1993
Terry Francona (MGR).....	1993-95
Michael Jordan.....	1994
Mike Cameron.....	1995-96
Magglio Ordonez.....	1996
Carlos Lee.....	1998
Joe Crede.....	1999-2000
Jon Garland.....	1999-2000
Mark Buehrle.....	2000
Aaron Rowand.....	2000
Bobby Jenks.....	2005
Gio Gonzalez.....	2007
Gordon Beckham.....	2009, 2014
Paul Konerko.....	2013
Jon Danks.....	2013
Tim Anderson.....	2015
Nicky Delmonico.....	2015-16
Michael Kopech.....	2017
Eloy Jimenez.....	2018

## CAROLINA

Tim Wakefield.....	1991, 1993
Kevin Young.....	1991
Esteban Loaiza.....	1993-94
Jon Lieber.....	1993-94
Tony Womack.....	1993, 1995
Jason Kendall.....	1994-95
Kris Benson.....	1997
Emil Brown.....	1997
Bronson Arroyo.....	1998
Juan Pierre.....	2000
Jason Jennings.....	2000-01
Chone Figgins.....	2001
Garrett Atkins.....	2002
Aaron Cook.....	2002
Matt Holliday.....	2002
Miguel Cabrera.....	2003
Adrian Gonzalez.....	2003
Dontrelle Willis.....	2003
Josh Willingham.....	2004-06
Jeremy Hermida.....	2005
Josh Johnson.....	2005
Scott Olsen.....	2005
Anibal Sanchez.....	2006, 2008
Chris Volstad.....	2007
Chris Coghlan.....	2008
Yonder Alonso.....	2009-10
Todd Frazier.....	2009
Travis Wood.....	2010
Aroldis Chapman.....	2011

## CHARLOTTE

Graig Nettles.....	1967
Rick Dempsey.....	1970-71
Eddie Murray.....	1976
Mike Boddicker.....	1978-79
Cal Ripken, Jr.....	1979-80
Curt Schilling.....	1988

## COLUMBUS

Roy White.....	1964-65
Ken Forsch.....	1970
Cesar Geronimo.....	1970
Mike Easler.....	1972-73
J.R. Richard.....	1974
Terry Puhl.....	1976
Glenn Davis.....	1982-83, 1985
Ken Caminiti.....	1986-87
Luis Gonzalez.....	1990

## CHATTANOOGA

Mike Marshall.....	1964-65
Alvin Davis.....	1983
Mark Langston.....	1983
Danny Tartabull.....	1983
Billy Swift.....	1985
Edgar Martinez.....	1985-86
Reggie Sanders.....	1991, 1997
Dan Wilson.....	1991
Trevor Hoffman.....	1991-92
Pokey Reese.....	1994
Deion Sanders.....	1995
Aaron Boone.....	1995-96
Brett Tomko.....	1996
Brendan Donnelly.....	1996-98
Jason LaRue.....	1998
B.J. Ryan.....	1998-99
Brady Clark.....	1999
Ben Broussard.....	2001
Adam Dunn.....	2001
Austin Kearns.....	2002
Wily Mo Pena.....	2002
Dernell Stenson.....	2003
Edwin Encarnacion.....	2003-04
Homer Bailey.....	2006
Joey Votto.....	2006
Jay Bruce.....	2007
Johnny Cueto.....	2007
Drew Stubbs.....	2008
Dee Gordon.....	2010
Scott Van Slyke.....	2010-11
Kenley Jansen.....	2010-11
Dioner Navarro.....	2011
Yasiel Puig.....	2013
Joc Pederson.....	2013
Clayton Kershaw.....	2014
Miguel Sano.....	2015
Byron Buxton.....	2015
Max Kepler.....	2015
Jose Berrios.....	2015
Jorge Polanco.....	2015
Trevor Hildenberger.....	2016
Daniel Palka.....	2016

## EVANSVILLE

Ed Herrmann.....	1966-68
Bill Melton.....	1967

MIGUEL CABRERA  
2-Time American League MVP  
2012 AL Triple Crown WinnerMICHAEL JORDAN  
NBA Legend

## GREENVILLE

Zane Smith.....	1984
Tom Glavine.....	1986
Jeff Blauser.....	1987
Ron Gant.....	1987
David Justice.....	1987-88
Mark Lemke.....	1988
Kent Mercker.....	1988
Steve Avery.....	1989
Vinny Castilla.....	1990-91
Al Martin.....	1990-91
Ryan Klesko.....	1991
Mark Wohlers.....	1991
Javy Lopez.....	1992
Chipper Jones.....	1992
Tony Graffanino.....	1994
Jason Schmidt.....	1994
Jermaine Dye.....	1995
Andrew Jones.....	1996
Kevin Millwood.....	1997
John Rocker.....	1997
Mark DeRosa.....	1998
Jason Marquis.....	1999-2000
Rafael Furcal.....	2000
Wilson Betemit.....	2001
Marcus Giles.....	2001
Adam LaRoche.....	2002-03
Adam Wainwright.....	2003
Kelly Johnson.....	2003-04
Jeff Francoeur.....	2004

## HUNTSVILLE

Tim Belcher.....	1985-86
Jose Canseco.....	1985, 1989
Mark McGwire.....	1985
Terry Steinbach.....	1985-86
Walt Weiss.....	1986
Mike Bordick.....	1988
Scott Brosius.....	1989-90
Darren Lewis.....	1989-90
Jason Giambi.....	1994
Scott Spiezio.....	1995
Ben Grieve.....	1996-97
Mike Coolbaugh.....	1997
Miguel Tejada.....	1997
Ramon Hernandez.....	1997-98
Eric Chavez.....	1998
Tim Hudson.....	1998
Ben Sheets.....	2000
Bill Hall.....	2001
J.J. Hardy.....	2002-03
Corey Hart.....	2002-03
Prince Fielder.....	2004
Rickie Weeks.....	2004
Tony Gwynn, Jr.....	2004-05
Nelson Cruz.....	2005
Yovani Gallardo.....	2006
Ryan Braun.....	2006
Grant Balfour.....	2007
Michael Brantley.....	2008
Alcides Escobar.....	2008
John Axford.....	2009
Lorenzo Cain.....	2009-10
Brett Lawrie.....	2009-10
Jonathan Lucroy.....	2009-11
Jean Segura.....	2012



CLAYTON KERSHAW  
3-Time Cy Young Award Winner  
2014 NL Most Valuable Player

## W TENN/JACKSON

Kyle Farnsworth.....	1998
Ray King.....	1998
Jose Molina.....	1999
Hee Seop Choi.....	2000
Eric Hinske.....	2000
Corey Patterson.....	2000
Carlos Zambrano.....	2000
Juan Cruz.....	2001
Brendan Harris.....	2002-03
Mark Prior.....	2002
Sergio Mitre.....	2003
Todd Wellemeyer.....	2003
Ryan Theriot.....	2003, 2005
Ronny Cedeno.....	2004
Geovany Soto.....	2004
Sean Marshall.....	2004-05
Ricky Nolasco.....	2004-05
Nomar Garciaparra.....	2005
Felix Pie.....	2005
David Aardsma.....	2005
Carlos Marmol.....	2005-06
Doug Flister.....	2007-09
Dustin Ackley.....	2010
Michael Pineda.....	2010
Tom Wilhemsen.....	2011
Kyle Seager.....	2011
Steve Delabar.....	2011
Taijuan Walker.....	2012-14
Ketel Marte.....	2014-15
Edwin Diaz.....	2015-16
Dan Altavilla.....	2016
Paul Blackburn.....	2016
Emilio Pagan.....	2016
Tyler O'Neill.....	2016
Ryan Yarbrough.....	2016

## JACKSONVILLE

Tom Kelly.....	1970
Frank White.....	1972
Dan Quisenberry.....	1975-78
Willie Wilson.....	1976
Tom Candiotti.....	1980
Mark Gubicza.....	1983
Bret Saberhagen.....	1983
Andres Galarraga.....	1984
Randy Johnson.....	1987
Larry Walker.....	1987
Marquis Grissom.....	1989
Matt Stairs.....	1990
Bret Boone.....	1991
Mike Hampton.....	1992-93
Derek Lowe.....	1994
Alex Rodriguez.....	1994
Phil Nevin.....	1996
Dave Roberts.....	1996-97
Juan Encarnacion.....	1997
Gabe Kapler.....	1998
Francisco Cordero.....	1998-99
Jeff Weaver.....	1999
Brandon Inge.....	2000
David Ross.....	2001
Scott Proctor.....	2001-03
Shane Victorino.....	2002-04
Joel Hanrahan.....	2002-03, 2005-06
Chad Billingsley.....	2004-05
James Loney.....	2004-05
Jonathan Broxton.....	2005
Russell Martin.....	2005
Matt Kemp.....	2006
A.J. Ellis.....	2006-07
Blake DeWitt.....	2006-07
Clayton Kershaw.....	2007-08
Anibal Sanchez.....	2009
Giancarlo Stanton.....	2009-10
Steve Cishek.....	2010, 2015
Chris Coghlan.....	2011
Anthony DeSclafani.....	2013-14
Nick Wittgren.....	2013-15, 2018
Trevor Williams.....	2014-15
Jose Fernandez.....	2015
JT Riddle.....	2015-16
Brian Anderson.....	2016-17
Pablo López.....	2018

## LYNCHBURG

Duane Josephson.....	1965
----------------------	------

## MACON

Lee May.....	1964
Al Oliver.....	1967
Bob Oliver.....	1967
Bob Moose.....	1967

## MEMPHIS

Charlie Lea.....	1978-80
Tim Raines.....	1979
Tim Wallach.....	1979
David Cone.....	1984
Bo Jackson.....	1986
Tom Gordon.....	1988
Michael Tucker.....	1993
Dan Miceli.....	1992-93
Derrek Lee.....	1995-96

## MISSISSIPPI

Brian McCann.....	2005
Yunel Escobar.....	2006
Jarrod Saltalamacchia.....	2006-07
Freddie Freeman.....	2009
Jason Heyward.....	2009
Craig Kimbrel.....	2009
Julio Teheran.....	2010
Arodys Vizcaino.....	2011, 2015
Andrelton Simmons.....	2012
Evan Gattis.....	2012
Alex Wood.....	2013
Mallex Smith.....	2015-16
Ozzie Albies.....	2016
Williams Astudillo.....	2016
Johan Camargo.....	2016
Sean Newcomb.....	2016
Dansby Swanson.....	2016
Ronald Acuña Jr.....	2017
Max Fried.....	2017-18
Mike Soroka.....	2017
Touki Toussaint.....	2017-18

## MOBILE

Sal Bando.....	1966
Tony LaRussa.....	1966
Johnny "Blue Moon" Odom.....	1966
Rick Monday.....	1966
Matt Clement.....	1997
Gary Matthews, Jr.....	1997-98
Ben Davis.....	1998
Mike Darr.....	1998
Rodrigo Lopez.....	1998-99
Adam Eaton.....	2000
Brian Lawrence.....	2000
Jake Peavy.....	2001-02
Jason Bay.....	2002
Oliver Perez.....	2002
Khalil Greene.....	2003
Carlos Gonzalez.....	2007
Mark Reynolds.....	2007
Max Scherzer.....	2007
Justin Upton.....	2007
Gerardo Parra.....	2008-09
Wade Miley.....	2010-11
Paul Goldschmidt.....	2011
Patrick Corbin.....	2011-12, 2015
Archie Bradley.....	2013-14
Ender Inciarte.....	2013, 2015
Mitch Haniger.....	2014-16
David Peralta.....	2014, 2016
Jimmie Sherfy.....	2014-16
Ildemaro Vargas.....	2016
Jaime Barria.....	2017
David Fletcher.....	2017

## MONTGOMERY

Mike Marshall.....	1966
Jim Leyland.....	1967-70
Mark Fidrych.....	1975
Jack Morris.....	1976
Lance Parrish.....	1976
Alan Trammell.....	1976-77
Lou Whitaker.....	1977
Scott Kazmir.....	2004
Melvin "B.J." Upton.....	2004
James Shields.....	2004-05
Delmon Young.....	2005, 2013
Evan Longoria.....	2006-07, 2011
David Price.....	2008
Jeremy Hellickson.....	2008-09, 2014
Alex Cobb.....	2010
Matt Moore.....	2011
Blake Snell.....	2015
Jake Faria.....	2015-16
Boog Powell.....	2015
Daniel Robertson.....	2015
Ryne Stanek.....	2015-16
Willy Adames.....	2016
Yonny Chirinos.....	2016-17
José Alvarado.....	2017
Diego Castillo.....	2017

## PENSACOLA

Didi Gregorius.....	2012
Billy Hamilton.....	2012
Jesse Winker.....	2014-15
Sal Romano.....	2015-16
Tyler Mahle.....	2016-17
Robert Stock.....	2017

## NASHVILLE

Jay Howell.....	1978
Larry Rothschild.....	1978
Buck Showalter.....	1980-83
Willie McGee.....	1980-81
Steve Balboni.....	1980
Don Mattingly.....	1981
Otis Nixon.....	1981-82
Mike Morgan.....	1981
Bob Tewksberry.....	1983-84
Doug Drabek.....	1984
LaTroy Hawkins.....	1994

## ORLANDO

Gary Gaetti.....	1981
Frank Viola.....	1981
Tom Kelly.....	1981-82
Greg Gagne.....	1982
Charlie Manuel (MGR).....	1984-85
Chuck Knoblauch.....	1990
Denny Neagle.....	1990
Kerry Wood.....	1997
Aubrey Huff.....	1999
Victor Zambrano.....	1999
Dan Wheeler.....	1999, 2001
Brandon Backe.....	2000-02
Carl Crawford.....	2001
Josh Hamilton.....	2001
Jorge Cantu.....	2001-03
Rocco Baldelli.....	2002
Matt Diaz.....	2002-03
Chad Gaudin.....	2003
Jonny Gomes.....	2003

## PORT CITY

Derek Lowe.....	1995-96
Jason Varitek.....	1995-96
Raul Ibanez.....	1996

## SAVANNAH

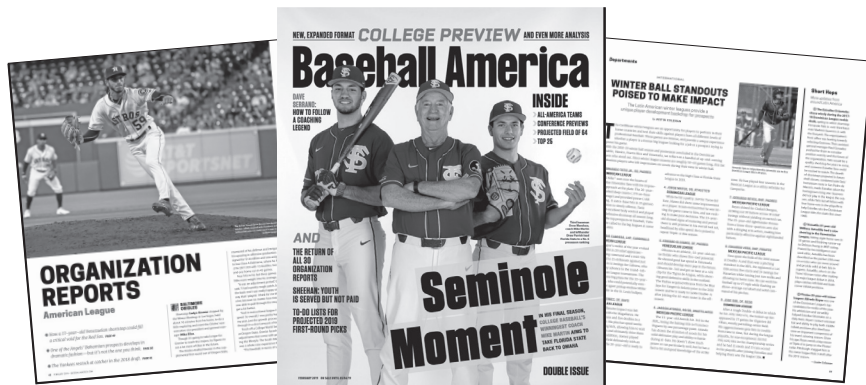
Bob Watson.....	1969
Fred Stanley.....	1969
Toby Harrah.....	1969
Tommie Aaron.....	1973
Biff Pocoroba.....	1973-74
Rick Camp.....	1975
Bruce Benedict.....	1976-77
Dale Murphy.....	1976
Glenn Hubbard.....	1977
Steve Bedrosian.....	1979-80
Gerald Perry.....	1981

## KNOXVILLE/TNS

Hal McRae.....	1967
Harold Baines.....	1978
Tony La Russa (MGR).....	1978
Ron Kittle.....	1978
Fred McGriff.....	1984
Cecil Fielder.....	1984-85
David Wells.....	1984, 1986
Todd Stottlemyer.....	1986
Jose Mesa.....	1986-87
Jeff Kent.....	1991
Shawn Green.....	1993
Carlos Delgado.....	1993
Chris Weinke.....	1994, 1996
Shannon Stewart.....	1995
Chris Carpenter.....	1995-96, 2002-03
Kelvin Escobar.....	1996-97
Roy Halladay.....	1997, 2001
Casey Blake.....	1998
Vernon Wells.....	1999
Michael Young.....	2000
Felipe Lopez.....	2000-01
Orlando Hudson.....	2000-01
Reed Johnson.....	2001
Esteban Loaiza.....	2002
Joe Girardi.....	2003
Dan Haren.....	2003
Jason Istringhausen.....	2003
Yadier Molina.....	2003
Rick Ankiel.....	2003-04
Stephen Drew.....	2005
Dan Uggla.....	2005
Jeff Samardzija.....	2007-08
Ryne Sandberg (MGR).....	2009
Starlin Castro.....	2009-10
Javier Baez.....	2013
Matt Garza.....	2013
Albert Almora.....	2014-15
Kris Bryant.....	2014
Addison Russell.....	2014
Jorge Soler.....	2014, 2016
Jake Arrieta.....	2014
Carl Edwards Jr.....	2014-15
Willson Contreras.....	2015
Kyle Schwarber.....	2015
David Bote.....	2016-17
Ian Happ.....	2016
Dillon Maples.....	2017



# Baseball America



## 1 YEAR PRINT AND DIGITAL BUNDLE PACKAGE

Keep up to date on the top prospects in the game with a bundle subscription from Baseball America. With a 1 year bundle subscription you will receive the print magazine and digital premium access to our website 24/7/365. Receive the best of Baseball America.



Click on 'join now' on [BaseballAmerica.com](http://BaseballAmerica.com) or Call 1-800-845-2726

FIND, FRIEND, OR FOLLOW US ON:

@BaseballAmerica @BaseballAmerica BaseballAmericaMag ReadBA

# YEARLY STANDINGS

SOUTHERN LEAGUE  
**SL**  
BASEBALL™







## 1964

CLUB	WON	LOST	PCT.	GB
Lynchburg White Sox	81	59	.579	-
Birmingham Barons	80	60	.571	1
Macon Peaches	75	65	.536	6
Charlotte Hornets	73	67	.521	8
Knoxville Smokies	67	73	.479	14
Chattanooga Lookouts	65	74	.468	15.5
Columbus Confederate Yankees	65	74	.468	15.5
Asheville Tourists	52	86	.377	28

## 1966

CLUB	WON	LOST	PCT.	GB
Mobile Athletics	88	52	.629	-
Asheville Tourists	78	61	.561	9.5
Evansville White Sox	68	72	.486	20
Macon Peaches	67	73	.479	21
Montgomery Rebels	66	72	.478	21
Charlotte Hornets	64	74	.464	23
Columbus Confederate Yankees	63	76	.453	24.5
Knoxville Smokies	61	75	.449	25

## 1968

CLUB	WON	LOST	PCT.	GB
Asheville Tourists	86	54	.614	-
Montgomery Rebels	80	57	.584	4.5
Charlotte Hornets	72	68	.514	14
Birmingham A's	66	74	.471	20
Savannah Senators	57	79	.419	27
Evansville White Sox	55	84	.396	30.5

## 1970

CLUB	WON	LOST	PCT.	GB
Columbus Astros	78	59	.569	-
Montgomery Rebels	79	60	.568	-
Birmingham A's	73	65	.529	5.5
Savannah Indians	71	67	.514	7.5
Jacksonville Suns	67	70	.489	11
Charlotte Hornets	66	73	.475	13
Mobile White Sox	59	78	.431	19
Asheville Tourists	59	80	.424	20

## 1972

EASTERN DIVISION	WON	LOST	PCT.	GB
Asheville Orioles	81	58	.583	-
Savannah Braves	80	59	.576	1
Charlotte Hornets	70	70	.500	11.5
Jacksonville Suns	64	75	.460	17

WESTERN DIVISION	WON	LOST	PCT.	GB
Montgomery Rebels	78	61	.561	-
Knoxville White Sox	76	64	.543	2.5
Columbus Astros	59	80	.424	19
Birmingham A's	49	90	.353	29

Montgomery defeated Asheville three-games-to-none in the Southern League Championship.

## 1965

CLUB	WON	LOST	PCT.	GB
Columbus Confederate Yankees	79	59	.572	-
Asheville Tourists	80	60	.571	-
Lynchburg White Sox	75	64	.540	4.5
Knoxville Smokies	73	66	.525	6.5
Charlotte Hornets	72	68	.514	8
Montgomery Rebels	63	74	.460	15.5
Chattanooga Lookouts	60	80	.429	20
Birmingham Barons	54	85	.388	25.5

## 1967

CLUB	WON	LOST	PCT.	GB
Birmingham A's	84	55	.604	-
Montgomery Rebels	80	57	.584	4.5
Evansville White Sox	76	63	.547	8
Charlotte Hornets	75	65	.536	9.5
Macon Peaches	55	85	.393	29.5
Knoxville Smokies	47	91	.341	35.5

Birmingham defeated Albuquerque four-games-to-two to win the Dixie Series.

## 1969

CLUB	WON	LOST	PCT.	GB
Charlotte Hornets	81	59	.579	-
Birmingham A's	78	62	.557	3
Asheville Tourists	69	69	.500	11
Columbus White Sox	65	75	.464	16
Montgomery Rebels	62	73	.459	16.5
Savannah Senators	59	76	.437	19.5

## 1971 (Dixie Association)

CLUB	WON	LOST	PCT.	GB
Charlotte Hornets	92	50	.648	-
Asheville Tourists	90	51	.638	1.5
Montgomery Rebels	73	69	.514	19
Jacksonville Suns	63	77	.450	28
Savannah Braves	57	84	.404	34.5
Columbus Astros	51	91	.359	41
Birmingham A's	48	93	.340	43.5

Charlotte defeated Asheville two-games-to-one in the Southern League Championship. Charlotte then defeated Texas League Champion Arkansas three-games-to-none to win the Dixie Association Title.

## 1973

EASTERN DIVISION	WON	LOST	PCT.	GB
Jacksonville Suns	76	60	.559	-
Savannah Braves	71	68	.511	6.5
Columbus Astros	69	70	.496	8.5
Orlando Twins	65	70	.481	10.5

WESTERN DIVISION	WON	LOST	PCT.	GB
Montgomery Rebels	80	58	.580	-
Asheville Orioles	71	69	.507	10
Knoxville Sox	70	69	.504	10.5
Birmingham A's	50	88	.362	30

Montgomery defeated Jacksonville three-games-to-one in the Southern League Championship.



## 1974

EASTERN DIVISION	WON	LOST	PCT.	GB
Jacksonville Suns	78	60	.565	-
Orlando Twins	73	61	.545	3
Savannah Braves	73	65	.529	5
Columbus Astros	65	73	.471	13

WESTERN DIVISION	WON	LOST	PCT.	GB
Knoxville Sox	72	63	.533	-
Asheville Orioles	70	67	.511	3
Montgomery Rebels	61	76	.445	10
Birmingham Barons	54	81	.400	18

Knoxville defeated Jacksonville three-games-to-two in the Southern League Championship.

## 1976

EASTERN DIVISION	WON	LOST	PCT.	GB
Orlando Twins <sup>2</sup>	75	64	.540	-
Charlotte O's <sup>1</sup>	74	66	.529	1.5
Savannah Braves	69	71	.493	6.5
Jacksonville Suns	66	72	.478	8.5

WESTERN DIVISION	WON	LOST	PCT.	GB
Montgomery Rebels <sup>2</sup>	81	56	.591	-
Chattanooga Lookouts <sup>1</sup>	70	68	.507	11.5
Knoxville Sox	61	77	.442	20.5
Columbus Astros	58	80	.420	23.5

Orlando defeated Charlotte in a one-game Eastern Division Playoff. Montgomery defeated Chattanooga in a one-game Western Division Playoff. Montgomery defeated Orlando three-games-to-one in the Southern League Championship.

## 1978

EASTERN DIVISION	WON	LOST	PCT.	GB
Orlando Twins <sup>1</sup>	82	61	.573	-
Jacksonville Suns	73	69	.514	8.5
Savannah Braves <sup>2</sup>	72	72	.500	10.5
Columbus Astros	70	73	.490	12
Charlotte O's	66	78	.458	16.5

WESTERN DIVISION	WON	LOST	PCT.	GB
Knoxville Sox <sup>1 2</sup>	88	56	.611	-
Memphis Chicks	71	73	.493	17
Montgomery Rebels	67	77	.465	21
Nashville Sounds	64	77	.454	22.5
Chattanooga Lookouts	63	80	.441	24.5

Savannah defeated Orlando two-games-to-one in the Eastern Division Playoffs. Knoxville won both halves in the Western Division, no playoffs. Knoxville defeated Savannah two-games-to-one in the Southern League Championship.

1- first half division winner  
2- division winner

## 1975

EASTERN DIVISION	WON	LOST	PCT.	GB
Orlando Twins	81	57	.587	-
Savannah Braves	70	64	.522	9
Columbus Astros	70	64	.522	9
Jacksonville Suns	59	79	.428	22

WESTERN DIVISION	WON	LOST	PCT.	GB
Montgomery Rebels	73	61	.545	-
Birmingham Barons	65	69	.485	8
Knoxville Sox	63	75	.457	12
Asheville Orioles	63	75	.457	12

Montgomery defeated Orlando three-games-to-none in the Southern League Championship.

## 1977

EASTERN DIVISION	WON	LOST	PCT.	GB
Orlando Twins*	76	61	.555	-
Savannah Braves <sup>1</sup>	77	63	.550	0.5
Jacksonville Suns <sup>2</sup>	72	66	.522	4.5
Charlotte O's	69	71	.493	8.5

WESTERN DIVISION	WON	LOST	PCT.	GB
Montgomery Rebels <sup>1 2</sup>	86	51	.628	-
Chattanooga Lookouts	61	75	.449	24.5
Columbus Astros	60	77	.438	26
Knoxville Sox	50	87	.365	36

Jacksonville defeated Savannah two-games-to-one in the Eastern Division Playoffs. Montgomery won both halves of the Western Division, no playoffs. Montgomery defeated Jacksonville two-games-to-none in the Southern League Championship.

\*Savannah defeated Orlando, 5-2 in a one-game playoff for the Eastern Division first-half title.

## 1979

EASTERN DIVISION	WON	LOST	PCT.	GB
Columbus Astros <sup>2</sup>	84	59	.587	-
Charlotte O's <sup>1</sup>	73	69	.514	10.5
Jacksonville Suns	69	72	.486	14
Orlando Twins	60	81	.426	23
Savannah Braves	60	83	.420	24

WESTERN DIVISION	WON	LOST	PCT.	GB
Nashville Sounds <sup>2</sup>	83	61	.573	-
Memphis Chicks <sup>1</sup>	82	62	.569	1
Chattanooga Lookouts	75	69	.521	8
Knoxville Sox	65	76	.461	16.5
Montgomery Rebels*	62	81	.434	20.5

Columbus defeated Charlotte two-games-to-none in the Eastern Division Playoffs. Nashville defeated Memphis two-games-to-one in the Western Division Playoffs. Nashville defeated Columbus three-games-to-one in the Southern League Championship.

\*Memphis defeated Montgomery, 2-1 in a one-game playoff for the Western Division first half title.



## 1980

EASTERN DIVISION	WON	LOST	PCT.	GB
Savannah Braves <sup>2</sup>	77	67	.535	-
Columbus Astros	76	68	.528	1
Charlotte O's <sup>1</sup>	72	72	.500	5
Orlando Twins	65	78	.455	11.5
Jacksonville Suns	63	81	.438	14

WESTERN DIVISION	WON	LOST	PCT.	GB
Nashville Sounds <sup>2</sup>	97	46	.678	-
Memphis Chicks <sup>1</sup>	83	61	.576	14.5
Montgomery Rebels	68	76	.472	29.5
Chattanooga Lookouts	61	83	.424	36.5
Knoxville Blue Jays	57	87	.396	40.5

Charlotte defeated Savannah three-games-to-none in the Eastern Division Playoffs. Memphis defeated Nashville three-games-to-one in the Western Division Playoffs. Charlotte defeated Memphis three-games-to-one in the Southern League Championship.

## 1982

EASTERN DIVISION	WON	LOST	PCT.	GB
Jacksonville Suns <sup>12</sup>	83	61	.576	-
Columbus Astros	74	69	.517	8.5
Orlando Twins	74	70	.514	9
Savannah Braves	69	75	.479	14
Charlotte O's	66	77	.462	16.5

WESTERN DIVISION	WON	LOST	PCT.	GB
Nashville Sounds <sup>2</sup>	77	67	.535	-
Knoxville Blue Jays <sup>1</sup>	73	71	.507	4
Memphis Chicks	70	74	.486	7
Birmingham Barons	69	74	.486	7.5
Chattanooga Lookouts	63	80	.441	13.5

Jacksonville defeated Columbus three-games-to-one in the Eastern Division Playoffs. Nashville defeated Knoxville three-games-to-one in the Western Division Playoffs. Nashville defeated Jacksonville three-games-to-one in the Southern League Championship.

## 1984

EASTERN DIVISION	WON	LOST	PCT.	GB
Greenville Braves <sup>1</sup>	80	61	.567	-
Orlando Twins	79	65	.549	2.5
Jacksonville Suns	76	69	.524	6
Charlotte O's <sup>2</sup>	75	72	.510	8
Columbus Astros	69	71	.493	10.5

WESTERN DIVISION	WON	LOST	PCT.	GB
Nashville Sounds <sup>2</sup>	74	73	.503	-
Memphis Chicks	71	75	.486	2.5
Knoxville Blue Jays <sup>1</sup>	70	75	.483	3
Birmingham Barons	66	81	.449	8
Chattanooga Lookouts	63	81	.438	9.5

Charlotte defeated Greenville three-games-to-one in the Eastern Division Playoffs. Knoxville defeated Nashville three-games-to-one in the Western Division Playoffs. Charlotte defeated Knoxville three-games-to-none in the Southern League Championship.

1- first half division winner  
2- division winner

## 1981

EASTERN DIVISION	WON	LOST	PCT.	GB
Orlando Twins <sup>1</sup>	79	63	.556	-
Charlotte O's	74	69	.517	5.5
Savannah Braves <sup>2</sup>	70	70	.500	8
Jacksonville Suns	65	77	.457	14
Columbus Astros	63	78	.446	15.5

WESTERN DIVISION	WON	LOST	PCT.	GB
Nashville Sounds <sup>2</sup>	81	62	.566	-
Memphis Chicks <sup>1</sup>	77	66	.538	4
Birmingham Barons	71	70	.503	9
Chattanooga Lookouts	67	75	.471	13.5
Knoxville Blue Jays	63	80	.440	18

Orlando defeated Savannah three-games-to-one in the Eastern Division Playoffs. Nashville defeated Memphis three-games-to-none in the Western Division Playoffs. Orlando defeated Nashville three-games-to-one in the Southern League Championship.

## 1983

EASTERN DIVISION	WON	LOST	PCT.	GB
Savannah Braves <sup>1</sup>	81	64	.559	-
Jacksonville Suns <sup>2</sup>	77	68	.571	4
Charlotte O's	69	77	.473	12.5
Columbus Astros	64	79	.448	16
Orlando Twins	62	83	.428	19

WESTERN DIVISION	WON	LOST	PCT.	GB
Birmingham Barons <sup>1</sup>	91	54	.628	-
Nashville Sounds <sup>2</sup>	88	58	.603	3.5
Chattanooga Lookouts	68	75	.476	22
Knoxville Blue Jays	64	82	.438	27.5
Memphis Chicks	61	85	.418	30.5

Jacksonville defeated Savannah three-games-to-one in the Eastern Division Playoffs. Birmingham defeated Nashville three-games-to-two in the Western Division Playoffs. Birmingham defeated Jacksonville three-games-to-one in the Southern League Championship.

## 1985

EASTERN DIVISION	WON	LOST	PCT.	GB
Columbus Astros <sup>1</sup>	79	65	.549	-
Charlotte O's <sup>2</sup>	78	65	.545	0.5
Jacksonville Expos	73	70	.510	5.5
Orlando Twins	72	71	.503	6.5
Greenville Braves	70	74	.486	9

WESTERN DIVISION	WON	LOST	PCT.	GB
Knoxville Blue Jays <sup>2</sup>	79	64	.552	-
Huntsville Stars <sup>1</sup>	78	66	.542	1.5
Chattanooga Lookouts	66	77	.462	13
Memphis Chicks	65	79	.451	14.5
Birmingham Barons	57	86	.399	22

Charlotte defeated Columbus three-games-to-one in the Eastern Division Playoffs. Huntsville defeated Knoxville three-games-to-one in the Western Division Playoffs. Huntsville defeated Charlotte three-games-to-two in the Southern League Championship.



## 1986

EASTERN DIVISION	WON	LOST	PCT.	GB
Jacksonville Expos <sup>1</sup>	75	68	.524	-
Greenville Braves	73	71	.507	2.5
Columbus Astros <sup>2</sup>	70	70	.500	3.5
Charlotte O's	71	73	.493	4.5
Orlando Twins	70	73	.490	5

WESTERN DIVISION	WON	LOST	PCT.	GB
Huntsville Stars <sup>1</sup>	78	63	.553	-
Knoxville Blue Jays <sup>2</sup>	74	70	.514	5.5
Birmingham Barons	70	73	.490	9
Memphis Chicks	69	75	.479	10.5
Chattanooga Lookouts	64	78	.451	14.5

Columbus defeated Jacksonville three-games-to-one in the Eastern Division Playoffs. Huntsville defeated Knoxville three-games-to-one in the Western Division Playoffs. Columbus defeated Huntsville three-games-to-two in the Southern League Championship.

## 1988

EASTERN DIVISION	WON	LOST	PCT.	GB
Greenville Braves <sup>12</sup>	87	57	.604	-
Jacksonville Expos	69	73	.486	17
Columbus Astros	69	74	.483	17.5
Charlotte Knights	69	75	.479	18
Orlando Twins	66	75	.468	19.5

WESTERN DIVISION	WON	LOST	PCT.	GB
Chattanooga Lookouts <sup>1</sup>	81	62	.566	-
Memphis Chicks <sup>2</sup>	79	64	.552	2
Knoxville Blue Jays	75	69	.521	6.5
Birmingham Barons	62	82	.431	19.5
Huntsville Stars	59	85	.410	22.5

Greenville defeated Jacksonville three-games-to-two in the Eastern Division Playoffs. Chattanooga defeated Memphis three-games-to-one in the Western Division Playoffs. Chattanooga defeated Greenville three-games-to-none in the Southern League Championship.

## 1990

EASTERN DIVISION	WON	LOST	PCT.	GB
Orlando SunRays <sup>1</sup>	85	59	.590	-
Jacksonville Expos <sup>2</sup>	84	60	.583	1
Columbus Mudcats	67	77	.465	18
Charlotte Knights	65	79	.451	20
Greenville Braves	57	87	.396	22

WESTERN DIVISION	WON	LOST	PCT.	GB
Huntsville Stars	79	65	.549	-
Birmingham Barons <sup>2</sup>	77	67	.534	2
Knoxville Blue Jays <sup>1</sup>	73	71	.507	6
Knoxville Blue Jays	67	77	.465	12
Chattanooga Lookouts	66	78	.458	13

Orlando defeated Jacksonville three-games-to-one in the Eastern Division Playoffs. Memphis defeated Birmingham three-games-to-one in the Western Division Playoffs. Memphis defeated Orlando three-games-to-two in the Southern League Championship.

1- first half division winner  
2- division winner

## 1987

EASTERN DIVISION	WON	LOST	PCT.	GB
Jacksonville Expos <sup>2</sup>	85	59	.590	-
Charlotte Knights <sup>1</sup>	85	60	.586	0.5
Greenville Braves	70	74	.486	15
Columbus Astros	67	76	.469	17.5
Orlando Twins	61	82	.427	23.5

WESTERN DIVISION	WON	LOST	PCT.	GB
Huntsville Stars <sup>2</sup>	74	70	.514	-
Memphis Chicks	72	71	.503	1.5
Birmingham Barons <sup>1</sup>	68	75	.476	5.5
Chattanooga Lookouts	68	75	.476	5.5
Knoxville Blue Jays	68	76	.472	6

Charlotte defeated Jacksonville three-games-to-two in the Eastern Division Playoffs. Birmingham defeated Huntsville three-games-to-none in the Western Division Playoffs. Birmingham defeated Charlotte three-games-to-one in the Southern League Championship.

## 1989

EASTERN DIVISION	WON	LOST	PCT.	GB
Orlando Twins <sup>1</sup>	79	65	.549	-
Greenville Braves <sup>2</sup>	70	69	.504	6.5
Columbus Mudcats	71	72	.497	7.5
Charlotte Knights	70	73	.490	8.5
Jacksonville Expos	68	76	.472	11

WESTERN DIVISION	WON	LOST	PCT.	GB
Birmingham Barons <sup>1</sup>	88	55	.615	-
Huntsville Stars <sup>2</sup>	82	61	.573	6
Knoxville Blue Jays	67	76	.469	21
Chattanooga Lookouts	58	81	.417	28
Memphis Chicks	59	84	.413	29

Greenville defeated Orlando three-games-to-one in the Eastern Division Playoffs. Birmingham defeated Huntsville three-games-to-one in the Western Division Playoffs. Birmingham defeated Greenville three-games-to-none in the Southern League Championship.

## 1991

EASTERN DIVISION	WON	LOST	PCT.	GB
Greenville Braves <sup>1</sup>	88	56	.611	-
Orlando SunRays <sup>2</sup>	77	67	.535	11
Jacksonville Suns	74	69	.517	13.5
Charlotte Knights	74	70	.514	14
Carolina Mudcats	66	76	.465	21

WESTERN DIVISION	WON	LOST	PCT.	GB
Birmingham Barons <sup>1</sup>	77	66	.538	-
Chattanooga Lookouts	73	71	.507	4.5
Knoxville Blue Jays <sup>2</sup>	67	77	.465	10.5
Memphis Chicks	61	83	.424	16.5
Huntsville Stars	61	83	.424	16.5

Orlando defeated Greenville three-games-to-none in the Eastern Division Playoffs. Birmingham defeated Knoxville three-games-to-one in the Western Division Playoffs. Orlando defeated Birmingham three-games-to-one in the Southern League Championship.



## 1992

EASTERN DIVISION	WON	LOST	PCT.	GB
Greenville Braves <sup>12</sup>	100	43	.699	-
Charlotte Knights	70	73	.490	30
Jacksonville Suns	68	75	.476	32
Orlando SunRays	60	82	.423	39.5
Carolina Mudcats	52	92	.361	48.5

WESTERN DIVISION	WON	LOST	PCT.	GB
Chattanooga Lookouts <sup>12</sup>	90	53	.629	-
Huntsville Stars	81	63	.563	9.5
Memphis Chicks	71	73	.493	19.5
Birmingham Barons	68	74	.479	21.5
Knoxville Blue Jays	56	88	.389	34.5

Greenville defeated Charlotte three-games-to-none in the Eastern Division Playoffs. Chattanooga defeated Huntsville three-games-to-one in the Western Division Playoffs. Greenville defeated Chattanooga three-games-to-two in the Southern League Championship.

## 1994

EASTERN DIVISION	WON	LOST	PCT.	GB
Greenville Braves <sup>2</sup>	73	63	.537	-
Carolina Mudcats <sup>1</sup>	74	66	.529	1
Knoxville Smokies	64	76	.457	11
Jacksonville Suns	60	77	.438	13.5
Orlando Cubs	59	78	.431	14.5

WESTERN DIVISION	WON	LOST	PCT.	GB
Huntsville Stars <sup>1</sup>	81	57	.587	-
Memphis Chicks	75	62	.547	5.5
Nashville Xpress	74	66	.529	8
Chattanooga Lookouts <sup>2</sup>	67	73	.479	15
Birmingham Barons	65	74	.468	16.5

Carolina defeated Greenville three-games-to-two in the Eastern Division Playoffs. Huntsville defeated Chattanooga three-games-to-none in the Western Division Playoffs. Huntsville defeated Carolina three-games-to-one in the Southern League Championship.

## 1996

EASTERN DIVISION	WON	LOST	PCT.	GB
Jacksonville Suns <sup>12</sup>	75	63	.543	-
Carolina Mudcats	70	69	.504	5.5
Orlando Cubs	61	78	.439	14.5
Greenville Braves	58	82	.414	18
Port City Roosters	56	84	.400	20

WESTERN DIVISION	WON	LOST	PCT.	GB
Memphis Chicks <sup>1</sup>	81	58	.583	-
Chattanooga Lookouts <sup>2</sup>	81	59	.579	0.5
Knoxville Smokies	75	65	.536	6.5
Birmingham Barons	74	65	.532	7
Huntsville Stars	66	74	.471	15.5

Jacksonville defeated Carolina three-games-to-two in the Eastern Division Playoffs. Chattanooga defeated Memphis three-games-to-one in the Western Division Playoffs. Jacksonville defeated Chattanooga three-games-to-one in the Southern League Championship.

1- first half division winner  
2- division winner

## 1993

EASTERN DIVISION	WON	LOST	PCT.	GB
Greenville Braves <sup>1</sup>	75	67	.528	-
Carolina Mudcats	74	67	.525	0.5
Orlando Cubs	71	70	.504	3.5
Knoxville Smokies <sup>2</sup>	71	71	.500	4
Jacksonville Suns	59	81	.421	15

WESTERN DIVISION	WON	LOST	PCT.	GB
Birmingham Barons <sup>2</sup>	78	64	.549	-
Chattanooga Lookouts	72	69	.511	5.5
Nashville Xpress <sup>1</sup>	72	70	.507	6
Huntsville Stars	71	70	.504	6.5
Memphis Chicks	63	77	.450	14

Knoxville defeated Greenville three-games-to-two in the Eastern Division Playoffs. Birmingham defeated Nashville three-games-to-one in the Western Division Playoffs. Birmingham defeated Knoxville three-games-to-one in the Southern League Championship.

## 1995

EASTERN DIVISION	WON	LOST	PCT.	GB
Carolina Mudcats <sup>12</sup>	89	55	.618	-
Orlando Cubs	76	67	.531	12.5
Jacksonville Suns	75	69	.521	14
Port City Roosters	62	80	.437	26
Greenville Braves	59	83	.415	29

WESTERN DIVISION	WON	LOST	PCT.	GB
Chattanooga Lookouts <sup>2</sup>	83	60	.580	-
Birmingham Barons	80	64	.556	3.5
Huntsville Stars	70	74	.486	13.5
Memphis Chicks <sup>1</sup>	68	74	.479	14.5
Knoxville Smokies	54	90	.375	29.5

Carolina defeated Orlando three-games-to-two in the Eastern Division Playoffs. Chattanooga defeated Memphis three-games-to-two in the Western Division Playoffs. Carolina defeated Chattanooga three-games-to-two in the Southern League Championship.

## 1997

EASTERN DIVISION	WON	LOST	PCT.	GB
Knoxville Smokies <sup>1</sup>	75	63	.543	-
Greenville Braves <sup>2</sup>	74	66	.529	2
Jacksonville Suns	66	73	.475	9.5
Orlando Rays	63	75	.457	12
Carolina Mudcats	55	82	.401	19.5

WESTERN DIVISION	WON	LOST	PCT.	GB
Huntsville Stars <sup>2</sup>	77	62	.554	-
Birmingham Barons	76	62	.551	0.5
Chattanooga Lookouts	70	69	.504	7
Mobile BayBears <sup>1</sup>	69	68	.504	7
Memphis Chicks	67	72	.482	10

Greenville defeated Knoxville three-games-to-one in the Eastern Division Playoffs. Huntsville defeated Mobile three-games-to-two in the Western Division Playoffs. Greenville defeated Huntsville three-games-to-two in the Southern League Championship.



## 1998

EASTERN DIVISION	WON	LOST	PCT.	GB
Jacksonville Suns <sup>1</sup>	86	54	.614	-
Knoxville Smokies <sup>2</sup>	71	69	.507	15
Orlando Rays	67	71	.486	18
Greenville Braves	67	72	.482	18.5
Carolina Mudcats	59	80	.424	26.5

WESTERN DIVISION	WON	LOST	PCT.	GB
Mobile BayBears <sup>12</sup>	86	54	.614	-
Huntsville Stars	72	68	.514	14
West Tenn Diamond Jaxx	66	74	.471	20
Chattanooga Lookouts	65	73	.471	20
Birmingham Barons	58	82	.414	28

Jacksonville defeated Knoxville three-games-to-none in the Eastern Division Playoffs. Mobile defeated Huntsville three-games-to-none in the Western Division Playoffs. Mobile defeated Jacksonville three-games-to-one in the Southern League Championship.

## 2000

EASTERN DIVISION	WON	LOST	PCT.	GB
Tennessee Smokies	70	69	.504	-
Jacksonville Suns <sup>2</sup>	69	71	.493	1.5
Greenville Braves <sup>1</sup>	68	71	.489	2
Orlando Rays*	65	71	.478	3.5
Carolina Mudcats	64	75	.460	6

WESTERN DIVISION	WON	LOST	PCT.	GB
West Tenn Diamond Jaxx <sup>2</sup>	80	58	.580	-
Birmingham Barons <sup>1</sup>	77	63	.550	4
Chattanooga Lookouts	70	67	.511	9.5
Mobile BayBears	66	73	.475	14.5
Huntsville Stars	64	75	.460	16.5

Jacksonville defeated Greenville three-games-to-two in the Eastern Division Playoffs. West Tenn defeated Birmingham three-games-to-two in the Western Division Playoffs. West Tenn defeated Jacksonville three-games-to-two in the Southern League Championship.

\*Greenville defeated Orlando, 5-4 in a one-game playoff for the Eastern Division first half title.

## 2002

EASTERN DIVISION	WON	LOST	PCT.	GB
Jacksonville Suns <sup>2</sup>	77	62	.554	-
Tennessee Smokies	69	71	.493	8.5
Greenville Braves	65	69	.485	9.5
Carolina Mudcats <sup>1</sup>	65	71	.478	10.5
Orlando Rays	58	79	.423	18

WESTERN DIVISION	WON	LOST	PCT.	GB
Birmingham Barons <sup>1</sup>	79	61	.564	-
Mobile BayBears	76	63	.547	2.5
West Tenn Diamond Jaxx <sup>2</sup>	73	67	.521	6
Huntsville Stars	70	69	.504	8.5
Chattanooga Lookouts	60	80	.429	19

Jacksonville defeated Carolina three-games-to-two in the Eastern Division Playoffs. Birmingham defeated West Tenn three-games-to-two in the Western Division Playoffs. Birmingham defeated Jacksonville three-games-to-none in the Southern League Championship.

1- first half division winner  
2- division winner

## 1999

EASTERN DIVISION	WON	LOST	PCT.	GB
Jacksonville Suns	75	66	.532	-
Orlando Rays <sup>2</sup>	70	68	.507	3.5
Knoxville Smokies <sup>1</sup>	71	69	.507	3.5
Carolina Mudcats	60	80	.429	14.5
Greenville Braves	58	80	.420	15.5

WESTERN DIVISION	WON	LOST	PCT.	GB
West Tenn Diamond Jaxx <sup>12</sup>	84	57	.596	-
Chattanooga Lookouts	78	62	.557	5.5
Birmingham Barons	73	67	.521	10.5
Mobile BayBears	66	73	.475	17
Huntsville Stars	64	77	.454	20

Orlando defeated Knoxville three-games-to-one in the Eastern Division Playoffs. West Tenn defeated Chattanooga three-games-to-one in the Western Division Playoffs. Orlando defeated West Tenn three-games-to-one in the Southern League Championship.

## 2001

EASTERN DIVISION	WON	LOST	PCT.	GB
Jacksonville Suns <sup>12</sup>	83	56	.597	-
Chattanooga Lookouts	72	67	.518	11
Carolina Mudcats	62	76	.449	20.5
Greenville Braves	60	79	.432	23
Orlando Rays	59	81	.421	24.5

WESTERN DIVISION	WON	LOST	PCT.	GB
Birmingham Barons <sup>2</sup>	80	60	.571	-
Tennessee Smokies	80	60	.571	-
Huntsville Stars <sup>1</sup>	75	63	.543	4
Mobile BayBears	65	73	.471	14
West Tenn Diamond Jaxx	59	80	.424	20.5

Jacksonville defeated Chattanooga three-games-to-two in the Eastern Division Playoffs. Huntsville defeated Birmingham three-games-to-two in the Western Division Playoffs. Southern League Championship Series canceled due to the terrorist attacks of September 11, 2001. Jacksonville and Huntsville declared co-champions.

## 2003

EASTERN DIVISION	WON	LOST	PCT.	GB
Carolina Mudcats <sup>12</sup>	80	58	.580	-
Tennessee Smokies	72	67	.518	8.5
Greenville Braves	68	70	.493	12
Jacksonville Suns	66	73	.475	14.5
Orlando Rays	65	72	.474	14.5

WESTERN DIVISION	WON	LOST	PCT.	GB
Huntsville Stars <sup>1</sup>	75	63	.543	-
Birmingham Barons <sup>2</sup>	73	64	.533	1.5
Chattanooga Lookouts	66	74	.471	10
West Tenn Diamond Jaxx	65	73	.471	10
Mobile BayBears	61	77	.442	14

Carolina defeated Tennessee three-games-to-one in the Eastern Division Playoffs. Huntsville defeated Birmingham three-games-to-two in the Western Division Playoffs. Carolina defeated Huntsville three-games-to-two in the Southern League Championship.





## 2004

EASTERN DIVISION	WON	LOST	PCT.	GB
Chattanooga Lookouts <sup>2</sup>	87	53	.621	-
Carolina Mudcats	73	66	.525	13.5
Tennessee Smokies <sup>1</sup>	69	71	.493	18
Jacksonville Suns	66	71	.482	19.5
Greenville Braves	63	76	.453	23.5

WESTERN DIVISION	WON	LOST	PCT.	GB
Birmingham Barons <sup>2</sup>	73	66	.525	-
Mobile BayBears <sup>1</sup>	73	67	.521	0.5
West Tenn Diamond Jaxx	70	68	.507	2.5
Huntsville Stars	65	75	.464	8.5
Montgomery Biscuits	57	83	.407	16.5

Tennessee defeated Chattanooga three-games-to-one in the Eastern Division Playoffs. Mobile defeated Birmingham three-games-to-one in the Western Division Playoffs. Southern League Championship Series canceled due to the threat of Hurricane Ivan. Tennessee and Mobile declared co-champions.

## 2006

NORTH DIVISION	WON	LOST	PCT.	GB
Chattanooga Lookouts <sup>1</sup>	81	59	.579	-
West Tenn Diamond Jaxx	75	65	.536	6
Tennessee Smokies	70	69	.504	10.5
Huntsville Stars <sup>2</sup>	67	71	.486	13
Carolina Mudcats	61	79	.436	20

SOUTH DIVISION	WON	LOST	PCT.	GB
Jacksonville Suns <sup>1</sup>	86	54	.614	-
Montgomery Biscuits <sup>2</sup>	77	62	.554	8.5
Mobile BayBears	62	76	.449	23
Birmingham Barons	59	81	.421	27
Mississippi Braves	58	80	.420	27

Huntsville defeated Chattanooga three-games-to-none in the North Division Playoffs. Montgomery defeated Jacksonville three-games-to-none in the South Division Playoffs. Montgomery defeated Huntsville three-games-to-one in the Southern League Championship.

## 2008

NORTH DIVISION	WON	LOST	PCT.	GB
Carolina Mudcats <sup>2</sup>	80	60	.571	-
Huntsville Stars	73	67	.521	7
West Tenn Diamond Jaxx <sup>1</sup>	70	68	.507	9
Chattanooga Lookouts	67	72	.482	12.5
Tennessee Smokies	62	77	.446	17.5

SOUTH DIVISION	WON	LOST	PCT.	GB
Birmingham Barons <sup>1</sup>	74	63	.540	-
Mississippi Braves <sup>2</sup>	73	66	.525	2
Montgomery Biscuits	69	70	.496	6
Jacksonville Suns	68	72	.486	7.5
Mobile BayBears	58	79	.423	16

Carolina defeated West Tenn three-games-to-none in the North Division Playoffs. Mississippi defeated Birmingham three-games-to-none in the South Division Playoffs. Mississippi defeated Carolina three-games-to-two in the Southern League Championship.

1- first half division winner  
2- division winner

## 2005

NORTH DIVISION	WON	LOST	PCT.	GB
West Tenn Diamond Jaxx <sup>12</sup>	83	56	.597	-
Carolina Mudcats	77	57	.575	3.5
Tennessee Smokies	64	76	.457	19.5
Huntsville Stars	60	79	.432	23.0
Chattanooga Lookouts	53	83	.390	28.5

SOUTH DIVISION	WON	LOST	PCT.	GB
Birmingham Barons <sup>2</sup>	82	57	.590	-
Jacksonville Suns <sup>1</sup>	79	61	.564	3.5
Montgomery Biscuits	67	70	.489	14.0
Mississippi Braves	64	68	.485	14.5
Mobile BayBears	58	80	.420	23.5

West Tenn defeated Carolina three-games-to-none in the Northern Division Playoffs. Jacksonville defeated Birmingham three-games-to-none in the South Division Playoffs. Jacksonville defeated West Tenn three-games-to-one in the Southern League Championship.

## 2007

NORTH DIVISION	WON	LOST	PCT.	GB
Huntsville Stars <sup>12</sup>	75	62	.547	-
Tennessee Smokies	73	65	.529	2.5
Chattanooga Lookouts	67	73	.479	9.5
West Tenn Diamond Jaxx	60	79	.432	16
Carolina Mudcats	60	80	.429	16.5

SOUTH DIVISION	WON	LOST	PCT.	GB
Montgomery Biscuits <sup>2</sup>	81	59	.579	-
Jacksonville Suns	80	60	.571	1
Mobile BayBears	71	68	.511	9.5
Mississippi Braves <sup>1</sup>	67	72	.482	13.5
Birmingham Barons	62	78	.443	19

Huntsville defeated Tennessee three-games-to-two in the North Division Playoffs. Montgomery defeated Mississippi three-games-to-one in the South Division Playoffs. Montgomery defeated Huntsville three-games-to-two in the Southern League Championship.

## 2009

NORTH DIVISION	WON	LOST	PCT.	GB
Tennessee Smokies <sup>2</sup>	71	69	.507	-
Carolina Mudcats	65	74	.468	5.5
Chattanooga Lookouts	65	74	.468	5.5
Huntsville Stars <sup>1</sup>	63	75	.457	7.0
West Tenn Diamond Jaxx	62	78	.443	9.0

SOUTH DIVISION	WON	LOST	PCT.	GB
Birmingham Barons <sup>1</sup>	92	47	.662	-
Jacksonville Suns <sup>2</sup>	82	58	.586	10.5
Mississippi Braves	65	73	.471	26.5
Mobile BayBears	66	74	.471	26.5
Montgomery Biscuits	65	74	.468	27.0

Tennessee defeated Huntsville three-games-to-one in the North Division Playoffs. Jacksonville defeated Birmingham three-games-to-none in the South Division Playoffs. Jacksonville defeated Tennessee three-games-to-one in the Southern League Championship.



## 2010

NORTH DIVISION	WON	LOST	PCT.	GB
Tennessee Smokies <sup>12</sup>	86	53	.619	-
West Tenn Diamond Jaxx	73	66	.525	13.0
Huntsville Stars	67	73	.479	19.5
Chattanooga Lookouts	65	74	.468	21.0
Carolina Mudcats	58	79	.423	27.0

SOUTH DIVISION	WON	LOST	PCT.	GB
Jacksonville Suns <sup>12</sup>	81	59	.579	-
Mobile BayBears	75	62	.547	4.5
Montgomery Biscuits	72	66	.522	8.0
Mississippi Braves	63	74	.460	16.5
Birmingham Barons	53	87	.379	28.0

Tennessee defeated West Tenn three-games-to-one in the North Division Playoffs. Jacksonville defeated Mobile three-games-to-one in the South Division Playoffs. Jacksonville defeated Tennessee three-games-to-one in the Southern League Championship.

## 2012

NORTH DIVISION	WON	LOST	PCT.	GB
Jackson Generals <sup>1</sup>	79	61	.564	-
Chattanooga Lookouts <sup>2</sup>	73	65	.529	5.0
Tennessee Smokies	72	68	.514	7.0
Huntsville Stars	65	74	.468	13.5
Birmingham Barons	63	76	.453	15.5

SOUTH DIVISION	WON	LOST	PCT.	GB
Montgomery Biscuits <sup>2</sup>	74	63	.540	-
Jacksonville Suns	70	70	.500	5.5
Mobile BayBears <sup>1</sup>	69	71	.493	6.5
Pensacola Blue Wahoos	68	70	.493	6.5
Mississippi Braves	62	77	.446	13.0

Jackson defeated Chattanooga three-games-to-one in the North Division Playoffs. Mobile defeated Montgomery three-games-to-one in the South Division Playoffs. Mobile defeated Jackson three-games-to-one in the Southern League Championship.

## 2014

NORTH DIVISION	WON	LOST	PCT.	GB
Huntsville Stars <sup>1</sup>	77	63	.550	-
Tennessee Smokies	66	73	.475	10.5
Jackson Generals	63	76	.453	13.5
Chattanooga Lookouts <sup>2</sup>	61	77	.442	15.0
Birmingham Barons	60	80	.429	17.0

SOUTH DIVISION	WON	LOST	PCT.	GB
Mississippi Braves	83	56	.597	-
Jacksonville Suns <sup>2</sup>	81	59	.579	2.5
Mobile BayBears <sup>1</sup>	79	58	.577	3.0
Montgomery Biscuits	66	74	.471	17.5
Pensacola Blue Wahoos	60	80	.429	23.5

Chattanooga defeated Huntsville three-games-to-two in the North Division Playoffs. Jacksonville defeated Mobile three-games-to-one in the South Division Playoffs. Jacksonville defeated Chattanooga three-games-to-none in the Southern League Championship.

1- first half division winner  
2- division winner

## 2011

NORTH DIVISION	WON	LOST	PCT.	GB
Tennessee Smokies <sup>1</sup>	83	57	.593	-
Chattanooga Lookouts <sup>2</sup>	77	62	.554	5.5
Jackson Generals	68	72	.486	15.0
Huntsville Stars	64	73	.467	17.5
Carolina Mudcats	53	86	.381	29.5

SOUTH DIVISION	WON	LOST	PCT.	GB
Mobile BayBears <sup>2</sup>	84	54	.609	-
Birmingham Barons <sup>1</sup>	71	69	.507	14.0
Jacksonville Suns	70	70	.500	15.0
Montgomery Biscuits	65	74	.468	19.5
Mississippi Braves	61	79	.436	24.0

Tennessee defeated Chattanooga three-games-to-none in the North Division Playoffs. Mobile defeated Birmingham three-games-to-two in the South Division Playoffs. Mobile defeated Tennessee three-games-to-one in the Southern League Championship.

## 2013

NORTH DIVISION	WON	LOST	PCT.	GB
Tennessee Smokies <sup>2</sup>	76	62	.551	-
Birmingham Barons <sup>1</sup>	77	63	.550	-
Jackson Generals	62	73	.459	12.5
Huntsville Stars	59	79	.428	17.0
Chattanooga Lookouts	59	80	.424	17.5

SOUTH DIVISION	WON	LOST	PCT.	GB
Mobile BayBears <sup>12</sup>	79	60	.568	-
Mississippi Braves	76	63	.547	3.0
Jacksonville Suns	73	63	.537	4.5
Montgomery Biscuits	71	69	.507	8.5
Pensacola Blue Wahoos	59	79	.428	19.5

Birmingham defeated Tennessee three-games-to-two in the North Division Playoffs. Mobile defeated Mississippi three-games-to-one in the South Division Playoffs. Birmingham defeated Mobile three-games-to-two in the Southern League Championship.

## 2015

NORTH DIVISION	WON	LOST	PCT.	GB
Montgomery Biscuits <sup>2</sup>	77	61	.558	-
Chattanooga Lookouts <sup>1</sup>	76	61	.555	0.5
Tennessee Smokies	76	63	.547	1.5
Birmingham Barons	69	70	.496	8.5
Jackson Generals	53	84	.387	23.5

SOUTH DIVISION	WON	LOST	PCT.	GB
Biloxi Shuckers <sup>1</sup>	78	59	.569	-
Mobile BayBears	70	67	.511	8.0
Mississippi Braves	69	67	.507	8.5
Pensacola Blue Wahoos <sup>2</sup>	63	75	.457	15.5
Jacksonville Suns	57	81	.413	21.5

Chattanooga defeated Montgomery three-games-to-one in the North Division Playoffs. Biloxi defeated Pensacola three-games-to-none in the South Division Playoffs. Chattanooga defeated Biloxi three-games-to-two in the Southern League Championship.



## 2016

NORTH DIVISION	WON	LOST	PCT.	GB
Jackson Generals <sup>1</sup>	84	55	.604	-
Montgomery Biscuits <sup>2</sup>	76	64	.543	8.5
Chattanooga Lookouts	75	65	.536	9.5
Tennessee Smokies	58	81	.417	26.0
Birmingham Barons	49	91	.350	35.5

SOUTH DIVISION	WON	LOST	PCT.	GB
Pensacola Blue Wahoos <sup>12</sup>	81	59	.579	-
Mississippi Braves	73	65	.529	7.0
Biloxi Shuckers	72	67	.518	8.5
Mobile BayBears	65	73	.471	15.0
Jacksonville Suns	63	76	.453	17.5

*Jackson defeated Montgomery three-games-to-one in the North Division Playoffs. Mississippi defeated Pensacola three-games-to-one in the South Division Playoffs. Jackson defeated Mississippi three-games-to-none in the Southern League Championship.*

## 2018

NORTH DIVISION	WON	LOST	PCT.	GB
Montgomery Biscuits <sup>2</sup>	79	61	.564	-
Jackson Generals <sup>1</sup>	75	64	.540	3.5
Tennessee Smokies	67	71	.486	11.0
Birmingham Barons	66	72	.478	12.0
Chattanooga Lookouts	65	72	.474	12.5

SOUTH DIVISION	WON	LOST	PCT.	GB
Biloxi Shuckers <sup>12</sup>	81	59	.579	-
Pensacola Blue Wahoos	69	68	.504	10.5
Mississippi Braves	67	71	.486	13.0
Mobile BayBears	66	70	.485	13.0
Jacksonville Jumbo Shrimp	55	82	.401	24.5

*Jackson defeated Montgomery three-games-to-two in the North Division Playoffs. Biloxi defeated Pensacola three-games-to-one in the South Division Playoffs. Jackson defeated Biloxi three-games-to-one in the Southern League Championship.*

## MISC REGULAR SEASON LEADERS

## Most Games Won, Season, No Playoffs

83.....	Mississippi (2014)
80.....	Birmingham (1995)
	Tennessee (2001)
	Jacksonville (2007)
79.....	Orlando (1984)
	Huntsville (1990)

## 2017

NORTH DIVISION	WON	LOST	PCT.	GB
Chattanooga Lookouts <sup>12</sup>	91	49	.650	-
Montgomery Biscuits	76	64	.543	15.0
Jackson Generals	71	69	.507	20.0
Tennessee Smokies	68	70	.493	22.0
Birmingham Barons	53	85	.384	37.0

SOUTH DIVISION	WON	LOST	PCT.	GB
Pensacola Blue Wahoos <sup>1</sup>	74	66	.529	-
Biloxi Shuckers	71	66	.518	1.5
Jacksonville Jumbo Shrimp <sup>2</sup>	69	71	.493	5.0
Mobile BayBears	64	75	.460	9.5
Mississippi Braves	58	80	.420	15.0

*Chattanooga defeated Montgomery three-games-to-two in the North Division Playoffs. Pensacola defeated Jacksonville three-games-to-none in the South Division Playoffs. Southern League Championship Series canceled due to the threat of Hurricane Irma. Chattanooga and Pensacola declared co-champions.*

## Most Times, Overall Division Leader

12.....	Jacksonville
1973*, 1974*, 1982, 1986, 1987, 1996, 1998, 1999**	
2001, 2002, 2006, 2010	

## Most Times, Best Regular Season Record

6.....	Jacksonville
1974*, 1982, 1987, 1998, 2001, 2006	
Birmingham	
1967, 1983, 1989, 1993, 2002, 2009	

*\*Prior to expanded playoffs (1976)*

*\*\*Missed Playoffs despite best record*

1- first half division winner  
2- division winner



YEAR	LOCATION	TEAMS	SCORE	MVP
1972	Montgomery	SL vs. Montgomery	7-6 (SL)	Bucky Dent
1973	Savannah	SL vs. Atlanta Braves	2-2 (5 innings, rain)	No Record
1974	Jacksonville	SL vs. Minnesota Twins	3-1 (SL)	Freddie Velazquez
1975	Savannah	East vs. West	3-1 (East)	Roger Cador
1976	Charlotte	SL vs. Atlanta Braves	6-1 (Atlanta)	Chuck Smith
1977	Chattanooga	SL vs. Atlanta Braves	6-4 (SL)	Lou Whitaker
1978	Savannah	SL vs. Atlanta Braves	5-1 (Atlanta)	Roger Alexander
1979	Nashville	SL vs. Atlanta Braves	5-2 (SL)	Duane Walker
1980	Jacksonville	SL vs. Atlanta Braves	RAINED OUT	
1981	Memphis	SL vs. Memphis	10-3 (SL)	Jeff Kenaga
1982	Birmingham	SL vs. Atlanta Braves	7-4 (SL)	Jeff Reynolds
1983	Nashville	SL vs. Nashville	3-2 (SL)	George Fousianes
1984	Greenville	East vs. West	2-1 (West)	Jack McKnight
1985	Birmingham	SL vs. Houston Astros	3-0 (Houston)	Robbie Wine
1986	Huntsville	SL vs. Nashville	4-2 (Nashville)	Terry Steinbach
1987	Greenville	SL vs. Richmond	3-3 tie	Ron Gant
1988	Jacksonville	East vs. West	5-4 (East)	Randy Braun
1989	Knoxville	SL vs. Toronto Blue Jays	5-3 (SL)	Harvey Pulliam
1990	Chattanooga	AL vs. NL	3-2 (NL)	Andy Mota
1991-1995		NO GAME		
1996	Orlando	SL vs. Chicago Cubs	9-0 (Chicago)	Jeremi Gonzalez
1997	Carolina	SL vs. Seattle Mariners	9-3 (SL)	Juan Encarnacion
1998	Mobile	SL vs. Mobile	6-4 (SL)	Gabe Kapler
1999	West Tenn	East vs. West	5-2 (West)	Jeff Inglin
2000	Greenville	East vs. West	6-3 (West)	Jeff Inglin
2001	Tennessee	East vs. West	4-3 (West)	Joe Borchard
2002	Tennessee	East vs. West	4-1 (West)	Alex Fernandez
2003	Jacksonville	East vs. West	7-5 (East)	Victor Diaz
2004	Chattanooga	East vs. West	10-6 (East)	Jesse Gutierrez
2005	Mobile	North vs. South	12-5 (North)	Jeremy Hermida
2006	Montgomery	North vs. South	9-4 (North)	Scott Moore
2007	Mississippi	North vs. South	7-4 (North)	Lee Mitchell
2008	Carolina	North vs. South	6-1 (North)	Chris Coghlan
2009	Birmingham	North vs. South	7-0 (North)	Josh Bell
2010	Huntsville	North vs. South	3-2 (North)	Matt Dominguez
2011	Jackson	North vs. South	6-3 (North)	Scott Van Slyke
2012	Tennessee	North vs. South	6-2 (South)	Alfredo Marte
2013	Jacksonville	North vs. South	6-0 (South)	Justin Greene
2014	Chattanooga	North vs. South	6-4 (South)	Taylor Motter
2015	Montgomery	North vs. South	9-0 (North)	Tim Anderson
2016	Mississippi	North vs. South	5-1 (South)	Phillip Ervin
2017	Pensacola	North vs. South	RAINED OUT	
2018	Birmingham	North vs. South	9-5 (South)	Zach Gibbons



## The Southern League Recognizes Our 2019 Charity Partners



[cancer.org](http://cancer.org)



**ASSOCIATION**  
[alsa.org](http://alsa.org)



[bairfind.org](http://bairfind.org)



[bbbs.org](http://bbbs.org)




[milb.com/fans/copa](http://milb.com/fans/copa)

ED RANDALL'S

## FANS for the CURE

[fans4thecure.org](http://fans4thecure.org)

# DIRECTORIES







## MINOR LEAGUE TEAM DIRECTORY

CLUB	LEAGUE	PHONE	FAX
Aberdeen IronBirds	New York-Penn	410-297-9292	410-297-6653
Akron RubberDucks	Eastern	330-253-5151	330-253-3300
Albuquerque Isotopes	Pacific Coast	505-924-2255	505-242-8899
Altoona Curve	Eastern	814-943-5400	814-943-9050
Amarillo Sod Poodles	Texas	806-803-7762	
Arkansas Travelers	Texas	501-664-1555	501-664-1834
Asheville Tourists	South Atlantic	828-258-0428	828-258-0320
Auburn Doubledays	New York-Penn	315-255-2489	315-255-2675
Augusta GreenJackets	South Atlantic	706-736-7889	706-736-1122
Batavia Muckdogs	New York-Penn	585-343-5454	585-343-5620
Beloit Snappers	Midwest	608-362-2272	608-362-0418
Billings Mustangs	Pioneer	406-252-1241	406-252-2968
<b>Biloxi Shuckers</b>	<b>Southern</b>	<b>228-233-3465</b>	<b>228-206-6187</b>
Binghamton Rumble Ponies	Eastern	607-723-6387	607-723-7779
<b>Birmingham Barons</b>	<b>Southern</b>	<b>205-988-3200</b>	<b>205-988-9698</b>
Bluefield Blue Jays	Appalachian	276-326-1326	276-326-1318
Boise Hawks	Northwest	208-322-5000	208-322-6846
Bowie Baysox	Eastern	301-805-6000	301-464-4911
Bowling Green Hot Rods	South Atlantic	270-901-2121	270-901-2165
Bradenton Marauders	Florida State	941-747-3031	941-747-9442
Bristol Pirates	Appalachian	276-206-9946	276-669-7686
Brooklyn Cyclones	New York-Penn	718-449-8497	718-449-6368
Buffalo Bisons	International	716-846-2000	716-852-6530
Burlington (Iowa) Bees	Midwest	319-754-5705	319-754-5882
Burlington (NC) Royals	Appalachian	336-222-0223	336-226-2498
Carolina Mudcats	Carolina	919-269-2287	919-269-4910
Cedar Rapidsernels	Midwest	319-363-3887	319-363-5631
Charleston RiverDogs	South Atlantic	843-723-7241	843-723-2641
Charlotte (NC) Knights	International	704-357-8071	704-329-2155
Charlotte (FL) Stone Crabs	Florida State	941-206-4487	941-206-3599
<b>Chattanooga Lookouts</b>	<b>Southern</b>	<b>423-267-2208</b>	<b>423-267-4258</b>
Clearwater Threshers	Florida State	727-467-4457	727-712-4498
Clinton LumberKings	Midwest	563-242-0727	563-242-1433
Columbia Fireflies	South Atlantic	803-726-4487	803-726-3126
Columbus Clippers	International	614-462-5250	614-462-3271
Connecticut Tigers	New York-Penn	860-886-5996	860-886-5996
Corpus Christi Hooks	Texas	361-561-4665	361-561-4666
Danville Braves	Appalachian	434-797-3792	434-797-3799
Dayton Dragons	Midwest	937-228-2287	937-228-2284
Daytona Tortugas	Florida State	386-257-3172	386-257-3382
Delmarva Shorebirds	South Atlantic	410-219-3112	410-219-9164
Down East Wood Ducks	Carolina	252-527-9111	252-527-0498
Dunedin Blue Jays	Florida State	727-733-9302	727-734-7661
Durham Bulls	International	919-687-6500	919-687-6560
El Paso Chihuahuas	Pacific Coast	915-533-2273	915-242-2031
Elizabethton Twins	Appalachian	423-547-6441	423-547-6442
Erie SeaWolves	Eastern	814-456-1300	814-456-7520
Eugene Emeralds	Northwest	541-342-5367	541-342-6089
Everett AquaSox	Northwest	425-258-3673	425-258-3675
Fayetteville Woodpeckers	Carolina	910-339-1989	
Florida Fire Frogs	Florida State	321-633-9200	321-633-4418
Fort Myers Miracle	Florida State	239-768-4210	239-768-4211
Fort Wayne TinCaps	Midwest	260-482-6400	260-471-4678
Frederick Keys	Carolina	301-662-0013	301-662-0018



## MINOR LEAGUE TEAM DIRECTORY (Continued)

CLUB	LEAGUE	PHONE	FAX
Fresno Grizzlies	Pacific Coast	559-320-4487	559-264-0795
Frisco RoughRiders	Texas	972-334-1900	972-334-5355
Grand Junction Rockies	Pioneer	307-232-1111	307-265-7867
Great Falls Voyagers	Pioneer	406-452-5311	406-454-0811
Great Lakes Loons	Midwest	989-837-2255	989-837-8780
Greeneville (TN) Reds	Appalachian	423-638-0411	423-638-9450
Greensboro Grasshoppers	South Atlantic	336-268-2255	336-273-7350
Greenville (SC) Drive	South Atlantic	864-240-4500	864-240-4501
Gwinnett Stripers	International	678-277-0300	678-277-0338
Hagerstown Suns	South Atlantic	301-791-6266	301-791-6066
Harrisburg Senators	Eastern	717-231-4444	717-231-4445
Hartford Yard Goats	Eastern	860-246-4628	860-247-4628
Hickory Crawdads	South Atlantic	828-322-3000	828-322-6137
Hillsboro Hops	Northwest League	503-640-0887	
Hudson Valley Renegades	New York-Penn	845-838-0094	845-838-0014
Idaho Falls Chukars	Pioneer	208-522-8363	208-522-9858
Indianapolis Indians	International	317-269-3542	317-269-3541
Inland Empire 66ers	California	909-888-9922	909-888-5251
Iowa Cubs	Pacific Coast	515-243-6111	515-243-5152
<b>Jackson Generals</b>	<b>Southern</b>	<b>731-988-5299</b>	<b>731-988-5246</b>
<b>Jacksonville Jumbo Shrimp</b>	<b>Southern</b>	<b>904-358-2846</b>	<b>904-358-2845</b>
Johnson City Cardinals	Appalachian	423-461-4866	423-461-4864
Jupiter Hammerheads	Florida State	561-775-1818	561-691-6886
Kane County Cougars	Midwest	630-232-8811	630-232-8815
Kannapolis Intimidators	South Atlantic	704-932-3267	704-938-7040
Kingsport Mets	Appalachian	423-378-3744	423-392-8538
Lake County Captains	Midwest	440-975-8085	440-975-8958
Lake Elsinore Storm	California	951-245-4487	951-245-0305
Lakeland Flying Tigers	Florida State	863-686-8075	863-688-9589
Lakewood Blue Claws	South Atlantic	732-901-7000	732-901-3967
Lancaster JetHawks	California	661-726-5400	661-726-5406
Lansing Lugnuts	Midwest	517-485-4500	517-485-4518
Las Vegas Aviators	Pacific Coast	702-386-7200	702-386-7214
Lehigh Valley IronPigs	International	610-841-7447	610-841-1509
Lexington Legends	South Atlantic	859-252-4487	859-252-0747
Louisville Bats	International	502-212-2287	502-515-2255
Lowell Spinners	New York-Penn	978-459-2255	978-459-1674
Lynchburg Hillcats	Carolina	434-528-1144	434-846-0768
Mahoning Valley Scrappers	New York-Penn	330-505-0000	330-505-9696
Memphis Redbirds	Pacific Coast	901-721-6000	901-527-1642
Midland RockHounds	Texas	432-520-2255	432-520-8326
<b>Mississippi Braves</b>	<b>Southern</b>	<b>601-932-8788</b>	<b>601-936-3567</b>
Missoula Osprey	Pioneer	406-543-3300	406-543-9463
<b>Mobile BayBears</b>	<b>Southern</b>	<b>251-572-2327</b>	251-385-6243
Modesto Nuts	California	209-572-4487	209-572-4490
<b>Montgomery Biscuits</b>	<b>Southern</b>	<b>334-323-2255</b>	<b>334-323-2225</b>
Myrtle Beach Pelicans	Carolina	843-918-6000	843-918-6001
Nashville Sounds	Pacific Coast	615-242-4371	615-256-5684
New Hampshire Fisher Cats	Eastern	603-641-2005	603-641-2055
New Orleans Baby Cakes	Pacific Coast	504-734-5155	504-734-5118
Norfolk Tides	International	757-622-2222	757-624-9090
Northwest Arkansas Naturals	Texas	479-927-4900	479-756-8088
Ogden Raptors	Pioneer	801-393-2400	801-393-2473
Oklahoma City Dodgers	Pacific Coast	405-218-1000	405-218-1001



## MINOR LEAGUE TEAM DIRECTORY (Continued)

CLUB	LEAGUE	PHONE	FAX
Omaha Storm Chasers	Pacific Coast	402-734-2550	402-734-7166
Orem Owlz	Pioneer	801-377-2255	801-377-2345
Palm Beach Cardinals	Florida State	561-775-1818	561-691-6886
Pawtucket Red Sox	International	401-724-7300	401-724-2140
<b>Pensacola Blue Wahoos</b>	<b>Southern</b>	<b>850-934-8444</b>	<b>850-791-6256</b>
Peoria Chiefs	Midwest	309-680-4000	309-680-4080
Portland (ME) Sea Dogs	Eastern	207-874-9300	207-780-0317
Potomac Nationals	Carolina	703-590-2311	703-590-5716
Princeton Rays	Appalachian	304-487-2000	304-487-8762
Pulaski Yankees	Appalachian	540-980-1070	540-980-1850
Quad Cities River Bandits	Midwest	563-322-6348	563-324-3109
Rancho Cucamonga Quakes	California	909-481-5000	909-481-5005
Reading Fighting Phils	Eastern	610-375-8469	610-373-5868
Reno Aces	Pacific Coast	775-334-4700	775-334-4701
Richmond Flying Squirrels	Eastern	804-359-3866	804-359-1373
Rochester Red Wings	International	585-454-1001	585-454-1056
Rocky Mountain Vibes	Pioneer	719-597-1449	719-597-2491
Rome Braves	South Atlantic	706-368-9388	706-368-6525
Round Rock Express	Pacific Coast	512-255-2255	512-255-1558
Sacramento River Cats	Pacific Coast	916-376-4700	916-376-4710
St. Lucie Mets	Florida State	772-871-2100	772-878-9802
Salem Red Sox	Carolina	540-389-3333	540-389-9710
Salem-Keizer Volcanoes	Northwest	503-390-2225	503-390-2227
Salt Lake Bees	Pacific Coast	801-350-6900	801-485-6818
San Antonio Missions	Pacific Coast	210-675-7275	210-670-0001
San Jose Giants	California	408-297-1435	408-297-1453
Scranton/Wilkes-Barre RailRiders	International	570-969-2255	570-963-6564
South Bend Cubs	Midwest	574-235-9988	574-235-9950
Spokane Indians	Northwest	509-535-2922	509-534-5368
Springfield Cardinals	Texas	417-863-2143	417-863-0388
State College Spikes	New York-Penn	814-272-1711	814-272-1718
Staten Island Yankees	New York-Penn	718-720-9265	718-273-5763
Stockton Ports	California	209-644-1900	209-644-1931
Syracuse Mets	International	315-474-7833	315-474-2658
Tacoma Rainiers	Pacific Coast	253-752-7707	253-752-7135
Tampa Tarpons	Florida State	813-875-7753	813-673-3174
<b>Tennessee Smokies</b>	<b>Southern</b>	<b>865-286-2300</b>	<b>865-523-9913</b>
Toledo Mud Hens	International	419-725-4367	419-725-4368
Trenton Thunder	Eastern	609-394-3300	609-394-9666
Tri-City (WA) Dust Devils	Northwest	509-544-8789	509-547-9570
Tri-City (NY) ValleyCats	New York-Penn	518-629-2287	518-629-2299
Tulsa Drillers	Texas	918-744-5998	918-747-3267
Vancouver Canadians	Northwest	604-872-5232	604-872-1714
Vermont Lake Monsters	New York-Penn	802-655-4200	802-655-5660
Visalia Rawhide	California	559-734-4433	559-739-7732
West Michigan Whitecaps	Midwest	616-784-4131	616-784-4911
West Virginia Black Bears	New York-Penn		304-293-7910
West Virginia Power	South Atlantic	304-344-2287	304-344-0083
Williamsport Crosscutters	New York-Penn	570-326-3389	570-326-3494
Wilmington Blue Rocks	Carolina	302-888-2015	302-888-2032
Winston-Salem Dash	Carolina	336-714-2287	336-714-2288
Wisconsin Timber Rattlers	Midwest	920-733-4152	920-733-8032



## MiLB DIRECTORY



## Street Address:

9550 16th St. North  
St. Petersburg, FL 33716-4217

Telephone: (727) 822-6937 | Fax: (727) 821-5819

admin@minorleaguebaseball.com

www.MiLB.com

## • THE NATIONAL ASSOCIATION OF PROFESSIONAL BASEBALL LEAGUES, INC.

President & CEO	Pat O'Conner
Vice President	Stan Brand
Senior Vice President, Legal Affairs & General Counsel	D. Scott Poley
Senior Vice President, Baseball & Business Operations	Tim Brunswick
Senior Vice President, Digital Strategy and Business Development	Katie Davison
Chief Financial Officer	Sean Brown
Chief Marketing & Commercial Officer	David Wright
Vice President, Marketing Strategy & Research	Kurt Hunzeker
Vice President, Business Development & Media	Gerald Jones
Head of Licensing & Consumer Products	Brian Earle
Senior Executive Advisor to the President	Dan O'Brien, Jr.
Assistant to the President	Bill Smith
Senior Director, Communications	Jeff Lantz
Director, Special Events	Stefanie Loncarich
Director, Information Technology	Rob Colamarino
Director, Diversity and Inclusion	Vincent Pierson
Director, Human Resources	Tara Thornton
Director, Partnership Marketing	Heather Raburn
Deputy General Counsel	Robert Fountain
Special Counsel	George Yund
Controller	James Dispanet
Assistant Director, Baseball and Business Operations	Andy Shultz
Assistant Director, Licensing	Carrie Adams
Assistant Director, Community Engagement	Courtney Nehls
Assistant Director, Corporate Communications	Mary Marandi
Assistant Director, Marketing Strategy & Research	Cory Bernstine
Assistant Director, Special Events & Programming	Mark Labban
Senior Manager, Brand Development	Ryan Foose
Senior Manager, Digital Marketing & Communications	Mallory Roberts
Associate Counsel	Shannon Finucane
Manager, Contracts/Legal Assistant	Jeannette Machicote
Manager, Event Partners & Trade Show Services	Eileen Sahin-Murphy
Manager, Business Development & Media	Curtis Walker
Manager, Baseball Operations/Executive Assistant to the President	Mary Wooters
Manager, Partnership Marketing	Scott Ester
Manager, Partnership Marketing	William Kent, Jr.
Manager, Special Events & Affiliate Programming	Paige Hegedus
Manager, Business & Data Processes	Belicia Montgomery
Senior Digital Projects Manager	Laurie Nygren
Production Designer	Vincent Pettofrezzo
Senior Accountant	Michelle Heystek
Coordinator, Social Media Marketing	Brad Friedman
Coordinator, Enterprise Marketing	Meghan Madson
Coordinator, Trademarks & Intellectual Properties	Melissa Giesler-Hassell
Coordinator, Events & Partnerships	Jessica Nori
Coordinator, E-commerce	Tajma Brown

## • MiLB UMPIRE DEVELOPMENT

Telephone: (877) 799-UMPS | Website: www.MiLBUmpireAcademy.com | E-Mail: InfoMiLBUmpireAcademy.com

President & CEO	Pat O'Conner
Secretary/Senior Vice President, Legal Affairs & General Counsel	D. Scott Poley
Senior Vice President, Baseball & Business Operations	Tim Brunswick
Director, MiLB Umpire Development	Dusty Dellinger
Chief of Instruction	Mike Felt
Field Evaluators/Instructors	Jorge Bauza, Tyler Funneman, Brian Sinclair, Darren Spagnardi, Jay Pierce
Medical Coordinator	Mark Stubblefield
Manager, Umpire Technology	Tom Honec
Manager, Umpire Development	Jess Schneider

## • PROFESSIONAL BASEBALL EMPLOYMENT OPPORTUNITIES

Telephone: (866) WE-R-PBEO | Website: www.PBEO.com | E-Mail: Info@PBEO.com



## MINOR LEAGUE BASEBALL - AFFILIATED MEMBERS

	LEAGUE	PRESIDENT	PHONE	FAX
Class AAA	International	Randy Mobley	(614) 791-9300	(614) 791-9009
	Mexican	Javier Salinas	011-555-557-1007	011-555-395-2454
	Pacific Coast	Branch Rickey	(512) 310-2900	(512) 310-8300
Class AA	Eastern	Joe McEacharn	(207) 761-2700	(207) 761-7064
	Southern	Lori M. Webb	(770) 321-0400	(770) 321-0037
	Texas	Tim Purpura	(682) 316-4100	(844) 316-7725
Class A	California	Charlie Blaney	(805) 985-8585	(805) 985-8580
	Carolina	Geoff Lassiter	(336) 691-9030	(336) 464-2737
	Florida State	Ken Carson	(727) 724-6146	(727) 724-6145
	Midwest	Richard Nussbaum II	(574) 532-1221	(574) 234-4220
	South Atlantic	Eric Krupa	(727) 538-4270	(727) 499-6853
Class A Short Season	New York-Penn	Ben Hayes	(727) 278-7112	(727) 683-9691
	Northwest	Mike Ellis	(406) 541-9301	(406) 543-9463
Rookie League	Appalachian	Dan Moushon	(919) 656-5357	(727) 954-4876
	Arizona	Bob Richmond	(208) 429-1511	(208) 429-1525
	Dominican Summer	Orlando Diaz	(809) 532-3619	(809) 533-4406
	Gulf Coast	Minor League Baseball	(727) 456-1734	(727) 821-5819
	Pioneer	Jim McCurdy	(509) 456-7615	(509) 456-0136

## MLB DIRECTORY



Address: 245 Park Ave., New York, NY, 10167  
 Telephone: (212) 931-7800  
 Website: www.mlb.com  
 Commissioner: Rob Manfred

## AMERICAN LEAGUE

Baltimore Orioles	410-685-9800
Boston Red Sox	617-267-9440
Chicago White Sox	312-674-1000
Cleveland Indians	216-420-4200
Detroit Tigers	313-471-2000
Houston Astros	713-259-8000
Kansas City Royals	816-921-8000
Los Angeles Angels	714-940-2000
Minnesota Twins	612-659-3400
New York Yankees	718-293-4300
Oakland Athletics	510-638-4900
Seattle Mariners	206-346-4000
Tampa Bay Rays	727-825-3137
Texas Rangers	817-273-5222
Toronto Blue Jays	416-341-1000

## NATIONAL LEAGUE

Arizona Diamondbacks	602-462-6500
Atlanta Braves	404-614-2300
Chicago Cubs	773-404-2827
Cincinnati Reds	513-765-7000
Colorado Rockies	303-292-0200
Los Angeles Dodgers	866-DODGERS
Miami Marlins	305-480-1300
Milwaukee Brewers	414-902-4400
New York Mets	718-507-6387
Philadelphia Phillies	215-463-6000
Pittsburgh Pirates	412-323-5000
San Diego Padres	619-795-5000
San Francisco Giants	415-972-2000
St. Louis Cardinals	314-345-9600
Washington Nationals	202-675-6287

Opening Day: March 20-21 (Tokyo), March 28 (US) | 90th All-Star Game: July 9, Progressive Field in Cleveland, OH.  
 Postseason begins Tuesday, October 1 (tentative) | World Series begins Tuesday October 22 (tentative)

# NEW On-The-Go Stick Packs?

## Game-Changer!



Use as directed.

Try our other BC® products for relief at the SPEED OF POWDER!

  
 CHERRY

  
 SINUS PAIN & CONGESTION

  
 DAYTIME MULTI-SYMPTOM

BCPowder.com  






# SOUTHERN LEAGUE OF PROFESSIONAL BASEBALL CLUBS

2551 Roswell Rd., Suite 330

Marietta, GA 30062

770-321-0400

SOUTHERN LEAGUE CHAMPIONS  
JACKSON GENERALS



Find us here:

[www.SouthernLeague.com](http://www.SouthernLeague.com)

Twitter: @SLeagueBaseball

[www.Facebook.com/SouthernLeague](http://www.Facebook.com/SouthernLeague)