



AMERICAN ASSOCIATION 2018 MEDIA GUIDE

AMERICAN ASSOCIATION 2018 MEDIA GUIDE

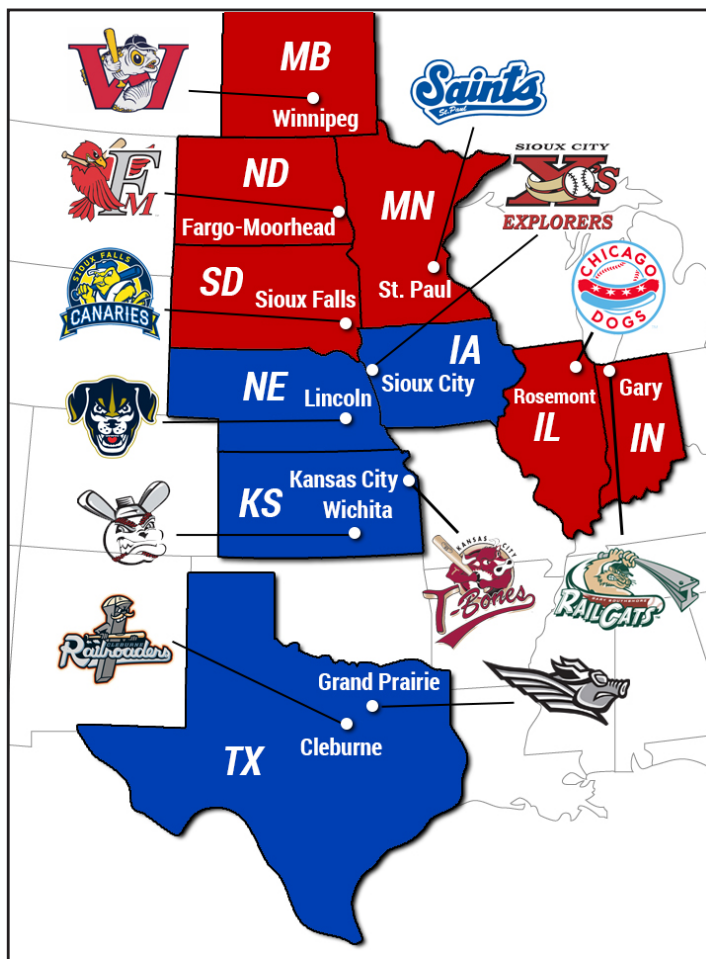
935 37th Ave. South, Suite 128
Moorhead, MN 56560.

Phone: (218) 359-3599.

Web: AmericanAssociationBaseball.com.

Twitter: @AA_Baseball.

Facebook.com/AmericanAssociationBaseball.



LEAGUE ADMINISTRATION

Commissioner: Miles Wolff.

Director of Umpires: Kevin Winn.

Executive Director: Josh Buchholz.

LEAGUE DIRECTORS

Shawn Hunter, Chicago Dogs

Marv Goldklang, St. Paul Saints

Donnie Nelson, Cleburne Railroaders

John Roost, Sioux City Explorers

Bruce Thom, Fargo-Moorhead RedHawks

Mark Ogren, Sioux Falls Canaries

Patrick Salvi, Gary SouthShore RailCats

Scott Sonju, Texas AirHogs

John Ehler, Kansas City T-Bones

Steve Ruud, Wichita Wingnuts

Jim Abel, Lincoln Saltdogs

Sam Katz, Winnipeg Goldeyes

PLAYOFFS

Two teams in each division with the greatest winning percentage at the conclusion of the regular season will qualify for the playoffs. Both first-round playoff series will be best-of five, with the higher seed choosing to host either games 1-2 or 3-5. The semifinal winners will meet in a best-of-five series for the league championship.

ROSTER RULES

The roster limit for a American Association club is 23 players. An additional one player may be on the disabled list during the regular season. Of those 23 players, a maximum of five may be veterans and minimum of five must be rookies. The remaining players will be designated limited service players and of those LS players only six (6) may be LS-4.

During the pre-season, a maximum of 28 players may be under contract at any one time without regard to classification. The 23 active player roster must be met two days before the start of the regular season.

Definitions

Year of Service: A year of service for American Association players is 75 official at bats or more in a National Association or independent league or leagues, or 30 innings or more pitched in a National Association or independent league or leagues, in any season prior to the present calendar year. For independent and short season/rookie league service, the first two years of service equals one National Association year. For foreign players, the classification and salary level will be determined by the league office.

Rookie: A player with less than one year of service.

LS-1: A player with fewer than two years of service.

LS-2: A player with fewer than three years of service.

LS-3: A player with fewer than four years of service.

LS-4: A player with fewer than five years of service. Two of the LS-4 players may have LS-5 status.

LS-5: A player with less than 6 years of service.

Veteran: A player with six or more years of service. If a player has six or more years of service but has not reached the age of 26 by September 1 of that season, he will be considered an LS-4. If he has not reached the age of 24 by September 1 of that season, he will be considered an LS-3.

North Division

Chicago Dogs **Fargo-Moorhead RedHawks** **Gary SouthShore RailCats**
St. Paul Saints **Sioux Falls Canaries** **Winnipeg Goldeyes**

South Division

Cleburne Railroaders **Kansas City T-Bones** **Lincoln Saltdogs**
Sioux City Explorers **Texas AirHogs** **Wichita Wingnuts**

LEAGUE MILEAGE CHART

	CHI	CLE	FM	GS	GP	KC	LIN	SP	SC	SF	WIC	WIN
Chicago	—	984	631	57	942	523	517	385	472	563	708	852
Cleburne	984	—	1,105	983	52	569	652	991	777	866	390	1,323
Fargo	631	1,105	—	674	1,085	599	477	247	331	243	727	219
Gary	57	983	674	—	979	533	539	433	545	606	714	892
Grand Prairie	942	52	1,085	979	—	547	637	954	753	841	364	1,297
Kansas City	523	569	599	533	547	—	192	453	269	358	189	814
Lincoln	517	652	477	539	637	192	—	438	155	240	279	690
St. Paul	385	991	247	433	954	453	438	—	300	270	640	463
Sioux City	472	777	331	545	753	269	155	300	—	85	398	546
Sioux Falls	563	866	243	606	841	358	240	270	85	—	489	458
Wichita	708	390	727	714	364	189	279	640	398	489	—	939
Winnipeg	852	1,323	219	892	1,297	814	690	463	546	458	939	—

The 2018 American Association media guide was designed and edited by Hoffman Wolff, with editorial assistance from league media relations directors.

2017 FINAL STANDINGS

North Division	W	L	Pct.	GB	Attendance
Winnipeg Goldeyes	62	38	.620	--	219,556
Fargo-Moorhead RedHawks	57	43	.570	5	176,086
St. Paul Saints	48	52	.480	14	406,501
Sioux Falls Canaries	45	55	.450	17	113,506
Central Division	W	L	Pct.	GB	Attendance
Lincoln Saltdogs	58	41	.586	--	172,712
Gary SouthShore RailCats	57	43	.570	1.5	181,612
Kansas City T-Bones	57	43	.570	1.5	211,599
Sioux City Explorers	46	54	.460	12.5	58,407
South Division	W	L	Pct.	GB	Attendance
Wichita Wingnuts	61	38	.616	--	157,995
Cleburne Railroaders	47	53	.470	14.5	103,264
Texas AirHogs	43	57	.430	18.5	65,672
Salina Stockade	18	82	.180	43.5	(road team)

2017 Managers (seasons with club)

Cleburne: Gabe Suarez (1)	Salina: J.D. Drodgy (1)
Fargo-Moorhead: Doug Simunic (22)/ Michael Schlact (1)	Sioux City: Steve Montgomery (4)
Gary SouthShore: Greg Tagert (13)	Sioux Falls: Mike Meyer (1)
Kansas City: Joe Calfapietra (1)	Texas: Billy Martin Jr. (1)
Lincoln: Bobby Brown (2)	Wichita: Pete Rose Jr. (2)
St. Paul: George Tsamis (15)	Winnipeg: Rick Forney (12)

Playoff Semifinals

Date	Winnipeg vs. Lincoln	Win	Loss	Save
Wed., Sep. 6	Winnipeg 5 at Lincoln 4	Lambson	Bunda	Chaffee
Thu., Sep. 7	Winnipeg 0 at Lincoln 13	Gordon	O'Brien	
Sat., Sep. 9	Lincoln 2 at Winnipeg 6	Rosario	Parry	
Sun., Sep 10	Lincoln 9 at Winnipeg 10	Chaffee	Wagner	

Winnipeg wins semifinal series, 3 games to 1.

Date	Wichita vs. Gary	Win	Loss	Save
Wed., Sep. 6	Wichita 4 at Gary 2	Lambson	Bunda	Kussmaul
Thu., Sep. 7	Wichita 5 at Gary 2	Boshers	McKenzie	Kussmaul
Sat., Sep. 9	Gary 3 at Wichita 11	Medina	Minor	

Wichita wins semifinal series, 3 games to 0.

American Association Championship Series

Date	Wichita vs. Winnipeg	Win	Loss	Save
Wed., Sep. 13	Winnipeg 7 at Wichita 12	Gutierrez	Rosario	
Thu., Sep. 14	Winnipeg 7 at Wichita 1	Carl	Boshers	
Sat., Sep. 17	Wichita 5 at Winnipeg 3	Goossen-Brown	Capellan	Kussmaul
Sun., Sep. 18	Wichita 3 at Winnipeg 4 (17)	Dodson	Kane	
Tue., Sep. 20	Wichita 2 at Winnipeg 18	Carl	Brown	

Winnipeg wins league championship series, 3 games to 2.

2017 LEAGUE ALL-STAR TEAM & AWARDS

1B: Matt Chavez, Wichita
2B: Cesar Valera, Lincoln
3B: Wes Darvill, Winnipeg
SS: Andrew Sohn, Winnipeg
OF: Josh Romanski, Winnipeg
OF: Anthony Gallas, St. Paul
OF: Richard Prigatano, Wichita
C: Martin Medina, Wichita
DH: David Bergin, Winnipeg

P: Tyler Alexander, Fargo-Moorhead
Relief: Cody Winiarski, Kansas City
Player of the Year: Josh Romanski, Winnipeg
Defensive Player of the Year: Tony Campana, S.C.
 Rookie of the Year: Colin Willis, Gary
 Manager of the Year: Bobby Brown, Lincoln
 Executive of the Year: Derek Sharrer, St. Paul
 Organization of the Year: St. Paul Saints
 Playing Field of the Year: Haymarket Park, Lincoln

Team Batting

TEAM	AVG	G	AB	R	H	2B	3B	HR	RBI	BB	SO	SB	CS	OBP	SLG	E
Winnipeg	.296	100	3505	607	1036	195	14	100	557	378	684	104	26	.367	.445	109
Wichita	.294	99	3396	617	997	182	27	76	572	414	744	118	28	.375	.430	85
Sioux City	.275	100	3390	470	932	165	18	58	421	335	684	112	35	.344	.386	101
Lincoln	.270	99	3348	480	904	153	17	97	450	347	742	69	32	.349	.413	65
St Paul	.268	100	3488	518	934	184	19	112	473	357	833	80	13	.341	.428	89
Gary	.261	100	3392	442	887	152	31	39	387	359	709	124	32	.336	.359	77
S.F.	.259	100	3435	509	890	157	22	102	454	383	871	132	30	.343	.407	101
K.C.	.258	100	3459	507	891	152	15	109	463	354	748	53	10	.332	.405	90
Cleburne	.257	100	3306	389	848	147	20	33	353	330	553	100	40	.334	.343	82
Fargo	.253	100	3290	457	831	167	19	92	411	352	753	83	39	.329	.399	82
Texas	.252	100	3249	392	820	153	25	47	353	327	731	151	35	.326	.358	93
Salina	.238	100	3282	332	781	140	22	45	288	224	669	69	35	.293	.335	105

Team Pitching

TEAM	ERA	W-L	CG	SHO	SV	IP	H	R	ER	BB	SO	HR	2B	3B	OBA	WP	HB
Lincoln	3.45	58-41	7	3	27	866.1	820	367	332	326	720	52	147	28	.251	54	31
Wichita	3.65	61-38	4	1	18	866.1	869	397	351	228	643	82	172	22	.260	36	44
Fargo	3.80	57-43	11	3	29	876.1	869	422	370	343	794	71	161	16	.260	52	43
Cleburne	3.96	47-53	3	0	25	897.1	889	441	395	352	744	74	151	18	.259	45	61
Gary	4.01	57-43	5	1	30	900.1	944	444	401	257	671	80	162	19	.269	47	25
Texas	4.12	43-57	4	1	23	869.0	819	466	398	407	800	41	141	30	.251	102	71
Winnipeg	4.18	62-38	6	3	28	889.1	896	483	413	321	751	80	181	19	.261	79	46
Kansas City	4.28	57-43	3	0	28	902.1	860	481	429	407	897	71	141	21	.250	84	64
Sioux Falls	4.49	45-55	7	2	23	883.1	969	499	441	297	675	78	192	15	.279	59	46
St. Paul	4.76	48-52	10	3	16	884.0	947	524	467	351	685	88	169	9	.276	68	53
Sioux City	4.91	46-54	6	2	23	867.1	947	539	473	380	742	104	153	19	.276	84	64
Salina	6.59	18-82	7	0	7	798.0	913	652	584	491	601	89	174	33	.289	86	78

Team Fielding

TEAM	PCT	G	TC	PO	A	E	DP	PB	CS	SBA
Lincoln	.982	99	3639	2607	967	65	86	10	21	83
Gary	.979	100	3695	2686	932	77	78	11	15	95
Cleburne	.978	100	3680	2686	912	82	80	19	28	134
Fargo	.977	100	3627	2620	925	82	87	23	14	102
Wichita	.977	99	3655	2592	978	85	76	4	25	102
Kansas City	.976	100	3698	2699	909	90	81	13	25	162
St. Paul	.976	100	3780	2651	1040	99	99	8	20	107
Texas	.975	100	3662	2601	968	93	91	13	48	166
Sioux Falls	.973	100	3747	2648	998	101	78	14	23	118
Sioux City	.972	100	3578	2599	878	101	61	8	11	91
Winnipeg	.971	100	3719	2656	954	109	80	14	18	87
Salina	.969	100	3345	2380	860	105	64	19	23	219

Home Record

TEAM	W-L	PCT	TEAM	W-L	PCT	TEAM	W-L	PCT	TEAM	W-L	PCT
WIC	44-16	.733	FM	30-17	.638	GARY	12-6	.667	CLE	17-7	.708
WIN	36-17	.679	GARY	28-18	.609	LIN	6-3	.667	GARY	22-12	.647
LIN	35-17	.673	KC	26-21	.553	FM	5-3	.625	FM	18-12	.600
KC	31-22	.585	WIN	26-21	.553	SP	4-3	.571	SP	10-9	.526
GARY	29-25	.537	LIN	23-24	.489	SC	6-5	.546	WIN	13-12	.520
FM	27-26	.509	SC	24-26	.480	KC	8-7	.533	KC	18-17	.514
SP	27-26	.509	SP	21-26	.447	TEX	5-5	.500	LIN	18-17	.514
CLE	30-30	.500	WIC	17-22	.436	WIN	5-7	.417	SC	13-13	.500
TEX	30-30	.500	SF	21-28	.429	CLE	4-6	.400	TEX	15-17	.469
SF	24-27	.471	CLE	17-23	.425	SF	5-9	.357	SF	14-17	.452
SC	22-28	.440	TEX	13-27	.325	WIC	2-4	.333	WIC	11-20	.355
			SAL	18-82	.180	SAL	1-5	.167	SAL	3-19	.136

Batting Leaders

BATTER	TEAM	AVG	G	AB	R	H	HR	RBI	BB	SO
Pleffner, Shawn	Winnipeg	.340	100	391	61	133	10	76	39	62
Chavez, Matt	Wichita	.330	84	330	55	109	17	84	39	85
Valera, Cesar	Lincoln	.327	98	391	70	128	4	52	32	60
Romanski, Josh	Winnipeg	.324	98	404	74	131	11	81	46	51
Bergin, David	Winnipeg	.323	100	365	74	118	20	77	55	90
Smith, Curt	Lincoln	.322	95	348	56	112	11	62	57	53
Willis, Colin	Gary	.319	87	301	54	96	8	49	43	54
Shoemaker, Brady	St. Paul	.318	85	305	71	97	21	56	55	49
Prigatano, Richard	Wichita	.316	95	339	67	107	8	61	42	93
Medina, Martin	Wichita	.314	86	325	51	102	6	51	35	45

Category Leaders

Home Runs			RBI		
Henry, Jabari	Sioux Falls	29	Chavez, Matt	Wichita	84
Keyes, Kevin	Kansas City	24	Abercrombie, Reggie	Winnipeg	81
Shoemaker, Brady	St. Paul	21	Keyes, Kevin	Kansas City	81
Jacobs, Chris	Sioux Falls	21	Romanski, Josh	Winnipeg	81
Bergin, David	Winnipeg	20	Clevlen, Brent	Wichita	78

Stolen Bases			At-Bats		
Rondon, Alvaro	Texas	60	Hanson, Nate	St. Paul	409
Grider, Casio	Winnipeg/Texas	40	Abercrombie, Reggie	Winnipeg	404
Motl, Dan	Sioux Falls	37	Romanski, Josh	Winnipeg	404
Campana, Tony	Sioux City	35	Lemon, Marcus	Kansas City	402
Prigatano, Richard	Wichita	34	Stringer, Christian	Wichita	398
Reynolds, Burt	Sioux Falls	34			

Runs			Hits		
Sohn, Andrew	Winnipeg	88	Pleffner, Shawn	Winnipeg	133
Stringer, Christian	Wichita	88	Romanski, Josh	Winnipeg	131
Mittelstaedt, T.J.	Wichita	83	Valera, Cesar	Lincoln	128
Clevlen, Brent	Wichita	77	Stringer, Christian	Wichita	122
Bergin, David	Winnipeg	74	Campana, Tony	Sioux City	119
Romanski, Josh	Winnipeg	74			

Doubles			Triples		
Clevlen, Brent	Wichita	34	Motl, Dan	Sioux Falls	9
Bergin, David	Winnipeg	33	Mittelstaedt, T.J.	Wichita	8
Pleffner, Shawn	Winnipeg	30	Valera, Cesar	Lincoln	7
Romanski, Josh	Winnipeg	27	Ahart, Devan	Fargo/Cleburne	6
Prigatano, Richard	Wichita	26	Fitzgerald, Ryan	Gary	6
Scott, Levi	Texas	26			

Total Bases			On-Base Percentage		
Bergin, David	Winnipeg	215	Mittelstaedt, T.J.	Wichita	.436
Keyes, Kevin	Kansas City	203	Shoemaker, Brady	St. Paul	.435
Henry, Jabari	Sioux Falls	200	Bergin, David	Winnipeg	.430
Pleffner, Shawn	Winnipeg	195	Smith, Curt	Lincoln	.424
Romanski, Josh	Winnipeg	191	Willis, Colin	Gary	.407

Walks			Extra-Base Hits		
Mittelstaedt, T.J.	Wichita	83	Bergin, David	Winnipeg	55
Gonzalez, Maikol	Cleburne	64	Clevlen, Brent	Wichita	44
Keyes, Kevin	Kansas City	61	Keyes, Kevin	Kansas City	44
Smith, Curt	Lincoln	57	Shoemaker, Brady	St. Paul	44
Three tied with		55	Henry, Jabari	Sioux Falls	43

Pitching Leaders

PITCHER	TEAM	G	W-L	ERA	IP	H	BB	SO
Alexander, Tyler	Fargo	21	8-6	2.07	148.0	112	51	167
McGovern, Kevin	Winnipeg	21	13-3	2.56	144.1	115	45	118
Wood, Grady	Sioux Falls	19	8-3	2.71	132.2	108	24	117
Herron, Tyler	Fargo	15	9-3	2.92	108.0	96	27	95
Carroll, Scott	Kansas City	15	8-3	2.94	98.0	83	20	53
Kussmaul, Ryan	Wichita	23	5-5	3.06	82.1	63	16	97
Rosario, Charle	Gary/Winn.	25	11-5	3.06	158.2	148	40	132
Medina, Eddie	Wichita	17	9-3	3.09	90.1	81	25	68
Mortensen, Jared	Texas/K.C.	17	8-1	3.29	82.0	79	22	64
Mincey, Patrick	Cleburne	21	10-8	3.33	138.0	135	21	81

Category Leaders

Wins			Losses		
Hamburger, Mark	St. Paul	13	Smith, Brian	Salina	11
McGovern, Kevin	Winnipeg	13	Johnson, Hobbs	Sioux City	9
Kane, Tyler	Wichita	12	Seven tied with		8
Boshers, Alex	Wichita	11			
Rosario, Charle	Gary/Winnipeg	11			

Games			Strikeouts		
Capellan, Victor	Winnipeg	49	Alexander, Tyler	Fargo	167
Winiarski, Cody	Kansas City	47	Rosario, Charle	Gary/Winnipeg	132
Chaffee, Ryan	Winnipeg	45	Almarante, Jose	Fargo	118
Ortega, Jose	Sioux Falls	45	McGovern, Kevin	Winnipeg	118
Sides, Grant	Kansas City	45	Wood, Grady	Sioux Falls	117

Saves			Games Started		
Abreu, Winston	Cleburne	25	Gunn, Alex	Gary	25
Chaffee, Ryan	Winnipeg	21	Rosario, Charle	Gary/Winnipeg	25
Wagner, Michael	Lincoln	21	O'Brien, Mikey	Winnipeg	22
Winiarski, Cody	Kansas City	21	Hamburger, Mark	St. Paul	22
Francescon, P.J.	Sioux City	18	Alexander, Tyler	Fargo	21
Weathers, Casey	Fargo	18	McGovern, Kevin	Winnipeg	21
			Mincey, Patrick	Cleburne	21

Innings Pitched			Walks		
Hamburger, Mark	St. Paul	172.0	Bach, Connor	Salina	68
Rosario, Charle	Gary/Winnipeg	158.2	Zimmerman, Ryan	St. Paul	59
Gunn, Alex	Gary	152.2	Drummond, Calvin	K.C./Texas	58
Alexander, Tyler	Fargo	148.0	Freeman, Michael	Texas	54
McGovern, Kevin	Winnipeg	144.1	Perry, Chris	Kansas City	54
			Waite, Benji	St. Paul/Fargo	54

Complete Games			Shutouts		
Hamburger, Mark	St. Paul	7	Alexander, Tyler	Fargo	2
Alexander, Tyler	Fargo	4	McGovern, Kevin	Winnipeg	2
Eight tied with		3	16 tied with		1

Home Runs Allowed			Opponents' Batting Average		
Sneed, Kramer	Sioux City	22	Alexander, Tyler	Fargo	.206
O'Brien, Mikey	Winnipeg	21	Kussmaul, Ryan	Wichita	.207
Forsythe, Cody	Sioux City	20	Wood, Grady	Sioux Falls	.216
Bircher, Joe	Sioux Falls	16	McGovern, Kevin	Winnipeg	.217
Cooper, Jordan	Wichita	16	Gordon, Derek	Lincoln	.223

Team Batting Game Highs**At-Bats:** 62, St. Paul vs. Cleburne, May 29**Hits:** 21, Winnipeg vs. Wichita, August 13**Runs Scored:** 19, Wichita vs. Winnipeg, May 25**RBI:** 17, Wichita vs. Winnipeg, May 25**Doubles:** 7, Lincoln vs. Sioux Falls, June 8**Triples:** 4, Gary SouthShore vs. Salina, July 27**Home Runs:** 5, Winnipeg vs. Fargo-Moorhead, July 30 and Lincoln vs. Sioux City, August 18**Total Bases:** 34, Lincoln vs. Salina, June 11**Walks:** 14, Winnipeg vs. Kansas City, July 15**Strikeouts:** 24, Wichita vs. Kansas City, June 6**Sacrifice Flies:** 4, St. Paul vs. Sioux City, July 28**Stolen Bases:** 9, Texas vs. Salina, August 31**Caught Stealing:** 3, several.**Hit by Pitch:** 5, Sioux Falls vs. St. Paul, July 12**Runners Left On Base:** 18, St. Paul vs. Cleburne, May 29**Hit into Double Play:** 5, Texas vs. Cleburne, August 12**Team Fielding Game Highs****Putouts:** 45, St. Paul vs. Cleburne (both teams), May 29**Assists:** 31, St. Paul vs. Cleburne, May 29**Errors:** 6, Sioux Falls vs. St. Paul, May 23**Passed Balls:** 3, Gary SouthShore vs. Kansas City, August 26**Team Pitching Game Highs****Innings Pitched:** 15, St. Paul vs. Cleburne (both teams), May 29**Hits Allowed:** 21, Wichita vs. Winnipeg, August 13**Runs Allowed:** 19, Winnipeg vs. Wichita, May 25**Strikeouts:** 24, Kansas City vs. Wichita, June 6**Wild Pitches:** 6, Texas vs. Salina, August 24**Hit Batters:** 5, St. Paul vs. Sioux Falls, July 12**Individual Batting Game Highs****At-Bats:** 8, Tim Colwell and Tony Thomas, St. Paul vs. Cleburne, May 29**Hits:** 6, Andrew Sohn, Winnipeg vs. Kansas City, July 15**Runs:** 4, Brett Marr, Sioux Falls vs. Salina, June 24**RBI:** 8, Keury De La Cruz, Fargo-Moorhead vs. Sioux City, August 16**Doubles:** 3, Jordan Caillouet, Salina vs. Sioux Falls, August 20**Triples:** 2, Dexter Kjerstad, Kansas City vs. Salina, August 13**Home Runs:** 3, Jabari Henry, Sioux Falls vs. Sioux City, September 3 and Mason Katz, Winnipeg vs. Fargo-Moorhead, September 4**Total Bases:** 13, Mason Katz, Winnipeg vs. Fargo-Moorhead, September 4**Walks:** 5, T.J. Mittelstaedt, Wichita vs. Sioux Falls, July 8**Strikeouts:** 5, Randolph Oduber, Lincoln vs. Sioux Falls, June 7**Sacrifice Flies:** 2, several.**Stolen Bases:** 4, Alvaro Rondon, Texas vs. Salina, August 22**Caught Stealing:** 2, Chris Grayson, Fargo-Moorhead vs. Lincoln, June 30**Hit By Pitch:** 3, Cameron Newell, Gary SouthShore vs. Salina, July 16**Runners Left on Base:** 5, Jayce Ray, Sioux City vs. St. Paul, July 26**Hit into Double Play:** 3, Jordan Ebert, Winnipeg vs. Gary SouthShore, August 4**Individual Fielding Game Highs****Putouts:** 24, Leandro Rojas, Kansas City vs. Wichita, June 6**Assists:** 9, Jon Kristoffersen, St. Paul vs. Cleburne, May 29**Errors:** 4, Chris Jacobs, Sioux Falls vs. St. Paul, May 23**Passed Balls:** 3, Wilfredo Gimenez, Gary SouthShore vs. Kansas City, August 26**Individual Pitching Game Highs****Hits Allowed:** 15, Mark Hamburger, St. Paul vs. Sioux City, July 28**Runs Allowed:** 12, Kramer Sneed, Sioux City vs. Winnipeg, July 13**Strikeouts:** 14, Ryan Kussmaul, Wichita vs. Salina, June 21**Wild Pitches:** 5, Austin Kubitz, Texas vs. Salina, August 16**Hit Batters:** 5, Ryan Zimmerman, St. Paul vs. Sioux Falls, July 12**2017 Monthly Honors**

Month	Batter of the Month	Pitcher of the Month
June	Brady Shoemaker, St. Paul	Patrick Mincey, Cleburne
July	David Bergin, Winnipeg	Derek Gordon, Lincoln
August	Cedric Hunter, Kansas City	Tyler Alexander, Fargo-Moorhead

2017 Weekly Honors

Week Ending	Player of the Week	Pitcher of the Week
May 21	Shawn Pleffner, Winnipeg	Cesilio Pimentel, Fargo-Moorhead
May 28	Wes Darvill, Winnipeg	Dylan Mouzakes, Fargo-Moorhead
June 4	Nate Hanson, St. Paul	Kevin McGovern, Winnipeg
June 11	Anthony Gallas, St. Paul	Carlos Pimentel, Lincoln
June 18	Jabari Henry, Sioux Falls	Chris Perry, Kansas City
June 25	Christian Stringer, Wichita	Braulio Torres-Perez, Gary SouthShore
July 2	Marcus Lemon, Kansas City	Kevin McGovern, Winnipeg
July 9	Matt Chavez, Wichita	Derek Gordon, Lincoln
July 16	Andrew Sohn, Winnipeg	Will Solomon, Fargo-Moorhead
July 23	Ty Morrison, Sioux Falls	Cody McPartland, Fargo-Moorhead
July 30	Cedric Hunter, Kansas City	Matt Sergey, Kansas City
August 6	Andrew Sohn, Winnipeg	Cortland Cox, Cleburne
August 13	Levon Washington, Sioux City	Miles Nordgren, Sioux Falls
August 20	Richard Prigatano, Wichita	Grady Wood, Sioux Falls
August 27	Cedric Hunter, Kansas City	Tyler Alexander, Fargo-Moorhead
September 4	Jabari Henry, Sioux Falls	Edwin Carl, Winnipeg

Longest Hitting Streaks

PLAYER	G	AVG	AB	R	H	HR	BB	OBP	FIRST	LAST
Ty Morrison, Sioux Falls	21	.412	85	19	35	2	5	.457	7/8	7/31
Nate Hanson, St. Paul	20	.386	83	15	32	4	8	.452	7/17	8/9
Nate Samson, Sioux City	19	.403	77	15	31	1	3	.415	5/30	6/20
Curt Smith, Lincoln	19	.418	79	15	33	5	8	.489	8/10	8/28
Curt Smith, Lincoln	17	.452	62	11	28	1	9	.521	6/8	6/24
Andrew Sohn, Winnipeg	17	.432	74	23	32	4	3	.468	7/17	8/7
David Bergin, Winnipeg	16	.410	61	18	25	5	6	.478	6/27	7/13
Christian Stringer, Wichita	16	.375	72	17	27	2	5	.423	6/29	7/16
Randolph Oduber, Lincoln	16	.375	67	9	27	4	4	.446	8/5	8/22
Matt Chavez, Wichita	15	.362	58	13	21	4	6	.422	6/19	7/3

Longest Pitching Win Streaks

PLAYER	G	FIRST	LAST
Mark Hamburger, St. Paul	7	6/7	7/8
Derek Gordon, Lincoln	6	7/8	8/5
Cesilio Pimentel, Fargo-Moorhead	5	5/20	6/10
Alex Boshers, Wichita	5	6/20	7/15
Jared Mortensen, Kansas City	5	8/1	8/23
Kevin McGovern, Winnipeg	4	5/24	6/11
Tyler Kane, Wichita	4	6/2	6/19
Grady Wood, Sioux Falls	4	6/12	6/28
Edwin Carl, Winnipeg	4	7/1	7/17
Brian McAfee, Lincoln	4	7/7	7/22

CHICAGO DOGS

Expansion Team

9800 Balmoral Avenue
Rosemont, IL 60018

Phone: (847) 260-2544

Web: TheChicagoDogs.com

Twitter: @TheChicagoDogs.

Facebook.com/TheChicagoDogs



FRONT OFFICE

Owners: Shawn Hunter, Steven Gluckstern.

Chief Marketing Officer: Tim McBride.

Executive Administrator: Trish Zuro.

Baseball Administration: Ron Stern.

Ticket/Stadium Ops: Wyatt Tinnen.

Director, Sales: Jonathan Garfunkel.

Group Sales Mgr.: Derek Ziegenhirt.

Premium Sales Mgr.: Paul Giuntoli.

Account Execs.: Mackenzie Thomas, Jon Ryan, Kyle McKenna, Evan Gersonde, Scott Foley, Stephanie Zblewski.

Dir., Game Entertainment: Kevin Sullivan.

Corporate Sponsorships: Steve Brawley.

FIELD STAFF

Manager: Butch Hobson.

Coaches: Reggie Harris, D.J. Boston, Stan Cliburn.

GAME-DAY INFORMATION

Stadium: Impact Field.

Year Built: 2018. **Capacity:** 6,300.

Outfield Dimensions: 313-389-294.

Visiting Club Hotel: Crowne Plaza Chicago O'Hare, 5440 N. River Rd., Rosemont, IL 60018.

Telephone: (847) 671-6350. **Web:** CrownePlazaOHare.com.

Broadcaster: Matt Rigby.

Games Broadcast: All.

Webcast: TheChicagoDogs.com.

2018 SCHEDULE

Standard home game times:

Monday-Saturday 7:05, Sunday 1:05.

Other home game times:

Tuesday, June 26: 11:35 a.m.

Tuesday, July 3: 6:05.

Wednesday, July 11: 11:35 a.m.

Tuesday, July 24: 11:35 a.m.

Sunday, September 2: 6:05.

Monday, September 3: 1:05.

May

Fri 18 - Sun 20 @ Sioux Falls

Mon 21 - Wed 23 @ St. Paul

Fri 25 - Sun 27 Kansas City

Mon 28 - Thu 31 @ Gary

June

Fri 1 - Sun 3 Winnipeg

Mon 4 - Wed 6 Sioux Falls

Fri 8 - Sun 10 @ Winnipeg

Mon 11 - Thu 14 @ Sioux Falls

Fri 15 - Sun 17 St. Paul

Tue 19 - Thu 21 Texas

Fri 22 - Sun 24 @ Lincoln

Mon 25 - Tue 26 Gary

Wed 27 - Thu 28 @ Gary

Fri 29 - Sat 30 Fargo

July

Sun 1 Fargo

Mon 2 - Tue 3 Gary

Wed 4 (DH) @ Gary

Fri 6 - Sun 8 Cleburne

Mon 9 - Wed 11 Sioux City

Fri 13 - Sun 15 @ Cleburne

Mon 16 - Wed 18 @ Texas

Fri 20 - Sun 22 Sioux Falls

Mon 23 - Wed 25 Fargo

Fri 27 - Sun 29 @ Kansas City

Mon 30 - Tue 31 Wichita

August

Wed 1 - Thu 2 Wichita

Fri 3 - Sun 5 @ Winnipeg

Mon 6 - Wed 8 @ Fargo

Fri 10 - Sun 12 Winnipeg

Wed 15 - Thu 16 @ Sioux City

Fri 17 - Sun 19 @ Wichita

Mon 20 - Wed 22 Gary

Thu 23 - Sat 25 St. Paul


Sun 26 - Tue 28 @ Fargo

Wed 29 - Fri 31 @ St. Paul

September

Sat 1 - Mon 3 Lincoln

FIELD MANAGER - BUTCH HOBSON



Butch Hobson will be the Chicago Dogs' field manager for the team's inaugural season. Hobson joins the Dogs with more than 30 years of experience in major and minor league baseball, including three seasons as manager of the Boston Red Sox.

Hobson most recently served as the manager of the Kane County Cougars, the Arizona Diamondbacks' Low-A affiliate. Previously, he spent 18 seasons managing in independent baseball in the Atlantic, Can-Am and Texas-Louisiana Leagues, winning championships in 2014, 2007 and 2000.

Hobson played in the bigs for Boston (1975-80), California (1981) and the New York Yankees (1982), belting 30 homers in 1977.

Managerial History

Year	Club	League	Affiliate	Level	Record	Finish	Playoffs
1987	Columbia	S. Atlantic	NYM	Low-A	64-75	10th/12	
1988	Columbia	S. Atlantic	NYM	Low-A	74-63	5th/12	
1989	New Britain	Eastern	BOS	AA	60-76	8th/8	
1990	New Britain	Eastern	BOS	AA	72-67	4th/8	Lost Finals
1991	Pawtucket	Int'l.	BOS	AAA	79-64	2nd/8	Lost Finals
1992	Boston	American		MLB	73-89	11th/14	
1993	Boston	American		MLB	80-82	9th/14	
1994	Boston	American		MLB	54-61		
1995	Mobile	Tex.-La.	--	Ind.	40-59	8th/8	
1996	Scranton	Int'l.	PHI	AAA	70-72	3rd/10	Lost Semis
1999	Sarasota	Fla. State	BOS	High-A	67-72	9th/14	
2000	Nashua	Atlantic	--	Ind.	82-58	T-1st/8	Lg. Champions
2001	Nashua	Atlantic	--	Ind.	68-58	3rd/8	Lost Semis
2002	Nashua	Atlantic	--	Ind.	54-71	7th/8	
2003	Nashua	Atlantic	--	Ind.	71-55	3rd/8	Lost Finals
2004	Nashua	Atlantic	--	Ind.	65-61	T-5th/8	Lost Semis
2005	Nashua	Atlantic	--	Ind.	78-62	T-3rd/8	Lost Finals
2006	Nashua	Can-Am	--	Ind.	40-48	7th/8	
2007	Nashua	Can-Am	--	Ind.	50-43	3rd/10	Lg. Champions
2008	So. Maryland	Atlantic	--	Ind.	74-66	T-1st/8	
2009	So. Maryland	Atlantic	--	Ind.	79-61	2nd/8	Lost Finals
2010	So. Maryland	Atlantic	--	Ind.	82-57	2nd/8	Lost Semis
2011	Lancaster	Atlantic	--	Ind.	69-56	3rd/8	Lost Semis
2012	Lancaster	Atlantic	--	Ind.	88-52	1st/8	Lost Finals
2013	Lancaster	Atlantic	--	Ind.	72-67	3rd/8	
2014	Lancaster	Atlantic	--	Ind.	81-59	2nd/8	Lg. Champions
2015	Lancaster	Atlantic	--	Ind.	75-65	3rd/8	Lost Semis
2016	Lancaster	Atlantic	--	Ind.	67-73	6th/8	
2017	Kane County	Midwest	ARI	Low-A	72-65	T-5th/16	Lost Quarters



Impact Field

CLEBURNE RAILROADERS

2017 Record: 47-53, 2nd place, South

1906 Brazzle Boulevard
Cleburne, TX 76033

Phone: (210) 845-2797.

Web: RailroaderBaseball.com.

Twitter: @CRRBaseball.

Facebook.com/CleburneRailroaderBaseball.



FRONT OFFICE

General Manager: Bill Adams.

Front Office Manager: Sara Williams.

Assistant GM: Jon Starke.

Media Relations Mgr.: Michael Dixon.

Ticket Office: Patty Hicks.

FIELD STAFF

Manager: Gabe Suarez.

Hitting Coach: Ron Fenwick.

Pitching Coach: Ed Pruitt.

GAME-DAY INFORMATION

Stadium: The Depot at Cleburne Station.

Broadcaster: Brad Allred and Michael Dixon.

Year Constructed: 2017.

Capacity: 3,750.

Games Broadcast: All.

Outfield Dimensions: 355-429-355.

Webcast: railroaderbaseball.com.

Visiting Club Hotel: Comfort Inn & Suites, 400 Village Park Drive, Alvarado, TX 76009. **Telephone:** (817) 793-2800. **Fax:** (817) 783-7468.

FIELD MANAGER - GABE SUAREZ



Gabe Suarez begins his second season at the helm of the Railroaders in 2018 after leading Cleburne to a second-place finish in 2017. The Denver native previously played 13 seasons professionally as part of six different organizations. Originally a 26th-round choice by Montreal in the 2004 draft, Suarez also played internationally in Mexico and Australia.

He represented Team Spain in the 2012 and 2016 World Baseball Classic Qualifiers and the 2013 World Baseball Classic. Suarez has also managed for two years

in the California Winter League.

Managerial History

Year	Club	League	Affiliate	Level	Record	Finish	Playoffs
2016	Joplin	Amer. Assoc.	--	Ind.	36-64	11th/12	
2017	Cleburne	Amer. Assoc.	--	Ind.	47-53	8th/12	

2018 SCHEDULE

Standard home game times:

Monday-Saturday 7:06, Sunday 6:05.

Other home game times:

Sunday, May 20: 2:05.

Wednesday, May 23: 12:05.

Sunday, June 3: 2:05.

Wednesday, July 4: 6:05.

Sunday, August 12: 7:06.

Monday, September 3: 1:05.

July

Date	Opponent
Sun 1	Kansas City
Mon 2	Texas
Tue 3	@ Texas
Wed 4	Texas
Fri 6 - Sun 8	@ Chicago
Mon 9 - Wed 11	@ St. Paul
Fri 13 - Sun 15	Chicago
Mon 16 - Wed 18	Kansas City
Thu 19 - Sun 22	@ Wichita
Mon 23 - Thu 26	@ Sioux City
Fri 27 - Mon 30	Gary
Tue 31	Sioux City

May

Date	Opponent
Fri 18 - Sun 20	Winnipeg
Mon 21 - Wed 23	Fargo
Fri 25 - Sun 27	@ Sioux City
Mon 28 - Thu 31	@ Wichita

June

Date	Opponent
Fri 1 - Sun 3	St. Paul
Mon 4 - Wed 6	Sioux City
Fri 8 - Sun 10	@ Lincoln
Mon 11 - Thu 14	Wichita
Fri 15 - Sun 17	Lincoln
Tue 19 - Thu 21	@ Gary
Fri 22 - Sun 24	@ Kansas City
Tue 26 - Thu 28	Sioux Falls
Fri 29 - Sat 30	Kansas City

August

Date	Opponent
Wed 1	Sioux City
Fri 3 - Sun 5	@ Fargo
Mon 6 - Wed 8	@ Winnipeg
Fri 10 - Mon 13	Wichita
Tue 14 - Thu 16	@ Texas
Fri 17 - Sun 19	@ Kansas City
Mon 20 - Tue 21	Texas
Wed 22	@ Texas
Thu 23 - Sat 25	Lincoln
Mon 27 - Tue 28	@ Sioux Falls
Wed 29 - Fri 31	@ Lincoln

September

Date	Opponent
Sat 1	Texas
Sun 2	@ Texas
Mon 3	Texas

2017 STREAKS

Longest Team Winning Streaks

Team	Games	Start	End
Fargo	11	7/15	7/29
Lincoln	9	7/11	7/19
Sioux City	8	5/22	5/30
Cleburne	7	6/1	6/7
Wichita	7	6/28	7/4
Winnipeg	7	8/25	9/1
Lincoln	6	5/27	6/2
Wichita	6	5/29	6/3
Lincoln	6	6/6	6/11
Wichita	6	6/7	6/13

Longest Team Losing Streaks

Team	Games	Start	End
Salina	22	5/20	6/12
Texas	14	5/27	6/10
Salina	12	6/14	6/25
Sioux City	10	8/12	8/23
Wichita	9	7/16	7/27
Texas	9	7/21	7/31
Salina	8	8/28	9/4
St. Paul	7	8/25	9/1
Sioux City	6	7/9	7/15
Cleburne	6	7/14	7/19

2017 CLEBURNE RAILROADERS STATISTICS

vs. Fargo-Moorhead: 0-6
 vs. Gary SouthShore: 1-2
 vs. Kansas City: 2-4
 vs. Lincoln: 6-9

vs. St. Paul: 4-3
 vs. Salina: 13-7
 vs. Sioux City: 2-1
 vs. Sioux Falls: 1-5

vs. Texas: 12-5
 vs. Wichita: 4-9
 vs. Winnipeg: 2-2

Player	POS	AVG	G	AB	R	H	2B	3B	HR	RBI	BB	HBP	SO	SB	CS	DP	E
Abeita, Mitch	C	.250	24	80	5	20	3	0	0	4	7	1	12	0	0	3	0
Ahart, Devan	OF	.308	13	52	9	16	3	1	0	7	2	2	15	0	3	1	2
Balet, Pichi	OF	.265	35	136	10	36	3	1	0	20	4	4	23	0	0	4	1
Blanke, Mike	C	.261	7	23	1	6	2	0	0	4	3	0	6	0	0	0	1
Courson, Hunter	IF	.194	25	72	9	14	5	0	1	4	5	3	12	0	0	1	5
Escobar, Ermino	C	.256	42	125	11	32	4	0	1	8	12	9	24	0	1	1	4
Glasser, Mitch	IF	.282	90	347	70	98	9	3	3	33	41	14	40	18	5	10	6
Gonzalez, Maikol	IF	.268	100	380	63	102	11	1	4	27	64	6	58	30	9	10	5
Grant-Parks, Blake	C	.261	51	157	15	41	13	1	1	18	11	6	33	0	0	4	3
Huth, K.C.	OF	.236	93	318	30	75	9	4	3	38	17	6	57	11	5	9	2
Johnson, Axel	OF	.251	82	263	23	66	10	1	2	26	22	5	43	12	5	6	5
Land, James	IF	.185	10	27	2	5	1	0	0	1	3	0	9	0	0	1	0
Mesa, Oscar	OF	.268	35	112	13	30	6	1	1	10	15	0	26	6	4	2	2
Meyer, Kewby	OF	.286	4	7	0	2	0	0	0	0	0	0	0	0	0	0	0
Monger, Cameron	OF	.000	2	8	0	0	0	0	0	0	0	0	2	0	0	0	0
Moreira, Dayner	IF	.000	1	1	0	0	0	0	0	0	1	0	0	0	0	0	2
Polston, Alex	IF	.212	77	241	25	51	13	2	3	21	37	2	70	5	3	11	11
Pyles, Derrick	OF	.360	23	86	6	31	4	1	2	19	5	0	6	0	1	3	1
Sanchez, Fernelys	OF	.261	6	23	2	6	2	0	1	2	2	0	11	2	1	0	2
Sanchez, Yunesky	IF	.227	6	22	1	5	2	0	1	1	1	0	5	0	0	1	2
Tierney, Brandon	IF	.184	46	163	20	30	8	0	2	8	10	3	27	2	0	9	8
Valentin, Geraldo	IF	.263	98	373	33	98	22	0	4	69	25	4	38	2	1	20	9
Van Stratten, Nick	OF	.313	40	147	20	46	9	4	1	20	19	4	12	7	1	3	0
Zarraga, Shawn	C	.272	41	136	18	37	8	0	3	17	22	3	20	4	1	4	1

Pitcher	G	GS	CG	IP	H	R	ER	BB	SO	W	L	SV	2B	3B	ERA
Abreu, Winston	40	0	0	41.1	27	13	13	12	56	2	0	25	3	0	2.83
Arias, Santos	7	7	0	36.1	36	19	18	11	36	2	4	0	2	0	4.46
Beeler, Bryce	23	0	0	46.0	40	19	17	13	33	1	0	0	6	1	3.33
Chudacoff, Jordan	6	1	0	12.0	18	14	14	7	9	0	1	0	3	1	10.50
Cox, Cortland	37	0	0	51.2	43	19	17	19	66	4	2	0	8	1	2.96
Farfan, Onas	27	1	0	41.2	47	27	27	25	28	3	4	0	7	1	5.83
Galbraith, Laetten	9	7	0	44.0	47	22	19	13	16	3	2	0	9	3	3.89
Hodges, Josh	6	6	1	35.0	32	15	12	17	21	3	2	0	5	0	3.09
Johnson, Axel	5	0	0	5.0	2	0	0	3	6	0	0	0	1	0	0.00
Jones, Joe	4	2	0	8.1	13	7	4	8	3	0	0	0	1	0	4.32
Lee, Harrison	16	8	0	55.2	62	42	36	30	35	1	3	0	14	3	5.82
Martinez, Jorge	13	13	0	66.0	67	35	33	23	57	2	6	0	14	0	4.50
Mathis, Will	11	2	0	20.1	17	9	8	6	24	1	1	0	4	0	3.54
Mincey, Patrick	21	21	2	138.0	135	53	51	21	81	10	8	0	31	2	3.33
Misell, Carlos	22	0	0	36.2	41	22	18	17	37	2	1	0	7	0	4.42
Mouzakes, Dylan	17	13	0	82.0	97	46	40	37	71	5	6	0	15	1	4.39
Perez, Wander	5	2	0	14.1	18	10	10	11	8	1	1	0	3	1	6.28
Pruitt, Ed	1	0	0	1.0	0	0	0	0	0	0	0	0	0	0	0.00
Quintero, Brandon	4	4	0	17.0	23	12	8	6	24	0	1	0	0	0	4.24
Rodriguez, Alberto	21	13	0	98.1	85	43	37	51	95	5	7	0	10	4	3.39
Romero, Roby	3	0	0	4.0	3	1	1	1	1	0	1	0	1	0	2.25
Thurber, Taylor	1	0	0	0.1	3	3	2	0	0	0	1	0	1	0	54.00
Upperman, Casey	35	0	0	37.0	27	9	9	18	31	2	2	0	6	0	2.19
Westwood, Kyle	3	0	0	3.1	6	1	1	2	4	0	0	0	0	0	2.70

All-Time AA Home-Road Record

Year	Home Record	Pct.	Road Record	Pct.
2017	30-30	.500	17-23	.425
All-Time	30-30	.500	17-23	.425

All-Time American Association Win-Loss Percentages

Club (seasons)	W	L	Pct.	Playoffs	Titles
Wichita Wingnuts (10)	589	397	.597	8	1
Winnipeg Goldeyes (7)	401	298	.574	5	3
Laredo Lemurs (5)	278	220	.558	3	1
St. Paul Saints (12)	632	548	.536	5	0
Ft. Worth Cats (6)	305	266	.534	4	2
Gary SouthShore RailCats (7)	369	330	.528	2	1
Fargo-Moorhead RedHawks (7)	367	332	.525	2	0
Lincoln Saltdogs (12)	611	563	.520	6	1
Sioux City Explorers (12)	580	600	.492	3	0
Shreveport Sports/Captains (6)	278	295	.485	2	1
Kansas City T-Bones (7)	335	364	.479	0	0
Texas/Grand Prairie AirHogs (10)	464	522	.471	3	1
Cleburne Railroaders (1)	47	53	.470	0	0
Pensacola Pelicans (5)	223	255	.467	2	0
Coastal Bend Aviators (2)	87	101	.463	0	0
Sioux Falls Canaries (13)	536	632	.459	2	1
Joplin Blasters (2)	91	109	.455	0	0
Amarillo Sox/Thunderheads (5)	224	275	.449	0	0
St. Joe Blacksnakes (2)	83	108	.435	0	0
El Paso Diablos (7)	328	445	.424	1	0

GREATEST SEASON-TO-SEASON RECORD CHANGES

Team	Seasons	From	To	Improvement
Sioux City	2014-2015	47-53	75-25	+ 28 games
St. Paul	2014-2015	48-52	74-26	+ 26 games
Sioux Falls	2009-2010	40-56	63-33	+ 23 games
El Paso	2006-2007	33-60	56-40	+ 21.5 games
Shreveport	2008-2009	26-68	48-48	+ 21 games
Fargo-Moorhead	2011-2012	44-56	65-35	+ 21 games
Sioux Falls	2006-2007	34-62	53-43	+ 19 games
Lincoln	2015-2016	34-66	52-48	+ 18 games

Team	Seasons	From	To	Decline
Sioux Falls	2010-2011	63-33	42-57	- 22.5 games
Sioux City	2015-2016	75-25	54-46	- 21 games
Shreveport	2007-2008	47-48	26-68	- 20.5 games
Lincoln	2014-2015	54-46	34-66	- 20 games
Sioux Falls	2008-2009	60-36	40-56	- 20 games
Joplin	2015-2016	55-45	36-64	- 19 games
Fargo-Moorhead	2013-2014	62-38	43-56	- 18.5 games
Shreveport	2010-2011	58-37	45-55	- 15.5 games
St. Joe	2006-2007	49-46	34-62	-15.5 games

FARGO-MOORHEAD REDHAWKS

2017 Results: 57-43, 2nd place, North

1515 15th Avenue North, Fargo, ND 58102.
Phone: (701) 235-6161. **Fax:** (701) 297-9247.
Web: FMRedhawks.com.
Twitter: @FMRedhawks.
Facebook.com: FMRedhawks.



FRONT OFFICE

Operated by: Fargo Baseball, LLC.
Chairman of the Board: Bruce Thom.
President/CEO: Brad Thom.
General Manager: Matt Rau.
Assistant G.M.: Karl Hoiium.
Dir., Communications: Chad Ekren.
Dir., Ticket Operations: Isaac Olson.
Director, Stadium Ops: Michael Stark.
Dir., Food and Beverage: Derek Wang.
Group Sales: Cole Milberger.
Director, Accounting: Matt Moen.
Head Groundskeeper: Tim Jallen.

FIELD STAFF

Manager: Michael Schlact. **Coaches:** Chris Coste, Robby Lopez.

GAME-DAY INFORMATION

Stadium: Newman Outdoor Field. **Broadcasters:** Jack Michaels, Brad Anderson.
Year Constructed: 1996. **Capacity:** 4,172. **Games Broadcast:** All.
Outfield Dimensions: 314-408-318. **Outlets:** KVOX-740 AM/740thefan.com.
Visiting Club Hotel: Holiday Inn, 3803 13th Avenue South, Fargo, ND 58103.
Phone: (701) 277-7312. **Fax:** (701) 281-9729. **Web:** FargoHI.com.

FIELD MANAGER - MICHAEL SCHLACT



Michael Schlact will be entering his first full season as a manager after taking over the RedHawks in August 2017. Previously, he had spent three seasons as Fargo-Moorhead's pitching coach.

Prior to his coaching career, Schlact pitched professionally for 10 seasons. He was selected in the third round of the 2004 draft by the Texas Rangers, and was a member of the Rangers' organization for seven seasons, reaching as high as Double-A. Schlact also pitched in the independent ranks for parts of three

seasons, spending 2011 and 2012 with the Atlantic League's Southern Maryland Blue Crabs, and with Amarillo of the American Association in 2014.

Managerial History

Year	Club	League	Affiliate	Level	Record	Finish	Playoffs
2017	Fargo-Moorhead	Amer. Assoc.	--	Ind.	16-8 (interim)	--	--

PLAYOFF HISTORY

Year	Round	Opponent	Result	Year	Round	Opponent	Result
1996	Semis	Winnipeg	W 2-1	2005	Semis	Lincoln	W 3-1
	Finals	St. Paul	L 3-0		Finals	Gary	L 3-2
1997	Semis	Winnipeg	L 3-2	2006	Semis	Winnipeg	W 3-2
1998	Semis	Winnipeg	W 3-1		Finals	Gary	W 3-1
	Finals	St. Paul	W 3-0	2007	Semis	Calgary	L 3-0
1999	Quarters	Schaumburg	W 3-0	2008	Semis	Kansas City	L 3-0
	Semis	Winnipeg	L 3-0	2009	Semis	Winnipeg	W 3-2
2000	Quarters	Winnipeg	W 3-0		Finals	Gary	W 3-1
	Semis	Duluth-Superior	L 3-0	2010	Semis	Gary	W 3-0
2001	Quarters	Winnipeg	L 3-2		Finals	Kansas City	W 3-0
2003	Semis	Schaumburg	W 3-2	2012	Semis	Winnipeg	L 3-0
	Finals	Winnipeg	W 3-1	2013	Semis	Gary	L 3-1
2004	Semis	St. Paul	L 3-1				

2018 SCHEDULE

Standard home game times:

Mon-Fri 7:02, Sat 6:00, Sun 1:00.

Other home game times:

Monday, May 28: 6:00.
 Thursday, June 28: 12:30
 Thursday, July 19: 12:30.
 Thursday, August 2: 12:30.
 Sunday, August 26: 6:00.
 Monday, September 3: 1:00.

May

Fri 18 - Sun 20 @ Texas
 Mon 21 - Wed 23 @ Cleburne
Fri 25 - Sun 27 Lincoln
Mon 28 - Wed 30 Sioux Falls

June

Fri 1 - Sun 3 @ Gary
 Mon 4 - Wed 6 @ Lincoln
Thu 7 - Sun 10 Gary
 Mon 11 - Wed 13 @ St. Paul
Fri 15 - Sun 17 Kansas City
 Tue 19 - Thu 21 @ Sioux City
Fri 22 - Sun 24 Wichita
Tue 26 - Thu 28 Texas
 Fri 29 - Sat 30 @ Chicago

July

Sun 1 @ Chicago
 Mon 2 @ St. Paul
Tue 3 - Wed 4 St. Paul
Thu 5 - Sun 8 Winnipeg
 Mon 9 - Wed 11 @ Wichita
 Fri 13 - Mon 16 @ Sioux Falls
Tue 17 - Thu 19 Gary
Fri 20 - Sun 22 Winnipeg
 Mon 23 - Wed 25 @ Chicago
 Fri 27 - Sun 29 @ Winnipeg
Mon 30 - Tue 31 St. Paul

August

Wed 1 - Thu 2 St. Paul
Fri 3 - Sun 5 Cleburne
Mon 6 - Wed 8 Chicago
 Thu 9 - Sun 12 @ Sioux Falls
 Tue 14 - Thu 16 @ Kansas City
 Fri 17 - Sat 18 @ St. Paul
Mon 20 - Wed 22 Sioux City
 Thu 23 - Sat 25 @ Gary
Sun 26 - Tue 28 Chicago
 Wed 29 - Fri 31 @ Winnipeg

September

Sat 1 - Mon 3 Sioux Falls

FARGO-MOORHEAD INDEPENDENT YEARLY RESULTS

Year	League	W	L	Pct.	Place	Attendance	Manager
1996	Northern	53	31	.631	1st (8)	155,052	Doug Simunic
1997	Northern	47	37	.560	3rd (8)	179,880	Doug Simunic
1998	Northern	64	21	.753	1st (8)	182,938	Doug Simunic
1999	Northern	50	35	.588	2nd (8)	179,919	Doug Simunic
2000	Northern	53	33	.616	1st (8)	175,818	Doug Simunic
2001	Northern	51	39	.567	4th (8)	185,288	Doug Simunic
2002	Northern	52	37	.584	4th (10)	193,364	Doug Simunic
2003	Northern	62	28	.689	1st (10)	178,370	Doug Simunic
2004	Northern	55	41	.573	4th (10)	179,665	Doug Simunic
2005	Northern	68	27	.716	1st (12)	181,829	Doug Simunic
2006	Northern	63	33	.656	1st (8)	171,877	Doug Simunic
2007	Northern	57	38	.600	2nd (8)	170,122	Doug Simunic
2008	Northern	62	34	.646	1st (6)	177,900	Doug Simunic
2009	Northern	53	42	.558	3rd (6)	181,872	Doug Simunic
2010	Northern	61	39	.610	1st (8)	181,145	Doug Simunic
2011	American Association	44	56	.440	T-11th (14)	175,918	Doug Simunic
2012	American Association	65	35	.650	1st (13)	187,438	Doug Simunic
2013	American Association	62	38	.620	2nd (13)	186,091	Doug Simunic
2014	American Association	43	56	.434	9th (12)	186,306	Doug Simunic
2015	American Association	44	56	.440	10th (13)	187,099	Doug Simunic
2016	American Association	52	48	.520	T-6th (12)	180,345	Doug Simunic
2017	American Association	57	43	.570	T-4th (12)	176,086	D. Simunic/M. Schlact

2017 FARGO-MOORHEAD REDHAWKS STATISTICS

vs. Cleburne: 6-0 vs. St. Paul: 8-5 vs. Texas: 3-1
 vs. Gary SouthShore: 3-10 vs. Salina: 3-0 vs. Wichita: 2-4
 vs. Kansas City: 3-6 vs. Sioux City: 5-2 vs. Winnipeg: 8-7
 vs. Lincoln: 6-5 vs. Sioux Falls: 10-3

Player	POS	AVG	G	AB	R	H	2B	3B	HR	RBI	BB	HBP	SO	SB	CS	DP	E
Adams, Trevor	IF	.230	57	204	34	47	10	0	9	30	17	5	59	9	3	5	2
Ahart, Devan	OF	.292	78	315	60	92	17	5	8	30	31	1	59	11	7	8	3
Bryan, Vaughn	OF	.182	9	33	3	6	0	1	1	3	3	1	14	1	1	0	0
Carter, Kes	OF	.192	37	120	16	23	5	1	5	18	21	0	42	2	0	1	3
Cruz, Manny	IF	.000	5	5	0	0	0	0	0	0	0	0	0	0	0	0	0
De La Cruz, Keury	OF	.249	57	225	27	56	10	1	9	35	18	0	38	8	4	7	5
DeLuca, Joe	C	.367	13	30	5	11	4	0	1	6	5	3	12	0	0	1	1
Delfino, Mitch	IF	.225	42	160	16	36	4	0	5	18	14	0	37	2	0	5	3
Fox, Derrick	U	.205	35	127	10	26	3	0	0	5	12	0	29	4	2	3	2
Grayson, Chris	OF	.290	57	221	32	64	15	2	5	41	24	6	47	26	10	4	0
Kang, K.D.	OF	.270	100	356	54	96	21	3	11	50	46	2	95	1	2	6	1
Mazzola, Josh	3B	.239	100	360	54	86	21	2	15	57	47	13	111	5	2	3	13
Medina, Yhoxian	IF	.279	94	337	44	94	17	2	2	27	29	5	39	8	4	14	18
Pineda, Ryan	IF	.195	35	118	20	23	3	0	6	16	12	3	37	2	1	0	4
Posso, Jesus	C	.257	31	105	12	27	2	0	1	10	9	1	24	0	0	1	3
Reynolds, Mikey	IF	.000	3	14	0	0	0	0	0	1	0	0	3	0	0	1	4
Schwartz, Mike	OF	.211	12	38	5	8	2	0	0	2	9	1	5	0	0	1	0
Tierney, Brandon	IF	.265	45	151	13	40	7	0	2	11	8	2	30	1	1	5	0
Urps, Tyler	IF	.143	3	7	1	1	1	0	0	1	0	0	4	0	0	0	0
Valerio, Charlie	C	.275	93	324	46	89	24	2	12	47	35	0	51	1	2	11	4
Wiley, Brett	IF	.150	12	40	5	6	1	0	0	3	12	0	14	2	0	1	2

Pitcher	G	GS	CG	IP	H	R	ER	BB	SO	W	L	SV	2B	3B	ERA
Alexander, Tyler	21	21	4	148.0	112	41	34	51	167	8	6	0	24	0	2.07
Almarante, Jose	21	19	2	133.0	141	65	56	36	118	6	7	0	31	3	3.79
Dennis, Will	20	0	0	34.0	44	21	20	11	21	0	0	0	6	1	5.29
Goldsmith, Carson	9	0	0	8.1	7	3	2	10	13	0	0	0	1	0	2.16
Herron, Tyler	15	15	3	108.0	96	35	35	27	95	9	3	0	18	2	2.92
McNutt, Trey	38	0	0	42.1	45	30	24	28	46	4	3	4	4	0	5.10
McPartland, Cody	3	3	1	11.2	15	13	12	6	4	1	0	0	2	0	9.26
Mouzakes, Dylan	4	4	0	18.1	21	12	12	8	14	2	2	0	6	1	5.89
Nivar, Jose	3	0	0	4.0	1	0	0	1	5	0	0	1	0	0	0.00
O'Neal, Mike	6	6	0	37.2	44	26	19	15	19	2	3	0	9	2	4.54
Pacillo, Anthony	22	0	0	14.1	16	11	10	11	9	1	1	0	4	1	6.28
Pimentel, Cesilio	6	6	0	37.1	34	15	14	12	29	5	1	0	4	1	3.38
Prendergast, Zach	4	4	0	26.0	18	7	6	8	25	2	0	0	1	0	2.08
Solomon, Will	24	16	1	104.2	113	58	52	40	69	5	5	2	24	2	4.47
Stirewalt, Tyler	3	3	0	17.1	17	9	9	8	9	1	2	0	2	0	4.67
Tate, Richie	25	0	0	33.1	40	19	11	17	39	3	3	3	7	1	2.97
Thompson, Tyler	37	1	0	48.2	63	29	28	18	46	4	3	1	12	2	5.18
Waite, Benji	3	2	0	10.1	13	12	10	8	8	0	2	0	3	0	8.71
Weathers, Casey	34	0	0	37.0	28	16	16	26	57	4	2	18	3	0	3.89

All-Time AA Home-Road Record

Year	Home Record	Pct.	Road Record	Pct.
2011	30-20	.600	14-36	.280
2012	32-18	.640	33-17	.660
2013	32-18	.640	30-20	.600
2014	24-26	.480	19-30	.388
2015	22-28	.440	22-28	.440
2016	30-20	.600	22-28	.440
2017	27-26	.509	30-17	.638
All-Time	197-156	.558	170-176	.491

FARGO-MOORHEAD INDEPENDENT BASEBALL RECORDS

Batting Average

1. Ruben Salazar, 2008 .378
2. Joe Mathis, 2006 .359
3. Darryl Motley, 1996 .346
4. J. Piepkorn, 2009 .339
5. Richard Austin, 2005 .337

Home Runs

1. J. Hoorelbeke, 2010 29
 2. Darryl Motley, 1996 26
 3. Clyde Williams, 2005 24
 4. Ricky Freeman, 2000 23
 5. Eric Campbell, 2010 22
- Darryl Motley, 1997 22

Saves

1. Tom Boleska, 2012 29
2. George Schmidt, 2000 23
3. Nate Cotton, 2008 22
- Nate Cotton, 2007 22
5. S. Montgomery, 2002 19

Runs Scored

1. Zach Penprase, 2009 100
 2. Zach Penprase, 2012 95
 - Joe Mathis, 2006 95
 4. Chad Akers, 1996 84
 5. Johnny Knott, 1996 82
- Bryon Jeffcoat, 2004 82

RBI

1. Darryl Motley, 1996 103
2. Nic Jackson, 2009 97
3. Nic Jackson, 2012 89
4. Ryan Delgado, 2012 86
5. Ricky Freeman, 2000 83

Hits

1. Joe Mathis, 2006 142
 2. Keury De La Cruz, 2016 137
 3. Mike Coles, 2010 131
 4. Nic Jackson, 2012 125
 5. J. Piepkorn, 2009 123
- Carlo Cota, 2008 123

Stolen Bases

1. Zach Penprase, 2012 47
2. Zach Penprase, 2009 45
3. Zach Penprase, 2010 41
4. Zach Penprase, 2013 40
- Jason Fitzgerald, 2004 40

ERA

1. C. Hoorelbeke, 2010 1.84
2. Jeff Bittiger, 1998 1.94
3. Tyler Alexander, 2017 2.06
4. Taft Cable, 2005 2.30
5. J. Fletschock, 2002 2.42

Doubles

1. Joe Mathis, 2006 42
2. C.J. Retherford, 2014 40
3. Chad Mazingo, 2015 34
4. Keury De La Cruz, 2016 32
- Carlo Cota, 2011 32

Wins

1. Brandon Culp, 2005 14
2. Dane Renkert, 2007 13
- Joe Sergent, 2005 13
4. Tyler Alexander, 2016 12
- Tyler Herron, 2012 12
- Jeff Bittiger, 1998 12

Triples

1. Joe Mathis, 2003 9
2. Ryan Pineda, 2016 8
- Justin Justice, 2009 8
- Joe Mathis, 2007 8
5. Joe Mathis, 2004 7

Losses

1. Jake Laber, 2014 11
- Taylor Stanton, 2014 11
3. Brandon Mann, 2015 10
4. Justin Fletschock, 2001 8
5. Several with 7

All-time AA record - 7 seasons, 367-332, .525 winning pct.

Opponent	Record	Pct.	Opponent	Record	Pct.	Opponent	Record	Pct.
Amarillo	7-5	.583	Lincoln	36-22	.621	Salina	3-0	1.000
Cleburne	6-0	1.000	Newark	3-0	1.000	Sioux City	40-29	.580
El Paso	5-2	.714	New Jersey	7-5	.583	Sioux Falls	54-31	.635
Gary	29-39	.427	Ottawa	2-1	.667	Texas/G.P.	10-7	.588
Joplin	2-5	.286	Quebec	1-2	.333	Trois-Rivieres	3-3	.500
Kansas City	36-25	.590	Rockland	8-8	.500	Wichita	14-27	.342
Laredo	7-15	.318	St. Paul	37-51	.421	Winnipeg	53-53	.500

GARY SOUTHSORE RAILCATS

2017 Results: 57-43, T-2nd place, Central

Mailing Address: 1 Stadium Plaza, Gary, IN 46402.

Stadium: 1 Pennsylvania Ave., Gary, IN 46402.

Phone: (219) 882-2255. **Fax:** (219) 882-2259.

Web: RailCatsBaseball.com. **Twitter:** @RailCats.

Facebook.com/RailCat.



FRONT OFFICE

Owner: Pat Salvi.

CEO: Lindy Salvi.

President: Will Salvi.

General Manager: Brian Lyter.

Assistant GM/Dir., Tickets: David Kay.

Director, Marketing: David Kerr.

Box Office Manager: Kevin Edgington.

Marketing Consultant: Renee Connelly.

Head Groundskeeper: Noah Simmons.

FIELD STAFF

Manager: Greg Tagert.

Coaches: Bobby Spain, Mike Habas.

Pitching Coach: Alain Quijano.

GAME-DAY INFORMATION

Stadium: U.S. Steel Yard.

Broadcaster: Jared Shlensky.

Year Constructed: 2002. **Capacity:** 6,139.

Games Broadcast: All.

Outfield Dimensions: 320-400-335.

Outlets: WLPR-89.1 FM/thelakeshorefm.

Visiting Club Hotel: Country Inn & Suites, 1630 Olmsted Drive, Portage, IN 46368.

Phone: (219) 764-0021.

FIELD MANAGER - GREG TAGERT



A four-time Manager of the Year and three-time league champion, Greg Tagert returns for his 14th year with Gary SouthShore in 2018. It also marks his 24rd season managing in independent baseball.

Tagert, 51, arrived in Northwest Indiana in 2005. His impact was immediate as the RailCats reached the playoffs in his first six years in the league.

Originally from Vacaville, Calif., Tagert worked as a pitching coach for the U. of New Mexico in 1988 and an associate scout for the Detroit Tigers in 1993-94.

Managerial History

Year	Club	League	Affiliate	Level	Record	Finish	Playoffs
1995	Ohio Valley	Frontier	--	Ind.	36-34	5th (8)	
1996	Brainerd	Prairie	--	Ind.	7-9		(team folded)
1997	Evansville	Frontier	--	Ind.	46-33	2nd (8)	Lost Finals
1998	Evansville	Frontier	--	Ind.	43-36	4th (8)	Lost Semis
1999	Evansville	Frontier	--	Ind.	43-41	T3rd (10)	Lost Semis
2000	Evansville	Frontier	--	Ind.	45-38	4th (10)	Lost Finals
2001	Dubois County	Frontier	--	Ind.	48-36	3rd (12)	Lost Semis
2002	Dubois County	Frontier	--	Ind.	52-32	3rd (12)	Lost Semis
2003	Kenosha	Frontier	--	Ind.	47-42	7th (12)	
2004	Ozark	Frontier	--	Ind.	52-44	6th (12)	
2005	Gary	Northern	--	Ind.	54-42	3rd (12)	Lg. Champions
2006	Gary	Northern	--	Ind.	51-46	3rd (8)	Lost Finals
2007	Gary	Northern	--	Ind.	58-38	1st (8)	Lg. Champions
2008	Gary	Northern	--	Ind.	56-40	2nd (6)	Lost Finals
2009	Gary	Northern	--	Ind.	57-39	1st (6)	Lost Finals
2010	Gary	Northern	--	Ind.	52-48	4th (8)	Lost Semis
2011	Gary	Amer. Assoc.	--	Ind.	54-46	5th (14)	
2012	Gary	Amer. Assoc.	--	Ind.	50-50	8th (13)	
2013	Gary	Amer. Assoc.	--	Ind.	58-41	3rd (13)	Lg. Champions
2014	Gary	Amer. Assoc.	--	Ind.	53-47	5th (12)	
2015	Gary	Amer. Assoc.	--	Ind.	45-55	T-9th (13)	
2016	Gary	Amer. Assoc.	--	Ind.	52-48	T-6th (12)	
2017	Gary	Amer. Assoc.	--	Ind.	57-43	T-4th (12)	Lost Semis

GARY SOUTHSORE RAILCATS

2018 SCHEDULE

Standard home game times:

Mon-Fri 7:10, Sat 6:10, Sun 2:10.

Other home game times:

Saturday, May 19: 3:10.

Monday, May 28: 4:10.

Saturday, June 2: 3:10.

Wednesday, June 20: 12:10.

Wednesday, July 4 (DH): 5:00.

Tuesday, July 10: 12:10.

Saturday, September 1: 4:10.

Sunday, September 2: 6:10.

Monday, September 3: 1:10.

July

Sun 1	@ Lincoln
Mon 2 - Tue 3	@ Chicago
Wed 4 (DH)	Chicago
Fri 6 - Sun 8	@ Sioux Falls
Mon 9 - Wed 11	Texas
Fri 13 - Sun 15	@ Winnipeg
Tue 17 - Thu 19	@ Fargo
Fri 20 - Sun 22	St. Paul
Mon 23 - Wed 25	Sioux Falls
Fri 27 - Mon 30	@ Cleburne
Tue 31	@ Texas

May

Fri 18 - Sun 20	St. Paul
Tue 22 - Thu 24	@ Kansas City
Fri 25 - Sun 27	@ St. Paul
Mon 28 - Thu 31	Chicago

June

Fri 1 - Sun 3	Fargo
Mon 4 - Wed 6	Winnipeg
Thu 7 - Sun 10	@ Fargo
Mon 11 - Wed 13	@ Winnipeg
Fri 15 - Sun 17	Sioux City
Tue 19 - Thu 21	Cleburne
Fri 22 - Sun 24	@ Sioux City
Mon 25 - Tue 26	@ Chicago
Wed 27 - Thu 28	Chicago
Fri 29 - Sat 30	@ Lincoln

August

Wed 1	@ Texas
Fri 3 - Sun 5	Wichita
Mon 6 - Wed 8	Lincoln
Thu 9 - Sun 12	@ St. Paul
Mon 13 - Wed 15	Winnipeg
Fri 17 - Sun 19	Sioux Falls
Mon 20 - Wed 22	@ Chicago
Thu 23 - Sat 25	Fargo
Mon 27 - Tue 28	@ Wichita
Wed 29 - Fri 31	@ Sioux Falls

September

Sat 1 - Mon 3	Kansas City
----------------------	--------------------

GARY SOUTHSORE INDEPENDENT YEARLY RESULTS

Year	League	W	L	Pct.	Place	Attendance	Manager
2002	Northern	35	55	.389	10th (10)	(road team)	Joe Calfapietra
2003	Northern	36	54	.400	9th (10)	140,310	Garry Templeton
2004	Northern	31	65	.323	10th (10)	147,801	Garry Templeton
2005	Northern	54	42	.563	3rd (12)	151,850	Greg Tagert
2006	Northern	51	46	.526	3rd (8)	163,133	Greg Tagert
2007	Northern	58	38	.604	1st (8)	166,338	Greg Tagert
2008	Northern	56	40	.583	2nd (6)	159,586	Greg Tagert
2009	Northern	57	39	.594	1st (6)	166,334	Greg Tagert
2010	Northern	52	48	.520	4th (8)	166,366	Greg Tagert
2011	Amer. Assoc.	54	46	.540	5th (14)	157,676	Greg Tagert
2012	Amer. Assoc.	50	50	.500	8th (13)	159,837	Greg Tagert
2013	Amer. Assoc.	58	41	.586	3rd (13)	165,024	Greg Tagert
2014	Amer. Assoc.	53	47	.530	5th (12)	164,286	Greg Tagert
2015	Amer. Assoc.	45	55	.450	T-8th (13)	165,306	Greg Tagert
2016	Amer. Assoc.	52	48	.520	T-6th (12)	163,519	Greg Tagert
2017	Amer. Assoc.	57	43	.570	T-4th (12)	181,612	Greg Tagert

PLAYOFF HISTORY

Year	Round	Opponent	Result	Year	Round	Opponent	Result
2005	Semis	St. Paul	W 3-2	2009	Semis	Kansas City	W 3-2
	Finals	Fargo	W 3-2		Finals	Fargo	L 3-1
2006	Semis	Schaumburg	W 3-2	2010	Semis	Fargo	L 3-0
	Finals	Fargo	L 3-1	2013	Semis	Fargo	W 3-1
2007	Semis	Winnipeg	W 3-2		Finals	Wichita	W 3-1
	Finals	Calgary	W 3-2	2017	Semis	Winnipeg	L 3-0
2008	Semis	Winnipeg	W 3-1				
	Finals	Kansas City	L 3-1				

2017 GARY SOUTHSORE RAILCATS STATISTICS

Player	POS	AVG	G	AB	R	H	2B	3B	HR	RBI	BB	HBP	SO	SB	CS	DP	E
Alfonso, James	C	.133	20	60	4	8	3	0	0	5	3	0	16	0	0	3	3
Barr, Christopher	IF	.000	3	4	0	0	0	0	0	0	0	0	0	0	0	0	0
Cheky Jr., Anthony	OF	.354	33	113	24	40	7	1	1	19	9	2	10	6	1	6	0
Chiaradio, Chris	IF	.000	5	5	0	0	0	0	0	0	0	0	3	0	0	0	0
Crosby, Alex	IF	.291	70	244	26	71	8	1	3	24	22	4	42	6	5	7	2
DeJesus, Andy	IF	.254	73	228	25	58	14	2	2	19	11	0	61	9	2	6	9
Del Valle, Jaime	C	.283	14	46	0	13	1	1	0	7	4	0	12	0	0	2	0
Fabio, Cole	IF	.260	26	77	8	20	2	0	0	7	12	0	13	3	1	1	3
Fitzgerald, Ryan	IF	.239	84	289	39	69	12	6	7	20	23	3	64	8	2	5	10
Gimenez, Wilfredo	C	.226	60	195	15	44	6	0	2	25	11	2	23	0	0	9	7
Gonzalez, Jose	C	.197	21	61	6	12	1	1	0	5	7	0	20	0	0	2	3
Goodman, Kris	IF	.246	87	244	36	60	10	3	5	33	24	3	79	13	6	2	13
Harris, Chase	OF	.263	96	304	44	80	14	1	5	29	26	8	86	27	7	6	3
Havrilak, Joey	OF	.250	13	40	6	10	3	1	0	5	6	0	3	1	0	1	0
Holland, John	IF	.271	47	140	16	38	5	0	0	10	21	3	26	10	0	2	1
Martinez, Frank	IF	.275	88	313	39	86	18	2	2	66	37	2	47	5	0	9	2
Newell, Cameron	OF	.264	57	193	35	51	10	2	2	19	23	5	28	2	0	4	0
Pinkston, Tanner	IF	.000	1	3	0	0	0	0	0	0	0	0	1	0	0	1	0
Reiher, Kevin	C	.000	2	5	0	0	0	0	0	0	0	0	5	0	0	0	0
Santiesteban, Randy	IF	.257	67	210	22	54	16	2	2	25	24	4	37	4	1	4	8
Sneed, Jeff	C	.200	3	5	1	1	0	0	0	0	0	0	0	0	0	0	0
Sullivan, Tyler	OF	.275	10	40	2	11	0	0	0	3	1	0	9	1	1	0	0
Willis, Colin	OF	.319	87	301	54	96	15	5	8	49	43	4	54	15	3	5	7
Wilson, Reggie	OF	.239	81	272	40	65	7	3	0	17	52	2	70	14	3	3	4

Pitcher	G	GS	CG	IP	H	R	ER	BB	SO	W	L	SV	2B	3B	ERA
Angiel, Dustin	1	0	0	1.0	1	0	0	0	0	0	0	0	0	0	0.00
Antone, Nate	1	0	0	1.0	0	0	0	2	2	0	0	0	0	0	0.00
Aring, Zach	2	0	0	4.0	2	2	2	3	4	0	0	0	0	0	4.50
Chavez, Kyle	1	0	0	1.1	1	0	0	1	0	1	0	0	0	0	0.00
Conway, Josh	1	1	0	3.0	4	2	2	3	0	0	1	0	0	0	6.00
Costa, Arynton	10	9	0	47.1	65	35	34	12	21	2	4	0	11	0	6.47
De Leon, Jorge	33	1	0	51.2	43	10	10	10	46	9	2	10	10	0	1.74
Diaz, Carlos	21	3	0	42.1	25	20	18	17	63	2	1	4	3	0	3.83
Fowler, Jack	18	0	0	28.1	29	15	14	8	24	0	1	0	7	0	4.45
Fritz, Ryan	19	0	0	21.2	20	19	19	17	19	5	1	2	1	1	7.89
Galbraith, Laetten	9	0	0	13.1	13	7	5	6	3	0	0	0	4	0	3.38
Gunn, Alex	25	25	3	152.2	182	65	59	25	100	8	5	0	29	6	3.48
Guske, Brandon	1	0	0	1.1	3	1	1	1	1	0	0	0	0	0	6.75
Harris, Tyler	5	4	0	14.0	17	8	7	4	9	0	1	0	4	0	4.50
Hauser, Joe	4	0	0	9.2	14	5	5	3	6	0	0	0	1	1	4.66
Herstine, Christian	3	0	0	4.0	6	4	4	3	5	0	0	0	0	0	9.00
Johnson, Drasen	34	0	0	44.0	44	19	11	7	36	4	4	12	11	0	2.25
Jones, Jon	2	0	0	5.2	7	6	6	4	6	0	0	0	2	0	9.53
Mathys, Jake	20	2	0	32.2	32	14	14	7	31	0	1	0	6	2	3.86
McKenzie, Jeff	14	11	1	77.1	80	38	32	17	42	4	4	0	14	0	3.72
Minor, Daniel	7	6	0	36.2	20	6	6	6	41	3	1	0	2	0	1.47
Misell, Carlos	7	0	0	11.0	12	5	5	5	10	0	1	0	1	1	4.09
Myers, Sam	11	0	0	16.1	11	3	3	1	16	2	0	1	1	0	1.65
Pautsch, Marshall	4	4	0	20.0	22	8	7	3	8	1	0	0	2	2	3.15
Pinales, Carlos	22	0	0	32.2	37	15	14	11	17	0	1	1	9	1	3.86
Pratt, Jesse	8	0	0	11.1	11	6	5	5	5	1	3	0	1	0	3.97
Roberts, Andy	4	0	0	6.2	9	6	6	6	3	1	1	0	3	0	8.10
Rohrbach, Andrew	1	1	0	1.1	6	7	7	2	0	0	1	0	2	0	47.25
Rosario, Charle	19	19	1	118.1	118	53	48	28	89	8	5	0	14	3	3.65
Thompson, Dylan	2	0	0	5.1	3	2	1	3	5	0	0	0	0	0	1.69
Torres-Perez, Braulio	15	10	0	63.0	76	45	39	28	48	5	3	0	13	2	5.57
Weingarten, Alex	3	0	0	6.1	7	3	3	2	2	1	2	0	4	0	4.26
Wilson, Jamal	3	0	0	3.0	5	2	2	1	2	0	0	1	3	0	6.00
Wozniak, Conrad	1	1	0	2.2	4	3	3	3	2	0	0	0	1	0	10.13
Wuethrich, Westin	3	3	0	9.1	15	10	9	3	5	0	0	0	2	0	8.68

All-Time AA Home-Road Record

Year	Home Record	Pct.	Road Record	Pct.
2011	32-18	.640	22-28	.440
2012	28-22	.560	22-28	.440
2013	32-18	.640	26-23	.531
2014	25-25	.500	28-22	.560
2015	23-27	.460	22-28	.440
2016	27-23	.540	25-25	.500
2017	29-25	.537	28-18	.609
All-Time	196-158	.554	173-172	.501

GARY SOUTHSORE INDEPENDENT BASEBALL RECORDS

Batting Average	Home Runs	Saves
1. T. Townsend, 2008 .371	1. Cristian Guerrero, 2010 19	1. Tony Cogan, 2007 25
2. F. Matos, 2002 .362	2. Cristian Guerrero, 2008 16	2. Andy Shipman, 2010 21
3. Drew Martinez, 2014 .358	3. J. Swinton, 2002 15	3. Andy Loomis, 2015 19
4. Brad Boyer, 2011 .348	4. T. Townsend, 2008 14	4. Derek Lopez, 2005 17
5. Mike Massaro, 2011 .344	5. W. Chamberlain, 2003 13	5. Andy Shipman, 2009 13

Runs Scored	RBI	Games Pitched
1. Daniel Pulfer, 2014 88	1. T. Townsend, 2008 84	1. Kris Regas, 2006 56
2. Mike Massaro, 2012 76	2. Cristian Guerrero, 2011 82	2. Brandon Higelin, 2008 50
3. Adam Klein, 2011 75	3. Brad Boyer, 2011 68	3. Will Krout, 2011 49
4. Adam Klein, 2012 72	4. Steve Haake, 2009 67	4. Tony Cogan, 2007 46
5. Rob Marconi, 2008 71	5. Frank Martinez, 2017 66	5. Ian Durham, 2013 43

Hits	Stolen Bases	Innings Pitched
1. Drew Martinez, 2014 153	1. Billy Brown, 2003 32	1. Charle Rosario, 2016 155.1
2. Mike Massaro, 2011 142	2. Adam Klein, 2012 30	2. Josh Habel, 2007 155.0
3. Mike Massaro, 2012 135	David Cooper, 2012 30	3. Jason Shelley, 2006 153.2
4. Daniel Pulfer, 2014 126	4. Adam Klein, 2010 29	4. Alex Gunn, 2017 152.2
5. Brad Boyer, 2011 123	5. Chase Harris, 2017 27	5. Tony Cogan, 2009 150.0

ERA	Walks	Strikeouts
1. Tony Cogan, 2008 2.08	1. Scott Shaw, 2011 62	1. Willie Glen, 2007 162
2. Willie Glen, 2010 2.39	2. Willie Glen, 2006 60	2. Jason Shelley, 2006 145
3. Cody Fisher, 2005 2.50	3. Jason Shelley, 2006 51	3. Willie Glen, 2006 122
4. Travis Kerber, 2006 2.78	4. Drew Dickinson, 2008 50	4. Charle Rosario, 2016 120
5. Jeremy Plexico, 2008 2.79	5. Morgan Coombs, 2014 48	5. Josh Habel, 2006 112

ERA	Wins	Losses
1. Tony Cogan, 2008 2.08	1. Charle Rosario, 2015 12	1. Tony O'Donnell, 2004 11
2. Willie Glen, 2010 2.39	Alain Quijano, 2013 12	Graham Mazur, 2002 11
3. Cody Fisher, 2005 2.50	Willie Glen, 2007 12	3. Six tied with 9
4. Travis Kerber, 2006 2.78	Josh Habel, 2007 12	
5. Jeremy Plexico, 2008 2.79	Jason Shelley, 2006 12	

Triples	Wins	Losses
1. Mike Rohde, 2011 32	1. Charle Rosario, 2015 12	1. Tony O'Donnell, 2004 11
2. Mike Massaro, 2011 28	Alain Quijano, 2013 12	Graham Mazur, 2002 11
Mike Massaro, 2009 28	Willie Glen, 2007 12	3. Six tied with 9
4. T. Townsend, 2007 27	Josh Habel, 2007 12	
5. Louis Ott, 2010 26	Jason Shelley, 2006 12	

Triples	Wins	Losses
1. Mike Massaro, 2013 17	1. Charle Rosario, 2015 12	1. Tony O'Donnell, 2004 11
2. Mike Massaro, 2011 16	Alain Quijano, 2013 12	Graham Mazur, 2002 11
3. Mike Massaro, 2012 12	Willie Glen, 2007 12	3. Six tied with 9
4. Anthony Iapocce, 2005 9	Josh Habel, 2007 12	
5. Jon Jones, 2015 8	Jason Shelley, 2006 12	

2017 vs. opponents

vs. CLE: 2-1	vs. FM: 10-3	vs. KC: 7-6	vs. LIN: 7-4	vs. SP: 4-6	vs. SAL: 6-1
vs. SC: 6-6	vs. SF: 5-6	vs. TEX: 4-2	vs. WIC: 2-1	vs. WIN: 4-7	

All-time AA record - 7 seasons, 369-330, .528 winning pct.

Opponent	Record	Pct.	Opponent	Record	Pct.	Opponent	Record	Pct.
Amarillo	6-6	.500	Lincoln	38-33	.535	Shreveport	6-3	.667
Cleburne	2-1	.667	Newark	3-1	.750	Sioux City	38-47	.447
El Paso	4-2	.667	New Jersey	4-4	.500	Sioux Falls	38-36	.514
Fargo	39-29	.574	Ottawa	3-0	1.000	Sussex County	1-2	.333
Fort Worth	3-0	1.000	Quebec	4-5	.444	Texas/G.P.	13-7	.650
Joplin	11-3	.786	Rockland	0-3	.000	Wichita	24-27	.470
Kansas City	46-34	.575	St. Paul	38-40	.487	Winnipeg	34-32	.515
Laredo	7-9	.438	Salina	6-1	.857			

KANSAS CITY T-BONES

2017 Results: 57-32, T-2nd place, Central

1800 Village West Parkway
Kansas City, KS 66111

Phone: (913) 328-2255. **Fax:** (913) 328-5652.

Web: TBonesBaseball.com.

Twitter: @TBonesBaseball.

Facebook.com/TBonesBaseball.



FRONT OFFICE

Owner: John Ehler.

President: Adam Ehler.

VP/General Manager: Chris Browne.

VP, Corporate/Sales: Scott Steckly.

Director, Mktg./Promos: Morgan Kolenda.

Dir., Ticket Sales/Merchandise: Kacy Muller.

Account Exec./Group Sales: Scott Hull.

Group Sales Associates: Nick Restivo,
Dan Portillo.

Coordinator, Operations: Kyle Disney.

Head Groundskeeper: Nathan Miller.

Bookkeeper: Karen Slaughter.

FIELD STAFF

Manager: Joe Calfapietra.

Clubhouse Manager: John West.

Coaches: Bill Sobbe, Frank White.

GAME-DAY INFORMATION

Stadium: T-Bones Stadium.

Broadcaster: Dan Vaughan.

Year Built: 2003. **Capacity:** 6,270.

Games Broadcast: All.

Outfield Dimensions: 300-396-328.

Outlets: KUDL 1660/tbonesbaseball.com

Visiting Club Hotel: Country Inn & Suites, 1805 N. 110th St., Kansas City, KS

66111. **Telephone:** (913) 299-4700. **Fax:** (913) 299-9944.

FIELD MANAGER - JOE CALFAPIETRA



Joe Calfapietra begins his second season with the T-Bones after leading the team to a 15-game improvement in 2017, registering the franchise's best record since joining the American Association.

Prior to Kansas City, Calfapietra spent the previous 14 seasons with the New Jersey Jackals of the Can-Am League. The league's 2012 and 2009 Manager of the Year, he led the Jackals to a 728-595 (.550) record and six appearances in the league championship series.

In 2002, he piloted Gary of the Northern League, where he earned Manager of the Year honors.

Managerial History

Year	Club	League	Affiliate	Level	Record	Finish	Playoffs
2000	Allentown	Northern	--	Ind.	41-43	5th/8	Lost Semis
2001	Allentown	Northern	--	Ind.	43-47	5th/6	
2002	Gary	Northern	--	Ind.	35-55	10th/10	
2003	New Jersey	Northeast	--	Ind.	52-37	1st/8	Lost Semis
2004	New Jersey	Northeast	--	Ind.	54-39	4th/8	Lg.Champions
2005	New Jersey	Can-Am	--	Ind.	48-44	5th/8	
2006	New Jersey	Can-Am	--	Ind.	43-48	5th/8	
2007	New Jersey	Can-Am	--	Ind.	49-44	4th/10	Lost Semis
2008	New Jersey	Can-Am	--	Ind.	43-51	6th/8	
2009	New Jersey	Can-Am	--	Ind.	55-39	2nd/8	Lost Semis
2010	New Jersey	Can-Am	--	Ind.	42-50	4th/6	Lost Semis
2011	New Jersey	Can-Am	--	Ind.	57-36	2nd/8	Lost Finals
2012	New Jersey	Can-Am	--	Ind.	59-41	2nd/5	Lost Finals
2013	New Jersey	Can-Am	--	Ind.	55-44	2nd/5	Lost Finals
2014	New Jersey	Can-Am	--	Ind.	55-41	2nd/4	Lost Finals
2015	New Jersey	Can-Am	--	Ind.	54-43	3rd/6	Lost Finals
2016	New Jersey	Can-Am	--	Ind.	62-38	1st/6	Lost Semis
2017	Kansas City	Amer. Assoc.	--	Ind.	57-43	T-4th/12	

2018 SCHEDULE

Standard home game times:

Monday-Saturday 7:05, Sunday 1:05.

Other home game times:

Wednesday, June 13: 11:05 a.m.

Sunday, August 26: 5:05.

Tuesday, August 28: 11:05 a.m.

July

Sun 1 @ Cleburne

Mon 2 - Wed 4 **Sioux Falls**

Thu 5 - Sat 7 @ Texas

Mon 9 - Wed 11 @ Lincoln

Thu 12 - Sun 15 **St. Paul**

Mon 16 - Wed 18 @ Cleburne

Fri 20 - Sun 22 **Texas**

Tue 24 - Thu 26 **Lincoln**

Fri 27 - Sun 29 **Chicago**

Tue 31 @ Sioux Falls

May

Fri 18 - Sun 20 @ Wichita

Tue 22 - Thu 24 **Gary**

Fri 25 - Sun 27 @ Chicago

Mon 28 - Thu 31 @ Sioux City

August

Wed 1 - Thu 2 @ Sioux Falls

Fri 3 - Sun 5 @ St. Paul

Mon 6 - Wed 8 **Texas**

Thu 9 - Sun 12 @ Sioux City

Tue 14 - Thu 16 **Fargo**

Fri 17 - Sun 19 **Cleburne**

Tue 21 - Wed 22 (DH) @ Lincoln

Thu 23 - Sat 25 **Winnipeg**

Sun 26 - Tue 28 **Sioux City**

Wed 29 - Fri 31 **Wichita**

June

Fri 1 - Sun 3 **Wichita**

Tue 5 - Thu 7 @ Texas

Fri 8 - Sun 10 @ Wichita

Mon 11 - Thu 14 **Sioux City**

Fri 15 - Sun 17 @ Fargo

Mon 18 - Wed 20 @ Winnipeg

Fri 22 - Sun 24 **Cleburne**

Tue 26 - Thu 28 **Lincoln**

Fri 29 - Sat 30 @ Cleburne

September

Sat 1 - Mon 3 @ Gary

KANSAS CITY INDEPENDENT YEARLY RESULTS

Year	League	W	L	Pct.	Place	Attendance	Manager
2003	Northern	43	46	.483	5th (10)	204,198	Al Gallagher
2004	Northern	48	48	.500	7th (10)	238,745	Al Gallagher
2005	Northern	45	49	.479	8th (12)	244,414	Al Gallagher
2006	Northern	45	51	.469	5th (8)	269,205	Al Gallagher
2007	Northern	44	52	.458	6th (8)	289,165	Andy McCauley
2008	Northern	46	50	.479	4th (6)	280,795	Andy McCauley
2009	Northern	46	50	.479	4th (6)	245,625	Andy McCauley
2010	Northern	58	42	.580	2nd (8)	264,368	Tim Doherty
2011	Amer. Assoc.	48	52	.480	T-9th (14)	261,115	Tim Doherty
2012	Amer. Assoc.	51	49	.510	7th (13)	260,620	Kenny Hook
2013	Amer. Assoc.	40	60	.400	11th (13)	265,596	Kenny Hook
2014	Amer. Assoc.	48	52	.480	T-6th (12)	248,989	John Massarelli
2015	Amer. Assoc.	49	50	.495	6th (12)	232,068	John Massarelli
2016	Amer. Assoc.	42	58	.420	9th (12)	213,165	John Massarelli
2017	Amer. Assoc.	57	43	.570	T-4th (12)	211,599	Joe Calfapietra

PLAYOFF HISTORY

Year	Round	Opponent	Result	Year	Round	Opponent	Result
2004	Semis	Schaumburg	L 3-2	2009	Semis	Gary	L 3-2
2008	Semis	Fargo	W 3-0	2010	Semis	Joliet	W 3-2
	Finals	Gary	W 3-2		Finals	Fargo	L 3-0

2017 KANSAS CITY T-BONES STATISTICS

vs. Cleburne: 4-2
 vs. Fargo-Moorhead: 6-3
 vs. Gary SouthShore: 6-7
 vs. Lincoln: 5-8

vs. St. Paul: 7-3
 vs. Salina: 6-1
 vs. Sioux City: 8-7
 vs. Sioux Falls: 4-2

vs. Texas: 4-0
 vs. Wichita: 4-7
 vs. Winnipeg: 3-3

Player	POS	AVG	G	AB	R	H	2B	3B	HR	RBI	BB	HBP	SO	SB	CS	DP	E
Brady, Patrick	IF	.231	28	91	9	21	1	0	1	8	10	1	22	0	1	3	2
Caldwell, Tony	C	.167	20	60	6	10	0	0	0	2	11	0	23	0	0	0	1
Chavez, Zane	C	.237	34	118	15	28	4	0	2	8	13	0	12	0	1	1	7
Correa, Christian	C	.214	8	28	3	6	1	0	1	5	3	2	8	0	0	1	0
Edgerton, Jordan	IF	.255	70	259	29	66	15	2	7	33	18	2	63	8	1	5	11
Garcia, Omar	OF	.220	40	168	28	37	4	0	0	12	16	5	27	12	2	4	0
Hendrix, Paul	IF	.122	14	41	1	5	0	0	0	4	1	0	9	0	1	3	2
Horan, Tyler	OF	.229	30	118	14	27	4	0	5	14	12	1	33	0	0	2	2
Hunter, Cedric	OF	.360	43	175	32	63	10	0	9	29	19	1	13	5	2	6	0
Jackson, Joe	OF	.264	45	178	24	47	4	0	6	22	13	2	30	2	0	5	2
Keyes, Kevin	IF	.294	98	364	69	107	16	4	24	81	61	11	95	4	0	9	4
Kivett, Ross	CF	.150	9	40	4	6	0	1	0	1	4	1	6	3	0	0	0
Kjerstad, Dexter	OF	.379	17	66	15	25	5	3	0	6	1	0	9	1	0	0	0
Lemon, Marcus	OF	.294	98	402	60	118	19	1	8	45	26	10	48	3	0	7	10
Mack, Chantz	OF	.247	80	292	38	72	15	0	10	48	54	2	68	3	1	2	2
McDonald, Chase	1B	.259	29	112	13	29	4	1	4	15	5	0	30	1	0	6	1
Newton, Eddie	IF	.187	53	166	19	31	4	2	1	11	12	4	44	1	0	4	9
Pena, Jerome	IF	.169	36	130	18	22	7	0	4	15	19	0	49	1	0	2	2
Pennell, Tucker	C	.393	10	28	9	11	3	0	1	3	4	0	6	0	0	0	0
Petty, Kyle	IF	.264	68	261	48	69	13	1	10	39	29	3	62	9	1	7	4
Rockett, Daniel	OF	.220	14	50	6	11	3	0	1	5	5	1	11	0	0	1	2
Rojas, Leonardo	C	.251	47	171	23	43	11	0	5	24	10	4	54	0	0	4	9
Vasquez, Niko	IF	.204	12	49	8	10	4	0	4	12	3	1	10	0	0	1	4
Walters, Zach	IF	.347	18	75	14	26	5	0	6	20	3	0	7	0	0	1	3
Wiley, Brett	IF	.067	5	15	2	1	0	0	0	1	2	0	8	0	0	0	0

Pitcher	G	GS	CG	IP	H	R	ER	BB	SO	W	L	SV	2B	3B	ERA
Blackford, Alex	4	4	0	23.1	26	14	9	9	23	1	3	0	5	1	3.47
Brooks, Aaron	12	0	0	17.0	31	19	18	5	15	1	2	0	4	2	9.53
Carroll, Scott	15	15	0	98.0	83	37	32	17	78	8	3	0	21	3	2.94
Drummond, Calvin	18	18	1	98.1	107	61	53	53	78	6	3	0	6	2	4.85
Gorski, Darin	2	2	0	3.0	4	3	3	5	1	0	0	0	1	0	9.00
Lowery, Jackson	14	1	0	17.1	14	6	6	8	25	2	1	0	5	0	3.12
Mascheri, Rich	43	1	0	54.1	42	21	20	28	59	3	2	0	8	0	3.31
Morgenstern, Zach	10	0	0	20.1	26	16	12	14	11	1	1	1	4	0	5.31
Mortensen, Jared	2	2	0	12.0	18	10	10	3	13	0	0	0	3	0	7.50
Paula, Luis	35	5	0	67.2	53	28	26	35	51	7	2	1	6	2	3.46
Perez, Gabe	21	17	1	107.0	112	61	55	50	114	8	6	0	21	2	4.63
Perry, Chris	16	15	0	76.1	69	53	51	54	74	3	4	0	13	4	6.01
Porter, Dylan	1	0	0	4.0	1	0	0	3	0	0	0	0	1	0	0.00
Sergey, Matt	13	12	1	76.1	60	34	28	31	80	5	4	0	9	0	3.30
Sides, Grant	45	0	0	48.2	32	16	13	22	71	2	3	3	4	0	2.40
Smith, Myles	44	0	0	50.2	45	20	19	22	62	2	2	1	7	2	3.38
Usui, Kamakani	9	0	0	10.1	5	3	3	5	15	1	0	1	0	0	2.61
Walters, Jeff	26	4	0	42.0	42	19	14	15	42	2	3	0	7	0	3.00
Waltrip, Billy	5	4	0	14.1	33	31	31	13	13	0	3	0	8	0	19.47
Winiarski, Cody	47	0	0	52.1	43	13	11	9	66	5	1	21	8	2	1.89

All-Time AA Home-Road Record

Year	Home Record	Pct.	Road Record	Pct.
2011	24-26	.480	24-26	.480
2012	25-25	.500	26-24	.520
2013	19-31	.380	21-29	.420
2014	29-22	.569	19-30	.388
2015	23-29	.442	26-21	.553
2016	24-26	.480	18-32	.360
2017	31-22	.585	26-21	.553
All-Time	175-181	.491	160-183	.467

KANSAS CITY INDEPENDENT BASEBALL RECORDS

Batting Average	Home Runs	Losses
1. Eddie Pearson, 2003 .369	1. J. Blackwood, 2010 31	1. Greg Bicknell, 2006 13
2. Ray Brown, 2004 .362	2. Eddie Pearson, 2004 30	2. Jonathan Krysa, 2005 12
3. Greg Jacobs, 2005 .348	3. Kevin Keyes, 2017 24	3. Josh Rainwater, 2012 11
4. Rob Watson, 2008 .344	Ryan Fox, 2009 24	4. Several tied with 10
5. Rob Watson, 2007 .343	4. Ray Sadler, 2010 23	

Runs Scored	RBI	Saves
1. Rick Prieto, 2004 97	1. Ray Sadler, 2011 100	1. Kris Regas, 2014 22
2. Keanon Simon, 2011 86	2. Eddie Pearson, 2004 94	2. Cody Winiarski, 2017 21
3. J. Blackwood, 2010 82	3. J. Blackwood, 2010 86	3. F. Hernandez, 2015 20
Ray Sadler, 2010 82	4. Ray Brown, 2004 85	David Trahan, 2008 20
5. Damian Rolls, 2009 81	5. Jim Fasano, 2008 84	5. D.J. Johnson, 2003 17

Hits	Stolen Bases	Games Pitched
1. J. Blackwood, 2010 141	1. Bryan Sabatella, 2014 40	1. Brady Martinez, 2008 48
2. Mario Delgado, 2007 136	2. A. Eggleston, 2008 36	2. Cody Winiarski, 2017 47
3. Rob Watson, 2007 132	3. Keanon Simon, 2010 31	Kris Regas, 2014 47
4. Keanon Simon, 2011 131	4. Kennard Jones, 2013 28	Jose Jimenez, 2013 47
Ray Brown, 2004 131	5. Keanon Simon, 2011 25	5. Matt Schweitzer, 2007 46

Doubles	ERA	Innings Pitched
1. Ray Brown, 2004 36	1. Lucas Irvine, 2012 2.58	1. Greg Bicknell, 2005 167.1
2. Matt Padgett, 2013 33	2. Jon McDonald, 2005 2.76	2. Jonathan Krysa, 2004 165.1
3. Mario Delgado, 2007 32	3. Mike Kickham, 2016 2.82	3. Greg Bicknell, 2006 164.2
4. Keanon Simon, 2011 30	4. Scott Carroll, 2017 2.93	4. Jonathan Krysa, 2006 161.1
5. T.J. Mittelstaedt, 2014 29	5. Lucas Irvine, 2013 2.96	5. Brian Grening, 2012 146.1
Jim Fasano, 2008 29	Greg Bicknell, 2005 2.96	
Rob Watson, 2007 29		

Triples	Wins	Walks
1. Keanon Simon, 2011 16	1. Greg Bicknell, 2005 16	1. A. Boughner, 2008 74
2. David Espinosa, 2014 10	2. Jonathan Krysa, 2006 13	2. Kenny Durost, 2007 69
Rick Prieto, 2004 10	Greg Bicknell, 2004 13	3. Kenny Durost, 2008 67
4. Rick Prieto, 2003 7	4. Andrew Cruse, 2010 11	4. Jonathan Krysa, 2004 55
5. Keanon Simon, 2010 6	Cody McAllister, 2010 11	5. Chris Perry, 2017 54
Jack Jones, 2004 6		

Strikeouts
1. Jonathan Krysa, 2004 139
2. Jonathan Krysa, 2005 130
3. Jonathan Krysa, 2006 129
4. Gabe Perez, 2017 114
5. Brian Grening, 2012 113

All-time AA record - 7 seasons, 335-364, .479 winning pct.

Opponent	Record	Pct.	Opponent	Record	Pct.	Opponent	Record	Pct.
Amarillo	23-17	.575	Laredo	21-31	.404	Salina	6-1	.857
Cleburne	4-2	.667	Lincoln	35-36	.493	Sioux City	30-33	.476
El Paso	11-6	.647	Newark	3-3	.500	Sioux Falls	26-16	.619
Fargo	25-36	.410	New Jersey	3-4	.429	Texas/G.P.	26-25	.510
Fort Worth	1-2	.333	Quebec	1-2	.333	Trois-Rivieres	2-1	.667
Gary	34-46	.425	Rockland	6-3	.667	Wichita	28-44	.389
Joplin	10-10	.500	St. Paul	23-22	.511	Winnipeg	16-24	.400
						Worcester	2-1	.667

LINCOLN SALTDogs

2017 Results: 58-41, 1st place, Central

403 Line Drive Circle, Suite A,
Lincoln, NE 68508.

Phone: (402) 474-2255. Fax: (402) 474-2254.

Web: Saltdogs.com.

Twitter: @Saltdogsball.

Facebook.com/Saltdogs.



FRONT OFFICE

Chairman: Jim Abel.

President/GM: Charlie Meyer.

Director, Marketing: Brett Beer.

Director, Operations: Dave Aschwege.

Director, Sales: Steve Zoucha.

Director, Promotions: Alex Hanus.

Dir., Video Production: Cade McFadden.

Ass't Director, Stadium Ops: Dan Busch.

Manager, Ticket Sales: Colter Clarke.

Office Manager: Kaydra Brodine.

Suites Manager: Kayla Reyes.

Dir., Food & Beverage: Chuck LeCorgne.

Asst. Dir., Food & Beverage: Charles Tibbs.

Turf Manager: Jeremy Johnson.

Assistant Turf Manager: Jen Roeber.

FIELD STAFF

Manager: Bobby Brown.

Trainer: Matt Honerman.

Coaches: Tom Carcione, Dan Reichert.

GAME-DAY INFORMATION

Stadium: Haymarket Park.

Year Built: 2001. **Capacity:** 4,500.

Outfield Dimensions: 335-403-325.

Visiting Club Hotel: Graduate Lincoln, 141 N. 9th Street, Lincoln, NE 68508.

Phone: (402) 475-4017. **Web:** GraduateHotels.com/Lincoln.

Broadcaster: Michael Shively.

Games Broadcast: All.

Outlets: KLMS-1480 and ESPN-101.5.

FIELD MANAGER - BOBBY BROWN



2017 Manager of the Year Bobby Brown enters his third season as the manager of the Saltdogs after leading the club to a 6.5-game improvement in 2017 and its first playoff appearance in four seasons. Previously, Brown spent three seasons managing the Amarillo Sox/Thunderheads of the American Association. Under Brown's leadership, Amarillo sold five players to MLB organization from 2013-15, with two of them, OF David Peralta and LHP John Holdzkom, reaching the major leagues.

A native of Van Nuys, Calif., Brown played eight seasons professionally, including two with the Sioux City Explorers (2004-05) and two with the Winnipeg Goldeyes (2001-02) when both teams were in the Northern League. He played collegiately at the University of Oklahoma, and was the left fielder for the Sooners' 1995 squad which reached the College World Series.

Managerial History

Year	Club	League	Affiliate	Level	Record	Finish	Playoffs
2010	Las Cruces	Continental		Ind.	32-15	T-1st (4)	
2012	Abilene	United		Ind.	34-53	5th (6)	
2013	Amarillo	Amer. Assoc.		Ind.	52-48	7th (13)	
2014	Amarillo	Amer. Assoc.		Ind.	37-62	11th (12)	
2015	Amarillo	Amer. Assoc.		Ind.	45-55	T-9th (13)	
2016	Lincoln	Amer. Assoc.		Ind.	52-48	T-6th (12)	
2017	Lincoln	Amer. Assoc.		Ind.	58-41	3rd (12)	Lost Semis

2018 SCHEDULE

Standard home game times:

Mon-Thu 6:45, Fri-Sat 7:05, Sun 1:05.

Other home game times:

Thursday, May 17: 7:05.

Wednesday, August 22: Split DH;

Game 1 11:00 a.m., Game 2 6:45.

Sunday, August 26: 5:05.

July

Sun 1

Tue 3 - Thu 5

Fri 6 - Sun 8

Mon 9 - Wed 11

Fri 13 - Sun 15

Mon 16 - Wed 18

Fri 20 - Sun 22

Tue 24 - Thu 26

Fri 27 - Sun 29

Tue 31

Gary

@ Wichita

@ St. Paul

Kansas City

@ Sioux City

Wichita

Sioux City

@ Kansas City

@ Sioux City

Winnipeg

May

Thu 17 - Sun 20

Tue 22 - Thu 24

Fri 25 - Sun 27

Mon 28 - Thu 31

Sioux City

Wichita

@ Fargo

@ Winnipeg

June

Fri 1 - Sun 3

Mon 4 - Wed 6

Fri 8 - Sun 10

Mon 11 - Thu 14

Fri 15 - Sun 17

Mon 18 - Wed 20

Fri 22 - Sun 24

Tue 26 - Thu 28

Fri 29 - Sat 30

@ Sioux Falls

Fargo

Cleburne

@ Texas

@ Cleburne

St. Paul

Chicago

@ Kansas City

Gary

August

Wed 1 - Thu 2

Fri 3 - Sun 5

Mon 6 - Wed 8

Thu 9 - Sun 12

Tue 14 - Thu 16

Fri 17 - Sun 19

Tue 21 - Wed 22 (DH)

Thu 23 - Sat 25

Sun 26 - Tue 28

Wed 29 - Fri 31

Winnipeg

Sioux Falls

@ Gary

Texas

@ Wichita

@ Texas

Kansas City

@ Cleburne

Texas

Cleburne

September

Sat 1 - Mon 3

@ Chicago

LINCOLN INDEPENDENT YEARLY RESULTS

Year	League	W	L	Pct.	Place	Attendance	Manager
2001	Northern	52	38	.578	T-2nd (8)	240,022	Kash Beauchamp/ Les Lancaster
2002	Northern	55	36	.604	2nd (10)	247,471	Les Lancaster
2003	Northern	41	49	.456	6th (10)	214,839	Tim Johnson
2004	Northern	49	47	.510	5th (10)	204,354	Tim Johnson
2005	Northern	52	44	.542	4th (12)	207,744	Tim Johnson
2006	Amer. Assoc.	65	31	.677	1st (10)	190,873	Tim Johnson
2007	Amer. Assoc.	57	36	.613	1st (10)	193,040	Tim Johnson
2008	Amer. Assoc.	50	45	.526	5th (10)	182,852	Tim Johnson
2009	Amer. Assoc.	49	47	.510	T-4th (10)	172,445	Marty Scott
2010	Amer. Assoc.	51	45	.531	3rd (10)	163,676	Marty Scott
2011	Amer. Assoc.	51	48	.515	6th (14)	157,647	Marty Scott
2012	Amer. Assoc.	41	59	.410	13th (13)	160,986	Chris Miyake
2013	Amer. Assoc.	49	51	.490	8th (13)	177,982	Ken Oberkfell
2014	Amer. Assoc.	54	46	.540	4th (12)	166,503	Ken Oberkfell
2015	Amer. Assoc.	34	66	.340	12th (13)	171,605	Ken Oberkfell
2016	Amer. Assoc.	52	48	.520	T-6th (12)	169,750	Bobby Brown
2017	Amer. Assoc.	58	41	.586	3rd (12)	172,712	Bobby Brown

PLAYOFF HISTORY

Year	Round	Opponent	Result	Year	Round	Opponent	Result
2001	Quarters	Sioux Falls	W 3-1	2009	Semis	Wichita	W 3-2
	Semis	Winnipeg	L 3-1		Finals	Pensacola	W 3-2
2002	Quarters	Winnipeg	L 3-2	2010	Semis	Sioux Falls	L 3-0
2005	Semis	Fargo	L 3-1	2014	Semis	Winnipeg	W 3-2
2006	Semis	St. Paul	L 3-1		Finals	Wichita	L 3-0
2007	Semis	St. Paul	L 3-0	2017	Semis	Wichita	L 3-0

2017 LINCOLN SALTDogs STATISTICS

vs. Cleburne: 9-6 **vs. St. Paul: 2-1** **vs. Texas: 6-4**
vs. Fargo-Moorhead: 5-6 **vs. Salina: 6-0** **vs. Wichita: 4-1**
vs. Gary SouthShore: 4-7 **vs. Sioux City: 6-7** **vs. Winnipeg: 3-3**
vs. Kansas City: 8-5 **vs. Sioux Falls: 5-1**

Player	POS	AVG	G	AB	R	H	2B	3B	HR	RBI	BB	HBP	SO	SB	CS	DP	E
Adams, Trever	IF	.243	39	140	22	34	8	1	8	23	14	4	52	4	5	2	1
Dean, Brent	C	.225	55	173	23	39	5	1	5	19	14	6	36	10	3	4	6
Garia, Chris	OF	.056	5	18	0	1	0	0	0	2	0	6	1	0	0	0	0
Ibarra, Chris	IF	.243	84	304	46	74	12	0	7	37	47	7	64	2	2	10	8
Jacobs, Brandon	OF	.249	97	373	51	93	17	1	12	49	45	3	82	8	1	10	4
Johnson, Matty	OF	.225	50	191	33	43	7	1	4	15	25	5	31	8	5	2	0
Maggio, Nathaniel	IF	.288	49	177	19	51	11	1	7	35	16	2	49	2	0	4	2
Marin, Ivan	IF	.218	78	216	30	47	8	0	0	9	27	2	40	6	3	4	6
Martinez, Juan	IF	.180	15	50	6	9	1	0	3	7	7	0	9	0	0	2	3
Mendonca, Tommy	IF	.291	49	158	22	46	7	1	6	28	7	11	40	1	1	5	7
O'Brien, Brendan	OF	.207	12	29	7	6	0	0	0	1	4	0	8	4	1	0	0
Oduber, Randolph	OF	.286	94	353	47	101	18	0	17	60	18	6	90	3	3	10	2
Ricardo, Dashenko	C	.270	69	248	24	67	7	0	6	29	14	1	79	0	0	8	4
Robbins, Joe	OF	.302	49	169	24	51	12	4	7	23	17	4	41	8	4	1	2
Smith, Curt	IF	.322	95	348	56	112	20	0	11	62	57	8	53	3	0	8	2
Valera, Cesar	IF	.327	98	391	70	128	19	7	4	52	32	15	60	9	4	15	9
Wilke, Creighton	IF	.200	4	10	0	2	1	0	0	1	1	0	2	0	0	0	0

Pitcher	G	GS	CG	IP	H	R	ER	BB	SO	W	L	SV	2B	3B	ERA
Bee, Alex	1	0	0	1.0	0	0	0	0	1	0	0	0	0	0	0.00
Bunda, J.R.	41	0	0	50.2	38	14	14	15	40	10	1	1	9	1	2.49
Crosby, Casey	16	0	0	16.2	11	4	4	12	17	0	0	0	1	1	2.16
Frazier, Parker	4	3	0	12.0	16	12	12	8	7	0	2	0	2	1	9.00
Gomez, Leuris	21	1	0	29.0	37	18	15	7	27	4	3	0	4	2	4.66
Gordon, Derek	19	17	3	114.1	96	46	44	44	97	9	4	0	15	4	3.46
Hornbaker, Nick	1	0	0	1.0	1	0	0	1	0	0	0	0	0	0	0.00
Kourtis, Dimitri	26	3	0	53.0	58	20	25	34	1	2	1	11	1	1	3.40
Laxer, Josh	4	0	0	4.2	7	3	3	2	3	0	0	1	0	0	5.79
Martinez, Fabio	35	0	0	45.0	35	23	20	24	30	2	3	0	6	2	4.00
Martis, Shairon	7	6	0	40.1	30	9	11	32	4	1	0	7	1	0	2.01
McAfee, Brian	6	6	2	43.0	35	8	8	24	4	1	0	4	0	0	1.67
McKendall, Ben	5	4	0	18.2	20	15	12	15	13	1	3	0	5	1	5.79
McPherson, Carson	4	0	0	3.2	4	0	0	4	3	0	0	0	1	0	0.00
McVey, Cameron	36	0	0	33.1	30	10	6	13	48	1	1	3	4	1	1.62
Nootbaar, Nigel	2	0	0	3.0	3	4	4	4	1	0	1	0	0	0	12.00
Orosey, Brad	4	0	0	4.1	6	2	1	2	3	0	0	0	2	1	2.08
Parry, Bennett	13	13	0	79.1	71	19	17	27	62	3	2	0	12	1	1.93
Person, Zac	6	0	0	4.2	8	7	5	7	2	0	2	0	0	1	9.64
Pimentel, Carlos	14	14	1	84.2	84	46	44	26	88	7	4	0	17	4	4.68
Pimentel, Cesilio	11	4	0	30.2	30	18	13	12	31	1	2	0	7	0	3.82
Portland, Matt	8	3	0	20.0	21	16	13	12	22	1	0	0	7	0	5.85
Rowland, Robby	4	4	0	16.1	16	9	8	10	14	2	1	0	5	0	4.41
Smith, Brian	2	2	1	11.2	16	8	6	7	4	0	1	0	4	0	4.63
Wagner, Michael	39	0	0	44.1	42	16	14	17	35	3	3	21	7	1	2.84

All-Time AA Home-Road Record

Year	Home Record	Pct.	Road Record	Pct.
2006	35-13	.729	30-18	.625
2007	31-17	.646	26-19	.577
2008	27-21	.563	23-24	.489
2009	27-21	.563	22-26	.458
2010	28-20	.583	23-25	.479
2011	27-22	.551	24-26	.480
2012	24-26	.480	17-33	.340
2013	28-22	.560	21-29	.420
2014	28-23	.549	26-23	.531
2015	20-30	.400	14-36	.280
2016	25-25	.500	27-23	.540
2017	35-17	.673	23-24	.489
All-Time	335-257	.566	286-306	.483

LINCOLN INDEPENDENT BASEBALL RECORDS

Batting Average	Home Runs	Saves
1. Blake Gailen, 2011	1. Ian Gac, 2014	1. Marshall Schuler, 2014
2. Pichi Balet, 2006	2. Argelis Nunez, 2010	2. R.J. Rodriguez, 2013
3. Evan Tartaglia, 2006	3. Phil Hawke, 2011	3. P.J. Zocchi, 2012
Bryan Warner, 2005	Cory Harris, 2010	4. Evan Reed, 2016
5. Seth Pietsch, 2007	Bryan Warner, 2005	Chris Weidert, 2002
		Chris Weidert, 2001

Runs Scored	RBI	Games Pitched
1. Cory Harris, 2005	1. Bryan Warner, 2005	1. Marshall Schuler, 2014
2. Bryan Warner, 2005	2. Argelis Nunez, 2010	2. Mick Pageler, 2003
3. Dustin Delucchi, 2002	Pichi Balet, 2006	3. Conor Spink, 2015
4. Rafael Alvarez, 2010	4. Bryan Warner, 2006	Adam Daniels, 2009
5. Phil Hawke, 2011	Pichi Balet, 2005	5. Mark Roberts, 2007
Gavin Dickey, 2010		Matt Varner, 2007

Stolen Bases	Hits	Innings Pitched
1. Dustin Delucchi, 2002	1. Bryan Warner, 2005	1. B. Rodaway, 2005
2. Josh Burrus, 2009	2. Cory Harris, 2005	2. Jeff Blitstein, 2006
3. Matt Forgatch, 2014	3. Pichi Balet, 2006	3. J. Gardner, 2009
4. Matt Forgatch, 2013	4. Bryan Warner, 2006	4. J. Gardner, 2007
5. Evan Tartaglia, 2006	5. Seth Pietsch, 2007	5. J. Gardner, 2008

ERA	Doubles	Walks
1. Clay Eason, 2001	1. Cory Harris, 2005	1. Jim Paduch, 2010
2. Bennett Parry, 2017	2. Josh Patton, 2005	2. A. Maestri, 2011
1.92	3. Seth Pietsch, 2007	3. Jim Paduch, 2009
	4. Paul Powell, 2006	4. Moises Melendez, 2013
	5. Rafael Alvarez, 2010	5. Kevin McGovern, 2015
	Albenis Machado, 2005	
	Bryan Warner, 2005	

Wins	Losses	Strikeouts
1. Lindsay Gulin, 2006	1. Jesse Smith, 2015	1. Clay Eason, 2001
2. Jarrett Gardner, 2008	2. Zach Varce, 2014	2. Lindsey Caughel, 2016
3. Several tied with	Mike Zipser, 2005	3. Jim Paduch, 2010
	4. Shairon Martis, 2016	4. Brian Rodaway, 2005
	Kevin McGovern, 2015	5. Ryan Sheldon, 2012
	Stephen Bougher, 2013	
	Justin Edwards, 2012	
	Thomas Palica, 2012	

Triples	Losses
1. Matt Forgatch, 2015	1. Jesse Smith, 2015
2. Cesar Valera, 2017	2. Zach Varce, 2014
7	Mike Zipser, 2005
Evan Tartaglia, 2006	4. Shairon Martis, 2016
6	Kevin McGovern, 2015
Blake Gailen, 2011	Stephen Bougher, 2013
Shawn McGill, 2008	Justin Edwards, 2012
Josh Patton, 2006	Thomas Palica, 2012

All-time AA record - 12 seasons, 611-563, .520 winning pct.

Opponent	Record	Pct.	Opponent	Record	Pct.	Opponent	Record	Pct.
Amarillo	14-12	.539	Kansas City	36-35	.507	St. Paul	81-60	.575
Cleburne	9-6	.600	Laredo	14-14	.500	Shreveport	16-12	.571
Coastal Bend	2-2	.500	Newark	2-1	.667	Sioux City	82-85	.491
El Paso	36-14	.720	New Jersey	4-2	.667	Sioux Falls	82-67	.550
Fargo	22-36	.379	Pensacola	14-8	.636	Texas/G.P.	29-31	.483
Fort Worth	17-11	.607	Quebec	1-3	.250	Trois-Rivieres	3-3	.500
Gary	33-38	.465	Rockland	5-7	.417	Wichita	50-52	.490
Joplin	10-11	.476	St. Joe	21-16	.568	Winnipeg	22-37	.373

ST. PAUL SAINTS

2017 Results: 48-52, 3rd place, North

360 Broadway Street, St. Paul, MN 55101.

Phone: (651) 644-3517. Fax: (651) 644-1627.

Web: SaintsBaseball.com.

Twitter: @StPaulSaints.

Facebook.com/StPaulSaints.



FRONT OFFICE

Owners: Marvin Goldklang, Jeff Goldklang, Dr. Gerald Goldklang, Mike Goldklang, Mike Veeck, Bill Murray, Larry Eagel, Tom Whaley, Alton Phillips.

Chairman: Marv Goldklang.

President: Jeff Goldklang.

Executive V.P./GM: Derek Sharrer.

Executive Vice President: Tom Whaley.

Senior V.P./Assistant GM: Chris Schwab.

Business Manager: Krista Schnelle.

VP/Dir., Media Relations: Sean Aronson.

Dir., Promotions/Marketing: Sierra Bailey.

Dir., Corporate Sales: Tyson Jeffers.

Sr. Account Executive: Mark Jeffrey.

Corp. Sales Mgr.: Zane Heinselman.

Ticket Office Manager: Darion Fletcher.

Director, Operations: Curtis Nachtsheim.

Marketing Services Mgr.: Kelly Hagenson.

Director, Digital Media: Jordan Lynn.

Office Manager: Gina Kray.

Events Manager: Anna Gutknecht.

Head Groundskeeper: Nick Baker.

Community Partnerships: Eddie Coblentz.

FIELD STAFF

Manager: George Tsamis.

Coach: Ole Sheldon.

Pitching Coach: Kerry Ligtenberg.

Trainer: Jason Ellenbecker.

GAME-DAY INFORMATION

Stadium: CHS Field.

Broadcaster: Sean Aronson.

Year Built: 2015. **Capacity:** 7,140.

Games Broadcast: All.

Outfield Dimensions: 330-396-320.

Outlet: Club 1220 AM.

Visiting Club Hotel: Intercontinental St. Paul Riverfront, 11 Kellogg Blvd., St. Paul, MN 55101. **Phone:** (651) 605-6953. **Fax:** (651) 605-6966.

FIELD MANAGER - GEORGE TSAMIS



George Tsamis begins his 15th year as manager of the Saints and 19th overall. He has a career managerial record of 935-776 (.547 winning percentage) and has won three championships, and guided the Saints to the second-best record in league history in 2015.

Tsamis, 49, was drafted in the 15th round by the Minnesota Twins in 1989. He pitched in 41 games for the Twins in 1993, compiling a record of 1-2 with one save.

Managerial History

Year	Club	League	Affiliate	Level	Record	Finish	Playoffs
1999	Waterbury	Northern	--	Ind.	36-50	8th (8)	
2000	Waterbury	Northern	--	Ind.	40-46	6th (8)	Lost Quarters
2001	New Jersey	Northern	--	Ind.	45-45	3rd (6)	Lg. Champions
2002	New Jersey	Northern	--	Ind.	62-27	1st (8)	Lg. Champions
2003	St. Paul	Northern	--	Ind.	52-38	3rd (10)	Lost Semis
2004	St. Paul	Northern	--	Ind.	61-34	1st (10)	Lg. Champions
2005	St. Paul	Northern	--	Ind.	55-40	2nd (12)	Lost Semis
2006	St. Paul	Amer. Assoc.	--	Ind.	54-42	4th (10)	Lost Finals
2007	St. Paul	Amer. Assoc.	--	Ind.	57-39	2nd (10)	Lost Finals
2008	St. Paul	Amer. Assoc.	--	Ind.	42-54	9th (10)	
2009	St. Paul	Amer. Assoc.	--	Ind.	49-47	T-4th (10)	
2010	St. Paul	Amer. Assoc.	--	Ind.	45-51	7th (10)	
2011	St. Paul	Amer. Assoc.	--	Ind.	56-44	3rd (14)	Lost Finals
2012	St. Paul	Amer. Assoc.	--	Ind.	52-48	6th (13)	
2013	St. Paul	Amer. Assoc.	--	Ind.	47-53	9th (13)	
2014	St. Paul	Amer. Assoc.	--	Ind.	48-52	T-6th (12)	
2015	St. Paul	Amer. Assoc.	--	Ind.	73-27	2nd (13)	Lost Semis
2016	St. Paul	Amer. Assoc.	--	Ind.	61-39	T-1st (12)	Lost Semis
2017	St. Paul	Amer. Assoc.	--	Ind.	48-52	7th (12)	

2018 SCHEDULE

Standard home game times:

Monday-Saturday 7:05, Sunday 5:05.

Other home game times:

Monday, May 21: 3:05.

Wednesday, June 13: 1:05.

Monday, July 2: 6:05.

Wednesday, July 11: 1:05.

Wednesday, August 15: 1:05.

Monday, September 3: 11:05 a.m.

May

Fri 18 - Sun 20 @ Gary

Mon 21 - Wed 23 Chicago

Fri 25 - Sun 27 Gary

Mon 28 - Thu 31 @ Texas

June

Fri 1 - Sun 3 @ Cleburne

Mon 4 - Wed 6 @ Wichita

Fri 8 - Sun 10 Sioux Falls

Mon 11 - Wed 13 Fargo

Fri 15 - Sun 17 @ Chicago

Mon 18 - Wed 20 @ Lincoln

Thu 21 - Sun 24 Winnipeg

Mon 25 - Wed 27 Sioux City

Thu 28 - Sat 30 @ Winnipeg

July

Sun 1 @ Winnipeg

Mon 2 Fargo

Tue 3 - Wed 4 @ Fargo

Fri 6 - Sun 8 Lincoln

Mon 9 - Wed 11 Cleburne

Thu 12 - Sun 15 @ Kansas City

Tue 17 - Thu 19 @ Sioux City

Fri 20 - Sun 22 @ Gary

Wed 25 - Thu 26 Wichita

Fri 27 - Sun 29 Texas

Mon 30 - Tue 31 @ Fargo

August

Wed 1 - Thu 2 @ Fargo

Fri 3 - Sun 5 Kansas City

Mon 6 - Wed 8 @ Sioux Falls

Thu 9 - Sun 12 Gary

Mon 13 - Thu 16 Sioux Falls

Fri 17 - Sat 18 Fargo

Mon 20 - Wed 22 @ Sioux Falls

Thu 23 - Sat 25 @ Chicago

Mon 27 - Tue 28 @ Winnipeg

Wed 29 - Fri 31 Chicago

September

Sat 1 - Mon 3 Winnipeg

ST. PAUL INDEPENDENT YEARLY RESULTS

Year	League	W	L	Pct.	Place	Attendance	Manager
1993	Northern	42	29	.592	1st (6)	167,596	Tim Blackwell
1994	Northern	43	36	.544	3rd (6)	241,069	Tim Blackwell
1995	Northern	53	31	.631	1st (6)	258,297	Marty Scott
1996	Northern	45	40	.518	3rd (8)	267,099	Marty Scott
1997	Northern	45	39	.536	4th (8)	240,514	Marty Scott
1998	Northern	40	46	.465	T-4th (8)	272,210	Marty Scott
1999	Northern	38	47	.447	5th (8)	265,818	Marty Scott
2000	Northern	43	43	.500	T-4th (8)	266,206	Marty Scott
2001	Northern	37	53	.411	T-6th (8)	282,613	Doug Sisson
2002	Northern	39	50	.438	7th (10)	294,363	Jim Johnson
2003	Northern	52	38	.578	3rd (10)	266,804	George Tsamis
2004	Northern	61	34	.642	1st (10)	280,375	George Tsamis
2005	Northern	55	40	.579	2nd (12)	283,866	George Tsamis
2006	American Association	54	42	.563	4th (10)	288,171	George Tsamis
2007	American Association	57	39	.594	2nd (10)	297,834	George Tsamis
2008	American Association	42	54	.438	9th (10)	286,796	George Tsamis
2009	American Association	49	47	.510	T-4th (10)	267,398	George Tsamis
2010	American Association	45	51	.469	7th (10)	237,994	George Tsamis
2011	American Association	56	44	.560	3rd (14)	240,206	George Tsamis
2012	American Association	52	48	.520	6th (13)	240,616	George Tsamis
2013	American Association	47	53	.470	9th (13)	239,399	George Tsamis
2014	American Association	48	52	.480	T-6th (12)	248,106	George Tsamis
2015	American Association	73	27	.730	2nd (13)	404,528	George Tsamis
2016	American Association	61	39	.610	T-1st (12)	413,482	George Tsamis
2017	American Association	48	52	.480	7th (12)	406,501	George Tsamis

PLAYOFF HISTORY

Year	Round	Opponent	Result	Year	Round	Opponent	Result
1993	Finals	Rochester	W 3-1	2005	Semis	Gary	L 3-2
1995	Finals	Winnipeg	W 3-1	2006	Semis	Lincoln	W 3-1
1996	Semis	Madison	W 2-0		Finals	Fort Worth	L 3-2
	Finals	Fargo	W 3-0	2007	Semis	Lincoln	W 3-0
1997	Semis	Duluth-Superior	L 3-2		Finals	Fort Worth	L 3-2
1998	Semis	Thunder Bay	W 3-2	2011	Semis	Winnipeg	W 3-2
	Finals	Fargo	L 3-0		Finals	Grand Prairie	L 3-2
2000	Quarters	Duluth-Superior	L 3-1	2015	Semis	Sioux City	L 3-1
2003	Semis	Winnipeg	L 3-2	2016	Semis	Winnipeg	L 3-2
2004	Semis	Fargo	W 3-1		Finals	Schaumburg	W 3-2

SIoux CITY EXPLORERS

2017 Results: 46-54, 4th place, Central

3400 Line Drive, Sioux City, IA 51106.

Phone: (712) 277-9467. Fax: (712) 277-9406.

Web: XsBaseball.com.

Twitter: @SiouxCityXs.

Facebook.com/SiouxCityExplorers.



FRONT OFFICE

Chairman: John Roost.

Director, Ticketing: Connor Ryan.

President: Matt Adamski.

Dir., Stadium Ops.: Brent Recker.

VP/General Manager: Shane Tritz.

Manager, Promotions: Julie Targy.

FIELD STAFF

Manager: Steve Montgomery.

Coach: Matt Passerelle.

Pitching Coach: Bobby Post.

GAME-DAY INFORMATION

Stadium: Mercy Field at Lewis & Clark Park.

Broadcaster: Connor Ryan.

Games Broadcast: All.

Year Built: 1993. **Capacity:** 3,800.

Outlets: KSCJ-1360 AM/KSCJ.com.

Outfield Dimensions: 330-400-330.

Visiting Club Hotel: Delta Hotel, 385 East 4th Street, South Sioux City, NE 68776.

Phone: (402) 494-4000. **Fax:** (402) 494-2550.

FIELD MANAGER - STEVE MONTGOMERY



Steve Montgomery returns to Sioux City after guiding the Explorers to a .555 winning percentage and two playoff appearances in his first four seasons.

Montgomery began his coaching career in 2004 as a pitching coach with the Fargo-Moorhead RedHawks, and from 2005-2009, he also served as the pitching coach for North Dakota State University. In his 10 seasons as the pitching coach, the RedHawks compiled a 590-383 record, resulting in a .606 winning percentage during his tenure.

Montgomery spent nine seasons in professional baseball, playing in the Orioles, Royals, Dodgers and Red Sox organizations, reaching as high as Triple-A in 1997. He also played independent baseball

in the Frontier and Northern Leagues; Montgomery finished his playing career with Fargo-Moorhead from 2001-2003, where he is the team's all-time save leader (47).

Managerial History

Year	Club	League	Affiliate	Level	Record	Finish	Playoffs
2014	Sioux City	Amer. Assoc.	--	Ind.	47-53	8th (12)	
2015	Sioux City	Amer. Assoc.	--	Ind.	75-25	1st (13)	Lost Finals
2016	Sioux City	Amer. Assoc.	--	Ind.	54-46	5th (12)	Lost Semis
2017	Sioux City	Amer. Assoc.	--	Ind.	46-54	9th (12)	

2018 SCHEDULE

Standard home game times:

Monday-Saturday 7:05, Sunday 6:05.

May

Thu 17 - Sun 20 @ Lincoln
 Tue 22 - Thu 24 @ Sioux Falls
Fri 25 - Sun 27 Cleburne
Mon 28 - Thu 31 Kansas City

June

Fri 1 - Sun 3 @ Texas
 Mon 4 - Wed 6 @ Cleburne
Fri 8 - Sun 10 Texas
 Mon 11 - Thu 14 @ Kansas City
 Fri 15 - Sun 17 @ Gary
Tue 19 - Thu 21 Fargo
Fri 22 - Sun 24 Gary
 Mon 25 - Wed 27 @ St. Paul
 Fri 29 - Sat 30 @ Wichita

July

Sun 1 @ Wichita
Mon 2 - Wed 4 Winnipeg
Fri 6 - Sun 8 Wichita
 Mon 9 - Wed 11 @ Chicago
Fri 13 - Sun 15 Lincoln
Tue 17 - Thu 19 St. Paul
 Fri 20 - Sun 22 @ Lincoln
Mon 23 - Thu 26 Cleburne
Fri 27 - Sun 29 Lincoln
 Tue 31 @ Cleburne

August

Wed 1 @ Cleburne
 Thu 2 - Sun 5 @ Texas
Mon 6 - Wed 8 Wichita
Thu 9 - Sun 12 Kansas City
Wed 15 - Thu 16 Chicago
 Fri 17 - Sun 19 @ Winnipeg
 Mon 20 - Wed 22 @ Fargo
Thu 23 - Sat 25 Sioux Falls
 Sun 26 - Tue 28 @ Kansas City
Wed 29 - Fri 31 Texas

September

Sat 1 - Mon 3 @ Wichita

INDEPENDENT YEARLY RESULTS

Year	League	W	L	Pct.	Place	Attendance	Manager
1993	Northern	34	38	.472	T-4th (6)	112,971	Ed Nottle
1994	Northern	52	28	.650	1st (6)	140,224	Ed Nottle
1995	Northern	46	39	.541	3rd (6)	149,770	Ed Nottle
1996	Northern	26	58	.310	8th (8)	147,062	Ed Nottle
1997	Northern	50	34	.595	2nd (8)	134,580	Ed Nottle
1998	Northern	40	46	.465	T-4th (8)	120,114	Ed Nottle
1999	Northern	51	34	.600	1st (8)	118,333	Ed Nottle
2000	Northern	44	41	.517	3rd (8)	105,888	Ed Nottle
2001	Northern	42	48	.467	5th (8)	112,115	Benny Castillo
2002	Northern	46	42	.523	5th (10)	109,355	Benny Castillo
2003	Northern	33	57	.367	10th (10)	91,005	Jay Kirkpatrick
2004	Northern	39	57	.406	8th (10)	120,681	Jay Kirkpatrick
2005	Northern	44	52	.458	9th (12)	113,590	Williams/Shirley
2006	Amer. Assoc.	43	53	.448	7th (10)	88,408	Ed Nottle
2007	Amer. Assoc.	40	56	.417	7th (10)	92,786	Ed Nottle
2008	Amer. Assoc.	52	44	.541	4th (10)	87,616	Les Lancaster
2009	Amer. Assoc.	40	56	.417	T-9th (10)	70,978	Les Lancaster
2010	Amer. Assoc.	49	47	.510	6th (10)	56,428	Les Lancaster
2011	Amer. Assoc.	51	49	.510	7th (14)	64,000	Stan Cliburn
2012	Amer. Assoc.	45	55	.450	T-11th (13)	55,627	Stan Cliburn
2013	Amer. Assoc.	38	62	.380	13th (13)	52,052	Stan Cliburn
2014	Amer. Assoc.	47	53	.470	8th (12)	50,746	Steve Montgomery
2015	Amer. Assoc.	75	25	.750	1st (13)	77,429	Steve Montgomery
2016	Amer. Assoc.	54	46	.540	5th (12)	68,278	Steve Montgomery
2017	Amer. Assoc.	46	54	.460	9th (12)	58,407	Steve Montgomery

PLAYOFF HISTORY

Year	Round	Opponent	Result	Year	Round	Opponent	Result
1994	Finals	Winnipeg	L 3-1	2008	Semis	Sioux Falls	L 3-0
1999	Quarters	Winnipeg	L 3-0	2015	Semis	St. Paul	W 3-1
2002	Quarters	Joliet	W 3-2		Finals	Laredo	L 3-1
	Semis	Winnipeg	L 3-1	2016	Semis	Wichita	L 3-1

2017 SIoux CITY EXPLORERS STATISTICS

vs. Cleburne: 1-2 **vs. Lincoln: 7-6** **vs. Texas: 3-3**
vs. Fargo-Moorhead: 2-5 **vs. Salina: 0-3** **vs. Wichita: 3-1**
vs. Gary SouthShore: 6-6 **vs. St. Paul: 7-6** **vs. Winnipeg: 3-9**
vs. Kansas City: 7-8 **vs. Sioux Falls: 7-5**

Player	POS	AVG	G	AB	R	H	2B	3B	HR	RBI	BB	HBP	SO	SB	CS	DP	E
Alvarez, Brandon	IF	.241	32	58	7	14	3	0	0	5	6	1	21	0	0	1	4
Bennie, Joe	IF	.264	47	178	27	47	9	1	3	14	21	0	56	9	0	2	10
Campana, Tony	OF	.301	96	395	59	119	9	2	1	23	33	2	43	35	13	8	2
Davis, Joel	IF	.236	41	127	12	30	3	0	1	12	14	0	33	2	2	8	6
Flair, Nick	IF	.254	20	63	7	16	4	2	1	9	6	0	17	0	0	0	4
Fortier, Brian	IF	.261	6	23	1	6	2	0	0	5	1	0	5	0	0	0	0
Garcia, Eudor	IF	.308	37	130	14	40	9	1	3	18	7	0	21	0	0	5	7
Gleason, Dre	1B	.273	42	128	8	35	4	0	1	16	12	1	47	1	0	1	3
Gonzalez, Jonathan	C	.200	31	85	9	17	4	0	1	9	8	1	31	2	1	3	6
Jackson, Daniel	C	.214	29	56	5	12	1	0	1	5	10	0	19	0	1	2	2
Kelly, Dylan	C	.294	50	160	16	47	11	0	1	23	17	5	23	2	2	3	2
Lang, Michael	OF	.258	90	349	64	90	15	5	5	42	29	5	78	18	1	3	7
Nogowski, John	1B	.402	34	117	20	47	12	0	4	28	18	3	17	3	1	2	1
Ogle, Tyler	C	.287	68	244	37	70	15	0	12	44	31	6	58	1	2	9	4
Ray, Jayce	OF	.289	93	343	60	99	18	2	6	49	45	4	47	22	2	4	2
Samson, Nate	IF	.302	66	255	43	77	16	3	4	43	20	6	16	12	5	10	7
Vavra, Tanner	IF	.206	49	136	10	28	4	1	0	6	6	3	25	1	1	3	9
Vitters, Josh	IF	.185	50	173	15	32	6	0	2	10	6	2	49	0	1	8	13
Washington, LeVon	OF	.293	98	355	53	104	19	1	12	57	45	3	70	4	3	10	1

Pitcher	G	GS	CG	IP	H	R	ER	BB	SO	W	L	SV	2B	3B	ERA
Eaton, Todd	14	0	0	27.0	31	20	19	7	29	3	0	0	6	1	6.33
Flores, Ryan	44	2	0	78.0	65	45	37	40	93	4	5	2	12	0	4.27
Forsythe, Cody	20	20	1	114.0	135	85	69	42	87	6	8	0	24	8	5.45
Francescon, P.J.	39	0	0	48.2	51	19	16	8	32	4	3	18	9	0	2.96
Heyer, Kurt	11	11	1	47.0	58	38	30	34	32	3	5	0	3	2	5.75
Johnson, Hobbs	22	19	2	115.2	135	73	63	49	90	3	9	2	24	2	4.90
McCanna, Kevin	27	2	1	39.2	38	14	13	21	51	5	0	0	9	1	2.95
Needy, James	3	3	0	15.1	21	5	5	5	20	1	0	0	3	0	2.94
Orosey, Brad	31	0	0	49.2	44	26	24	20	57	3	4	0	2	0	4.35
Pfannenstien, Reed	1	1	0	7.0	4	0	0	3	3	1	0	0	1	0	0.00
Picht, Keith	34	6	0	78.2	75	36	34	41	66	2	4	0	13	1	3.89
Powell, Chris	16	4	0	37.0	45	29	25	11	29	2	3	0	9	1	6.08
Rossmann, Bubby	20	0	0	35.2	35	23	18	23	30	0	2	1	2	0	4.54
Sneed, Kramer	18	18	1	104.1	125	68	65	40	71	6	5	0	17	1	5.61
Vasquez, Mark	3	3	0	7.0	13	10	10	4	5	0	2	0	4	0	12.86
Vernia, Justin	6	6	0	35.1	41	24	24	18	25	3	2	0	10	1	6.11
White, Alex	7	5	0	24.1	31	24	21	13	20	0	2	0	5	1	7.77

All-Time AA Home-Road Record

Year	Home Record	Pct.	Road Record	Pct.
2006	27-21	.563	16-32	.333
2007	19-29	.396	21-27	.438
2008	29-21	.580	23-23	.500
2009	19-29	.396	21-27	.438
2010	27-20	.575	22-27	.449
2011	31-19	.620	19-30	.388
2012	24-26	.480	21-29	.420
2013	21-29	.420	21-29	.420
2014	21-29	.420	26-24	.520
2015	37-13	.740	38-12	.760
2016	32-18	.640	22-28	.440
2017	22-28	.440	24-26	.480
All-Time	305-282	.520	250-288	.467

SIoux CITY INDEPENDENT BASEBALL RECORDS

Batting Average	RBI	Saves			
1. Jose Peguero, 1996	.366	1. Scott Pinoni, 1997	92	1. Brett Reid, 2008	24
2. Lance Robbins, 1994	.356	2. Peter Barrows, 2014	76	2. Jose Flores, 2015	22
3. Nate Samson, 2016	.350	3. Jay Kirkpatrick, 2000	75	3. Sean Kramer, 2005	20
Josh Patton, 1999	.350	4. Noah Perio, 2015	74	4. Derek Fahs, 1999	19
4. Ray Serrano, 2010	.349	Marty Neff, 1998	74	5. P.J. Francescon, 2017	18
		Nolan Lane, 1997	74	Barry Goldman, 1994	18

Runs Scored

1. Michael Lang, 2016	83
2. Matty Johnson, 2015	80
3. Jorge Moreno, 2006	77
4. Jorge Moreno, 2007	76
5. Michael Lang, 2015	75
Desi Wilson, 2004	75

Hits

1. Nate Samson, 2016	137
2. Noah Perio, 2015	129
3. Ryan Court, 2015	122
Jose Peguero, 1996	122
5. Desi Wilson, 2004	121

Doubles

1. Ray Serrano, 2010	34
2. Marty Neff, 1998	33
3. Ray Serrano, 2012	32
4. Nate Samson, 2016	30
Chris Grossman, 2006	30

Triples

1. Michael Lang, 2015	10
Jose Peguero, 1996	10
3. Tim Colwell, 2016	8
4. Nolan Lane, 1997	7
Lance Robbins, 1994	7

Home Runs

1. Kevin Garner, 1997	27
2. Scott Pinoni, 1997	20
3. Jose Moreno, 2006	19
Jay Kirkpatrick, 2000	19
5. Ryan Gripp, 2005	18

Stolen Bases

1. Michael Lang, 2015	45
2. Matty Johnson, 2015	42
3. D. Schermerhorn, 2009	36
Nolan Lane, 1998	36
5. Tony Campana, 2017	35

ERA

1. R. Zimmerman, 2015	1.79
2. David Glick, 2002	1.89
"Oil Can" Boyd, 1994	1.89
4. P. Johnson, 2015	2.08
5. David Trahan, 2011	2.67

Wins

1. Patrick Johnson, 2015	15
2. R. Zimmerman, 2015	14
3. A. Francisco, 2008	12
4. Cody Forsythe, 2016	11
John Straka, 2015	11
Rob Wort, 2015	11
Aaron Jersild, 1997	11
David Harris, 1995	11

Losses

1. Andy Noga, 2013	12
Dusty Bergman, 2008	12
3. Chris Gogolewski, 1996	11
Reese Murdaugh, 1996	11
5. Jason Jarvis, 2013	10
Wes Faust, 2003	10

Games Pitched

1. Eddie Delacruz, 2010	53
2. Jimmer Kennedy, 2014	48
3. Ryan Flores, 2017	44
4. Jimmer Kennedy, 2013	43
5. Rob Wort, 2015	41
Geoff Broussard, 2014	41
Derek Fahs, 1999	41
Richard Grife, 1997	41

Innings Pitched

1. N. Schumacher, 2011	148.2
2. Jason Jarvis, 2012	145.2
3. Billy Keppinger, 2006	142.0
4. C. Swiatkiewicz, 2003	141.1
5. J. Romero, 2001	140.2

Walks

1. Trevor Fox, 2009	82
2. Patrick Johnson, 2014	65
3. Ryan Zimmerman, 2016	63
4. Nick Singleton, 2009	59
5. Chad Povich, 2010	57
Jeff Letourneau, 1994	57

Strikeouts

1. P. Johnson, 2015	132
2. N. Schumacher, 2011	123
3. John Straka, 2015	110
4. Matt Connolly, 1994	107
5. P. Johnson, 2014	106

All-time AA record - 12 seasons, 580-600, .492 winning pct.

Opponent	Record	Pct.	Opponent	Record	Pct.	Opponent	Record	Pct.
Amarillo	8-6	.571	Kansas City	33-30	.524	St. Paul	79-101	.439
Cleburne	1-2	.667	Laredo	5-7	.417	Salina	0-3	.000
Coastal Bend	3-3	.500	Lincoln	85-82	.509	Shreveport	12-9	.571
El Paso	15-17	.469	New Jersey	1-2	.333	Sioux Falls	104-97	.517
Fargo	29-40	.420	Pensacola	3-10	.231	Texas/G.P.	35-18	.660
Fort Worth	13-13	.500	Quebec	1-2	.333	Trois-Rivieres	2-1	.667
Gary	51-41	.554	Rockland	5-2	.714	Wichita	39-59	.398
Joplin	6-3	.667	St. Joe	19-14	.576	Winnipeg	35-39	.473

SIoux FALLS CANARIES

2017 Results: 45-55, 4th place, North

1000 N. West Avenue, Sioux Falls, SD 57104.

Phone: (605) 333-0179. Fax: (605) 333-0139.

Web: SFCanaries.com.

Twitter: @Canaries.

Facebook.com/SFCanaries.



FRONT OFFICE

CEO/Managing Partner: Tom Garrity. Director, Sales: Brian Olthoff.

General Manager: Duell Higbe.

FIELD STAFF

Manager: Mike Meyer. Coaches: Eddie Gerald, Landon Danelson.

Pitching Coach: Ben Moore.

GAME-DAY INFORMATION

Stadium: Sioux Falls Stadium. Broadcaster: J.J. Hartigan.

Year Built: 1964. Capacity: 4,462. Games Broadcast: All.

Outfield Dimensions: 313-410-312. Webcast: KWSN-1230 AM, kwsn.com.

Visiting Club Hotel: Sheraton Sioux Falls, 1211 N. West Avenue, Sioux Falls, SD 57104.

Phone: (605) 988-9895. Fax: (605) 339-7852.

FIELD MANAGER - MIKE MEYER



Mike Meyer begins his second season with the Canaries after leading the team to its best record in five seasons in 2017.

Meyer is no stranger to Sioux Falls, serving as the club's pitching coach from 2007-2014, helping the Birds hoist the American Association championship trophy in 2008, and being part of a North Division title-winning squad in 2010. Most recently, Meyer served as hitting coach in 2015 and 2016 for the Laredo Lemurs, who put together a combined 115-85 record and a 2015 American Association championship in 2015.

Prior to his professional coaching career, Meyer played collegiately at the University of Arizona before being selected in the 23rd round of the 2000 draft by the St. Louis Cardinals. Meyer reached High-A before joining the Independent ranks, hurling 374.2 innings for the St. Paul Saints from 2004-2006.

Managerial History

Year	Club	League	Affiliate	Level	Record	Finish	Playoffs
2017	Sioux Falls	Amer. Assoc.	--	Ind.	45-55	10th (12)	

2018 SCHEDULE

Standard home game times:

Mon-Fri 7:05, Sat 6:05, Sun 1:05.

Other home game times:

Wednesday, June 13: 12:05.

Wednesday, August 8: 12:05.

May

Fri 18 - Sun 20

Tue 22 - Thu 24

Fri 25 - Sun 27

Mon 28 - Wed 30

Chicago

Sioux City

@ Winnipeg

@ Fargo

June

Fri 1 - Sun 3

Mon 4 - Wed 6

Fri 8 - Sun 10

Mon 11 - Thu 14

Fri 15 - Sun 17

Tue 19 - Thu 21

Fri 22 - Sun 24

Tue 26 - Thu 28

Fri 29 - Sat 30

Lincoln

@ Chicago

@ St. Paul

Chicago

Winnipeg

@ Wichita

Texas

@ Cleburne

@ Texas

July

Sun 1 @ Texas

Mon 2 - Wed 4 @ Kansas City

Fri 6 - Sun 8 Gary

Mon 9 - Thu 12 @ Winnipeg

Fri 13 - Mon 16 Fargo

Tue 17 - Thu 19 Winnipeg

Fri 20 - Sun 22 @ Chicago

Mon 23 - Wed 25 @ Gary

Fri 27 - Sun 29 Wichita

Tue 31 Kansas City

August

Wed 1 - Thu 2 Kansas City

Fri 3 - Sun 5 @ Lincoln

Mon 6 - Wed 8 St. Paul

Thu 9 - Sun 12 Fargo

Mon 13 - Thu 16 @ St. Paul

Fri 17 - Sun 19 @ Gary

Mon 20 - Wed 22 St. Paul

Thu 23 - Sat 25 @ Sioux City

Mon 27 - Tue 28 Cleburne

Wed 29 - Fri 31 Gary

September

Sat 1 - Mon 3 @ Fargo

SIoux FALLS INDEPENDENT YEARLY RESULTS

Year	League	W	L	Pct.	Place	Attendance	Manager
1993	Northern	34	38	.472	T-4th (6)	86,167	Frank Verdi
1994	Northern	47	33	.588	2nd (6)	99,754	Frank Verdi/ Harry Stavrenos
1995	Northern	38	46	.452	T-4th (6)	102,328	Dick Dietz
1996	Northern	44	40	.524	4th (8)	100,958	John Zizzo
1997	Northern	31	53	.369	8th (8)	104,546	Tommy Thompson/ Ken Medlock
1998	Northern	35	51	.407	T-6th (8)	117,015	Mike Burton
1999	Northern	37	48	.435	7th (8)	118,765	Mike Burton
2000	Northern	34	52	.395	8th (8)	144,788	Doc Edwards
2001	Northern	55	31	.611	1st (8)	123,821	Doc Edwards
2002	Northern	41	49	.456	6th (10)	125,077	Doc Edwards
2003	Northern	37	51	.420	8th (10)	117,937	Doc Edwards
2004	Northern	33	63	.344	9th (10)	109,192	Doc Edwards
2005	Northern	35	60	.378	12th (12)	118,611	Mike Pinto
2006	Amer. Assoc.	34	62	.354	10th (10)	120,536	Mike Pinto
2007	Amer. Assoc.	53	43	.552	5th (10)	144,025	Steve Shirley
2008	Amer. Assoc.	60	36	.625	T-1st (10)	150,837	Steve Shirley
2009	Amer. Assoc.	40	56	.417	T-9th (10)	132,529	Steve Shirley
2010	Amer. Assoc.	63	33	.656	1st (10)	86,518	Steve Shirley
2011	Amer. Assoc.	42	57	.425	13th (14)	76,549	Steve Shirley
2012	Amer. Assoc.	45	55	.450	T-11th (13)	130,541	Steve Shirley
2013	Amer. Assoc.	42	58	.420	11th (13)	161,131	Steve Shirley
2014	Amer. Assoc.	33	67	.330	12th (12)	139,784	Steve Shirley
2015	Amer. Assoc.	39	60	.394	11th (13)	132,280	Chris Paterson
2016	Amer. Assoc.	40	60	.400	10th (12)	125,591	Chris Paterson/ Shelby Ford
2017	Amer. Assoc.	45	55	.450	10th (12)	113,506	Mike Meyer

PLAYOFF HISTORY

Year	Round	Opponent	Result	Year	Round	Opponent	Result
2001	Quarters	Lincoln	L 3-1	2010	Semis	Lincoln	W 3-0
2008	Semis	Sioux City	W 3-0		Finals	Shreveport	L 3-0
	Finals	Grand Prairie	W 3-1				

2017 SIOUX FALLS CANARIES STATISTICS

vs. Cleburne: 5-1	vs. Lincoln: 1-5	vs. Texas: 5-2
vs. Fargo-Moorhead: 3-10	vs. St. Paul: 9-5	vs. Wichita: 2-4
vs. Gary SouthShore: 6-5	vs. Salina: 5-1	vs. Winnipeg: 2-11
vs. Kansas City: 2-4	vs. Sioux City: 5-7	

Player	POS	AVG	G	AB	R	H	2B	3B	HR	RBI	BB	HBP	SO	SB	CS	DP	E
Coffman, Cody	C	.087	8	23	1	2	0	0	0	1	2	0	9	0	0	2	2
DeVinny, Tanner	C	.000	3	5	0	0	0	0	0	0	0	0	3	0	0	0	0
Falsetti, Michael	C	.210	57	176	26	37	12	1	2	11	24	2	57	0	2	3	6
Fiala, Patrick	IF	.265	67	245	28	65	17	2	5	30	21	8	50	1	1	1	11
Gretz, Aaron	C	.244	65	221	27	54	11	2	3	22	34	2	37	1	0	7	2
Guinn, B.J.	IF	.213	38	141	13	30	4	0	1	10	10	0	29	0	1	5	4
Henry, Jabari	OF	.302	84	324	71	98	13	1	29	72	48	8	74	1	0	11	2
Jacobs, Chris	IF	.293	95	362	45	106	18	0	21	63	47	4	121	2	0	8	11
Marr, Brett	IF	.225	59	213	34	48	6	1	2	13	26	5	51	9	0	3	7
Mele, Louis	IF	.247	23	89	9	22	4	0	2	7	6	1	26	1	2	1	3
Morrison, Ty	OF	.289	80	311	53	90	18	1	10	47	31	9	77	21	6	6	5
Motl, Dan	OF	.256	93	320	52	82	14	9	0	41	38	11	93	37	4	7	0
Popkins, David	OF	.107	7	28	0	3	1	0	0	2	2	0	15	0	0	0	0
Reynolds, Burt	OF	.283	96	389	61	110	24	0	16	68	36	4	110	34	6	6	9
Schmit, Blake	IF	.274	92	354	54	97	10	2	4	44	28	13	53	20	7	9	13
Taylor, Jake	IF	.136	7	22	3	3	1	0	1	3	6	0	10	0	0	1	0
Vavra, Tanner	IF	.179	37	123	15	22	0	1	3	8	9	6	25	3	0	4	7
Wolfe, Tyler	IF	.236	26	89	17	21	4	2	3	12	15	0	31	2	1	5	11

Pitcher	G	GS	CG	IP	H	R	ER	BB	SO	W	L	SV	2B	3B	ERA
Bircher, Joe	20	20	0	125.1	135	69	64	42	87	5	6	0	28	1	4.60
Blank, Nicco	39	0	0	45.0	37	27	25	27	52	2	2	1	8	0	5.00
Ferrell, Josh	15	0	0	19.0	24	16	16	16	20	2	3	0	6	1	7.58
Hellquist, Bo	14	6	0	50.1	49	24	21	21	28	4	2	0	8	1	3.76
Inman, Jeff	8	0	0	8.0	12	11	10	3	3	0	1	0	6	0	11.25
Jones, James	36	0	0	42.0	32	12	12	17	47	3	3	2	6	1	2.57
Kunik, Neal	3	0	0	7.2	5	3	2	3	3	0	0	0	1	0	2.35
Marks, Troy	19	19	1	100.1	133	71	63	26	68	3	8	0	27	1	5.65
Morrow, Bryce	20	16	0	91.0	124	69	62	29	60	2	6	0	28	3	6.13
Nordgren, Miles	19	19	3	116.1	159	76	64	28	44	5	8	0	34	4	4.95
Ortega, Jose	45	1	0	46.2	46	28	25	23	44	4	8	17	6	0	4.82
Thompson, Dylan	41	0	0	46.2	56	25	19	18	38	3	4	0	11	1	3.66
Woeck, Andrew	40	0	0	51.1	49	19	18	19	62	4	1	3	8	2	3.16
Wood, Grady	19	19	3	132.2	108	49	40	24	117	8	3	0	15	0	2.71

All-Time AA Home-Road Record

Year	Home Record	Pct.	Road Record	Pct.
2006	19-29	.396	15-33	.313
2007	27-21	.563	26-22	.542
2008	36-12	.750	24-24	.500
2009	22-26	.458	18-30	.375
2010	39-9	.813	24-24	.500
2011	23-27	.460	19-30	.388
2012	28-22	.560	17-33	.340
2013	21-29	.420	21-29	.420
2014	21-28	.429	12-39	.235
2015	16-34	.320	23-26	.469
2016	23-27	.460	17-33	.340
2017	24-27	.471	21-28	.429
All-Time	299-291	.507	237-351	.403

SIOUX FALLS INDEPENDENT BASEBALL RECORDS

Batting Average	RBI	Saves
1. Beau Torbert, 2010 .394	1. Beau Torbert, 2010 100	1. Kris Regas, 2008 30
2. Will Smith, 2007 .367	2. R. Abercrombie, 2010 90	2. Aaron Cotter, 2005 25
3. C. Peterson, 2001 .364	3. Cesar Nicolas, 2012 82	3. Jerrod Fuell, 2007 23
4. Chris Powell, 1994 .357	4. Tim Pahuta, 2013 79	4. Alan DeRatt, 2013 22
5. Frank Valdez, 1995 .356	5. Brandon Sing, 2010 73	5. M. Montgomery, 2005 18

Runs Scored	Stolen Bases	Games Pitched
1. R. Abercrombie, 2010 89	1. Ralph Santana, 2006 40	1. George Sherrill, 2001 48
2. G. Richardson, 2008 88	2. Dan Motl, 2017 37	2. Jose Ortega, 2017 45
3. Brandon Sing, 2010 87	3. Mike Dumas, 1996 36	3. Josh Ferrell, 2016 43
4. Joe Anthonson, 2010 81	4. Mike Dumas, 1997 35	Kyle Mertins, 2012 43
5. Beau Torbert, 2010 79	5. Burt Reynolds, 2017 34	Dan Cooper, 2012 43
	R. Abercrombie, 2010 34	John Wesley, 2005 43

Hits	ERA	Innings Pitched
1. Beau Torbert, 2010 155	1. Rob Andrackin, 1994 1.12	1. Ben Moore, 2013 155.1
2. N. Van Stratten, 2013 143	2. Grady Wood, 2017 2.21	Kyle Ruwe, 2013 155.1
3. C. Peterson, 2001 136	3. Jamie Ybarra, 1994 2.31	3. Ben Moore, 2011 145.0
4. Felix Pagan, 2001 127	4. Joe Bircher, 2016 2.54	4. Kyle Ruwe, 2014 143.0
5. Brian Humphries, 2015 126	5. Rich Hyde, 1996 2.72	5. Rich Hyde, 2000 140.1

Doubles	Wins	Walks
1. Beau Torbert, 2010 38	1. Ben Moore, 2011 13	1. Ryan Shaver, 2010 64
2. Chad Hermansen, 2006 35	Ryan Ford, 2008 13	2. Matt Wickswat, 2014 60
3. Jose Viera, 2002 34	3. Ryan Rodriguez, 2010 12	3. Adam Champion, 2013 58
4. Felix Pagan, 2001 33	Pat Mahomes, 2007 12	4. Chris Salberg, 2011 57
5. Brandon Sing, 2010 32	Scott Martin, 2001 12	5. Chris Salberg, 2010 55
Abner Arroyo, 2006 32		

Triples	Losses	Strikeouts
1. N. Van Stratten, 2013 14	1. Jeremy Strawn, 2015 13	1. Ben Moore, 2011 144
2. Dan Motl, 2017 9	2. Adam Champion, 2013 11	2. Ben Moore, 2013 131
Patrick Reilly, 2008 9	3. S. Bougher, 2016 10	3. Ben Moore, 2010 126
T. Pendergrass, 2003 9	Peter Gehle, 2012 10	4. Grady Wood, 2017 117
5. T. Pendergrass, 2002 7	Brandon Rapoza, 2011 10	5. Pat Mahomes, 2007 109
Chris Powell, 1994 7	Ryan Ford, 2009 10	Jamie Ybarra, 1994 109
	Micah Posey, 2007 10	

Home Runs
1. Jabari Henry, 2017 29
Tim Pahuta, 2013 29
3. Brandon Sing, 2010 27
J. Swinton, 2001 27
5. Brandon Sing, 2011 24
Beau Torbert, 2010 24

All-time AA record - 12 seasons, 536-632, .459 winning pct.

Opponent	Record	Pct.	Opponent	Record	Pct.	Opponent	Record	Pct.
Amarillo	7-13	.350	Kansas City	16-26	.381	St. Paul	82-102	.446
Cleburne	5-1	.833	Laredo	5-15	.250	Salina	5-1	.833
Coastal Bend	0-6	.000	Lincoln	67-82	.450	Shreveport	9-5	.643
El Paso	20-9	.689	New Jersey	1-2	.333	Sioux City	97-104	.483
Fargo	33-53	.384	Pensacola	9-6	.600	Texas/G.P.	20-21	.488
Fort Worth	10-11	.476	Quebec	5-2	.714	Trois-Rivieres	1-2	.333
Gary	36-38	.487	St. Joe	26-18	.591	Wichita	43-51	.458
Joplin	3-3	.500				Winnipeg	36-70	.340

TEXAS AIRHOGS

2017 Results: 43-57, 3rd place, South

Mailing Address: 1600 Lone Star Parkway, Grand Prairie, TX 75050.

Phone: (972) 504-9383.

Fax: (972) 237-9154.

Web: AirHogsBaseball.com.

Twitter: @TXAirHogs. **Facebook.com:** GPAirHogs.



FRONT OFFICE

President/GM: J.T. Onyett.

Digital Marketing: Molly Onyett.

Directors, Business Development:

George Howington, Nate Gutierrez, Tim Costello.

FIELD STAFF

Manager: John McLaren.

Clubhouse Manager: Mason Steinberger.

GAME-DAY INFORMATION

Stadium: AirHogs Stadium.

Year Built: 2008. **Capacity:** 4,500.

Outfield Dimensions: 355-429-355.

Visiting Club Hotel: Country Inn & Suites, 2050 N. Hwy. 360, Grand Prairie, TX 75050.

Telephone: (972) 988-8989.

Broadcaster: Joey Zanaboni.

Games Broadcast: All.

Webcast: AirHogsBaseball.com.

FIELD MANAGER - JOHN McLAREN



Former Major League manager John McLaren enters his first season as the AirHogs' skipper.

Most recently, McLaren managed Team China in the 2017 World Baseball Classic, after serving as the Philadelphia Phillies' catching coach in 2016. He also managed the Italian national team in international competitions between 2010 and 2015.

The Galveston, Texas, native served as the Washington Nationals' bench coach and interim manager in 2010, and as the Seattle Mariners' manager in 2007 and 2008. McLaren has also

served as a big-league coach with Toronto, Cincinnati, Boston, Seattle and Tampa Bay, and as a scout in the Washington, Tampa Bay and Oakland organizations.

He spent eight seasons as a manager in the Toronto Blue Jays organization, following a seven-year playing career in the Houston Astros organization which saw him reach as high as Triple-A.

Managerial History

Year	Club	League	Affiliate	Level	Record	Finish	Playoffs
1978	Medicine Hat	Pioneer	Toronto	Rookie	28-40	7th/8	
1979	Utica	NY-Penn	Toronto	SS-A	25-41	8th/8	
1980	Medicine Hat	Pioneer	Toronto	Rookie	16-54	8th/8	
1981	Kinston	Carolina	Toronto	Hi-A	72-68	3rd/8	Lost Semis
1982	Kinston	Carolina	Toronto	Hi-A	76-59	4th/8	
1983	Knoxville	Southern	Toronto	AA	64-82	8th/10	
1984	Knoxville	Southern	Toronto	AA	70-75	7th/10	Lost Finals
1985	Knoxville	Southern	Toronto	AA	79-64	2nd/10	Lost Semis
2007	Seattle	American		MLB	43-41	T-5th/14	
2008	Seattle	American		MLB	25-47		

2018 SCHEDULE

Standard home game times:

Monday-Saturday 7:05, Sunday (May-June) 2:05, (July-Sept.) 6:05

Other home game times:

Tuesday, May 22: 11:05 a.m.

Wednesday, May 23: 11:05 a.m.

Thursday, May 31: 11:05 a.m.

Tuesday, July 3: 5:35 p.m.

July

Day	Opponent	Time
Sun 1	Sioux Falls	@ Cleburne
Mon 2	Cleburne	@ Cleburne
Tue 3	Kansas City	@ Gary
Wed 4	Chicago	@ Wichita
Thu 5 - Sat 7	Chicago	@ Kansas City
Mon 9 - Wed 11	Chicago	@ Winnipeg
Thu 12 - Sun 15	Chicago	@ St. Paul
Mon 16 - Wed 18	Gary	@ Gary
Fri 20 - Sun 22	Gary	@ Gary
Tue 24 - Thu 26	Gary	@ Gary
Fri 27 - Sun 29	Gary	@ Gary
Tue 31	Gary	@ Gary

May

Day	Opponent	Location
Fri 18 - Sun 20	Fargo	@ Fargo
Mon 21 - Wed 23	Winnipeg	@ Winnipeg
Fri 25 - Sun 27	Winnipeg	@ Winnipeg
Mon 28 - Thu 31	St. Paul	@ St. Paul

June

Day	Opponent	Location
Fri 1 - Sun 3	Sioux City	@ Sioux City
Tue 5 - Thu 7	Kansas City	@ Kansas City
Fri 8 - Sun 10	Lincoln	@ Lincoln
Mon 11 - Thu 14	Lincoln	@ Lincoln
Fri 15 - Sun 17	Wichita	@ Wichita
Tue 19 - Thu 21	Wichita	@ Wichita
Fri 22 - Sun 24	Wichita	@ Wichita
Tue 26 - Thu 28	Wichita	@ Wichita
Fri 29 - Sat 30	Wichita	@ Wichita

August

Day	Opponent	Location
Wed 1	Gary	@ Gary
Thu 2 - Sun 5	Sioux City	@ Sioux City
Mon 6 - Wed 8	Sioux City	@ Sioux City
Thu 9 - Sun 12	Sioux City	@ Sioux City
Tue 14 - Thu 16	Cleburne	@ Cleburne
Fri 17 - Sun 19	Lincoln	@ Lincoln
Mon 20 - Tue 21	Lincoln	@ Lincoln
Wed 22	Cleburne	@ Cleburne
Thu 23 - Sat 25	Wichita	@ Wichita
Sun 26 - Tue 28	Wichita	@ Wichita
Wed 29 - Fri 31	Wichita	@ Wichita

September

Day	Opponent	Location
Sat 1	Cleburne	@ Cleburne
Sun 2	Cleburne	@ Cleburne
Mon 3	Cleburne	@ Cleburne

TEXAS/GRAND PRAIRIE INDEPENDENT YEARLY RESULTS

Year	League	W	L	Pct.	Place	Attendance	Manager
2008	Amer. Assoc.	56	40	.583	3rd (10)	143,627	Pete Incaviglia
2009	Amer. Assoc.	48	48	.500	T-6th (10)	141,132	Pete Incaviglia
2010	Amer. Assoc.	43	52	.453	8th (10)	124,539	Pete Incaviglia
2011	Amer. Assoc.	64	36	.640	1st (14)	117,861	Ricky VanAsselberg
2012	Amer. Assoc.	53	47	.530	5th (13)	108,236	Ricky VanAsselberg
2013	Amer. Assoc.	54	46	.540	5th (13)	111,195	Ricky VanAsselberg
2014	Amer. Assoc.	40	60	.400	10th (12)	60,747	Ricky VanAsselberg/ Eric Champion
2015	Amer. Assoc.	29	71	.290	13th (13)	52,072	Eric Champion
2016	Amer. Assoc.	34	65	.343	12th (12)	44,282	James Frisbie
2017	Amer. Assoc.	43	57	.430	11th (12)	65,672	Billy Martin Jr.

PLAYOFF HISTORY

Year	Round	Opponent	Result	Year	Round	Opponent	Result
2008	Semis	Fort Worth	W 3-1	2013	Semis	Wichita	L 3-0
	Finals	Sioux Falls	L 3-1				
2011	Semis	Wichita	W 3-1				
	Finals	St. Paul	W 3-2				

2017 TEXAS AIRHOGS STATISTICS

vs. Cleburne: 5-12 vs. Lincoln: 4-6 vs. Sioux Falls: 2-5
 vs. Fargo-Moorhead: 1-3 vs. St. Paul: 0-3 vs. Wichita: 8-11
 vs. Gary: 2-4 vs. Salina: 16-4 vs. Winnipeg: 2-2
 vs. Kansas City: 0-4 vs. Sioux City: 3-3

Player	POS	AVG	G	AB	R	H	2B	3B	HR	RBI	BB	HBP	SO	SB	CS	DP	E
Burl, Earl	OF	.000	2	2	0	0	0	0	0	0	0	0	0	0	0	0	0
Ford, Shelby	C	.250	2	4	0	1	0	0	0	0	0	0	0	0	0	0	0
Grider, Casio	IF	.283	63	247	51	70	11	4	5	23	26	0	54	37	4	6	12
Luce, Jake	OF	.151	18	53	3	8	1	0	0	2	3	1	18	1	1	1	0
Miller, Michael	C	.206	53	180	15	37	7	0	3	13	8	0	28	1	0	6	8
Monger, Cameron	OF	.136	24	81	4	11	3	0	0	2	5	2	37	5	1	0	4
Phipps, Denis	OF	.314	86	315	38	99	18	1	10	58	31	0	68	6	3	10	4
Ragira, Brian	IF	.242	49	165	17	40	6	1	2	17	12	2	28	2	0	12	1
Rondon, Alvaro	IF	.283	86	321	52	91	6	2	1	26	45	1	61	60	7	2	7
Scott, Levi	OF	.300	95	347	38	104	26	5	7	49	46	3	85	6	3	6	4
Sealey, Trevor	IF	.215	94	307	36	66	10	3	1	21	15	9	65	10	8	9	5
Taylor, Jake	IF	.215	55	195	17	42	11	0	0	16	21	1	54	3	0	2	1
Thurber, Charley	OF	.241	58	199	28	48	14	1	6	32	36	1	59	8	2	7	4
Wagner, Ryan	C	.256	76	262	35	67	10	2	3	22	15	15	34	9	2	10	9
Weems, Beamer	IF	.259	93	320	35	83	17	1	8	43	36	11	66	0	1	9	10
Willard, Ryne	IF	.210	76	248	23	52	13	5	1	29	27	0	73	3	3	7	10

Pitcher	G	GS	CG	IP	H	R	ER	BB	SO	W	L	SV	2B	3B	ERA
Blanco, Josh	34	0	0	39.0	37	22	21	11	52	2	2	3	6	3	4.85
Bozeman, T.J.	25	14	0	110.1	95	50	43	45	116	6	6	0	13	2	3.51
Bremer, Tyler	13	13	0	77.0	70	31	29	24	62	4	5	0	11	5	3.39
Contreras, Carlos	7	6	0	33.2	27	19	16	18	35	1	3	0	5	2	4.28
Cotton, Chris	3	0	0	3.1	7	11	5	3	3	0	1	1	1	1	13.50
De La Cruz, Luis	37	0	0	37.2	24	21	18	25	37	1	5	12	2	0	4.30
Drummond, Calvin	2	2	0	14.1	11	5	5	5	12	1	1	0	2	0	3.14
Firth, Scott	16	6	0	49.2	49	32	28	29	46	2	5	0	12	1	5.07
Freeman, Michael	19	15	0	85.2	71	43	35	54	77	4	4	0	12	2	3.68
Gomez, Leuris	10	5	0	40.0	33	17	15	16	23	1	2	0	7	1	3.38
Gomez, Roman	7	2	0	16.0	15	7	7	3	10	1	2	0	6	0	3.94
Hilton, Kevin	11	3	1	34.2	45	21	19	11	30	1	2	0	4	2	4.93
Kubitza, Austin	16	7	0	46.1	61	46	37	30	32	1	4	1	7	1	7.19
Mendoza, Mario	7	1	0	11.0	11	11	11	14	8	1	1	0	3	0	9.00
Morris, Jacob	32	0	0	40.0	34	20	19	30	41	1	3	1	8	4	4.28
Mortensen, Jared	15	10	0	70.0	61	25	20	22	64	8	1	0	8	1	2.57
Murray, Sebastian	2	0	0	3.0	9	6	5	2	2	0	1	0	3	0	15.00
Pope, Mark	4	0	0	3.2	5	3	1	2	1	0	1	0	0	1	2.46
Pratt, Jesse	4	0	0	7.2	8	4	4	4	5	1	0	0	0	0	4.70
Russell, Griffin	3	2	0	9.1	11	8	8	5	7	0	2	0	3	0	7.71
Russell, James	9	9	3	58.0	62	20	18	6	46	3	1	0	16	2	2.79
Tasin, Robert	22	0	0	23.2	18	6	3	9	33	3	1	5	3	1	1.14
Waltrip, Billy	21	5	0	49.0	46	28	21	34	52	1	4	0	8	1	3.86

All-Time AA Home-Road Record

Year	Home Record	Pct.	Road Record	Pct.
2008	31-17	.646	25-23	.521
2009	23-25	.479	25-23	.521
2010	23-25	.479	20-27	.426
2011	33-17	.660	31-19	.620
2012	34-16	.680	19-31	.380
2013	31-18	.633	23-28	.451
2014	16-34	.320	24-26	.480
2015	15-35	.300	14-36	.280
2016	19-31	.380	15-34	.306
2017	30-30	.500	13-27	.325
All-Time	255-248	.507	209-274	.433

TEXAS/GRAND PRAIRIE INDEPENDENT BASEBALL RECORDS

Batting Average	Home Runs	Losses
1. Greg Porter, 2010 .379	1. Burt Reynolds, 2016 23	1. Ben Whitmore, 2015 12
2. Bryan Myrow, 2012 .364	2. Greg Porter, 2010 20	2. T.J. Bozeman, 2015 11
3. Alex Nunez, 2014 .354	3. Andres Rodriguez, 2013 15	Blake Oliver, 2015 11
4. Cesar Nicolas, 2011 .353	Trent Lockwood, 2012 15	4. Griffin Russell, 2016 9
5. David Espinosa, 2010 .351	Andres Rodriguez, 2012 15	Ryan Searle, 2014 9

Runs Scored	RBI	Saves
1. David Espinosa, 2010 86	1. Cesar Nicolas, 2009 103	1. Jon Hunton, 2011 25
2. David Espinosa, 2011 85	2. Greg Porter, 2010 87	2. Patrick Mincey, 2013 24
3. Cesar Nicolas, 2009 83	3. Andres Rodriguez, 2012 81	3. Dakota Watts, 2014 21
4. Greg Porter, 2010 79	4. Cesar Nicolas, 2011 73	4. James Morrison, 2009 20
5. Keanon Simon, 2012 76	5. Jason Botts, 2014 68	5. James Morrison, 2008 19
Aaron Garza, 2009 76	John Alonso, 2011 68	

Hits	Stolen Bases	Games Pitched
1. Greg Porter, 2010 144	1. Casio Grider, 2017 60	1. Ronnie Morales, 2012 55
2. David Espinosa, 2010 127	1. Aaron Garza, 2009 38	2. Patrick Mincey, 2013 50
3. David Espinosa, 2011 125	3. Alvaro Rondon, 2017 37	3. Jon Hunton, 2011 49
4. Keanon Simon, 2012 124	2. Danny Figueroa, 2011 31	James Morrison, 2009 49
5. Jason Botts, 2014 121	3. David Thomas, 2011 29	5. V. DeChristofaro, 2008 47

Doubles	ERA	Innings Pitched
1. Cesar Nicolas, 2009 30	1. Scot Drucker, 2008 2.41	1. John Brownell, 2012 148.0
2. Cesar Nicolas, 2011 29	2. Kieran Mattison, 2008 2.42	2. Ben Whitmore, 2015 142.2
3. Greg Porter, 2010 28	3. Aaron Wilkerson, 2014 3.34	2. Nick DeBarr, 2012 141.0
4. Cody Lenahan, 2016 27	4. T.J. Bozeman, 2017 3.50	3. John Brownell, 2011 139.0
5. Levi Scott, 2017 26	4. John Brownell, 2012 3.64	4. Josh Strawn, 2013 138.2
Andres Rodriguez, 2013 26		
David Thomas, 2011 26		

Triples	Wins	Walks
1. Keanon Simon, 2012 11	1. Josh Rainwater, 2011 14	1. T.J. Bozeman, 2016 66
David Espinosa, 2011 11	2. Nick DeBarr, 2012 12	2. Ryne Tacker, 2010 58
3. David Thomas, 2011 9	3. John Brownell, 2011 11	3. Cody Crowell, 2009 57
4. Mike Conroy, 2009 7	4. Michael Freeman, 2017 54	4. John Brownell, 2012 99
5. David Espinosa, 2010 6	Derek Blacksher, 2013 10	5. Jared Mortensen, 2013 94
	Jason Jennings, 2011 10	Ryne Tacker, 2010 94

Strikeouts
1. T.J. Bozeman, 2017 116
2. John Brownell, 2011 112
3. Matt Green, 2009 100
4. John Brownell, 2012 99
5. Jared Mortensen, 2013 94
Ryne Tacker, 2010 94

All-time record - 10 seasons, 464-522, .471 winning pct.

Opponent	Record	Pct.	Opponent	Record	Pct.	Opponent	Record	Pct.
Amarillo	49-43	.532	Lincoln	31-29	.517	Shreveport	40-30	.571
Cleburne	5-12	.294	Pensacola	34-32	.515	Sioux City	18-35	.340
El Paso	65-51	.560	Newark	5-1	.833	Sioux Falls	20-21	.488
Fargo	7-10	.412	New Jersey	2-1	.667	Trois-Rivieres	3-3	.500
Fort Worth	42-29	.592	Quebec	1-2	.333	Wichita	36-63	.364
Gary	7-13	.350	Rockland	3-1	.750	Winnipeg	4-13	.235
Kansas City	25-26	.490	St. Paul	6-27	.182	Worcester	2-1	.667
Laredo	34-56	.378	Salina	16-4	.800			

WICHITA WINGNUTS

2017 Results: 61-38, 1st place, South

300 South Sycamore, Wichita, KS 67213.

Phone: (316) 264-6887. **Fax:** (316) 264-2129.

Web: WichitaWingnuts.com.

Twitter: @WingnutsICT.

Facebook.com/WichitaWingnuts.



FRONT OFFICE

Owners: Steve Ruud, Nate Robertson, Gary Austerman.

General Manager: Brian Turner.

AGM/Director, Finance: Aaron McMullin.

Manager, Merchandise: Ashley Binder.

Group/Season Tickets: Tyler Harrison.

Director, Stadium Ops.: Kyle Baldwin.

Asst. Marketing Mgr.: Andrew Oblinger.

Marketing/Community: Megan Looper.

Food and Beverage: Greg Read.

FIELD STAFF

Manager: Brent Clevlen.

Coaches: Anthony Capra, Jim Foltz.

GAME-DAY INFORMATION

Stadium: Lawrence-Dumont Stadium.

Broadcaster: Denning Gerig.

Year Built: 1934. **Capacity:** 6,111.

Games Broadcast: All.


Outfield Dimensions: 330-400-330.

Outlets: KGSO 1410-AM.

Visiting Club Hotel: Country Inn & Suites, 7824 E. 32nd St. N., Wichita, KS 67226.

Phone: (316) 634-3900.

FIELD MANAGER - BRENT CLEVLLEN



Former Major Leaguer Brent Clevlen was named the fourth manager in franchise history for the 2018 season

It marks the end of a 16-season playing career for Clevlen, one that included more than 1,700 total hits. The Austin, Texas, native spent six of the last seven seasons with the Wingnuts, becoming the franchise's career leader in virtually every offensive category. In 398 games, Clevlen amassed 513 hits, including 131 doubles and 71 home runs, driving in 312 runs while scoring 315 of his own. Each mark tops the Wingnuts all-time leaderboard.

Clevlen was originally drafted out of high school by the Detroit Tigers in the 2nd round of the 2002 MLB Draft. He spent four years in the Tigers minor league system before making his MLB debut in 2006, homering twice in his third game with Detroit. The outfielder ultimately appeared in 59 Major League games, recording 18 total hits for the Tigers and the Atlanta Braves.

Managerial History

Year	Club	League	Affiliate	Level	Record	Finish	Playoffs
2018	Wichita Wingnuts	AFL	None	AAA	61-38	1st	Playoffs

First season

2018 SCHEDULE

Standard home game times:

Mon-Sat 7:05, Sun 1:05.

Other home game times:

Monday, May 28: 5:05.

Wednesday, July 4: 6:05.

Wednesday, July 11: 11:05 a.m.

Monday, September 3: 2:00.

July

Date	Location
Sun 1	Sioux City
Tue 3 - Thu 5	Lincoln
Fri 6 - Sun 8	@ Sioux City
Mon 9 - Wed 11	Fargo
Thu 12 - Sun 15	Texas
Mon 16 - Wed 18	@ Lincoln
Thu 19 - Sun 22	Cleburne
Wed 25 - Thu 26	@ St. Paul
Fri 27 - Sun 29	@ Sioux Falls
Mon 30 - Tue 31	@ Chicago

May

Fri 18 - Sun 20	Kansas City
Tue 22 - Thu 24	@ Lincoln
Fri 25 - Sun 27	Texas
Mon 28 - Thu 31	Cleburne

June

Fri 1 - Sun 3	@ Kansas City
Mon 4 - Wed 6	St. Paul
Fri 8 - Sun 10	Kansas City
Mon 11 - Thu 14	@ Cleburne
Fri 15 - Sun 17	@ Texas
Tue 19 - Thu 21	Sioux Falls
Fri 22 - Sun 24	@ Fargo
Mon 25 - Wed 27	@ Winnipeg
Fri 29 - Sat 30	Sioux City

August

Wed 1 - Thu 2	@ Chicago
Fri 3 - Sun 5	@ Gary
Mon 6 - Wed 8	@ Sioux City
Fri 10 - Mon 13	@ Cleburne
Tue 14 - Thu 16	Lincoln
Fri 17 - Sun 19	Chicago
Mon 20 - Wed 22	Winnipeg
Thu 23 - Sat 25	@ Texas
Mon 27 - Tue 28	Gary
Wed 29 - Fri 31	@ Kansas City

September

Sat 1 - Mon 3	Sioux City
----------------------	-------------------

WICHITA INDEPENDENT YEARLY RESULTS

Year	League	W	L	Pct.	Place	Attendance	Manager
2008	Amer. Assoc.	45	50	.474	6th (10)	146,408	Kash Beauchamp
2009	Amer. Assoc.	58	38	.604	1st (10)	161,170	Kevin Hooper
2010	Amer. Assoc.	50	46	.521	4th (10)	134,773	Kevin Hooper
2011	Amer. Assoc.	55	45	.550	4th (14)	159,239	Kevin Hooper
2012	Amer. Assoc.	59	41	.590	2nd (13)	152,727	Kevin Hooper
2013	Amer. Assoc.	68	32	.680	1st (13)	147,119	Kevin Hooper
2014	Amer. Assoc.	73	27	.730	1st (12)	147,706	Kevin Hooper
2015	Amer. Assoc.	59	41	.590	3rd (13)	141,837	Kevin Hooper
2016	Amer. Assoc.	61	39	.610	T-1st (12)	150,929	Pete Rose Jr.
2017	Amer. Assoc.	61	38	.616	2nd (12)	157,995	Pete Rose Jr.

PLAYOFF HISTORY

Year	Round	Opponent	Result	Year	Round	Opponent	Result
2009	Semis	Lincoln	L 3-2	2014	Semis	Laredo	W 3-1
2011	Semis	Grand Prairie	L 3-1		Finals	Lincoln	W 3-0
2012	Semis	Laredo	W 3-0	2015	Semis	Laredo	L 3-2
	Finals	Winnipeg	L 3-0	2016	Semis	Sioux City	W 3-2
2013	Semis	Grand Prairie	W 3-0		Finals	Winnipeg	L 3-2
	Finals	Gary	L 3-1	2017	Semis	Gary	W 3-0
					Finals	Winnipeg	L 3-2

2017 WICHITA WINGNUTS STATISTICS

vs. Cleburne: 9-4 **vs. Lincoln: 1-4** **vs. Sioux Falls: 4-2**
vs. Fargo-Moorhead: 4-2 **vs. St. Paul: 1-3** **vs. Texas: 11-8**
vs. Gary SouthShore: 1-2 **vs. Salina: 18-1** **vs. Winnipeg: 4-5**
vs. Kansas City: 7-4 **vs. Sioux City: 1-3**

Player	POS	AVG	G	AB	R	H	2B	3B	HR	RBI	BB	HBP	SO	SB	CS	DP	E
Chavez, Matt	1B	.330	84	330	55	109	16	1	17	84	39	1	85	0	0	4	9
Clevlen, Brent	OF	.302	94	361	77	109	34	1	9	78	51	7	102	4	0	6	2
Fisher, Zac	C	.330	51	185	31	61	12	0	9	40	10	3	32	0	0	4	4
Kain, Harrison	OF	.307	54	218	39	67	10	1	3	31	29	3	37	12	4	4	2
Medina, Martin	C	.314	86	325	51	102	18	0	6	51	35	2	45	4	1	11	9
Mittelstaedt, T.J.	IF	.303	98	350	83	106	23	8	9	75	83	2	84	27	6	3	15
Morris, Jacob	OF	.250	10	40	12	10	3	1	0	4	6	2	12	1	0	1	1
Phillips, Wesley	IF	.188	18	48	7	9	0	0	1	4	6	1	12	0	0	1	2
Prigatano, Richard	OF	.316	95	339	67	107	26	2	8	61	42	12	93	34	4	7	8
Salgado, Brennen	OF	.236	94	348	43	82	8	5	5	45	28	9	96	1	0	8	4
Stringer, Christian	IF	.307	99	398	88	122	17	3	5	44	55	6	50	18	3	6	4
Sullivan, Tyler	OF	.289	22	90	16	26	4	2	0	9	7	1	10	3	3	1	0
Vargas, Leo	IF	.242	99	355	48	86	11	3	4	46	23	4	83	14	7	8	20

Pitcher	G	GS	CG	IP	H	R	ER	BB	SO	W	L	SV	2B	3B	ERA
Boshers, Alex	22	18	3	128.1	134	57	53	22	67	11	4	0	20	5	3.72
Boyle, Austin	35	0	0	38.2	33	12	11	12	44	1	1	1	7	1	2.56
Brown, Tim	10	10	0	57.2	86	45	38	10	29	4	5	0	22	2	5.93
Campbell, James	34	0	0	34.0	40	14	11	7	23	3	1	0	4	2	2.91
Cooper, Jordan	20	19	0	108.2	109	56	48	31	76	8	2	0	22	3	3.98
Devine, Mike	44	0	0	44.0	35	14	11	11	34	3	4	2	7	1	2.25
Goossen-Brown, J.	34	0	0	44.1	29	8	8	16	36	0	1	0	4	0	1.62
Gould, Garrett	11	2	0	26.1	26	14	14	9	19	0	1	0	5	1	4.79
Gutierrez, Danny	4	4	0	16.0	15	6	3	4	11	1	1	0	1	0	1.69
Harvey, Seth	39	0	0	39.0	39	20	20	18	38	2	4	11	13	1	4.62
Kane, Tyler	25	15	0	102.1	101	43	38	28	64	12	1	0	17	3	3.34
Kussmaul, Ryan	23	12	1	82.1	63	30	28	16	97	5	5	4	13	1	3.06
Leesman, Charlie	3	3	0	8.0	12	6	6	2	7	1	1	0	2	0	6.75
Medina, Eddie	17	14	0	90.1	81	35	31	25	68	9	3	0	19	2	3.09
Nading, Chad	2	0	0	1.1	2	3	3	2	2	0	1	0	1	0	20.25
Pratt, Jesse	18	2	0	29.2	43	21	16	5	18	1	1	0	7	0	4.85
Wilson, Jared	11	0	0	12.1	16	9	9	7	10	0	1	0	6	0	6.57

All-Time AA Home-Road Record

Year	Home Record	Pct.	Road Record	Pct.
2008	24-22	.522	21-28	.428
2009	34-14	.708	24-24	.500
2010	30-19	.612	20-27	.426
2011	31-19	.620	24-26	.480
2012	32-19	.628	27-22	.551
2013	37-13	.740	31-19	.620
2014	39-11	.780	34-16	.680
2015	31-20	.608	28-21	.571
2016	33-18	.647	28-21	.571
2017	44-16	.733	17-22	.436
All-Time	335-171	.662	254-226	.529

WICHITA INDEPENDENT BASEBALL RECORDS

Batting Average	Home Runs	Losses
1. Kevin Hooper, 2008 .373	1. C.J. Ziegler, 2013 30	1. Jason Van Skike, 2015 8
2. Brent Clevlen, 2014 .372	2. Kelly Hunt, 2009 21	Daniel Bennett, 2015 8
Greg Porter, 2009 .372	Greg Porter, 2009 21	Ryan Hinson, 2012 8
4. J.M. Richardson, 2011 .360	4. Brent Clevlen, 2014 20	Brad Davis, 2008 8
5. Matt Chavez, 2016 .359	5. John Rodriguez, 2013 19	5. Several tied with 7

Runs Scored	RBI	Saves
1. Jake Kahaulelio, 2013 91	1. C.J. Ziegler, 2013 99	1. Josh Dew, 2013 27
2. C. Stringer, 2017 88	2. John Rodriguez, 2013 86	2. Matt Nevarez, 2014 23
3. Ryan Khoury, 2014 87	J.M. Richardson, 2011 86	3. Frankie Reed, 2016 21
4. John Rodriguez, 2013 85	Greg Porter, 2009 86	4. Josh Dew, 2011 20
5. T.J. Mittelstaedt, 2017 83	5. Matt Chavez, 2017 84	Byron Embry, 2008 20

Hits	Stolen Bases	Games Pitched
1. J.M. Richardson, 2011 140	1. Ryan Khoury, 2012 37	1. Jared Simon, 2012 57
Greg Porter, 2009 140	2. R. Prigatano, 2017 34	Nick Walters, 2012 57
3. John Rodriguez, 2013 138	Kevin Hooper, 2008 34	3. Dustin Pease, 2010 54
4. Brent Clevlen, 2014 134	4. Ryan Khoury, 2014 31	4. Nick Walters, 2013 50
Carlo Testa, 2014 134	5. T.J. Mittelstaedt, 2017 27	5. Daniel Bennett, 2015 49

Doubles	ERA	Innings Pitched
1. Brent Clevlen, 2017 34	1. Nick Singleton, 2010 2.36	1. D. Blacksher, 2012 144.1
2. Brent Clevlen, 2014 33	2. Will Savage, 2009 2.94	2. Ryan Hinson, 2012 137.1
3. C.J. Ziegler, 2013 32	3. Adam Cowart, 2009 3.05	3. Josh Lowey, 2012 133.2
M. Thompson, 2009 32	4. Ryan Kussmaul, 2017 3.06	4. Chris Smith, 2013 132.0
5. Josh Horn, 2011 31	5. Eddie Medina, 2017 3.08	5. Ryan Hinson, 2011 131.2

Triples	Wins	Walks
1. Mike Conroy, 2011 10	1. Josh Lowey, 2012 15	1. Anthony Capra, 2013 59
2. Carlo Testa, 2014 9	2. Tyler Kane, 2017 12	2. Junior Guerra, 2013 58
3. T.J. Mittelstaedt, 2017 8	Alex Boshers, 2016 12	3. Anthony Capra, 2016 55
4. T.J. Mittelstaedt, 2016 6	Jason Van Skike, 2014 12	4. Gabe Medina, 2010 52
Harrison Kain, 2016 6	5. Alex Boshers, 2017 11	Gabe Medina, 2009 52
Mike Conroy, 2012 6	Jon Link, 2014 11	
	Ryan Hinson, 2011 11	
	Nick Singleton, 2011 11	
	Derek Blacksher, 2009 11	

Strikeouts
1. Junior Guerra, 2013 126
2. Anthony Capra, 2013 122
3. Gabe Medina, 2010 116
4. Chris Smith, 2013 112
5. Junior Guerra, 2011 103

All-time AA record - 10 seasons, 589-397, .597 winning pct.

Opponent	Record	Pct.	Opponent	Record	Pct.	Opponent	Record	Pct.
Amarillo	36-19	.654	Laredo	41-21	.661	St. Paul	48-39	.552
Cleburne	9-4	.692	Lincoln	52-50	.510	Salina	18-1	.947
El Paso	30-17	.638	Newark	3-0	1.000	Shreveport	11-8	.579
Fargo	27-14	.659	New Jersey	7-5	.583	Sioux City	59-39	.602
Fort Worth	17-15	.531	Ottawa	3-1	.750	Sioux Falls	51-43	.543
Gary	27-24	.529	Pensacola	7-3	.700	Texas/G.P.	63-36	.636
Joplin	14-11	.560	Quebec	1-2	.667	Winnipeg	14-15	.483
Kansas City	44-28	.611	Rockland	4-0	1.000			

2017 WINNIPEG GOLDEYES STATISTICS

vs. Cleburne: 2-2
 vs. Fargo: 7-8
 vs. Gary: 7-4
 vs. Kansas City: 3-3

vs. Lincoln: 3-3
 vs. St. Paul: 10-7
 vs. Salina: 3-0
 vs. Sioux City: 9-3

vs. Sioux Falls: 11-2
 vs. Texas: 2-2
 vs. Wichita: 5-4

Player	POS	AVG	G	AB	R	H	2B	3B	HR	RBI	BB	HBP	SO	SB	CS	DP	E
Abercrombie, R.	OF	.272	100	404	72	110	11	1	16	82	30	6	110	20	5	6	7
Bergin, David	IF	.323	100	365	74	118	33	2	20	77	55	16	90	0	0	14	1
Bess, Thomas	OF	.500	1	2	0	1	0	0	0	0	0	0	0	0	0	0	0
Blanco, Dominic	C	.000	1	3	0	0	0	0	0	0	0	0	0	3	0	0	0
Brady, Patrick	IF	.000	7	20	0	0	0	0	0	0	1	0	6	0	0	1	1
Darvill, Wes	IF	.309	100	376	53	116	19	2	4	49	28	1	43	30	3	4	15
DeVinny, Tanner	C	.100	13	20	3	2	0	0	1	2	5	1	11	0	0	1	2
Dolshun, Hunter	IF	.292	10	24	5	7	0	0	0	4	3	0	3	0	0	0	0
Ebert, Jordan	IF	.316	48	158	24	50	8	0	2	13	12	2	23	4	1	6	6
Frazier, Andrew	IF	.091	3	11	2	1	1	0	0	0	1	0	1	0	0	1	1
Grider, Casio	IF	.141	24	85	8	12	2	1	0	1	4	0	26	3	2	1	6
Katz, Mason	IF	.268	94	314	55	84	18	2	19	66	43	1	73	2	2	5	8
Pleffner, Shawn	IF	.340	100	391	61	133	30	1	10	76	39	3	62	0	0	6	10
Rohm, David	OF	.279	96	394	64	110	22	3	6	47	47	1	63	3	4	13	5
Romanski, Josh	OF	.324	98	404	74	131	27	0	11	81	46	2	51	10	3	13	3
Sohn, Andrew	IF	.302	96	388	88	117	15	2	11	45	44	6	86	30	6	7	28
Suarez, Alixon	C	.274	29	84	10	23	4	0	0	5	10	2	21	1	0	1	4
Turgeon, Casey	IF	.339	17	62	14	21	5	0	0	10	10	1	12	1	0	1	0

Pitcher	G	GS	CG	IP	H	R	ER	BB	SO	W	L	SV	2B	3B	ERA
Capellan, Victor	50	0	0	50.1	35	8	7	13	75	4	4	5	8	0	1.25
Carl, Edwin	19	19	1	117.1	119	65	60	46	103	9	4	0	24	1	4.60
Chaffee, Ryan	45	0	0	47.0	35	19	17	20	53	3	3	21	6	0	3.26
Cotton, Chris	4	0	0	4.0	5	3	3	2	3	0	0	0	2	0	6.75
Dodson, Zack	21	20	1	124.1	139	84	71	45	98	5	7	0	30	3	5.14
Effertz, Joel	4	0	0	1.1	4	5	3	3	1	0	0	0	2	0	20.25
Lambson, Michael	39	1	0	61.0	66	29	27	12	61	7	3	1	18	1	3.98
Laxer, Josh	6	0	0	6.0	7	5	5	2	4	0	0	0	1	1	7.50
Mathews, Kenny	33	0	0	41.0	36	22	12	20	33	3	2	0	7	0	2.63
McGovern, Kevin	21	21	3	144.1	115	51	41	45	118	13	3	0	23	3	2.56
Minor, Daniel	21	0	0	20.2	20	12	12	4	24	0	0	0	4	1	5.23
Nuding, Zach	12	11	0	63.1	85	55	48	27	22	2	6	0	15	3	6.82
O'Brien, Mikey	23	22	1	131.2	147	80	68	50	80	10	5	0	24	4	4.65
Quintero, Brandon	5	0	0	7.1	11	7	7	2	8	0	1	0	4	0	8.59
Rivera, Joeanthony	7	0	0	6.1	12	8	8	3	3	1	0	0	4	0	11.37
Rosario, Charle	6	6	0	40.1	30	8	6	12	43	3	0	0	2	1	1.34
Rutckyj, Evan	22	0	0	21.0	25	17	13	13	21	2	0	1	5	1	5.57

All-Time AA Home-Road Record

Year	Home Record	Pct.	Road Record	Pct.
2011	33-17	.660	27-23	.540
2012	26-24	.520	29-21	.580
2013	28-22	.560	28-22	.560
2014	30-20	.600	33-17	.660
2015	22-27	.449	25-25	.500
2016	29-21	.580	29-21	.580
2017	36-17	.679	26-21	.553
All-Time	204-148	.580	197-150	.568

WINNIPEG INDEPENDENT BASEBALL RECORDS

Batting Average	RBI	Saves			
1. Terry Lee, 1995	.373	1. Juan Diaz, 2009	90	1. Oscar Montero, 2004	22
2. Brian Duva, 1998	.367	2. Terry Lee, 1996	88	2. Steve Thomas, 2001	20
3. Casey Haerther, 2014	.360	3. Wes Long, 2011	81	3. Matt Davis, 2007	18
Tyler Kuhn, 2014	.360	Tony Chance, 1998	81	4. Chris Kissock, 2014	17
5. C. Cappuccio, 2001	.359	5. Several tied with	80	Patrick Keating, 2013	17
				Jeff Sparks, 1998	17

Runs Scored	Stolen Bases	Games Pitched			
1. Fehlandt Lentini, 2006	93	1. Fehlandt Lentini, 2006	57	1. Brendan Lafferty, 2015	58
2. Terry Lee, 1997	88	2. Brian Duva, 1997	55	2. Brendan Lafferty, 2014	55
3. Fehlandt Lentini, 2007	86	3. Adam Heiser, 2015	44	3. Brendan Lafferty, 2013	53
4. Price Kendall, 2011	83	4. Fehlandt Lentini, 2007	42	4. Brian Beuning, 2008	51
Harry Berrios, 2002	83	5. Ralph Santana, 2005	41	5. Chris Kissock, 2013	50
Brent Sachs, 2002	83	Kevin Dattola, 1995	41		

Hits	ERA	Innings Pitched			
1. Tyler Kuhn, 2014	148	1. Rick Forney, 1999	2.13	1. Ace Walker, 2009	149.0
2. Casey Haerther, 2014	140	2. Rafael Gross, 2003	2.28	Roger Luque, 2004	149.0
3. Fehlandt Lentini, 2006	136	3. B. Madritsch, 2002	2.30	3. Matt Rusch, 2013	144.2
C. Cappuccio, 2001	136	Rafael Gross, 2001	2.30	4. Ace Walker, 2010	141.0
5. Price Kendall, 2011	135	5. Matt Rusch, 2012	2.39	5. Ace Walker, 2012	139.2

Doubles	Wins	Walks			
1. C. Cappuccio, 2001	39	1. Rafael Gross, 2001	14	1. Joel Posey, 2007	65
2. Fehlandt Lentini, 2007	36	2. Rafael Gross, 2003	13	2. Jamie Ybarra, 1997	62
3. P. Scalabrini, 2004	34	3. Nick Hernandez, 2014	12	3. Stephen Flake, 2010	55
4. Fehlandt Lentini, 2006	32	Ace Walker, 2009	12	Matt Jarvis, 1997	55
5. Luis Alen, 2011	30	Shayn Holbrook, 2004	12	Mike Bailey, 1996	55
Jon Weber, 2011	30	Geraldo Padua, 2002	12		

Triples	Losses	Strikeouts			
1. Fehlandt Lentini, 2006	13	1. Chris Salamida, 2010	9	1. B. Madritsch, 2002	153
2. Brent Sachs, 1999	9	Shawn Olney, 1999	9	2. J. Zimmerman, 1997	140
3. Fehlandt Lentini, 2008	8	3. Nate Hernandez, 2015	8	3. K. McGovern, 2016	125
4. Several tied with	7	Peter Gehle, 2013	8	4. Brad Purcell, 2004	119
		Roger Luque, 2005	8	5. Jeff Keppen, 2000	117
		Gregg Press, 1998	8		

Home Runs	
1. Juan Diaz, 2009	29
Sean Hearn, 1998	29
3. Juan Diaz, 2010	24
4. Terry Lee, 1996	23
5. Terry Lee, 1995	22

All-time AA record - 7 seasons, 401-298, .574 winning pct.

Opponent	Record	Pct.	Opponent	Record	Pct.	Opponent	Record	Pct.
Amarillo	18-1	.947	Laredo	11-7	.611	Salina	3-0	1.000
Cleburne	2-2	.500	Lincoln	37-22	.627	Sioux City	39-35	.527
El Paso	2-1	.667	New Jersey	4-2	.667	Sioux Falls	70-36	.660
Fargo	53-53	.500	Ottawa	3-3	.500	Texas/G.P.	13-4	.765
Gary	35-31	.530	Quebec	7-9	.438	Trois-Rivieres	10-5	.667
Joplin	4-6	.400	Rockland	2-1	.667	Wichita	15-14	.517
Kansas City	24-16	.600	St. Paul	56-45	.555			

AMERICAN ASSOCIATION CITIES, 1902-

Amarillo, Texas	2011-2016
Buffalo, N.Y.	1985-1997
Charleston, W.Va.	1952-1960
Cleburne, Texas	2017-
Cleveland, Ohio	1914-1915
Coastal Bend (Robstown, Texas)	2006-2007
Dallas, Texas	1959
Dallas-Fort Worth, Texas	1960-1962
Denver, Colo.	1955-1962, 1969-1992
El Paso, Texas	2006-2013
Evansville, Ind.	1970-1984
Fargo, N.D.	2011-
Fort Worth, Texas	1959, 2006-2011
Gary, Ind.	2011-
Grand Prairie, Texas	2008-
Houston, Texas	1959-61
Indianapolis, Ind.	1902-1962, 1969-1997
Iowa (Des Moines)	1969-1997
Joplin, Mo.	2015-16
Kansas City, Kan./Mo.	1902-1954, 2011-
Laredo, Texas	2012-2016
Lincoln, Neb.	2006-
Louisville, Ky.	1902-1962, 1982-1997
Milwaukee, Wis.	1902-1952
Minneapolis, Minn.	1902-1960
Nashville, Tenn.	1985-1997
New Orleans, La.	1977, 1993-1997
Oklahoma City, Okla.	1962, 1969-1997
Omaha, Neb.	1955-59, 1961-62, 1969-1997
Pensacola, Fla.	2006-2010
Rosemont, Ill.	2018-
St. Joseph, Mo.	2006-2007
St. Paul, Minn.	1902-1960, 2006-
Shreveport, La.	2006-2011
Sioux City, Iowa	2006-
Sioux Falls, S.D.	2006-
Springfield, Ill.	1978-1981
Toledo, Ohio	1902-1913, 1916-1955
Tulsa, Okla.	1969-1976
Wichita, Kan.	1956-1958, 1970-1984, 2008-
Winnipeg, Manitoba	2011-

AMERICAN ASSOCIATION SEASONS IN REVIEW

2006

North Division	W	L	Pct.	GB	Attend.	Manager
Lincoln Saltdogs	65	31	.677	--	190,873	Tim Johnson
St. Paul Saints	54	42	.563	11	288,171	George Tsamis
St. Joe Blacksnakes	49	46	.516	15.5	59,264	Chris Carminucci
Sioux City Explorers	43	53	.448	22	88,408	Ed Nottle
Sioux Falls Canaries	34	62	.354	31	120,536	Mike Pinto
South Division	W	L	Pct.	GB	Attend.	Manager
Fort Worth Cats	56	39	.589	--	177,894	Stan Hough
Shreveport Sports	54	39	.581	1	53,107	Bob Flori
Coastal Bend Aviators	49	47	.510	7.5	85,862	John Harris
Pensacola Pelicans	39	57	.406	17.5	78,755	Kash Beauchamp
El Paso Diablos	33	60	.355	22	155,651	Mike Marshall/ Carlos Sepulveda/ Butch Henry

Semifinals: St. Paul 3 games, Lincoln 1; Fort Worth 3 games, Shreveport 2.

Finals: Fort Worth 3 games, St. Paul 2.

2006 League Leaders

BA: Pichi Balet, Lincoln, .378	HR: Wil Quintana, St. Joe, 21
Runs: Evan Tartaglia, C.B./Lincoln, 80	Wins: Cory Walters, Fort Worth, 14
Hits: Pichi Balet, Lincoln, 136	SO: Cory Walters, Fort Worth, 111
RBI: Pichi Balet, Lincoln, 82	ERA: Lindsay Gulin, Lincoln, 2.10

2006 All-Stars

1B: Pichi Balet, Lincoln	C: Chris Grossman, Sioux City
2B: Alex Llanos, Sioux City	UTIL: Jorge Alvarez, El Paso
3B: Trino Aguilar, Pensacola	LHP: Lindsay Gulin, Lincoln
SS: Carlos Mendoza, Pensacola	RHP: Cory Walters, Fort Worth
OF: Chad Hermansen, Sioux Falls	Relief: Tony Pierce, Pensacola
OF: Wil Quintana, St. Joe	MVP: Pichi Balet, Lincoln
OF: Brian Sprout, St. Paul	Mgr. of the Year: Tim Johnson, Lincoln

2007

North Division	W	L	Pct.	GB	Attend.	Manager
Lincoln Saltdogs	57	36	.613	--	193,040	Tim Johnson
St. Paul Saints	57	39	.594	1.5	297,834	George Tsamis
Sioux Falls Canaries	53	43	.552	5.5	144,025	Steve Shirley
Sioux City Explorers	40	56	.417	18.5	92,786	Ed Nottle
St. Joe Blacksnakes	34	62	.354	24.5	30,244	Al Gallagher
South Division	W	L	Pct.	GB	Attend.	Manager
El Paso Diablos	56	40	.583	--	211,316	Butch Henry
Fort Worth Cats	53	40	.570	1.5	141,330	Stan Hough
Shreveport Sports	47	48	.495	8.5	57,085	Bob Flori
Coastal Bend Aviators	38	54	.413	16	58,715	John Harris
Pensacola Pelicans	39	56	.411	19	92,466	Mac Seibert

Semifinals: St. Paul 3 games, Lincoln 0; Fort Worth 3 games, El Paso 2.

Finals: Fort Worth 3 games, St. Paul 2.

2007 League Leaders

BA: Will Smith, Sioux Falls, .367	HR: Trino Aguilar, Pensacola, 16
Runs: Walter Olmsted, El Paso, 79	Marcel Longmire, St. Paul, 16
Hits: Jorge Alvarez, El Paso, 148	Wins: Pat Mahomes, Sioux Falls, 12
RBI: Jorge Alvarez, El Paso, 91	SO: Charlie Ruud, St. Paul, 110
	ERA: Lenny Bays, Sioux Falls, 2.90

2007 All-Stars

1B: Walter Olmsted, El Paso	C: Marcel Longmire, St. Paul
2B: Josh Patton, Lincoln	Utility: Jorge Alvarez, El Paso
3B: Trino Aguilar, Pensacola	LHP: Joel Kirsten, Fort Worth
SS: Albenis Machado, El Paso	RHP: Pat Mahomes, Sioux Falls
OF: Brian Fryer, Coastal Bend/Fort Worth	Relief: Jerrod Fuell, Sioux Falls
OF: Jorge Moreno, Sioux City	MVP: Jorge Alvarez, El Paso
OF: Seth Pietsch, Lincoln	Mgr. of the Year: Butch Henry, El Paso

2008

North Division	W	L	Pct.	GB	Attend.	Manager
Sioux Falls Canaries	60	36	.625	--	150,837	Steve Shirley
Sioux City Explorers	52	44	.542	8	87,616	Les Lancaster
Lincoln Saltdogs	50	45	.526	9.5	182,852	Tim Johnson
Wichita Wingnuts	45	50	.474	14.5	146,408	Kash Beauchamp
St. Paul Saints	42	54	.438	18	286,796	George Tsamis
South Division	W	L	Pct.	GB	Attend.	Manager
Fort Worth Cats	60	36	.625	--	185,175	Chad Tredaway
Grand Prairie AirHogs	56	40	.583	4	143,627	Pete Incaviglia
El Paso Diablos	43	51	.457	16	182,380	Butch Henry
Pensacola Pelicans	43	53	.448	17	82,999	Mac Seibert
Shreveport Sports	26	68	.277	33	57,975	Terry Bevington/ Eddie Gerald

Semifinals: Sioux Falls 3 games, Sioux City 0; Grand Prairie 3 games, Fort Worth 1.

Finals: Sioux Falls 3 games, Grand Prairie 1.

2008 League Leaders

BA: Kevin Hooper, Wichita, .373	HR: Brandon Sing, Pensacola, 22
Runs: Grant Richardson, Sioux Falls, 88	Wins: Pedro Flores, Fort Worth, 14
Hits: Brian Fryer, Fort Worth, 133	SO: Thad Markray, Shreveport, 110
Kevin Hooper, Wichita, 133	ERA: Nick Singleton, Sioux City, 2.24
RBI: Brandon Sing, Pensacola, 86	

2008 All-Stars

1B: Brandon Sing, Pensacola	C: J.B. Tucker, Grand Prairie
2B: Brennan Herrera, Wichita	Utility: John Allen, Ft. Worth
3B: Grant Richardson, Sioux Falls	LHP: Joel Kirsten, Ft. Worth
SS: Kevin Hooper, Wichita	RHP: Nick Singleton, Sioux City
OF: Brian Fryer, Fort Worth	Relief: Kris Regas, Sioux Falls
OF: Brent Krause, St. Paul	MVP: Beau Torbert, Sioux Falls
OF: Beau Torbert, Sioux Falls	Mgr. of the Year: Steve Shirley, Sioux Falls

2009

North Division	W	L	Pct.	GB	Attend.	Manager
Wichita Wingnuts	58	38	.604	--	161,170	Kevin Hooper
Lincoln Saltdogs	49	47	.510	9	172,445	Marty Scott
St. Paul Saints	49	47	.510	9	267,398	George Tsamis
Sioux City Explorers	40	56	.417	18	70,978	Les Lancaster
Sioux Falls Canaries	40	56	.417	18	132,529	Steve Shirley
South Division	W	L	Pct.	GB	Attend.	Manager
Fort Worth Cats	53	43	.552	--	177,807	Chad Tredaway
Pensacola Pelicans	53	43	.552	--	71,797	Talmadge Nunnari
Grand Prairie AirHogs	48	48	.500	5	141,132	Pete Incaviglia
Shreveport-Bossier Captains	48	48	.500	5	86,635	Ricky VanAsselberg
El Paso Diablos	42	54	.438	11	200,323	Butch Henry

Semifinals: Lincoln 3 games, Wichita 2; Pensacola 3 games, Fort Worth 1.

Finals: Lincoln 3 games, Pensacola 2.

2009 League Leaders

BA: Greg Porter, Wichita, .372	HR: Kelly Hunt, Wichita, 21
Runs: Cesar Nicolas, Grand Prairie, 83	Greg Porter, Wichita, 21
Hits: Greg Porter, Wichita, 140	Wins: Derek Blacksher, Wichita, 11
RBI: Cesar Nicolas, Grand Prairie, 103	SO: Ben Moore, Sioux Falls, 101
	ERA: Kyle Middleton, Pensacola, 1.75

2009 All-Stars

1B: John Allen, Fort Worth	C: Joe Muich, Wichita
2B: Antoin Gray, Pensacola	Utility: Chase Burch, Pensacola
3B: Cesar Nicolas, Grand Prairie	LHP: Brad Davis, Wichita
SS: Josh Horn, Wichita	RHP: Derek Blacksher, Wichita
OF: Brian Fryer, Fort Worth	Relief: Chris Thompson, El Paso/Lincoln
OF: Brent Krause, St. Paul	MVP: Greg Porter, Wichita
OF: Greg Porter, Wichita	Mgr. of the Year: Kevin Hooper, Wichita

2010

North Division	W	L	Pct.	GB	Attend.	Manager
Sioux Falls Pheasants	63	33	.656	--	86,518	Steve Shirley
Lincoln Saltdogs	51	45	.531	12	163,676	Marty Scott
Wichita Wingnuts	50	46	.521	13	134,773	Kevin Hooper
Sioux City Explorers	49	47	.510	14	56,428	Les Lancaster
St. Paul Saints	45	51	.469	18	237,994	George Tsamis
South Division	W	L	Pct.	GB	Attend.	Manager
Shreveport-Bossier Captains	58	37	.611	--	71,468	Ricky VanAsselberg
Pensacola Pelicans	49	46	.516	9	50,608	Talmadge Nunnari
Grand Prairie AirHogs	43	52	.453	15	124,539	Pete Incaviglia
Fort Worth Cats	37	56	.398	20	122,062	Chad Tredaway
El Paso Diablos	31	63	.330	26.5	179,452	Butch Henry

Semifinals: Sioux Falls 3 games, Lincoln 0; Shreveport-Bossier 3 games, Pensacola 2.

Finals: Shreveport-Bossier 3 games, Sioux Falls 0.

2010 All-Stars

1B: Brandon Sing, Sioux Falls
2B: Hector Bernal, El Paso/St. Paul
3B: Trevor Lawhorn, Sioux Falls
SS: David Espinosa, Grand Prairie
OF: Reggie Abercrombie, Sioux Falls
OF: Greg Porter, Grand Prairie
OF: Beau Torbert, Sioux Falls

C: Lou Palmisano, Pensacola
Utility: Chris Garcia, Shreveport
LHP: Chris Salberg, Sioux Falls
RHP: Ben Moore, Sioux Falls
Relief: Aaron Cotter, Sioux Falls
MVP: Beau Torbert, Sioux Falls
Mgr. of the Year: Steve Shirley, Sioux Falls

2010 League Leaders

BA: Beau Torbert, Sioux Falls, .394
Runs: Reggie Abercrombie, Sioux Falls, 89
Hits: Beau Torbert, Sioux Falls, 155
RBI: Beau Torbert, Sioux Falls, 100
HR: Brandon Sing, Sioux Falls, 27
Wins: Ryan Rodriguez, Sioux Falls, 12
SO: Ben Moore, Sioux Falls, 126
ERA: Nick Singleton, Wichita, 2.36

2011

North Division	W	L	Pct.	GB	Attend.	Manager
Winnipeg Goldeyes	60	40	.600	-	275,521	Rick Forney
St. Paul Saints	56	44	.560	4	240,206	George Tsamis
Fargo-Moorhead RedHawks	44	56	.440	16	175,918	Doug Simunic
Sioux Falls Pheasants	42	57	.425	18	76,549	Steve Shirley
Central Division	W	L	Pct.	GB	Attend.	Manager
Wichita Wingnuts	55	45	.550	-	138,865	Kevin Hooper
Gary SouthShore RailCats	54	46	.540	1	157,676	Greg Tagert
Lincoln Saltdogs	51	48	.515	3.5	157,647	Marty Scott
Sioux City Explorers	51	49	.510	4	64,000	Stan Cliburn
Kansas City T-Bones	48	52	.480	7	261,115	Tim Doherty
South Division	W	L	Pct.	GB	Attend.	Manager
Grand Prairie AirHogs	64	36	.640	-	117,861	Ricky VanAsselberg
Fort Worth Cats	48	52	.480	16	108,020	Stan Hough
Shreveport-Bossier Captains	45	55	.450	19	56,910	Vince Moore
Amarillo Sox	44	56	.440	20	138,865	John Harris
El Paso Diablos	37	63	.370	27	172,742	Jorge Alvarez

Semifinals: St. Paul 3 games; Winnipeg 2; Grand Prairie 3 games, Wichita 1.
Finals: Grand Prairie 3 games, St. Paul 2.

2011 All-Stars

1B: Trent Lockwood, Fort Worth
2B: Brad Boyer, Gary SouthShore
3B: Juan Richardson, Wichita
SS: Josh Horn, Wichita
OF: Stephen Douglas, EP/GP
OF: Ryan Patterson, FW/WIC/SP
OF: Ray Sadler, Kansas City
C: Kelley Gullede, Fort Worth
P: Ben Moore, Sioux Falls
Relief: Jon Hutton, Grand Prairie
Defensive POY: Jonathan Van Every, SP
Rookie: Price Kendall, Winnipeg
MVP: Lee Cruz, Amarillo
Mgr. of the Year: Rick Forney, Winnipeg

2011 League Leaders

BA: Blake Gailen, Lincoln, .406
Runs: Fehlandt Lentini, Winnipeg, 98
Hits: Stephen Douglas, Grand Prairie, 160
RBI: Ray Sadler, Kansas City, 100
HR: Brandon Sing, Sioux Falls, 24
Wins: Josh Rainwater, Grand Prairie, 14
SO: Ben Moore, Sioux Falls, 144
ERA: David Trahan, Sioux City, 2.67

2012

North Division	W	L	Pct.	GB	Attend.	Manager
Fargo-Moorhead RedHawks	65	35	.650	-	187,438	Doug Simunic
Winnipeg Goldeyes	55	45	.520	10	285,263	Rick Forney
St. Paul Saints	52	48	.520	13	240,616	George Tsamis
Sioux Falls Pheasants	45	55	.450	20	130,541	Steve Shirley
Central Division	W	L	Pct.	GB	Attend.	Manager
Wichita Wingnuts	59	41	.590	-	152,727	Kevin Hooper
Kansas City T-Bones	51	49	.510	8	260,620	Kenny Hook
Gary SouthShore RailCats	50	50	.500	9	159,837	Greg Tagert
Sioux City Explorers	45	55	.450	14	55,627	Stan Cliburn
Lincoln Saltdogs	41	59	.410	18	160,986	Chris Miyake
South Division	W	L	Pct.	GB	Attend.	Manager
Laredo Lemurs	54	46	.540	-	187,845	Pete Incaviglia
Grand Prairie AirHogs	53	47	.530	1	108,236	Ricky VanAsselberg
El Paso Diablos	47	53	.470	7	181,122	J. Alvarez/T. Johnson
Amarillo Sox	46	54	.460	8	133,380	John Harris

Semifinals: Winnipeg 3 games, Fargo-Moorhead 0; Wichita 3 games, Laredo 0.
Finals: Winnipeg 3 games, Wichita 0.

2012 All-Stars

1B: Bryan Myrow, Grand Prairie
2B: Jake Kahalelio, Wichita
3B: Cesar Nicolas, Sioux Falls
SS: Zach Penprase, Fargo-Moorhead
OF: Nic Jackson, Fargo-Moorhead
OF: Chris Roberson, Winnipeg
OF: Adam Buschini, Amarillo
C: Chris McMurray, GP/Lincoln
P: Josh Lowey, Wichita
Relief: Tom Boleska, Fargo-Moorhead
Defensive POY: Ryan Khoury, Wichita
Rookie: Robert Coe, St. Paul
MVP: Nic Jackson, Fargo-Moorhead
Mgr. of the Year: Tim Johnson, El Paso

2012 League Leaders

BA: Jake Kahalelio, Wichita, .372
Runs: Zach Penprase, Fargo-Moorhead, 95
Hits: Maikol Gonzalez, El Paso, 141
RBI: Nic Jackson, Fargo-Moorhead, 89
HR: Ryan Delgado, Fargo-Moorhead
Wins: Josh Lowey, Wichita, 15
SO: Matthew Rusch, Winnipeg, 113
 Brian Grening, Kansas City, 113
ERA: Matthew Rusch, Winnipeg, 2.40

2013

North Division	W	L	Pct.	GB	Attend.	Manager
Fargo-Moorhead RedHawks	62	38	.620	--	186,091	Doug Simunic
Winnipeg Goldeyes	56	44	.560	6	276,359	Rick Forney
St. Paul Saints	47	53	.470	15	239,399	George Tsamis
Sioux Falls Canaries	42	58	.420	20	161,131	Steve Shirley
Central Division	W	L	Pct.	GB	Attend.	Manager
Wichita Wingnuts	68	32	.680	--	147,119	Kevin Hooper
Gary SouthShore RailCats	58	41	.586	9.5	165,024	Greg Tagert
Lincoln Saltdogs	49	51	.490	19	177,982	Ken Oberkfell
Kansas City T-Bones	40	60	.400	28	265,596	Kenny Hook
Sioux City Explorers	38	62	.380	30	52,052	Stan Cliburn
South Division	W	L	Pct.	GB	Attend.	Manager
Grand Prairie AirHogs	54	46	.540	--	111,195	Ricky VanAsselberg
Laredo Lemurs	52	47	.525	1.5	151,055	Pete Incaviglia
Amarillo Sox	52	48	.520	2	105,798	Bobby Brown
El Paso Diablos	39	61	.390	15	111,230	T. Johnson/C. Lezcano

Semifinals: Gary 3 games, Fargo-Moorhead 1; Wichita 3 games, Grand Prairie 0.

Finals: Gary 3 games, Wichita 1.

2013 All-Stars

1B: C.J. Ziegler, Wichita

2B: Jake Kahalelio, Wichita

3B: Abel Nieves, Wichita

SS: Maikol Gonzalez, El Paso

OF: Nick Van Stratten, Sioux Falls

OF: Brent Clevlen, Wichita

OF: Chris Valencia, Amarillo

C: Brian Peterson, Laredo

DH: John Rodriguez, Wichita

P: Taylor Stanton, Fargo-Moorhead

Relief: Patrick Mincey, Grand Prairie

Defensive POY: Leugim Barroso, S.C.

Rookie: Joe Weik, Amarillo

MVP: C.J. Ziegler, Wichita

Mgr. of the Year: Kevin Hooper, Wichita

2013 League Leaders

BA: Abel Nieves, Wichita, .357

Runs: Jake Kahalelio, Wichita, 91

Hits: Nick Van Stratten, Sioux Falls, 143

RBI: C.J. Ziegler, Wichita, 99

HR: C.J. Ziegler, Wichita, 30

Wins: Alain Quijano, Gary, 12

SO: Ben Moore, Sioux Falls, 131

ERA: Taylor Stanton, Fargo, 2.43

2014

North Division	W	L	Pct.	GB	Attend.	Manager
Winnipeg Goldeyes	63	37	.630	--	258,429	Rick Forney
St. Paul Saints	48	52	.480	15	248,106	George Tsamis
Fargo-Moorhead RedHawks	43	56	.434	19.5	186,306	Doug Simunic
Sioux Falls Canaries	33	67	.330	30	139,784	Steve Shirley
Central Division	W	L	Pct.	GB	Attend.	Manager
Lincoln Saltdogs	54	46	.540	--	166,503	Ken Oberkfell
Gary SouthShore RailCats	53	47	.530	1	164,286	Greg Tagert
Kansas City T-Bones	48	52	.480	6	248,989	John Massarelli
Sioux City Explorers	47	53	.470	7	50,476	Steve Montgomery
South Division	W	L	Pct.	GB	Attend.	Manager
Wichita Wingnuts	73	27	.730	--	147,706	Kevin Hooper
Laredo Lemurs	58	42	.580	15	132,562	Pete Incaviglia
Grand Prairie AirHogs	40	60	.400	33	60,747	Ricky VanAsselberg/ Eric Champion
Amarillo Sox	37	62	.374	35.5	81,834	Bobby Brown

Semifinals: Lincoln 3 games, Winnipeg 2; Wichita 3 games, Laredo 1.

Finals: Wichita 3 games, Lincoln 0.

2014 All-Stars

1B: Casey Haerther, Winnipeg

2B: Travis Denker, Laredo

3B: Abel Nieves, Grand Prairie

SS: Tyler Kuhn, Winnipeg

OF: Drew Martinez, Gary

OF: Brent Clevlen, Wichita

OF: Nick Van Stratten, Laredo

C: Chris McMurray, Wichita

DH: Ian Gac, Lincoln

P: Nick Hernandez, Winnipeg

Relief: Marshall Schuler, Lincoln

Defensive POY: Ryan Khoury, Wichita

Rookie: Jeremy Strawn, Laredo

MVP: Brent Clevlen, Wichita

Manager: Kevin Hooper, Wichita

2014 League Leaders

BA: Brent Clevlen, Wichita, .372

Runs: Daniel Pulfer, Gary, 88

Hits: Drew Martinez, Gary, 153

RBI: Travis Denker, Laredo, 85

HR: Ian Gac, Lincoln, 27

Wins: Jason Van Skike, Wichita, 12

Nick Hernandez, Winnipeg, 12

SO: Patrick Johnson, Sioux City, 106

ERA: Cesar Carrillo, Laredo, 2.80

2015

North Division	W	L	Pct.	GB	Attend.	Manager
St. Paul Saints	74	26	.740	--	404,528	George Tsamis
Winnipeg Goldeyes	47	52	.475	26.5	258,922	Rick Forney
Fargo-Moorhead RedHawks	44	56	.440	30	187,099	Doug Simunic
Sioux Falls Canaries	39	60	.394	34.5	132,280	Chris Paterson
Central Division	W	L	Pct.	GB	Attend.	Manager
Sioux City Explorers	75	25	.750	--	77,429	Steve Montgomery
Kansas City T-Bones	49	50	.495	25.5	232,068	John Massarelli
Gary SouthShore RailCats	45	55	.450	30	165,306	Greg Tagert
Lincoln Saltdogs	34	66	.340	41	171,605	Ken Oberkfell
South Division	W	L	Pct.	GB	Attend.	Manager
Wichita Wingnuts	59	41	.590	--	141,837	Kevin Hooper
Laredo Lemurs	57	43	.570	2	62,517	Pete Incaviglia
Joplin Blasters	55	45	.550	4	65,975	Carlos Lezcano
Amarillo Thunderheads	45	55	.450	14	52,472	Bobby Brown
Grand Prairie AirHogs	29	71	.290	30	52,072	Eric Champion

Semifinals: Sioux City 3 games, St. Paul 1; Laredo 3 games, Wichita 2.

Finals: Laredo 3 games, Sioux City 1.

2015 All-Stars

1B: Angelo Songco, St. Paul

2B: Ryan Court, Sioux City

3B: Josh Mazzola, Winnipeg

SS: Noah Perio, Sioux City

OF: Adam Heisler, Winnipeg

OF: Michael Lang, Sioux City

OF: Denis Phipps, Laredo

C: Vinny DiFazio, St. Paul

DH: Casey Haerther, Winnipeg

P: Patrick Johnson, Sioux City

Relief: Winston Abreu, Joplin

Defensive POY: Matty Johnson, Sioux City

Rookie: Mike Zouzalik, St. Paul

MVP: Vinny DiFazio, St. Paul

Manager: Steve Montgomery, Sioux City

2015 League Leaders

BA: Vinny DiFazio, St. Paul, .361

Runs: Matty Johnson, Sioux City, 80

Hits: Noah Perio, Sioux City, 129

RBI: Vinny DiFazio, St. Paul, 82

Angelo Songco, St. Paul, 82

HR: Josh Mazzola, Winnipeg, 20

Wins: Patrick Johnson, Sioux City, 15

Kramer Sneed, St. Paul, 15

SO: Brandon Mann, Fargo-Moorhead, 157

ERA: Ryan Zimmerman, Sioux City, 1.80

2016

North Division	W	L	Pct.	GB	Attend.	Manager
St. Paul Saints	61	39	.610	--	413,482	George Tsamis
Winnipeg Goldeyes	58	42	.580	3	231,206	Rick Forney
Fargo-Moorhead RedHawks	52	48	.520	9	180,345	Doug Simunic
Sioux Falls Canaries	40	60	.400	21	125,591	Chris Patterson/ Shelby Ford
Central Division	W	L	Pct.	GB	Attend.	Manager
Sioux City Explorers	54	46	.540	--	68,278	Steve Montgomery
Gary SouthShore RailCats	52	48	.520	2	163,519	Greg Tagert
Lincoln Saltdogs	52	48	.520	2	169,750	Bobby Brown
Kansas City T-Bones	42	58	.420	12	213,165	John Massarelli
South Division	W	L	Pct.	GB	Attend.	Manager
Wichita Wingnuts	61	39	.610	--	150,929	Pete Rose Jr.
Laredo Lemurs	57	42	.576	3.5	41,955	Pete Incaviglia
Joplin Blasters	36	64	.360	25	31,001	Gabe Suarez
Texas AirHogs	34	65	.343	26.5	44,282	James Frisbie

Semifinals: Winnipeg 3 games, St. Paul 2; Wichita 3 games, Sioux City 1.

Finals: Winnipeg 3 games, Wichita 2.

2016 All-Stars

1B: David Rohm, Winnipeg	DH: Curt Smith, Lincoln
2B: Brett Wiley, Kansas City	P: Lindsey Caughel, Lincoln
3B: Josh Mazzola, Fargo-Moorhead	Relief: Ryan Rodebaugh, St. Paul
SS: Nate Samson, Sioux City	Defensive POY: Jose Gonzalez, Gary
OF: Willie Cabrera, Joplin/Winnipeg	Rookie: Matt Chavez, Winnipeg
OF: Keury De La Cruz, Fargo-Moorhead	MVP: Nate Samson, Sioux City
OF: Alonzo Harris, St. Paul	Manager: Greg Tagert, Gary SouthShore
C: Luis Alen, Lincoln	

2016 League Leaders

BA: Matt Chavez, Wichita, .359	HR: Dennis Phipps, Laredo 24
Runs: Michael Lang, Sioux City, 83	Burt Reynolds, Texas/Laredo, 24
Hits: Keury De La Cruz, Fargo-Moorhead, 137	Wins: Tyler Alexander, Fargo-Moorhead, 12
RBI: Josh Mazzola, Fargo-Moorhead, 78	Alex Boshers, Wichita, 12
	Mark Hamburger, St. Paul, 12
	SO: Tyler Alexander, Fargo-Moorhead, 156
	ERA: Lindsey Caughel, Lincoln, 2.09

ALUMNI IN THE MAJOR LEAGUES IN 2017

RHP Tim Adleman, Lincoln 2012, El Paso 2012



Used as a starter and out of the bullpen, Adleman led the Reds in strikeouts and innings pitched in 2017. His most impressive outing was on May 26, when he threw eight innings of one-hit baseball to earn the win against Philadelphia. He signed with Korea's Samsung Lions for the 2018 season.

YEAR	CLUB	ERA	W	L	S	G	GS	IP	SO
2016	Cincinnati	4.00	4	4	0	13	13	69.2	47
2017	Cincinnati	5.52	5	11	0	30	20	122.1	108

RHP John Brebbia, Sioux Falls 2014, Laredo 2015



Brebbia was superb in his first big-league season after getting a call-up in May. The Elon University product walked just 11 hitters in 51.2 innings, limiting opposing hitters to a .193 average. He had a string of 15.2 consecutive scoreless innings over 13 appearances between June 24 and August 1.

YEAR	CLUB	ERA	W	L	S	G	GS	IP	SO
2017	St. Louis	2.44	0	0	0	50	0	51.2	51


RHP Junior Guerra, Wichita 2011 & 2013



After an outstanding 2016 season with Milwaukee, Guerra was tabbed as the Brewers' 2017 Opening Day starter. However, he was injured during the game and struggled to regain his 2016 form upon his return, spending time as both a starting pitcher and a reliever.

YEAR	CLUB	ERA	W	L	S	G	GS	IP	SO
2015	Chicago W.S.	6.75	0	0	0	3	0	4.0	3
2016	Milwaukee	2.81	9	3	0	20	20	121.2	100
2017	Milwaukee	5.12	1	4	0	21	14	70.1	67

RHP James Hoyt, Wichita 2012



Hoyt saw significant action out of the bullpen for the World Series champions in 2017, spending most of the season in the big leagues. He was especially effective from July 24 through the end of the season, allowing one earned run in 14 innings of work.

YEAR	CLUB	ERA	W	L	S	G	GS	IP	SO
2016	Houston	4.50	1	1	0	22	0	22.0	28
2017	Houston	4.38	1	0	0	43	0	49.1	66

RHP Brandon Kintzler, St. Paul 2009

One of the American League's top closers with Minnesota, Kintzler was traded to Washington in July, where he served as the team's set-up man during its playoff push. The Nationals rewarded Kintzler for his efforts with a two-year contract after the season.

YEAR	CLUB	ERA	W	L	S	G	GS	IP	SO
2010	Milwaukee	7.36	0	1	0	7	0	7.1	9
2011	Milwaukee	3.68	1	1	0	9	0	14.2	15
2012	Milwaukee	3.78	3	0	0	14	0	16.2	14
2013	Milwaukee	2.69	3	3	0	71	0	77.0	58
2014	Milwaukee	3.24	3	3	0	64	0	58.1	31
2015	Milwaukee	6.43	0	1	0	7	0	7.0	7
2016	Minnesota	3.15	0	2	17	54	0	54.1	35
2017	MIN/WAS	3.03	4	3	29	72	0	71.1	39

LHP James Paxton, Grand Prairie 2010

Paxton emerged as the Mariners' #1 starter, registering career bests and leading the team in wins, strikeouts, and ERA in 2017. He began the season with a bang, throwing three consecutive shutouts. Lefthanded batters hit just .198 against the British Columbia native.

YEAR	CLUB	ERA	W	L	S	G	GS	IP	SO
2013	Seattle	3.45	3	0	0	4	4	24.0	21
2014	Seattle	3.04	6	4	0	13	13	74.0	59
2015	Seattle	3.90	3	4	0	13	13	67.0	56
2016	Seattle	3.79	6	7	0	20	20	121.0	117
2017	Seattle	2.98	12	5	0	24	24	136.0	156

OF David Peralta, Wichita 2012, Amarillo 2013


Peralta's healthy season was a major reason the Diamondbacks returned to the playoffs in 2017, with career highs in hits, doubles and runs scored. He was especially tough against righthanded pitching, with 27 doubles and a .468 slugging percentage.

YEAR	CLUB	AVG	G	H	R	2B	HR	RBI	SB
2014	Arizona	.286	88	94	40	12	8	36	6
2015	Arizona	.312	149	144	61	26	17	78	9
2016	Arizona	.251	48	43	23	9	4	15	2
2017	Arizona	.293	140	154	82	31	14	57	8

RHP Chaz Roe, Laredo 2012

Injured for much of the season, Roe made the most of a September call-up with Tampa Bay, allowing one earned run on four hits in 8.2 innings of work. The righty had been dealt from Atlanta to the Rays in July, making three April appearances with the Braves before going on the D.L.

YEAR	CLUB	ERA	W	L	S	G	GS	IP	SO
2013	Arizona	4.03	1	0	0	21	0	22.1	24
2014	N.Y. Yankees	9.00	0	0	0	3	0	2.0	4
2015	Baltimore	4.14	4	2	0	36	0	41.1	38
2016	BAL/ATL	3.64	2	0	0	30	0	29.2	37
2017	ATL/TB	2.53	0	0	0	12	0	10.2	13

RHP Tanner Scheppers, St. Paul 2009


The Rangers' Opening Day starter in 2014, Scheppers bounced between Triple-A and the disabled list for most of the 2017 season, but made five appearances in the majors in June.

YEAR	CLUB	ERA	W	L	S	G	GS	IP	SO
2012	Texas	4.45	1	1	1	39	0	32.1	30
2013	Texas	1.88	6	2	0	76	0	76.2	59
2014	Texas	9.00	0	1	0	8	4	23.0	17
2015	Texas	5.63	4	1	0	42	0	38.1	32
2016	Texas	4.15	1	1	1	10	0	8.2	5
2017	Texas	6.75	0	1	0	5	0	4.0	5

RHP Max Scherzer, Fort Worth 2007

One of the majors' most dominating hurlers, Scherzer earned his second consecutive Cy Young Award in 2017, and the third of his career. His 2.51 ERA, a career best, was second-lowest in the National League, while his 268 strikeouts ranked first.

YEAR	CLUB	ERA	W	L	S	G	GS	IP	SO
2008	Arizona	3.05	0	4	0	16	7	56.0	66
2009	Arizona	4.12	9	11	0	30	30	170.1	174
2010	Detroit	3.50	12	11	0	31	31	195.2	184
2011	Detroit	4.43	15	9	0	33	33	195.0	174
2012	Detroit	3.74	16	7	0	32	32	187.2	231
2013	Detroit	2.90	21	3	0	32	32	214.1	240
2014	Detroit	3.19	18	5	0	33	33	220.1	252
2015	Washington	2.79	14	12	0	33	33	228.2	276
2016	Washington	2.96	20	7	0	34	34	228.1	284
2017	Washington	2.51	16	6	0	31	31	200.2	268

RHP Chris Smith, Wichita 2013

Smith was a July call-up for the Athletics and appeared as both a starter and a reliever. His second start of the year, on July 18, was his best one, as he limited Tampa Bay to one earned run on three hits in seven innings of work, fanning four.

YEAR	CLUB	ERA	W	L	S	G	GS	IP	SO
2016	Oakland	2.92	0	0	0	13	0	24.2	29
2017	Oakland	6.79	0	4	0	14	9	55.2	31

(MLB stats post-American Association)

RHP Aaron Wilkerson, Grand Prairie 2013-04

Promoted to the majors in September, Wilkerson had a brilliant outing in his second start, earn his first big-league win on the season's last day. In seven innings pitched, the Texan held St. Louis to just one run on two hits, striking out five.

YEAR	CLUB	ERA	W	L	S	G	GS	IP	SO
2017	Milwaukee	3.48	1	0	0	3	2	10.1	7

Other American Association alumni reaching MLB

Player	Position	AA Club	MLB Club
Angel Castro	RHP	Lincoln 2010	Oakland 2015
Aaron Crow	RHP	Fort Worth 2008-09	Kansas City 2011-14
Dane De La Rosa	RHP	El Paso 2009	Tampa Bay 2011-12, L.A. Angels 2013-14
John Holdzkom	RHP	SC 2013, AMA 2013-14	Pittsburgh 2014
Chris Jakubauskas	RHP	Lincoln 2007	SEA 2009, PIT 2010, BAL 2011
Kris Johnson	LHP	Kansas City 2011	Pittsburgh 2013, Minnesota 2014
Chris Martin	RHP	Grand Prairie 2010	Colorado 2014, N.Y. Yankees 2015
Eddy Rodriguez	C	EP 2009, SF 2010	San Diego 2012
Caleb Thielbar	LHP	St. Paul 2011	Minnesota 2013-15

Contracts of AA players sold to Major League organizations

Player	Position	AA Club	MLB Club	Year Sold
Lee Cruz	OF/DH	Amarillo	Baltimore	2011
Cody Evans	RHP	Amarillo	Los Angeles Angels	2011
Cyle Hankerd	OF	Amarillo	Philadelphia	2011
Harrison Kain	OF	Amarillo	Los Angeles Angels	2011
Adam Buschini	INF/OF	Amarillo	San Diego	2012
Cyle Hankerd	OF	Amarillo	Chicago White Sox	2012
Chase Johnson	RHP	Amarillo	Baltimore	2012
David Peralta	OF	Amarillo	Arizona	2013
K.C. Serna	SS	Amarillo	Philadelphia	2013
John Holdzkom	RHP	Amarillo	Pittsburgh	2014
Joe Weik	INF/OF	Amarillo	Los Angeles Angels	2014
Drew Heid	OF	Amarillo	Philadelphia	2015
Jaime Landin	INF	Coastal Bend	St. Louis	2007
Juan Camacho	1B	El Paso	Chicago White Sox	2006
Albenis Machado	INF	El Paso	Chicago Cubs	2006
Rick Rivas	RHP	El Paso	Los Angeles Dodgers	2010
Maikol Gonzalez	INF	El Paso	Los Angeles Dodgers	2011
Zane Chavez	C	El Paso	Baltimore	2012
Marcel Prado	RHP	El Paso	Baltimore	2012
Omar Luna	INF	El Paso	Atlanta	2013
Maikol Gonzalez	INF	El Paso	Los Angeles Angels	2014
Alex Caldera	RHP	Fargo-Moorhead	Miami	2011
C.J. Retherford	INF	Fargo-Moorhead	Los Angeles Dodgers	2011
Tom Boleska	RHP	Fargo-Moorhead	Minnesota	2012
Ryan Delgado	C	Fargo-Moorhead	Oakland	2012
Jon Gaston	OF	Fargo-Moorhead	Chicago	2012
Tyler Herron	RHP	Fargo-Moorhead	Washington	2012
Kenn Kasparek	RHP	Fargo-Moorhead	Pittsburgh	2012
Buddy Sosnoskie	OF	Fargo-Moorhead	Baltimore	2012
Ryan Stovall	INF	Fargo-Moorhead	Arizona	2012
Erik Castro	INF	Fargo-Moorhead	Atlanta	2014
Zach Wright	C	Fargo-Moorhead	Washington	2015
Brandon Mann	LHP	Fargo-Moorhead	Oakland	2015
Travis Ballew	RHP	Fargo-Moorhead	Miami	2016
Dustin Geiger	1B	Fargo-Moorhead	Miami	2016
Tyler Herron	RHP	Fargo-Moorhead	New York Mets	2016
Drew Muren	RHP	Fargo-Moorhead	Arizona	2016
Kevin Taylor	INF/OF	Fargo-Moorhead	New York Mets	2016
Keury De La Cruz	OF	Fargo-Moorhead	Seattle	2017
Zach Prendergast	RHP	Fargo-Moorhead	St. Louis	2017
Matt Harrington	RHP	Fort Worth	Chicago Cubs	2006
Luke Hochevar	RHP	Fort Worth	Kansas City	2006
Shawn Williams	INF	Fort Worth	Tampa Bay	2006
Chadd Blasko	RHP	Fort Worth	Baltimore	2007
Kelley Gulledge	C	Fort Worth	Los Angeles Dodgers	2007
Max Scherzer	RHP	Fort Worth	Arizona	2007
Jon Hunton	RHP	Fort Worth	Oakland	2008
Aaron Crow	RHP	Fort Worth	Kansas City	2009
Jake Gautreau	INF	Fort Worth	Tampa Bay	2009
Lee Gwaltney	RHP	Fort Worth	San Diego	2009
Kevin Thompson	OF	Fort Worth	Texas	2009
Seth Fortenberry	OF	Fort Worth	Miami	2010
Ryan Patterson	OF	Fort Worth	Detroit	2010
Robert Romero	RHP	Fort Worth	Los Angeles Dodgers	2011

Contracts of AA players sold to Major League organizations

Clay Zavada	LHP	Gary SouthShore	San Diego	2013
Anthony Cheky	OF	Gary SouthShore	Arizona	2015
Spencer Mahoney	INF	Gary SouthShore	New York Yankees	2015
Alex Gunn	LHP	Gary SouthShore	Arizona	2016
Christian Herstine	RHP	Gary SouthShore	New York Yankees	2016
Jose Sermo	INF	Gary SouthShore	Boston	2016
Matt Solter	RHP	Gary SouthShore	San Francisco	2016
Jose Gonzalez	C	Gary SouthShore	Minnesota	2017
Scot Drucker	RHP	Grand Prairie	Detroit	2008
Geivy Garcia	RHP	Grand Prairie	San Francisco	2008
Kieran Mattison	RHP	Grand Prairie	Los Angeles Dodgers	2008
Tristan Crawford	RHP	Grand Prairie	Philadelphia	2009
David Espinosa	INF	Grand Prairie	Seattle	2009
Cesar Nicolas	INF	Grand Prairie	Detroit	2009
Luke Prihoda	RHP	Grand Prairie	New York Yankees	2009
Dustin Cameron	RHP	Grand Prairie	Philadelphia	2011
German Duran	INF	Grand Prairie	Miami	2011
Michael Hollimon	INF	Grand Prairie	Minnesota	2011
Chris Martin	RHP	Grand Prairie	Boston	2011
James Paxton	LHP	Grand Prairie	Seattle	2011
Greg Smith	LHP	Grand Prairie	New York Yankees	2011
Lance Day	RHP	Grand Prairie	Houston	2012
Chris McMurray	C	Grand Prairie	Arizona	2012
Bo Schultz	RHP	Grand Prairie	Arizona	2012
Micah Gibbs	C/OF	Grand Prairie	Kansas City	2013
Aaron King	OF	Grand Prairie	Boston	2013
Jared Mortensen	RHP	Grand Prairie	Tampa Bay	2013
Caesar Lopez	RHP	Grand Prairie	Atlanta	2014
Aaron Wilkerson	RHP	Grand Prairie	Boston	2014
Palmer Betts	RHP	Texas (G.P.)	Arizona	2016
Kris Johnson	LHP	Kansas City	Pittsburgh	2011
Bobby Doran	RHP	Kansas City	Toronto	2016
David Holman	RHP	Kansas City	Colorado	2016
Dalton Wheat	OF	Kansas City	Miami	2016
Scott Carroll	RHP	Kansas City	Chicago Cubs	2017
Christian Correa	C	Kansas City	Colorado	2017
Mike Kickham	LHP	Kansas City	Miami	2017
Zach Walters	INF	Kansas City	Kansas City	2017
Mike Benaacka	RHP	Laredo	Toronto	2012
Christopher Murrill	OF	Laredo	Tampa Bay	2012
Chaz Roe	RHP	Laredo	Arizona	2012
Matt Way	LHP	Laredo	Arizona	2012
Sawyer Carroll	OF	Laredo	Arizona	2013
Mark Serrano	RHP	Laredo	Arizona	2013
Fabian Williamson	LHP	Laredo	Cincinnati	2013
Mike Piazza	RHP	Laredo	Colorado	2014
Omar Bencomo	RHP	Laredo	Minnesota	2015
John Brebbia	RHP	Laredo	Arizona	2015
Luis De La Cruz	RHP	Laredo	Arizona	2015
Ryan Ortiz	C	Laredo	Cleveland	2015
Ryan Beckman	RHP	Laredo	Miami	2016
Zane Chavez	C	Laredo	Pittsburgh	2016
Travis Denker	3B	Laredo	Arizona	2016
Danny Reynolds	RHP	Laredo	Atlanta	2016
Matt Sergey	RHP	Laredo	Oakland	2016
Kamakani Usui	RHP	Laredo	San Francisco	2016
Kyle Winkler	RHP	Laredo	Tampa Bay	2016
Trey Masek	RHP	Laredo	Cleveland	2017

Contracts of AA players sold to Major League organizations

Jarrett Gardner	RHP	Lincoln	San Diego	2006
Lindsey Gulin	LHP	Lincoln	Milwaukee	2007
Chris Jakubauskas	RHP	Lincoln	Seattle	2007
Anthony Contreras	INF	Lincoln	San Diego	2008
Jason Jarvis	RHP	Lincoln	San Francisco	2008
Carlos Guevara	RHP	Lincoln	San Diego	2009
Shawn McGill	C	Lincoln	Chicago Cubs	2009
Tim Brown	RHP	Lincoln	Philadelphia	2010
Shawn McGill	C	Lincoln	Atlanta	2010
Vince Albitz	INF	Lincoln	St. Louis	2011
Vince Bongiovanni	RHP	Lincoln	Toronto	2011
Gavin Dickey	OF	Lincoln	Atlanta	2011
Blake Gailen	OF	Lincoln	Los Angeles Angels	2011
Jeff Howell	C	Lincoln	Boston	2011
Curt Smith	INF	Lincoln	Miami	2011
Thomas Palica	LHP	Lincoln	Philadelphia	2011
Garrett Sherrill	RHP	Lincoln	Miami	2011
David Quinowski	LHP	Lincoln	Baltimore	2012
Brandon Sinnerly	RHP	Lincoln	Arizona	2012
P.J. Zocchi	RHP	Lincoln	Los Angeles Dodgers	2012
Joe Bisenius	RHP	Lincoln	Atlanta	2013
Dan Carroll	OF	Lincoln	Atlanta	2013
Jose Gil	C	Lincoln	New York Yankees	2013
Eddie McKiernan	RHP	Lincoln	Arizona	2013
Dennis Raben	1B	Lincoln	Kansas City	2013
Eric Brooks	RHP	Lincoln	Arizona	2014
Luis Chirinos	RHP	Lincoln	Los Angeles Dodgers	2014
Curt Smith	INF	Lincoln	St. Louis	2014
Dexter Kjerstad	OF	Lincoln	Miami	2015
Clayton Cook	RHP	Lincoln	Texas	2016
Christian Ibarra	INF	Lincoln	Minnesota	2016
Casey Crosby	LHP	Lincoln	Minnesota	2017
Shairon Martis	RHP	Lincoln	Baltimore	2017
Brian McAfee	RHP	Lincoln	Seattle	2017
Cesilio Pimentel	LHP	Lincoln	Arizona	2017
Joe Robbins	3B/OF	Lincoln	Arizona	2017
Carlos Mendoza	INF	Pensacola	New York Yankees	2006
Tony Pierce	RHP	Pensacola	Atlanta	2006
Clint Sodowsky	RHP	Pensacola	Atlanta	2006
David Golliner	C	Pensacola	Los Angels Angels	2008
Joe Hulett	C	Pensacola	Texas	2008
Paul Phillips	RHP	Pensacola	Tampa Bay	2008
Dan Smith	LHP	Pensacola	Baltimore	2008
Dustin Cameron	RHP	Pensacola	Philadelphia	2009
Kyle Middleton	RHP	Pensacola	Oakland	2009
Jimmy Mojica	INF	Pensacola	Seattle	2009
Jason Jones	RHP	Pensacola	Washington	2010
Jake Whitesides	UTIL	St. Joe	Chicago Cubs	2006
Jimmy Mojica	INF	St. Joe	Milwaukee	2007
Brent Krause	OF	St. Paul	Baltimore	2007
Luis Villareal	LHP	St. Paul	Philadelphia	2007
Shawn Wooten	C	St. Paul	New York Mets	2007
Kyle Foster	RHP	St. Paul	Boston	2008
Tony Mansolino	INF	St. Paul	Philadelphia	2008
Craig Mollidrem	RHP	St. Paul	Boston	2008

Contracts of AA players sold to Major League organizations

Brandon Kintzler	RHP	St. Paul	Milwaukee	2009
Tanner Schepers	RHP	St. Paul	Texas	2009
Ole Sheldon	INF	St. Paul	Cleveland	2009
Dan Kaczrowski	INF	St. Paul	Arizona	2010
Matt Meyer	LHP	St. Paul	Los Angeles Angels	2010
Anthony Norman	OF	St. Paul	Pittsburgh	2010
Caleb Thielbar	LHP	St. Paul	Minnesota	2011
Brandon Tripp	OF	St. Paul	Philadelphia	2011
Robert Coe	RHP	St. Paul	Arizona	2012
Wes Roemer	RHP	St. Paul	Los Angeles Dodgers	2012
Dan Sattler	RHP	St. Paul	Minnesota	2012
Nick Ammirati	C	St. Paul	Seattle	2013
Brad Boyer	INF	St. Paul	Minnesota	2013
Mark Hamburger	RHP	St. Paul	Minnesota	2013
Cole Nelson	LHP	St. Paul	Atlanta	2013
Michael Zouzalik	RHP	St. Paul	Baltimore	2015
Vinny DiFazio	C	St. Paul	Los Angeles Dodgers	2016
Dan Johnson	RHP	St. Paul	Los Angeles Dodgers	2016
Anthony Phillips	SS	St. Paul	Los Angeles Angels	2016
Angelo Songco	1B	St. Paul	Los Angeles Dodgers	2016
John Straka	RHP	St. Paul	Toronto	2016
Caleb Thielbar	LHP	St. Paul	Miami	2016
Eric Veglahn	LHP	St. Paul	Toronto	2016
Seth Rosin	RHP	St. Paul	San Francisco	2017
John Straka	RHP	St. Paul	Toronto	2017
Amaury Casani	INF/OF	Shreveport	St. Louis	2006
Nick Corbeil	C	Shreveport	San Diego	2007
Todd Self	OF	Shreveport	Houston	2007
Coby Smith	OF	Shreveport	Los Angeles Angels	2007
Colby Miller	RHP	Shreveport	Miami	2008
Chris Garcia	INF	Shreveport	Pittsburgh	2009
Chris Garcia	INF	Shreveport	Atlanta	2010
Brian Peterson	C	Shreveport	Kansas City	2010
Chris Grossman	C	Sioux City	St. Louis	2006
Griffin Bailey	RHP	Sioux City	New York Yankees	2009
Kris Regas	LHP	Sioux City	Detroit	2009
Justin Toole	INF	Sioux City	Cleveland	2009
David Trahan	RHP	Sioux City	New York Yankees	2009
Matt Kramer	C	Sioux City	Boston	2011
Cody Satterwhite	RHP	Sioux City	New York Mets	2013
Nate Samson	INF	Sioux City	Arizona	2014
Rob Wort	RHP	Sioux City	Arizona	2014
Patrick Johnson	RHP	Sioux City	Pittsburgh	2015
Rob Wort	RHP	Sioux City	Boston	2015
Lindsey Caughel	RHP	Sioux City	Seattle	2016
Ryan Court	INF	Sioux City	Boston	2016
Connor Overton	RHP	Sioux City	San Francisco	2016
Noah Perio	INF	Sioux City	Los Angeles Dodgers	2016
Taylor Scott	RHP	Sioux City	Milwaukee	2016
Kevin McCanna	RHP	Sioux City	Arizona	2017
James Needy	RHP	Sioux City	Miami	2017
John Nogowski	INF	Sioux City	St. Louis	2017
Reinier Roibal	RHP	Sioux City	Los Angeles Dodgers	2017

Contracts of AA players sold to Major League organizations

Dustin Delucchi	OF	Sioux Falls	San Diego	2006
John Wesley	RHP	Sioux Falls	Chicago White Sox	2006
Chad Hermansen	OF	Sioux Falls	Miami	2007
Trevor Lawhorn	INF	Sioux Falls	Seattle	2007
Trevor Lawhorn	INF	Sioux Falls	Washington	2007
Pat Mahomes	RHP	Sioux Falls	Toronto	2007
Josh Kite	LHP	Sioux Falls	Detroit	2008
Javier Garcia	RHP	Sioux Falls	Boston	2009
Beau Torbert	OF	Sioux Falls	Atlanta	2010
Eddy Rodriguez	C	Sioux Falls	San Diego	2011
Cody Evans	RHP	Sioux Falls	Toronto	2012
Kyle Mertins	RHP	Sioux Falls	Baltimore	2012
Willie Argo	OF	Sioux Falls	Seattle	2016
Dustan Mohr	OF	Wichita	Colorado	2008
Justin Dowdy	LHP	Wichita	Tampa Bay	2010
Will Savage	RHP	Wichita	Los Angeles Dodgers	2010
Brent Clevlen	OF	Wichita	Philadelphia	2011
Cephas Howard	RHP	Wichita	Texas	2011
Ryan Patterson	OF	Wichita	Arizona	2011
Andrew Aiezenstadt	RHP	Wichita	Philadelphia	2012
James Hoyt	RHP	Wichita	Atlanta	2012
Matt Nevarez	RHP	Wichita	Tampa Bay	2012
Nate Robertson	LHP	Wichita	Toronto	2012
Ryan Hinson	LHP	Wichita	Atlanta	2013
John Link	RHP	Wichita	Detroit	2013
C.J. Ziegler	1B	Wichita	Minnesota	2013
John Link	RHP	Wichita	Miami	2014
Matt Nevarez	RHP	Wichita	Pittsburgh	2014
Chris Peacock	RHP	Wichita	Pittsburgh	2014
Carlo Testa	OF	Wichita	Arizona	2014
J.T. Wise	INF	Wichita	Texas	2014
Alberto Gonzalez	INF	Wichita	Detroit	2015
Luis Hernandez	INF	Wichita	Los Angeles Angels	2015
Jarret Leverett	LHP	Wichita	San Francisco	2015
Jayce Ray	OF	Wichita	Boston	2015
Paul Smyth	RHP	Wichita	Arizona	2015
Dakota Watts	RHP	Wichita	Texas	2015
Zack Cox	3B	Wichita	Detroit	2016
Derek Eitel	RHP	Wichita	San Diego	2016
Ryan Kussmaul	RHP	Wichita	Arizona	2016
Alex Sogard	LHP	Wichita	Baltimore	2016
Chad Nading	RHP	Wichita	San Diego	2017
Fabian Williamson	LHP	Winnipeg	Atlanta	2012
Nate Samson	SS	Winnipeg	Chicago Cubs	2013
Kyle Anderson	LHP	Winnipeg	Arizona	2014
Tyler Graham	OF	Winnipeg	San Francisco	2014
Ryan Scoma	DH/OF	Winnipeg	Toronto	2014
Nestor Molina	RHP	Winnipeg	San Francisco	2016
Tanner Murphy	C	Winnipeg	Colorado	2017
Jacob Rogers	1B/RHP	Winnipeg	Texas	2017
Josh Romanski	OF	Winnipeg	Minnesota	2017

AMERICAN ASSOCIATION LEAGUE RECORDS

Batting

Batting Average

Highest, Team, Season: .312, Sioux Falls, 2010.

Lowest, Team, Season: .234, Grand Prairie, 2015.

Highest, Batter, Season: .406, Blake Gailen, Lincoln, 2011.

Games

Most, Batter, Season: 100, several.

At-Bats

Most, Team, Season: 3,617, El Paso, 2012.

Fewest, Team, Season: 3,089, Coastal Bend, 2007.

Most, Team, Game: 67, Lincoln, May 16, 2014 (2nd game, 16 innings).

Most, Batter, Season: 434, Ryan Patterson, Wichita/St. Paul/Fort Worth, 2011.

Most, Batter, Game: 9, Harrison Kain, Amarillo, July 17, 2012.

Runs

Most, Team, Season: 650, Amarillo, 2011.

Fewest, Team, Season: 318, Grand Prairie, 2015.

Most, Team, Game: 26, Sioux Falls, August 22, 2008.

Most, Both Teams, Game: 45, El Paso (24) vs. Shreveport (21), July 4, 2010.

Most, Team, Inning: 12, St. Paul, July 28, 2007.

Most, Batter, Season: 98, Fehlandt Lentini, Amarillo/Winnipeg, 2011.

Most, Batter, Game: 5, several.

Hits

Most, Team, Season: 1097, Wichita, 2011.

Fewest, Team, Season: 766, Grand Prairie, 2015.

Most, Team, Game: 28, Pensacola, August 1, 2007; Shreveport, July 4, 2010; and Gary SouthShore, July 16, 2015.

Most, Both Teams, Game: 53, El Paso (25) vs. Shreveport (28), July 4, 2010.

Most, Team, Inning: 10, El Paso, August 8, 2013.

Most, Batter, Season: 160, Stephen Douglas, El Paso/Grand Prairie, 2011.

Most, Batter, Game: 6, several.

Total Bases

Most, Team, Season: 1,674, Sioux Falls, 2010.

Fewest, Team, Season: 1,051, Grand Prairie, 2015.

Most, Team, Game: 53, Sioux Falls, July 3, 2010.

Most, Batter, Season: 269, Beau Torbert, Sioux Falls, 2010.

Most, Batter, Game: 17, John Allen, Fort Worth, August 16, 2008.

Singles

Most, Batter, Game: 5, several.

Doubles

Most, Team, Season: 250, Amarillo, 2011.

Fewest, Team, Season: 131, Gary, 2012.

Most, Team, Game: 11, Wichita, June 3, 2009 and Sioux City, July 11, 2010.

Most, Batter, Season: 43, Jorge Alvarez, El Paso, 2007.

Most, Batter, Game: 4, Brett Cooley, Lincoln, July 30, 2007; Nic Jackson, Fargo-Moorhead, September 3, 2012; and Brennan Metzger, Gary SouthShore, August 22, 2015.

Triples

Most, Team, Season: 47, Amarillo, 2011.

Fewest, Team, Season: 6, Lincoln, 2007 and Fargo-Moorhead, 2011.

Most, Team, Game: 5, Amarillo, June 25, 2012.

Most, Batter, Season: 17, Mike Massaro, Gary SouthShore, 2013.

Most, Batter, Game: 3, J.P. Schmidt, El Paso, June 16, 2006 and Mike Massaro, Gary, June 24, 2012.

Home Runs

Most, Team, Season: 128, Lincoln, 2010.

Fewest, Team, Season: 20, Gary, 2013.

Most, Team, Game: 7, Sioux Falls, July 3, 2010.

Most, Team, Inning: 5, Kansas City, May 20, 2013.

Most, Batter, Season: 30, C.J. Ziegler, Wichita, 2013.

Most, Batter, Game: 4, John Allen, Fort Worth, August 16, 2008.

Grand Slams

Most, Team, Season: 7, Sioux Falls, 2010.

Most, Team, Game: 2, Sioux City, August 21, 2007; Sioux Falls, May 13, 2010; Fargo-Moorhead, June 24, 2013.

Most, Batter, Season: 2, several.

Most, Batter, Game: 1, several.

RBI

Most, Team, Season: 597, Amarillo, 2011.

Fewest, Team, Season: 288, Grand Prairie, 2015.

Most, Team, Game: 25, Sioux Falls, August 22, 2008 and Grand Prairie, June 12, 2011.

Most, Batter, Season: 103, Cesar Nicolas, Grand Prairie, 2009.

Most, Batter, Game: 9, Brian Buchanan, St. Paul, July 20, 2006.

Extra-Base Hits

Most, Batter, Season: 64, Beau Torbert, Sioux Falls, 2010.

Most, Batter, Game: 4, several.

On-Base Percentage

Highest, Team, Season: .388, Wichita, 2011.

Lowest, Team, Season: .306, Grand Prairie, 2015.

Highest, Batter, Season: .490, Brian Myrow, Grand Prairie, 2012, and Chris Garcia, Shreveport, 2010.

Slugging Percentage

Highest, Team, Season: .504, Sioux Falls, 2010.

Lowest, Team, Season: .322, Grand Prairie, 2015.

Highest, Batter, Season: .702, Brandon Sing, Sioux Falls, 2010.

Sacrifice Hits

Most, Team, Season: 66, Sioux City, 2008.

Fewest, Team, Season: 1, Wichita, 2017.

Most, Team, Game: 6, Pensacola, August 3, 2007 and Cleburne, May 29, 2017

Most, Batter, Season: 19, Ben Thomas, St. Joe, 2006.

Sacrifice Flies

Most, Team, Season: 50, Sioux City, 2015.

Fewest, Team, Season: 19, Grand Prairie, 2015.

Most, Team, Game: 4, several.

Most, Batter, Season: 11, Rene Tosoni, Sioux City, 2015 and Brent Clevlen, Wichita, 2017.

Hit by Pitch

Most, Team, Season: 74 Grand Prairie, 2013 and Lincoln, 2017.

Fewest, Team, Season: 31, Sioux Falls, 2009.

Most, Team, Game: 6, St. Paul, May 24, 2006; Grand Prairie, June 26, 2011 and Lincoln, July 4, 2012.

Most, Batter, Season: 22, Jake Kahualelio, Wichita, 2013.

Most, Batter, Game: 3, several.

Walks

Most, Team, Season: 438, Gary SouthShore, 2012.

Fewest, Team, Season: 238, Sioux City, 2013.

Most, Team, Game: 18, St. Paul, August 15, 2010.

Most, Team, Inning: 5, St. Joe, August 6, 2006.

Most, Batter, Season: 92, T.J. Mittelstaedt, Kansas City, 2014.

Most, Batter, Game: 5, several.

Intentional Walks

Most, Team, Season: 27, Gary SouthShore, 2011.

Fewest, Team, Season: 3, several.

Most, Team, Game: 3, several.

Most, Batter, Season: 10, several.

Most, Batter, Game: 3, Dan Meier, Sioux City, June 8, 2006.

Strikeouts

Most, Team, Season: 871, Sioux Falls, 2017.

Fewest, Team, Season: 463, Wichita, 2010.

Most, Team, Game: 24, Wichita, June 6, 2017.

Most, Both Teams, Game: 34, Wichita (24) vs. Kansas City (10), June 6, 2017.

Most, Batter, Season: 139, Victor Diaz, Grand Prairie, 2015.

Most, Batter, Game: 7, Angel Fermin, Sioux Falls, July 8, 2006.

Stolen Bases

Most, Team, Season: 188, Sioux City, 2015.

Fewest, Team, Season: 39, St. Paul, 2014.

Most, Team, Game: 9, Texas, August 31, 2017.

Most, Runner, Season: 60, Alvaro Rondon, Texas, 2017.

Most, Runner, Game: 5, Ralph Santana, Sioux Falls, May 19, 2006.

Caught Stealing

Most, Team, Season: 56, Gary SouthShore, 2012.

Fewest, Team, Season: 10, Kansas City, 2017.

Most, Team, Game: 5, Pensacola, July 16, 2010.

Most, Runner, Season: 16, Alonzo Harris, St. Paul, 2015.

Most, Runner, Game: 3, Abel Nieves, Wichita, September 1, 2013.

Grounded into Double Play

Most, Team, Season: 129, Wichita, 2011.

Fewest, Team, Season: 49, St. Joe, 2007.

Most, Team, Game: 6, Gary SouthShore, May 26, 2014.

Most, Batter, Season: 26, Cristian Guerrero, Gary SouthShore/Sioux Falls, 2013.

Most, Batter, Game: 3, several.

Runners Left on Base

Most, Team, Season: 808, St. Paul, 2014.

Fewest, Team, Season: 642, Wichita, 2008.

Most, Team, Game: 23, Grand Prairie, August 17, 2012.

Most, Both Teams, Game: 35, El Paso at Fort Worth (13 innings), July 19, 2009.

Pitching

Games

Most, Pitcher, Season: 58, Brendan Lafferty, Winnipeg, 2015.

Games Started

Most, Pitcher, Season: 25, Charle Rosario, Gary SouthShore/Winnipeg, 2017 and Alex Gunn, Gary SouthShore, 2017.

Games Finished

Most, Pitcher, Season: 48, Marshall Schuler, Lincoln, 2014.

Complete Games

Most, Team, Season: 16, Fort Worth, 2007.

Fewest, Team, Season: 1, several.

Most, Pitcher, Season: 7, Mark Hamburger, St. Paul, 2016; Mark Hamburger, St. Paul, 2017.

Shutouts

Most, Pitcher, Season: 4, Jeff Blitstein, Lincoln, 2006.

Innings Pitched

Most, Team, Season: 904.0, Amarillo, 2012.

Fewest, Team, Season: 775.1, Coastal Bend, 2007.

Most, Team, Game: 17.0, Pensacola, August 3, 2007 and Fargo, June 28, 2016.

Most, Pitcher, Season: 172.0, Mark Hamburger, St. Paul, 2017.

Most, Pitcher, Game: 10, several.

Earned-Run Average

Lowest, Team, Season: 3.04, Sioux City, 2015.

Highest, Team, Season: 7.21, El Paso, 2011.

Lowest, Players, Season: 1.75, Kyle Middleton, Pensacola, 2009.

Wins

Most, Pitcher, Season: 15, Josh Lowey, Wichita, 2012; Patrick Johnson, Sioux City, 2015; and Kramer Sneed, St. Paul, 2015.

Losses**Most, Pitcher, Season:** 13, Jeremy Strawn, Kansas City/Sioux Falls, 2015.**Saves****Most, Team, Season:** 36, Lincoln, 2014.**Fewest, Team, Season:** 10, St. Joe, 2007.**Most, Pitcher, Season:** 34, Marshall Schuler, Gary SouthShore, 2014.**Hits Allowed****Most, Team, Season:** 1209, El Paso, 2011.**Fewest, Team, Season:** 750, Sioux City, 2015.**Most, Team, Game:** 28, Shreveport, August 1, 2007; El Paso, July 4, 2010 and Gary, July 16, 2015.**Most, Pitcher, Season:** 194, Kyle Ruwe, Sioux Falls, 2014.**Most, Pitcher, Game:** 23, Andrew Romo, Amarillo, August 8, 2013.**Most, Pitcher, Inning:** 10, Kyle Ruwe, Sioux Falls, June 13, 2014.**At-Bats Faced****Most, Team, Season:** 3,564, Shreveport-Bossier, 2011.**Fewest, Team, Season:** 3,074, Wichita, 2008.**Most, Pitcher, Season:** 680, Mark Hamburger, St. Paul, 2017.**Most, Team, Game:** 67, Lincoln, May 16, 2014.**Batters Faced****Most, Team, Season:** 4,300, El Paso, 2011.**Fewest, Team, Season:** 3,481, Shreveport, 2006.**Most, Pitcher, Season:** 732, Mark Hamburger, St. Paul, 2017.**Runs Allowed****Most, Team, Season:** 815, El Paso, 2011.**Fewest, Team, Season:** 344, Sioux City, 2015.**Most, Team, Game:** 26, Shreveport, August 22, 2008.**Most, Both Teams, Game:** 45, Shreveport (24) vs. El Paso (21), July 4, 2010.**Most, Team, Inning:** 12, Sioux City, July 28, 2007.**Most, Pitcher, Season:** 101, Adam Champion, Sioux Falls, 2013, and Kyle Ruwe, Sioux Falls, 2014.**Most, Pitcher, Game:** 19, Andrew Romo, Amarillo, August 8, 2013.**Most, Pitcher, Inning:** 10, Justin Lord, St. Paul, June 17, 2008.**Earned Runs Allowed****Most, Team, Season:** 706, El Paso, 2011.**Fewest, Team, Season:** 301, Sioux City, 2015.**Most, Team, Game:** 24, Shreveport, August 22, 2008 and Shreveport, July 4, 2010.**Most, Team, Inning:** 12, Sioux City, July 28, 2007.**Most, Pitcher, Season:** 101, Adam Champion, Sioux Falls, 2013.**Most, Pitcher, Game:** 17, Andrew Romo, Amarillo, August 8, 2013.**Most, Pitcher, Inning:** 13, Kyle Ruwe, Sioux Falls, June 13, 2013.**Home Runs Allowed****Most, Team, Season:** 104, Sioux City, 2017.**Fewest, Team, Season:** 38, El Paso, 2007 and Wichita, 2009.**Most, Team, Game:** 7, Sioux City, July 3, 2010.**Most, Team, Inning:** 5, Lincoln, May 20, 2013.**Most, Pitcher, Season:** 25, Ben Moore, Sioux Falls, 2009.**Most, Pitcher, Game:** 5, Mike Meyer, St. Paul, July 30, 2006 and Jeff Blitstein, St. Paul, August 20, 2008.**Most, Pitcher, Inning:** 4, Robert Coe, St. Paul, July 17, 2017.**Grand Slams Allowed****Most, Team, Season:** 5, Sioux City, 2007; El Paso, 2011; and St. Paul, 2017.**Most, Team, Game:** 2, Sioux Falls, August 21, 2007 and Lincoln, May 13, 2010.**Most, Pitcher, Season:** 2, several.**Doubles Allowed****Most, Team, Season:** 246, Shreveport, 2011.**Fewest, Team, Season:** 121, Sioux City, 2015.**Triples Allowed****Most, Team, Season:** 47, Amarillo, 2011.**Fewest, Team, Season:** 7, St. Paul, 2016.**Sacrifice Hits Allowed****Most, Team, Season:** 51, Wichita, 2008.**Fewest, Team, Season:** 15, Cleburne, 2017.**Most, Pitcher, Season:** 12, Jack Frawley, Fargo-Moorhead/Gary SouthShore, 2011.**Sacrifice Flies Allowed****Most, Team, Season:** 56, El Paso and Fort Worth, 2011.**Fewest, Team, Season:** 15, Lincoln, 2006.**Most, Pitcher, Season:** 10, Sam Smith, Pensacola, 2006 and Clegg Snipes, Pensacola, 2008.**Hit by Pitch Allowed****Most, Team, Season:** 79, El Paso, 2013.**Fewest, Team, Season:** 25, Gary SouthShore, 2017.**Most, Team, Game:** 6, Sioux Falls, May 24, 2006; El Paso, June 26, 2011; and El Paso, July 4, 2012.**Most, Pitcher, Season:** 18, Jesen Merle, St. Joe, 2006.**Most, Pitcher, Game:** 5, Ryan Zimmerman, St. Paul, July 12, 2017.**Most, Pitcher, Inning:** 3, Kevin Brower, El Paso, May 12, 2006; Nick Singleton, Wichita, June 9, 2011 and Ryan Zimmerman, St. Paul, July 12, 2017.**Walks Allowed****Most, Team, Season:** 508, El Paso, 2010.**Fewest, Team, Season:** 228, Wichita, 2017.**Most, Team, Game:** 18, Lincoln, August 15, 2010.**Most, Team, Inning:** 5, Sioux Falls, August 6, 2006.**Most, Pitcher, Season:** 82, Trevor Fox, Sioux City, 2009 and Shaun Ellis, El Paso, 2010.**Most, Pitcher, Game:** 8, several.**Intentional Walks Allowed****Most, Team, Season:** 39, St. Paul, 2011.**Fewest, Team, Season:** 2, Texas, 2017.**Most, Team, Game:** 3, several.**Most, Pitcher, Season:** 10, Matt Long, St. Paul, 2011.**Most, Pitcher, Game:** 3, Dan Valentin, Fort Worth, July 1, 2007.**Strikeouts****Most, Team, Season:** 897, Kansas City, 2017.**Fewest, Team, Season:** 479, Wichita, 2008.**Most, Team, Game:** 24, Kansas City vs. Wichita, June 6, 2017.**Most, Pitcher, Season:** 157, Brandon Mann, Fargo-Moorhead, 2015.**Most, Pitcher, Game:** 17, several.**Wild Pitches****Most, Team, Season:** 114, Lincoln, 2010.**Fewest, Team, Season:** 26, Sioux City, 2011.**Most, Team, Game:** 8, El Paso, May 30, 2010.**Most, Pitcher, Season:** 26, Jim Paduch, Lincoln, 2010.**Most, Pitcher, Game:** 5, several.**Opponents' Batting Average****Highest, Team, Season:** .328, El Paso, 2011.**Lowest, Team, Season:** .229, Sioux City, 2015.**Highest, Pitcher, Season:** .370, David McWatters, El Paso, 2006.**Lowest, Pitcher, Season:** .190, Ryan Zimmerman, Sioux City, 2015.**Balks****Most, Team, Season:** 14, Pensacola, 2009.**Fewest, Team, Season:** 0, several.**Most, Team, Game:** 2, several.**Most, Pitcher, Season:** 6, Hunter Davis, Pensacola, 2009.**Most, Pitcher, Game:** 3, several.

No-Hitters

Pitcher	Team	Date	Opponent
Joel Kirsten	Fort Worth	August 21, 2006	El Paso
Will Savage	Wichita	June 23, 2009	Sioux City
Jarrett Gardner	Lincoln	June 25, 2009	El Paso
Karl Triana	Gary SouthShore	June 2, 2016	Kansas City
Matt Sergey	Kansas City	July 27, 2017	Texas

One-Hitters

Pitcher	Team	Date	Opponent
Dan Valentin	Fort Worth	July 20, 2007	Pensacola
Lenny Bays	Sioux Falls	August 13, 2007	Lincoln
Joel Kirsten	Fort Worth	June 3, 2008	Pensacola
Randy Beam	Pensacola	July 11, 2009	El Paso
Adam Cowart	Sioux Falls	May 21, 2011	Lincoln
Nick Singleton	Wichita	June 9, 2011	Sioux Falls
Jake Laber	Fargo-Moorhead	July 11, 2011	Sioux Falls
Matt Way	Laredo	June 15, 2012	El Paso
Pete Parese	Lincoln	July 5, 2013	Fargo-Moorhead
Dustin Crenshaw	Gary SouthShore	June 4, 2014	Sioux City
Michael Suk	Laredo	August 2, 2014	Amarillo
Tyler Herron	Fargo-Moorhead	June 1, 2016	Sioux City
C. Pimentel/M. Wagner/			
J.R. Bunda	Lincoln	June 7, 2017	Sioux Falls
Tyler Alexander	Fargo-Moorhead	August 8, 2017	Kansas City

Fielding**Fielding Percentage**

Highest Fielding Percentage, Season: .982, Lincoln, 2017.

Lowest Fielding Percentage, Season: .959, El Paso, 2006.

Putouts

Most Putouts, Season: 2699, Kansas City, 2017.

Fewest Putouts, Season: 2326, Coastal Bend, 2007.

Most Putouts, Game: 51, Pensacola, August 3, 2007 (17 innings).

Assists

Most Assists, Season: 1226, El Paso, 2007.

Fewest Assists, Season: 873, Gary, 2014.

Most Assists, Game: 27, Gary, August 8, 2012.

Errors

Most Errors, Season: 147, El Paso, 2006, and El Paso, 2013.

Fewest Errors, Season: 65, Lincoln, 2017.

Most Errors, Game: 9, El Paso, August 24, 2013.

Total Chances

Most Total Chances, Season: 3973, El Paso, 2012.

Fewest Total Chances, Season: 3346, Fort Worth, 2010.

Double Plays

Most Double Plays, Season: 133, El Paso, 2007.

Fewest Double Plays, Season: 61, Sioux City, 2017.

Double Plays, Game: 6, Kansas City, May 26, 2014.

Triple Plays

Triple Plays, Team, Season: 1, several.

Passed Balls

Most Passed Balls, Season: 38, Pensacola, 2006.

Fewest Passed Balls, Season: 2, Wichita, 2014; Winnipeg, 2015.

Passed Balls, Game: 5, St. Paul, August 5, 2007.

Stolen Bases

Most Allowed, Team, Season: 221, Amarillo, 2011.

Fewest Allowed, Team, Season: 47, St. Paul, 2006.

Most Attempts Allowed, Team, Season: 264, Amarillo, 2011.

Fewest Attempts Allowed, Team, Season: 82, St. Paul, 2006.

Most Allowed, Team, Game: 9, Salina vs. Texas, August 31, 2017.

Runners Thrown Out Stealing

Most, Team, Season: 53, El Paso, 2008.

Fewest, Team, Season: 11, Sioux City, 2012.

Most, Team, Game: 5, Shreveport vs. Pensacola, July 6, 2010.

Most, Catcher, Season: 45, Edwin Bellorin, Wichita, 2011.

Most, Pitcher, Season: 15, Josh Neitz, El Paso, 2009.

Highest Efficiency, Team, Season: .427, St. Paul, 2006 (35 of 82 runners thrown out)

Lowest Efficiency, Team, Season: .071, Sioux City, 2012 (11 of 154 runners thrown out).

First Base

Percentage, Season: .998, Luke Murton, Sioux City, 2013.

Games, Season: 100, C.J. Ziegler, Wichita, 2013.

Putouts, Season: 943, Brandon Sing, Sioux Falls, 2010 and C.J. Ziegler, Wichita, 2013.

Putouts, Game: 21, Derek Schermerhorn, Wichita/Sioux City, August 12, 2008 and Steve Pearson, Wichita, May 20, 2009.

Assists, Season: 85, Trent Lockwood, Fort Worth, 2011.

Assists, Game: 4, several.

Errors, Season: 16, Tim Dorn, Pensacola, 2006 and C.J. Ziegler, Wichita, 2013.

Errors, Game: 3, Cesar Nicolas, Grand Prairie, May 21, 2009.

Total Chances, Season: 1020, C.J. Ziegler, Wichita, 2013.

Double Plays, Season: 107, Brandon Sing, Sioux Falls, 2010.

Second Base

Percentage, Season: .995, Christian Stringer, Wichita, 2017.

Games, Season: 100, Carlo Cota, Fargo-Moorhead, 2011.

Putouts, Season: 222, Carlo Cota, Fargo-Moorhead, 2011.

Putouts, Game: 8, Dan Kaczrowski, St. Paul, June 3, 2009.

Assists, Season: 341, Carlo Cota, Fargo-Moorhead, 2011.

Assists, Game: 11, Brandon Haywood, El Paso, July 21, 2006.

Errors, Season: 25, Antoin Gray, Pensacola, 2009.

Errors, Game: 3, several.

Total Chances, Season: 575, Carlo Cota, Fargo-Moorhead, 2011.

Double Plays, Season: 99, Carlo Cota, Fargo-Moorhead, 2012.

Third Base

Percentage, Season: .967, Michael Thompson, Wichita, 2009 and Nate Hanson, St. Paul, 2016.

Games, Season: 99, Carlos Mendez, Sioux Falls, 2014 and Nate Hanson, St. Paul, 2017.

Putouts, Season: 77, Michael Bell, Fort Worth, 2009.

Putouts, Game: 5, Chad Sosebee, St. Joe, July 5, 2007.

Assists, Season: 224, Terence Green, Fort Worth, 2006.

Assists, Game: 9, Lester Contreras, Pensacola, July 4, 2009.

Errors, Season: 42, Matt Imwalle, Sioux Falls, 2007.

Errors, Game: 4, Edwin Maldonado, Grand Prairie, June 4, 2008 and Landon Camp, Sioux City, July 5, 2009.

Total Chances, Season: 316, Terence Green, 2006.

Double Plays, Season: 28, Michael Thompson, Wichita, 2008.

Shortstop

Percentage, Season: .976, Ryan Khoury, Wichita, 2014 and Anthony Phillips, St. Paul, 2015.

Games, Season: 100, several.

Putouts, Season: 200, Arnoldo Ponce, El Paso, 2010.

Putouts, Game: 7, Tim Hutting, Sioux Falls, May 31, 2008.

Assists, Season: 357, Tim Hutting, Sioux Falls, 2010.

Assists, Game: 12, David Cooper, Gary, 2012.

Errors, Season: 32, Tony Garcia, Lincoln, 2007.

Errors, Game: 5, Jimmy Mojica, Kansas City, June 28, 2011.

Total Chances, Season: 533, Albenis Machado, El Paso, 2007.

Double Plays, Season: 89, Tim Hutting, Sioux Falls, 2010 and Zach Penprase, Fargo-Moorhead, 2012.

Outfield

Percentage, Season: 1.000, several.

Games, Season: 100, several.

Putouts, Season: 275, Dustin Jones, Sioux City, 2011.

Putouts, Game: 9, Anthony Cheky, Gary SouthShore, July 10, 2016.

Assists, Season: 15, Francisco Leandro, Sioux Falls, 2011.

Assists, Game: 2, several.

Errors, Season: 15, Denis Phipps, Laredo, 2015.

Errors, Game: 2, several.

Total Chances, Season: 290, Nick Van Stratten, Sioux Falls, 2013.

Double Plays, Season: 6, Ray Sadler, Kansas City, 2011.

Catcher

Percentage, Season: .997, Ken Lup, Sioux Falls, 2009 and Luis Alen, Winnipeg, 2014.

Games, Season: 94, Edwin Bellorin, Wichita, 2011.

Putouts, Season: 670, Brian Peterson, Laredo, 2013.

Putouts, Game: 24, Leonardo Rojas, Kansas City, June 6, 2017.

Assists, Season: 74, Eddy Rodriguez, El Paso, 2009.

Assists, Game: 5, Jacob Wallis, Fort Worth, May 30, 2006.

Errors, Season: 17, Eddy Rodriguez, El Paso, 2009.

Errors, Game: 3, James Beaver, St. Joe, June 21, 2007 and Jeff Christy, Wichita, July 19, 2010.

Total Chances, Season: 731, Brian Peterson, Laredo, 2013.

Double Plays, Season: 7, Brian Peterson, Shreveport-Bossier, 2010 and Petey Paramore, Fargo-Moorhead, 2014.

Passed Balls, Season: 28, Marcel Longmire, St. Paul, 2007.

Passed Balls, Game: 5, Marcel Longmire, St. Paul, August 5, 2007.

Stolen Bases Allowed, Season: 142, Kevin Butler, Amarillo, 2011.

Stolen Base Attempts Allowed, Season: 167, Kevin Butler, Amarillo, 2011 and Edwin Bellorin, Wichita, 2011.

Highest Stolen-Base Efficiency, Season (minimum 12 attempts): .469, Jeremy Frost, St. Paul, 2006 (30 of 64 runners thrown out).

Lowest Stolen-Base Efficiency, Season (minimum 12 attempts): .000, several.

Pitcher

Percentage, Season: 1.000, several.

Games, Season: 58, Brendan Lafferty, Winnipeg, 2015.

Putouts, Season: 18, Charlie Ruud, St. Paul, 2008.

Putouts, Game: 3, several.

Assists, Season: 36, Jeff Blitstein, Lincoln, 2006.

Assists, Game: 6, several.

Errors, Season: 5, several.

Errors, Game: 4, Travis Kane, Sioux Falls, May 29, 2008.

Total Chances, Season: 51, Mike Meyer, St. Paul, 2006.

Double Plays, Season: 6, Richard Salazar, Sioux City, 2012.

Stolen Bases Allowed, Season: 34, Ryan Mitchell, Amarillo, 2011.

Stolen Base Attempts Allowed, Season: 42, Ryan Mitchell, Amarillo, 2011.

Highest Stolen-Base Efficiency, Season (minimum 12 attempts): .833, Osvaldo Rodriguez, Shreveport, 2010 (10 of 12 runners caught stealing).

Lowest Stolen-Base Efficiency, Season (minimum 12 attempts): .000, several.

Miscellaneous

Attendance

Highest, Team, Season: 413,482, St. Paul, 2016.

Highest, Team, Game: 13,406, El Paso, July 4, 2011.

Extra-Inning Games

Most Extra-Inning Wins, Team, Season: 11, Gary, 2017.

Fewest Extra-Inning Wins, Team, Season: 0, Pensacola, 2006.

Most Extra-Inning Losses, Team, Season: 16, Fort Worth, 2007.

Fewest Extra-Inning Losses, Team, Season: 1, several.

Most Extra-Inning Games, Team, Season: 23, Ft. Worth, 2007 (7-16).

Fewest Extra-Inning Games, Team, Season: 2, Pensacola, 2006 (0-2).

Highest Extra-Inning Winning Percentage, Season: .875, Fort Worth, 2006 (7-1).

Lowest Extra-Inning Winning Percentage, Season: .000, Pensacola, 2006 (0-2).

Length of Game

Most Innings: 17 innings, Fort Worth vs. Pensacola, August 3, 2007.

Longest Nine-Inning Game Time: 4:32, Sioux City vs. Sioux Falls, August 1, 2007.

Longest Game Time (Extra Innings): 5:25, Kansas City vs. Winnipeg, July 15, 2017 (14 innings).

Shortest Nine-Inning Game Time: 1:31, Shreveport vs. Pensacola, August 30, 2009.

Shortest Game (Fewer Than 9 Innings): 1:15, Sioux Falls vs. Wichita, June 8, 2010 (5 innings).

Losses

Most, Team, Season: 68, Shreveport, 2008.

Fewest, Team, Season: 25, Sioux City, 2015.

Most, Team, Season, Home Games: 35, Grand Prairie, 2015.

Fewest, Team, Season, Home Games: 9, Sioux Falls, 2010.

Most, Team, Season, Road Games: 39, Shreveport, 2008 and Sioux Falls, 2014.

Fewest, Team, Season, Road Games: 12, Sioux City, 2015.

Most, Team, Season, vs. One Opponent: 20, Coastal Bend vs. El Paso, 2007.

Margin of Victory

Widest Margin of Victory: 22, El Paso (23) vs. Grand Prairie (1), July 14, 2009.

One-Run Games

Most One-Run Wins, Season: 21, Wichita, 2009.

Fewest One-Run Wins, Season: 5, St. Paul, 2008 and El Paso, 2011.

Most One-Run Losses, Season: 23, Shreveport, 2008.

Fewest One-Run Losses, Season: 4, Ft. Worth, 2006.

Most One-Run Games, Season: 37, Wichita, 2009 (21-16).

Fewest One-Run Games, Season: 16, Fargo-Moorhead, 2012 (10-6).

Highest One-Run Winning Percentage, Season: .810, Ft. Worth, 2006 (17-4).

Lowest One-Run Winning Percentage, Season: .233, Shreveport, 2008 (7-23).

Shutouts

Most Shutout Wins, Team, Season: 13, Laredo, 2015 and Sioux City, 2015.

Fewest Shutout Wins, Team, Season: 0, Pensacola, 2007 and St. Joe, 2007.

Most Shutout Losses, Team, Season: 15, Grand Prairie, 2015.

Fewest Shutout Losses, Team, Season: 0, Laredo, 2014.

Most Games With a Shutout, Team, Season: 22, Laredo, 2015 (13-9).

Fewest Games With a Shutout, Team, Season: 3, Grand Prairie, 2010 (1-2).

Highest Winning Percentage in Games With a Shutout, Team, Season: 1.000, Laredo, 2014 (10-0).

Lowest Winning Percentage in Games With a Shutout, Team, Season: .000, Pensacola, 2007 (0-4) and St. Joe, 2007 (0-2).

Streaks

Wins: 15, Pensacola, July 3-July 18, 2010.

Losses: 15, Grand Prairie, August 21-September 5, 2015.

Home Wins: 17, Grand Prairie, June 4-July 6, 2012.

Road Wins: 11, Sioux City, May 24-June 19, 2015.

Home Losses: 10, Sioux Falls, August 8-24, 2015.

Road Losses: 12, El Paso, June 17-July 11, 2013.

Consecutive Games with Hit: 34, Stephen Douglas, El Paso/Grand Prairie, 2011.

Consecutive Games on Base: 56, Stephen Douglas, El Paso/Grand Prairie, 2011.

Winning Percentage

Highest, Team, Season: .750, Sioux City, 2015 (75-25).

Lowest, Team, Season: .277, Shreveport, 2008 (26-68).

Highest, Team, Season, Home Games: .813, Sioux Falls, 2010 (39-9).

Lowest, Team, Season, Home Games: .300, Grand Prairie, 2015 (15-35).

Highest, Team, Season, Road Games: .760, Sioux City, 2015 (38-12).

Lowest, Team, Season, Road Games: .188, Shreveport, 2008 (9-39).

Wins

Most, Team, Season: 75, Sioux City, 2015.

Fewest, Team, Season: 26, Shreveport, 2008.

Most, Team, Season, Home Games: 44, Wichita, 2017.

Fewest, Team, Season, Home Games: 15, El Paso, 2010 and Grand Prairie, 2015.

Most, Team, Season, Road Games: 38, Sioux City, 2015.

Fewest, Team, Season, Road Games: 9, Shreveport, 2008.

Most, Team, Season, vs. One Opponent: 20, El Paso vs. Coastal Bend, 2007.

AMERICAN ASSOCIATION CAREER RECORDS

Hits

1	David Espinosa	Grand Prairie (2008-11), Lincoln (2012-13), Kansas City (2014), Wichita (2014-15), St. Paul (2015)	801
2	John Allen	Fort Worth (2007-11), Laredo (2012-13)	734
3	Reggie Abercrombie	Sioux Falls (2010-13), Winnipeg (2014-17)	711
4	Marcos Rodriguez	Pensacola (2007, 2009-10), Fort Worth (2011), Fargo (2012), Laredo (2013), Sioux Falls (2013)	694
5	Maikol Gonzalez	El Paso (2011-13), Lincoln (2014), Joplin (2015), Winnipeg (2016), Cleburne (2017)	684
6	Brian Fryer	Coastal Bend (2006-07), Fort Worth (2007-11)	670

Runs

1	David Espinosa	Grand Prairie (2008-11), Lincoln (2012-13), Kansas City (2014), Wichita (2014-15), St. Paul (2015)	529
2	Reggie Abercrombie	Sioux Falls (2010-13), Winnipeg (2014-17)	436
3	Maikol Gonzalez	El Paso (2011-13), Lincoln (2014), Joplin (2015), Winnipeg (2016), Cleburne (2017)	425
4	Josh Mazzola	Winnipeg (2012-15), Fargo-Moorhead (2016-17)	391
5	Zach Penprase	Fargo-Moorhead (2011-15)	380
6	Jimmy Mojica	St. Joe (2006), St. Paul (2008), Pensacola (2009), Kansas City (2011, 2016), Wichita (2011), Laredo (2012-13, 2015), Grand Prairie (2014)	370

Doubles

1	John Allen	Fort Worth (2007-11), Laredo (2012-13)	164
2	Andres Rodriguez	Shreveport (2009-11), Grand Prairie (2012-14), Amarillo (2014)	148
3	Jorge Alvarez	El Paso (2006-09), Shreveport (2009-10), Grand Prairie (2012)	134
4	Josh Mazzola	Winnipeg (2012-15), Fargo-Moorhead (2016-17)	133
5	Brent Clevlen	Wichita (2011, 2013-17)	132
6	David Espinosa	Grand Prairie (2008-11), Lincoln (2012-13), Kansas City (2014), Wichita (2014-15), St. Paul (2015)	131

Triples

1	David Espinosa	Grand Prairie (2008-11), Lincoln (2012-13), Kansas City (2014), Wichita (2014-15), St. Paul (2015)	46
2	Mike Massaro	Gary SouthShore (2011-13)	45
3	Keanon Simon	Kansas City (2011), Grand Prairie (2012-13)	29
4	Mike Conroy	Grand Prairie (2008-09), Wichita (2011-12)	28
5	Maikol Gonzalez	El Paso (2011-13), Lincoln (2014), Joplin (2015), Winnipeg (2016), Cleburne (2017)	26
	Nick Van Stratten	Sioux Falls (2013), Laredo (2014), Wichita (2015-16), Cleburne (2017)	26

Home Runs

1	Reggie Abercrombie	Sioux Falls (2010-13), Winnipeg (2014-17)	115
2	Josh Mazzola	Winnipeg (2012-15), Fargo-Moorhead (2016-17)	105
3	John Allen	Fort Worth (2007-11), Laredo (2012-13)	87
4	Ray Sadler	Kansas City (2011-14), Winnipeg (2013-14)	77
5	Brandon Sing	Pensacola (2008), Sioux Falls (2010-11)	73
6	Brent Clevlen	Wichita (2011, 2013-17)	71

Runs Batted In

1	Reggie Abercrombie	Sioux Falls (2010-13), Winnipeg (2014-17)	474
2	John Allen	Fort Worth (2007-11), Laredo (2012-13)	445
3	Josh Mazzola	Winnipeg (2012-15), Fargo-Moorhead (2017)	404
4	Andres Rodriguez	Shreveport (2009-11), Grand Prairie (2012-14), Amarillo (2014)	391
5	David Espinosa	Grand Prairie (2008-11), Lincoln (2012-13), Kansas City (2014), Wichita (2014-15), St. Paul (2015)	346
6	Jorge Alvarez	El Paso (2006-09), Shreveport (2009-10), Grand Prairie (2012)	335

Stolen Bases

1	Maikol Gonzalez	El Paso (2011-13), Lincoln (2014), Joplin (2015), Winnipeg (2016), Cleburne (2017)	219
2	Brian Fryer	Coastal Bend (2006-07), Fort Worth (2007-11)	212
3	Zach Penprase	Fargo-Moorhead (2011-15)	169
4	Reggie Abercrombie	Sioux Falls (2010-13), Winnipeg (2014-17)	151
5	Michael Lang	Sioux City (2012, 2014-17)	114
6	Bryan Sabatella	Shreveport (2009-11), Kansas City (2014)	113

Wins

1	Ben Moore	Sioux Falls (2008-11, 2013-14)	55
2	Tim Brown	Lincoln (2009-11), Grand Prairie (2011), Wichita (2014-17)	54
3	Kyle Ruwe	Lincoln (2006-07), Sioux Falls (2011, 2013-14), St. Paul (2012)	45
	Richard Salazar	Wichita (2008-09), Shreveport (2009-11), Sioux City (2011-13)	45
5	Derek Blacksher	Wichita (2009, 2011-12), Grand Prairie (2013), Amarillo (2014)	43
	Robert Coe	St. Paul (2011-12, 2014-16)	43

Losses

1	Jason Jarvis	Lincoln (2008), Sioux City (2011-13), Winnipeg (2013-14), Grand Prairie (2014-15)	42
	Ben Moore	Sioux Falls (2008-11, 2013-14)	42
3	Derek Blacksher	Wichita (2009, 2011-12), Grand Prairie (2013), Amarillo (2014)	33
	Ty Marotz	Sioux City (2006-12)	33
5	Joel Kirsten	Fort Worth (2006-11), Shreveport (2011)	31
	Kyle Ruwe	Lincoln (2006-07), Sioux Falls (2011, 2013-14), St. Paul (2012)	31

Saves

1	Kris Regas	Sioux Falls (2007-09, 2016), Kansas City (2014-15)	70
2	Chris Thompson	Pensacola (2007), El Paso (2008-09), Lincoln (2009-10)	65
3	Josh Dew	Wichita (2011-13)	56
4	Marshall Schuler	Gary SouthShore (2012), Grand Prairie (2013), El Paso (2013), Lincoln (2014-15)	54
5	Winston Abreu	Joplin (2015-16), Winnipeg (2016), Cleburne (2017)	53
	Justin Dowdy	Shreveport (2009), Wichita (2009-10), Grand Prairie (2012-13)	53

Games Pitched			
1	Dustin Cameron	El Paso (2006-07), Pensacola (2008), Fort Worth (2009-10), Wichita (2010), Grand Prairie (2011, 2014)	220
2	Mark Haynes	Shreveport (2010-11), Laredo (2012-15), Amarillo (2015), Kansas City (2016)	203
3	Kris Regas	Sioux Falls (2007-09, 2016), Kansas City (2014-15)	201
4	Chad Povich	Sioux City (2010), Amarillo (2011-12), Laredo (2013-15)	200
5	Chase Johnson	Amarillo (2012), Fargo (2012), Grand Prairie (2013), Winnipeg (2014), Wichita (2014, 2016), Sioux Falls (2015-16)	168
6	Joe Harris	Fargo-Moorhead (2011-15)	166
	Brendan Lafferty	Winnipeg (2013-15)	166

Innings Pitched			
1	Ben Moore	Sioux Falls (2008-11, 2013-14)	797.1
2	Tim Brown	Lincoln (2009-11), Grand Prairie (2011), Wichita (2014-17)	718.0
3	Joel Kirsten	Fort Worth (2006-11), Shreveport (2011)	686.2
4	Richard Salazar	Wichita (2008-09), Shreveport (2009-11), Sioux City (2011-13)	658.1
5	Kyle Ruwe	Lincoln (2006-07), Sioux Falls (2011, 2013-14), St. Paul (2012)	654.2
6	Derek Blacksher	Wichita (2009, 2011-12), Grand Prairie (2013), Amarillo (2014)	636.2

Walks			
1	Robert Coe	St. Paul (2011-12, 2014-16)	232
2	Anthony Capra	Wichita (2012-16)	211
3	Richard Salazar	Wichita (2008-09), Shreveport (2009-11), Sioux City (2011-13)	203
4	Ty Marotz	Sioux City (2006-12)	196
5	Jake Laber	Fargo-Moorhead (2011-14)	190
	Joel Kirsten	Fort Worth (2006-11), Shreveport (2011)	190

Strikeouts			
1	Ben Moore	Sioux Falls (2008-11, 2013-14)	701
2	Richard Salazar	Wichita (2008-09), Shreveport (2009-11), Sioux City (2011-13)	460
3	Joel Kirsten	Fort Worth (2006-11), Shreveport (2011)	438
4	Tyler Alexander	Fargo-Moorhead (2015-17)	434
5	Derek Blacksher	Wichita (2009, 2011-12), Grand Prairie (2013), Amarillo (2014)	429
6	Kevin McGovern	Lincoln (2014-15), Winnipeg (2016-17)	406

AMERICAN ASSOCIATION SINGLE-SEASON RECORDS

Batting Average				
1	Blake Gailen	2011	Lincoln	.406
2	Beau Torbert	2010	Sioux Falls	.394
3	Chris Garcia	2010	Shreveport	.383
4	Greg Porter	2010	Grand Prairie	.379
5	Stephen Douglas	2011	El Paso, Grand Prairie	.3782
6	Pichi Balet	2006	Lincoln	.3778

Runs Scored				
1	Fehlandt Lentini	2011	Amarillo, Winnipeg	98
2	Zach Penprase	2012	Fargo-Moorhead	95
	Ryan Patterson	2011	Wichita, Fort Worth, St. Paul	95
4	Jake Kahaulelio	2013	Wichita	91
5	Reggie Abercrombie	2010	Sioux Falls	89
6	Christian Stringer	2017	Wichita	88
	Andrew Sohn	2017	Winnipeg	88
	Daniel Pulfer	2014	Gary SouthShore	88
	Grant Richardson	2008	Sioux Falls	88

Hits				
1	Stephen Douglas	2011	El Paso, Grand Prairie	160
2	Beau Torbert	2010	Sioux Falls	155
3	Drew Martinez	2014	Gary SouthShore	153
4	Tyler Kuhn	2014	Winnipeg	148
	Jorge Alvarez	2007	El Paso	148
6	Nick Van Stratten	2014	Laredo	145

Doubles				
1	Jorge Alvarez	2007	El Paso	43
2	C.J. Retherford	2014	Fargo-Moorhead	40
3	Cory Patton	2013	Amarillo	38
	Lee Cruz	2011	Amarillo	38
	Stephen Douglas	2011	El Paso, Grand Prairie	38
	Fehlandt Lentini	2011	Amarillo, Winnipeg	38
	Jason Cooper	2010	St. Paul	38
	Beau Torbert	2010	Sioux Falls	38

Triples				
1	Mike Massaro	2013	Gary SouthShore	17
2	Mike Massaro	2011	Gary SouthShore	16
	Keanon Simon	2011	Kansas City	16
4	David Espinosa	2014	Kansas City, Wichita	15
5	Nick Van Stratten	2013	Sioux Falls	14
6	Jake Whitesides	2006	St. Joe	13

Home Runs				
1	C.J. Ziegler	2013	Wichita	30
2	Jabari Henry	2017	Sioux Falls	29
	Tim Pahuta	2013	Sioux Falls	29
4	Ian Gac	2014	Lincoln	27
	Brandon Sing	2010	Sioux Falls	27
6	Travis Denker	2014	Laredo	25

Runs Batted In				
1	Cesar Nicolas	2009	Grand Prairie	103
2	Ray Sadler	2011	Kansas City	100
	Beau Torbert	2010	Sioux Falls	100
4	C.J. Ziegler	2013	Wichita	99
5	Lee Cruz	2011	Amarillo	94
6	John Allen	2010	Fort Worth	92

Stolen Bases				
1	Alvaro Rondon	2017	Texas	60
2	Jovanny Rosario	2010	Shreveport	57
3	Brian Fryer	2008	Fort Worth	50
4	Maikol Gonzalez	2013	Lincoln	47
	Zach Penprase	2012	Fargo-Moorhead	47
6	Maikol Gonzalez	2015	Joplin	46

Earned-Run Average				
1	Kyle Middleton	2009	Pensacola	1.75
2	Ryan Zimmerman	2015	Sioux City	1.80
3	Bennett Parry	2017	Lincoln	1.93
4	Greg Holle	2015	Laredo	2.00
5	Tyler Alexander	2017	Fargo-Moorhead	2.07
6	Patrick Johnson	2015	Sioux City	2.08

Wins				
1	Patrick Johnson	2015	Sioux City	15
	Kramer Sneed	2015	St. Paul	15
	Josh Lowey	2012	Wichita	15
4	Dustin Crenshaw	2015	St. Paul	14
	Ryan Zimmerman	2015	Sioux City	14
	Josh Rainwater	2011	Grand Prairie	14
	Pedro Flores	2008	Fort Worth	14
	Cory Walters	2006	Fort Worth	14

Losses				
1	Jeremy Strawn	2015	Kansas City, Sioux Falls	13
2	Bennett Whitmore	2015	Grand Prairie	12
	Andy Noga	2013	Sioux City	12
	Dusty Bergman	2008	Sioux City, Lincoln	12
	Justin Phillips	2008	Shreveport	12
	Brian Buchanan	2007	St. Joe, Sioux City	12
	T.J. Hendricks	2007	Coastal Bend, Shreveport	12

Saves				
1	Marshall Schuler	2014	Lincoln	34
2	Chris Thompson	2009	El Paso, Lincoln	30
	Kris Regas	2008	Sioux Falls	30
4	Tom Boleska	2012	Fargo-Moorhead	29
5	Josh Dew	2013	Wichita	27
	R.J. Rodriguez	2013	Lincoln	27

Games Pitched				
1	Brendan Lafferty	2015	Winnipeg	58
2	Jared Simon	2012	Wichita	57
	Nick Walters	2012	Sioux City	57
4	Brendan Rafferty	2014	Winnipeg	55
	Ronnie Morales	2012	Grand Prairie	55
6	Dustin Pease	2010	Wichita	54

Games Started				
1	Alex Gunn	2017	Gary SouthShore	25
	Charle Rosario	2017	Gary SouthShore/Winnipeg	25
3	Charle Rosario	2016	Gary SouthShore	24
	Adam Champion	2013	Sioux Falls	24
5	Eight tied with			23

Innings Pitched				
1	Mark Hamburger	2017	St. Paul	172.0
2	Charle Rosario	2017	Gary SouthShore/Winnipeg	158.2
	Mark Hamburger	2016	St. Paul	158.2
4	Charle Rosario	2016	Gary SouthShore	155.1
	Ben Moore	2013	Sioux Falls	155.1
	Kyle Ruwe	2013	Sioux Falls	155.1

Walks				
1	Shaun Ellis	2010	El Paso	82
	Trevor Fox	2009	Sioux City	82
3	Tyler Pearson	2015	Amarillo, Sioux Falls	76
4	Tyler Pearson	2014	Laredo	72
	Junior Guerra	2011	Wichita	72
6	Oswaldo Rodriguez	2011	Shreveport	71

Strikeouts				
1	Tyler Alexander	2017	Fargo-Moorhead	167
2	Brandon Mann	2015	Fargo-Moorhead	157
3	Tyler Alexander	2016	Fargo-Moorhead	156
4	Ben Moore	2011	Sioux Falls	144
5	Charle Rosario	2017	Gary SouthShore/Winnipeg	132
	Patrick Johnson	2015	Sioux City	132

Master League Schedule - All times Central.

Thursday, May 17

Sioux City at Lincoln7:05

Friday, May 18

Sioux City at Lincoln7:05
Chicago at Sioux Falls7:05
Fargo at Texas7:05
Kansas City at Wichita7:05
Winnipeg at Cleburne7:06
St. Paul at Gary7:10

Saturday, May 19

St. Paul at Gary3:10
Chicago at Sioux Falls6:05
Sioux City at Lincoln7:05
Fargo at Texas7:05
Kansas City at Wichita7:05
Winnipeg at Cleburne7:06

Sunday, May 20

Sioux City at Lincoln1:05
Chicago at Sioux Falls1:05
Kansas City at Wichita1:05
Winnipeg at Cleburne2:05
Fargo at Texas2:05
St. Paul at Gary2:10

Monday, May 21

Chicago at St. Paul3:05
Winnipeg at Texas7:05
Fargo at Cleburne7:06

Tuesday, May 22

Winnipeg at Texas11:00a
Wichita at Lincoln6:45
Gary at Kansas City7:05
Chicago at St. Paul7:05
Sioux City at Sioux Falls7:05
Fargo at Cleburne7:06

Wednesday, May 23

Winnipeg at Texas11:00a
Fargo at Cleburne12:05
Wichita at Lincoln6:45
Gary at Kansas City7:05
Chicago at St. Paul7:05
Sioux City at Sioux Falls7:05

Thursday, May 24

Wichita at Lincoln6:45
Gary at Kansas City7:05
Sioux City at Sioux Falls7:05

Friday, May 25

Sioux Falls at Winnipeg7:00
Lincoln at Fargo7:02
Kansas City at Chicago7:05
Gary at St. Paul7:05
Cleburne at Sioux City7:05
Texas at Wichita7:05

Saturday, May 26

Sioux Falls at Winnipeg6:00
Lincoln at Fargo6:00
Kansas City at Chicago7:05
Gary at St. Paul7:05
Cleburne at Sioux City7:05
Texas at Wichita7:05

Sunday, May 27

Sioux Falls at Winnipeg1:00
Lincoln at Fargo1:00
Kansas City at Chicago1:05
Texas at Wichita1:05
Gary at St. Paul5:05
Cleburne at Sioux City6:05

Monday, May 28

Chicago at Gary4:10
Cleburne at Wichita5:05
Sioux Falls at Fargo6:00
Lincoln at Winnipeg7:00
Kansas City at Sioux City ...7:05
St. Paul at Texas7:05

Tuesday, May 29

Lincoln at Winnipeg7:00
Sioux Falls at Fargo7:02
Kansas City at Sioux City ...7:05
St. Paul at Texas7:05
Cleburne at Wichita7:05
Chicago at Gary7:10

Wednesday, May 30

Lincoln at Winnipeg7:00
Sioux Falls at Fargo7:02
Kansas City at Sioux City ...7:05
St. Paul at Texas7:05
Cleburne at Wichita7:05
Chicago at Gary7:10

Thursday, May 31

St. Paul at Texas11:00a
Lincoln at Winnipeg11:00a
Kansas City at Sioux City ...7:05
Cleburne at Wichita7:05
Chicago at Gary7:10

Friday, June 1

Winnipeg at Chicago7:05
Wichita at Kansas City7:05
Lincoln at Sioux Falls7:05
Sioux City at Texas7:05
St. Paul at Cleburne7:06
Fargo at Gary7:10

Saturday, June 2

Fargo at Gary3:10
Lincoln at Sioux Falls6:05
Winnipeg at Chicago7:05
Wichita at Kansas City7:05
Sioux City at Texas7:05
St. Paul at Cleburne7:06

Sunday, June 3

Winnipeg at Chicago1:05
Wichita at Kansas City1:05
Lincoln at Sioux Falls1:05
St. Paul at Cleburne2:05
Sioux City at Texas2:05
Fargo at Gary2:10

Monday, June 4

Fargo at Lincoln6:45
Sioux Falls at Chicago7:05
St. Paul at Wichita7:05
Sioux City at Cleburne7:06
Winnipeg at Gary7:10

Tuesday, June 5

Fargo at Lincoln6:45
Sioux Falls at Chicago7:05
Kansas City at Texas7:05
St. Paul at Wichita7:05
Sioux City at Cleburne7:06
Winnipeg at Gary7:10

Wednesday, June 6

Fargo at Lincoln6:45
Sioux Falls at Chicago7:05
Kansas City at Texas7:05
St. Paul at Wichita7:05
Sioux City at Cleburne7:06
Winnipeg at Gary7:10

Thursday, June 7

Gary at Fargo7:02
Kansas City at Texas7:05

Friday, June 8

Chicago at Winnipeg7:00
Gary at Fargo7:02
Cleburne at Lincoln7:05
Sioux Falls at St. Paul7:05
Texas at Sioux City7:05
Kansas City at Wichita7:05

Saturday, June 9

Gary at Fargo6:00
Chicago at Winnipeg6:00
Cleburne at Lincoln7:05
Sioux Falls at St. Paul7:05
Texas at Sioux City7:05
Kansas City at Wichita7:05

Sunday, June 10

Gary at Fargo1:00
Chicago at Winnipeg1:00
Cleburne at Lincoln1:05
Kansas City at Wichita1:05
Sioux Falls at St. Paul5:05
Texas at Sioux City6:05

Monday, June 11

Gary at Winnipeg11:00a
Sioux City at Kansas City ...7:05
Fargo at St. Paul7:05
Chicago at Sioux Falls7:05
Lincoln at Texas7:05
Wichita at Cleburne7:06

Tuesday, June 12

Gary at Winnipeg7:00
Sioux City at Kansas City ...7:05
Fargo at St. Paul7:05
Chicago at Sioux Falls7:05
Lincoln at Texas7:05
Wichita at Cleburne7:06

Wednesday, June 13

Chicago at Sioux Falls12:05
Fargo at St. Paul1:05
Gary at Winnipeg7:00
Sioux City at Kansas City ...7:05
Lincoln at Texas7:05
Wichita at Cleburne7:06

Thursday, June 14

Sioux City at Kansas City ...7:05
Chicago at Sioux Falls7:05
Lincoln at Texas7:05
Wichita at Cleburne7:06

Friday, June 15

Kansas City at Fargo7:02
St. Paul at Chicago7:05
Winnipeg at Sioux Falls7:05
Wichita at Texas7:05
Lincoln at Cleburne7:06
Sioux City at Gary7:10

Saturday, June 16

Kansas City at Fargo6:00
Winnipeg at Sioux Falls6:05
Sioux City at Gary6:10
St. Paul at Chicago7:05
Wichita at Texas7:05
Lincoln at Cleburne7:06

Sunday, June 17

Kansas City at Fargo1:00
St. Paul at Chicago1:05
Winnipeg at Sioux Falls1:05
Sioux City at Gary1:10
Wichita at Texas2:05
Lincoln at Cleburne6:05

Monday, June 18

St. Paul at Lincoln6:45
Kansas City at Winnipeg ...7:00

Tuesday, June 19

St. Paul at Lincoln6:45
Kansas City at Winnipeg ...7:00
Texas at Chicago7:05
Fargo at Sioux City7:05
Sioux Falls at Wichita7:05
Cleburne at Gary7:10

Wednesday, June 20

Cleburne at Gary12:10
St. Paul at Lincoln6:45
Kansas City at Winnipeg ...7:00
Texas at Chicago7:05
Fargo at Sioux City7:05
Sioux Falls at Wichita7:05

Thursday, June 21

Texas at Chicago7:05
Winnipeg at St. Paul7:05
Fargo at Sioux City7:05
Sioux Falls at Wichita7:05
Cleburne at Gary7:10

Friday, June 22

Wichita at Fargo7:02
Cleburne at Kansas City ...7:05
Chicago at Lincoln7:05
Winnipeg at St. Paul7:05
Gary at Sioux City7:05
Texas at Sioux Falls7:05

Saturday, June 23

Wichita at Fargo6:00
Texas at Sioux Falls6:05
Cleburne at Kansas City ...7:05
Chicago at Lincoln7:05
Winnipeg at St. Paul7:05
Gary at Sioux City7:05

Sunday, June 24

Wichita at Fargo1:00
Cleburne at Kansas City ...1:05
Chicago at Lincoln1:05
Texas at Sioux Falls1:05
Winnipeg at St. Paul5:05
Gary at Sioux City6:05

Monday, June 25

Wichita at Winnipeg7:00
Gary at Chicago7:05
Sioux City at St. Paul7:05

Tuesday, June 26

Gary at Chicago11:35a
Wichita at Winnipeg7:00
Texas at Fargo7:02
Lincoln at Kansas City7:05
Sioux City at St. Paul7:05
Sioux Falls at Cleburne7:06

Wednesday, June 27

Wichita at Winnipeg7:00
Texas at Fargo7:02
Lincoln at Kansas City7:05
Sioux City at St. Paul7:05
Sioux Falls at Cleburne7:06
Chicago at Gary7:10

Thursday, June 28

Texas at Fargo12:30
St. Paul at Winnipeg7:00
Lincoln at Kansas City7:05
Sioux Falls at Cleburne7:06
Chicago at Gary7:10

Friday, June 29

St. Paul at Winnipeg7:00
Fargo at Chicago7:05
Gary at Lincoln7:05
Sioux Falls at Texas7:05
Sioux City at Wichita7:05
Kansas City at Cleburne ...7:06

Saturday, June 30

St. Paul at Winnipeg6:00
Fargo at Chicago7:05
Gary at Lincoln7:05
Sioux Falls at Texas7:05
Sioux City at Wichita7:05
Kansas City at Cleburne ...7:06

Sunday, July 1

St. Paul at Winnipeg1:00
Fargo at Chicago1:05
Gary at Lincoln1:05
Sioux City at Wichita1:05
Kansas City at Cleburne ...6:05
Sioux Falls at Texas6:05

Monday, July 2

Fargo at St. Paul6:05
Gary at Chicago7:05
Sioux Falls at Kansas City ...7:05
Winnipeg at Sioux City7:05
Texas at Cleburne7:06

Tuesday, July 3

Cleburne at Texas5:35
Gary at Chicago6:05
St. Paul at Fargo7:02
Sioux Falls at Kansas City ...7:05
Winnipeg at Sioux City7:05
Lincoln at Wichita7:05

Wednesday, July 4

Chicago at Gary (DH)5:00
Texas at Cleburne6:05
Lincoln at Wichita6:05
St. Paul at Fargo7:02
Sioux Falls at Kansas City ...7:05
Winnipeg at Sioux City7:05

Thursday, July 5

Winnipeg at Fargo.....7:02
 Kansas City at Texas7:05
 Lincoln at Wichita7:05

Friday, July 6

Winnipeg at Fargo.....7:02
 Cleburne at Chicago.....7:05
 Lincoln at St. Paul.....7:05
 Wichita at Sioux City.....7:05
 Gary at Sioux Falls.....7:05
 Kansas City at Texas7:05

Saturday, July 7

Winnipeg at Fargo.....6:00
 Gary at Sioux Falls.....6:05
 Cleburne at Chicago.....7:05
 Lincoln at St. Paul.....7:05
 Wichita at Sioux City.....7:05
 Kansas City at Texas7:05

Sunday, July 8

Winnipeg at Fargo.....1:00
 Gary at Sioux Falls.....1:05
 Cleburne at Chicago.....1:05
 Lincoln at St. Paul.....5:05
 Wichita at Sioux City.....6:05

Monday, July 9

Kansas City at Lincoln.....6:45
 Sioux Falls at Winnipeg.....7:00
 Sioux City at Chicago.....7:05
 Cleburne at St. Paul.....7:05
 Fargo at Wichita.....7:05
 Texas at Gary.....7:10

Tuesday, July 10

Sioux Falls at Winnipeg...11:00a
 Texas at Gary.....12:10
 Kansas City at Lincoln.....6:45
 Sioux City at Chicago.....7:05
 Cleburne at St. Paul.....7:05
 Fargo at Wichita.....7:05

Wednesday, July 11

Fargo at Wichita.....11:05a
 Sioux City at Chicago.....11:35a
 Cleburne at St. Paul.....1:05
 Kansas City at Lincoln.....6:45
 Sioux Falls at Winnipeg.....7:00
 Texas at Gary.....7:10

Thursday, July 12

Sioux Falls at Winnipeg.....7:00
 St. Paul at Kansas City.....7:05
 Texas at Wichita.....7:05

Friday, July 13

Gary at Winnipeg.....7:00
 St. Paul at Kansas City.....7:05
 Lincoln at Sioux City.....7:05
 Fargo at Sioux Falls.....7:05
 Texas at Wichita.....7:05
 Chicago at Cleburne.....7:06

Saturday, July 14

Gary at Winnipeg.....6:00
 Fargo at Sioux Falls.....6:05
 St. Paul at Kansas City.....7:05
 Lincoln at Sioux City.....7:05
 Texas at Wichita.....7:05
 Chicago at Cleburne.....7:06

Sunday, July 15

Gary at Winnipeg.....1:00
 Fargo at Sioux Falls.....1:05
 Texas at Wichita.....1:05
 St. Paul at Kansas City.....4:05
 Chicago at Cleburne.....6:05
 Lincoln at Sioux City.....6:05

Monday, July 16

Wichita at Lincoln.....6:45
 Fargo at Sioux Falls.....7:05
 Chicago at Texas.....7:05
 Kansas City at Cleburne.....7:06

Tuesday, July 17

Wichita at Lincoln.....6:45
 Gary at Fargo.....7:02
 St. Paul at Sioux City.....7:05
 Winnipeg at Sioux Falls.....7:05
 Chicago at Texas.....7:05
 Kansas City at Cleburne.....7:06

Wednesday, July 18

Wichita at Lincoln.....6:45
 Gary at Fargo.....7:02
 St. Paul at Sioux City.....7:05
 Winnipeg at Sioux Falls.....7:05
 Chicago at Texas.....7:05
 Kansas City at Cleburne.....7:06

Thursday, July 19

Gary at Fargo.....12:30
 St. Paul at Sioux City.....7:05
 Winnipeg at Sioux Falls.....7:05
 Cleburne at Wichita.....7:05

Friday, July 20

Winnipeg at Fargo.....7:02
 Sioux Falls at Chicago.....7:05
 Texas at Kansas City.....7:05
 Sioux City at Lincoln.....7:05
 Cleburne at Wichita.....7:05
 St. Paul at Gary.....7:10

Saturday, July 21

Winnipeg at Fargo.....6:00
 St. Paul at Gary.....6:10
 Sioux Falls at Chicago.....7:05
 Texas at Kansas City.....7:05
 Sioux City at Lincoln.....7:05
 Lincoln at Wichita.....7:05
 Cleburne at Wichita.....7:05

Sunday, July 22

Winnipeg at Fargo.....1:00
 Sioux Falls at Chicago.....1:05
 Texas at Kansas City.....1:05
 Sioux City at Lincoln.....1:05
 Cleburne at Wichita.....1:05
 St. Paul at Gary.....2:10

Monday, July 23

Fargo at Chicago.....7:05
 Cleburne at Sioux City.....7:05
 Sioux Falls at Gary.....7:10

Tuesday, July 24

Fargo at Chicago.....11:35a
 Texas at Winnipeg.....7:00
 Lincoln at Kansas City.....7:05
 Cleburne at Sioux City.....7:05
 Sioux Falls at Gary.....7:10

Wednesday, July 25

Texas at Winnipeg.....7:00
 Fargo at Chicago.....7:05
 Lincoln at Kansas City.....7:05
 Cleburne at Sioux City.....7:05
 Sioux Falls at Gary.....7:10

Thursday, July 26

Texas at Winnipeg.....7:00
 Lincoln at Kansas City.....7:05
 Wichita at St. Paul.....7:05
 Cleburne at Sioux City.....7:05

Friday, July 27

Fargo at Winnipeg.....7:00
 Chicago at Kansas City.....7:05
 Texas at St. Paul.....7:05
 Lincoln at Sioux City.....7:05
 Wichita at Sioux Falls.....7:05
 Gary at Cleburne.....7:06

Saturday, July 28

Fargo at Winnipeg.....6:00
 Wichita at Sioux Falls.....6:05
 Chicago at Kansas City.....7:05
 Texas at St. Paul.....7:05
 Lincoln at Sioux City.....7:05
 Gary at Cleburne.....7:06

Sunday, July 29

Fargo at Winnipeg.....1:00
 Chicago at Kansas City.....1:05
 Wichita at Sioux Falls.....4:05
 Texas at St. Paul.....5:05
 Gary at Cleburne.....6:05
 Lincoln at Sioux City.....6:05

Monday, July 30

St. Paul at Fargo.....7:02
 Wichita at Chicago.....7:05
 Gary at Cleburne.....7:06

Tuesday, July 31

Winnipeg at Lincoln.....6:45
 St. Paul at Fargo.....7:02
 Wichita at Chicago.....7:05
 Kansas City at Sioux Falls...7:05
 Gary at Texas.....7:05
 Sioux City at Cleburne.....7:06

Wednesday, August 1

Winnipeg at Lincoln.....6:45
 St. Paul at Fargo.....7:02
 Wichita at Chicago.....7:05
 Kansas City at Sioux Falls...7:05
 Gary at Texas.....7:05
 Sioux City at Cleburne.....7:06

Thursday, August 2

St. Paul at Fargo.....12:30
 Winnipeg at Lincoln.....6:45
 Wichita at Chicago.....7:05
 Kansas City at Sioux Falls...7:05
 Sioux City at Texas.....7:05

Friday, August 3

Chicago at Winnipeg.....7:00
 Cleburne at Fargo.....7:02
 Sioux Falls at Lincoln.....7:05
 Kansas City at St. Paul.....7:05
 Sioux City at Texas.....7:05
 Wichita at Gary.....7:10

Saturday, August 4

Cleburne at Fargo.....6:00
 Chicago at Winnipeg.....6:00
 Wichita at Gary.....6:10
 Sioux Falls at Lincoln.....7:05
 Kansas City at St. Paul.....7:05
 Sioux City at Texas.....7:05

Sunday, August 5

Cleburne at Fargo.....1:00
 Chicago at Winnipeg.....1:00
 Sioux Falls at Lincoln.....1:05
 Wichita at Gary.....1:10
 Kansas City at St. Paul.....5:05
 Sioux City at Texas.....6:05

Monday, August 6

Cleburne at Winnipeg.....7:00
 Chicago at Fargo.....7:02
 Texas at Kansas City.....7:05
 Wichita at Sioux City.....7:05
 St. Paul at Sioux Falls.....7:05
 Lincoln at Gary.....7:10

Tuesday, August 7

Cleburne at Winnipeg.....7:00
 Chicago at Fargo.....7:02
 Texas at Kansas City.....7:05
 Wichita at Sioux City.....7:05
 St. Paul at Sioux Falls.....7:05
 Lincoln at Gary.....7:10

Wednesday, August 8

St. Paul at Sioux Falls.....12:05
 Cleburne at Winnipeg.....7:00
 Chicago at Fargo.....7:02
 Texas at Kansas City.....7:05
 Wichita at Sioux City.....7:05
 Lincoln at Gary.....7:10

Thursday, August 9

Texas at Lincoln.....6:45
 Gary at St. Paul.....7:05
 Kansas City at Sioux City...7:05
 Fargo at Sioux Falls.....7:05

Friday, August 10

Winnipeg at Chicago.....7:05
 Texas at Lincoln.....7:05
 Gary at St. Paul.....7:05
 Kansas City at Sioux City...7:05
 Fargo at Sioux Falls.....7:05
 Wichita at Cleburne.....7:06

Saturday, August 11

Fargo at Sioux Falls.....6:05
 Winnipeg at Chicago.....7:05
 Texas at Lincoln.....7:05
 Gary at St. Paul.....7:05
 Kansas City at Sioux City...7:05
 Wichita at Cleburne.....7:06

Sunday, August 12

Winnipeg at Chicago.....1:05
 Texas at Lincoln.....1:05
 Fargo at Sioux Falls.....1:05
 Gary at St. Paul.....5:05
 Wichita at Cleburne.....6:05
 Kansas City at Sioux City...6:05

Monday, August 13

Sioux Falls at St. Paul.....7:05
 Wichita at Cleburne.....7:06
 Winnipeg at Gary.....7:10

Tuesday, August 14

Fargo at Kansas City.....7:05
 Sioux Falls at St. Paul.....7:05
 Cleburne at Texas.....7:05
 Lincoln at Wichita.....7:05
 Winnipeg at Gary.....7:10

Wednesday, August 15

Sioux Falls at St. Paul.....1:05
 Fargo at Kansas City.....7:05
 Chicago at Sioux City.....7:05
 Cleburne at Texas.....7:05
 Lincoln at Wichita.....7:05
 Winnipeg at Gary.....7:10

Thursday, August 16

Fargo at Kansas City.....7:05
 Chicago at Sioux City.....7:05
 Sioux Falls at St. Paul.....7:05
 Cleburne at Texas.....7:05
 Lincoln at Wichita.....7:05

Friday, August 17

Sioux City at Winnipeg.....7:00
 Cleburne at Kansas City...7:05
 Fargo at St. Paul.....7:05
 Lincoln at Texas.....7:05
 Chicago at Wichita.....7:05
 Sioux Falls at Gary.....7:10

Saturday, August 18

Sioux City at Winnipeg.....6:00
 Sioux Falls at Gary.....6:10
 Cleburne at Kansas City...7:05
 Fargo at St. Paul.....7:05
 Lincoln at Texas.....7:05
 Chicago at Wichita.....7:05

Sunday, August 19

Sioux City at Winnipeg.....1:00
 Cleburne at Kansas City...1:05
 Chicago at Wichita.....1:05
 Sioux Falls at Gary.....2:10
 Lincoln at Texas.....6:05

Monday, August 20

Sioux City at Fargo.....7:02
 Gary at Chicago.....7:05
 St. Paul at Sioux Falls.....7:05
 Winnipeg at Wichita.....7:05
 Texas at Cleburne.....7:06

Tuesday, August 21

Kansas City at Lincoln.....6:45
 Sioux City at Fargo.....7:02
 Gary at Chicago.....7:05
 St. Paul at Sioux Falls.....7:05
 Winnipeg at Wichita.....7:05
 Texas at Cleburne.....7:06

Wednesday, August 22

K.C. at Lincoln (Game 1)...11:05a
 K.C. at Lincoln (Game 2)...6:45
 Sioux City at Fargo.....7:02
 Gary at Chicago.....7:05
 St. Paul at Sioux Falls.....7:05
 Cleburne at Texas.....7:05
 Winnipeg at Wichita.....7:05

Thursday, August 23

St. Paul at Chicago.....7:05
 Winnipeg at Kansas City...7:05
 Sioux Falls at Sioux City...7:05
 Wichita at Texas.....7:05
 Lincoln at Cleburne.....7:06
 Fargo at Gary.....7:10



THE MARK OF A PRO[®]



THE OFFICIAL BATTING HELMET AND
BALL SUPPLIER OF MINOR LEAGUE BASEBALL[®]



THE OFFICIAL BATTING HELMET AND
BALL SUPPLIER OF MAJOR LEAGUE BASEBALL[®]