



# Laws of the Game

2009/2010



Printed for the  
American Youth Soccer Organization  
with the permission of FIFA

**FIFA®**

*For the Game. For the World.*

## **Fédération Internationale de Football Association**

President:	Joseph S. Blatter
Secretary General:	Jérôme Valcke
Address:	FIFA FIFA-Strasse 20 P.O. Box 8044 Zurich Switzerland
Telephone:	+41-(0)43-222 7777
Fax:	+41-(0)43-222 7878
Internet:	<a href="http://www.FIFA.com">www.FIFA.com</a>



# Laws of the Game 2009/2010

## **AYSO EDITION**

Printed for  
The American Youth Soccer Organization  
with the permission of FIFA

The American Youth Soccer Organization  
is a National Association member of  
the United States Soccer Federation

Authorised by the International Football Association Board.  
This booklet may not be reproduced or translated in whole  
or in part in any manner without the permission of FIFA.  
Published by Fédération Internationale de Football Association  
FIFA-Strasse 20, 8044 Zurich, Switzerland

**FÉDÉRATION INTERNATIONALE DE FOOTBALL ASSOCIATION**

President: Joseph S. Blatter  
Secretary General: Jérôme Valcke  
Address: FIFA-Strasse 20  
P.O. Box  
8044 Zurich  
Switzerland  
Telephone: +41 (0)43 222 7777  
Telefax: +41 (0)43 222 7878  
Internet: [www.FIFA.com](http://www.FIFA.com)

**INTERNATIONAL FOOTBALL ASSOCIATION BOARD (IFAB)**

Members: The Football Association  
The Scottish Football Association  
The Football Association of Wales  
Irish Football Association  
(1 vote each)

Fédération Internationale  
de Football Association (FIFA)  
(4 votes)

Next meeting of the International Football Association Board:  
Switzerland, 5-7 March 2010

## NOTES ON THE LAWS OF THE GAME

### Modifications

Subject to the agreement of the member association concerned and provided the principles of these Laws are maintained, the Laws may be modified in their application for matches for players of under 16 years of age, for women footballers, for veteran footballers (over 35 years of age) and for players with disabilities.

Any or all of the following modifications are permissible:

- size of the field of play
- size, weight and material of the ball
- width between the goalposts and height of the crossbar from the ground
- duration of the periods of play
- substitutions

Further modifications are only allowed with the consent of the International Football Association Board.

### Male and Female

References to the male gender in the Laws of the Game in respect of referees, assistant referees, players and officials are for simplification and apply to both men and women.

### Key

A single line in the left-hand margin indicates new Law changes.

**AYSO**

AYSO Rules of Competition and modifications, in accordance with the above notes, are included following the appropriate Laws.

**AYSO NATIONAL OFFICERS**

MIKE WADE

National President

PAULA BERRIZ

Vice President

MARK STEWART

Vice President

JIM SCHAUER

National Secretary

JEFF STERN

National Treasurer

**AYSO BOARD MEMBERS**

ADRIENNE COFFIN

BILL HUMMELL

DANIEL KLEIN

MARK LINSKY

RANDY MCNUTT

TONY VERONICO

RICK DAVIS

Executive Director

THOMAS BOBADILLA

National Referee Program Administrator

STEVE CLOSE

National Referee Program Coordinator

PAT MULLANE

Chairman, AYSO National Referee Advisory Commission

BILL MASON

FIFA Law Interpreter

Correspondence for any of the above individuals should be addressed to:

**AMERICAN YOUTH SOCCER ORGANIZATION**

12501 S. Isis Avenue

Hawthorne, CA 90250

(800) USA-AYSO

FAX (310) 643-5310

[www.AYSO.org](http://www.AYSO.org)

Page	Law
6	1 – The field of play
13	2 – The ball
15	3 – The number of players
18	4 – The players' equipment
21	5 – The referee
25	6 – The assistant referees
26	7 – The duration of the match
27	8 – The start and restart of play
29	9 – The ball in and out of play
30	10 – The method of scoring
31	11 – Offside
32	12 – Fouls and misconduct
36	13 – Free kicks
40	14 – The penalty kick
44	15 – The throw-in
46	16 – The goal kick
48	17 – The corner kick
50	Procedures to determine the winner of a match or home-and-away
52	The technical area
53	The fourth official and the reserve assistant referee
55	Interpretation of the Laws of the Game and guidelines for referees
130	Rules of the International Football Association Board

## Field Surface

---

Matches may be played on natural or artificial surfaces, according to the rules of the competition.

The colour of artificial surfaces must be green.

Where artificial surfaces are used in either competition matches between representative teams of member associations affiliated to FIFA or international club competition matches, the surface must meet the requirements of the FIFA Quality Concept for Football Turf or the International Artificial Turf Standard, unless special dispensation is given by FIFA.

## Field Markings

---

The field of play must be rectangular and marked with lines. These lines belong to the areas of which they are boundaries.

The two longer boundary lines are called touch lines. The two shorter lines are called goal lines.

The field of play is divided into two halves by a halfway line, which joins the midpoints of the two touch lines.

The centre mark is indicated at the midpoint of the halfway line. A circle with a radius of 9.15 m (10 yds) is marked around it.

Marks may be made off the field of play, 9.15 m (10 yds) from the corner arc and at right angles to the goal lines and the touch lines, to ensure that defending players retreat this distance when a corner kick is being taken.



## Dimensions

---

The length of the touch line must be greater than the length of the goal line.

Length (touch line):	minimum	90 m	(100 yds)
	maximum	120 m	(130 yds)
Width (goal line):	minimum	45 m	(50 yds)
	maximum	90 m	(100 yds)

All lines must be of the same width, which must be not more than 12 cm (5 ins).

## International Matches

---

Length:	minimum	100 m	(110 yds)
	maximum	110 m	(120 yds)
Width:	minimum	64 m	(70 yds)
	maximum	75 m	(80 yds)

## The Goal Area

---

Two lines are drawn at right angles to the goal line, 5.5 m (6 yds) from the inside of each goalpost. These lines extend into the field of play for a distance of 5.5 m (6 yds) and are joined by a line drawn parallel with the goal line. The area bounded by these lines and the goal line is the goal area.

### **The Penalty Area**

---

Two lines are drawn at right angles to the goal line, 16.5 m (18 yds) from the inside of each goalpost. These lines extend into the field of play for a distance of 16.5 m (18 yds) and are joined by a line drawn parallel with the goal line. The area bounded by these lines and the goal line is the penalty area.

Within each penalty area, a penalty mark is made 11 m (12 yds) from the midpoint between the goalposts and equidistant to them.

An arc of a circle with a radius of 9.15 m (10 yds) from the centre of each penalty mark is drawn outside the penalty area.

### **Flagposts**

---

A flagpost, not less than 1.5 m (5 ft) high, with a non-pointed top and a flag must be placed at each corner.

Flagposts may also be placed at each end of the halfway line, not less than 1 m (1 yd) outside the touch line.

### **The Corner Arc**

---

A quarter circle with a radius of 1 m (1 yd) from each corner flagpost is drawn inside the field of play.

## Goals

---

A goal must be placed on the centre of each goal line.

A goal consists of two upright posts equidistant from the corner flagposts and joined at the top by a horizontal crossbar. The goalposts and crossbar must be made of wood, metal or other approved material. They may be square, rectangular, round or elliptical in shape and must not be dangerous to players. The distance between the posts is 7.32 m (8 yds) and the distance from the lower edge of the crossbar to the ground is 2.44 m (8 ft).


Both goalposts and the crossbar have the same width and depth, which do not exceed 12 cm (5 ins). The goal lines must be of the same width as the goalposts and the crossbar. Nets may be attached to the goals and the ground behind the goal, provided that they are properly supported and do not interfere with the goalkeeper.

The goalposts and crossbars must be white.

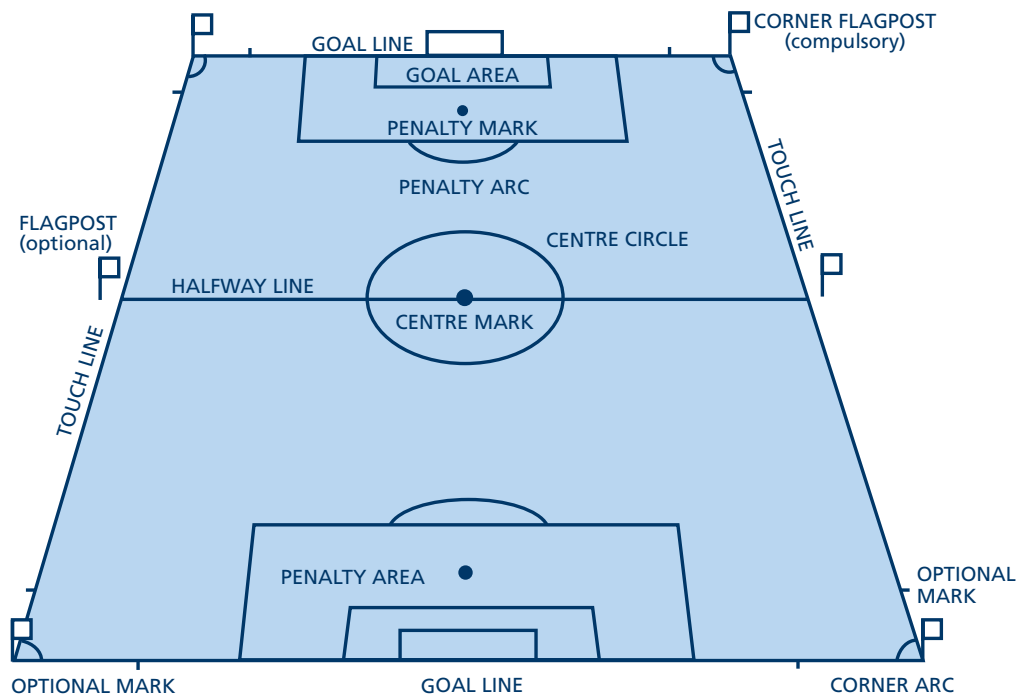
## Safety

---

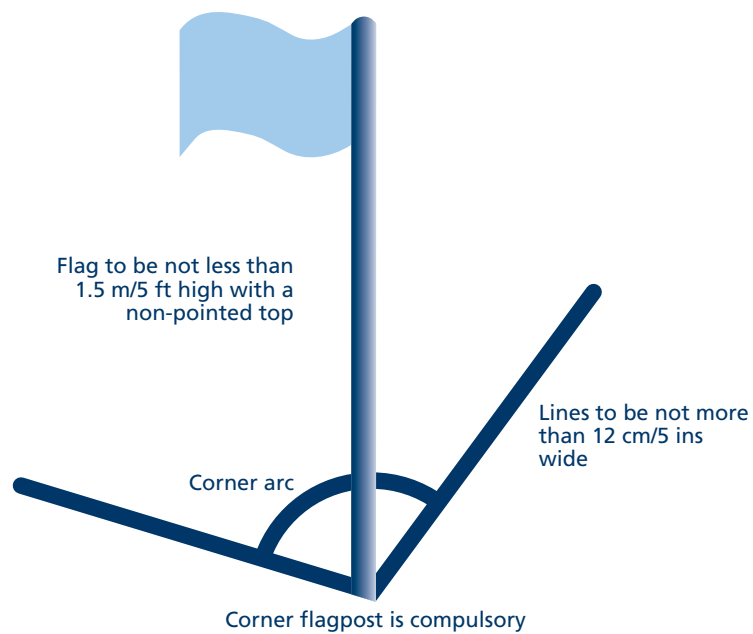
Goals must be anchored securely to the ground. Portable goals may only be used if they satisfy this requirement.



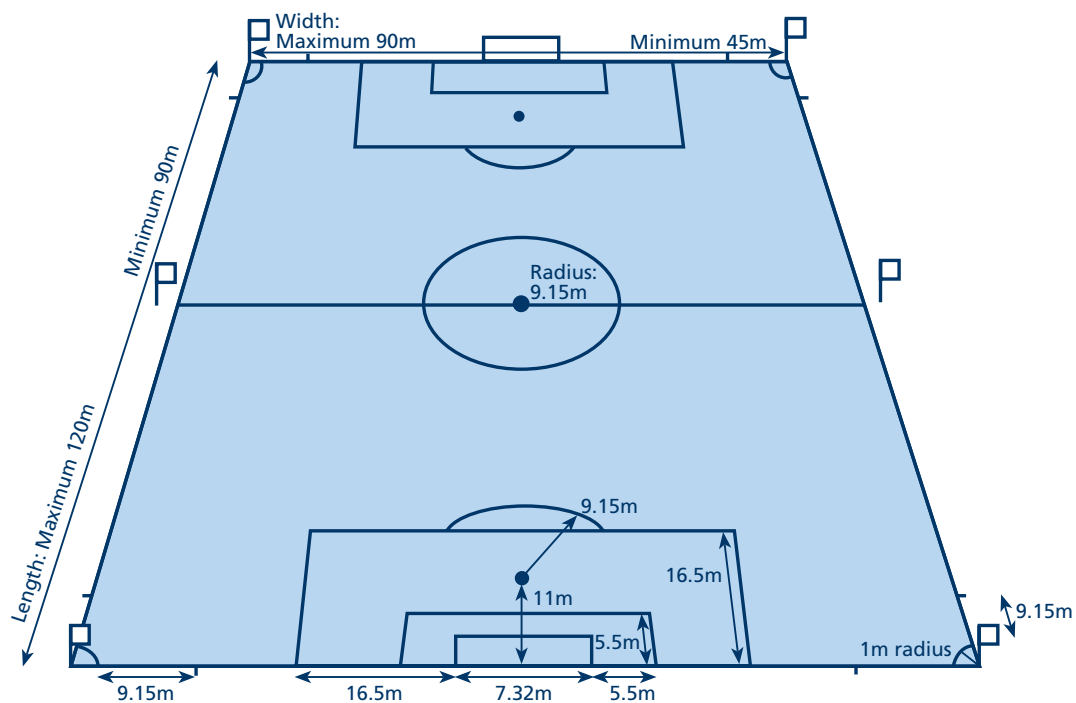
## The Field of Play



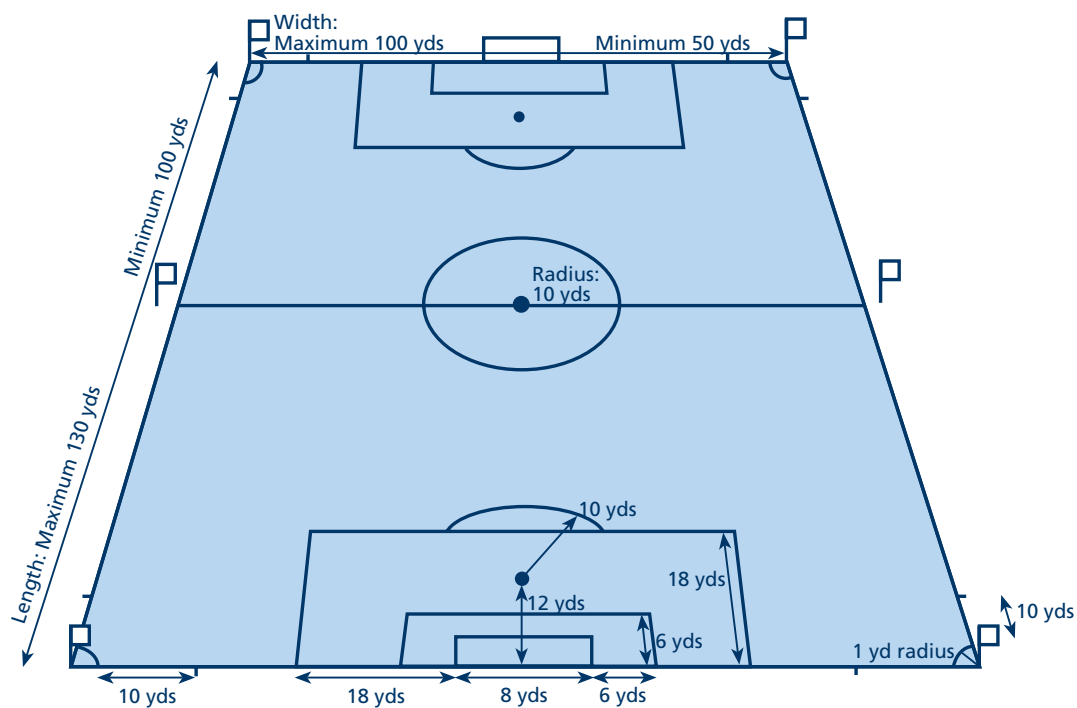
## Corner Flagpost



## Metric Measurements



## Imperial Measurements



**Decisions of the International F.A. Board****Decision 1**

*Where a technical area exists, it must meet the requirements approved by the International F.A. Board, which are contained in the section of this publication entitled The Technical Area.*

**AYSO RULES OF COMPETITION**

- The dimensions and markings of the field of play and goals shall be at the discretion of the region and, whenever possible, conform to the FIFA *Laws of the Game* or to AYSO short-sided game requirements.
- A coaches' area extending ten yards on each side of the halfway line shall be marked by two lines off the field of play and perpendicular to the touch line. Where possible, the coaches' area shall include two additional lines, with one line parallel to and at least one yard from the touch line, and a second parallel line no more than three yards from the touch line.
- The field shall be marked, where possible, with a spectator control line parallel to the touch line at a distance of at least three yards from the touch line. Coaches and officials should help the assistant referees keep spectators behind the spectator control line.
- Spectators shall not be allowed behind the goal lines, with the exception of photographers who have received authorization from the referee, and who must remain quiet and sufficiently back from the goal lines.

## Qualities and Measurements

---

The ball is:

- spherical
- made of leather or other suitable material
- of a circumference of not more than 70 cm (28 ins) and not less than 68 cm (27 ins)
- not more than 450 g (16 oz) and not less than 410 g (14 oz) in weight at the start of the match
- of a pressure equal to 0.6 – 1.1 atmosphere (600 – 1,100 g/cm<sup>2</sup>) at sea level (8.5 lbs/sq in – 15.6 lbs/sq in)

## Replacement of a Defective Ball

---

If the ball bursts or becomes defective during the course of a match:

- the match is stopped
- the match is restarted by dropping the replacement ball at the place where the original ball became defective, unless play was stopped inside the goal area, in which case the referee drops the replacement ball on the goal area line parallel to the goal line at the point nearest to where the original ball was located when play was stopped

If the ball bursts or becomes defective whilst not in play at a kick-off, goal kick, corner kick, free kick, penalty kick or throw-in:

- the match is restarted accordingly

The ball may not be changed during the match without the authority of the referee.

## Decisions of the International F.A. Board

### Decision 1

*In addition to the requirements of Law 2, acceptance of a ball for use in matches played in an official competition organised under the auspices of FIFA or the confederations is conditional upon the ball bearing one of the following:*

- *the official “FIFA APPROVED” logo*
- *the official “FIFA INSPECTED” logo*
- *the “INTERNATIONAL MATCHBALL STANDARD” logo*



*Such a logo on a ball indicates that it has been tested officially and found to be in compliance with specific technical requirements, different for each logo and additional to the minimum specifications stipulated in Law 2. The list of the additional requirements specific to each of the respective logos must be approved by the International F.A. Board. The institutes conducting the tests are subject to the approval of FIFA.*

*Member association competitions may also require the use of balls bearing any one of these three logos.*

### Decision 2

*In matches played in an official competition organised under the auspices of FIFA, the confederations or the member associations, no form of commercial advertising on the ball is permitted, except for the emblem of the competition, the competition organiser and the authorised trademark of the manufacturer. The competition regulations may restrict the size and number of such markings.*

AYSO SIZE AND WEIGHT OF BALL			
AGE DIVISION	SIZE	CIRCUMFERENCE	WEIGHT
U5, U6, U8	3	23.0-25.0 inches	10-12 oz.
U10, U12	4	25.0-26.5 inches	12-14 oz.
U14, U16, U19	5	26.5-28.0 inches	14-16 oz.



## Players

---

A match is played by two teams, each consisting of not more than eleven players, one of whom is the goalkeeper. A match may not start if either team consists of fewer than seven players.

## Official Competitions

---

Up to a maximum of three substitutes may be used in any match played in an official competition organised under the auspices of FIFA, the confederations or the member associations.

The rules of the competition must state how many substitutes may be nominated, from three up to a maximum of seven.

## Other Matches

---

In national A team matches, up to a maximum of six substitutes may be used.

In all other matches, a greater number of substitutes may be used provided that:

- the teams concerned reach agreement on a maximum number
- the referee is informed before the match

If the referee is not informed, or if no agreement is reached before the match, no more than six substitutes are allowed.

## All Matches

---

In all matches, the names of the substitutes must be given to the referee prior to the start of the match. Any substitute whose name is not given to the referee at this time may not take part in the match.

## Substitution Procedure

---

When replacing a player with a substitute, the following conditions must be observed:

- the referee must be informed before any proposed substitution is made
- the substitute only enters the field of play after the player being replaced has left and after receiving a signal from the referee
- the substitute only enters the field of play at the halfway line and during a stoppage in the match
- the substitution is completed when a substitute enters the field of play
- from that moment, the substitute becomes a player and the player he has replaced becomes a substituted player
- the substituted player takes no further part in the match
- all substitutes are subject to the authority and jurisdiction of the referee, whether called upon to play or not

## Changing the Goalkeeper

---

Any of the other players may change places with the goalkeeper, provided that:

- the referee is informed before the change is made
- the change is made during a stoppage in the match

### AYSO SHORT-SIDED GAMES

- In the younger divisions, short-sided games (i.e. 7 vs. 7, and fewer) are strongly encouraged to develop skills.
- Short-sided games are permitted for all age groups.

## **Infringements and Sanctions**

---

If a substitute or substituted player enters the field of play without the referee's permission:

- the referee stops play (although not immediately if the substitute or substituted player does not interfere with play)
- the referee cautions him for unsporting behaviour and orders him to leave the field of play
- if the referee has stopped play, it is restarted with an indirect free kick for the opposing team from the position of the ball at the time of the stoppage (see Law 13 – Position of Free Kick)

If a player changes places with the goalkeeper without the referee's permission before the change is made:

- the referee allows play to continue
- the referee cautions the players concerned when the ball is next out of play

In the event of any other infringements of this Law:

- the players concerned are cautioned
- the match is restarted with an indirect free kick, to be taken by a player of the opposing team from the position of the ball at the time of the stoppage (see Law 13 – Position of Free Kick)

## **Players and Substitutes Sent Off**

---

A player who has been sent off before the kick-off may be replaced only by one of the named substitutes.

A named substitute who has been sent off, either before the kick-off or after play has started, may not be replaced.

## Safety

---

A player must not use equipment or wear anything that is dangerous to himself or another player (including any kind of jewellery).

## Basic Equipment

---

The basic compulsory equipment of a player comprises the following separate items:

- a jersey or shirt with sleeves – if undergarments are worn, the colour of the sleeve must be the same main colour as the sleeve of the jersey or shirt.
- shorts – if undershorts are worn, they must be of the same main colour as the shorts
- stockings
- shinguards
- footwear

## Shinguards

---

- are covered entirely by the stockings
- are made of rubber, plastic or a similar suitable material
- provide a reasonable degree of protection

## Colours

---

- The two teams must wear colours that distinguish them from each other and also the referee and the assistant referees
- Each goalkeeper must wear colours that distinguish him from the other players, the referee and the assistant referees

### AYSO

- Shinguards must be worn in all AYSO practices and games.
- Team members may not practice or participate in any game with any type of cast or splint.

## **Infringements and Sanctions**

---

In the event of any infringement of this Law:

- play need not be stopped
- the player at fault is instructed by the referee to leave the field of play to correct his equipment
- the player leaves the field of play when the ball next ceases to be in play, unless he has already corrected his equipment
- any player required to leave the field of play to correct his equipment must not re-enter without the referee's permission
- the referee checks that the player's equipment is correct before allowing him to re-enter the field of play
- the player is only allowed to re-enter the field of play when the ball is out of play

A player who has been required to leave the field of play because of an infringement of this Law and who re-enters the field of play without the referee's permission must be cautioned.

## **Restart of Play**

---

If play is stopped by the referee to administer a caution:

- the match is restarted by an indirect free kick taken by a player of the opposing team, from the place where the ball was located when the referee stopped the match (see Law 13 – Position of Free Kick)

**Decision of the International F.A. Board**

---

**Decision 1**

*Players must not reveal undergarments showing slogans or advertising. The basic compulsory equipment must not have any political, religious or personal statements.*

*A player removing his jersey or shirt to reveal slogans or advertising will be sanctioned by the competition organiser. The team of a player whose basic compulsory equipment has political, religious or personal slogans or statements will be sanctioned by the competition organiser or by FIFA.*

## The Authority of the Referee

---

Each match is controlled by a referee who has full authority to enforce the Laws of the Game in connection with the match to which he has been appointed.

## Powers and Duties

---

The Referee:

- enforces the Laws of the Game
- controls the match in cooperation with the assistant referees and, where applicable, with the fourth official
- ensures that any ball used meets the requirements of Law 2
- ensures that the players' equipment meets the requirements of Law 4
- acts as timekeeper and keeps a record of the match
- stops, suspends or abandons the match, at his discretion, for any infringements of the Laws
- stops, suspends or abandons the match because of outside interference of any kind
- stops the match if, in his opinion, a player is seriously injured and ensures that he is removed from the field of play. An injured player may only return to the field of play after the match has restarted
- allows play to continue until the ball is out of play if a player is, in his opinion, only slightly injured
- ensures that any player bleeding from a wound leaves the field of play. The player may only return on receiving a signal from the referee, who must be satisfied that the bleeding has stopped
- allows play to continue when the team against which an offence has been committed will benefit from such an advantage and penalises the original offence if the anticipated advantage does not ensue at that time
- punishes the more serious offence when a player commits more than one offence at the same time
- takes disciplinary action against players guilty of cautionable and sending-off offences. He is not obliged to take this action immediately but must do so when the ball next goes out of play

- takes action against team officials who fail to conduct themselves in a responsible manner and may, at his discretion, expel them from the field of play and its immediate surrounds
- acts on the advice of the assistant referees regarding incidents that he has not seen
- ensures that no unauthorised persons enter the field of play
- indicates the restart of the match after it has been stopped
- provides the appropriate authorities with a match report, which includes information on any disciplinary action taken against players and/or team officials and any other incidents that occurred before, during or after the match

### **Decisions of the Referee**

---

The decisions of the referee regarding facts connected with play, including whether or not a goal is scored and the result of the match, are final.

The referee may only change a decision on realising that it is incorrect or, at his discretion, on the advice of an assistant referee or the fourth official, provided that he has not restarted play or terminated the match.



## **Decisions of the International F.A. Board**

---

### **Decision 1**

*A referee (or where applicable, an assistant referee or fourth official) is not held liable for:*

*any kind of injury suffered by a player, official or spectator*

*any damage to property of any kind*

*any other loss suffered by any individual, club, company, association or other body, which is due or which may be due to any decision that he may take under the terms of the Laws of the Game or in respect of the normal procedures required to hold, play and control a match.*

*Such decisions may include:*

- *a decision that the condition of the field of play or its surrounds or that the weather conditions are such as to allow or not to allow a match to take place*
- *a decision to abandon a match for whatever reason*
- *a decision as to the suitability of the field equipment and ball used during a match*
- *a decision to stop or not to stop a match due to spectator interference or any problem in spectator areas*
- *a decision to stop or not to stop play to allow an injured player to be removed from the field of play for treatment*
- *a decision to require an injured player to be removed from the field of play for treatment*
- *a decision to allow or not to allow a player to wear certain apparel or equipment*
- *a decision (where he has the authority) to allow or not to allow any persons (including team or stadium officials, security officers, photographers or other media representatives) to be present in the vicinity of the field of play*
- *any other decision that he may take in accordance with the Laws of the Game or in conformity with his duties under the terms of FIFA, confederation, member association or league rules or regulations under which the match is played*

**Decision 2**

*In tournaments or competitions where a fourth official is appointed, his role and duties must be in accordance with the guidelines approved by the International F.A. Board, which are contained in this publication.*

## Duties

---

Two assistant referees may be appointed whose duties, subject to the decision of the referee, are to indicate:

- when the whole of the ball leaves the field of play
- which team is entitled to a corner kick, goal kick or throw-in
- when a player may be penalised for being in an offside position
- when a substitution is requested
- when misconduct or any other incident occurs out of the view of the referee
- when offences have been committed whenever the assistant referees have a better view than the referee (this includes, in certain circumstances, offences committed in the penalty area)
- whether, at penalty kicks, the goalkeeper moves off the goal line before the ball is kicked and if the ball crosses the line

## Assistance

---

The assistant referees also assist the referee to control the match in accordance with the Laws of the Game. In particular, they may enter the field of play to help control the 9.15 m (10 yds) distance.

In the event of undue interference or improper conduct, the referee will relieve an assistant referee of his duties and make a report to the appropriate authorities.

## Periods of Play

The match lasts two equal periods of 45 minutes, unless otherwise mutually agreed between the referee and the two teams. Any agreement to alter the duration of the periods of play (for example, to reduce each half to 40 minutes because of insufficient light) must be made before the start of play and must comply with competition rules.

## Half-time Interval

Players are entitled to an interval at half-time.

The half-time interval must not exceed 15 minutes.

Competition rules must state the duration of the half-time interval.

The duration of the half-time interval may be altered only with the consent of the referee.

### AYSO MAXIMUM DURATION OF HALF

- |                 |                 |
|-----------------|-----------------|
| • U5 – 10 min.  | • U12 – 30 min. |
| • U6 – 10 min.  | • U14 – 35 min. |
| • U8 – 20 min.  | • U16 – 40 min. |
| • U10 – 25 min. | • U19 – 45 min. |

## Allowance for Time Lost

Allowance is made in either period for all time lost through:

- substitutions
- assessment of injury to players
- removal of injured players from the field of play for treatment
- wasting time
- any other cause

### AYSO HALF-TIME INTERVAL (as designated by the referee)

- Minimum: 5 min.
- Maximum: 10 min.

The allowance for time lost is at the discretion of the referee.

## Penalty Kick

If a penalty kick has to be taken or retaken, the duration of either half is extended until the penalty kick is completed.

## Abandoned Match

An abandoned match is replayed unless the competition rules provide otherwise.

## Preliminaries

---

A coin is tossed and the team that wins the toss decides which goal it will attack in the first half of the match.

The other team takes the kick-off to start the match.

The team that wins the toss takes the kick-off to start the second half of the match.

In the second half of the match, the teams change ends and attack the opposite goals.

## Kick-off

---

A kick-off is a way of starting or restarting play:

- at the start of the match
- after a goal has been scored
- at the start of the second half of the match
- at the start of each period of extra time, where applicable

A goal may be scored directly from the kick-off.

## Procedure

---

- all players must be in their own half of the field of play
- the opponents of the team taking the kick-off are at least 9.15 m (10 yds) from the ball until it is in play
- the ball must be stationary on the centre mark
- the referee gives a signal
- the ball is in play when it is kicked and moves forward
- the kicker must not touch the ball again until it has touched another player

After a team scores a goal, the kick-off is taken by the other team.

### **Infringements and Sanctions**

---

If the player taking the kick-off touches the ball again before it has touched another player:

- an indirect free kick is awarded to the opposing team to be taken from the position of the ball when the infringement occurred (see Law 13 – Position of Free Kick)

In the event of any other infringement of the kick-off procedure:

- the kick-off is retaken

### **Dropped Ball**

---

If, while the ball is still in play, the referee is required to stop play temporarily for any reason not mentioned elsewhere in the Laws of the Game, the match is restarted with a dropped ball.

### **Procedure**

---

The referee drops the ball at the place where it was located when play was stopped, unless play was stopped inside the goal area, in which case the referee drops the ball on the goal area line parallel to the goal line at the point nearest to where the ball was located when play was stopped.

Play restarts when the ball touches the ground.

### **Infringements and Sanctions**

---

The ball is dropped again:

- if it is touched by a player before it makes contact with the ground
- if the ball leaves the field of play after it makes contact with the ground, without a player touching it

## Ball Out of Play

---

The ball is out of play when:

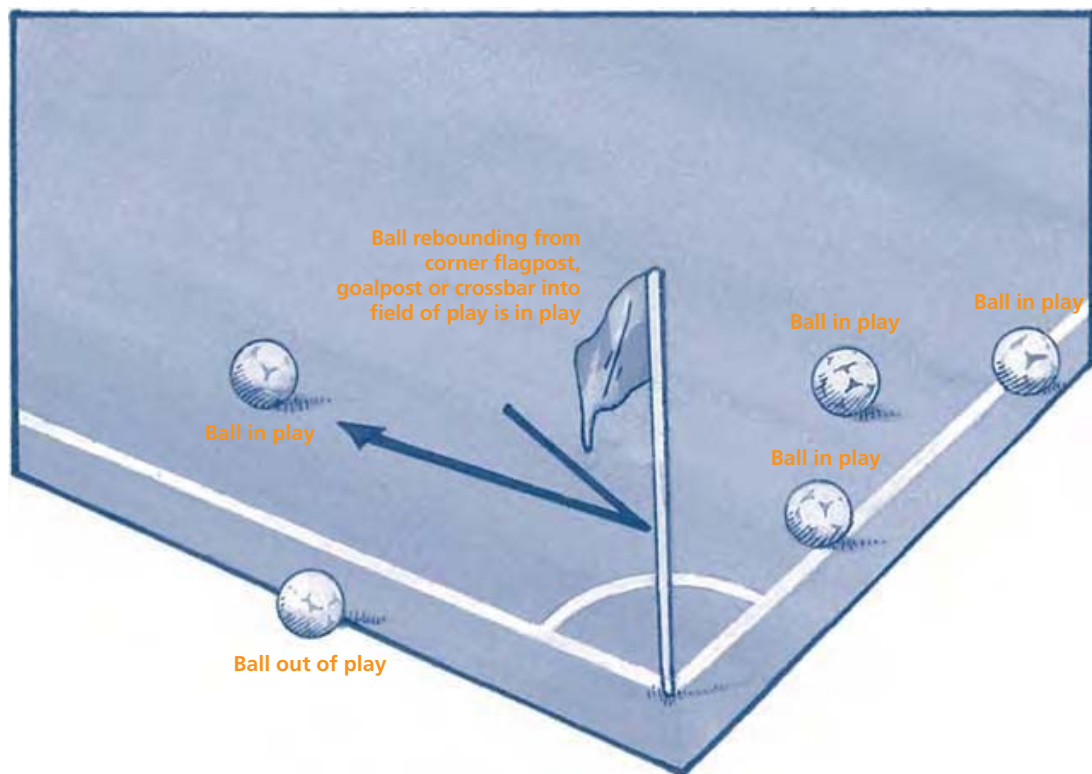
- it has wholly crossed the goal line or touch line whether on the ground or in the air
- play has been stopped by the referee

## Ball In Play

---

The ball is in play at all other times, including when:

- it rebounds off a goalpost, crossbar or corner flagpost and remains in the field of play
- it rebounds off either the referee or an assistant referee when they are on the field of play



## Goal Scored

---

A goal is scored when the whole of the ball passes over the goal line, between the goalposts and under the crossbar, provided that no infringement of the Laws of the Game has been committed previously by the team scoring the goal.

## Winning Team

---


The team scoring the greater number of goals during a match is the winner. If both teams score an equal number of goals, or if no goals are scored, the match is drawn.

## Competition Rules

---

When competition rules require there to be a winning team after a match or home-and-away tie, the only permitted procedures for determining the winning team are those approved by the International F.A. Board, namely:

- away goals rule
- extra time
- kicks from the penalty mark





## Offside Position

---

It is not an offence in itself to be in an offside position.

A player is in an offside position if:

- he is nearer to his opponents' goal line than both the ball and the second-last opponent

A player is not in an offside position if:

- he is in his own half of the field of play or
- he is level with the second-last opponent or
- he is level with the last two opponents

## Offence

---

A player in an offside position is only penalised if, at the moment the ball touches or is played by one of his team, he is, in the opinion of the referee, involved in active play by:

- interfering with play or
- interfering with an opponent or
- gaining an advantage by being in that position

## No Offence

---

There is no offside offence if a player receives the ball directly from:

- a goal kick
- a throw-in
- a corner kick

## Infringements and Sanctions

---

In the event of an offside offence, the referee awards an indirect free kick to the opposing team to be taken from the place where the infringement occurred (see Law 13 – Position of Free Kick).

*Fouls and misconduct are penalised as follows:*

### **Direct Free Kick**

---

A direct free kick is awarded to the opposing team if a player commits any of the following seven offences in a manner considered by the referee to be careless, reckless or using excessive force:

- kicks or attempts to kick an opponent
- trips or attempts to trip an opponent
- jumps at an opponent
- charges an opponent
- strikes or attempts to strike an opponent
- pushes an opponent
- tackles an opponent

A direct free kick is also awarded to the opposing team if a player commits any of the following three offences:

- holds an opponent
- spits at an opponent
- handles the ball deliberately (except for the goalkeeper within his own penalty area)

A direct free kick is taken from the place where the offence occurred (see Law 13 – Position of Free Kick).

### **Penalty Kick**

---

A penalty kick is awarded if any of the above ten offences is committed by a player inside his own penalty area, irrespective of the position of the ball, provided it is in play.

## Indirect Free Kick

---

An indirect free kick is awarded to the opposing team if a goalkeeper, inside his own penalty area, commits any of the following four offences:

- controls the ball with his hands for more than six seconds before releasing it from his possession
- touches the ball again with his hands after he has released it from his possession and before it has touched another player
- touches the ball with his hands after it has been deliberately kicked to him by a team-mate
- touches the ball with his hands after he has received it directly from a throw-in taken by a team-mate

An indirect free kick is also awarded to the opposing team if, in the opinion of the referee, a player:

- plays in a dangerous manner
- impedes the progress of an opponent
- prevents the goalkeeper from releasing the ball from his hands
- commits any other offence, not previously mentioned in Law 12, for which play is stopped to caution or send off a player

The indirect free kick is taken from the place where the offence occurred (see Law 13 – Position of Free Kick).

## Disciplinary Sanctions

---

The yellow card is used to communicate that a player, substitute or substituted player has been cautioned.

The red card is used to communicate that a player, substitute or substituted player has been sent off.

Only a player, substitute or substituted player may be shown the red or yellow card.

The referee has the authority to take disciplinary sanctions from the moment he enters the field of play until he leaves the field of play after the final whistle.

A player who commits a cautionable or sending-off offence, either on or off the field of play, whether directed towards an opponent, a team-mate, the referee, an assistant referee or any other person, is disciplined according to the nature of the offence committed.

## Cautionable Offences

---

A player is cautioned and shown the yellow card if he commits any of the following seven offences:

- unsporting behaviour
- dissent by word or action
- persistent infringement of the Laws of the Game
- delaying the restart of play
- failure to respect the required distance when play is restarted with a corner kick, free kick or throw-in
- entering or re-entering the field of play without the referee's permission
- deliberately leaving the field of play without the referee's permission

A substitute or substituted player is cautioned if he commits any of the following three offences:

- unsporting behaviour
- dissent by word or action
- delaying the restart of play

### **Sending-off Offences**

---

A player, substitute or substituted player is sent off if he commits any of the following seven offences:

- serious foul play
- violent conduct
- spitting at an opponent or any other person
- denying the opposing team a goal or an obvious goal-scoring opportunity by deliberately handling the ball (this does not apply to a goalkeeper within his own penalty area)
- denying an obvious goal-scoring opportunity to an opponent moving towards the player's goal by an offence punishable by a free kick or a penalty kick
- using offensive, insulting or abusive language and/or gestures
- receiving a second caution in the same match

A player, substitute or substituted player who has been sent off must leave the vicinity of the field of play and the technical area.

## Types of Free Kick

---

Free kicks are either direct or indirect.

### The Direct Free Kick

---

#### ***Ball Enters the Goal***

- if a direct free kick is kicked directly into the opponents' goal, a goal is awarded
- if a direct free kick is kicked directly into the team's own goal, a corner kick is awarded to the opposing team

### The Indirect Free Kick

---

#### ***Signal***

The referee indicates an indirect free kick by raising his arm above his head. He maintains his arm in that position until the kick has been taken and the ball has touched another player or goes out of play.

#### ***Ball Enters the Goal***

A goal can be scored only if the ball subsequently touches another player before it enters the goal:

- if an indirect free kick is kicked directly into the opponents' goal, a goal kick is awarded
- if an indirect free kick is kicked directly into the team's own goal, a corner kick is awarded to the opposing team

### Procedure

---

For both direct and indirect free kicks, the ball must be stationary when the kick is taken and the kicker must not touch the ball again until it has touched another player.

## Position of Free Kick

---

### ***Free Kick Inside the Penalty Area***

*Direct or indirect free kick to the defending team:*

- all opponents must be at least 9.15 m (10 yds) from the ball
- all opponents must remain outside the penalty area until the ball is in play
- the ball is in play when it is kicked directly out of the penalty area
- a free kick awarded in the goal area may be taken from any point inside that area

*Indirect free kick to the attacking team:*

- all opponents must be at least 9.15 m (10 yds) from the ball until it is in play, unless they are on their own goal line between the goalposts
- the ball is in play when it is kicked and moves
- an indirect free kick awarded inside the goal area must be taken on the goal area line parallel to the goal line at the point nearest to where the infringement occurred

### ***Free Kick Outside the Penalty Area***

- all opponents must be at least 9.15 m (10 yds) from the ball until it is in play
- the ball is in play when it is kicked and moves
- the free kick is taken from the place where the infringement occurred or from the position of the ball when the infringement occurred (according to the infringement)

## Infringements and Sanctions

---

If, when a free kick is taken, an opponent is closer to the ball than the required distance:

- the kick is retaken

If, when a free kick is taken by the defending team from inside its own penalty area, the ball is not kicked directly out of the penalty area:

- the kick is retaken

### ***Free kick taken by a player other than the goalkeeper***

If, after the ball is in play, the kicker touches the ball again (except with his hands) before it has touched another player:

- an indirect free kick is awarded to the opposing team, the kick to be taken from the place where the infringement occurred (see Law 13 – Position of Free Kick)

If, after the ball is in play, the kicker deliberately handles the ball before it has touched another player:

- a direct free kick is awarded to the opposing team, the kick to be taken from the place where the infringement occurred (see Law 13 – Position of Free Kick)
- a penalty kick is awarded if the infringement occurred inside the kicker's penalty area



***Free kick taken by the goalkeeper***

If, after the ball is in play, the goalkeeper touches the ball again (except with his hands), before it has touched another player:

- an indirect free kick is awarded to the opposing team, the kick to be taken from the place where the infringement occurred (see Law 13 – Position of Free Kick)

If, after the ball is in play, the goalkeeper deliberately handles the ball before it has touched another player:

- a direct free kick is awarded to the opposing team if the infringement occurred outside the goalkeeper's penalty area, the kick to be taken from the place where the infringement occurred (see Law 13 –Position of Free Kick)
- an indirect free kick is awarded to the opposing team if the infringement occurred inside the goalkeeper's penalty area, the kick to be taken from the place where the infringement occurred (see Law 13 – Position of Free Kick)

A penalty kick is awarded against a team that commits one of the ten offences for which a direct free kick is awarded, inside its own penalty area and while the ball is in play.

A goal may be scored directly from a penalty kick.

Additional time is allowed for a penalty kick to be taken at the end of each half or at the end of periods of extra time.

### **Position of the Ball and the Players**

---

The ball:

- must be placed on the penalty mark

The player taking the penalty kick:

- must be properly identified

The defending goalkeeper:

- must remain on his goal line, facing the kicker, between the goalposts until the ball has been kicked

The players other than the kicker must be located:

- inside the field of play
- outside the penalty area
- behind the penalty mark
- at least 9.15 m (10 yds) from the penalty mark

## Procedræ

---

- After the players have taken positions in accordance with this Law, the referee signals for the penalty kick to be taken
- The player taking the penalty kick must kick the ball forward
- He must not play the ball again until it has touched another player
- The ball is in play when it is kicked and moves forward

When a penalty kick is taken during the normal course of play, or time has been extended at half-time or full time to allow a penalty kick to be taken or retaken, a goal is awarded if, before passing between the goalposts and under the crossbar:

- the ball touches either or both of the goalposts and/or the crossbar and/or the goalkeeper

The referee decides when a penalty kick has been completed.

## Infringements and Sanctions

---

***If the referee gives the signal for a penalty kick to be taken and, before the ball is in play, one of the following occurs:***

the player taking the penalty kick infringes the Laws of the Game:

- the referee allows the kick to be taken
- if the ball enters the goal, the kick is retaken
- if the ball does not enter the goal, the referee stops play and the match is restarted with an indirect free kick to the defending team, from the place where the infringement occurred

the goalkeeper infringes the Laws of the Game:

- the referee allows the kick to be taken
- if the ball enters the goal, a goal is awarded
- if the ball does not enter the goal, the kick is retaken

a team-mate of the player taking the kick infringes the Laws of the Game:

- the referee allows the kick to be taken
- if the ball enters the goal, the kick is retaken
- if the ball does not enter the goal, the referee stops play and the match is restarted with an indirect free kick to the defending team, from the place where the infringement occurred

a team-mate of the goalkeeper infringes the Laws of the Game:

- the referee allows the kick to be taken
- if the ball enters the goal, a goal is awarded
- if the ball does not enter the goal, the kick is retaken

a player of both the defending team and the attacking team infringe the Laws of the Game:

- the kick is retaken

***If, after the penalty kick has been taken:***

the kicker touches the ball again (except with his hands) before it has touched another player:

- an indirect free kick is awarded to the opposing team, the kick to be taken from the place where the infringement occurred (see Law 13 – Position of Free Kick)

the kicker deliberately handles the ball before it has touched another player:

- a direct free kick is awarded to the opposing team, the kick to be taken from the place where the infringement occurred (see Law 13 – Position of Free Kick)

the ball is touched by an outside agent as it moves forward:

- the kick is retaken

the ball rebounds into the field of play from the goalkeeper, the crossbar or the goalposts, and is then touched by an outside agent:

- the referee stops play
- play is restarted with a dropped ball at the place where it touched the outside agent, unless it touched the outside agent inside the goal area, in which case the referee drops the ball on the goal area line parallel to the goal line at the point nearest to where the ball was located when play was stopped

A throw-in is a method of restarting play.

A throw-in is awarded to the opponents of the player who last touched the ball when the whole of the ball crosses the touch line, either on the ground or in the air.

A goal cannot be scored directly from a throw-in.

### Procedure

---

At the moment of delivering the ball, the thrower:

- faces the field of play
- has part of each foot either on the touch line or on the ground outside the touch line
- holds the ball with both hands
- delivers the ball from behind and over his head
- delivers the ball from the point where it left the field of play

All opponents must stand no less than 2 m (2 yds) from the point at which the throw-in is taken.

The ball is in play when it enters the field of play.

After delivering the ball, the thrower must not touch the ball again until it has touched another player.

### Infringements and Sanctions

---

#### ***Throw-in taken by a player other than the goalkeeper***

If, after the ball is in play, the thrower touches the ball again (except with his hands) before it has touched another player:

- an indirect free kick is awarded to the opposing team, the kick to be taken from the place where the infringement occurred (see Law 13 – Position of Free Kick)

If, after the ball is in play, the thrower deliberately handles the ball before it has touched another player:

- a direct free kick is awarded to the opposing team, the kick to be taken from the place where the infringement occurred (see Law 13 – Position of Free Kick)
- a penalty kick is awarded if the infringement occurred inside the thrower's penalty area

### ***Throw-in taken by the goalkeeper***

If, after the ball is in play, the goalkeeper touches the ball again (except with his hands), before it has touched another player:

- an indirect free kick is awarded to the opposing team, the kick to be taken from the place where the infringement occurred (see Law 13 – Position of Free Kick)

If, after the ball is in play, the goalkeeper deliberately handles the ball before it has touched another player:

- a direct free kick is awarded to the opposing team if the infringement occurred outside the goalkeeper's penalty area, the kick to be taken from the place where the infringement occurred (see Law 13 – Position of Free Kick)
- an indirect free kick is awarded to the opposing team if the infringement occurred inside the goalkeeper's penalty area, the kick to be taken from the place where the infringement occurred (see Law 13 – Position of Free Kick)

If an opponent unfairly distracts or impedes the thrower:

- he is cautioned for unsporting behaviour

For any other infringement of this Law:

- the throw-in is taken by a player of the opposing team

A goal kick is a method of restarting play.

A goal kick is awarded when the whole of the ball passes over the goal line, either on the ground or in the air, having last touched a player of the attacking team, and a goal is not scored in accordance with Law 10.

A goal may be scored directly from a goal kick, but only against the opposing team.

### **Procedure**

---

- The ball is kicked from any point within the goal area by a player of the defending team
- Opponents remain outside the penalty area until the ball is in play
- The kicker must not play the ball again until it has touched another player
- The ball is in play when it is kicked directly out of the penalty area

### **Infringements and Sanctions**

---

If the ball is not kicked directly out of the penalty area from a goal kick:

- the kick is retaken

#### ***Goal kick taken by a player other than the goalkeeper***

If, after the ball is in play, the kicker touches the ball again (except with his hands) before it has touched another player:

- an indirect free kick is awarded to the opposing team, the kick to be taken from the place where the infringement occurred (see Law 13 – Position of Free Kick)

If, after the ball is in play, the kicker deliberately handles the ball before it has touched another player:

- a direct free kick is awarded to the opposing team, the kick to be taken from the place where the infringement occurred (see Law 13 – Position of Free Kick)
- a penalty kick is awarded if the infringement occurred inside the kicker's penalty area



***Goal kick taken by the goalkeeper***

If, after the ball is in play, the goalkeeper touches the ball again (except with his hands) before it has touched another player:

- an indirect free kick is awarded to the opposing team, the kick to be taken from the place where the infringement occurred (see Law 13 – Position of Free Kick)

If, after the ball is in play, the goalkeeper deliberately handles the ball before it has touched another player:

- a direct free kick is awarded to the opposing team if the infringement occurred outside the goalkeeper's penalty area, the kick to be taken from the place where the infringement occurred (see Law 13 – Position of Free Kick)
- an indirect free kick is awarded to the opposing team if the infringement occurred inside the goalkeeper's penalty area, the kick to be taken from the place where the infringement occurred (see Law 13 – Position of Free Kick)

In the event of any other infringement of this Law:

- the kick is retaken

A corner kick is a method of restarting play.

A corner kick is awarded when the whole of the ball passes over the goal line, either on the ground or in the air, having last touched a player of the defending team, and a goal is not scored in accordance with Law 10.

A goal may be scored directly from a corner kick, but only against the opposing team.

### Procedure

---

- The ball must be placed inside the corner arc nearest to the point where the ball crossed the goal line
- The corner flagpost must not be moved
- Opponents must remain at least 9.15 m (10 yds) from the corner arc until the ball is in play
- The ball must be kicked by a player of the attacking team
- The ball is in play when it is kicked and moves
- The kicker must not play the ball again until it has touched another player

### Infringements and Sanctions

---

#### ***Corner kick taken by a player other than the goalkeeper***

If, after the ball is in play, the kicker touches the ball again (except with his hands) before it has touched another player:

- an indirect free kick is awarded to the opposing team, the kick to be taken from the place where the infringement occurred (see Law 13 – Position of Free Kick)

If, after the ball is in play, the kicker deliberately handles the ball before it has touched another player:

- a direct free kick is awarded to the opposing team, the kick to be taken from the place where the infringement occurred (see Law 13 – Position of Free Kick)
- a penalty kick is awarded if the infringement occurred inside the kicker's penalty area

***Corner kick taken by the goalkeeper***

If, after the ball is in play, the goalkeeper touches the ball again (except with his hands) before it has touched another player:

- an indirect free kick is awarded to the opposing team, the kick to be taken from the place where the infringement occurred (see Law 13 – Position of Free Kick)

If, after the ball is in play, the goalkeeper deliberately handles the ball before it has touched another player:

- a direct free kick is awarded to the opposing team if the infringement occurred outside the goalkeeper's penalty area, the kick to be taken from the place where the infringement occurred (see Law 13 – Position of Free Kick)
- an indirect free kick is awarded to the opposing team if the infringement occurred inside the goalkeeper's penalty area, the kick to be taken from the place where the infringement occurred (see Law 13 – Position of Free Kick)

In the event of any other infringement:

- the kick is retaken

Away goals, extra time and kicks from the penalty mark are the three methods approved for determining the winning team where competition rules require there to be a winning team after a match has been drawn.

### **Away Goals**

Competition rules may provide that where teams play each other home and away, if the aggregate score is equal after the second match, any goals scored at the ground of the opposing team will count double.

### **Extra Time**

Competition rules may provide for two further equal periods, not exceeding 15 minutes each, to be played. The conditions of Law 8 will apply.

### **Kicks from the Penalty Mark**

#### **Procedure**

---

- The referee chooses the goal at which the kicks will be taken
- The referee tosses a coin and the team whose captain wins the toss decides whether to take the first or the second kick
- The referee keeps a record of the kicks being taken
- Subject to the conditions explained below, both teams take five kicks
- The kicks are taken alternately by the teams
- If, before both teams have taken five kicks, one has scored more goals than the other could score, even if it were to complete its five kicks, no more kicks are taken
- If, after both teams have taken five kicks, both have scored the same number of goals, or have not scored any goals, kicks continue to be taken in the same order until one team has scored a goal more than the other from the same number of kicks
- A goalkeeper who is injured while kicks are being taken from the penalty mark and is unable to continue as goalkeeper may be replaced by a named substitute provided his team has not used the maximum number of substitutes permitted under the competition rules
- With the exception of the foregoing case, only players who are on the field of play at the end of the match, which includes extra time where appropriate, are eligible to take kicks from the penalty mark

- Each kick is taken by a different player and all eligible players must take a kick before any player can take a second kick
- An eligible player may change places with the goalkeeper at any time when kicks from the penalty mark are being taken
- Only the eligible players and match officials are permitted to remain on the field of play when kicks from the penalty mark are being taken
- All players, except the player taking the kick and the two goalkeepers, must remain within the centre circle
- The goalkeeper who is the team-mate of the kicker must remain on the field of play, outside the penalty area in which the kicks are being taken, on the goal line where it meets the penalty area boundary line
- Unless otherwise stated, the relevant Laws of the Game and International F.A. Board Decisions apply when kicks from the penalty mark are being taken
- If at the end of the match and before the kicks start to be taken from the penalty mark, one team has a greater number of players than its opponents, it must reduce its numbers to equate with that of its opponents and the team captain must inform the referee of the name and number of each player excluded. Any player thus excluded may not participate in kicks from the penalty mark
- Before the start of kicks from the penalty mark, the referee must ensure that an equal number of players from each team remains within the centre circle and they shall take the kicks

### TAKING KICKS FROM THE PENALTY MARK



The technical area relates to matches played in stadiums with a designated seated area for technical staff and substitutes as described below.

While the size and position of technical areas may differ between stadiums, the following notes are issued for general guidance:

- the technical area extends 1 m (1 yd) on either side of the designated seated area and extends forward up to a distance of 1 m (1 yd) from the touch line
- it is recommended that markings are used to define this area
- the number of persons permitted to occupy the technical area is defined by the competition rules
- the occupants of the technical area are identified before the beginning of the match in accordance with the competition rules
- only one person at a time is authorised to convey tactical instructions from the technical area
- the coach and other officials must remain within its confines except in special circumstances, for example, a physiotherapist or doctor entering the field of play, with the referee's permission, to assess an injured player
- the coach and other occupants of the technical area must behave in a responsible manner

- A fourth official may be appointed under the competition rules and officiates if any of the three match officials is unable to continue, unless a reserve assistant referee is appointed. He assists the referee at all times
- Prior to the start of the competition, the organiser states clearly whether, if the referee is unable to continue, the fourth official takes over as the referee or whether the senior assistant referee takes over as referee with the fourth official becoming an assistant referee
- The fourth official assists with any administrative duties before, during and after the match, as required by the referee
- He is responsible for assisting with substitution procedures during the match
- He has the authority to check the equipment of substitutes before they enter the field of play. If their equipment does not comply with the Laws of the Game, he informs the referee
- He supervises the replacement balls, where required. If the match ball has to be replaced during a match, he provides another ball, on the instruction of the referee, thus keeping the delay to a minimum
- He must indicate to the referee when the wrong player is cautioned because of mistaken identity or when a player is not sent off having been seen to be given a second caution or when violent conduct occurs out of the view of the referee and assistant referees. The referee, however, retains the authority to decide on all points connected with play
- After the match, the fourth official must submit a report to the appropriate authorities on any misconduct or other incident that occurred out of the view of the referee and the assistant referees. The fourth official must advise the referee and his assistants of any report being made
- He has the authority to inform the referee of irresponsible behaviour by any occupant of the technical area
- A reserve assistant referee may also be appointed under competition rules. His only duty shall be to replace an assistant referee who is unable to continue or to replace the fourth official, as required





Interpretation  
of the laws of  
the game and  
guidelines for referees

## Field markings

---

It is not permissible to mark the field of play with broken lines or furrows.

If a player makes unauthorised marks on the field of play with his foot, he must be cautioned for unsporting behaviour. If the referee notices this being done during the match, he must caution the offending player for unsporting behaviour when the ball next goes out of play.

Only the lines indicated in Law 1 are to be marked on the field of play.

## Goals

---

If the crossbar becomes displaced or broken, play is stopped until it has been repaired or replaced in position. If it is not possible to repair the crossbar, the match must be abandoned. The use of a rope to replace the crossbar is not permitted. If the crossbar can be repaired, the match is restarted with a dropped ball at the place where the ball was located when play was stopped, unless play was stopped inside the goal area, in which case the referee drops the ball on the goal area line parallel to the goal line at the point nearest to where the ball was located when play was stopped.

## Commercial advertising

---

Commercial advertising shall be at least 1 m (1 yd) from the boundary lines of the field of play.

No form of commercial advertising, whether real or virtual, is permitted on the field of play, on the ground within the area enclosed by the goal nets or the technical area, or within 1 m (1 yd) of the touch line from the time the teams enter the field of play until they have left it at half-time and from the time the teams re-enter the field of play until the end of the match. Similarly, advertising is not permitted on the goals, nets, flagposts or their flags and no extraneous equipment (cameras, microphones etc.) may be attached to these items.

## Logos and emblems

---

The reproduction, whether real or virtual, of representative logos or emblems of FIFA, confederations, member associations, leagues, clubs or other bodies is forbidden on the field of play, the goal nets and the areas they enclose, the goals, the flagposts and their flags during playing time.

## **Additional balls**

---

Additional balls may be placed around the field of play for use during a match provided that they meet the requirements of Law 2 and their use is under the control of the referee.

## **Extra balls on the field of play**

---

If an extra ball enters the field of play during the match, the referee must stop the match only if it interferes with play. Play must be restarted by a dropped ball in the position where the match ball was at the time when the match was stopped, unless play was stopped inside the goal area, in which case the referee drops the ball on the goal area line parallel to the goal line at the point nearest to where the ball was located when play was stopped.

If an extra ball enters the field of play during the match without interfering with play, the referee must have it removed at the earliest possible opportunity.

## Substitution procedure

---

- A substitution may be made only during a stoppage in play
- The assistant referee signals that a substitution has been requested
- The player being substituted receives the referee's permission to leave the field of play, unless he is already off the field of play for reasons that comply with the Laws of the Game
- The referee gives the substitute permission to enter the field of play
- Before entering the field of play, the substitute waits for the player he is replacing to leave the field
- The player being substituted is not obliged to leave the field of play on the halfway line
- Permission to proceed with a substitution may be refused under certain circumstances, e.g. if the substitute is not ready to enter the field of play
- A substitute who has not completed the substitution procedure by setting foot onto the field of play cannot restart play by taking a throw-in or corner kick
- If a player who is about to be replaced refuses to leave the field of play, play continues
- If a substitution is made during the half-time interval or before extra time, the procedure is to be completed before the second half or extra time kicks off

## Extra persons on the field of play

---

### *Outside agents*

Anyone not indicated on the team list as a player, substitute or team official is deemed to be an outside agent, as is a player who has been sent off.

If an outside agent enters the field of play:

- the referee must stop play (although not immediately if the outside agent does not interfere with play)
- the referee must have him removed from the field of play and its immediate surroundings
- if the referee stops the match, he must restart play with a dropped ball in the position where the ball was at the time when the match was stopped, unless play was stopped inside the goal area, in which case the referee drops the ball on the goal area line parallel to the goal line at the point nearest to where the ball was located when play was stopped

### *Team officials*

If a team official enters the field of play:

- the referee must stop play (although not immediately if the team official does not interfere with play or if the advantage can be applied)
- the referee must have him removed from the field of play and if his behaviour is irresponsible, the referee must expel him from the field of play and its immediate surroundings
- if the referee stops the match, he must restart play with a dropped ball in the position where the ball was at the time when the match was stopped, unless play was stopped inside the goal area, in which case the referee drops the ball on the goal area line parallel to the goal line at the point nearest to where the ball was located when play was stopped

### ***Player outside the field of play***

If, after leaving the field of play to correct unauthorised equipment or kit, to be treated for an injury or bleeding, because he has blood on his kit or for any other reason with the referee's permission, a player re-enters the field of play without the referee's permission, the referee must:

- stop play (although not immediately if the player does not interfere with play or if the advantage can be applied)
- caution the player for entering the field of play without permission
- order the player to leave the field of play if necessary (e.g. infringement of Law 4)

If the referee stops play, it must be restarted:

- with an indirect free kick for the opposing team from the position of the ball when play was stopped (see Law 13 – Position of Free Kick) if there is no other infringement
- in accordance with Law 12 if the player infringes this Law

If a player accidentally crosses one of the boundary lines of the field of play, he is not deemed to have committed an infringement. Going off the field of play may be considered to be part of a playing movement.

### ***Substitute or substituted player***

If a substitute or a substituted player enters the field of play without permission:

- the referee must stop play (although not immediately if the player in question does not interfere with play or if the advantage can be applied)
- the referee must caution him for unsporting behaviour
- the player must leave the field of play

If the referee stops play, it must be restarted with an indirect free kick for the opposing team from the position of the ball when play was stopped (see Law 13 – Position of Free Kick).

### **Goal scored with an extra person on the field of play**

---

If, after a goal is scored, the referee realises, before play restarts, that there was an extra person on the field of play when the goal was scored:

- the referee must disallow the goal if:
  - the extra person was an outside agent and he interfered with play
  - the extra person was a player, substitute, substituted player or team official associated with the team that scored the goal
- the referee must allow the goal if:
  - the extra person was an outside agent who did not interfere with play
  - the extra person was a player, substitute, substituted player or team official associated with the team that conceded the goal

### **Minimum number of players**

---

If the rules of a competition state that all of the players and substitutes must be named before kick-off and a team begins a match with fewer than 11 players, only the players named in the starting line-up may complete the 11 upon their arrival.

Although a match may not START if either team consists of fewer than seven players, the minimum number of players in a team required for a match to CONTINUE is left to the discretion of member associations. However, it is the opinion of the International F.A. Board that a match should not continue if there are fewer than seven players in either team.

If a team has fewer than seven players because one or more players has deliberately left the field of play, the referee is not obliged to stop the match and the advantage may be played. In such cases, the referee must not allow the match to resume after the ball has gone out of play if a team does not have the minimum number of seven players.



## Basic equipment

---

Colours:

- If the jerseys of the two goalkeepers are the same colour and neither has another jersey to change into, the referee shall allow play to begin

If a player loses his footwear accidentally and immediately plays the ball and/or scores a goal, there is no infringement and the goal is awarded because he lost his footwear by accident.

Goalkeepers may wear tracksuit bottoms as part of their basic equipment.

## Other equipment

---

A player may use equipment other than the basic equipment provided that its sole purpose is to protect him physically and it poses no danger to him or any other player.

All items of clothing or equipment other than the basic equipment must be inspected by the referee and determined not to be dangerous.

Modern protective equipment such as headgear, facemasks and knee and arm protectors made of soft, lightweight padded material are not considered dangerous and are therefore permitted.

In view of the new technology that has made sports spectacles much safer, both for the wearer and for other players, referees should show tolerance when authorising their use, particularly for younger players.

If an item of clothing or equipment that has been inspected at the start of a match and determined not to be dangerous becomes dangerous or is used in a dangerous manner during the match, its use must no longer be allowed.

The use of radio communication systems between players and/or technical staff is not permitted.

## **Jewellery**

---

All items of jewellery (necklaces, rings, bracelets, earrings, leather bands, rubber bands etc.) are strictly forbidden and must be removed. Using tape to cover jewellery is not acceptable.

Referees are also prohibited from wearing jewellery (except for a watch or similar device for timing the match).

## **Disciplinary sanctions**

---

The players are to be inspected before the match begins and substitutes before they enter the field of play. If a player is discovered to be wearing unauthorised clothing or jewellery during play, the referee must:

- inform the player that the item in question must be removed
- order the player to leave the field of play at the next stoppage if he is unable or unwilling to comply
- caution the player if he wilfully refuses to comply or, having been told to remove the item, is discovered to be wearing the item again

If play is stopped to caution the player, an indirect free kick must be awarded to the opposing team from the position of the ball when play was stopped (see Law 13 – Position of Free Kick).

## **Powers and duties**

---

The referee is authorised to stop play if, in his opinion, the floodlights are inadequate.

If an object thrown by a spectator hits the referee or one of the assistant referees or a player or team official, the referee may allow the match to continue, suspend play or abandon the match depending on the severity of the incident. He must, in all cases, report the incident(s) to the appropriate authorities.

The referee has the power to show yellow or red cards during the half-time interval and after the match has finished as well as during extra time and kicks from the penalty mark, since the match remains under his jurisdiction at these times.

If a referee is temporarily incapacitated for any reason, play may continue under the supervision of the assistant referees until the ball next goes out of play.

If a spectator blows a whistle and the referee considers the whistle interfered with play (e.g. a player picks up the ball with his hands, assuming that play has been stopped), the referee must stop the match and restart the play with a dropped ball from the position of the ball when play was stopped, unless play was stopped inside the goal area, in which case the referee drops the ball on the goal area line parallel to the goal line at the point nearest to where the ball was located when play was stopped.

## **Advantage**

---

The referee may play advantage whenever an infringement or offence occurs.

The referee should consider the following circumstances in deciding whether to apply the advantage or stop play:

- the severity of the offence: if the infringement warrants an expulsion, the referee must stop play and send off the player unless there is a subsequent opportunity to score a goal
- the position where the offence was committed: the closer to the opponent's goal, the more effective it can be
- the chances of an immediate, promising attack
- the atmosphere of the match

The decision to penalise the original offence must be taken within a few seconds.

If the offence warrants a caution, it must be issued at the next stoppage.

However, unless there is a clear advantage, it is recommended that the referee stops play and cautions the player immediately. If the caution is NOT issued at the next stoppage, it cannot be shown later.

## Injured players

---

The referee must adhere to the following procedure when dealing with injured players:

- play is allowed to continue until the ball is out of play if a player is, in the opinion of the referee, only slightly injured
- play is stopped if, in the opinion of the referee, a player is seriously injured
- after questioning the injured player, the referee may authorise one, or at most two doctors, to enter the field of play to assess the injury and arrange the player's safe and swift removal from the field of play
- the stretcher-bearers should enter the field of play with a stretcher at the same time as the doctors to allow the player to be removed as quickly as possible
- the referee must ensure an injured player is safely removed from the field of play
- a player is not allowed to receive treatment on the field of play
- any player bleeding from a wound must leave the field of play. He may not return until the referee is satisfied that the bleeding has stopped. A player is not permitted to wear clothing with blood on it
- as soon as the referee has authorised the doctors to enter the field of play, the player must leave the field of play, either on a stretcher or on foot. If a player does not comply, he must be cautioned for unsporting behaviour
- an injured player may only return to the field of play after the match has restarted
- when the ball is in play, an injured player must re-enter the field of play from the touch line. When the ball is out of play, the injured player may re-enter from any of the boundary lines
- irrespective of whether the ball is in play or not, only the referee is authorised to allow an injured player to re-enter the field of play
- the referee may give permission for an injured player to return to the field of play if an assistant referee or the fourth official verifies that the player is ready

- if play has not otherwise been stopped for another reason, or if an injury suffered by a player is not the result of a breach of the Laws of the Game, the referee must restart play with a dropped ball from the position of the ball when play was stopped, unless play was stopped inside the goal area, in which case the referee drops the ball on the goal area line parallel to the goal line at the point nearest to where the ball was located when play was stopped
- the referee must allow for the full amount of time lost through injury to be played at the end of each period of play
- once the referee has decided to issue a card to a player who is injured and has to leave the field of play for treatment, the referee must issue the card before the player leaves the field of play

Exceptions to this ruling are to be made only when:

- a goalkeeper is injured
- a goalkeeper and an outfield player have collided and need immediate attention
- a severe injury has occurred, e.g. swallowed tongue, concussion, broken leg

### **More than one offence occurring at the same time**

---

- Offences committed by two players from the same team:
  - the referee must punish the most serious offence when players commit more than one offence at the same time
  - play must be restarted according to the most serious offence committed
- Offences committed by players from different teams:
  - the referee must stop play and restart it with a dropped ball from the position of the ball at the time of the stoppage, unless play was stopped inside the goal area, in which case the referee drops the ball on the goal area line parallel to the goal line at the point nearest to where the ball was located when play was stopped

## Positioning with ball in play

---

### Recommendations

- The play should be between the referee and the lead assistant referee
- The lead assistant referee should be within the referee's field of vision. The referee should use a wide diagonal system
- Staying towards the outside of the play makes it easier to keep play and the lead assistant referee within the referee's field of vision
- The referee should be close enough to see play without interfering with play
- "What needs to be seen" is not always in the vicinity of the ball. The referee should also pay attention to:
  - aggressive individual player confrontations off the ball
  - possible offences in the area towards which play is heading
  - offences occurring after the ball is played away

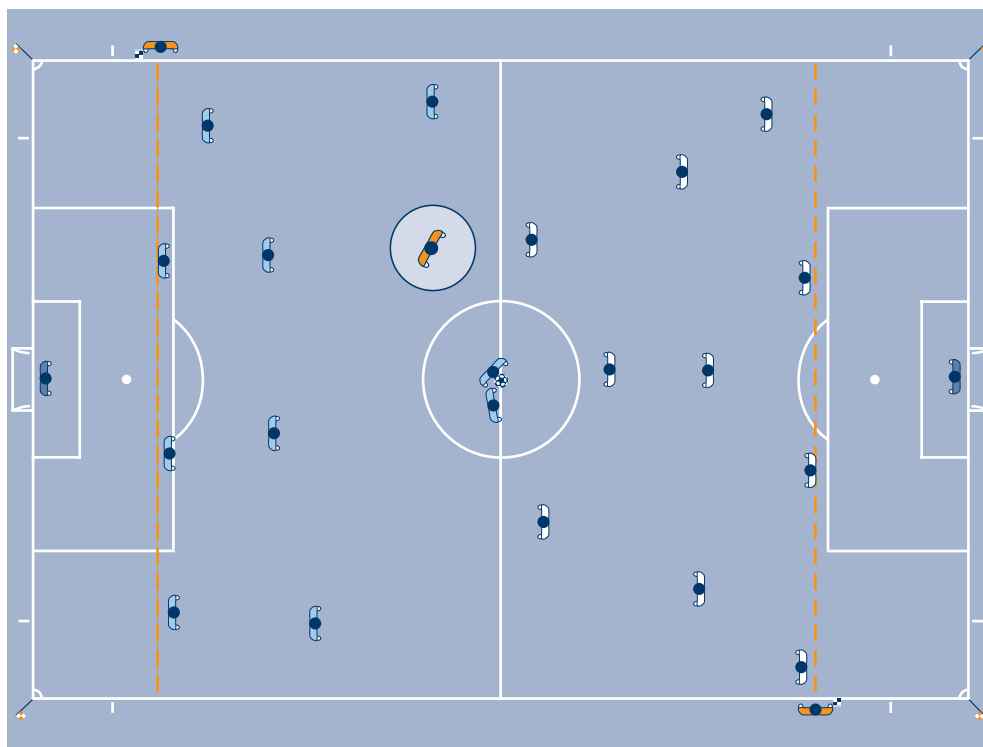
## Positioning in ball out of play situations

---

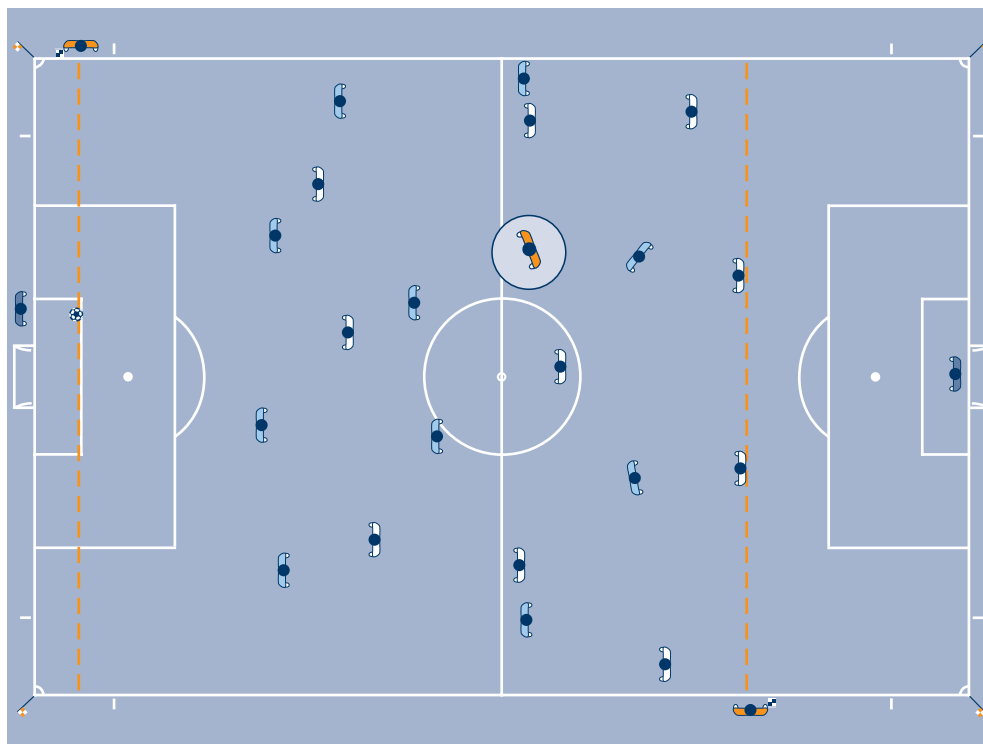
The best position is one from which the referee can make the right decision. All recommendations about positioning are based on probabilities and must be adjusted using specific information about the teams, the players and events in the match up to that point.

The positions suggested in the following graphics are basic and recommended to referees. The reference to a "zone" is intended to emphasise that every recommended position is actually an area within which the referee is most likely to optimise his effectiveness. The zone may be larger, smaller or differently shaped depending on circumstances at the moment in question.

## 1. Positioning for the kick-off

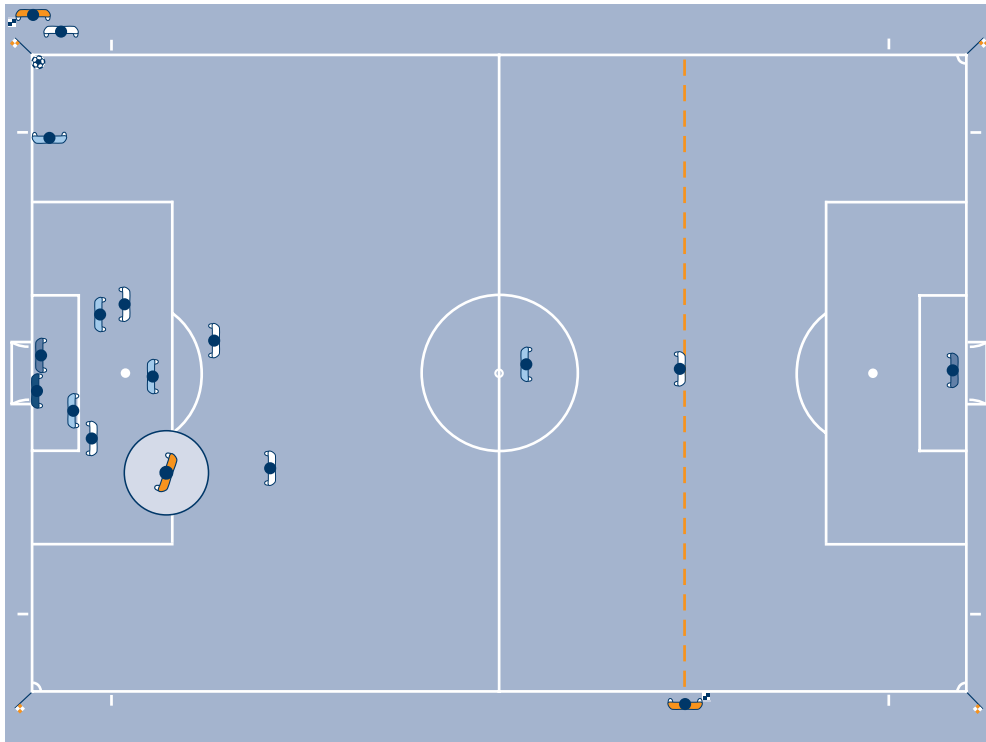


## 2. Positioning for a goal kick

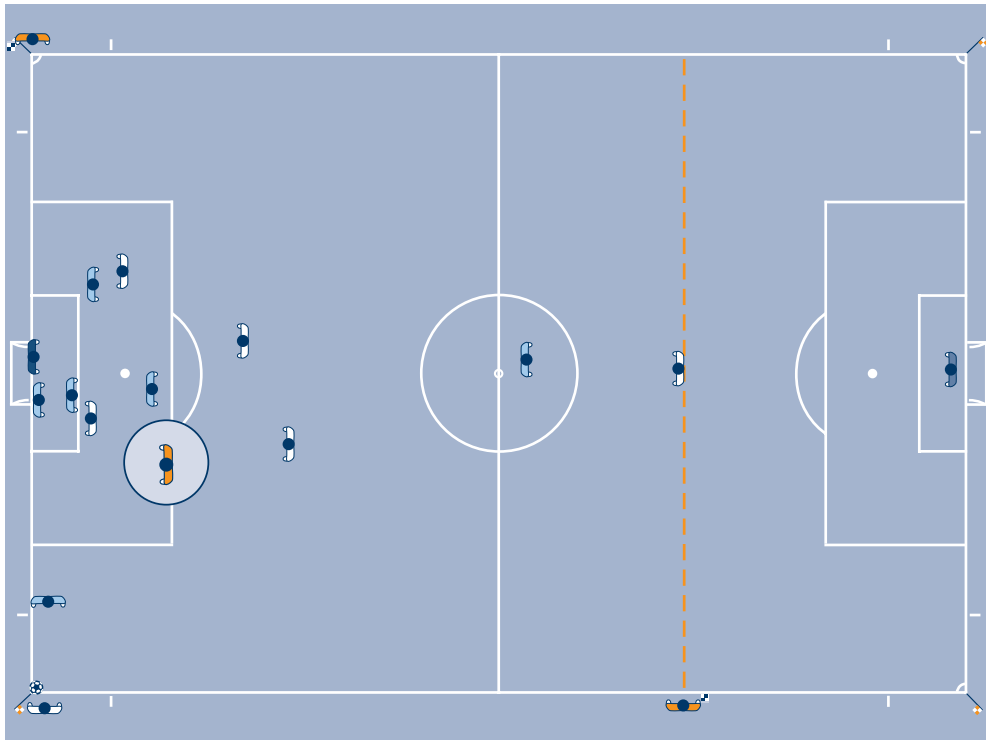




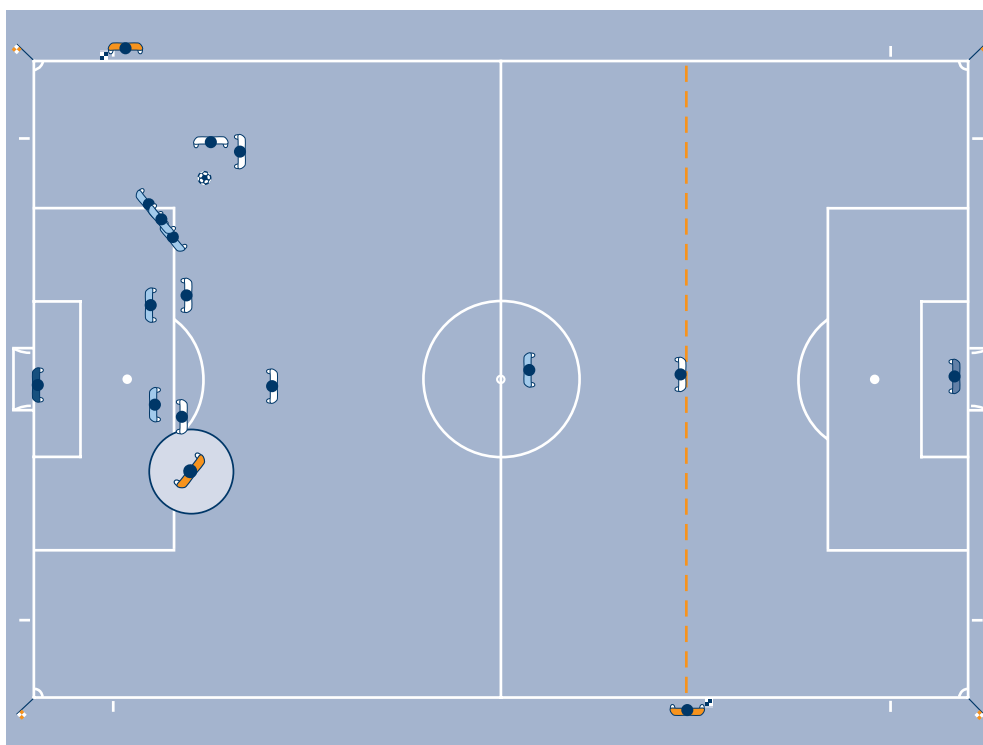
### 3. Positioning for a corner kick (1)



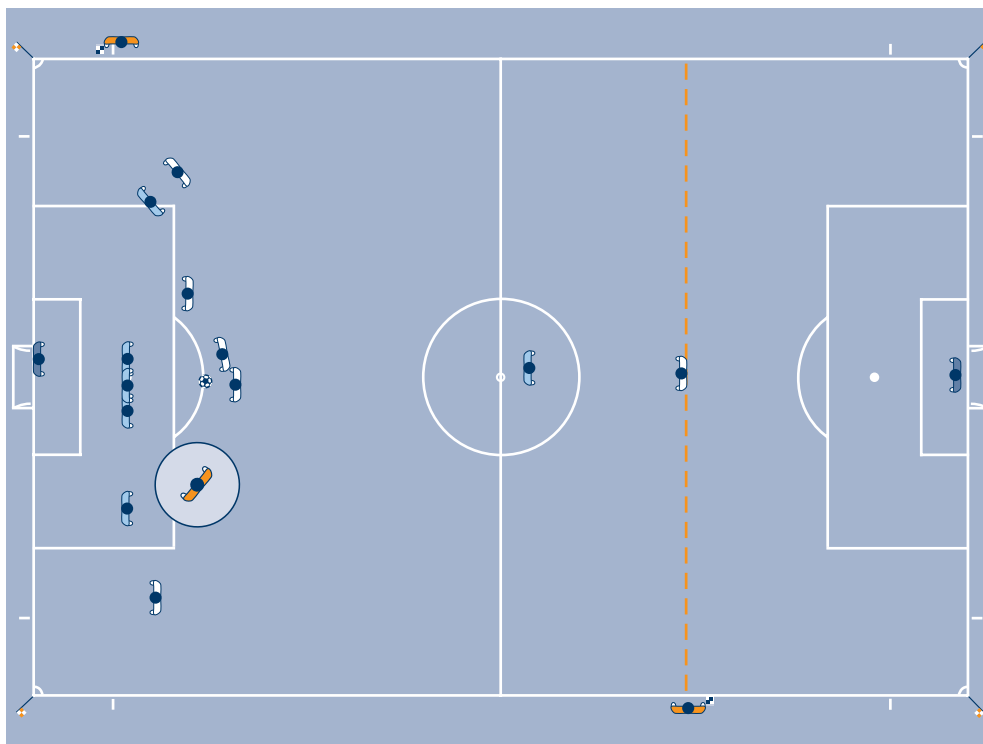
### 4. Positioning for a corner kick (2)



### 5. Positioning for a free kick (1)



### 6. Positioning for a free kick (2)









**Direct free kick**



**Advantage**



**Indirect free kick**



**Yellow card**



**Red card**

## Use of whistle

---

The whistle is needed to:

- start play (1<sup>st</sup>, 2<sup>nd</sup> half), after a goal
- stop play:
  - for a free kick or penalty kick
  - if the match is suspended or abandoned
  - when a period of play has ended due to the expiration of time
- restart play for:
  - free kicks when the appropriate distance is required
  - penalty kicks
- restart play after it has been stopped due to:
  - the issue of a yellow or red card for misconduct
  - injury
  - substitution

The whistle is NOT needed to:

- stop play for:
  - a goal kick, corner kick or throw-in
  - a goal
- restart play from:
  - a free kick, goal kick, corner kick, throw-in

A whistle which is used too frequently unnecessarily will have less impact when it is needed. When a discretionary whistle is needed to start play, the referee should clearly announce to the players that the restart may not occur until after that signal.

## Body language

---

Body language is a tool that the referee uses to:

- help him control the match
- show authority and self-control

Body language is not:

- an explanation of a decision

## Duties and responsibilities

---

The assistant referees help the referee to control the match in accordance with the Laws of the Game. They also assist the referee in all other matters involving the running of the match at the request and direction of the referee. This commonly includes such matters as:

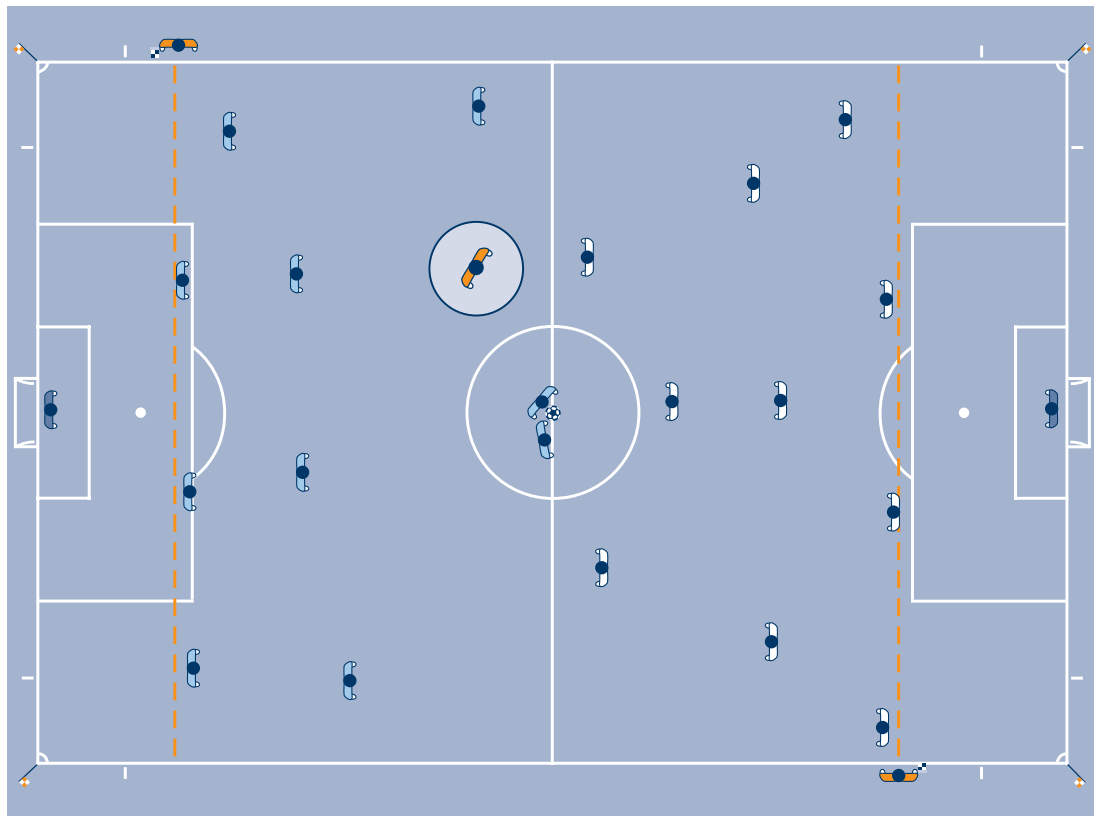
- inspecting the field, the balls used and players' equipment
- determining if problems with equipment or bleeding have been resolved
- monitoring the substitution procedure
- maintaining back-up records of time, goals and misconduct

## Positioning and team work

---

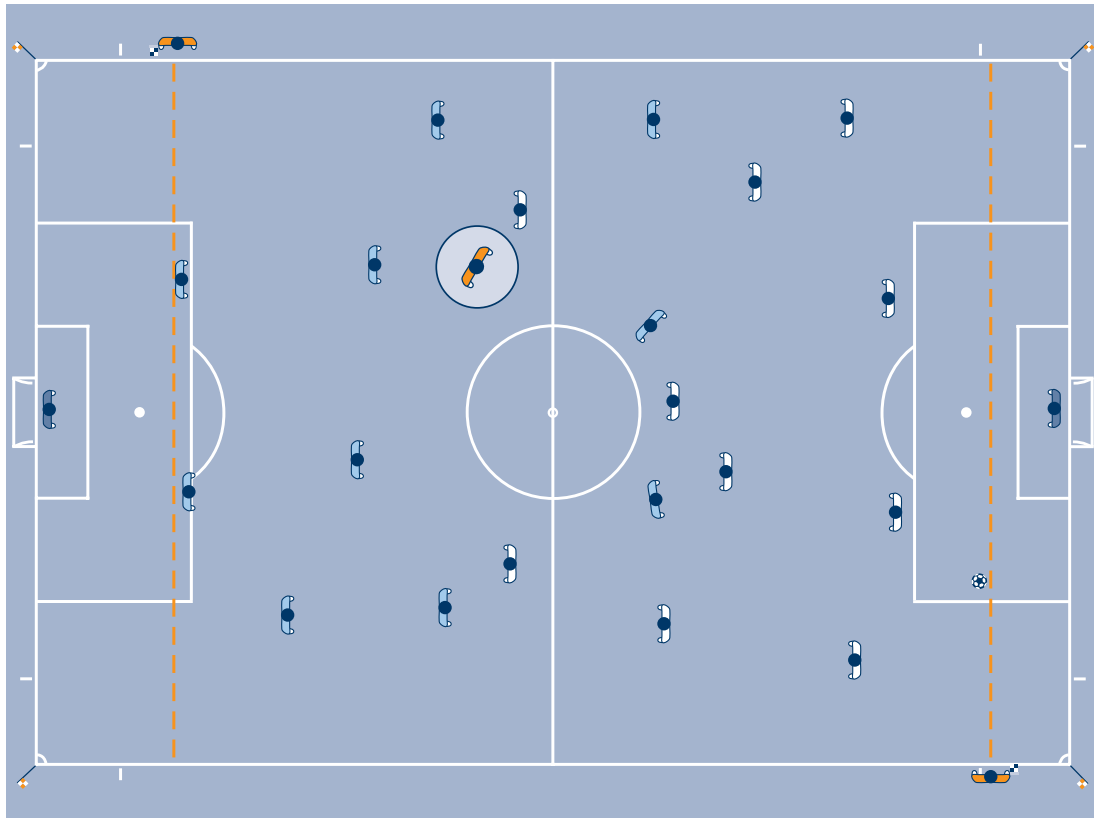
### 1. Kick-off

The assistant referees must be in line with the second-last opponent.



## 2. General positioning during the match

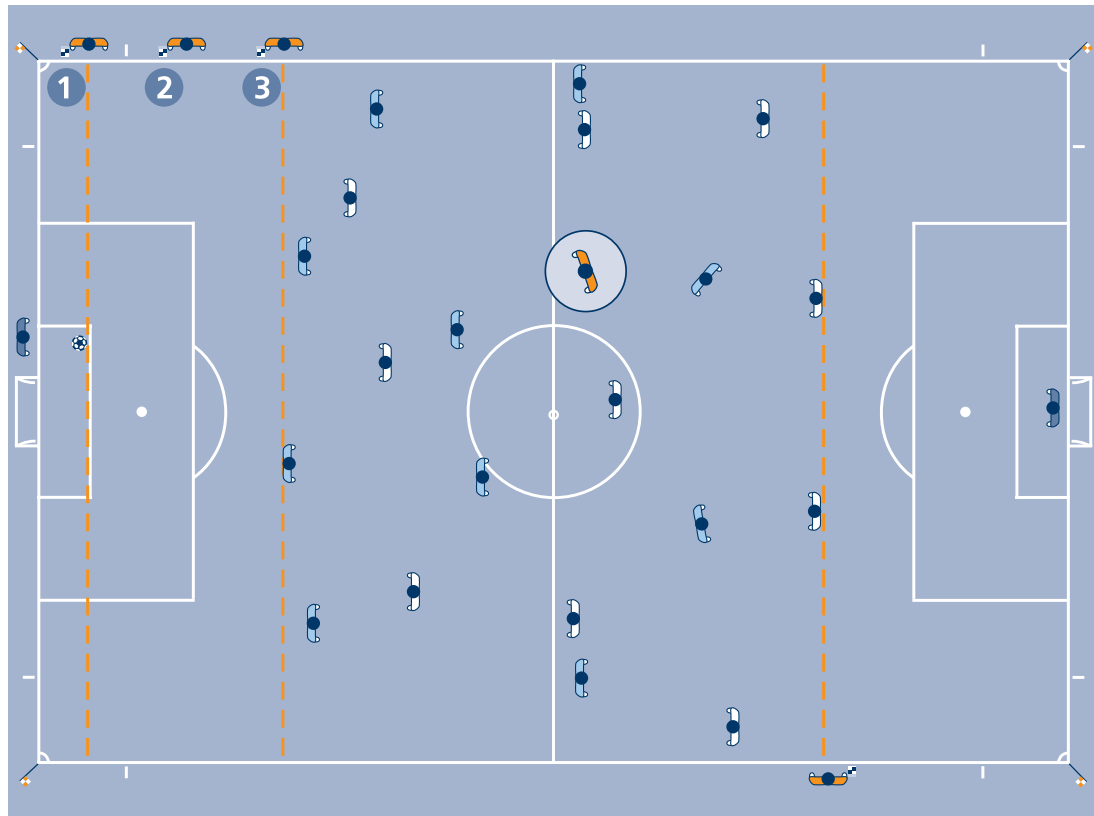
The assistant referees must be in line with the second-last opponent or the ball if it is nearer the goal line than the second-last opponent. The assistant referees must always face the field of play.





### 3. Goal kick

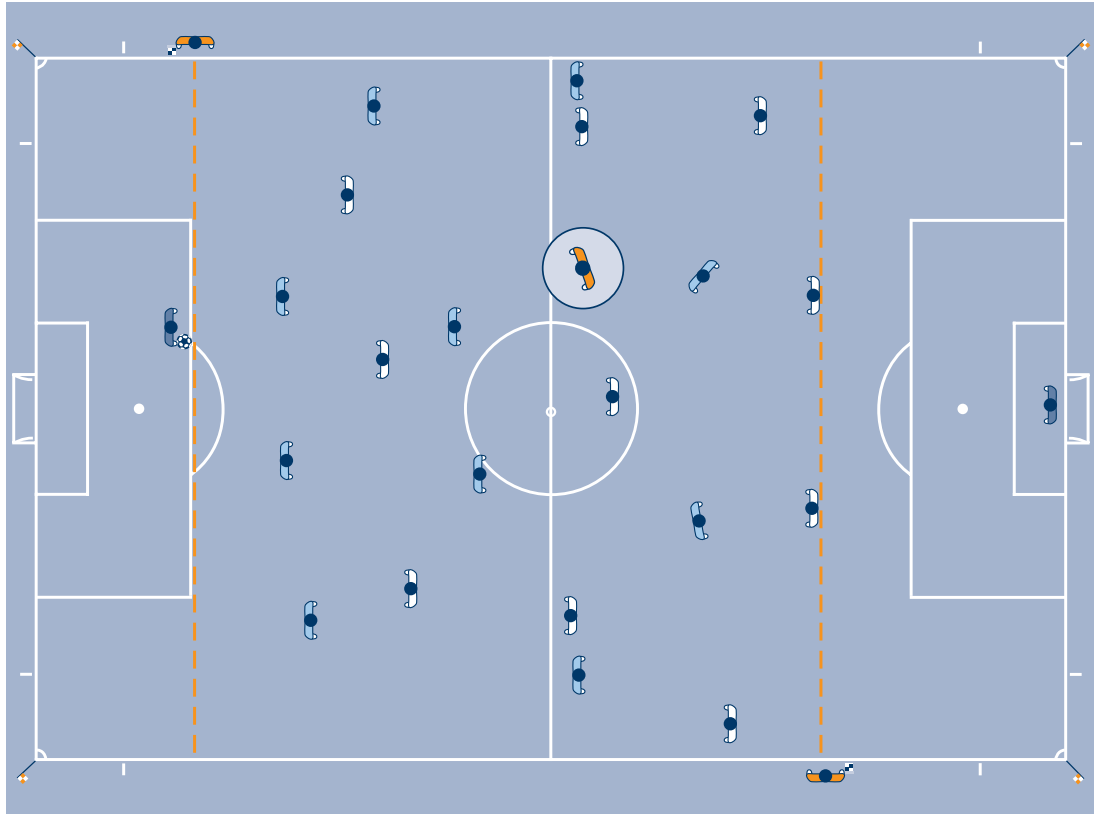
1. The assistant referees must check first if the ball is inside the goal area:
  - if the ball is not placed correctly, the assistant referee must not move from his position, make eye contact with the referee and raise his flag
2. Once the ball is placed correctly inside the goal area, the assistant referee must move to the edge of the penalty area to check that the ball leaves the penalty area (ball in play) and that the attackers are outside:
  - if the second-last opponent takes the goal kick, the assistant referee must move directly to the edge of the penalty area
3. Finally, the assistant referee must take a position to check the offside line, which is a priority in any case



#### 4. Goalkeeper releasing the ball

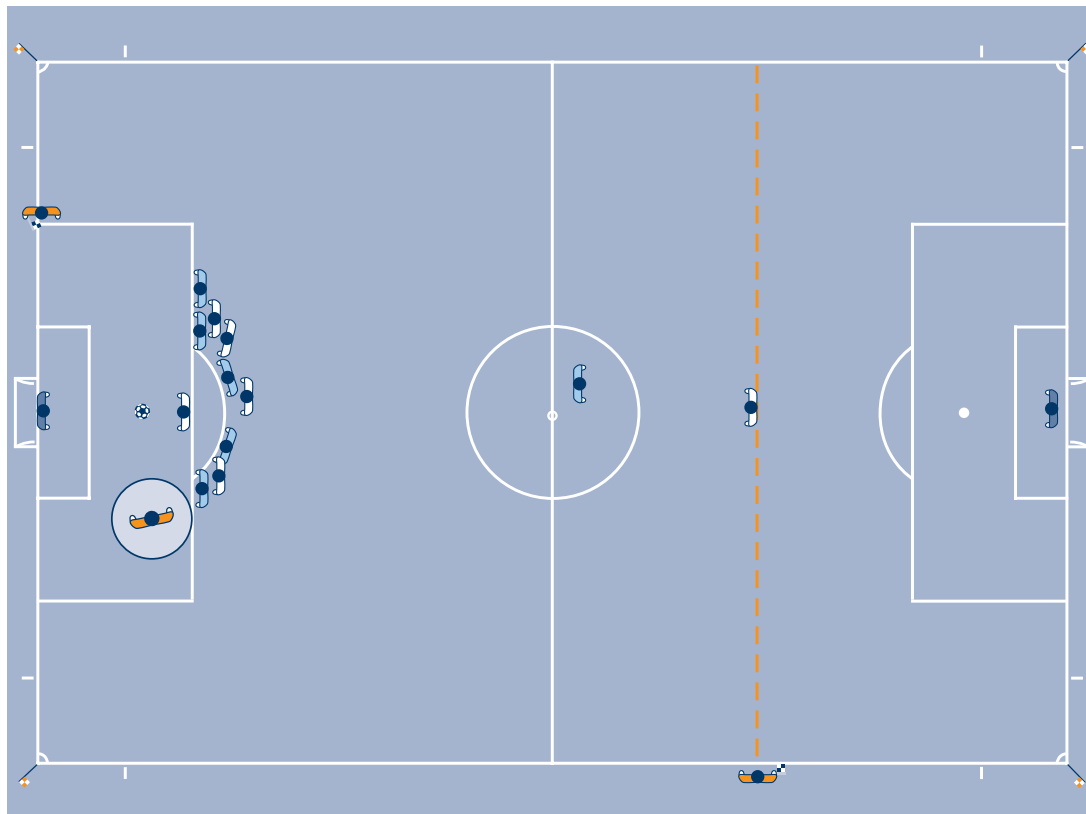
The assistant referees must take a position in line with the edge of the penalty area and check that the goalkeeper does not touch the ball with his hands outside the penalty area.

Once the goalkeeper has released the ball, the assistant referees must take a position to check the offside line, which is a priority in any case.



## 5. Penalty kick

The assistant referee must be positioned at the intersection of the goal line and the penalty area. If the goalkeeper blatantly moves off the goal line before the ball is kicked and a goal is not scored, the assistant referee must raise his flag.

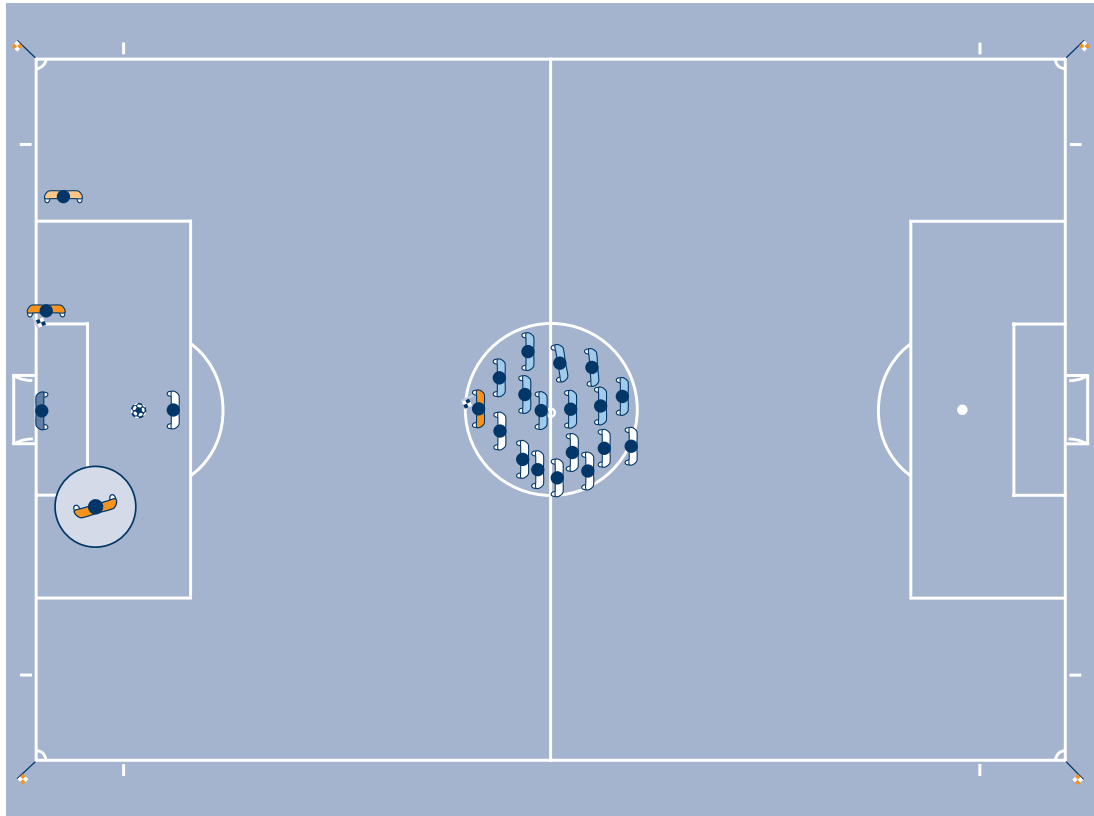


## 6. Kicks from the penalty mark

One assistant referee must be positioned at the intersection of the goal line and the goal area. His main duty is to check if the ball crosses the line:

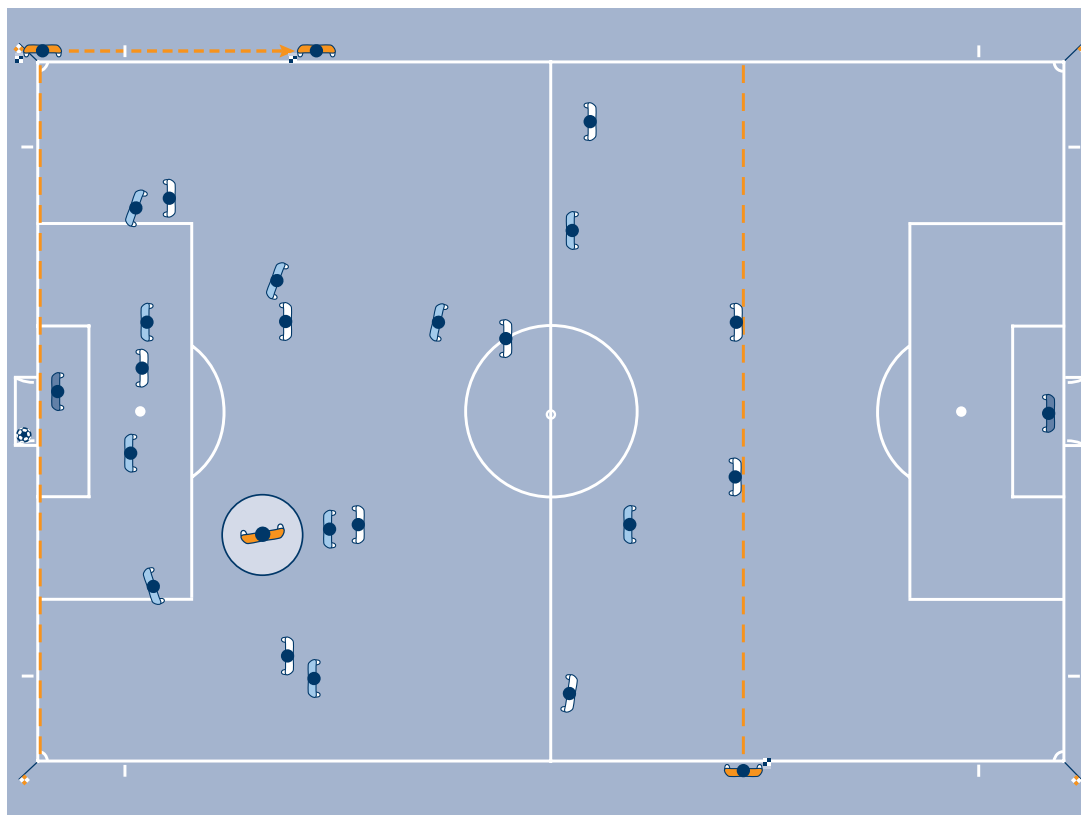
- when it is clear that the ball has crossed the goal line, the assistant referee must make eye contact with the referee without giving any additional signal
- when a goal has been scored but it is not clear whether the ball has crossed the line, the assistant referee must first raise his flag to attract the referee's attention and then confirm the goal

The other assistant referee must be situated in the centre circle to control the remaining players from both teams.

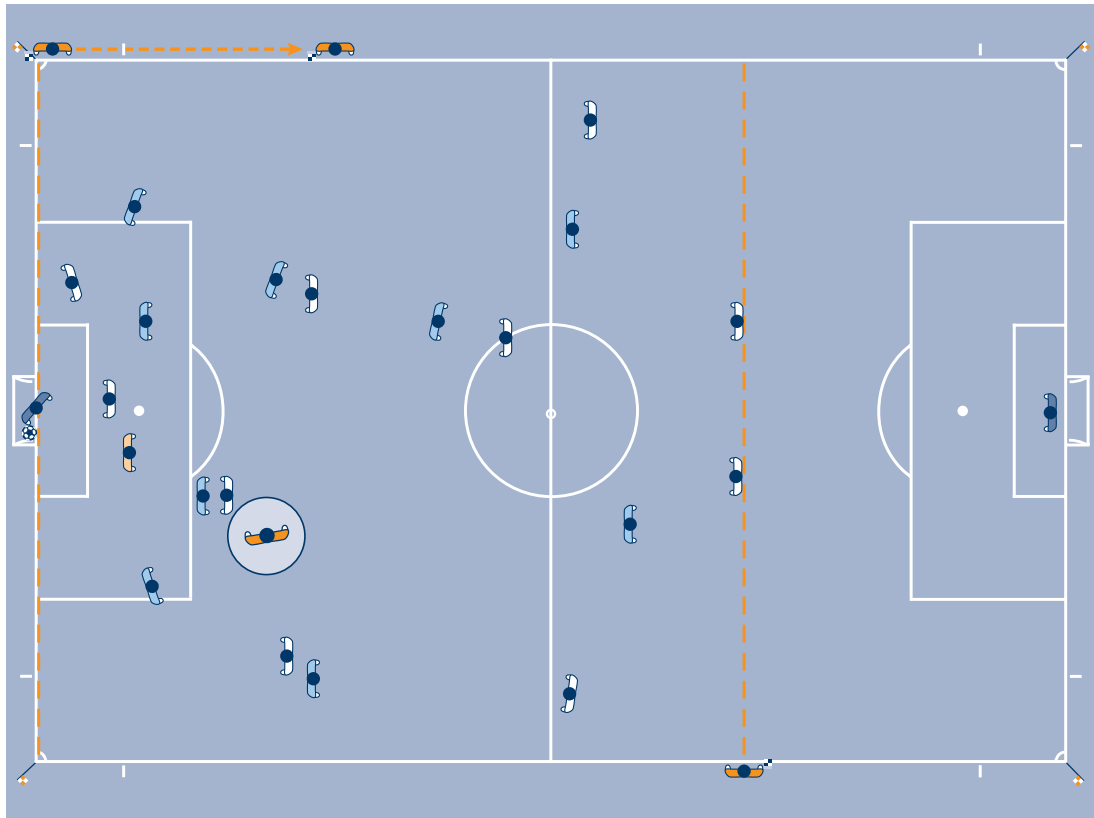


## 7. "Goal – No Goal" situations

When a goal has been scored and there is no doubt about the decision, the referee and assistant referee must make eye contact and the assistant referee must then run quickly 25-30 metres along the touch line towards the halfway line without raising his flag.



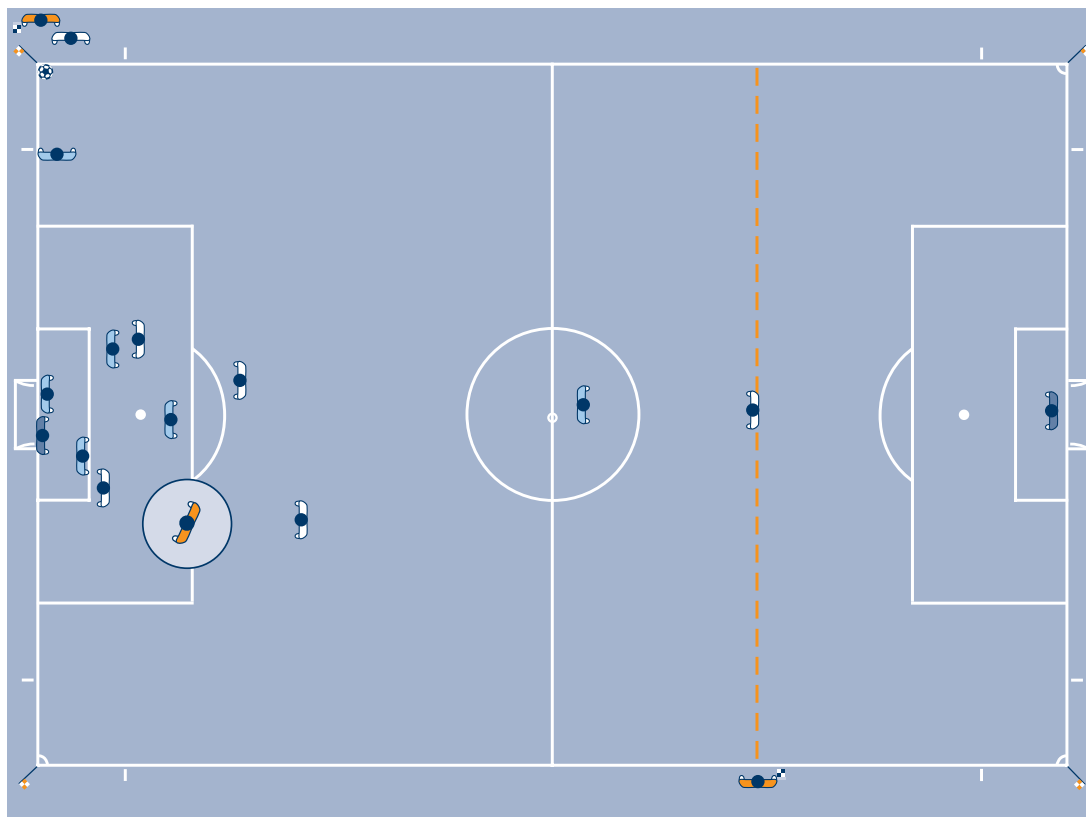
When a goal has been scored but the ball appears still to be in play, the assistant referee must first raise his flag to attract the referee's attention then continue with the normal goal procedure of running quickly 25-30 metres along the touch line towards the halfway line.



On occasions when the whole of the ball does not cross the goal line and play continues as normal because a goal has not been scored, the referee must make eye contact with the assistant referee and if necessary give a discreet hand signal.

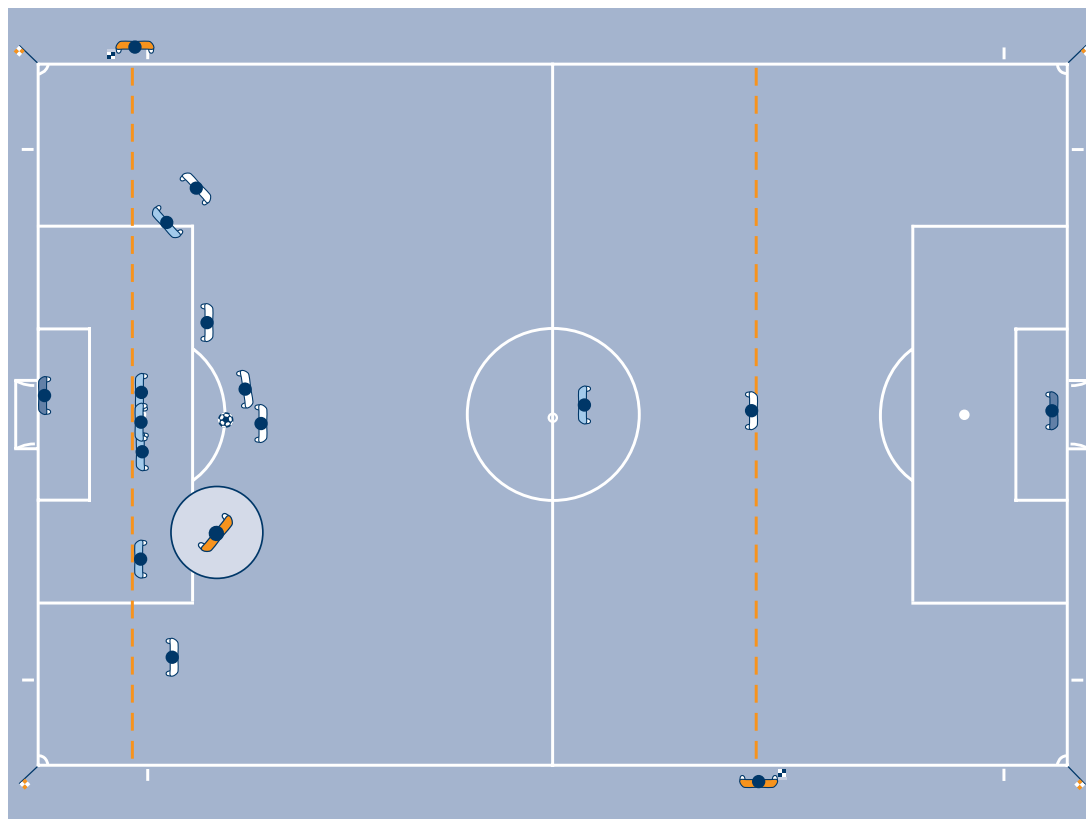
## 8. Corner kick

The assistant referee's position for a corner kick is behind the corner flag in line with the goal line. In this position he must not interfere with the player taking the corner kick. He must check that the ball is properly placed inside the corner arc.



### 9. Free kick

The assistant referee's position for a free kick must be in line with the second-last opponent in order to check the offside line which is a priority in any case. However, he must be ready to follow the ball by moving down the touch line towards the corner flag if there is a direct shot on goal.





## **Gestures**

---

As a general rule, the assistant referee must give no obvious hand signals. However, in some instances, a discreet hand signal may give valuable support to the referee. The hand signal should have a clear meaning. The meaning should have been discussed and agreed upon in the pre-match discussion.

## **Running technique**

---

As a general rule, the assistant referee should face the pitch whilst running. Side-to-side movement should be used for short distances. This is especially important when judging offside and gives the assistant referee a better line of vision.

## **Signal beep**

---

Referees are reminded that the signal beep system is an additional signal to be used only when necessary in order to gain the attention of the referee.

Situations when the signal beep is useful include:

- offside
- fouls (outside the view of the referee)
- throw-in, corner kick or goal kick (tight decisions)
- goal situations (tight decisions)




**Substitution**



**Throw-in  
for attacker**



**Throw-in  
for defender**



**Goal kick**



**Corner kick**



Foul by the

Foul on the  
near side of the fieldFoul in the centre  
of the fieldFoul on  
the far side of the field

Foul by the defender



Foul by the attacker



## Flag technique and team work

---

The assistant referee's flag must always be visible to the referee, unfurled and still whilst running.

When making a signal, the assistant referee must stop running, face the field of play, make eye contact with the referee and raise the flag with deliberate (not hasty or exaggerated) motions. The flag should be like an extension of the arm.

The assistant referees must raise the flag using the hand that will also be used for the next signal in a sequence. If circumstances change and the other hand must be used for the next signal, the assistant referee should move his flag to the opposite hand below the waist.

Whenever the assistant referee signals that the ball is out of play, he must continue to signal until the referee acknowledges it.

Whenever the assistant referee signals for violent conduct and the signal is not seen immediately:

- if play has been stopped for disciplinary action to be taken, the restart must be in accordance with the Laws (free kick, penalty kick etc.)
- if play has already restarted, the referee may still take disciplinary action but not penalise the offence with a free kick or penalty kick

***Throw-in***

When the ball crosses the touch line near to the assistant referee's position, he must make a direct signal to indicate the direction of the throw-in.

When the ball crosses the touch line far from the assistant referee's position and the throw-in decision is an obvious one, the assistant referee must also make a direct signal to indicate the direction of the throw-in.

When the ball crosses the touch line far from the assistant referee's position but the ball appears still to be in play or if the assistant referee is in any doubt, the assistant referee must raise his flag to inform the referee that the ball is out of play, make eye contact with the referee and follow the referee's signal.

***Corner kick / Goal kick***

When the ball crosses the goal line near to the assistant referee's position, he must make a direct signal with his right hand (better line of vision) to indicate whether it is a goal kick or a corner kick.

When the ball crosses the goal line near to the assistant referee's position but the ball appears still to be in play, the assistant referee must first raise his flag to inform the referee that the ball is out of play, then indicate whether it is a goal kick or a corner kick.

When the ball crosses the goal line far from the assistant referee's position, the assistant referee must raise his flag to inform the referee that the ball is out of play, make eye contact and follow the referee's decision. The assistant referee may also make a direct signal if the decision is an obvious one.

***Offside***

The first action the assistant referee makes after an offside decision is to raise his flag. He then uses his flag to indicate the area of the pitch in which the offence occurred.

If the flag is not immediately seen by the referee, the assistant referee must keep signalling until it has been acknowledged or the ball is clearly in the control of the defending team.

The flag must be raised using the right hand, giving the assistant referee a better line of vision.

***Substitution***

When dealing with substitutions, the assistant referee must first be informed by the fourth official. The assistant referee must then signal to the referee at the next stoppage in the match. The assistant referee does not need to move to the halfway line as the fourth official carries out the substitution procedure.

If there is no fourth official, the assistant referee must assist with substitution procedures. In this case, the referee must wait until the assistant referee is back in position before restarting play.

## ***Fouls***

The assistant referee must raise his flag when a foul or misconduct is committed in his immediate vicinity or out of the referee's vision. In all other situations, he must wait and offer his opinion if it is required. If this is the case, the assistant referee must report what he has seen and heard and which players are involved to the referee.

Before signalling for an offence, the assistant referee must determine that:

- the offence was out of the view of the referee or the referee's view was obstructed
- the referee would not have applied the advantage if he had seen the offence

When a foul or misconduct is committed, the assistant referee must:

- raise his flag with the same hand that will also be used for the remainder of the signal, this gives the referee a clear indication as to who was fouled
- make eye contact with the referee
- give his flag a slight wave back and forth (avoiding any excessive or aggressive movement)
- use the electronic beep signal, if necessary

The assistant referee must use the "wait and see technique" in order to allow play to continue and not raise his flag when the team against which an offence has been committed will benefit from the advantage. In this case, it is very important for the assistant referee to make eye contact with the referee.

***Fouls outside the penalty area***

When a foul is committed outside the penalty area (near the boundary of the penalty area), the assistant referee should make eye contact with the referee to see where the referee is positioned and what action he has taken. The assistant referee must stand in line with the penalty area and raise his flag if necessary.

In counter-attack situations, the assistant referee should be able to give information such as whether or not a foul has been committed and whether a foul was committed inside or outside the penalty area, which is a priority in any case, and what disciplinary action must be taken.

***Fouls inside the penalty area***

When a foul is committed inside the penalty area out of the vision of the referee, especially if near to the assistant referee's position, the assistant referee must first make eye contact with the referee to see where the referee is positioned and what action he has taken. If the referee has not taken any action, the assistant referee must raise his flag and use the electronic beep signal and then visibly move down the touch line towards the corner flag.

***Mass confrontation***

In situations of mass confrontation, the nearest assistant referee may enter the field of play to assist the referee. The other assistant referee must also observe and record details of the incident.

***Consultation***

When dealing with disciplinary issues, eye contact and a basic discreet hand signal from the assistant referee to the referee may be enough in some cases.

On occasions when direct consultation is required, the assistant referee may advance 2-3 metres onto the field of play if necessary. When talking, the referee and assistant referee shall both turn to face the pitch to avoid being heard by others.



***Required distance***

When a free kick is awarded very close to the touch line near the assistant referee's position, the assistant referee may enter the field of play to help ensure that the players are positioned 9.15 m from the ball. In this case, the referee must wait until the assistant referee is back in position before restarting play.

**Allowance for time lost**

---

Many stoppages in play are entirely natural (e.g. throw-ins, goal kicks). An allowance is to be made only when these delays are excessive.

The fourth official indicates the minimum additional time decided by the referee at the end of the final minute of each period of play.

The announcement of the additional time does not indicate the exact amount of time left in the match. The time may be increased if the referee considers it appropriate but never reduced.

The referee must not compensate for a timekeeping error during the first half by increasing or reducing the length of the second half.

## **Dropped ball**

---

Any player may challenge for the ball (including the goalkeeper). There is no minimum or maximum number of players required to contest a dropped ball. The referee cannot decide who may or may not contest a dropped ball.

**The ball inside the field of play touches a person other than a player**

---

If, when the ball is in play, it touches the referee or an assistant referee who is temporarily on the field of play, play continues because the referee and the assistant referees are part of the match.

**No goal**

---

If a referee signals a goal before the ball has passed wholly over the goal line and immediately realises his error, play shall be restarted with a dropped ball from the position of the ball when play was stopped, unless play was stopped inside the goal area, in which case the referee drops the ball on the goal area line parallel to the goal line at the point nearest to where the ball was located when play was stopped.

## **D** Definitions

---

In the context of Law 11 – Offside, the following definitions apply:

- “nearer to his opponents’ goal line” means that any part of a player’s head, body or feet is nearer to his opponents’ goal line than both the ball and the second-last opponent. The arms are not included in this definition
- “interfering with play” means playing or touching the ball passed or touched by a team-mate
- “interfering with an opponent” means preventing an opponent from playing or being able to play the ball by clearly obstructing the opponent’s line of vision or movements or making a gesture or movement which, in the opinion of the referee, deceives or distracts an opponent
- “gaining an advantage by being in that position” means playing a ball that rebounds to him off a goalpost or the crossbar having been in an offside position or playing a ball that rebounds to him off an opponent having been in an offside position

## Infringements

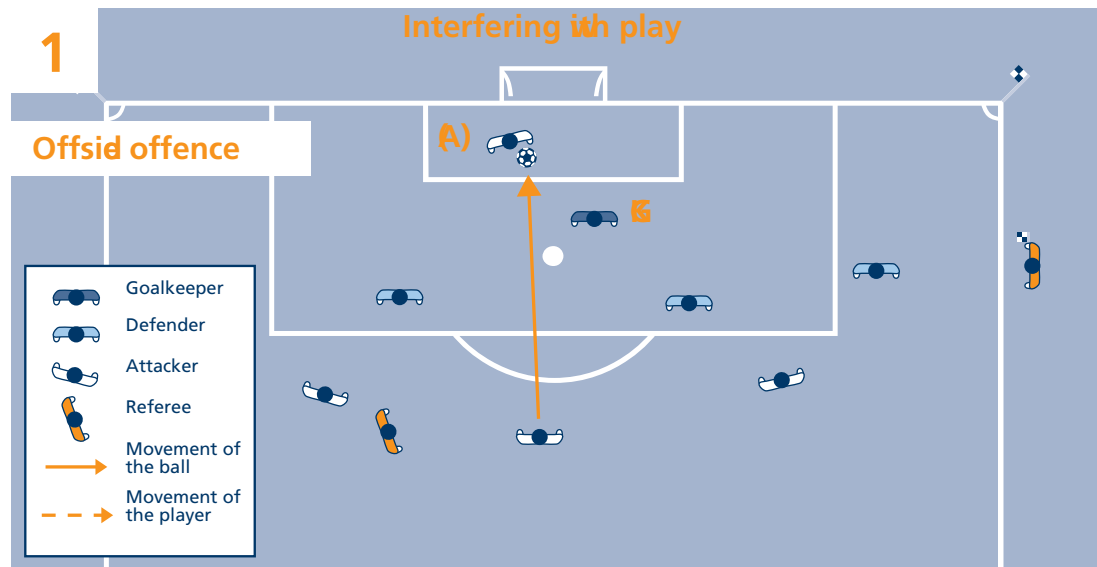
---

When an offside offence occurs, the referee awards an indirect free kick to be taken from the position of the offending player when the ball was last played to him by one of his team-mates.

Any defending player leaving the field of play for any reason without the referee's permission shall be considered to be on his own goal line or touch line for the purposes of offside until the next stoppage in play. If the player leaves the field of play deliberately, he must be cautioned when the ball is next out of play.

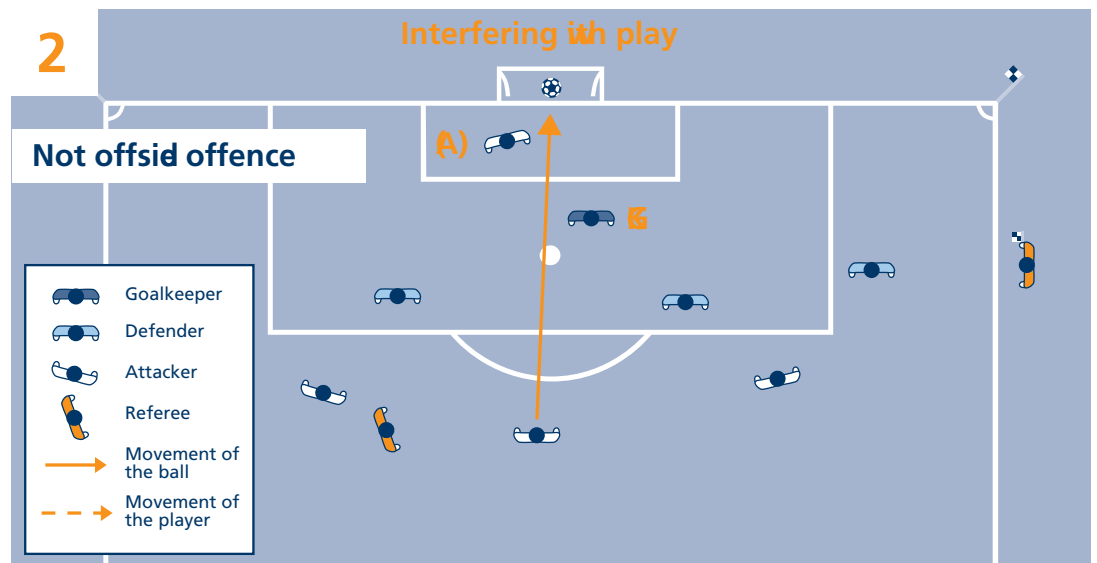
It is not an offence in itself for a player who is in an offside position to step off the field of play to show the referee that he is not involved in active play. However, if the referee considers that he has left the field of play for tactical reasons and has gained an unfair advantage by re-entering the field of play, the player must be cautioned for unsporting behaviour. The player needs to ask for the referee's permission to re-enter the field of play.

If an attacking player remains stationary between the goalposts and inside the goal net as the ball enters the goal, a goal must be awarded. However, if the attacking player distracts an opponent, the goal must be disallowed, the player cautioned for unsporting behaviour and play restarted with a dropped ball from the position of the ball when play was stopped, unless play was stopped inside the goal area, in which case the referee drops the ball on the goal area line parallel to the goal line at the point nearest to where the ball was located when play was stopped.



An attacker **in an offside position** (A), not interfering with an opponent, **touches the ball**.

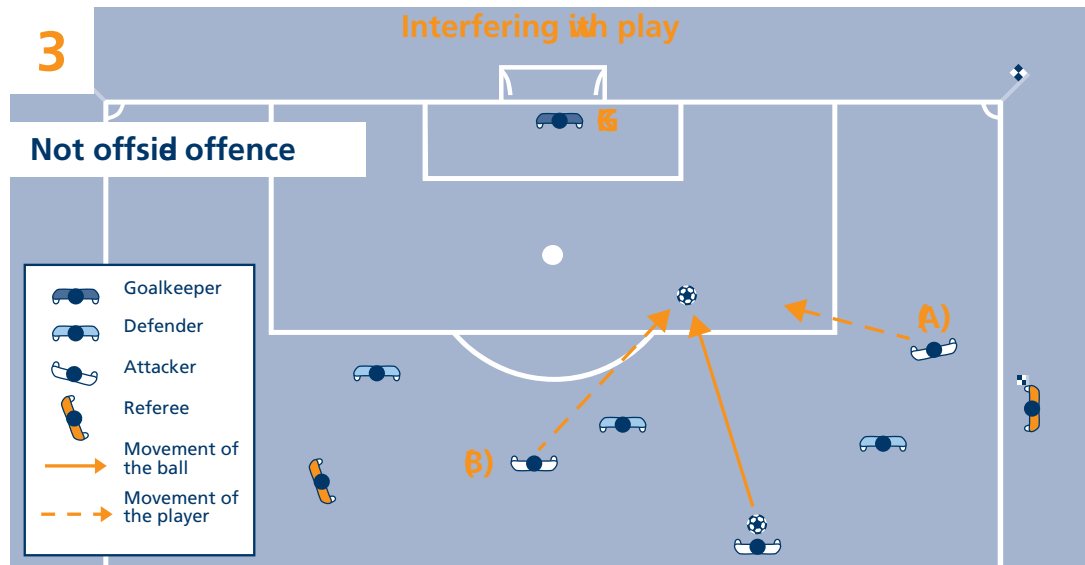
The assistant referee must raise the flag when the player **touches the ball**.



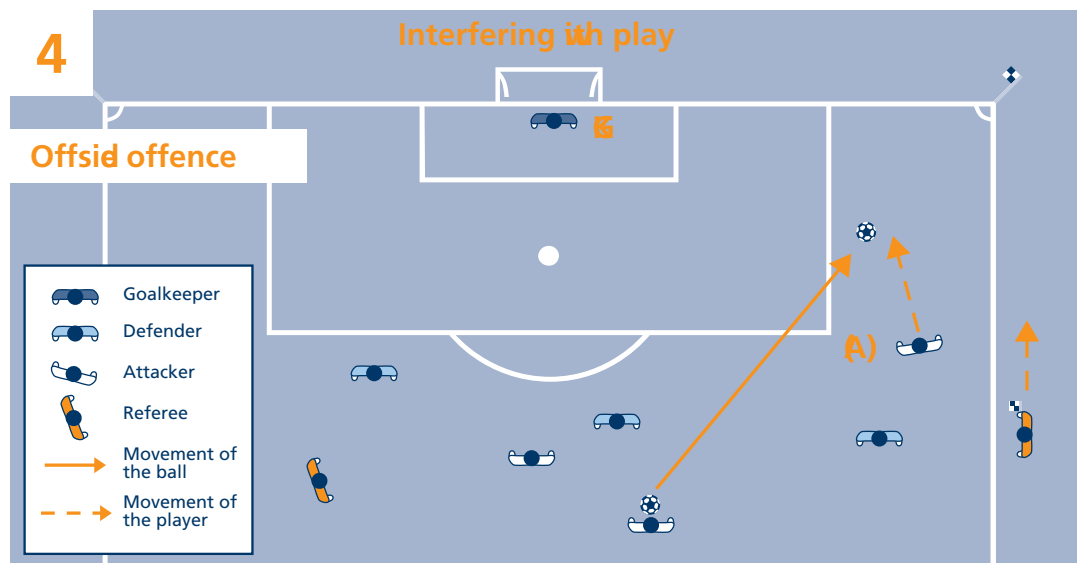
An attacker **in an offside position** (A), not interfering with an opponent, **does not touch the ball**.

The player cannot be penalised because he did not touch the ball.

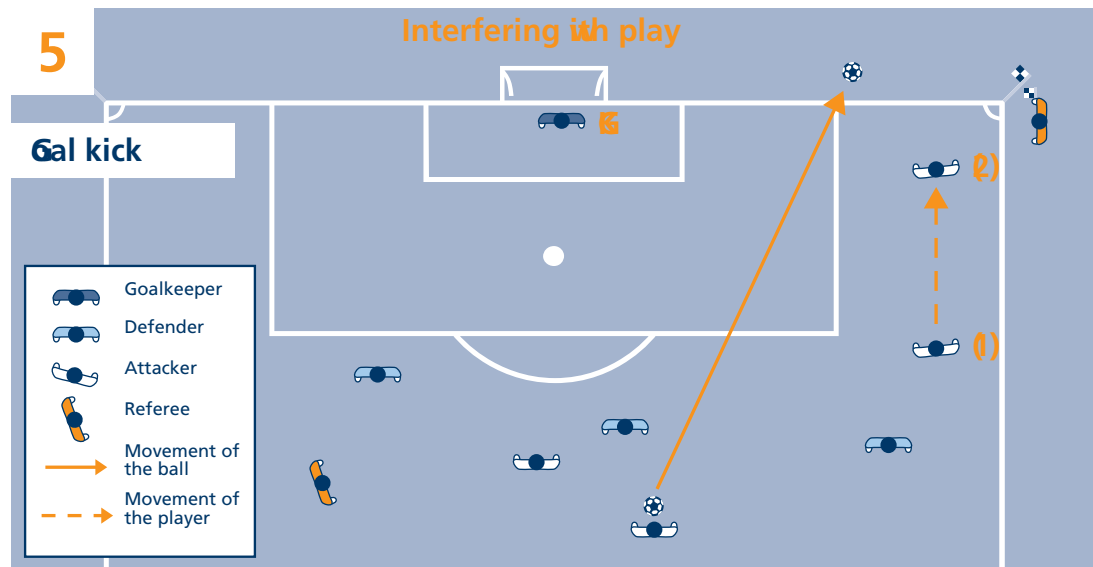




An attacker **in an offside position** (A) runs towards the ball and a team-mate **in an onside position** (B) also runs towards the ball and plays it. (A) cannot be penalised because he did not touch the ball.

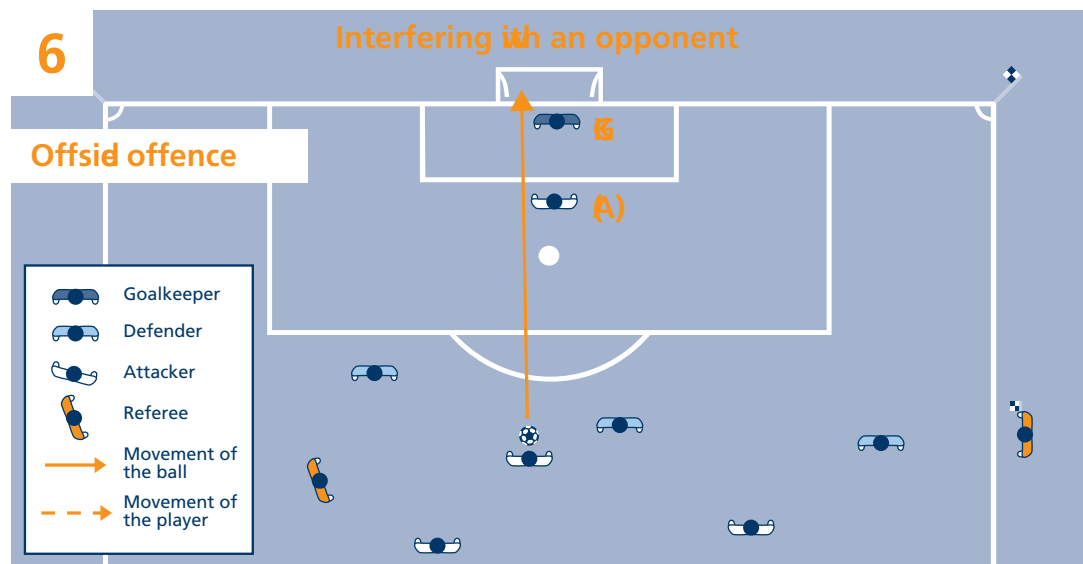


A player **in an offside position** (A) may be penalised before playing or touching the ball, if, in the opinion of the referee, no other team-mate in an onside position has the opportunity to play the ball.

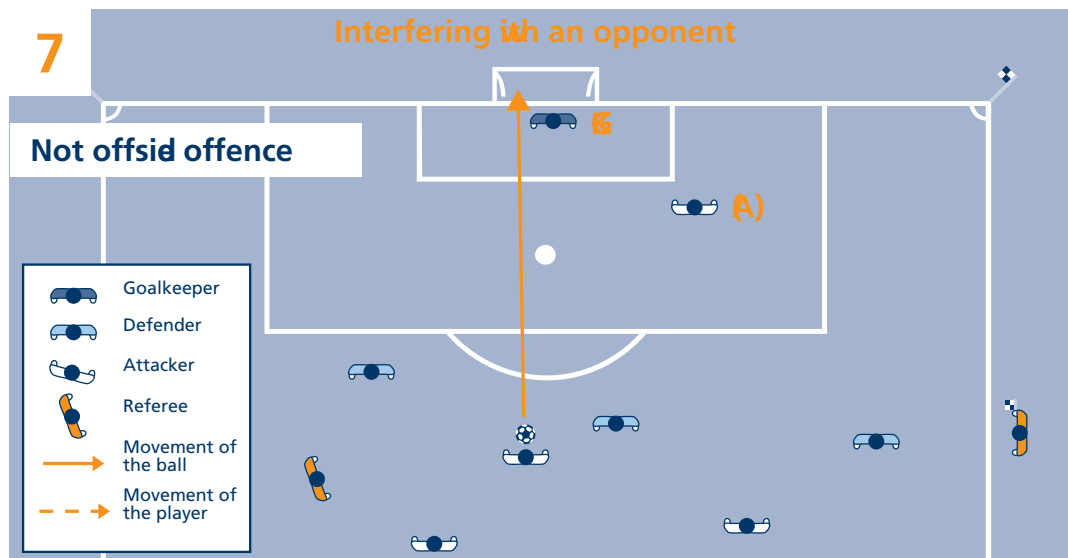


An attacker **in an offside position** (1) runs towards the ball and **des not touch** the ball.

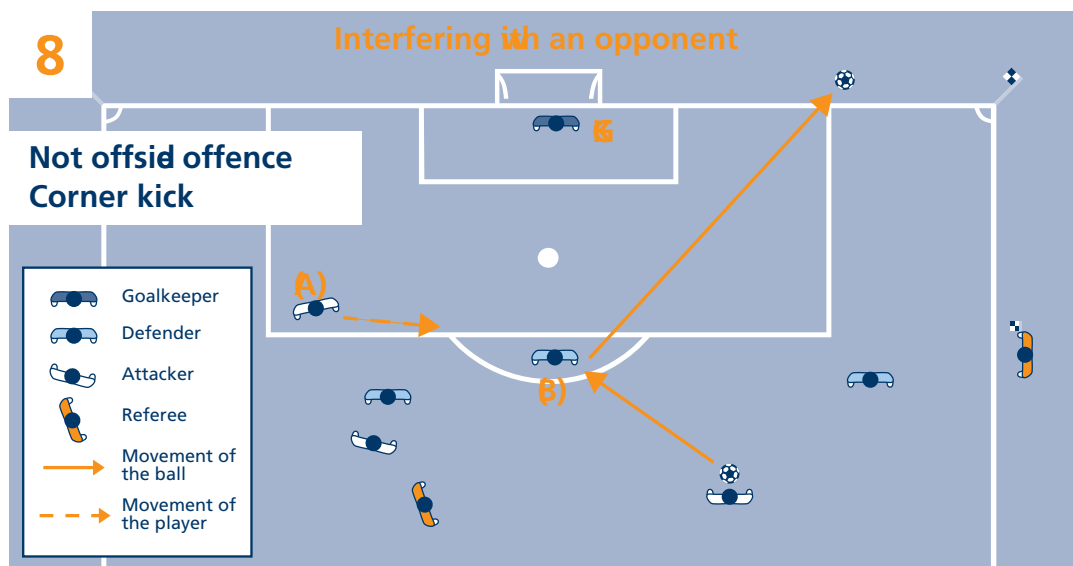
The assistant referee must signal **“goal kick”**



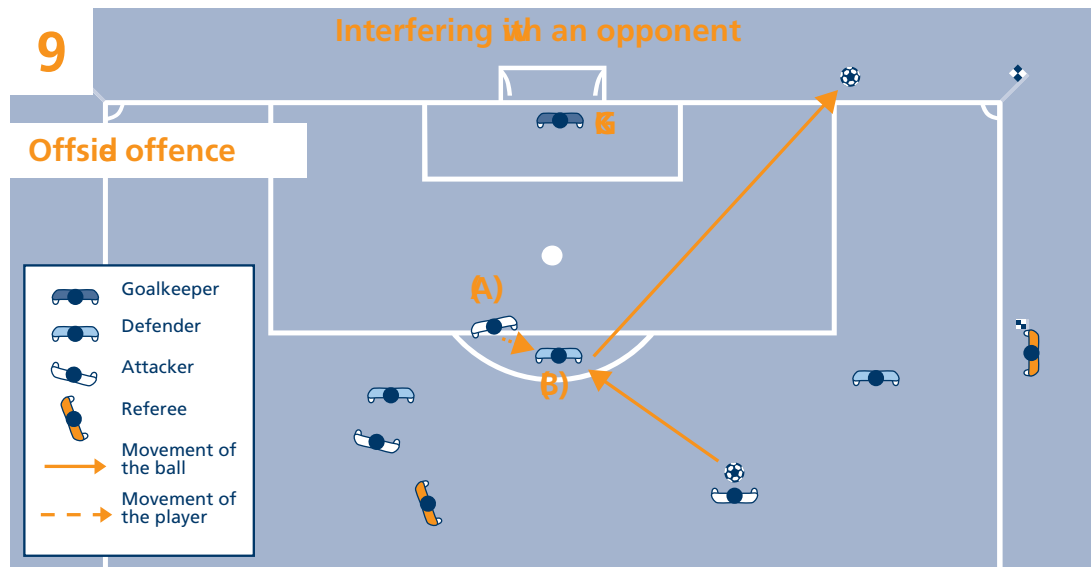
An attacker **in an offside position** (A) is obstructing the goalkeeper's line of vision. He must be penalised because he prevents an opponent from playing or being able to play the ball.



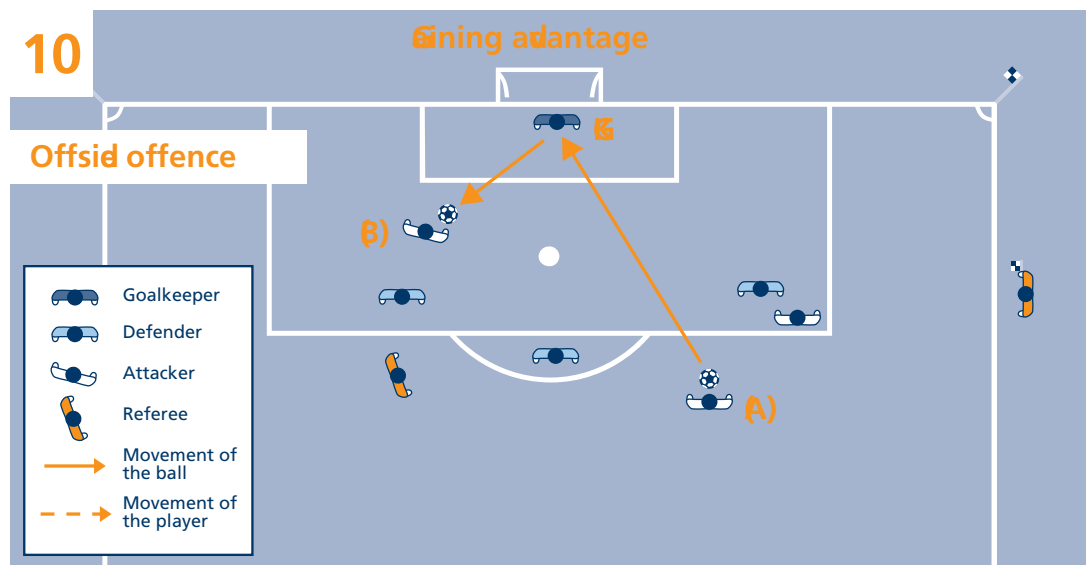
An attacker **in an offside position** (A) is **not** obstructing the goalkeeper's line of vision or making a gesture or movement which deceives or distracts him.



An attacker **in an offside position** (A) runs towards the ball but he does not prevent the opponent from playing or being able to play the ball.  
(A) is **not** making any gesture or movement which deceives or distracts (B).



An attacker **in an offside position** (A) runs towards the ball preventing the opponent (B) from playing or being able to play the ball.  
 (A) is making a gesture or movement which deceives or distracts (B).

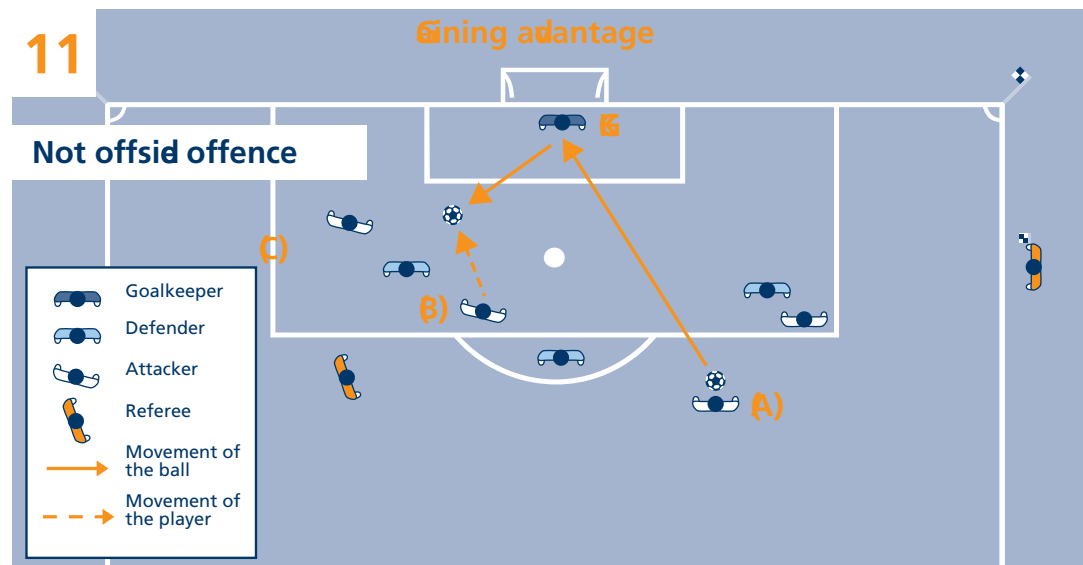


The shot by a team-mate (A) rebounds from the goalkeeper to (B) who is penalised for **playing the ball** having previously been **in an offside position**.

11

Gaining advantage

Not offside offence



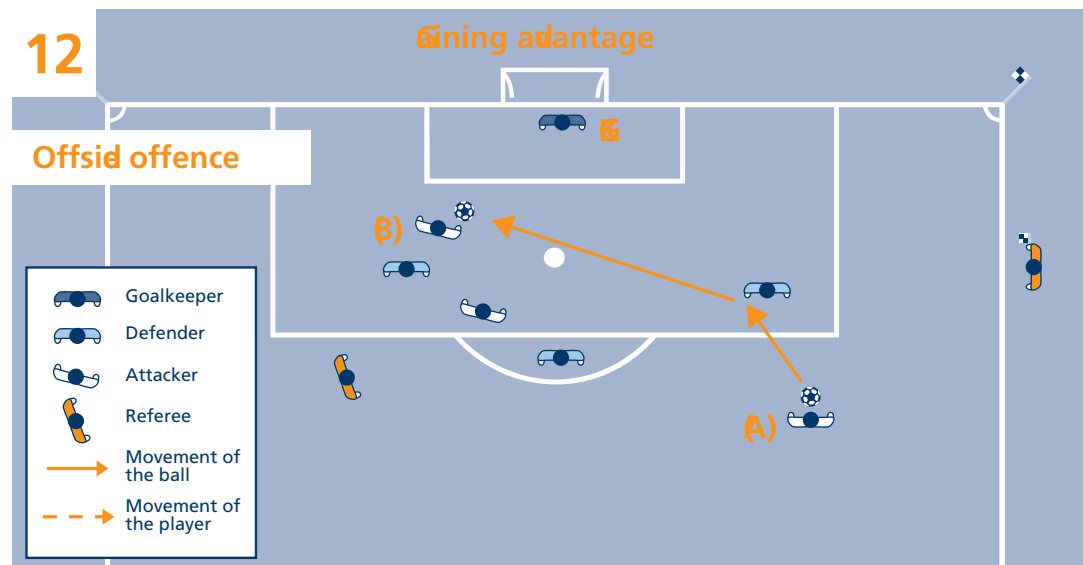
The shot by a team-mate (A) rebounds from the goalkeeper. (B) is in an onside position and plays the ball.

(C) **in an offside position** is not penalised because he did not gain an advantage from being in that position because he did not touch the ball.

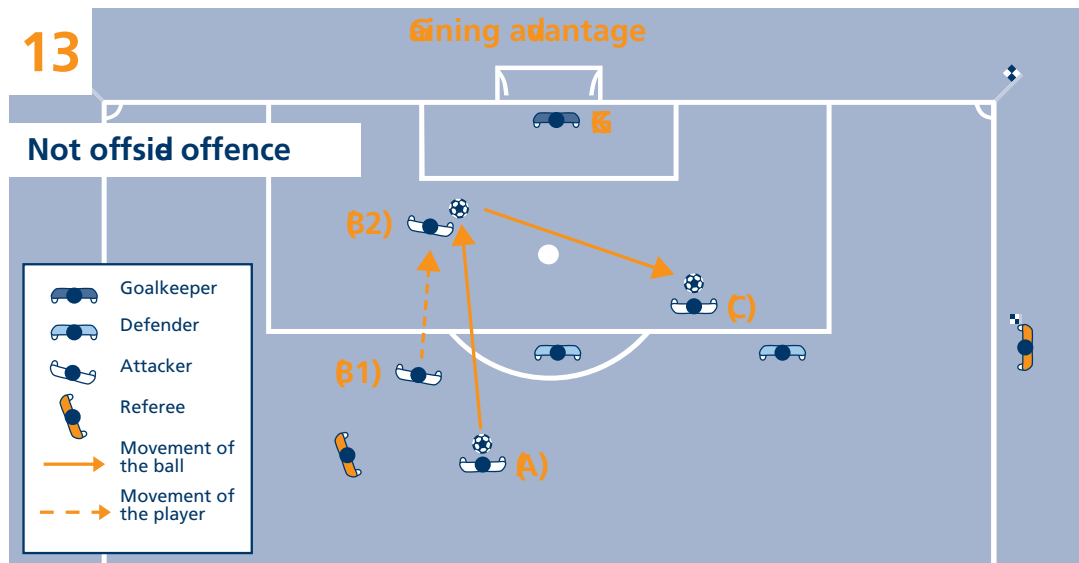
12

Gaining advantage

Offside offence



The shot by a team-mate (A) rebounds off an opponent to attacker (B) who is penalised for **playing the ball** having previously been **in an offside position**.



An attacker (C) is **in an offside position**, not interfering with an opponent, when a team-mate (A) passes the ball to player (B1) in an onside position who runs towards the opponents' goal and passes the ball (B2) to team-mate (C). Attacker (C) cannot be penalised because when the ball was passed to him, he was **in an onside position**.

## Basic requirements for a foul

---

The following conditions must be met for an offence to be considered a foul:

- it must be committed by a player
- it must occur on the field of play
- it must occur while the ball is in play

If the referee stops play due to an offence committed outside the field of play (when the ball is in play), play must be restarted with a dropped ball from the position of the ball when play was stopped, unless play was stopped inside the goal area, in which case the referee drops the ball on the goal area line parallel to the goal line at the point nearest to where the ball was located when play was stopped.

## Careless, reckless, using excessive force

---

“Careless” means that the player has shown a lack of attention or consideration when making a challenge or that he acted without precaution.

- No further disciplinary sanction is needed if a foul is judged to be careless

“Reckless” means that the player has acted with complete disregard to the danger to, or consequences for, his opponent

- A player who plays in a reckless manner must be cautioned.

“Using excessive force” means that the player has far exceeded the necessary use of force and is in danger of injuring his opponent.

- A player who uses excessive force must be sent off.

## Charging an opponent

---

The act of charging is a challenge for space using physical contact within playing distance of the ball without using arms or elbows.

It is an offence to charge an opponent:

- in a careless manner
- in a reckless manner
- using excessive force

### **Holding an opponent**

---

Holding an opponent includes the act of preventing him from moving past or around using the hands, the arms or the body.

Referees are reminded to make an early intervention and to deal firmly with holding offences especially inside the penalty area at corner kicks and free kicks.

To deal with these situations:

- the referee must warn any player holding an opponent before the ball is in play
- caution the player if the holding continues before the ball is in play
- award a direct free kick or penalty kick and caution the player if it happens once the ball is in play

If a defender starts holding an attacker outside the penalty area and continues holding him inside the penalty area, the referee must award a penalty kick.

### ***Disciplinary sanctions***

- A caution for unsporting behaviour must be issued when a player holds an opponent to prevent him gaining possession of the ball or taking up an advantageous position
- A player must be sent off if he denies an obvious goal-scoring opportunity by holding an opponent
- No further disciplinary action must be taken in other situations of holding an opponent

### ***Restart of play***

- Direct free kick from the position where the offence occurred (see Law 13 – Position of Free Kick) or a penalty kick if the offence occurred inside the penalty area.



## Handling the ball

---

Handling the ball involves a deliberate act of a player making contact with the ball with his hand or arm. The referee must take the following into consideration:

- the movement of the hand towards the ball (not the ball towards the hand)
- the distance between the opponent and the ball (unexpected ball)
- the position of the hand does not necessarily mean that there is an infringement
- touching the ball with an object held in the hand (clothing, shinguard etc.) counts as an infringement
- hitting the ball with a thrown object (boot, shinguard etc.) counts as an infringement

### *Disciplinary sanctions*

There are circumstances when a caution for unsporting behaviour is required when a player deliberately handles the ball, e.g. when a player:

- deliberately and blatantly handles the ball to prevent an opponent gaining possession
- attempts to score a goal by deliberately handling the ball

A player is sent off, however, if he prevents a goal or an obvious goal-scoring opportunity by deliberately handling the ball. This punishment arises not from the act of the player deliberately handling the ball but from the unacceptable and unfair intervention that prevented a goal being scored.

### *Restart of play*

- Direct free kick from the position where the offence occurred (see Law 13 – Position of Free Kick) or penalty kick

Outside his own penalty area, the goalkeeper has the same restrictions on handling the ball as does any other player. Inside his own penalty area, the goalkeeper cannot be guilty of a handling offence incurring a direct free kick or any misconduct related to handling the ball. He can, however, be guilty of several handling offences that incur an indirect free kick.

### Offences committed by goalkeepers

---

A goalkeeper is not permitted to keep control of the ball in his hands for more than six seconds. A goalkeeper is considered to be in control of the ball:

- while the ball is between his hands or between his hand and any surface (e.g. ground, own body)
- while holding the ball in his outstretched open hand
- while in the act of bouncing it on the ground or tossing it into the air

When a goalkeeper has gained possession of the ball with his hands, he cannot be challenged by an opponent.

A goalkeeper is not permitted to touch the ball with his hand inside his own penalty area in the following circumstances:

- if he handles the ball again after it has been released from his possession and has not touched any other player:
  - the goalkeeper is considered to be in control of the ball by touching it with any part of his hands or arms except if the ball rebounds accidentally from him, for example, after he has made a save
  - possession of the ball includes the goalkeeper deliberately parrying the ball
- if he touches the ball with his hands after it has been deliberately kicked to him by a team-mate
- if he touches the ball with his hands after he has received it directly from a throw-in taken by a team-mate

### ***Restart of play***

- Indirect free kick from the position where the offence occurred (see Law 13 – Position of Free Kick)

## Offences committed against goalkeepers

---

- It is an offence for a player to prevent a goalkeeper from releasing the ball from his hands
- A player must be penalised for playing in a dangerous manner if he kicks or attempts to kick the ball when the goalkeeper is in the process of releasing it
- It is an offence to restrict the movement of the goalkeeper by unfairly impeding him, e.g. at the taking of a corner kick

## Playing in a dangerous manner

---

Playing in a dangerous manner is defined as any action that, while trying to play the ball, threatens injury to someone (including the player himself). It is committed with an opponent nearby and prevents the opponent from playing the ball for fear of injury.

A scissors or bicycle kick is permissible provided that, in the opinion of the referee, it is not dangerous to an opponent.

Playing in a dangerous manner involves no physical contact between the players. If there is physical contact, the action becomes an offence punishable with a direct free kick or penalty kick. In the case of physical contact, the referee should carefully consider the high probability that misconduct has also been committed.

### ***Disciplinary sanctions***

- If a player plays in a dangerous manner in a “normal” challenge, the referee should not take any disciplinary action. If the action is made with obvious risk of injury, the referee should caution the player
- If a player denies an obvious goal-scoring opportunity by playing in a dangerous manner, the referee should send off the player

### ***Restart of play***

- Indirect free kick from the position where the offence occurred (see Law 13 – Position of Free Kick)

- If there is contact, a different offence has been committed, punishable by a direct free kick or penalty kick.

### **Impeding the progress of an opponent**

---

Impeding the progress of an opponent means moving into the path of the opponent to obstruct, block, slow down or force a change of direction by an opponent when the ball is not within playing distance of either player.

All players have a right to their position on the field of play, being in the way of an opponent is not the same as moving into the way of an opponent.

Shielding the ball is permitted. A player who places himself between an opponent and the ball for tactical reasons has not committed an offence as long as the ball is kept within playing distance and the player does not hold off the opponent with his arms or body. If the ball is within playing distance, the player may be fairly charged by an opponent.

### **Delaying the restart of play to issue a card**

---

Once the referee has decided to issue a card, whether to caution or send off a player, play must not be restarted until the sanction has been administered.

## Cautions for unsporting behaviour

---

There are different circumstances when a player must be cautioned for unsporting behaviour, e.g. if a player:

- commits in a reckless manner one of the seven offences that incur a direct free kick
- commits a foul for the tactical purpose of interfering with or breaking up a promising attack
- holds an opponent for the tactical purpose of pulling the opponent away from the ball or preventing the opponent from getting to the ball
- handles the ball to prevent an opponent gaining possession or developing an attack (other than the goalkeeper within his own penalty area)
- handles the ball in an attempt to score a goal (irrespective of whether or not the attempt is successful).
- attempts to deceive the referee by feigning injury or pretending to have been fouled (simulation)
- changes places with the goalkeeper during play or without the referee's permission
- acts in a manner which shows a lack of respect for the game
- plays the ball when he is walking off the field of play after being granted permission to leave the field of play
- verbally distracts an opponent during play or at a restart
- makes unauthorised marks on the field of play
- uses a deliberate trick while the ball is in play to pass the ball to his own goalkeeper with his head, chest, knee etc. in order to circumvent the Law, irrespective of whether the goalkeeper touches the ball with his hands or not. The offence is committed by the player in attempting to circumvent both the letter and the spirit of Law 12 and play is restarted with an indirect free kick
- uses a deliberate trick to pass the ball to his own goalkeeper to circumvent the Law while he is taking a free kick (after the player is cautioned, the free kick must be retaken)

### **Celebration of a goal**

---

While it is permissible for a player to demonstrate his joy when a goal has been scored, the celebration must not be excessive.

Reasonable celebrations are allowed, but the practice of choreographed celebrations is not to be encouraged when it results in excessive time-wasting and referees are instructed to intervene in such cases.

A player must be cautioned if:

- in the opinion of the referee, he makes gestures which are provocative, derisory or inflammatory
- he climbs on to a perimeter fence to celebrate a goal being scored
- he removes his shirt or covers his head with his shirt
- he covers his head or face with a mask or other similar item

Leaving the field of play to celebrate a goal is not a cautionable offence in itself but it is essential that players return to the field of play as soon as possible.

Referees are expected to act in a preventative manner and to exercise common sense in dealing with the celebration of a goal.

### **Showing dissent by word or action**

---

A player who is guilty of dissent by protesting (verbally or non-verbally) against a referee's decision must be cautioned.

The captain of a team has no special status or privileges under the Laws of the Game but he has a degree of responsibility for the behaviour of his team.

## **Delaying the restart of play**

---

Referees must caution players who delay the restart of play by tactics such as:

- taking a free kick from the wrong position with the sole intention of forcing the referee to order a retake
- appearing to take a throw-in but suddenly leaving it to one of his team-mates to take
- kicking the ball away or carrying it away with the hands after the referee has stopped play
- excessively delaying the taking of a throw-in or free kick
- delaying leaving the field of play when being substituted
- provoking a confrontation by deliberately touching the ball after the referee has stopped play

## **Persistent infringement**

---

Referees should be alert at all times to players who persistently infringe the Laws. In particular, they must be aware that, even if a player commits a number of different offences, he must still be cautioned for persistently infringing the Laws.

There is no specific number of infringements which constitutes “persistence” or the presence of a pattern – this is entirely a matter of judgement and must be determined in the context of effective game management.

### **Serious foul play**

---

A player is guilty of serious foul play if he uses excessive force or brutality against an opponent when challenging for the ball when it is in play.

A tackle that endangers the safety of an opponent must be sanctioned as serious foul play.

Any player who lunges at an opponent in challenging for the ball from the front, from the side or from behind using one or both legs, with excessive force and endangering the safety of an opponent is guilty of serious foul play.

Advantage should not be applied in situations involving serious foul play unless there is a clear subsequent opportunity to score a goal. The referee shall send off the player guilty of serious foul play when the ball is next out of play.

A player who is guilty of serious foul play should be sent off and play is restarted with a direct free kick from the position where the offence occurred (see Law 13 – Position of Free Kick) or a penalty kick (if the offence occurred inside the offender's penalty area).



## **Violent conduct**

---

A player is guilty of violent conduct if he uses excessive force or brutality against an opponent when not challenging for the ball.

He is also guilty of violent conduct if he uses excessive force or brutality against a team-mate, spectator, match official or any other person.

Violent conduct may occur either on the field of play or outside its boundaries, whether the ball is in play or not.

Advantage should not be applied in situations involving violent conduct unless there is a clear subsequent opportunity to score a goal. The referee must send off the player guilty of violent conduct when the ball is next out of play.

Referees are reminded that violent conduct often leads to mass confrontation, therefore they must try to avert this with active intervention.

A player, substitute or substituted player who is guilty of violent conduct must be sent off.

***Restart of play***

- If the ball is out of play, play is restarted according to the previous decision
- If the ball is in play and the offence occurred outside the field of play:
  - if the player is already off the field of play and commits the offence, play is restarted with a dropped ball from the position in which the ball was located when play was stopped, unless play was stopped inside the goal area, in which case the referee drops the ball on the goal area line parallel to the goal line at the point nearest to where the ball was located when play was stopped
  - if the player leaves the field of play to commit the offence, play is restarted with an indirect free kick from the position in which the ball was located when play was stopped (see Law 13 – Position of Free Kick)
- If the ball is in play and a player commits an offence inside the field of play:
  - against an opponent, play is restarted with a direct free kick from the position where the offence occurred (see Law 13 – Position of Free Kick) or a penalty kick (if inside the offending player's own penalty area)
  - against a team-mate, play is restarted with an indirect free kick from the position where the offence occurred (see Law 13 – Position of Free Kick)
  - against a substitute or substituted player, play is restarted with an indirect free kick from the position in which the ball was located when play was stopped (see Law 13 – Position of Free Kick)
  - against the referee or an assistant referee, play is restarted with an indirect free kick from the position where the offence occurred (see Law 13 – Position of Free Kick)
  - against another person, play is restarted with a dropped ball from the position in which the ball was located when play was stopped, unless play was stopped inside the goal area, in which case the referee drops the ball on the goal area line parallel to the goal line at the point nearest to where the ball was located when play was stopped

## Offences where an object (or the ball) is thrown

---

If while the ball is in play, a player, substitute or substituted player throws an object at an opponent or other person in a reckless manner, the referee shall stop play and caution the player, substitute or substituted player.

If while the ball is in play, a player, substitute or substituted player throws an object at an opponent or other person using excessive force, the referee shall stop play and send off the player, substitute or substituted player for violent conduct.

### *Restart of play*

- If a player standing inside his own penalty area throws an object at an opponent standing outside the penalty area, the referee restarts play with a direct free kick to the opponents' team taken from the position where the object struck or would have struck the opponent
- If a player standing outside his own penalty area throws an object at an opponent standing inside the penalty area, the referee restarts play with a penalty kick
- If a player standing inside the field of play throws an object at any person standing outside the field of play, the referee restarts play with an indirect free kick, taken from the position in which the ball was located when play was stopped (see Law 13 – Position of Free Kick)
- If a player standing outside the field of play throws an object at an opponent standing inside the field of play, the referee restarts play with a direct free kick to the opponents' team, taken from the position where the object struck or would have struck the opponent or with a penalty kick (if inside the offending player's own penalty area)
- If a substitute or substituted player standing outside the field of play throws an object at an opponent standing inside the field of play, the referee restarts play with an indirect free kick to the opposing team, taken from the position in which the ball was located when play was stopped (see Law 13 – Position of Free Kick)

### **Denying a goal or a goal-scoring opportunity**

---

There are two sending-off offences that deal with denying an opponent an obvious opportunity to score a goal. It is not necessary for the offence to occur inside the penalty area.

If the referee applies advantage during an obvious goal-scoring opportunity and a goal is scored directly, despite the opponent's handling the ball or fouling an opponent, the player cannot be sent off but he may still be cautioned.

Referees should consider the following circumstances when deciding whether to send off a player for denying a goal or an obvious goal-scoring opportunity:

- the distance between the offence and the goal
- the likelihood of keeping or gaining control of the ball
- the direction of the play
- the location and number of defenders
- the offence which denies an opponent an obvious goal-scoring opportunity may be an offence that incurs a direct free kick or an indirect free kick

## Procedure

---

The ball is in play when it is kicked and moves.

A free kick can be taken by lifting the ball with a foot or both feet simultaneously.

Feinting to take a free kick to confuse opponents is permitted as part of football. However, if in the opinion of the referee, the feinting is considered an act of unsporting behaviour, the player must be cautioned.

If a player, while correctly taking a free kick, intentionally kicks the ball at an opponent in order to play the ball again but neither in a careless nor a reckless manner nor using excessive force, the referee must allow play to continue.

An indirect free kick must be retaken if the referee fails to raise his arm to indicate that the kick is indirect and the ball is kicked directly into the goal. The initial indirect free kick is not nullified by the referee's mistake.

## Distance

---

If a player decides to take a free kick quickly and an opponent who is less than 9.15 m from the ball intercepts it, the referee must allow play to continue.

If a player decides to take a free kick quickly and an opponent who is near the ball deliberately prevents him taking the kick, the referee must caution the player for delaying the restart of play.

If, when a free kick is taken by the defending team from inside its own penalty area, one or more opponents remain inside the penalty area because the defender decides to take the kick quickly and the opponents did not have time to leave the penalty area, the referee must allow play to continue.

## Procedure

---

Feinting to take a penalty kick to confuse opponents is permitted as part of football. However, if, in the opinion of the referee, the feinting is considered an act of unsporting behaviour, the player must be cautioned.

## Preparing for the penalty kick


---

The referee must confirm the following requirements before the penalty kick is taken:

- the kicker is identified
- the ball is properly placed on the penalty mark
- the goalkeeper is on the goal line between the goal posts and facing the kicker
- the team-mates of the kicker and the goalkeeper are:
  - outside the penalty area
  - outside the penalty arc
  - behind the ball

## Infringements – After the whistle and before the ball is in play

	Outcome of the kick	
Infringement for encroachment	Goal	No goal
Attacking player	Penalty is retaken	Indirect free kick
Defending player	Goal	Penalty is retaken
Both	Penalty is retaken	Penalty is retaken



### Procedures – Infringements

---

Referees are reminded that opponents may be no closer than 2 m from the point at which the throw-in is taken. Where necessary, the referee must warn any player within this distance before the throw-in is taken and caution the player if he subsequently fails to retreat to the correct distance. Play is restarted with a throw-in.

If a player, while correctly taking a throw-in, intentionally throws the ball at an opponent in order to play the ball again but neither in a careless nor a reckless manner nor using excessive force, the referee must allow play to continue.

If the ball enters the opponents' goal directly from a throw-in, the referee must award a goal kick. If the ball enters the thrower's own goal directly from a throw-in, the referee must award a corner kick.

If the ball touches the ground before entering the field of play, the throw-in is retaken by the same team from the same position provided that it was taken in line with the correct procedure. If the throw-in is not taken in line with the correct procedure, it is retaken by the opposing team.



## Procedures – Infringements

---

If a player who has taken a goal kick correctly deliberately plays the ball a second time when the ball has left the penalty area before another player has touched it, an indirect free kick is awarded to the opposing team in the position where the second touch occurred (see Law 13 – Position of Free Kick). However, if the player touches the ball with his hand, he must be penalised with a direct free kick and a disciplinary sanction if required.

If an opponent enters the penalty area before the ball is in play and is fouled by a defender, the goal kick is retaken and the defender may be cautioned or sent off depending on the nature of the offence.

## Procedures – Infringements

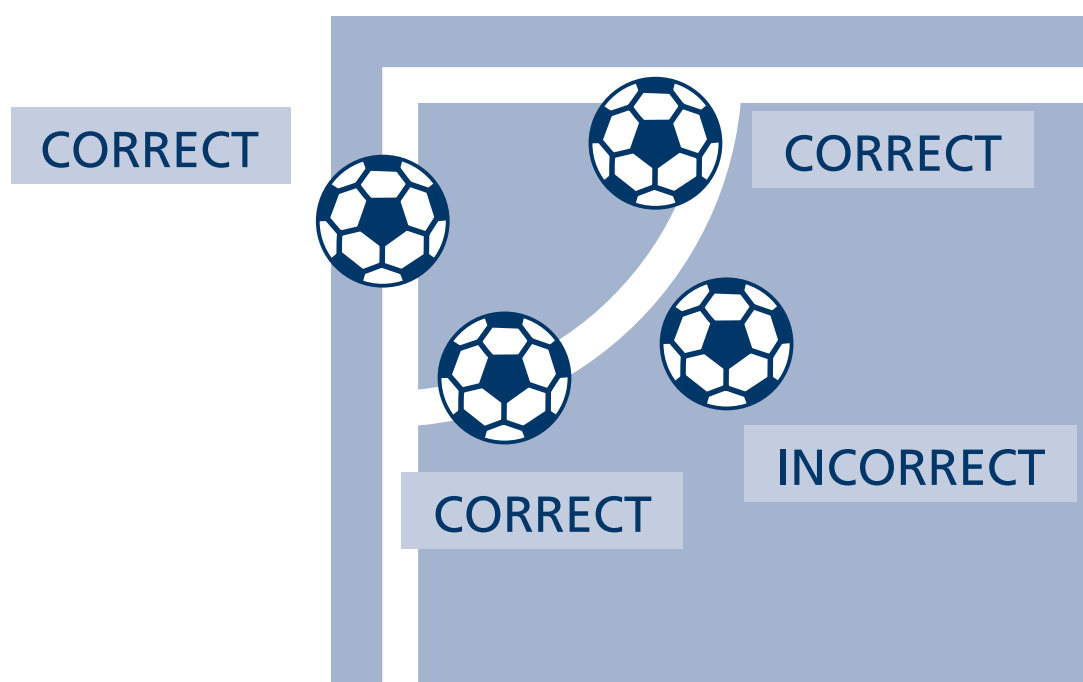
Referees are reminded that opponents must remain at least 9.15 m (10 yds) from the corner arc until the ball is in play (the optional marks off the field of play may be used for assistance). Where necessary, the referee must warn any player within this distance before the corner kick is taken and caution the player if he subsequently fails to retreat to the correct distance.

If the kicker touches the ball a second time before it has touched another player, an indirect free kick is awarded to the opposing team in the position where the second touch occurred (see Law 13 – Position of Free Kick).

If a player, while correctly taking a corner kick, intentionally kicks the ball at an opponent in order to play the ball again but neither in a careless nor a reckless manner nor using excessive force, the referee must allow play to continue.

The ball must be placed inside the corner arc and is in play when it is kicked, therefore the ball does not need to leave the corner arc to be in play.

The diagram shows some correct and incorrect positions.



## Kicks from the penalty mark

---

### *Procedure*

- The kicks from the penalty mark are not part of the match
- The penalty area where the kicks from the penalty marks are taking place may be changed only if the goal or the playing surface becomes unusable
- Once all eligible players have taken a kick from the penalty mark, the same sequence does not have to be followed as in the first round of kicks
- Each team is responsible for selecting the players from those on the field of play at the end of the match and the order in which they will take the kicks
- A player other than the goalkeeper who is injured may not be substituted during the taking of kicks from the penalty mark
- If the goalkeeper is sent off during the taking of kicks from the penalty mark, he must be replaced by a player who finished the match
- A player, substitute or substituted player may be cautioned or sent off during the taking of kicks from the penalty mark
- The referee must not abandon the match if a team is reduced to fewer than 7 players during the taking of kicks from the penalty mark
- If a player is injured or sent off during the taking of kicks from the penalty mark and the team has one player fewer, the referee should not reduce the number of players taking kicks for the other team. An equal number of players from each team is required only at the start of the taking of kicks from the penalty mark

*(Approved by the International Football Association Board – February 1993)*

### **Name and Constitution**

---

The title of the Board shall be the International Football Association Board. The Football Association (England), The Scottish Football Association, The Football Association of Wales, The Irish Football Association and the Fédération Internationale de Football Association (FIFA), hereafter called associations, shall constitute the Board and each shall be entitled to be represented by four delegates.

### **Objects**

---

The objects of the Board shall be to discuss and decide proposed alterations to the Laws of the Game and such other matters affecting association football as required to be referred to the Board after consideration by the Annual General Meetings or other appropriate meetings of the associations forming the Board or confederations or member associations.

## **Meetings of the Board**

---

The Board shall meet bi-annually. The Annual General Meeting shall take place in the month of February or March as agreed.

The Annual Business Meeting shall take place in the month of September or October, as agreed. The date and venue of both the Annual General Meeting and the Annual Business Meeting shall be decided at the previous Annual General Meeting of the Board.

In each current year, both the Annual General Meeting and the Annual Business Meeting shall be hosted by the same member association.

A representative of the host association shall preside. The responsibility for hosting both meetings shall be passed in rotation to each association.

### ***Annual General Meeting***

The Annual General Meeting is authorised to discuss and decide on proposed alterations to the Laws of the Game and other relevant matters affecting association football that fall within the remit of the Board.

### ***Annual Business Meeting***

The Annual Business Meeting shall take place in the month of September or October, as agreed. The meeting shall have the authority to consider general business submitted to the Board. It may provide decisions on such items but the Annual Business Meeting shall not have the authority to alter the Laws of the Game.

## **Procedures**

---

### ***Annual General Meeting***

Each association shall forward in writing, not later than 1 December, to the secretary of the association hosting the meeting, suggestions or proposed alterations to the Laws of the Game, requests for experimentation to the Laws of the Game and other items for discussion, which shall be printed and distributed not later than 14 December. Any amendments to such proposed alterations must be submitted in writing to the secretary of the host association not later than 14 January, and such proposals and amendments shall be printed and distributed to the associations for consideration not later than 1 February.

### ***Annual Business Meeting***

Each association shall forward in writing to the secretary of the host association, at least four weeks before the date of the meeting, any proposals, requests for experimentation regarding the Laws of the Game and other items for discussion.

The agenda and relevant papers shall be distributed to all member associations of the Board two weeks before the meeting.

Any confederation or other member association of FIFA may forward in writing to the General Secretary of FIFA, proposals, requests or items for discussion in good time to ensure that they may be considered by FIFA and, if acceptable, forwarded to the secretary of the host association at least four weeks before the meeting.

## **Minutes**

---

The minutes of the meeting shall be recorded by the secretary of the host association and shall be reported in the official Minute Book, which shall be forwarded to the association next in rotation before the first day of February ensuing.

## **Quorum and Voting Powers**

---

The business of a meeting shall not be proceeded unless four associations, one of which shall be FIFA, are represented. FIFA shall have four votes on behalf of all its affiliated member associations. The other associations of the IFAB shall each have one vote. For a proposal to succeed, it must receive the support of at least three-quarters of those present and entitled to vote.

## **Alterations to the Laws of the Game**

---

No alterations shall be made to the Laws of the Game except in the Annual General Meeting of the Board and then only if agreed by at least three-quarters of those present and entitled to vote.

## **Special Meetings**

---

The association hosting the Board meetings for the current year\* shall, on receiving a written requisition signed by FIFA or by any two of the other member associations, accompanied by a copy of the proposals to be submitted, call a special meeting of the Board. Such special meetings shall be held within twenty-eight days of the requisition and the associations forming the Board shall receive twenty-one days' notice together with a copy of the proposals.

## Decisions of the Board

---

The decisions of the Annual Business Meeting of the Board shall be effective from the date of the meeting, unless agreed otherwise.

The decisions of the Annual General Meeting of the Board regarding changes to the Laws of the Game shall be binding on confederations and member associations as from 1 July following each Annual General Meeting of the Board but confederations or member associations whose current season has not ended by 1 July may delay the introduction of the adopted alterations to the Laws of the Game for their competitions until the beginning of their next season. No alteration to the Laws of the Game shall be made by any confederation or member association unless it has been passed by the Board.\*\*

\* The current year shall be understood to commence on the day following the previous Annual General Meeting.

\*\* It was agreed that for international matches any such decisions would be effective from 1 July following the Annual General Meeting of the Board at which they were reached.



## AYSO RULES

---

*In addition to the AYSO modifications and Rules of Competition identified in the AYSO edition of the LAWS OF THE GAME, the following AYSO Rules also apply to all AYSO games (see the AYSO National Rules & Regulations for the complete text):*

### PLAYERS

- All eligible team members in attendance must play at least half of the game, excluding overtime, except players arriving during the second or third “quarters” who must play a minimum of one “quarter.”
- Except for injuries, substitution is permitted only at approximately the mid-point of each half upon the referee’s stoppage of the game (the “quarters”), at halftime, and at the start of any overtime periods. When substituting for an injured player, only the injured player is credited with a “quarters” play.
- Short-sided games (i.e., 7 vs.7, and fewer) are permitted for all divisions and are strongly encouraged for younger players to help develop their soccer skills.

### COACHES

- Sideline participation by coaches is limited to comments that are positive, instructional, and/or encouraging.
- A maximum of two coaches is permitted for each team. Coaches must remain within the coaches’ area.

### COACHES, REFEREES AND OFFICIALS DUTIES

- Prohibit negative comments and complaints about officiating.
- Present a healthy, athletic environment for team members by neither consuming alcoholic beverages nor using tobacco products during practices or games or in the immediate vicinity of the soccer fields.

### REFEREES

- The *Laws of the Game* are intended to provide that games should be played with as little interference as possible, and in this view it is the duty of referees to penalize only deliberate breaches of the Law. Constant whistling for trifling and doubtful breaches produces bad feeling and loss of temper on the part of the players and spoils the pleasure of spectators.





