

COLORADO MAMMOTH



2019-20
MEDIA GUIDE



2019-20 SCHEDULE

Date	Time	Opponent	Home/Away	TV Info
Fri, Nov. 29	7:30 PM	Saskatchewan	Home	Altitude TV, B/R Live
Sat, Dec. 21	7:30 PM	Calgary	Away	B/R Live
Sat, Dec. 28	5:00 PM	Georgia	Away	B/R Live
Sat, Jan. 4	7:30 PM	Vancouver	Home	Altitude 2, B/R Live
Sat, Jan. 11	4:00 PM	Halifax	Away	B/R Live
Sat, Jan. 17	8:00 PM	Vancouver	Away	B/R Live
Sat, Jan. 18	6:30 PM	Saskatchewan	Away	B/R Live
Sat, Jan. 25	7:30 PM	Buffalo	Home	Altitude TV, B/R Live
Sat, Feb 1	8:00 PM	San Diego	Away	B/R Live
Sat, Feb. 8	6:30 PM	Saskatchewan	Away	B/R Live
Sat, Feb. 15	7:30 PM	San Diego	Home	Altitude TV, B/R Live
Sat, Feb. 29	7:30 PM	Philadelphia	Home	Altitude 2, B/R Live
Sun, March 8	5:00 PM	Rochester	Home	Altitude TV, B/R Live
Fri, Mar 20	7:30PM	Calgary	Home	Altitude 2, B/R Live
Fri, March 27	5:30 PM	Toronto	Away	B/R Live
Sat, March 28	5:30 PM	New York	Away	B/R Live
Sat, April 4	7:30 PM	New England	Home	Altitude TV, B/R Live
Fri, April 17	7:30 PM	Vancouver	Home	Altitude TV, B/R Live

All Times Mountain.
Dates, times and broadcast schedules subject to change without notice.



GAME NIGHT THEMES

GAME 1 NOV. 29 - TEDDY BEAR TOSS

The 2019-20 Colorado Mammoth season is going to kick off the NLL season on Faceoff Weekend 2019 with the third annual Teddy Bear Toss! Over the last two seasons, the Mammoth have collected and donated thousands of teddy bears to local non-profit, A Precious Child, for kids who may otherwise go without a gift during the holiday season. After the Mammoth's first goal in the second quarter, fans will throw teddy bears onto the turf. New this season, fans can bring their own new teddy bears into the arena to throw for the toss!

GAME 2 JAN. 4 - RUMBLE AT THE LOUD HOUSE

Get ready for the most jaw dropping and high-flying night of the Mammoth season! The Rumble at the Loud House will be a night full of entertainment from start to finish. This wrestling themed night will feature some amazing commentary, real feuds and finish off with wrestling matches on the turf postgame with wrestlers from Rocky Mountain Pro Wrestling! WOOOOOOOO!

GAME 3 JAN. 25 - BEACH PARTY

A Beach Party in January? Nothing we can't handle at the Loud House! Back by popular demand, everyone will be looking forward to the warmer weather coming soon with a tease of summer fun. Fans are encouraged to break out their Hawaiian shirts, board shorts and flip-flops for the ultimate indoor beach party.

GAME 4 FEB. 15 - VALENTINE'S DAY

No need to stress about your plans for Valentine's Day this year, come to the Loud House! Bring that special someone to watch the Mammoth play and maybe even win a VIP Date Night Experience! Love will be in the air as well as the smell of fresh popcorn.

GAME 5 FEB. 29 - MILITARY APPRECIATION

The Mammoth are proud to be part of Kroenke Sports and Entertainment's annual Military Appreciation series, which will honor all those who serve, who have served, or are committing to enlist in the military. Every branch of the armed forces will be represented as the team celebrates those who have served in the past and those who are nobly swearing in to help protect our freedoms.

GAME 6 MARCH 8 - SUNDAY FUNDAY

Sundays at the Loud House is always great. Shoo away those Sunday Scaries and enjoy some afternoon lacrosse! Bring everyone down for whacky fun contests, con-course activities, and more!

GAME 7 MARCH 20 - LACROSSE OUT CANCER

The Mammoth and Rocky Mountain Hospital for Children are fighting cancer together through the team's 11th annual Lacrosse Out Cancer night. Funds from the uniform auction and a portion of each ticket will be donated to help the Mammoth Lacrosse Out Cancer.

GAME 8 APRIL 4 - 90S NIGHT

Calling all 90s babies or those who grew up in this decade, this night is for you! Come relive all the nostalgia of the 90s featuring the great music (live!), technology, games, movies and more from this incredible decade. Come enjoy the night before the Y2K bug hits!

GAME 9 APRIL 17 - CITIZENS OF THE LOUD HOUSE

The Mammoth's 2019-20 regular-season finale is all about the best fans in the National Lacrosse League! The community of the Loud House is truly a unique atmosphere and it is all because of you the fans. The team will celebrate the season by letting the fans decide certain game elements, vote on the best moments of the season, giveaways and more, all for the fans who have helped make the Loud House one of the best venues in all of sports.



MAMMOTH DIRECTORY

COLORADO MAMMOTH

Pepsi Center | 1000 Chopper Circle | Denver, CO 80204 | 303.405.1100

www.ColoradoMammoth.com | twitter: @Mammothlax | facebook.com/coloradamammoth | instagram.com/coloradamammoth

EXECUTIVE STAFF

Owner	E. Stanley Kroenke
Executive Vice President & Chief Operating Officer, KSE, Governor, Colorado Mammoth	Matt Hutchings
General Manager and Head Coach	Pat Coyle

FRONT OFFICE STAFF

Assistant General Manager	Brad Self
Director of Business Operations	Adam Boettger
Team Operations Manager	Cody Moll
Marketing Coordinator	Ryan Ireland

COACHING STAFF

General Manager and Head Coach	Pat Coyle
Offensive Coordinator	Shawn Williams
Defensive Coordinator	Andrew McBride
Head of Sports Performance	Joel Raether
Video Coach	Jordan Hendry
Eastern Scout	Mat Giles
Alberta Scout	Jordan Cornfield
NCAA Scout	Jason Levesque

MEDICAL STAFF

Athletic Trainer	Scott Long
Team Doctor	Dr. Michelle Wolcott
Team Dentist	Dr. Eric Rysner
Team Chiropractor	Dr. Jess Baldwin
Massage Therapist	Anne Denton
Massage Therapist	Leah Bengé

TEAM INFORMATION

Team Colors: Burgundy, Black, Silver and White

Founded: 1987 (Relocated from Washington D.C. in 2003)

Home Turf: Pepsi Center / **Practice Facility:** Foothills Fieldhouse

Broadcast Outlet: B/R Live, Altitude Sports & Entertainment Network



OWNER



E. STANLEY KROENKE Owner

Mr. E. Stanley Kroenke, through Denver-based Kroenke Sports & Entertainment ("KSE"), became owner of the Colorado Mammoth on July 9, 2002. Under his leadership, the Mammoth have become the model franchise in the National Lacrosse League (NLL). The team has qualified for the NLL playoffs in 16 of its 17 seasons, won the NLL Cup (2006), and hosted two NLL All-Star Games (2004, 2009). Since 2004, Mr. Kroenke has overseen six NLL Executive Award winners, including KSE Executive Vice President and Chief Operating Officer and Mammoth Governor, Matt Hutchings, whom the NLL named Executive of the Year in 2018. The NLL has also honored four Mammoth players with five league awards since 2004, most recently in 2018 when Mammoth Assistant Captain Joey Cupido was named Transition Player of the Year.

Off the turf, one of Mr. Kroenke's priorities has been the Colorado community. The Mammoth continue to be a strong supporter of youth lacrosse in the state of Colorado through initiatives such as donating funds from Mammoth youth camp registrations to local youth lacrosse clubs working to grow the sport across Colorado. More than \$17 million in contributions have been made to Colorado charities through Kroenke Sports Charities and the Colorado Avalanche and Denver Nuggets Community Funds. Additionally, the Kroenke family donated \$1 million to the Red Cross organization following the hurricanes that devastated the coastal regions of the country in August 2017.

The Colorado Avalanche under Mr. Kroenke's leadership won a Stanley Cup (2001), captured four division championships (2000-03, 2013-14), won the Presidents' Trophy (2001) and hosted the NHL All-Star Game (2001). Mr. Kroenke, in the summer of 2013, oversaw the elevation of Josh Kroenke to the Avalanche's President.

Under Mr. Kroenke's ownership, the Denver Nuggets were one of only two NBA teams to make the playoffs in all 10 seasons from 2003-04 through 2013-14, including a run to the 2009 Western Conference Finals. The Nuggets won the Northwest Division in 2018-19 and advanced to the second round of the NBA Playoffs. Denver hosted the NBA All-Star Game in 2005.

KSE also owns Major League Soccer's Colorado Rapids. The Rapids hosted the MLS All-Star Game in 2007 and 2015 and won the MLS Cup championship in 2010.

In 2011, Mr. Kroenke became the majority shareholder of Arsenal FC, the storied English Premier League football club.

Mr. Kroenke is also the principal owner of the Los Angeles Rams (previously the St. Louis Rams), becoming sole owner in 2010 after co-owning the team since 1995. The Rams won the Super Bowl XXXIV (2000) while under Mr. Kroenke's ownership and, more recently, the Rams won the NFC championship during the 2018 season and played in Super Bowl LIII.

Overall, the Mammoth, Avalanche, Nuggets, and Rapids have made 46 playoff appearances, won three league championships and hosted five All-Star Games under Mr. Kroenke's ownership. Arsenal won the 2014, 2015 and 2017 FA Cup and qualified for the Champions League in 19 consecutive seasons from 1998-99 to 2016-17, the second longest run ever.

In addition to his success as a team owner, Mr. Kroenke has been a pioneer in television programming. In September 2004, Mr. Kroenke launched Altitude Sports & Entertainment, a 24-hour regional television network that is the broadcast home for the Avalanche, Nuggets, Mammoth and Rapids. Altitude also airs professional, collegiate and high school sporting events throughout the Rocky Mountain region. KSE expanded its media position in 2013 with the acquisition of Outdoor Channel and in 2014 with the acquisition of Sportsman Channel. KSE also owns World Fishing Network.

KSE Radio owns three Denver FM radio stations, KIMN-FM (Mix 100.3), KXKL-FM (Kool 105) and KKSE-FM (Altitude Sports Radio 92.5), the radio broadcast home of the Avalanche, Nuggets, Mammoth and Rapids. KSE Radio also owns one Denver AM station, KKSE (Altitude Sports Radio 950 AM).

Pepsi Center, a KSE-owned and -operated facility and the largest indoor arena, event center and concert venue in Colorado, is the home arena for the Avalanche, Nuggets and Mammoth. On April 7, 2007, KSE opened Dick's Sporting Goods Park, which is the Rapids' home stadium and one of the largest soccer-specific complexes in the world. The state-of-the-art sports facility sits on more than 160 acres in Commerce City, Colorado, and holds 18,000 fans for field sports and up to 27,000 for concerts. KSE also owns the Paramount Theatre, a historic landmark in downtown Denver, and through Peak Entertainment, LLC, a joint venture between KSE and AEG Live Rocky Mountains, co-manages 1STBANK Center in Broomfield, a multi-use arena accommodating up to 6,500 people for a variety of events. Pepsi Center, Dick's Sporting Goods Park, the Paramount Theatre and 1STBANK Center are home to more than 300 events annually, including world-renowned acts such as Garth Brooks, U2, Madonna, Taylor Swift, Justin Timberlake, Chris Stapleton, Aerosmith and Bruce Springsteen.

Mr. Kroenke's enthusiasm and vision ensure that Denver will continue to be the top entertainment destination in the Rocky Mountain region for generations to come. Local media outlets have consistently named Mr. Kroenke one of the most significant people in the Denver arts and entertainment community, saying "no other person entertains more people more often."

Mr. Kroenke is the chairman and owner of The Kroenke Group, a private real estate investment and development company with properties located throughout the United States and Canada. Over the past four decades, he has built a reputation as one of the nation's leading real estate developers.

A member of the Missouri Sports Hall of Fame, Mr. Kroenke holds undergraduate and graduate degrees from the University of Missouri. In addition to their son Josh, who is also President and Governor of the Nuggets and Vice Chairman of Kroenke Sports & Entertainment, Stan and his wife, Ann, have a daughter, Whitney, an award-winning documentary film producer.



GOVERNOR



MATT HUTCHINGS Executive Vice President & Chief Operating Officer, KSE Governor, Colorado Mammoth

Matt Hutchings became Chief Operating Officer and EVP of Kroenke Sports & Entertainment in October of 2013. Reporting to the President and CEO, Hutchings supports all KSE business and venue operations. KSE owns and operates the Denver Nuggets, Colorado Avalanche, Colorado Rapids, and Colorado Mammoth professional sports teams, the Pepsi Center, DICK'S Sporting Goods Park, and Paramount Theatre sports and entertainment venues as well as various additional affiliated and related businesses.

In addition to his role as COO of KSE, Hutchings is the President and CEO of KSE Media Ventures. This portfolio includes, Altitude Sports & Entertainment regional television network, four Denver based radio stations, Mix 100FM, Kool 105FM, Altitude 92.5FM and Altitude 950AM, the Outdoor Sportsman Group which is comprised of three national television networks, The Outdoor Channel, Sportsman Channel and World Fishing Network, 15 outdoor industry leading publications as well as My Outdoor TV and Major League Fishing, a partnership with Professional Bass Anglers. Additional businesses under the media group include Skycam and Cablecam, which are the world's leading aerial camera technologies, Winnercom Productions and KSE Network Operations Center.

In 2004, Hutchings joined Kroenke Sports as Chief Operating Officer and EVP of Altitude Sports & Entertainment, being promoted to President and CEO of Altitude in 2010. In 2012 he was appointed President and GM by Comcast / NBC Sports to launch their new sports network, Comcast Sportsnet - Houston, under a partnership with the Houston Rockets and Houston Astros baseball team. In 2013, Hutchings rejoined Kroenke Sports.

From 1997 – 2004, Hutchings was President and CEO of HMG International, a global creative services and advertising firm. Prior to his role with HMGI, Hutchings spent six years overseas with stints in both Hong Kong and Rome, Italy, as an original team member launching and operating both STAR TV in Asia, and Orbit Satellite Television and Radio, throughout the Media East and Northern Africa.

Beginning his media and sports career in 1983 while working his way through college at CBS affiliate, KBTX, Hutchings then joined one of the U.S.'s first regional sports networks, Home Sports Entertainment and the Prime Sports group of networks (today known as Fox Sports regional sports networks').

Matt currently serves on the boards of Arsenal Broadband Limited in London, NBA Board of Governors for the Denver Nuggets, MLS Board Governors for the Colorado Rapids, and NLL Board of Governors for Colorado Mammoth.

Hutchings has spent over 20 years involved in youth sports and activities, as both coach and board member. Hutchings is currently on the boards for both the Colorado Sports Hall of Fame and the Texas Sports Hall of Fame.

He is also an award-winning Producer and Director. From 2007 to 2011, Hutchings traveled to Iraq four times and Afghanistan once to embed with and produce documentaries on deployed elements of the National Guard and United States Army. The DOD also enlisted Hutchings to train over 60 Iraqi journalists during one of his trips.

Hutchings graduated from Texas A&M and attended graduate school at the University of Houston. He is married to his high school sweetheart, and they have successfully raised four children. His oldest son is currently serving proudly in the United States Army.



KSE EXECUTIVE STAFF



Kroenke Sports & Entertainment

MEMORIES ARE PLAYED HERE.

Kroenke Sports & Entertainment is committed to providing world class sports and entertainment for both live and broadcast audiences.

We will welcome fans into our venues as family, providing respect and care from the purchase of a ticket, to the drive home.

We will celebrate the best in sport and entertainment by recognizing the diversity and human spirit around us, and by working within our community to improve the lives of all those within the community.

We will strive to perform this mission within a viable and self-sustaining business model.



JIM MARTIN
PRESIDENT &
CHIEF EXECUTIVE OFFICER



MATT HUTCHINGS
EXECUTIVE VICE PRESIDENT &
CHIEF OPERATING OFFICER



BRUCE GLAZER
EXECUTIVE VICE PRESIDENT &
CHIEF FINANCIAL OFFICER



BEN BOYLAN
EXECUTIVE VICE PRESIDENT
PARTNERSHIP MARKETING &
MEDIA SALES



DAVID BURKE
EXECUTIVE VICE PRESIDENT
& CHIEF TICKETING OFFICER



KEN MILLER
EXECUTIVE VICE PRESIDENT & GENERAL
MANAGER/EXECUTIVE OFFICER,
ALTITUDE SPORTS & ENTERTAINMENT



DECLAN BOLGER
SENIOR VICE PRESIDENT, MARKETING
& CHIEF MARKETING OFFICER



BRENDA EGGER
SENIOR VICE PRESIDENT,
GENERAL MANAGER, RADIO



TOMAGO COLLINS
VICE PRESIDENT,
COMMUNICATIONS



DEB DOWLING-CANINO
VICE PRESIDENT, COMMUNITY RELATIONS
& FAN DEVELOPMENT



EXECUTIVE STAFF



PAT COYLE General Manager and Head Coach

Pat Coyle enters his first season as the Mammoth's general manager, accepting the appointment in July 2019 after serving as interim general manager during the 2018-19 season. This season also marks Coyle's third full season as head coach and his seventh season coaching the Mammoth overall.

In 2019, the Mammoth were the least penalized team in the NLL (7.72 average PIM) and allowed the second-fewest goals (10.72 average goals per game). The Mammoth also made a triumphant return to the NLL Division Final under Coyle's leadership. After Coyle acquired two key veteran players before the March NLL trade deadline, the Mammoth launched a midseason three-game win streak, notching two of the three wins on back-to-back game days and building momentum toward an explosive NLL West Division Semifinal game. In the semifinal, Colorado beat the Saskatchewan Rush 11-10 in overtime. The win was momentous as the Mammoth had never beaten the three-time NLL Champions in

Saskatchewan and had never beaten them in the postseason. The Mammoth's playoff run marked their ninth-straight appearance, the longest active playoff streak in the National Lacrosse League. Colorado has earned the number-two seed in the West Division in three of Coyle's six full seasons and has earned home playoff games in four of his six seasons.

A Mammoth player from 2005-2008, Coyle was named to the Mammoth's All-Decade Team in 2012. Coyle was the 2002 NLL Defensive Player of the Year in the inaugural season of the award. A five-time champion in his 12-year playing career, Coyle hoisted the Champion's Cup four times with the Toronto Rock (1999, 2000, 2002-03) and once with the Mammoth (2006).

Coyle was inducted into the Canadian Lacrosse Hall of Fame in 2017. In 2014, Coyle became the first defenseman in league history to be inducted into the NLL Hall of Fame.



BRAD SELF Assistant General Manager, Alternate Governor

Brad Self enters his first season as the Mammoth's assistant general manager, accepting the appointment on July 26, 2019 in conjunction with announcing his retirement from the NLL.

Self initially joined the organization as Youth Lacrosse Development Manager in 2018, partnering with youth lacrosse programs in Colorado to teach lacrosse to approximately 4,000 youth through camps, clinics and grassroots initiatives.

Selected by the Buffalo Bandits in the second round (18th overall) of the 2001 NLL Draft, Self's professional box lacrosse career spanned 13 years, beginning with the Ottawa Rebel in 2002-03 and ending with the Colorado Mammoth in 2018-19. Selected by the Buffalo Bandits in the second round (18th overall) of the 2001 NLL Draft, Self spent most of his career – five seasons (2012-16) – with the Rochester Knighthawks, during which time he became a three-time NLL Champion (2012-14), the 2016 NLL Transition Player of the Year and a 2016 All-Pro. The Peterborough, ON native

spent four full seasons over two playing stints (2004-05, 2017-19) with the Mammoth, initially joining the team as a free agent in 2004, then returning in 2017 after being acquired in a trade with Buffalo.

Playing on the world stage, Self represented Canada with the national team at the World Indoor Lacrosse Championships in 2015, taking home gold. The Peterborough, Ontario native also played on the Peterborough Lakers Senior A lacrosse team in the MSL for 13 seasons (2003-07, 2009, 2011-17), winning the Gene Dopp Memorial Trophy as Top Rookie in the MSL in 2002 and hoisting Mann Cups with the Lakers in 2004, 2012 and 2017. Prior to his NLL career, Self played professional hockey in Germany for four seasons (2007-2011).

Self now resides in Castle Rock, CO with his wife, Alicia, and two children, Coleman and Stella.



COACHING STAFF



SHAWN WILLIAMS Offensive Coordinator

Shawn Williams returns for his second season with the Mammoth, having joined the coaching staff in July 2018. Williams, who oversees Colorado's offense, showed success in developing young players in 2018-19. All under the age of 26, the Mammoth's three leading goal scorers, Eli McLaughlin (35g), Ryan Lee (27g) and Kyle Killen (21g) accounted for nearly half of the Mammoth's 181 total goals.

Williams, 45, made his NLL scouting and coaching debut with the Buffalo Bandits in 2016 after retiring from a 17-year NLL career in 2015. During his playing career, Williams hoisted Champion's Cups with Toronto (1999) and Rochester (2007), became a six-time All-Star and received the 2010 NLL Sportsmanship Award.

Playing on the world stage, Williams won one FIL World Championships (2006) and two silvers (2002, 2010) as well as two FIL World Indoor Championships (2003, 2007) with Team Canada. Williams also played Major Series Lacrosse, winning

numerous MSL scoring titles and League MVP awards, and winning the coveted Mann Cup with the Brooklin Redmen in 2000 and the Brampton Excelsiors in 2009.

A five-time MVP, and four-time Baggataway Cup champion, Williams played CUFLA lacrosse for Brock University and was inducted into the Badgers Hall of Fame on June 9, 2009. While at Brock, Williams earned a bachelor's degree in Physical Education, Williams went on to coach for the Badgers, winning two Baggataway Cup wins while behind the BU bench.

A native of Scarborough, Ontario, Williams, a high school teacher, now resides in Oshawa with his wife, Tamara, and their children, Dyson, Dylana, and Tucker. The Williams' son, Tucker, continues to live in their hearts and memories since Burkitt's Lymphoma (a rare form of cancer) stole him in 2014. In his honor, "Tucker Out Lymphoma Night" was started by the Buffalo Bandits who hosted the event for the sixth year in April 2019.



ANDREW McBRIDE Defensive Coordinator

Andrew McBride returns to the Mammoth for his second season, having joined the coaching staff in July 2018. McBride, the Mammoth's defensive coordinator, coached a line that held opposing teams under 10 goals in five 2018-19 regular-season games.

In the 2019 West Division Final, with the Mammoth's defense holding the Roughnecks to two goals in the first half, Colorado combined with Calgary for the lowest scoring playoff game since 2009.

McBride, 37, concluded his 13-year NLL career in 2015. The former Roughnecks defenseman spent his entire career in Calgary, leading the Riggers as captain for five seasons. Twice

an NLL champion (2004, 2009) and NLL All-Star (2008, 2011), McBride amassed 87 career points (19 goals, 68 assists) and 711 career loose balls in 198 regular season games; he also holds the franchise record for regular-season games played.

On the international level, McBride competed for the Irish National Team in the 2015 FIL World Lacrosse Championships, making it to the quarterfinals. A Ladner, British Columbia, native, McBride won the 2004 President's Cup with the Ladner Pioneers. McBride now resides in Calgary, Alberta with his wife, Pam, and his daughters, Maddy and Eloise.



COACHING STAFF



JOEL RAETHER Head of Sports Performance

Joel Raether has been with the Mammoth organization since 2007, working with the players to improve conditioning, nutrition and on-field performance. An integral part of the team, in 2018, Raether received the Mammoth's President's Award: the team's highest honor recognizing the highest standard of excellence.

Raether also serves as the Director of Sport Performance at Authentic Performance Center in Denver, Colorado. He served as the Education Programs Coordinator for the National Strength and Conditioning Association from 2009-2011. Having coached and trained athletes of all levels, Raether's coaching career includes stints as the assistant strength and conditioning coach for

the University of Denver from 2002-2009 and the University of Nebraska Kearney from 2000-2002. Raether earned his bachelor's and master's degree in exercise science from the University of Nebraska Kearney and is a certified strength and conditioning specialist with distinction (CSCS*D) by the National Strength and Conditioning Association. Raether has co-authored books and has published numerous peer reviewed articles and popular literature contributions, as well as training DVDs. He is a highly sought-after presenter who has presented nationally and internationally on sports performance. Raether is also the co-founder of Performance Sandbag Training Systems (PST).



BUILDING THE MAMMOTH


2019-20 ROSTER

- 2 **Will Malcolm** Drafted 23rd overall (second round) by the Mammoth in the 2019 NLL Entry Draft
- 3 **Tim Edwards** Signed as a free agent prior to the 2018 NLL season
- 4 **Josh Sullivan** Signed as a free agent prior to the 2016 NLL season
- 8 **Carter Dickson** Signed as a free agent prior to the 2020 NLL season
- 11 **Taylor Stuart** Drafted 35th overall (fourth round) by the Mammoth in the 2016 NLL Entry Draft
- 13 **Brett Craig** Drafted 26th overall (second round) by the Mammoth in the 2019 NLL Entry Draft
- 14 **Warren Jeffrey** Drafted 6th overall (first round) by the Mammoth in the 2019 NLL Entry Draft
- 15 **Ilija Gajic** Signed as a free agent prior to the 2020 NLL season
- 16 **Ryan Lee** Drafted 25th overall (third round) by the Mammoth in the 2017 NLL Entry Draft
- 17 **Chris Wardle** Signed as a free agent prior to the 2016 NLL season
- 18 **Robert Hope** Drafted 7th overall (first round) by the Mammoth in the 2014 NLL Entry Draft
- 20 **Jacob Ruest** Signed as a free agent prior to the 2017 NLL season
- 23 **Jordan Gilles** Drafted 52nd overall (sixth round) by the Mammoth in the 2015 NLL Entry Draft
- 27 **Scott Carnegie** Signed as a free agent prior to the 2018 NLL season
- 30 **Tyler Carlson** Signed as a free agent prior to the 2020 NLL season
- 37 **Dan Coates** Drafted 8th overall (first round) by the Mammoth in the 2011 NLL Entry Draft
- 41 **Erik Turner** Signed as a free agent prior to the 2020 NLL season
- 45 **Dillon Ward** Drafted 3rd overall (first round) by the Mammoth in the 2013 NLL Entry Draft
- 47 **Justin Goodwin** Signed as a free agent prior to the 2020 NLL season
- 51 **Eli McLaughlin** Drafted 4th overall (first round) by the Mammoth in the 2014 NLL Entry Draft
- 55 **Dylan Kinnear** Drafted 39th overall (third round) by the Mammoth in the 2019 NLL Entry Draft
- 67 **Kyle Killen** Drafted 22nd overall (second round) in the 2018 NLL Entry Draft
- 71 **Jeff Wittig** Signed as a free agent prior to the 2019 NLL season
- 82 **Joey Cupido** Drafted 38th overall (fifth round) by the Mammoth in the 2011 NLL Entry Draft
- 84 **Dylan Molloy** Acquired from the Buffalo Bandits via trade prior to the 2020 NLL season
- 86 **John Lintz** Signed as a free agent prior to the 2019 NLL season
- 91 **Jake McNabb** Drafted 31st overall (second round) by the Mammoth in the 2019 NLL Entry Draft

Entry Draft: 14 / Trade: 1 / Free Agent: 12



MAMMOTH PLAYERS



3 TIM EDWARDS DEFENSEMAN

Height: 6'2" **Weight:** 194

Born: October 8, 1992

Shoots: Right

Hometown: Jamesville, NY

College/Club: Canisius College

Year with the Mammoth: 3rd

FAST FACTS

Named to the US Lacrosse roster for the 2017 Heritage Cup.

Named 2012 MAAC Rookie of the Year, all-MAAC Second Team, and two-time all-MAAC First Team.

Midfielder at Canisius College, leading the Golden Griffins in points, assists, ground balls and faceoff percentage in 2014 and 2015.

TRANSACTIONS

Acquired by Colorado as a free agent on November 24, 2017.

CAREER

2019 (Colorado): Recorded a career high faceoff-win percentage of 0.535... Won his 500th career faceoff on February 22 at SaskTel Centre playing the Saskatchewan Rush (9-7 L)... Set a career high in caused turnovers (21)... **2018 (Colorado):** Tallied the fifth best faceoff percentage in the league (.514) in 2018... Started in every game (18) for the first time in his career, scoring a career-high of three goals and tallying six points total (3 goals, 3 assists)... **2017 (Buffalo):** appeared in 12 games during his rookie season... Had the best faceoff percentage on the team (0.535) among players who took more than three faceoffs.

NLL STATISTICS

REGULAR SEASON


YEAR	TEAM	GP	G	A	PTS	PIM	PPG	PPA	SHG	SHA	GWG	LB	TO	CTO	S	SPCT	SOG	FO
2019	COL	18	0	4	4	2	0	0	0	0	0	76	8	21	8	.000	6	189-353
2018	COL	18	3	3	6	12	0	0	0	0	0	94	19	20	11	.273	10	224-436
2017	BUF	12	2	5	7	2	0	0	0	0	0	67	14	8	3	.667	2	184-344
Career Totals		48	5	12	17	16	0	0	0	0	0	237	41	49	22	.227	18	597-1133

POSTSEASON

YEAR	TEAM	GP	G	A	PTS	PIM	PPG	PPA	SHG	SHA	GWG	LB	TO	CTO	S	SPCT	SOG	FO
2019	COL	2	0	1	1	0	0	0	0	0	0	7	1	1	0	.000	0	16-37
2018	COL	1	0	0	0	0	0	0	0	0	0	6	0	1	0	.000	0	19-31
Career Totals		3	0	1	1	0	0	0	0	0	0	13	1	2	0	.000	0	35-68



MAMMOTH PLAYERS



9 JOSH SULLIVAN DEFENSEMAN

Height: 6'1" **Weight:** 185

Born: May 5, 1990

Shoots: Right

Hometown: Red Deer, AB

College/Club: St. Albert Miners

Year with the Mammoth: 5th

FAST FACTS

2017 Fan Choice Award recipient.

2015 WLA Seventh Man Award recipient.

Has played five seasons with the St. Albert Sr. B Miners.

TRANSACTIONS

Acquired by Colorado as a free agent on September 22, 2015.

CAREER

2019 (Colorado): Placed on the Injured Reserve list with a season-ending lower-body injury on March 17 after playing in 12 regular season games... **2018 (Colorado):** Forced a career-high of 10 caused turnovers in 2018... Appeared in every game (18) for the first time in his career... **2017 (Colorado):** Scored three points (3 assists) in 11 games played... **2016 (Colorado):** Tallied a career-high six points with two goalsgoals – also a career high – and three assists through 11 appearances.

NLL STATISTICS

REGULAR SEASON

YEAR	TEAM	GP	G	A	PTS	PIM	PPG	PPA	SHG	SHA	GWG	LB	TO	CTO	S	SPCT	SOG	FO
2019	COL	12	1	1	2	2	0	0	0	0	0	28	1	8	2	.500	2	0-0
2018	COL	18	1	0	1	4	0	0	0	0	0	33	9	10	7	.143	4	0-0
2017	COL	11	0	3	3	4	0	0	0	0	0	33	6	3	4	.000	4	0-0
2016	COL	11	2	3	5	6	0	0	0	0	0	42	3	7	8	.250	6	0-0
Career Totals		52	4	7	11	16	0	0	0	0	0	136	19	28	21	.190	16	0-0

POSTSEASON

YEAR	TEAM	GP	G	A	PTS	PIM	PPG	PPA	SHG	SHA	GWG	LB	TO	CTO	S	SPCT	SOG	FO
2019	COL	0	0	0	0	0	0	0	0	0	0	0	0	0	0	.000	0	0-0
2018	COL	1	0	0	0	0	0	0	0	0	0	2	0	1	0	.000	0	0-0
2017	COL	0	0	0	0	0	0	0	0	0	0	0	0	0	0	.000	0	0-0
2016	COL	1	0	0	0	0	0	0	0	0	0	4	0	1	0	.000	0	0-0
Career Totals		2	0	0	0	0	0	0	0	0	0	6	0	2	0	.000	0	0-0



MAMMOTH PLAYERS



11 TAYLOR STUART DEFENSEMAN

Height: 6'0" **Weight:** 185

Born: August 1, 1994

Shoots: Left

Hometown: Coquitlam, BC

College/Club: Bellarmine University

Year with the Mammoth: 4th

FAST FACTS

Twice earned two-time first-team All-Southern Conference honors at Bellarmine.

Led the Bellarmine Knights as a senior in 2016 with 17 caused turnovers, coming second on the team with 37 ground balls.

Earned a spot on the BC U-19 team and was the BC 2011 Field Lacrosse MVP.

TRANSACTIONS

Selected by Colorado in the fourth round (35th overall) in the 2016 NLL Entry Draft.

CAREER

2019 (Colorado): With 15 points (5 goals, 10 assists), Stuart posted the second most points among Mammoth defensemen in the regular season; the seventh most points among league defensemen...Set career highs in loose balls (99) and caused turnovers (20)... **2018 (Colorado):** Scored 12 points (1 goal, 11 assists), tripling the number he posted in his rookie season...With 11 assists, Stuart nearly quadrupled the number of helpers he picked up in his rookie season... **2017 (Colorado):** Scored his first and only goal of his rookie season playing the New England Black Wolves on February 26, 2017 at Mohegan Sun Arena (14-9 W)...Entered the season as the team's only 2016 NLL Entry Draft selection to appear on the active roster.

NLL STATISTICS

REGULAR SEASON


YEAR	TEAM	GP	G	A	PTS	PIM	PPG	PPA	SHG	SHA	GWG	LB	TO	CTO	S	SPCT	SOG	FO
2019	COL	18	5	10	15	6	1	2	0	0	1	99	15	20	23	.217	17	0-0
2018	COL	18	1	11	12	18	0	0	0	2	2	85	9	17	9	.111	5	6-29
2017	COL	14	1	3	4	4	0	0	0	0	0	55	8	16	6	.167	4	8-17
Career Totals		50	7	24	31	28	1	2	0	2	1	239	32	53	38	.184	26	14-46

POSTSEASON

YEAR	TEAM	GP	G	A	PTS	PIM	PPG	PPA	SHG	SHA	GWG	LB	TO	CTO	S	SPCT	SOG	FO
2019	COL	2	0	2	2	0	0	0	0	0	0	3	0	0	2	.000	0	0-0
2018	COL	1	0	0	0	2	0	0	0	0	0	2	1	1	1	.000	1	0-1
2017	COL	3	0	1	1	0	0	0	0	0	0	11	0	1	1	.000	0	1-2
Career Totals		6	0	3	3	2	0	0	0	0	0	16	1	2	4	.000	1	1-3



MAMMOTH PLAYERS



16 RYAN LEE FORWARD

Height: 5'11" **Weight:** 175

Born: May 6, 1994

Shoots: Right

Hometown: Newmarket, ON

College/Club: Rochester Institute of Technology

Year with the Mammoth: 3rd

FAST FACTS

Only player the Mammoth selected in the 2018 NLL Entry Draft to start the regular-season on the active roster.

Rochester Institute of Technology all-time leading scorer with 373 points (237 goals, 136 assists) and the first player in program history to surpass the 300-point barrier.

Two-time Liberty League Offensive Player of the Year and two-time USILA Lt. Col. J.I. (Jack) Turnbull Award winner as Division III's

finest attackman.

TRANSACTIONS

Selected by Colorado in the third round (25th overall) of the 2017 NLL Entry Draft.

CAREER

2019 (Colorado): Scored the third-most Mammoth goals (27) and assists (32), posting the second most points (59) on the team... Scored the third-most shorthanded goals (3) in the league... Completed his first career hat trick on March 16 at Scotiabank Saddledome playing the Calgary Roughnecks (11-9 W)... **2018 (Colorado):** Scored 11 points (5 goals, 6 assists) through six games, scoring four points (2 goals, 2 assists) in his first NLL appearance during the Mammoth's season opener against the Vancouver Stealth at the Langley Events Centre on December 8, 2017 (15-8 W)... Was the Mammoth's only 2017 draft pick to start the 2018 season on the active roster.

NLL STATISTICS

REGULAR SEASON

YEAR	TEAM	GP	G	A	PTS	PIM	PPG	PPA	SHG	SHA	GWG	LB	TO	CTO	S	SPCT	SOG	FO
2019	COL	18	27	32	59	4	0	3	3	0	0	72	47	3	161	.168	112	0-0
2018	COL	6	5	6	11	2	1	0	0	0	0	13	9	2	51	.098	30	0-0
Career Totals		24	32	38	70	6	1	3	3	0	1	85	56	5	212	.151	142	0-0

POSTSEASON

YEAR	TEAM	GP	G	A	PTS	PIM	PPG	PPA	SHG	SHA	GWG	LB	TO	CTO	S	SPCT	SOG	FO
2019	COL	2	5	3	8	0	1	0	0	0	0	4	2	1	26	.192	18	0-0
2018	COL	0	0	0	0	0	0	0	0	0	0	0	0	0	0	.000	0	0-0
Career Totals		2	5	3	8	0	1	0	0	0	0	4	2	1	26	.192	18	0-0



MAMMOTH PLAYERS



17 CHRIS WARDLE FORWARD

Height: 6'0" **Weight:** 175

Born: June 18, 1992

Shoots: Left

Hometown: Victoria, BC

College/Club: Victoria Shamrocks

Year with the Mammoth: 5th

FAST FACTS

WLA Fred Wooster Memorial Award for "Unsung Hero" recipient in 2015.

Victoria Shamrocks' "Best Conditioned Player Award" recipient in 2012 and 2013.

TRANSACTIONS

Acquired by Colorado from Rochester in exchange for Julian Garritano and Mike Mallory.

CAREER

2019 (Colorado): Scored his 50th career goal on March 9 at Pepsi Center playing the San Diego Seals (10-13 L)...Scored his 100th career point on December 22, 2018 at Pepsi Center playing the San Diego Seals (12-17 L)...**2017 (Colorado):** Led the Mammoth with career highs in caused turnovers (9) and shorthanded goals (2)...Also tallied career highs in goals (19), assists (23) and points (42)...Notched five goals, a career single-game high, on March 11, 2017 against the Saskatchewan Rush at SaskTel Centre (12-11 L)...**2014 (Colorado):** Appeared in four games with the Vancouver Stealth in his rookie season, tallying a total of four points (1 goal, 3 assists).

NLL STATISTICS

REGULAR SEASON

YEAR	TEAM	GP	G	A	PTS	PIM	PPG	PPA	SHG	SHA	GWG	LB	TO	CTO	S	SPCT	SOG	FO
2019	COL	18	14	19	33	2	2	4	0	1	0	46	27	9	91	.154	52	0-0
2018	COL	16	13	20	33	8	0	0	0	1	1	39	33	1	73	.178	53	0-0
2017	COL	18	19	23	42	2	3	1	2	1	1	54	38	9	91	.209	57	0-0
2016	COL	18	10	9	19	8	0	0	1	1	1	26	26	3	47	.213	34	0-0
2014	VAN	4	1	3	4	0	0	0	0	0	0	13	7	0	9	.111	8	0-0
Career Totals		74	57	74	131	20	5	5	3	4	1	178	131	22	311	.183	204	0-0

POSTSEASON

YEAR	TEAM	GP	G	A	PTS	PIM	PPG	PPA	SHG	SHA	GWG	LB	TO	CTO	S	SPCT	SOG	FO
2019	COL	2	1	4	5	2	0	0	0	0	0	2	1	0	7	.143	4	0-0
2018	COL	1	0	2	2	0	0	0	0	0	0	4	2	0	4	.000	3	0-0
2017	COL	3	2	4	6	2	0	0	0	0	0	10	6	0	8	.250	4	0-0
2016	COL	1	1	0	1	0	0	0	0	0	0	4	2	0	3	.333	3	0-0
Career Totals		7	4	10	14	4	0	0	0	0	0	20	11	0	22	.182	14	0-0



MAMMOTH PLAYERS



18 ROBERT HOPE DEFENSEMAN A

Height: 6'3" **Weight:** 190

Born: July 29, 1991

Shoots: Left

Hometown: Peterborough, ON

College/Club: Pfeiffer University

Year with the Mammoth: 6th

FAST FACTS

Three-time Dave Stilley Award recipient for Mammoth Defensive Player of the Year (2016, 2018, 2019).

Three-time Jay Jalbert Award recipient for Mammoth Teammate of the Year (2017, 2018, 2019).

Mammoth Assistant Captain in 2019.

Mammoth Team Captain in 2018.

Two-time Mann Cup winner with the Peterborough Century 21 Lakers (2017-18).

TRANSACTIONS

Selected by Colorado in the first round (seventh overall) in the 2014 NLL Entry Draft; was the first defender selected in the 2014 NLL Entry Draft.

CAREER

2019 (Colorado): Led the Mammoth in loose ball recovery for the second-straight year (138)...**2018 (Colorado):** Led the Mammoth and was fourth in the NLL with career highs in loose balls (151) and caused turnovers (31)...tied his single game record with 14 loose balls against Vancouver on January 26, 2018, which resulted in a 14-13 Mammoth win...set career highs in assists (12) and points (13)...**2017 (Colorado):** Recovered the second most loose balls for the Mammoth (122) and tied for the second most caused turnovers (28)...**2016 (Colorado):** Played four games in which he scooped double-digit loose balls, including the season opener against the Georgia Swarm on January 1 at Pepsi Center in which he posted a career single-game high of 14 loose balls recovered (15-16 W)...**2015 (Colorado):** Established a new NLL rookie record with 28 caused turnovers, tying for the eighth-most caused turnovers in the league...recorded his first two NLL points (2a) on January 24, 2015 at Pepsi Center playing the Vancouver Stealth (9-20 W).

NLL STATISTICS

REGULAR SEASON


YEAR	TEAM	GP	G	A	PTS	PIM	PPG	PPA	SHG	SHA	GWG	LB	TO	CTO	S	SPCT	SOG	FO
2019	COL	18	1	4	5	16	0	0	0	0	0	138	12	13	5	.200	5	0-0
2018	COL	18	1	12	13	22	0	0	0	2	2	151	17	31	5	.200	3	0-0
2017	COL	18	0	10	10	14	0	1	0	3	3	122	18	28	3	.000	1	0-0
2016	COL	18	1	9	10	8	0	0	0	0	0	128	13	24	3	.333	3	0-0
2015	COL	17	0	5	5	15	0	0	0	0	0	72	11	28	3	.000	2	0-0
Career Totals		89	3	40	43	75	0	1	0	5	1	611	71	124	19	.158	14	0-0

POSTSEASON

YEAR	TEAM	GP	G	A	PTS	PIM	PPG	PPA	SHG	SHA	GWG	LB	TO	CTO	S	SPCT	SOG	FO
2019	COL	2	0	1	1	0	0	0	0	0	0	14	1	1	0	.000	0	0-0
2018	COL	1	0	0	0	0	0	0	0	0	0	7	0	2	0	.000	0	0-0
2017	COL	3	0	1	1	2	0	0	0	1	1	9	0	5	0	.000	0	0-0
2016	COL	1	0	0	0	4	0	0	0	0	0	7	1	3	0	.000	0	0-0
2015	COL	1	0	0	0	0	0	0	0	0	0	3	0	1	0	.000	0	0-0
Career Totals		8	0	2	2	6	0	0	0	1	0	40	2	12	0	.000	0	0-0



MAMMOTH PLAYERS



20 JACOB RUEST FORWARD

Height: 5'10" **Weight:** 185

Born: December 22, 1992

Shoots: Right

Hometown: Cornwall, ON

College/Club: Robert Morris University

Year with the Mammoth: 4th

FAST FACTS

Played for the Colonials at Robert Morris University, scoring 48 points (27 goals, 21 assists) in 56 games.

OLA Junior "A" Rookie of the Year Award recipient in 2011.

TRANSACTIONS

Signed by Colorado as a free agent on August 18, 2016.

CAREER

2019 (Colorado): Tallied the third-most team points (53) and picked up the second-most team assists (39)...**2018 (Colorado):** Third in assists (45) and points (67) for the Mammoth...Tied his single game points record (7), playing the Toronto Rock on April 28 at Pepsi Center (14-19 W)...Scored a single-game career high of seven points (1 goal, 6 assists) on January 13 at Pepsi Center playing the Saskatchewan Rush (17-12 L)...**2017 (Colorado):** Scored two goals and a helper in his first career game, also the Mammoth's 2017 season opener, against the Buffalo Bandits at KeyBank Center on December 30, 2016 (8-12 W)...Scored 18 regular season goals, tying for fifth on the team.

NLL STATISTICS

REGULAR SEASON

YEAR	TEAM	GP	G	A	PTS	PIM	PPG	PPA	SHG	SHA	GWG	LB	TO	CTO	S	SPCT	SOG	FO
2019	COL	18	14	39	53	6	1	2	0	1	0	97	34	2	155	.090	109	0-0
2018	COL	18	22	45	67	2	4	10	0	1	1	65	27	5	129	.171	97	0-0
2017	COL	18	18	18	36	2	0	3	0	0	0	57	27	2	118	.153	86	0-0
Career Totals		54	54	102	156	10	5	15	0	2	4	219	88	9	402	.134	292	0-0

POSTSEASON

YEAR	TEAM	GP	G	A	PTS	PIM	PPG	PPA	SHG	SHA	GWG	LB	TO	CTO	S	SPCT	SOG	FO
2019	COL	2	3	2	5	0	0	0	0	0	0	9	8	0	15	.200	10	0-0
2018	COL	1	2	3	5	0	0	1	0	1	1	2	4	0	7	.286	4	0-0
2017	COL	2	2	2	4	0	0	0	0	0	0	7	1	0	9	.222	6	0-0
Career Totals		5	7	7	14	0	0	1	0	1	0	18	13	0	31	.226	20	0-0



MAMMOTH PLAYERS



23 JORDAN GILES DEFENSEMAN

Height: 5'11" **Weight:** 190

Born: October 5, 1994

Shoots: Right

Hometown: Richmond, BC

College/Club: Delta Islanders

Year with the Mammoth: 5th

FAST FACTS

2016 Colorado Mammoth Fan Choice Award Recipient.

Recipient of the 2015 British Columbia Jr. "A" Lacrosse League's Keith McEachren Trophy as the league's Most Sportsmanlike Player.

Played collegiate soccer for the Langara Falcons and was named a PACWEST Provincial League All-Star in 2014.

Won back-to-back BCJALL titles with the Coquitlam Adanacs in 2013 and 2014.

TRANSACTIONS

Selected in the sixth round (52nd overall) by Colorado in the 2015 NLL Entry Draft.

CAREER

2019 (Colorado): Scored the second most goals among Mammoth defensemen (3)... **2018 (Colorado):** Set a career high with 87 loose balls... Second in shorthanded goals (2) for the Mammoth... **2017 (Colorado):** Set a career high with 23 caused turnovers... **2016 (Colorado):** Had an immediate impact as a rare sixth-round draft pick to make the team, scoring a career high of eight goals as a rookie in 2016, which had him tied for the lead among Mammoth defensemen... Scored a goal in each of his first two career games, both wins for the Mammoth.

NLL STATISTICS

REGULAR SEASON

YEAR	TEAM	GP	G	A	PTS	PIM	PPG	PPA	SHG	SHA	GWG	LB	TO	CTO	S	SPCT	SOG	FO
2019	COL	18	3	1	4	2	0	0	0	0	0	78	11	12	23	.130	17	0-0
2018	COL	18	3	5	8	2	1	0	2	0	0	87	10	13	20	.150	9	0-0
2017	COL	17	3	5	8	4	0	0	0	0	0	58	6	23	17	.176	12	1-1
2016	COL	17	8	2	10	4	0	0	0	0	0	66	9	17	22	.364	15	0-0
Career Totals		70	17	13	30	12	1	0	2	0	0	289	36	65	82	.207	53	1-1

POSTSEASON

YEAR	TEAM	GP	G	A	PTS	PIM	PPG	PPA	SHG	SHA	GWG	LB	TO	CTO	S	SPCT	SOG	FO
2019	COL	2	0	0	0	0	0	0	0	0	0	2	1	2	0	.000	0	0-0
2018	COL	1	0	0	0	0	0	0	0	0	0	14	3	0	3	.000	1	0-0
2017	COL	3	2	0	2	0	0	0	0	0	0	14	1	1	5	.400	4	0-0
2016	COL	1	0	0	0	0	0	0	0	0	0	5	1	0	0	.000	0	0-0
Career Totals		7	2	0	2	0	0	0	0	0	0	35	6	3	8	.250	5	0-0



MAMMOTH PLAYERS



27 SCOTT CARNEGIE DEFENSESMAN

Height: 6'0" **Weight:** 185

Born: December 17, 1985

Shoots: Right

Hometown: London, ON

College/Club: Brampton Excelsiors

Year with the Mammoth: 3rd

FAST FACTS

Has played 162 regular-season games in his career, joining the NLL century club on February 6, 2016.

Won a Champion's Cup with the Calgary Roughnecks in 2009.

Won a Mann Cup with the Brampton Excelsiors in 2009, recovering two loose balls in the championship game.

TRANSACTIONS

Signed by Colorado as a free agent on November 29, 2017.

CAREER

2019 (Colorado): Reached the 150-game milestone playing versus the Buffalo Bandits on February 2 (15-12 L). Recorded 4 loose balls and 2 caused turnovers in the West Division Semifinal win versus Saskatchewan... **2018 (Colorado):** Received the least amount of penalty minutes in his career (4) in 14 games played... **2016 (Calgary):** Set a career-high in loose balls (87)... Set a single-game record in loose balls (11) on April 2, 2016 which resulted in an 11-9 Calgary loss... **2013 (Calgary):** Set a career high in caused turnovers (26) which he would tie in 2017... **2011 (Calgary):** Set a career high in points (9)... **2009 (Calgary):** Won an NLL Championship with the Roughnecks, recovering one loose ball in the championship game.

NLL STATISTICS

REGULAR SEASON

YEAR	TEAM	GP	G	A	PTS	PIM	PPG	PPA	SHG	SHA	GWG	LB	TO	CTO	S	SPCT	SOG	FO
2019	COL	18	0	0	0	25	0	0	0	0	0	50	11	15	3	.000	1	0-0
2018	COL	14	0	2	2	4	0	0	0	1	1	36	2	8	1	.000	1	0-0
2017	CAL	18	0	3	3	43	0	0	0	1	1	63	17	26	3	.000	3	0-0
2016	CAL	18	1	7	8	22	0	1	0	0	0	87	11	22	5	.200	4	0-0
2015	CAL	15	1	2	3	14	0	0	0	0	0	29	5	11	3	.333	3	0-0
2013	CAL	16	0	1	1	14	0	0	0	1	1	57	11	26	3	.000	2	0-0
2012	CAL	15	0	8	8	24	0	1	0	0	0	69	6	14	3	.000	3	0-0
2011	CAL	15	1	8	9	10	0	0	0	1	1	71	4	14	7	.143	6	0-0
2010	CAL	15	1	3	4	25	0	0	0	0	0	54	0	0	5	.200	5	0-0
2009	CAL	13	1	3	4	46	0	0	0	1	1	36	0	0	2	.500	1	0-0
2008	CAL	5	1	2	3	6	0	0	0	0	0	14	0	0	2	.500	2	0-0
Career Totals		162	6	39	45	233	0	2	0	5	1	566	67	136	37	.162	31	0-0

POSTSEASON

YEAR	TEAM	GP	G	A	PTS	PIM	PPG	PPA	SHG	SHA	GWG	LB	TO	CTO	S	SPCT	SOG	FO
2019	COL	2	0	0	0	17	0	0	0	0	0	7	0	2	0	.000	0	0-0
2018	COL	1	0	0	0	0	0	0	0	0	0	2	0	3	0	.000	0	0-0
2016	CAL	1	0	0	0	2	0	0	0	0	0	2	0	1	0	.000	0	0-0
2015	CAL	4	0	0	0	0	0	0	0	0	0	9	0	3	0	.000	0	0-0
2013	CAL	2	0	1	1	0	0	0	0	1	1	10	1	1	1	.000	0	0-0
2012	CAL	1	0	0	0	2	0	0	0	0	0	2	1	0	1	.000	0	0-0
2011	CAL	2	0	1	1	17	0	0	0	0	0	7	2	4	1	.000	0	0-0
2010	CAL	1	0	0	0	0	0	0	0	0	0	0	0	0	0	.000	0	0-0
2009	CAL	3	1	0	1	4	0	0	0	0	0	8	0	0	1	1.000	1	0-0
2008	CAL	0	0	0	0	0	0	0	0	0	0	0	0	0	0	.000	0	0-0
Career Totals		17	1	2	3	42	0	0	0	1	0	47	4	14	4	.250	1	0-0



MAMMOTH PLAYERS



37 DAN COATES DEFENSEMAN C

Height: 6'0" **Weight:** 195

Born: April 6, 1987

Shoots: Right

Hometown: St. Catherines, ON

College/Club: Canisius College

Year with the Mammoth: 9th

FAST FACTS

Four Year Mammoth Team Captain (2016-19), and Assistant Captain in 2014 and 2015.

Two-time Jay Jalbert Award recipient for Mammoth Teammate of the Year (2016, 19).

Two-time Dave Stilley Award recipient for Mammoth Defenseman of the Year (2016-17).

Won a gold medal with Team Canada at the 2015 World Indoor Lacrosse Championship.

Won gold with Team Canada at the 2014 FIL World Lacrosse Championship.

Won the 2012 Duel in Denver with Team Canada in 2012. Named to the AII-MAAC First Team, becoming the first Canisius defenseman to earn first-team honors in program history.

TRANSACTIONS

Selected by Colorado in the first round (eighth overall) in the 2011 NLL Entry Draft.

CAREER

2019 (Colorado): Reached the 100-game milestone at Pepsi Center playing the Calgary Roughnecks on January 6 (11-8 L)...Hit 50 career assists on February 9 at Wells Fargo Center playing the Philadelphia Wings (12-10 W)...**2018 (Colorado):** Placed on the Physically Unable to Perform List for the 2018-19 season due to an ACL tear...**2017 (Colorado):** First for the Mammoth and tied for fourth in the NLL with 29 caused turnovers, a career-high...Second season as Mammoth captain...**2016 (Colorado):** Took the majority of the team's face-offs, winning at a 44% clip...Named Mammoth captain on Dec. 29, 2015...**2015 (Colorado):** Served a career-low 10 penalty minutes in 18 games...**2014 (Colorado):** Set a career-high with 16 points in the regular-season (2 goals, 14 assists)...Set a single-game high with five points against Minnesota on April 19, 2014 which resulted in an 18-12 Mammoth win...Played in all 18 regular-season games for the first time in his career...**2013 (Colorado):** Tied a franchise record by signing a five-year contract in November 2013...**2012 (Colorado):** Set a career-high in loose balls (94) and was fifth in the NLL for loose balls among all non-face-off men.

NLL STATISTICS

REGULAR SEASON


YEAR	TEAM	GP	G	A	PTS	PIM	PPG	PPA	SHG	SHA	GWG	LB	TO	CTO	S	SPCT	SOG	FO
2019	COL	18	1	10	11	10	0	0	0	0	0	68	12	18	15	.067	11	41-91
2018	COL	0	0	0	0	0	0	0	0	0	0	0	0	0	0	.000	0	0-0
2017	COL	17	3	2	5	18	0	0	1	0	0	48	10	29	10	.300	8	201-372
2016	COL	16	3	6	9	25	0	0	1	2	2	66	14	24	17	.176	10	175-395
2015	COL	18	1	11	12	10	0	0	0	0	0	63	12	27	15	.067	11	33-83
2014	COL	18	2	14	16	14	0	0	0	1	1	71	8	20	12	.167	9	2-4
2013	COL	13	0	7	7	15	0	2	0	1	1	50	3	8	5	.000	1	1-8
2012	COL	16	3	7	10	18	0	1	0	1	1	94	19	8	14	.214	9	3-18
Career Totals		116	13	57	70	110	0	3	2	5	0	460	78	134	88	.148	59	456-971

POSTSEASON

YEAR	TEAM	GP	G	A	PTS	PIM	PPG	PPA	SHG	SHA	GWG	LB	TO	CTO	S	SPCT	SOG	FO
2019	COL	2	0	0	0	2	0	0	0	0	0	9	3	2	3	.000	2	1-4
2017	COL	3	0	1	1	0	0	0	0	0	0	6	1	6	4	.000	2	35-62
2016	COL	1	0	0	0	0	0	0	0	0	0	2	0	2	0	.000	0	5-15
2015	COL	1	0	0	0	0	0	0	0	0	0	2	1	1	0	.000	0	4-20
2014	COL	1	1	1	2	0	0	0	0	0	0	3	0	0	5	.200	5	0-0
2013	COL	1	0	2	2	0	0	0	0	0	0	4	0	1	1	.000	0	0-1
2012	COL	1	0	1	1	0	0	0	0	0	0	2	0	1	1	.000	1	0-0
Career Totals		10	1	5	6	2	0	0	0	0	0	28	5	13	14	.071	10	45-102



MAMMOTH PLAYERS



95 DILLON WARD GOALTENDER

Height: 6'5" **Weight:** 195

Born: March 28, 1991

Shoots: Right

Hometown: Orangeville, ON

College/Club: Bellarmine University

Year with the Mammoth: 7th

FAST FACTS

Two-time Mammoth MVP (2017, 2018).

Three-time NLL All-Pro selection (2016-2018).

Two-time FIL All-World Team selection (2014, 2018), two-time FIL Outstanding Goalie (2014, 2018), FIL MVP in 2014.

Won silver with Team Canada at the 2018 FIL World Championship, won gold with Team Canada at the 2014 FIL World Championship.

2017 NLL Goaltender of the Year.

Named to the NLL All-Rookie Team in 2014.

First All-American in Bellarmine lacrosse history.

TRANSACTIONS

Selected third overall by the Mammoth in the 2013 NLL Entry Draft, becoming the first goaltender to be drafted in the top three since Gee Nash (2nd overall) in 1999.

CAREER

2019 (Colorado): Had the second-lowest goals against (174) among NLL starting goaltenders, holding opponents under 10 goals in six regular-season games, and holding Calgary to just 8 goals in the lowest-scoring West Division Final since 2009... **2018 (Colorado):** Recorded career highs in minutes played (981:41), wins (10) and saves (645)... Allowed the second-least goals (181) among NLL goaltenders who appeared in 18 games... **2017 (Colorado):** Finished the season second in save percentage (.793) among NLL goaltenders who played more than 200 minutes, three-thousandths behind the leader... Finished second in goals-against-average (10.89), seven-hundredths shy of the top spot... Set a single-game record in saves (56) against Saskatchewan which resulted in an 8-7 Mammoth loss; Ward was named First Star of the game... **2016 (Colorado):** Led the NLL with an .800 save percentage... His 10.33 goals-against average (2nd in the NLL) was three-hundredths from the League lead... Didn't record a losing decision during a span of more than two months, from the February 13 win against Calgary to the April 15 loss against Saskatchewan... **2015 (Colorado):** Led the NLL with a save percentage of 0.800 2014: Made his NLL debut against Vancouver on January 4, playing 40:46 minutes, making 30 saves on 38 shots. The Mammoth won 13-12.

NLL STATISTICS

REGULAR SEASON

YEAR	TEAM	GP	MIN	W	L	GA	GAA	SV	SV%
2019	COL	18	963:01	5	11	174	10.84	599	.775
2018	COL	18	981:41	10	6	181	11.06	645	.781
2017	COL	18	909:05	9	6	165	10.89	632	.793
2016	COL	16	743:20	7	3	128	10.33	511	.800
2015	COL	16	827:03	7	6	173	12.55	547	.760
2014	COL	18	901:13	7	7	174	11.58	592	.773
Career Totals		104	5324	45	39	995	11.21	3526	.780

POSTSEASON

YEAR	TEAM	GP	MIN	W	L	GA	GAA	SV	SV%
2019	COL	2	124:04	1	1	18	8.7	90	.833
2018	COL	1	59:58	0	1	13	13.01	31	.705
2017	COL	3	173:58:00	1	2	38	13.11	115	.752
2016	COL	1	70:17	0	1	11	9.39	47	.810
2015	COL	1	27:45	0	1	7	15.14	21	.750
2014	COL	1	60:29	0	1	16	15.87	42	.724
Career Totals		9	513	2	7	103	12.05	346	.771



MAMMOTH PLAYERS



51 ELI McLAUGHLIN FORWARD

Height: 6'1" **Weight:** 185

Born: August 25, 1993

Shoots: Left

Hometown: Surrey, BC

College/Club: Coquitlam Adanacs

Year with the Mammoth: 6th

FAST FACTS

Named NLL All-Pro Second Team in 2019.

Gary Gait Award recipient for being named the Mammoth's Most Valuable Player in 2019.

John Grant, Jr. Award recipient for Offensive Player of the Year in 2019.

Led the WLA Burnaby Lakers in regular-season points and goals in 2017 and 2018.

Named to the NLL All-Rookie Team in 2015.

Led the British Columbia Lacrosse Jr 'A' Lacrosse League in goals (10) in the 2014 Western Canadian Finals.

Led the British Columbia Jr 'A' Lacrosse League in goals (15) in the 2013 playoffs.

TRANSACTIONS

Selected by the Mammoth in the first round (fourth overall) in the 2014 NLL Entry Draft.

CAREER

2019 (Colorado): Led Colorado with new career-highs in points (76) and goals (35), scoring the seventh-most goals in the league...Tallied his 100th goal on January 12 at Pepsi Center playing the Toronto Rock...**2018 (Colorado):** Tied his career-high in goals (29), scoring the third most Mammoth goals, and set a career-high in power play goals (11), scoring the second most Mammoth power play goals and the fourth most NLL power play goals...**2017 (Colorado):** Set a career-high with 72 points resulting from career-records set in goals and assists (29G, 43A)... Scored a single-game high with seven goals against the Calgary Roughnecks on March 3, 2017 which resulted in an 18-9 Mammoth win...**2016 (Colorado):** Had the best shooting percentage (0.194%) among the team's top-five scorers...**2015 (Colorado):** Third in points (38) with the third most goals (15) and assists (23) among NLL rookies.

NLL STATISTICS

REGULAR SEASON

YEAR	TEAM	GP	G	A	PTS	PIM	PPG	PPA	SHG	SHA	GWG	LB	TO	CTO	S	SPCT	SOG	FO
2019	COL	16	35	41	76	8	8	10	0	0	4	58	60	9	208	.168	134	0-0
2018	COL	18	29	20	49	12	11	4	1	1	1	46	37	5	177	.164	107	0-0
2017	COL	18	29	43	72	0	9	13	0	1	1	59	37	5	156	.186	104	0-0
2016	COL	18	21	19	40	0	9	3	0	1	1	45	34	3	108	.194	80	0-0
2015	COL	17	15	23	38	0	4	3	0	0	0	32	24	4	89	.169	66	0-0
Career Totals		87	129	146	275	20	41	33	1	3	11	240	192	26	738	.175	491	0-0

POSTSEASON

YEAR	TEAM	GP	G	A	PTS	PIM	PPG	PPA	SHG	SHA	GWG	LB	TO	CTO	S	SPCT	SOG	FO
2019	COL	2	3	5	8	0	0	1	0	0	0	2	8	0	29	.103	22	0-0
2018	COL	1	1	1	2	0	0	0	1	0	0	3	0	0	9	.111	9	0-0
2017	COL	3	7	2	9	0	2	0	0	1	1	8	3	0	29	.241	23	0-0
2016	COL	1	0	0	0	2	0	0	0	0	0	2	1	0	5	.000	4	0-0
2015	COL	1	1	2	3	2	0	2	0	0	0	5	0	0	3	.333	2	0-0
Career Totals		8	12	10	22	4	2	3	1	1	0	20	12	0	75	.160	60	0-0



MAMMOTH PLAYERS



67 KYLE KILLEN FORWARD

Height: 5'10" **Weight:** 180

Born: November 16, 1996

Shoots: Right

Hometown: Peterborough, ON

College/Club: Rochester Institute of Technology

Year with the Mammoth: 2nd

FAST FACTS

Named NLL All-Rookie in 2019.

Finished two years at RIT in 2018 13th all-time with 118 career goals, 10th all-time with 23 career powerplay goals and 19th all-time in scoring with 158 points.

TRANSACTIONS

Selected by Colorado in the second round (22nd overall) of the 2018 NLL Entry Draft.

CAREER

2019 (Colorado): Led 2019 NLL rookies in power play goals (10)... Netted the second-most goals (28) on the team and among 2019 NLL rookies in 15 games played... Completed his first career hat trick on February 2 at KeyBank Center playing the Buffalo Bandits.

NLL STATISTICS

REGULAR SEASON


YEAR	TEAM	GP	G	A	PTS	PIM	PPG	PPA	SHG	SHA	GWG	LB	TO	CTO	S	SPCT	SOG	FO
2019	COL	15	28	21	49	2	10	3	0	0	0	35	22	2	175	.160	110	0-0
Career Totals		15	28	21	49	2	10	3	0	0	0	35	22	2	175	.160	110	0-0

POSTSEASON

YEAR	TEAM	GP	G	A	PTS	PIM	PPG	PPA	SHG	SHA	GWG	LB	TO	CTO	S	SPCT	SOG	FO
2019	COL	2	0	0	0	2	0	0	0	0	0	4	4	0	15	.000	11	0-0
Career Totals		2	0	0	0	2	0	0	0	0	0	4	4	0	15	.000	11	0-0



MAMMOTH PLAYERS



71 JEFF WITTIG FORWARD

Height: 6'5" **Weight:** 205

Born: September 4, 1997

Shoots: Left

Hometown: St. Catharines, ON

College/Club: Niagra College

Year with the Mammoth: 2nd

FAST FACTS

Voted as the 2019 Mammoth Fan Choice Award winner in 2019.

TRANSACTIONS

Signed to a two-year agreement with Colorado on September 5, 2018.

CAREER

2019 (Colorado): Posted 21 points (8 goals, 13 assists) in eight regular-season appearances.

NLL STATISTICS

REGULAR SEASON


YEAR	TEAM	GP	G	A	PTS	PIM	PPG	PPA	SHG	SHA	GWG	LB	TO	CTO	S	SPCT	SOG	FO
2019	COL	8	8	13	21	4	0	2	0	0	1	16	10	1	51	.157	38	0-0
Career Totals		8	8	13	21	4	0	2	0	0	1	16	10	1	51	.157	38	0-0

POSTSEASON

YEAR	TEAM	GP	G	A	PTS	PIM	PPG	PPA	SHG	SHA	GWG	LB	TO	CTO	S	SPCT	SOG	FO
2019	COL	0	0	0	0	0	0	0	0	0	0	0	0	0	0	.000	0	0-0
Career Totals		0	0	0	0	0	0	0	0	0	0	0	0	0	0	.000	0	0-0



MAMMOTH PLAYERS



82 JOEY CUPIDO DEFENSEMAN A

Height: 5'10" **Weight:** 175

Born: August 14, 1990

Shoots: Right

Hometown: Hamilton, ON

College/Club: Coburg Kodiaks

Year with the Mammoth: 9th

FAST FACTS

Three-Year Mammoth Assistant Captain in (2018-20).

Two-time NLL Transition Player of the Year (2015, 2018).

Two-time NLL Fan Choice Award recipient (2015, 2018).

Two-time NLL First-Team All-Pro selection (2015, 2018).

Named to the NLL All-Rookie Team in 2013.

TRANSACTIONS

Selected by Colorado in the fifth round (38th overall) of the 2011 NLL Entry Draft.

CAREER

2019 (Colorado): Moved into fourth in Mammoth history and fran-

chise history with 121 games played...Moved into a tie for fourth in Mammoth history and a tie for seventh in franchise history with 611 loose balls...Scored the game winning goal against the Saskatchewan Rush at SaskTel Centre in the West Division Semifinal on May 3 unassisted, 4:04 into overtime...**2018 (Colorado):** Scored the most points among Mammoth defensemen and the second most points among NLL defensemen with a career high of 27 points...Posted the most shorthanded goals for the Mammoth and the second-most shorthanded goals in the NLL (5)...Tied his career high of 16 goals set in 2015...**2017 (Colorado):** Scored the most shorthanded goals for the Mammoth (3)...Scored the most goals (9) and points among Mammoth defensemen (17)...**2016 (Colorado):** Tied for the second-most caused turnovers for the Mammoth (26)...**2015 (Colorado):** Led the NLL with a career high of 40 caused turnovers...Led all NLL defensemen with career highs in goals (16) and points (31)...Led NLL defensemen with four shorthanded scores...Tied for second among NLL defensemen with a career-high 15 assists...Led all players who scored nine or more goals with his shooting percentage (0.372%)...Fifth in the NLL among non-faceoff specialists with 117 loose balls...Appeared in every game (18) for the first time in his professional career...**2014 (Colorado):** Recovered the third-most loose balls among Mammoth players (74)...Tied for fifth in caused turnovers (16) for the Mammoth...**2013 (Colorado):** Led the Mammoth in loose-ball recovery (101) and caused turnovers (20)...**2012 (Colorado):** Appeared in one game, making his professional debut against the Minnesota Swarm on April 28, 2012, recovering three loose balls and forcing one turnover.

NLL STATISTICS

REGULAR SEASON


YEAR	TEAM	GP	G	A	PTS	PIM	PPG	PPA	SHG	SHA	GWG	LB	TO	CTO	S	SPCT	SOG	FO
2019	COL	18	3	14	17	4	0	0	0	0	0	98	13	33	20	.150	18	0-0
2018	COL	18	16	11	27	6	0	1	5	1	1	111	16	15	41	.390	36	0-1
2017	COL	17	9	8	17	12	0	0	3	2	2	98	8	20	40	.225	33	0-0
2016	COL	17	2	7	9	14	0	0	1	2	2	103	14	26	29	.069	25	0-1
2015	COL	18	16	15	31	16	0	0	4	0	0	117	20	40	43	.372	37	2-4
2014	COL	17	6	7	13	2	0	0	1	0	0	74	16	16	24	.250	18	0-0
2013	COL	15	6	9	15	0	0	0	1	1	1	101	8	20	25	.240	21	0-0
2012	COL	1	0	0	0	2	0	0	0	0	0	3	2	1	0	.000	0	0-0
Career Totals		121	58	71	129	56	0	1	15	6	3	705	97	171	222	.261	188	2-6

POSTSEASON

YEAR	TEAM	GP	G	A	PTS	PIM	PPG	PPA	SHG	SHA	GWG	LB	TO	CTO	S	SPCT	SOG	FO
2019	COL	2	1	1	2	0	0	0	0	0	1	13	0	2	6	.167	6	0-0
2018	COL	1	0	0	0	0	0	0	0	0	0	4	0	1	2	.000	1	0-0
2017	COL	3	3	0	3	0	0	0	0	0	0	13	2	0	8	.375	7	0-0
2016	COL	1	1	0	1	0	0	0	0	0	0	7	1	4	4	.250	3	0-0
2015	COL	1	1	0	1	0	0	0	0	0	0	10	1	3	6	.167	5	0-0
2014	COL	1	1	1	2	0	0	0	1	0	0	4	0	0	4	.250	4	0-0
2013	COL	1	0	0	0	0	0	0	0	0	0	5	2	2	1	.000	1	0-0
2012	COL	0	0	0	0	0	0	0	0	0	0	0	0	0	0	.000	0	0-0
Career Totals		10	7	2	9	0	0	0	1	0	1	56	6	12	31	.226	27	0-0



MAMMOTH PLAYERS



86 JOHN LINTZ DEFENSEMAN

Height: 6'3" **Weight:** 215

Born: June 25, 1986

Shoots: Left

Hometown: Edmonton, AB

College/Club: University of Alberta

Year with the Mammoth: 2nd

FAST FACTS

Three-time Champion's Cup winner (2009 with Calgary, 2015 with Edmonton, 2016 with Saskatchewan)

Two-Time President's Cup winner with the St. Albert Miners Sr. B team (2016-17)

TRANSACTIONS

Signed to a one year agreement with Colorado on August 12, 2019.

CAREER

2019 (Colorado): Forced his 100th caused turnover on February 9 at Wells Fargo Center playing the Philadelphia Wings... Appeared in his 100th regular season game on December 22, 2019 at Pepsi Center playing the San Diego Seals. **2015 (Edmonton):** Posted five points (1 goals, 4 assists), a career high, along with career highs in loose balls (70) and caused turnovers (28).

NLL STATISTICS

REGULAR SEASON

YEAR	TEAM	GP	G	A	PTS	PIM	PPG	PPA	SHG	SHA	GWG	LB	TO	CTO	S	SPCT	SOG	FO
2019	COL	18	0	1	1	10	0	0	0	0	0	43	5	13	1	.000	0	0-0
2017	VAN	12	0	2	2	0	0	0	0	0	0	44	7	14	0	.000	0	0-0
2016	SSK	13	0	2	2	22	0	0	0	0	0	31	3	5	2	.000	1	0-0
2015	EDM	18	1	4	5	18	0	0	0	0	0	70	5	28	5	.200	3	5-10
2014	EDM	16	0	3	3	25	0	1	0	0	0	54	4	21	0	.000	0	1-10
2013	EDM	16	0	2	2	8	0	0	0	0	0	48	2	16	0	.000	0	0-0
2012	EDM	14	0	2	2	10	0	0	0	0	0	22	3	8	1	.000	1	0-1
2011	EDM	9	1	2	3	8	0	0	0	0	0	21	1	4	2	.500	2	0-0
2010	EDM	1	0	1	1	0	0	0	0	0	0	3	0	0	0	.000	0	0-0
2009	CGY	0	0	0	0	0	0	0	0	0	0	0	0	0	0	.000	0	0-0
Career Totals		117	2	19	21	101	0	1	0	0	0	336	30	109	11	.180	7	6-21


POSTSEASON

YEAR	TEAM	GP	G	A	PTS	PIM	PPG	PPA	SHG	SHA	GWG	LB	TO	CTO	S	SPCT	SOG	FO
2019	COL	2	0	0	0	2	0	0	0	0	0	5	1	0	0	.000	0	0-0
2017	VAN	0	0	0	0	0	0	0	0	0	0	0	0	0	0	.000	0	0-0
2016	SSK	0	0	0	0	0	0	0	0	0	0	0	0	0	0	.000	0	0-0
2015	EDM	5	0	1	1	0	0	0	0	1	0	23	0	2	0	.000	0	0-0
2014	EDM	3	1	0	1	6	0	0	0	0	0	7	3	3	1	1.000	1	0-0
2013	EDM	1	0	0	0	0	0	0	0	0	0	1	0	2	0	.000	0	0-0
2012	EDM	3	0	0	0	0	0	0	0	0	0	5	3	2	0	.000	0	0-0
2010	EDM	0	0	0	0	0	0	0	0	0	0	0	0	0	0	.000	0	0-0
2009	CGY	0	0	0	0	0	0	0	0	0	0	0	0	0	0	.000	0	0-0
Career Totals		14	1	1	2	8	0	0	0	1	0	41	7	9	1	1.000	1	0-0



NLL ENTRY DRAFT SELECTIONS

MAMMOTH 2019 NLL ENTRY DRAFT SELECTIONS



WARREN JEFFERY | 19
DEFENSEMAN

Drafted: First Round, 6th overall
Height: 6'3" **Weight:** 210
Born: March 19, 1997
Shoots: Left
Hometown: Mimico, ON
College/Club: Vermont



WILL MALCOLM | 2
FORWARD

Drafted: Second Round, 23rd Overall
Height: 6'0" **Weight:** 170
Born: December 15, 1999
Shoots: Left
Hometown: New Westminster, BC
College/Club: New Westminster Salmonbellies



BRETT CRAIG | 13
DEFENSEMAN

Drafted: Second Round, 26th Overall
Height: 6'5" **Weight:** 210
Born: December 16, 1996
Shoots: Left
Hometown: Calgary, AB
College/Club: Seton Hall



JAKE McNABB | 91
FORWARD

Drafted: Second Round, 31st Overall
Height: 5'11" **Weight:** 160
Born: March 28, 1998
Shoots: Right
Hometown: Owen Sound, ON
College/Club: St. Catherine's Jr. A




DYLAN KINNEAR | 55
FORWARD

Drafted: Third Round, 39th Overall
Height: 6'0" **Weight:** 195
Born: October 11, 1996
Shoots: Left
Hometown: Calgary, AB
College/Club: Towson



DAN BUCARO | 98
TRANSITION

Drafted: Fifth Round, 69th Overall
Height: 6'2" **Weight:** 195
Born: August 10, 1997
Shoots: Left
Hometown: East Setauket, NY
College/Club: Georgetown



LIAM OSBORNE | 21
FORWARD

Drafted: Sixth Round, 82nd Overall
Height: 5'7" **Weight:** 175
Born: December 10, 1996
Shoots: Right
Hometown: Bowmanville, ON
College/Club: Belmont Abbey College




FIRST-YEAR FREE AGENTS

MAMMOTH 2019 FIRST-YEAR FREE-AGENT SIGNEES




CARTER DICKSON | 8
FORWARD

Height: 6'3" **Weight:** 180
Born: July 3, 1997
Shoots: Left
Hometown: Semiahoo, BC
College/Club: Saint Leo



ILIJA GAJIC | 15
DEFENSEMAN

Height: 6'0" **Weight:** 190
Born: February 21, 1985
Shoots: Left
Hometown: Burnaby, BC
College/Club: Denver



TYLER CARLSON | 30
GOALTENDER

Height: 6'1" **Weight:** 220
Born: April 29, 1988
Shoots: Left
Hometown: Brampton, ON
College/Club: Seneca College



ERIK TURNER | 41
DEFENSEMAN

Height: 6'1" **Weight:** 195
Born: January 14, 1993
Shoots: Right
Hometown: St. Albert, AB
College/Club: Cornell



JUSTIN GOODWIN | 47
DEFENSEMAN

Height: 5'11" **Weight:** 175
Born: February 12, 1993
Shoots: Right
Hometown: New Westminster, BC
College/Club: Lake Erie College



DYLAN MOLLOY | 84
FORWARD

Height: 6'1" **Weight:** 220
Born: August 18, 1995
Shoots: Right
Hometown: Setauket, NY
College/Club: Brown University



PRONUNCIATION GUIDE

#	Name	Pos.	Pronunciation	Status
15	Ilija Gajic	D	ILL-ee-uh GUYCH	Active Roster
17	Chris Wardle	F	WAR-dull	Active Roster
20	Jacob Ruest	F	roo-A	Active Roster
23	Jordan Gilles	D	GILL-iss	Active Roster
37	Dan Coates	D	Coats	Active Roster
51	Eli McLaughlin	F	EE-lie mick-LAUCK-lin	Active Roster
55	Dylan Kinnear	D	Dylan Kin-EAR	Active Roster
--	Pat Coyle	-	KOY-uhl	General Manager and Head Coach
--	Joel Raether	-	RAETH-uhr	Head of Sports Performance



RECORD BOOK

SEASON-BY-SEASON RECORD

Season	GP	W	L	Pct.	Finished	Playoffs
2003	16	9	7	.563	First, East	Lost league semifinal
2004	16	13	3	.813	First, West	Lost division final
2005	16	8	8	.500	Third, West	Lost division semifinal
2006	16	10	6	.625	Second, West	Won league championship
2007	16	12	4	.750	First, West	Lost division semifinal
2008	16	9	7	.563	Second, West	Lost division semifinal
2009	16	7	9	.437	Fourth, West	Lost division semifinal
2010	16	4	12	.250	Fifth, West	Did not qualify
2011	16	5	11	.313	Fourth, West	Lost division semifinal
2012	16	11	5	.688	Second, West	Lost division semifinal
2013	16	7	9	.437	Fourth, West	Lost division semifinal
2014	18	8	10	.444	Third, West	Lost division semifinal
2015	18	9	9	.500	Second, West	Lost division semifinal
2016	18	12	6	.667	Second, West	Lost division semifinal
2017	18	9	9	.550	Third, West	Lost division final
2018	18	11	7	.611	Second, West	Lost division semifinal
2019	18	6	12	.333	Fourth, West	Lost division final
Totals	284	150	134	.528		

Season	Home Record				Road Record			
	GP	W	L	Pct.	GP	W	L	Pct.
2003	8	6	2	.750	8	3	5	.375
2004	8	7	1	.875	8	6	2	.750
2005	8	5	3	.625	8	3	5	.375
2006	8	6	2	.750	8	4	4	.500
2007	8	7	1	.875	8	5	3	.625
2008	8	6	2	.750	8	3	5	.375
2009	8	4	4	.500	8	3	5	.375
2010	8	0	8	.000	8	4	4	.500
2011	8	3	5	.375	8	2	6	.250
2012	8	5	3	.625	8	6	2	.750
2013	8	3	5	.375	8	4	4	.500
2014	9	4	5	.444	9	4	5	.444
2015	9	6	3	.667	9	3	6	.333
2016	9	8	1	.889	9	4	5	.444
2017	9	5	4	.556	9	4	5	.444
2018	9	5	4	.556	9	6	3	.667
2019	9	3	6	.333	9	3	6	.333
Totals	142	83	59	.585	142	67	75	.472



RECORD BOOK

RECORD BY MONTH

Season	December	January	February	March	April	May
2003	--	3-2	1-3	3-2	2-0	--
2004	--	4-2	4-0	4-1	1-0	--
2005	--	2-2	3-1	2-2	1-3	--
2006	0-1	2-2	2-0	3-2	3-1	--
2007	1-0	4-1	4-0	2-2	1-1	--
2008	1-0	3-0	1-2	1-2	3-3	--
2009	--	2-2	2-2	2-2	1-3	--
2010	--	2-3	0-3	0-3	2-3	--
2011	--	1-3	0-4	1-1	3-3	--
2012	--	4-0	2-1	4-2	1-2	--
2013	--	1-2	1-3	3-3	2-1	--
2014	0-1	2-4	2-1	1-3	3-1	--
2015	--	3-1	1-3	3-1	2-3	0-1
2016	--	4-1	3-1	2-1	3-3	--
2017	1-0	1-3	3-1	3-2	1-3	--
2018	3-0	1-1	1-2	5-2	1-2	--
2019	0-1	1-3	2-2	3-2	0-2	--
Totals	6-3	40-32	32-29	42-33	30-34	0-1

ATTENDANCE

Season	Total	Average	NLL Rank	Single-Game High	Sellouts
2003	131,907	16,488	Second	18,207 (twice)	2
2004	140,942	17,618	First	18,290	5
2005	136,286	17,036	Second	18,326	2
2006	132,347	16,543	First	18,027	1
2007	134,359	16,795	First	18,027	2
2008	139,719	17,464	First	18,301	3
2009	131,791	16,474	Second	17,712	0
2010	120,288	15,036	Second	15,727	0
2011	126,927	15,866	Second	17,841	0
2012	121,913	15,239	Second	17,116	0
2013	126,084	15,761	First	17,622	0
2014	141,356	15,706	First	17,109	0
2015	133,091	14,788	First	16,239	0
2016	124,489	13,832	Second	15,622	0
2017	130,128	14,458	Third	17,209	0
2018	126,693	14,077	Third	16,062	0
2019	115,342	12,815	Third	15,951	0
Totals	2,213,662	15,589		17,258	15



RECORD BOOK

HEAD COACHES

	Season	W	L	Pct.
Rod Jensen	2003	4	5	.444
Jamie Batley	2003	5	2	.714
	2004	13	3	.813
	2005	8	8	.500
	Totals	3 seasons	26	13
Gary Gait	2006	10	6	.625
	2007	12	4	.750
Totals	2 seasons	22	10	.688
Bob McMahon	2008	9	7	.563
	2009	7	9	.438
	2010	0	2	.000
Totals	3 seasons	16	16	.500
Steve Govett	2010	2	5	.286
Totals	1 seasons	2	5	.286
Bob Hamley	2010	2	5	.400
	2011	5	11	.313
	2012	11	5	.688
	2013	7	9	.437
	2014	4	7	.364
Totals	5 seasons	29	37	.439
Pat Coyle, Chris Gill, Dan Stroup	2014	4	3	.571
	2015	9	9	.500
	2016	12	6	.667
	2017	4	3	.571
Totals	4 seasons	29	21	.580
Pat Coyle	2017	5	6	.455
	2018	11	7	.611
	2019	6	12	.333
	2020	--	--	--
Totals	4 seasons	22	25	.466

ASSISTANT COACHES

	Season
Jamie Batley, Tony Resch, Ward Sanderson	2003
Walt Christianson, George McGeeney	2004
Walt Christianson, Daren Fridge	2005
Russ Heard, Dan Pratt	2006
Russ Heard, George McGeeney, Dan Pratt	2007
Bob Hamley, Russ Heard, Dan Pratt	2008
Dan Pratt, Russ Heard, Dan Perreault	2009
Dan Pratt, Dan Perreault, Ward Sanderson, Bob Hamley	2010
Ed Comeau, Sean Farris, Ward Sanderson	2011
Ed Comeau, Sean Farris, Ward Sanderson	2012
Ed Comeau, Sean Ferris	2013
Ed Comeau, Sean Ferris, Dallas Eliuk, Joel Raether	2014
Dallas Eliuk, Joel Raether	2015
Joel Raether	2016
Joel Raether	2017
Pat Coyle, Chris Gill, Dan Stroup	2017
Chris Gill, Dan Stroup	2017
Chris Gill, Dan Stroup	2018
Andrew McBride, Shawn Williams	2019
Andrew McBride, Shawn Williams	2020

CAPTAINS

	Season
Gary Gait	2003–2005
Gavin Prout	2006–2009, 2012, 2013
John Gallant	2010–2011
John Grant Jr.	2014–2015
Dan Coates	2016–2017, 2019-2020
Robert Hope	2018

GENERAL MANAGER

	Season
Steve Govett	2003–2017
Dan Carey	2017-2018
Pat Coyle	2019-2020



RECORD BOOK

SEASON OPENERS

Season	Date	Opponent	Result	Attendance	Site
2003	Jan. 3	Toronto	W, 13-12 OT	16,125	Denver
2004	Jan. 2	San Jose	W, 17-8	17,778	Denver
2005	Jan. 1	Calgary	W, 12-7	16,397	Denver
2006	Dec. 30, 2005	Philadelphia	L, 13-11	15,726	Denver
2007	Dec. 30, 2006	Rochester	W, 20-15	15,670	Denver
2008	Dec. 29, 2007	Calgary	W, 10-9	17,811	Denver
2009	Jan. 10	Portland	L, 14-5	6,859	Portland
2010	Jan. 9	Washington	L, 17-8	4,737	Everett
2011	Jan. 8	Washington	L, 11-10	17,029	Denver
2012	Jan. 14	Minnesota	W, 20-14	14,106	Denver
2013	Jan. 12	Washington	L, 17-13	13,148	Denver
2014	Dec. 28, 2013	Edmonton	L, 13-10	15,596	Denver
2015	Jan. 3	Minnesota	W, 20-13	8,974	St. Paul
2016	Jan. 1	Georgia	W, 16-15	15,090	Denver
2017	Dec. 18	Buffalo	W, 12-8	14,268	Buffalo
2018	Dec. 8	Vancouver	W, 15-8	3,201	Langley
2019	Dec. 22	San Diego	L, 17-12	13,407	Denver

SINGLE-SEASON, WIN-LOSS RECORDS

Wins

Most wins	13	2004
Most home wins	8	2016
Most road wins	6	2004, 2012
Fewest wins	4	2010
Fewest home wins	0	2010
Fewest road wins	2	2011
Largest margin of victory	12	March 26, 2004 (18-6 vs. San Jose)

Losses

Most losses	12	2010
Most home losses	8	2010
Most road losses	6	2011, 2015, 2019
Fewest losses	3	2004
Fewest home losses	1	2004, 2007, 2016
Fewest road losses	2	2004, 2012
Largest margin of defeat	13	Feb. 18, 2011 (20-7 vs. Washington)



RECORD BOOK

OVERTIME

Most overtime games	3	2004, 2010, 2011, 2014, 2017
Most overtime wins	3	2004, 2010
Most overtime losses	2	2009, 2011, 2019
Fewest overtime games	0	2018
Fewest overtime wins	0	2009
Fewest overtime losses	0	2004, 2005, 2007, 2008, 2012, 2015, 2016

SINGLE-SEASON STREAKS

Winning

Longest winning streak	6	Feb. 7-March 13, 2004; Jan. 25-March 17, 2007; Jan. 14-Feb. 18, 2012
Longest home winning streak	6	Dec. 30, 2006-Feb. 24, 2007; Jan. 1-March 26, 2016
Longest road winning streak	4	Jan. 18-March 13, 2004; Jan. 20-March 3, 2012

Losing

Longest losing streak	7	Jan. 30-March 27, 2010; Jan. 22-March 4, 2011
Longest home losing streak	8	Jan. 16-April 23, 2010
Longest road losing streak	5	Jan. 12-March 16, 2003; Jan. 29-April 8, 2011

GOALS

Most Goals

Season	226	2003
Game	20	vs. Rochester on Dec. 30, 2006; vs. Minnesota on Jan. 14, 2012; at Minnesota on Jan. 3, 2015; vs. Vancouver on Jan. 24, 2015
Half	15	at Minnesota on Jan. 3, 2015 (second)
Quarter	11	at Minnesota on Jan. 3, 2015 (fourth)

Most Home Goals

Season	123	2003
Game	20	vs. Rochester on Dec. 30, 2006; vs. Minnesota on Jan. 14, 2012; vs. Vancouver on Jan. 24, 2015
Half	13	vs. New Jersey on Feb. 8, 2003 (second); vs. Minnesota on Jan. 14, 2012 (second)
Quarter	8	vs. Minnesota on Jan. 14, 2012 (fourth)

Most Road Goals

Season	111	2018
Game	20	at Minnesota on Jan. 3, 2015
Half	15	at Minnesota on Jan. 3, 2015 (second)
Quarter	11	at Minnesota on Jan. 3, 2015 (fourth)



RECORD BOOK

HIGHEST SCORING GAMES

Goals	Date	Opponent	Result	Site
35	Mar. 23, 2003	New Jersey	W, 18-17	E. Rutherford
35	Mar. 28, 2003	Albany	W, 19-16	Denver
35	Feb. 3, 2006	Arizona	W, 18-17 OT	Glendale
35	Dec. 30, 2006	Rochester	W, 20-15	Denver
34	January 14, 2012	Minnesota	W, 20-14	Denver
34	Apr. 28, 2018	Toronto	W, 19-15	Denver
34	Feb. 21, 2003	Albany	L, 19-15	Albany
34	Feb. 4, 2005	Calgary	L, 18-16	Calgary
34	Mar. 24, 2007	Buffalo	L, 19-15	Buffalo
34	Jan. 14, 2012	Minnesota	W, 20-14	Denver
33	Jan. 3, 2015	Minnesota	W, 20-13	St. Paul
33	Jan. 10, 2015	Calgary	W, 17-16 OT	Denver

SEASON-BY-SEASON LEADERS

Season	Goals	Assists	Points	Loose Balls	Goaltender (GAA)
2003	G. Gait – 61	T. Dowling – 42	G. Gait – 96	E. Miller – 186	E. Miller – 13.09
2004	G. Gait – 55	G. Prout – 57	G. Gait – 93	G. Prout – 107	G. Nash – 10.68
2005	G. Gait – 33	G. Prout – 50	G. Gait – 81	J. Jalbert – 141	G. Nash – 11.16
2006	C. Gill – 29 G. Prout – 29	G. Prout – 64	G. Prout – 93	J. Jalbert – 152	G. Nash – 10.29
2007	D. Carey – 32	G. Prout – 59	G. Prout – 89	J. Sims – 136	C. Levis – 10.50
2008	B. Langtry – 30	G. Prout – 67	G. Prout – 92	N. Gajic – 121	C. Levis – 10.04
2009	B. Langtry – 38	G. Prout – 48	B. Langtry – 79	B. Safarik – 98	A. Leyshon – 10.93
2010	J. Shewchuk – 31	B. Langtry – 41	J. Shewchuk – 66	J. Shewchuk – 83	C. Levis – 11.43
2011	J. Grant – 36	J. Grant – 47	J. Grant – 83	I. Gajic – 101	C. Levis – 9.99
2012	J. Grant – 50	J. Grant – 66	J. Grant – 116	I. Gajic – 124	C. Levis – 12.26
2013	J. Grant – 43	J. Grant – 48	J. Grant – 91	J. Cupido – 101	T. Belanger – 10.77
2014	J. Grant – 40	J. Grant – 51	J. Grant – 91	B. Snider – 161	D. Ward – 11.40
2015	A. Jones – 51	J. Grant – 57	A. Jones – 93	B. Snider – 119	A. Buque – 9.36
2016	A. Jones – 42	C. Crawford – 83*	C. Crawford – 115	R. Hope – 128	D. Ward – 10.33
2017	C. Crawford – 36	C. Crawford – 62	C. Crawford – 98	C. Holding – 160	D. Ward – 10.89
2018	R. Benesch – 36	R. Benesch – 57 J. Noble – 57	R. Benesch – 93	R. Hope – 151	D. Ward – 11.06
2019	E. McLaughlin – 35	E. McLaughlin – 41	E. McLaughlin – 76	R. Hope – 138	D. Ward – 10.84

*Tied NLL single-season record



RECORD BOOK

ALL-TIME LEADERS

Franchise History (dating back to 1987 including Baltimore, Pittsburgh and Washington)

Rank	Goals	Assists	Points	Loose Balls	Games Played
1.	G. Gait – 387	G. Prout – 459	G. Gait – 722	J. Gallant – 891	J. Gallant – 196
2.	J. Grant – 235	G. Gait – 335	G. Prout – 664	J. Sims – 770	B. Langtry – 132
3.	B. Langtry – 230	J. Grant – 317	J. Grant – 552	J. Cupido – 705	G. Prout – 127
4.	G. Prout – 205	B. Langtry – 273	B. Langtry – 503	P. Cantabene – 683	J. Cupido – 121
5.	A. Jones – 194	A. Jones – 180	A. Jones – 374	G. Gait – 655	N. Carlson – 118
6.	E. McLaughlin – 129	J. Noble – 173	E. McLaughlin – 275	G. Prout – 647	D. Coates – 116
7.	M. Shearer – 115	P. Cantabene – 157	J. Shewchuk – 257	C. Holding – 639	G. Gait – 113
8.	J. Shewchuck – 112	D. Carey – 147	J. Noble – 251	R. Hope – 611	J. Sims – 112
9.	P. Gait – 111	E. McLaughlin – 146	P. Cantabene – 245	B. Langtry – 604	T. Ethington – 104
10.	D. Halladay – 96	J. Shewchuk – 145	D. Carey – 236	I. Gajic – 512	D. Ward – 104
					C. Holding – 103

Colorado Mammoth History

Rank	Goals	Assists	Points	Loose Balls	Games Played
1.	J. Grant – 235	G. Prout – 459	G. Prout – 664	J. Gallant – 783	J. Gallant – 181
2.	B. Langtry – 230	J. Grant – 317	J. Grant – 552	J. Cupido – 705	B. Langtry – 132
3.	G. Prout – 205	B. Langtry – 273	B. Langtry – 503	G. Prout – 647	G. Prout – 127
4.	A. Jones – 194	A. Jones – 180	A. Jones – 374	J. Sims – 629	J. Cupido – 121
5.	G. Gait – 149	J. Noble – 173	E. McLaughlin – 275	R. Hope – 611	N. Carlson – 118
6.	E. McLaughlin – 129	D. Carey – 147	G. Gait – 270	B. Langtry – 604	D. Coates – 116
7.	J. Shewchuk – 112	E. McLaughlin – 146	J. Shewchuk – 257	D. Coates – 460	T. Ethington – 104
8.	D. Carey – 89	J. Shewchuk – 145	J. Noble – 251	N. Carlson – 453	D. Ward – 104
9.	J. Noble – 78	G. Gait – 121	D. Carey – 236	I. Gajic – 437	C. Holding – 103
10.	S. Pollock – 73	S. Pollock – 117	S. Pollock – 190	J. Jalbert – 380	J. Grant – 98
					R. Hope – 98
					J. Sims – 87
					E. McLaughlin – 87



RECORD BOOK

MAMMOTH ALL-PROS

Season	Player	All-Pro Team
2003	Gary Gait	First
2004	Gary Gait	First
	Gee Nash	First
	Gavin Prout	Second
2005	Gary Gait	Second
2006	Gavin Prout	First
	Jay Jalbert	Second
2007	Gavin Prout	Second
2008	Gavin Prout	Second
2012	John Grant Jr.	First
2013	John Grant Jr.	Second
2014	Adam Jones	Second
2015	Joey Cupido	First
	Adam Jones	Second
	Callum Crawford	Second
2016	Dillon Ward	Second
	Dillon Ward	First
2017	Dillon Ward	First
2018	Joey Cupido	First
	Dillon Ward	Second
2019	Eli McLaughlin	Second

MAMMOTH ALL-STARS

Season	Date	Site	Result	Attendance
2004	Feb. 22	Pepsi Center – Denver	East 19, West 15	16,742

Player	G	A	Pts
Gavin Prout	4	2	6
Jay Jalbert	1	1	2
Gary Gait	0	2	2
Jamie Hanford	1	0	1

Goaltender	W	L	Mins	GAA	Pct
Gee Nash	0	0	30:53	15.54	.667

Season	Date	Site	Result	Attendance
2005	Feb. 26	Pengrowth Saddledome – Calgary, Alberta	East 11, West 10	11,511

Player	G	A	Pts
Gavin Prout	1	1	2
Gary Gait	1	0	1
Jay Jalbert	1	0	1
Pat Coyle	0	1	1

Goaltender	W	L	Mins	GAA	Pct
Gee Nash	0	1	25:45	11.65	.792



RECORD BOOK

MAMMOTH ALL-STARS (CONT.)

Season	Date	Site	Result	Attendance
2006	Feb. 25	Air Canada Centre - Toronto	West 14, East 13	15,924

Player	G	A	Pts
Jay Jalbert	1	5	6
Dan Carey	2	1	3
Gavin Prout	0	2	2

Season	Date	Site	Result	Attendance
2007	March 10	Rose Garden – Portland, OR	East 20, West 16	12,856

Player	G	A	Pts
Gavin Prout	3	5	8
Josh Sims	1	1	2
Dan Carey	0	2	2
John Gallant	0	1	1

Goaltender	W	L	Mins	GAA	Pct
Gee Nash	0	1	30:00	20.00	.600

Season	Date	Site	Result	Attendance
2008	March 16	Rexall Place – Edmonton, Alberta	East 17, West 16, OT	9,574

Player	G	A	Pts
Dan Carey	3	3	6
Gavin Prout	2	0	2
Nick Carlson*	0	2	2

*Substitute for injured Josh Sims

Goaltender	W	L	Mins	GAA	Pct
Gee Nash	0	0	30:00	10.00	.865

Season	Date	Site	Result	Attendance
2009	March 7	Pepsi Center – Denver, CO	East 27, West 21	13,380

Player	G	A	Pts
Brian Langtry	2	3	5
Nick Carlson	1	2	3
Gavin Prout	2	4	6
Bruce Murray	0	1	1

Goaltender	W	L	Mins	GAA	Pct
Andrew Leyshon	0	1	30:00	26.00	.649



RECORD BOOK

MAMMOTH ALL-STARS (CONT.)

Season	Date	Site	Result		
2011	Feb. 27	Turning Stone & Casino Events Center – Verona, NY	East 30, West 26		
Player	G	A	Pts		
Mac Allen	0	0	0		
John Grant, Jr.	5	0	5		
Goaltender	W	L	Mins	GAA	Pct
Chris Levis	0	1	30:00	36.00	.581

Season	Date	Site	Result	Attendance	
2012	Feb. 25	First Niagra Center – Buffalo, NY	West 20, East 18	13,466	
Player	G	A	Pts		
John Grant Jr.	1	3	4		
Adam Jones	1	4	5		
Gavin Prout	4	0	4		
Rory Smith	0	0	0		
Goaltender	W	L	Mins	GAA	Pct
Chris Levis	0	0	30:00	22.00	.718

MAMMOTH ALL-ROOKIE TEAM MEMBERS

Season	Player
2003	Brian Langtry
2006	Dan Carey
2007	Nenad Gajic, Jamie Shewchuk
2012	Adam Jones
2013	Joey Cupido
2014	Dillon Ward
2015	Alex Buque, Robert Hope, Eli McLaughlin, Jeremy Noble*
2019	Kyle Killen

**NLL-record four teammates named to the All-Rookie Team*



RECORD BOOK

NLL AWARDS



2003 Most Valuable Player

Gary Gait's historic first season in Denver showed Colorado fans exactly why he is considered to be the best player in National Lacrosse League history. Gait carried the Mammoth in its inaugural season, smashing the single-season scoring record with 61 goals. He added 35 assists to finish third in overall league scoring with 96 points and was the centerpiece of the Mammoth offense that finished second in league scoring.



2003 Rookie of the Year

Brian Langtry quickly endeared himself to fans in Denver by scoring the overtime game-winner against the Toronto Rock in the Colorado Mammoth's first ever game on Jan. 3, 2003. He continued to delight fans of the fledgling Mammoth during the 2003 season with his deadly shooting and fiery on-field persona. Langtry racked up 28 goals and 34 assists to place third on the team in scoring and led all NLL rookies with 62 points.



2004 Sportsmanship Award

Mammoth captain Gary Gait, who led the NLL with 55 goals and five game-winning goals, served just four penalties for eight penalty minutes in 16 games. The Mammoth was the third-least penalized team this season, averaging just 18.75 penalty minutes per game.




2004 Goaltender of the Year

Gee Nash was named the National Lacrosse League's top goaltender after posting a career-high 11 wins and back-stopping his team to the league's best record. In his fifth NLL season Nash recorded a league-best .790 save percentage and posted the third-best goals against average (10.68) among regular starting goaltenders.



2005 Sportsmanship Award

Gary Gait won the Sportsmanship Award for the second consecutive season in 2005 after retiring as the National Lacrosse League's all-time leading scorer. Gait served just two penalties for four penalty minutes in 16 games, while finishing ninth in league scoring with 81 points. The Mammoth was the fourth-least penalized team in 2005, averaging 23.25 penalty minutes per game.



2008 Sportsmanship Award

The Mammoth's Dan Carey deservingly won the NLL 2008 Sportsmanship Award. The left-handed forward has played three seasons for the Mammoth and in his 43 career games; Carey has accumulated only 11 penalty minutes, none in 2008. Before suffering a season-ending injury in 2008, Carey scored 22 goals and 27 assists in 11 games. Admired by teammates and opponents alike, Carey was named to the 2008 All-Star team. The Mammoth was the 4th least penalized team in the National Lacrosse League in 2008, averaging 20.56 penalty minutes per game.



2012 Most Valuable Player

John Grant Jr. rewrote the NLL record books, setting a new single-season points record (116) despite missing two games. His 50 goals were tops in the NLL, and his 19 power-play assists were second-most. Grant scored his 500th career goal and recorded his 1000th career point and 1000th career loose ball. He was a three-time NLL Player of the Month and four-time NLL Offensive Player of the Week.




RECORD BOOK

NLL AWARDS (CONT.)



2012 Rookie of the Year

Adam Jones, the third overall pick in the 2011 NLL Entry Draft, led all rookies in points (76) and assists (47). Both were franchise rookie records, as was his goal total (29). Jones was a three-time NLL Rookie of the Week and two-time NLL Rookie of the Month. He was the team's third-leading scorer.



2015 Transition Player of the Year

Joey Cupido enjoyed a breakout season in 2015, leading all defensemen in goals (16) and points (31). He topped the National Lacrosse League with 40 caused turnovers while his .372 shooting percentage was best among all players league-wide who scored nine or more goals. Cupido's four short-handed tallies were the most among defensemen, and one shy of the league-leader.




2016 NLL Air Canada 'Wingman of the Year'

Callum Crawford tied an NLL single-season record with 83 assists in 2016, and was honored for his playmaking ability and aerial athleticism around the crease. The forward – in his first season with the Mammoth – registered five-plus assists eight times, including a nine-assist output against Buffalo in January which tied for the most by a player in a game in 2016. His 32 goals tied a career-high, and his 115 points were one shy of the team's single-season record.



2017 Goaltender of the Year

Dillon Ward, in his fourth year with the Mammoth, enjoyed a remarkable seven-game stretch in 2017, boasting a save percentage of .800 or better in every outing. He anchored a defense that held its opponents to single-digit goals in four straight games. Ward finished the 2017 campaign second in save percentage (.793) and in goals-against-average (10.89).



2018 Transition Player of the Year

Joey Cupido, in his seventh season with the Mammoth, was first in goals scored (16) and second in points scored (27) by NLL defensemen, posting the second-most shorthanded goals (5) in the NLL. Cupido's shooting percentage (.390) was the third highest in the NLL.



2018 Executive of the Year

Matt Hutchings is the Executive Vice President and Chief Operating Officer of Kroenke Sports & Entertainment. Hutchings received the award for his role as Governor of the Colorado Mammoth. Under Hutchings' leadership, Mammoth staff increased revenue by 7.8% and increased paid tickets by 3% year-over-year. Hutchings also oversaw the Mammoth's staffing and significant team changes in 2018.

EXECUTIVE AWARDS

- Steve Govett 2004 Executive of the Year
- John Ellis 2005 Sponsorship Executive of the Year
- Jason Linscott 2005 Ticket Sales Executive of the Year
- Brian Kitts 2008 Marketing Executive of the Year
- Dave Reeder 2008 Sponsorship Executive of the Year
- Matt Hutchings 2018 Executive of the Year



RECORD BOOK

COLORADO MAMMOTH TEAM AWARDS (CREATED IN 2015)

Jay Jalbert Award (Teammate of the Year)

- 2015 – Tyler Codron
- 2016 – Dan Coates
- 2017 – Robert Hope
- 2018 – Robert Hope
- 2019 – Robert Hope, Dan Coates

Fan Choice Award (Selected by the Fans)

- 2015 – Joey Cupido
- 2016 – Jordan Gilles
- 2017 – Josh Sullivan
- 2018 – Joey Cupido
- 2019 – Jeff Wittig

Dave Stilley Award (Top Defenseman)

- 2015 – Dan Coates
- 2016 – Dan Coates & Robert Hope
- 2017 – Greg Downing
- 2018 – Robert Hope
- 2019 – Robert Hope

John Grant, Jr. Award (Top Offenseman)

- 2019 – Eli McLaughlin

Jamie Hanford Award (Most Inspirational)

- 2015 – Jeremy Noble
- 2016 – John Grant, Jr.
- 2017 – Cameron Holding
- 2018 – Joey Cupido
- 2019 – Steve Fryer

Gary Gait Award (Most Valuable Player)

- 2015 – Adam Jones
- 2016 – Callum Crawford
- 2017 – Dillon Ward
- 2018 – Dillon Ward
- 2019 – Eli McLaughlin

President's Award (Standard of Excellence, Team's Highest Honor)

- 2015 – Cody Moll
- 2016 – Adam Jones
- 2018 – Joel Raether
- 2019 – Dan Coates

ENTRY DRAFT SELECTIONS

2002

Round	Selection	Player	U.S. College/Canadian Club
2	21	Ryan Soliday	Syracuse
5	57	Billy St. George	Syracuse
6	69	Kevin Smithies	Bucknell
7	81	Tom Ethington	Denver
8	93	Chase Jaeger	Delta
9	104	Brad Reppert	Towson
9	105	Mike Napolilli	Colorado State

2003

Round	Selection	Player	U.S. College/Canadian Club
3	24	Curtis Smith	Ohio State
3	31	Brian Potter	Victoria
4	35	Dan Cocchi	Towson
5	45	Graham Palmer	Victoria
6	55	Devon Spilker	Limestone
7	65	Pat Meyers	Ohio State
8	76	Mike Frissora	Middlebury



RECORD BOOK

ENTRY DRAFT SELECTIONS (CONT.)

2004

Round	Selection	Player	U.S. College/Canadian Club
3	29	Lee Zink	Maryland
4	40	Cory Vann	Denver
5	52	Andrew Huelskoetter	Denver
6	63	Mark Plonkey	Colorado State

2005

Round	Selection	Player	U.S. College/Canadian Club
1	7	Dan Carey	Canisius
2	16	Ryan Marshall	Duke
3	28	Shawn Williams	Surrey (British Columbia)
4	39	Scott Davidson	Denver
5	50	Andy Glen	Peterborough (Ontario)
6	62	Adam Hughes	Cortland State

2006

Round	Selection	Player	U.S. College/Canadian Club
1	13	Gary Bining	Ohio State
2	25	Jamie Shewchuk	Burnaby (British Columbia)
3	34	Matt Poskay	Virginia
4	51	Curtis Morwick	Victoria (British Columbia)
5	64	Casey Cittadino	Towson
6	77	Sean Morris	Massachusetts

2007

Round	Selection	Player	U.S. College/Canadian Club
2	26	Nathan Sanderson	Rutgers
3	30	Dylan Llord	St. Catherines (Ontario)
3	40	Matt Wilson	Coquitlam (British Columbia)
4	54	Andrew Spack	Loyola (Md.)
6	82	Ryan Clark	Nanaimo (British Columbia)

2008

Round	Selection	Player	U.S. College/Canadian Club
1	7	Matt Danowski	Duke University
3	31	Mike Ward	Duke University
4	43	Terry Kiminer	University of Maryland, Baltimore
6	69	Ryan McFadyen	Duke University



RECORD BOOK

ENTRY DRAFT SELECTIONS (CONT.)

2009

Round	Selection	Player	U.S. College/Canadian Club
1	4	Cliff Smith	University of Denver
1	5	Alex Gajic	University of Denver
2	17	Brad Richardson	University of Denver
3	32	Shaun Dhaliwal	Burnaby, BC
4	35	Ryan McFadyen	Duke University
6	55	Neil Tyacke	New Westminster, BC

2010

Round	Selection	Player	U.S. College/Canadian Club
2	11	Ned Crotty	Duke University
3	22	Ken Clausen	University of Virginia
5	42	John Rae	Barrie, ON
6	52	Mark Farthing	Peterborough, ON

2011

Round	Selection	Player	U.S. College/Canadian Club
1	3	Adam Jones	Canisius College
1	8	Dan Coates	Canisius College
2	13	Jordan McBride	Stony Brook University
2	14	Jamie Lincoln	Hofstra University
2	16	Tye Belanger	Peterborough Lakers
4	30	Craig England	Orangeville, ON
5	38	Joey Cupido	Six Nations, ON
6	47	Jovan Miller	Syracuse University

2012

Round	Selection	Player	U.S. College/Canadian Club
1	9	Colton Clark	Bellarmino University
5	44	Jaeden Gastaldo	Langley Thunder
6	53	Alex Demopoulos	University of Denver

2013

Round	Selection	Player	U.S. College/Canadian Club
1	3	Dillon Ward	Bellarmino University
4	31	Cody McMahon	Orangeville Northmen
4	32	Cameron Mann	Jacksonville University
5	40	Dom Sebastiani	University of Delaware
6	49	Jake Weidner	Brampton Excelsiors Junior 'A'



RECORD BOOK

ENTRY DRAFT SELECTIONS (CONT.)

2014

Round	Selection	Player	U.S. College/Canadian Club
1	4	Eli McLaughlin	Coquitlam Adanacs
1	7	Robert Hope	Pfeiffer University
2	17	Alex Buque	New Westminster Salmonbellies
4	32	Zach Rogers	Providence College
5	41	DJ Giacobbo	Canisius College
5	42	Terry Ellis	University of Denver
6	50	Mike Crampton	Air Force Academy

2015

Round	Selection	Player	U.S. College/Canadian Club
4	32	Bryce Sweeting	Peterborough Lakers Junior 'A'
5	45	Dane Sorensen	Florida Southern College
6	52	Jordan Gilles	Delta Islanders Junior 'A'

2016

Round	Selection	Player	U.S. College/Canadian Club
1	9	Zach Herreweyers	Loyola University
4	35	Taylor Stuart	Bellarmino University
5	46	Kyle Whitlow	Marquette University
6	55	Jahmal Shears	Mimico Junior 'A'

2017

Round	Selection	Player	U.S. College/Canadian Club
3	25	Ryan Lee	RIT/Nanaimo
3	28	Connor Cannizarro	University of Denver
4	38	Jarrod Neumann	Providence University
6	55	Rowan Kelly	Toronto Beaches

2018

Round	Selection	Player	U.S. College/Canadian Club
2	22	Kyle Killen	RIT
3	30	Dennon Armstrong	Coquitlam Adanacs
3	35	Julian Garritano	Sacred Heart University
4	48	Dylan Laprade	Brock University
6	72	Steven Lee	Fanshawe College



RECORD BOOK

ENTRY DRAFT SELECTIONS (CONT.)

2019

Round	Selection	Player	U.S. College/Canadian Club
1	6	Warren Jeffrey	University of Vermont
2	23	Will Malcom	New Westminster Salmonbellies
2	26	Brett Craig	Seton Hall University
2	31	Jake McNabb	St. Catherine's Junior "A"
3	39	Dylan Kinnear	Towson University
5	69	Dan Bucaro	Georgetown
6	82	Liam Osborne	Belmont Abbey College



RECORD BOOK

2003 SEASON-BY-SEASON RESULTS AND STATISTICS

First place, East Division / Record: 9-7 (Home: 6-2; Away: 3-5; Overtime: 1-1)

Date	Opponent	Result	Record	Attendance	Site
Jan. 3	Toronto	W, 13-12 OT	1-0	16,125	Denver
Jan. 11	Ottawa	L, 13-11	1-1	3,586	Ottawa
Jan. 18	Philadelphia	W, 13-9	2-1	16,606	Denver
Jan. 25	Philadelphia	L, 13-11	2-2	13,848	Philadelphia
Jan. 31	N.Y. Saints	W, 19-13	3-2	18,207	Denver
Feb. 6	N.Y. Saints	L, 20-12	3-3	3,472	Uniondale, N.Y.
Feb. 8	New Jersey	W, 16-14	4-3	14,735	Denver
Feb. 14	Calgary	L, 14-13 OT	4-4	15,175	Denver
Feb. 21	Albany	L, 19-15	4-5	3,210	Albany, N.Y.
March 1	Vancouver	W, 18-12	5-5	16,032	Denver
March 16	Vancouver	L, 14-9	5-6	7,250	Vancouver, B.C.
March 21	Rochester	L, 16-12	5-7	16,820	Denver
March 23	New Jersey	W, 18-17	6-7	6,287	E. Rutherford, N.J.
March 28	Albany	W, 19-16	7-7	18,207	Denver
April 5	Calgary	W, 14-11	8-7	13,139	Calgary, Alberta
April 13	Toronto	W, 13-10	9-7	17,888	Toronto

No.	Player	GP	G	A	Pts	Shots	GWG	PPG	SHG	LB
00	Tom Still	14	0	3	3	0	0	0	0	31
3	Del Halladay	16	30	29	59	203	2	10	2	74
4	Tom Phair	16	11	10	21	42	0	1	1	37
5	Jamie Hanford	16	1	5	6	18	0	0	0	80
6	Brian Langtry	15	28	34	62	140	3	6	1	107
11	John Gallant	16	3	5	8	7	0	0	1	75
12	Al Truant	13	14	14	28	70	0	2	0	36
13	John Rosa	15	3	18	21	12	0	0	2	86
14	Rory Graham	4	2	1	3	4	0	0	0	10
16	Ted Dowling	14	28	42	70	182	1	6	1	73
17	Ben Prepchuk	12	21	19	40	106	0	3	6	42
17	Matt Shearer	1	1	0	1	9	0	0	0	0
19	Josh Sims	14	8	20	28	34	0	1	0	112
21	Erik Miller	16	0	23	23	3	0	0	0	186
22	Gary Gait	16	61	35	96	253	3	11	5	105
23	Eric Seremet	2	0	4	4	3	0	0	0	7
23	Trevor Tierney	1	0	0	0	1	0	0	0	0
28	Tom Ethington	4	1	1	2	1	0	0	0	8
34	Brian Reese	15	1	8	9	4	0	0	0	61
41	Bryan Cole	10	3	6	9	10	0	0	0	36
43	Hugh Donovan	9	0	2	2	2	0	0	0	29
66	Kev. Stewardson	6	3	4	7	11	0	0	0	20
77	Dave Stillely	7	0	2	2	0	0	0	0	16
88	Matt Ogelsby	12	2	6	8	23	0	0	0	72
91	Fred Jenner	8	5	5	10	33	0	1	1	8
Totals			226	296	522	1171	9	41	20	1312

No.	Goaltender	GP	Mins	GA	Avg	Saves	Pct.	W	L
00	Tom Still	5	142:24	44	18.54	81	.648	1	1
21	Erik Miller	16	811:20	177	13.09	529	.749	8	6
Totals			968:31	223	13.81	610	.732	9	7



RECORD BOOK

2004 SEASON-BY-SEASON RESULTS AND STATISTICS

First place, West Division / Record: 13-3 (Home: 7-1; Away: 6-2; Overtime: 3-0)

Date	Opponent	Result	Record	Attendance	Site
Jan. 2	San Jose	W, 17-8	1-0	17,778	Denver
Jan. 9	Arizona	W, 12-11	2-0	5,277	Glendale, Ariz.
Jan. 10	San Jose	L, 13-12	2-1	8,137	San Jose, Calif.
Jan. 18	Vancouver	W, 13-12 OT	3-1	6,554	Vancouver, B.C.
Jan. 25	Arizona	W, 14-13 OT	4-1	14,857	Denver
Jan. 30	Calgary	L, 14-13	4-2	18,305	Denver
Feb. 7	Vancouver	W, 11-10	5-2	18,290	Denver
Feb. 14	Calgary	W, 13-12 OT	6-2	10,129	Calgary, Alberta
Feb. 27	Anaheim	W, 13-8	7-2	4,249	Anaheim, Calif.
Feb. 28	Anaheim	W, 15-10	8-2	18,029	Denver
March 6	Philadelphia	W, 13-12	9-2	17,385	Denver
March 13	Rochester	W, 18-12	10-2	8,527	Rochester, N.Y.
March 19	Arizona	L, 14-13	10-3	5,521	Glendale, Ariz.
March 21	Calgary	W, 11-8	11-3	11,536	Calgary, Alberta
March 26	San Jose	W, 18-6	12-3	18,274	Denver
April 3	Anaheim	W, 17-10	13-3	18,024	Denver

No.	Player	GP	G	A	Pts	Shots	GWG	PPG	SHG	LB
00	Tom Still	1	0	0	0	0	0	0	0	0
2	Tom Phair	2	1	0	1	1	0	0	0	8
3	Del Halladay	16	24	21	45	150	0	1	1	51
4	Josh Sims	13	5	12	17	23	1	0	0	85
5	Jamie Hanford	13	3	3	6	12	0	0	0	87
6	Brian Langtry	16	24	26	50	155	0	7	3	59
8	Nick Carlson	12	2	9	11	13	0	0	0	50
9	Gavin Prout	16	34	57	91	122	3	7	0	107
10	Jay Jalbert	12	18	17	35	88	2	0	1	87
11	John Gallant	16	2	7	9	8	0	1	0	56
13	John Wilson	13	14	19	33	86	1	9	0	38
14	Rory Graham	8	0	2	2	2	0	0	0	19
15	Jeff Sonke	3	2	1	3	8	0	0	0	3
17	B.J. Potter	8	4	3	7	8	0	0	0	8
19	Ben Prepchuk	16	19	18	37	105	0	6	0	31
20	Scott Stapleford	16	3	9	12	12	0	0	0	26
21	Erik Miller	16	0	1	1	2	0	0	0	20
22	Gary Gait	16	55	38	93	244	5	17	3	80
23	Brad Self	9	5	24	29	41	1	1	0	60
24	Curtis Smith	12	6	13	19	36	0	0	0	28
34	Brian Reese	16	0	11	11	4	0	0	0	58
38	Gee Nash	16	0	13	13	0	0	0	0	52
71	Shawn Cable	5	1	5	6	18	0	0	0	7
77	Dave Stilley	14	1	8	9	6	0	1	0	62
Totals			223	317	540	1144	13	50	8	1082

No.	Goaltender	GP	Mins	GA	Avg	Saves	Pct.	W	L
21	Erik Miller	3	154:58	30	11.62	75	.714	2	0
38	Gee Nash	14	803:21	143	10.68	539	.790	11	3
Totals			961:52	173	10.79	614	.780	13	3



RECORD BOOK

2005 SEASON-BY-SEASON RESULTS AND STATISTICS

Third place, West Division / Record: 8-8 (Home: 5-3; Away: 3-5; Overtime: 1-0)

Date	Opponent	Result	Record	Attendance	Site
Jan. 1	Calgary	W, 12-7	1-0	16,397	Denver
Jan. 8	Arizona	L, 16-15	1-1	17,289	Denver
Jan. 22	Buffalo	W, 11-8	2-1	18,137	Denver
Jan. 29	San Jose	L, 12-10	2-2	5,107	San Jose, Calif.
Feb. 4	Calgary	L, 18-16	2-3	10,031	Calgary, Alberta
Feb. 13	Arizona	W, 13-12 OT	3-3	16,238	Denver
Feb. 18	San Jose	W, 14-6	4-3	5,512	San Jose, Calif.
Feb. 24	San Jose	W, 14-8	5-3	16,249	Denver
March 4	Anaheim	W, 13-12	6-3	3,500	Anaheim, Calif.
March 13	Calgary	L, 13-10	6-4	17,380	Denver
March 18	Philadelphia	L, 15-12	6-5	11,742	Philadelphia
March 19	Anaheim	W, 16-8	7-5	16,270	Denver
April 1	Minnesota	W, 15-9	8-5	10,054	St. Paul, Minn.
April 2	Anaheim	L, 10-6	8-6	18,326	Denver
April 9	Arizona	L, 15-12	8-7	6,735	Glendale, Ariz.
April 15	Rochester	L, 13-12	8-8	9,342	Rochester, N.Y.

No.	Player	Pos	GP	G	A	Pts	PIM	PPG	SHG	GWG	LB	Shots	SPct	SOG	FO
00	Tom Still	G	0	0	0	0	0	0	0	0	0	0	.000	0	0-0
2	Pat Coyle	D	16	2	15	17	21	0	0	0	88	9	.222	7	0-0
3	Del Halladay	F	11	11	12	23	6	1	0	0	39	85	.129	72	0-0
5	Jamie Hanford	D	16	0	7	7	45	0	0	0	63	10	.000	9	280-420
6	Brian Langtry	F	10	16	11	27	10	1	0	1	37	76	.211	55	0-0
7	Chris Prat	F	9	7	12	19	20	4	1	0	31	38	.184	29	0-0
8	Nick Carlson	F	16	6	12	18	38	0	2	1	61	28	.214	22	0-0
9	Gavin Prout	F	16	28	50	78	32	6	1	1	80	139	.201	106	3-5
10	Jay Jalbert	D	16	18	22	40	40	2	1	1	141	116	.155	88	0-0
11	John Gallant	D	16	2	9	11	23	0	1	0	67	8	.250	8	0-0
15	Jeff Sonke	F	3	0	1	1	2	0	0	0	8	9	.000	7	0-0
19	Paul Gait	F	4	6	3	9	2	3	0	0	13	25	.240	19	0-0
20	Scott Stapleford	D	14	4	12	16	19	0	0	1	23	23	.174	17	0-0
21	Erik Miller	G	1	0	0	0	0	0	0	0	0	0	.000	0	0-0
22	Gary Gait	F	16	33	48	81	4	9	0	1	81	185	.178	148	0-0
23	Brad Self	F	8	7	6	13	0	0	0	0	35	33	.212	23	0-0
24	Josh Sims	F	16	14	14	28	12	1	2	1	111	51	.275	43	0-0
28	Tom Ethington	D	9	0	1	1	8	0	0	0	23	6	.000	5	0-0
29	John McLellan	G	1	0	1	1	0	0	0	0	0	4	.000	3	0-0
	(TOTALS)		3	0	2	2	0	0	0	0	0	4	.000	3	0-0
34	Brian Reese	D	8	1	5	6	13	0	1	0	23	1	1.000	1	0-0
38	Gee Nash	G	16	0	10	10	6	0	0	0	27	0	.000	0	0-0
39	Mark Miyashita	D	10	2	7	9	12	0	0	0	33	3	.667	3	6-15
55	Chris Panos	F	9	8	15	23	10	2	0	1	30	59	.136	49	0-0
72	Randy Daly	F	2	3	1	4	0	2	0	0	3	8	.375	7	0-0
77	Dave Stille	D	15	2	3	5	31	0	0	0	49	11	.182	8	5-15
88	Dan Stroup	F	16	31	10	41	0	16	1	0	67	121	.256	96	0-0
Totals			201	287	488	372	47	10	8	1133	1065	.189	842	294-455	

No.	Goaltender	GP	Mins	GA	Avg	Saves	Pct.	W	L
00	Tom Still	5	142:24	44	18.54	81	.648	1	1
21	Erik Miller	16	811:20	177	13.09	529	.749	8	6
Totals			968:31	223	13.81	610	.732	9	7



RECORD BOOK

2006 SEASON-BY-SEASON RESULTS AND STATISTICS

Second place, West Division / Record: 10-6 (Home: 6-2; Away: 4-4; Overtime: 1-1)

Date	Opponent	Result	Record	Attendance	Site
Dec. 30	Philadelphia	L, 13-11	0-1	15,726	Denver
Jan. 7	Rochester	W, 12-11	1-1	16,850	Denver
Jan. 13	San Jose	W, 9-7	2-1	15,632	Denver
Jan. 14	San Jose	L, 10-7	2-2	6,277	San Jose, Calif.
Jan. 21	Portland	L, 12-11	2-3	9,916	Portland, Ore.
Feb. 3	Arizona	W, 18-17 OT	3-3	6,373	Glendale, Ariz.
Feb. 11	San Jose	W, 8-7	4-3	18,027	Denver
March 3	Edmonton	W, 15-10	5-3	16,732	Denver
March 11	Calgary	L, 15-14 OT	5-4	12,028	Calgary, Alberta
March 12	Portland	L, 12-11	5-5	15,247	Denver
March 18	Arizona	W, 15-11	6-5	6,420	Glendale, Ariz.
March 25	Edmonton	W, 13-7	7-5	9,527	Edmonton, Alberta
April 2	Arizona	W, 16-11	8-5	16,435	Denver
April 8	Buffalo	L, 14-12	8-6	11,895	Buffalo, N.Y.
April 14	Calgary	W, 11-8	9-6	17,698	Denver
April 15	Calgary	W, 17-7	10-6	11,884	Calgary, Alberta

No.	Player	Pos	GP	G	A	Pts	PIM	PPG	SHG	GWG	LB	Shots	SPct	SOG	FO
2	Pat Coyle	D	16	1	11	12	6	0	0	0	97	7	.143	7	0-0
3	Mike Law	F	3	2	1	3	0	1	0	0	11	9	.222	7	0-0
4	Josh Sims	F	16	12	7	19	26	2	2	1	104	62	.194	45	0-0
5	Jamie Hanford	D	16	0	7	7	24	0	0	0	73	10	.000	8	267-430
6	Brian Langtry	F	15	24	26	50	9	9	1	4	72	153	.157	120	0-0
8	Nick Carlson	F	16	14	15	29	51	3	3	2	56	43	.326	33	1-1
9	Gavin Prout	F	16	29	64	93	42	12	2	0	89	133	.218	101	1-3
10	Jay Jalbert	D	16	19	29	48	55	0	0	0	152	141	.135	112	0-0
11	John Gallant	D	15	1	6	7	23	0	1	0	77	13	.077	10	0-0
14	Andy Glen	D	2	1	0	1	6	0	0	0	6	1	1.000	1	0-0
19	Ben Prepchuk	F	15	12	19	31	10	3	0	1	38	86	.140	63	0-0
20	Scott Stapleford	D	3	1	0	1	0	0	0	0	5	5	.200	5	0-0
21	Steve Voituk	F	3	1	0	1	5	0	0	0	4	13	.077	10	0-0
25	Chris K. Gill	F	16	29	16	45	6	17	0	1	55	93	.312	74	0-0
28	Tom Ethington	D	15	3	2	5	18	1	0	0	41	8	.375	8	0-0
29	John McLellan	G	0	0	0	0	0	0	0	0	0	0	.000	0	0-0
30	Chris Levis	G	10	0	1	1	0	0	0	0	3	2	.000	1	0-0
37	Andrew Burkholder	F	6	6	7	13	0	0	1	0	15	34	.176	24	0-0
	(TOTALS)		7	6	7	13	0	0	1	0	15	35	.171	25	0-0
38	Gee Nash	G	14	1	9	10	0	0	0	0	23	4	.250	4	0-0
42	Gewas Schindler	F	4	2	3	5	6	0	0	0	3	17	.118	14	0-0
44	Dan Carey	F	16	17	45	62	2	9	0	0	80	139	.122	105	0-0
48	Rich Catton	D	16	1	6	7	24	0	0	0	68	10	.100	7	0-0
66	Matt Leveque	D	4	2	0	2	6	0	0	0	13	6	.333	5	0-0
77	Dave Stille	D	12	0	2	2	64	0	0	0	23	1	.000	1	2-4
88	Dan Stroup	F	15	22	12	34	2	12	0	1	52	117	.188	93	0-0
Totals			200	288	488	409	69	10	10	1160	1099	.182	850	271-438	

No.	Goaltender	GP	Mins	GA	Avg	Saves	Pct.	W	L
30	Chris Levis	10	292:55	4	3	56	11.47	208	.788
38	Gee Nash	14	670:51	6	3	115	10.29	425	.787
Totals			963:46	10	6	172	10.75	633	.78



RECORD BOOK

2007 SEASON-BY-SEASON RESULTS AND STATISTICS

First place, West Division / Record: 12-4 (Home: 7-1; Away: 5-3; Overtime: 2-0)

Date	Opponent	Result	Record	Attendance	Site
Dec. 30	Rochester	W, 20-15	1-0	15,670	Denver
Jan. 5	Arizona	W, 10-6	2-0	7,179	Glendale, Ariz.
Jan. 13	Buffalo	W, 11-10 OT	3-0	16,523	Denver
Jan. 19	Edmonton	W, 16-9	4-0	11,065	Edmonton, Alberta
Jan. 20	Calgary	L, 17-13	4-1	11,582	Calgary, Alberta
Jan. 25	Portland	W, 15-11	5-1	14,388	Denver
Feb. 3	Edmonton	W, 16-7	6-1	17,804	Denver
Feb. 15	Portland	W, 10-8	7-1	7,192	Portland, Ore.
Feb. 18	Calgary	W, 15-12	8-1	17,911	Denver
Feb. 24	Portland	W, 13-7	9-1	18,024	Denver
March 17	Toronto	W, 13-12	10-1	15,614	Toronto
March 24	Buffalo	L, 19-15	10-2	15,156	Buffalo, N.Y.
March 30	Arizona	L, 14-8	10-3	18,027	Denver
March 31	Minnesota	W, 11-9	11-3	10,114	St. Paul, Minn.
April 12	San Jose	W, 13-12	12-3	16,012	Denver
April 13	San Jose	L, 11-10	12-4	3,288	San Jose, Calif.

No.	Player	Pos	GP	G	A	Pts	PIM	PPG	SHG	GWG	LB	Shots	SPct	SOG	FO
2	Pat Coyle	D	13	1	3	4	4	0	1	0	61	3	.333	2	0-0
3	Mike Law	F	14	13	12	25	0	4	2	0	58	85	.153	72	0-0
4	Josh Sims	T	15	19	20	39	12	0	4	0	136	92	.207	67	1-1
5	Jamie Hanford	D	15	2	4	6	14	0	0	0	72	12	.167	7	275-416
6	Brian Langtry	F	16	31	36	67	24	13	2	1	77	232	.134	181	1-1
8	Nick Carlson	T	8	3	4	7	12	0	0	0	23	12	.250	10	0-0
9	Gavin Prout	F	16	30	59	89	32	11	2	1	85	141	.213	108	0-1
11	John Gallant	D	11	1	8	9	11	1	0	1	79	5	.200	3	0-0
13	Scott Davidson	T	1	0	0	0	0	0	0	0	2	3	.000	2	19-29
18	Nenad Gajic	T	16	13	24	37	14	1	2	1	102	39	.333	32	0-0
19	Ben Prepchuk	F	13	15	16	31	4	7	0	0	36	82	.183	65	0-0
28	Tom Ethington	D	13	0	2	2	12	0	0	0	36	10	.000	8	0-0
30	Chris Levis	G	10	0	2	2	4	0	0	0	8	0	.000	0	0-0
37	Andrew Burkholder	F	3	1	2	3	0	0	0	0	6	17	.059	12	0-0
38	Gee Nash	G	14	0	6	6	0	0	0	0	28	1	.000	1	0-0
44	Dan Carey	F	16	32	44	76	9	7	2	1	75	155	.206	112	0-0
47	Jason Bloom	T	10	2	9	11	10	0	0	0	33	15	.133	11	0-0
48	Rich Catton	D	16	0	8	8	33	0	0	0	63	3	.000	2	0-0
55	Jim Moss	T	8	3	8	11	36	0	0	1	40	10	.300	9	0-0
66	Matt Leveque	D	12	1	2	3	19	0	0	0	35	6	.167	5	0-0
72	Jordan Cornfield	F	9	9	3	12	6	1	0	1	21	43	.209	36	0-0
77	Dave Stillely	D	12	2	4	6	20	0	0	0	25	5	.400	5	1-4
85	Jamie Shewchuk	F	15	27	26	53	19	13	0	1	69	100	.270	80	0-0
94	Matt Taylor	F	4	4	4	8	8	0	0	1	7	23	.174	16	0-0
Totals				209	306	515	339	58	15	12	1187	1094	.191	846	297-452

No.	Goaltender	GP	Mins	GA	Avg	Saves	Pct.	W	L
30	Chris Levis	10	285:50	3	4	50	10.50	177	.780
38	Gee Nash	14	681:29	9	0	128	11.27	452	.779
Totals			967:19	12	4	179	11.19	629	.778



RECORD BOOK

2008 SEASON-BY-SEASON RESULTS AND STATISTICS

Second place, West Division / Record: 9-7 (Home: 6-2; Away: 3-5; Overtime: 1-0)

Date	Opponent	Result	Record	Attendance	Site
Dec. 29	Calgary	W, 10-9	1-0	17,811	Denver
Jan. 12	Edmonton	W, 14-11	2-0	17,520	Denver
Jan. 24	Portland	W, 12-11 OT	3-0	6,322	Portland, Ore.
Jan. 26	San Jose	W, 11-6	4-0	18,007	Denver
Feb. 7	Portland	W, 15-12	5-0	15,910	Denver
Feb. 15	Philadelphia	L, 15-13	5-1	17,109	Denver
Feb. 24	Calgary	L, 12-9	5-2	10,203	Calgary, Alberta
March 8	San Jose	L, 12-8	5-3	18,201	Denver
March 14	Calgary	W, 11-6	6-3	11,134	Calgary, Alberta
March 20	Portland	L, 16-15	6-4	6,182	Portland, Ore.
April 3	Rochester	W, 11-8	7-4	16,860	Denver
April 5	Buffalo	L, 12-11	7-5	16,905	Buffalo, N.Y.
April 12	N.Y. Titans	L, 14-10	7-6	6,337	New York City
April 18	Edmonton	W, 15-4	8-6	18,301	Denver
April 19	Edmonton	W, 13-8	9-6	8,142	Edmonton, Alberta
April 26	San Jose	L, 11-6	9-7	2,916	San Jose, Calif.

No.	Player	Pos	GP	G	A	Pts	PIM	PPG	SHG	GWG	LB	Shots	SPct	SOG	FO
1	Jed Prossner	F	11	14	10	24	2	0	1	0	32	101	.139	73	0-0
2	Pat Coyle	D	15	1	8	9	14	0	0	0	74	5	.200	3	0-0
4	Josh Sims	T	10	5	5	10	10	0	1	0	59	25	.200	18	0-1
6	Brian Langtry	F	14	30	33	63	21	8	0	0	58	189	.159	144	0-0
8	Nick Carlson	T	16	8	7	15	23	0	0	2	58	37	.216	25	0-0
9	Gavin Prout	F	16	25	67	92	14	8	3	0	85	171	.146	128	5-13
10	Nenad Gajic	T	16	6	18	24	8	0	0	0	121	18	.333	16	0-2
11	John Gallant	D	15	0	6	6	10	0	0	0	79	8	.000	4	0-0
16	Matt Brown	F	3	3	3	6	2	1	0	0	5	13	.231	10	0-0
20	Bruce Murray	D	16	0	4	4	24	0	0	0	73	5	.000	4	0-0
23	Chris S. Gill	T	6	0	4	4	6	0	0	0	33	6	.000	4	36-69
25	Chris K. Gill	F	5	6	7	13	4	4	1	0	11	26	.231	21	0-0
	(TOTALS)		13	18	12	30	14	10	1	1	38	77	.234	58	0-0
28	Tom Ethington	D	16	1	3	4	30	0	0	0	60	7	.143	5	0-0
30	Chris Levis	G	8	0	1	1	4	0	0	0	7	0	.000	0	0-0
38	Gee Nash	G	13	0	4	4	2	0	0	0	14	0	.000	0	0-0
43	Dylan Llord	F	3	3	2	5	2	0	0	0	8	14	.214	10	0-0
44	Dan Carey	F	11	22	27	49	0	8	1	1	68	138	.159	95	0-0
47	Jason Bloom	T	9	5	6	11	4	0	0	1	19	28	.179	24	28-60
48	Rich Catton	D	16	1	2	3	55	0	0	0	54	4	.250	4	0-0
55	Jim Moss	T	12	0	5	5	17	0	0	0	45	5	.000	3	131-259
66	Matt Leveque	D	8	0	1	1	13	0	0	0	22	4	.000	3	5-10
72	Jordan Cornfield	F	7	7	11	18	2	1	0	0	27	40	.175	29	0-0
85	Jamie Shewchuk	F	15	26	38	64	24	10	0	3	69	145	.179	111	0-0
95	Jason Wulder	F	16	21	26	47	4	13	0	2	48	89	.236	72	0-0
Totals			184	298	482	329	53	7	9	1129	1078	.171	806	205-414	

No.	Goaltender	GP	Mins	GA	Avg	Saves	Pct.	W	L
30	Chris Levis	8	322:49	2	3	54	10.04	202	.789
38	Nash, Gee	13	640:24	7	4	112	10.49	366	.766
Totals			963:13	9	7	167	10.44	568	.773



RECORD BOOK

2009 SEASON-BY-SEASON RESULTS AND STATISTICS

Fourth place, West Division / Record: 7-9 (Home: 4-4; Away: 3-5; Overtime: 0-2)

Date	Opponent	Result	Record	Attendance	Site
Jan. 9	Portland	W, 12-10	1-0	6,859	Portland, OR
Jan. 10	Portland	L, 14-5	1-1	16,987	Denver
Jan. 24	Edmonton	L, 11-9	1-2	16,734	Denver
Jan. 31	New York	W, 12-8	2-2	15,023	Denver
Feb. 7	Minnesota	W, 13-8	3-2	11,174	St. Paul, Minn.
Feb. 14	Calgary	W, 13-12	4-2	17,712	Denver
Feb. 21	San Jose	L, 14-9	4-3	5,578	San Jose, CA
Feb. 22	Edmonton	L, 10-9	4-4	7,249	Edmonton, Alberta
March 14	San Jose	W, 14-11	5-4	3,535	San Jose, CA
March 21	Calgary	L, 13-10	5-5	10,958	Calgary, Alberta
March 22	Minnesota	W, 13-11	6-5	15,594	Denver
March 28	Philadelphia	L, 17-13	6-6	11,876	Philadelphia, PA
April 3	Rochester	L, 12-8	6-7	16,834	Denver
April 4	Portland	L, 13-12 OT	6-8	7,859	Portland, OR
April 11	San Jose	L, 11-10 OT	6-9	16,189	Denver
April 17	Edmonton	W, 10-9	7-9	16,727	Denver

No.	Player	Pos	GP	G	A	Pts	PIM	PPG	SHG	GWG	LB	Shots	SPct	SOG	FO
00	Curtis Palidwor	G	5	0	2	2	0	0	0	0	0	0	.000	0	0-0
	(Totals)		14	0	3	3	0	0	0	0	0	1	.000	1	0-0
1	Jed Prossner	F	14	15	20	35	4	4	0	2	34	100	.150	71	0-0
3	Tim Booth	T	3	0	0	0	2	0	0	0	7	0	.000	0	21-54
4	Josh Sims	T	3	1	5	6	0	0	0	0	22	7	.143	5	4-6
5	Mike Ward	T	6	0	3	3	2	0	0	0	24	4	.000	2	0-0
6	Brian Langtry	F	16	38	41	79	24	10	1	1	80	236	.161	183	0-0
7	Bryan Safarik	T	16	1	10	11	30	0	0	0	98	10	.100	5	0-0
8	Nick Carlson	F	16	4	14	18	20	0	0	0	83	33	.121	26	0-0
9	Gavin Prout	F	16	26	48	74	14	7	1	1	96	147	.177	107	8-23
10	Nenad Gajic	T	5	3	2	5	2	0	0	0	32	9	.333	9	0-0
11	John Gallant	D	16	1	11	12	14	0	0	0	91	4	.250	4	0-0
14	Steve Forsythe	D	11	0	0	0	2	0	0	0	13	0	.000	0	0-0
15	Tyler Crompton	F	13	9	5	14	18	0	0	0	35	45	.200	37	39-75
20	Bruce Murray	D	9	0	4	4	11	0	0	0	41	2	.000	1	0-0
21	Gary Rosyski	F	15	15	36	51	25	7	1	1	54	137	.109	88	0-0
23	Chris Gill (va)	T	4	2	1	3	4	0	0	0	21	4	.500	4	33-80
25	Chris Gill	F	11	17	4	21	4	7	0	0	22	43	.395	33	0-0
26	Andrew Potter	F	1	1	0	1	0	0	0	0	2	3	.333	2	0-0
28	Tom Ethington	D	16	2	5	7	17	0	0	0	61	13	.154	11	0-0
30	Jeremy Ogden	G	1	0	0	0	0	0	0	0	0	0	.000	0	0-0
38	Gee Nash	G	3	0	0	0	0	0	0	0	4	0	.000	0	0-0
40	Matt Danowski	F	9	7	7	14	2	2	0	1	18	59	.119	43	0-0
	(Totals)		9	7	7	14	2	2	0	1	18	59	.119	43	0-0
41	Andrew Leyshon	G	15	0	4	4	2	0	0	0	1	0	.000	0	0-0
44	Dan Carey	F	5	5	9	14	0	0	0	0	27	50	.100	35	0-0
48	Rich Catton	D	15	0	5	5	48	0	0	0	57	3	.000	2	0-0
55	Jim Moss	T	0	0	0	0	0	0	0	0	0	0	.000	0	0-0
66	Matt Leveque	D	12	4	2	6	11	0	0	0	46	11	.364	9	83-177
85	Jamie Shewchuk	F	16	20	33	53	16	8	0	1	70	160	.125	121	0-0
Totals				172	271	443	331	45	3	7	1059	1083	.159	801	188-415

No.	Goaltender	GP	Mins	GA	Avg	Saves	Pct.	W	L
00	Curtis Palidwor	12	111:51	1	1	22	11.80	55	.696
	(Totals)	14	157:17	1	2	32	12.21	84	.724
30	Jeremy Ogden	1	1:09	0	0	0	.00	0	.000
38	Gee Nash	3	106:44	1	1	24	13.49	55	.696
41	Andrew Leyshon	16	752:06	5	7	137	10.93	468	.774
Totals				7	9	184	11.50	591	.763



RECORD BOOK

2010 SEASON-BY-SEASON RESULTS AND STATISTICS

Fifth place, West Division / Record: 4-12 (Home: 0-8; Away: 4-4; Overtime: 3-0)

Date	Opponent	Result	Record	Attendance	Site
January 9	Washington	L, 17-8	0-1	4,737	Everett
January 16	Edmonton	L, 14-13	0-2	15,178	Denver
January 22	Minnesota	W, 15-14 OT	1-2	8,648	St. Paul, Minn.
January 23	Philadelphia	W, 12-11 OT	2-2	8,201	Philadelphia
January 30	Washington	L, 12-11	2-3	15,242	Denver
February 5	Orlando	L, 12-5	2-4	13,953	Denver
February 20	Minnesota	L, 15-5	2-5	9,983	St. Paul, Minn.
February 27	Minnesota	L, 13-12	2-6	15,427	Denver
March 13	Edmonton	L, 13-9	2-7	14,566	Denver
March 26	Washington	L, 15-14	2-8	15,102	Denver
March 27	Washington	L, 12-9	2-9	5,808	Everett
April 3	Buffalo	W, 12-11 OT	3-9	16,951	Buffalo
April 9	Edmonton	W, 14-10	4-9	7,493	Edmonton
April 10	Calgary	L, 12-11	4-10	12,321	Calgary
April 16	Boston	L, 9-7	4-11	15,104	Denver
April 23	Calgary	L, 11-10	4-12	15,727	Denver

No.	Player	Pos	GP	G	A	Pts	PIM	PPG	PPA	SHG	SHA	GWG	LB	TO	CTO	S	SPct	SOG	FO
1	Prossner, Jed	F	13	25	10	35	0	5	1	0	0	0	58	0	0	111	.225	87	0-0
5	Morgan, David	D	3	0	0	0	12	0	0	0	0	0	5	0	0	0	.000	0	0-0
6	Langtry, Brian	F	16	24	41	65	6	2	12	0	0	0	68	0	0	192	.125	153	0-0
8	Carlson, Nick	T	15	3	13	16	12	0	1	0	0	1	71	0	0	15	.200	13	0-0
9	Gajic, Ilija	F	10	16	11	27	23	2	2	1	0	0	54	0	0	100	.160	81	0-1
10	Gajic, Alex	F	16	26	22	48	29	7	3	1	0	1	57	0	0	106	.245	85	0-0
11	Gallant, John	D	13	0	3	3	6	0	0	0	0	0	57	0	0	1	.000	1	0-0
14	Forsythe, Steve	D	9	0	3	3	2	0	0	0	0	0	20	0	0	1	.000	1	0-0
17	Richardson, Brad	D	14	0	4	4	18	0	0	0	0	0	77	0	0	5	.000	2	167-362
19	Gajic, Nenad	T	9	0	13	13	10	0	1	0	0	0	40	0	0	12	.000	10	0-0
20	Murray, Bruce	D	16	1	4	5	30	0	1	0	1	0	78	0	0	5	.200	5	0-0
24	McFadyen, John	D	8	0	0	0	52	0	0	0	0	0	15	0	0	1	.000	1	0-0
25	Gill, Chris	F	2	1	0	1	0	0	0	0	0	0	6	0	0	4	.250	4	0-0
26	Wilson, Matt	D	2	0	0	0	0	0	0	0	0	0	4	0	0	0	.000	0	3-4
27	Smith, Cliff	T	13	10	10	20	16	0	1	0	0	0	39	0	0	53	.189	39	10-20
28	Ethington, Tom	D	15	2	4	6	6	0	0	0	1	1	57	0	0	5	.400	5	0-0
33	Veltman, Peter	F	5	0	4	4	5	0	0	0	0	0	8	0	0	11	.000	7	11-19
48	Catton, Rich	D	14	1	5	6	11	0	0	0	1	0	42	0	0	5	.200	4	0-0
65	Floris, Jamie	F	4	2	4	6	0	0	0	0	0	0	4	0	0	7	.286	4	11-24
77	Dhaliwal, Shawn	F	1	0	2	2	0	0	0	0	0	0	1	0	0	4	.000	4	0-0
85	Shewchuk, Jamie	F	16	31	35	66	13	3	5	1	0	1	83	0	0	161	.193	123	0-0
91	Conway, Cory	F	10	9	25	34	7	3	6	0	1	0	40	0	0	62	.145	52	0-0
Totals			16	167	266	433	290	22	39	4	4	4	1043	0	0	974	.171	765	203-437

No.	Goaltender	GP	Mins	W	L	GA	GAA	SV	SV%
30	Levis, Chris	11	556:32	2	9	106	11.43	345	.765
41	Leyshon, Andrew	16	372:06	2	3	83	13.38	209	.716
00	Palidwor, Curtis	1	21:11	0	0	4	11.33	15	.789
88	Tyacke, Neil	4	17:35	0	0	6	20.47	3	.333
Totals		16	--	4	12	201	12.56	572	.740



RECORD BOOK

2011 SEASON-BY-SEASON RESULTS AND STATISTICS

Fourth place, West Division / Record: 5-11 (Home: 3-5; Away: 2-6; Overtime: 1-2)

Date	Opponent	Result	Record	Attendance	Site
January 8	Washington	L, 11-10 OT	0-1	17,029	Denver
January 15	Calgary	W, 8-7	1-1	9,346	Calgary
January 22	Philadelphia	L, 11-10	1-2	16,034	Denver
January 29	Philadelphia	L, 12-11	1-3	8,616	Philadelphia
February 5	Washington	L, 10-8	1-4	14,091	Denver
February 12	Boston	L, 11-6	1-5	8,462	Boston
February 18	Washington	L, 20-7	1-6	3,160	Everett
February 20	Minnesota	L, 12-10	1-7	15,825	Denver
March 4	Minnesota	L, 11-10 OT	1-8	13,957	Denver
March 26	Boston	W, 9-8	2-8	17,123	Denver
April 1	Edmonton	L, 14-10	2-9	7,092	Edmonton
April 2	Edmonton	W, 7-6	3-9	15,027	Denver
April 8	Calgary	L, 14-13	3-10	12,213	Calgary
April 9	Edmonton	W, 13-6	4-10	7,164	Edmonton
April 15	Calgary	W, 11-7	5-10	17,841	Denver
April 23	Minnesota	L, 12-8	5-11	9,623	Minnesota

No.	Player	Pos	GP	G	A	Pts	PIM	PPG	PPA	SHG	SHA	GWG	LB	TO	CTO	S	SPct	SOG	FO
00	Martin, Connor	F	6	2	0	2	0	0	0	0	0	0	8	6	0	32	.063	24	0-0
1	Prossner, Jed	F	9	5	12	17	2	0	3	0	0	1	23	7	2	46	.109	33	0-0
4	Crotty, Ned	F	8	1	3	4	4	0	0	0	0	0	16	4	6	17	.059	15	0-0
5	Davies, Ben	D	14	1	1	2	20	0	0	0	0	0	28	3	6	4	.250	3	0-0
6	Langtry, Brian	F	14	15	25	40	18	3	8	1	0	1	46	29	2	115	.130	79	0-0
7	Allen, Mac	D	13	2	5	7	57	0	0	0	1	0	83	6	16	9	.222	7	26-61
8	Carlson, Nick	T	15	3	6	9	27	0	0	0	0	0	40	6	6	10	.300	8	0-0
9	Prout, Gavin	F	6	3	20	23	7	2	6	0	1	0	23	19	0	51	.059	37	0-0
10	Gajic, Alex	F	14	24	24	48	0	10	8	1	0	0	52	35	3	118	.203	88	0-0
11	Gallant, John	D	16	1	3	4	35	0	0	0	0	0	81	10	8	3	.333	2	0-3
12	Park, Jarett	T	12	0	2	2	15	0	0	0	0	0	82	10	23	12	.000	10	0-0
14	Forsythe, Steve	D	15	0	0	0	2	0	0	0	0	0	27	5	2	1	.000	1	0-0
15	Campeau, Tim	F	3	0	2	2	0	0	0	0	0	0	7	6	0	12	.000	11	0-0
17	Toll, Steve	D	16	2	11	13	19	0	3	0	1	0	75	9	21	13	.154	11	3-11
17	Richardson, Brad	D	1	0	0	0	0	0	0	0	0	0	4	0	0	0	.000	0	0-0
19	Gajic, Ilija	F	15	7	6	13	28	0	0	0	0	0	101	20	19	46	.152	38	0-0
19	Gajic, Nenad	T	4	0	1	1	16	0	0	0	0	0	6	4	0	3	.000	1	0-0
24	Grant, John	F	16	36	47	83	12	9	18	2	0	2	45	52	3	267	.135	203	0-0
26	Jones, Jason	F	1	0	0	0	22	0	0	0	0	0	1	1	0	1	.000	1	0-00
27	Smith, Cliff	D	8	8	3	11	17	2	1	0	0	1	15	14	0	48	.167	36	0-0
28	Ethington, Tom	D	16	0	3	3	2	0	0	0	0	0	42	6	15	8	.000	6	0-0
44	Carey, Dan	F	12	13	22	35	0	7	6	0	1	0	26	24	3	75	.173	52	0-0
65	Floris, Jamie	F	8	3	4	7	2	0	0	0	0	0	12	8	3	23	.130	15	1-1
66	Leveque, Matt	D	16	0	2	2	4	0	0	0	0	0	36	15	3	4	.000	2	148-316
85	Shewchuk, Jamie	F	5	5	10	15	2	3	3	1	0	0	18	16	1	38	.132	27	0-0
88	Hawksbee, Ian	D	7	0	1	1	10	0	0	0	0	0	39	0	3	1	.000	1	0-0
96	Dalgarno, Joel	F	7	12	10	22	2	3	4	0	1	0	29	7	2	58	.207	45	0-0
97	Wasson-McQuigge, Josh	F	1	1	0	1	0	0	0	0	0	0	2	0	0	2	.500	1	0-0
99	McLellan, Mike	F	9	7	8	15	0	2	5	0	0	0	19	12	3	44	.159	33	0-0
Totals			16	151	236	387	353	41	92	5	8	5	1013	464	183	1061	.142	790	178-392

No.	Goaltender	GP	Mins	W	L	GA	GAA	SV	SV%
30	Levis, Chris	16	840:46	5	9	140	9.99	509	.784
35	King, Matt	15	119:38	0	2	25	12.54	69	.734
31	Blasdell, Rob	1	7:50	0	0	4	30.64	1	.200
Totals		16	--	5	11	172	10.75	579	.771



RECORD BOOK

2012 SEASON-BY-SEASON RESULTS AND STATISTICS

Second place, West Division / Record: 11-5 (Home: 5-3; Away: 6-2; Overtime: 2-0)

Date	Opponent	Result	Record	Attendance	Site
January 14	Minnesota	W, 20-14	1-0	14,106	Denver
January 20	Edmonton	W, 13-12	2-0	8,192	Edmonton
January 21	Calgary	W, 13-12 OT	3-0	9,341	Calgary
January 28	Rochester	W, 14-11	4-0	15,210	Denver
February 4	Edmonton	W, 11-7	5-0	14,055	Denver
February 18	Minnesota	W, 12-7	6-0	9,030	Minnesota
February 24	Calgary	L, 21-10	6-1	15,134	Denver
March 3	Buffalo	W, 16-13	7-1	15,845	Buffalo
March 10	Washington	W, 13-11	8-1	17,116	Denver
March 11	Washington	L, 11-8	8-2	3,919	Everett
March 23	Philadelphia	L, 13-12	8-3	14,876	Denver
March 25	Philadelphia	W, 16-15 OT	9-3	8,435	Philadelphia
March 31	Rochester	W, 16-12	10-3	5,611	Rochester
April 14	Toronto	W, 19-12	11-3	15,215	Denver
April 20	Edmonton	L, 14-11	11-4	16,201	Denver
April 28	Minnesota	L, 16-13	11-5	11,297	Minnesota

No.	Player	Pos	GP	G	A	Pts	PIM	PPG	SHG	Pt/G	PIMPG	LB	SOG	FO
1	Jed Prossner	T	9	2	4	6	11	0	0	0.67	1.22	26	17	0/0
8	Scott Stewart	T	10	5	1	6	0	1	0	0.60	0.00	44	12	65/166
9	Gavin Prout	F	14	22	61	83	26	11	0	5.93	1.86	49	78	1/1
10	Alex Gajic	F	2	0	2	2	0	0	0	1.00	0.00	2	3	0/0
11	John Gallant	D	16	0	1	1	8	0	0	0.06	0.50	48	0	0/1
12	Jarett Park	D	12	2	3	5	18	0	0	0.42	1.50	42	8	0/0
13	Mat MacLeod	T	16	10	13	23	10	0	0	1.44	0.63	66	49	15/53
14	Jordan McBride	F	11	10	10	20	0	0	0	1.82	0.00	21	27	0/0
15	Ilija Gajic	T	16	5	11	16	25	1	0	1.00	1.56	124	25	116/231
16	Adam Jones	F	16	29	47	76	8	8	0	4.75	0.50	77	97	0/0
17	Sean Pollock	F	16	26	35	61	12	9	1	3.81	0.75	61	89	0/0
19	Cameron Holding	T	16	4	4	8	12	1	0	0.50	0.75	51	13	0/0
20	Derek Hopcroft	F	11	15	11	26	4	2	1	2.36	0.36	25	54	0/0
23	Jon Sullivan	D	15	1	4	5	15	0	0	0.33	1.00	49	3	0/6
24	John Grant Jr.	F	14	50	66	116	24	19	2	8.29	1.71	57	192	0/0
37	Dan Coates	D	16	3	7	10	18	0	0	0.63	1.13	94	9	3/18
42	Rory Smith	D	16	0	2	2	35	0	0	0.00	2.19	46	2	0/8
44	Jamie Lincoln	F	16	27	19	46	4	4	0	2.87	0.25	30	74	0/0
55	Mac Allen	D	3	0	2	2	13	0	0	0.67	4.33	3	0	0/0
56	John Orsen	D	9	0	1	1	8	0	0	0.11	0.89	37	2	0/0
62	Creighton Reid	D	16	1	8	9	14	0	0	0.56	0.88	53	9	0/0
82	Joey Cupido	F	1	0	0	0	2	0	0	0.00	2.00	3	0	0/0
85	Jamie Shewchuk	F	2	2	1	3	0	0	0	1.50	0.00	4	8	0/0
88	Ian Hawksbee	D	15	3	5	8	13	0	0	0.53	0.87	72	6	0/0
Totals				288	318	535	280	56	4	39.85	-	1084	777	200/484

No.	Goaltender	GP	Mins	GA	GAA	W	L	SA	SVS	SV%
30	Chris Levis	16	939:18	192	12.26	10	4	795	603	.758
31	Tye Belanger	6	21:23	3	8.42	1	1	18	15	.833
35	Dan Lewis	10	9:40	4	24.83	0	0	14	10	.714



RECORD BOOK

2013 SEASON-BY-SEASON RESULTS AND STATISTICS

Fourth place, West Division / Record 7-9 (Home: 3-5; Away: 4-4; Overtime: 1-1)

Date	Opponent	Result	Record	Attendance	Site
January 12	Washington	L, 13-17	0-1	13,148	Denver
January 19	Calgary	W, 13-12 OT	1-1	8,221	Calgary
January 25	Calgary	L, 12-19	1-2	15,103	Denver
February 2	Minnesota	W, 15-9	2-2	16,231	Denver
February 9	Washington	L, 6-13	2-3	3,683	Washington
February 16	Edmonton	L, 7-14	2-4	17,059	Denver
February 24	Philadelphia	L, 12-14	2-5	8,606	Philadelphia
March 2	Rochester	L, 11-12	2-6	16,118	Denver
March 8	Toronto	L, 10-14	2-7	10,823	Toronto
March 9	Buffalo	W, 12-6	3-7	16,428	Buffalo
March 16	Buffalo	W, 16-13	4-7	15,511	Denver
March 23	Calgary	L, 11-12 OT	4-8	9,493	Calgary
March 30	Philadelphia	W, 10-9	5-8	15,292	Denver
April 6	Edmonton	W, 9-7	6-8	7,172	Edmonton
April 13	Minnesota	L, 12-17	6-9	17,622	Denver
April 20	Minnesota	W, 16-14	7-9	12,214	Minnesota

No.	Name	Pos	GP	G	A	PTS	Pt/G	PPG	SHG	S	SOG	SOFF	Shoot%	PIM	PIM/G	LB	TO	FT	FO	FO%
2	Casey Powell	F	6	9	23	32	5.33	3	0	48	34	14	0.188	2	0.33	18	13	1	0/0	-
4	Jaeden Gastaldo	T	7	1	2	3	0.43	0	0	4	4	0	0.250	0	0.00	17	3	2	0/0	-
9	Gavin Prout	F	11	8	33	41	3.73	1	0	67	40	27	0.119	9	0.82	33	33	1	0/0	-
10	Colton Clark	F	4	1	0	1	0.25	0	0	8	7	1	0.125	4	1.00	12	1	1	0/0	-
11	John Gallant	D	11	1	5	6	0.55	0	0	3	3	0	0.333	6	0.55	14	2	7	0/1	0
12	Jarett Park	D	10	0	0	0	0.00	0	0	3	3	0	0.000	6	0.60	38	8	8	0/0	-
13	Mat MacLeod	T	16	10	14	24	1.50	1	0	58	46	12	0.172	8	0.50	36	18	3	2/17	11.8
14	Jordan McBride	F	14	24	25	49	3.50	7	0	107	80	27	0.224	4	0.29	23	13	1	0/0	0
15	Ilija Gajic	T	12	0	6	6	0.50	0	0	26	21	5	0.000	43	3.58	77	16	14	104/275	37.8
16	Adam Jones	F	16	33	39	72	4.50	12	2	186	138	48	0.177	19	1.19	87	35	12	0/2	0
17	Sean Pollock	F	16	15	36	51	3.19	7	1	113	84	29	0.133	11	0.69	58	27	6	1/1	100.0
19	Cameron Holding	T	15	2	9	11	0.73	0	0	14	11	3	0.143	6	0.40	86	13	18	0/0	-
20	Ryan Hotaling	T	5	1	0	1	0.20	0	0	2	2	0	0.500	2	0.40	23	1	1	50/123	40.7
21	Chet Konecny	D	10	0	3	3	0.30	0	0	4	3	1	0.000	54	5.40	45	4	10	0/1	0
23	Jon Sullivan	D	10	0	3	3	0.30	0	0	3	0	3	0.000	21	2.10	31	9	2	0/3	0
24	John Grant Jr.	F	16	43	48	91	5.69	15	2	276	180	96	0.156	22	1.38	42	33	5	0/0	-
25	Eric Martin	D	5	0	0	0	0.00	0	0	8	6	2	0.000	17	3.40	17	5	5	0/0	-
30	Chris Levis	G	1	0	0	0	0.00	0	0	0	0	0	0.000	0	0.00	0	1	0	0/0	-
31	Tye Belanger	G	8	0	4	4	0.50	0	0	0	0	0	0.000	0	0.00	8	2	0	0/0	-
33	Matt Roik	G	7	0	3	3	0.43	0	0	0	0	0	0.000	12	1.71	5	3	0	0/0	-
35	Dan Lewis	G	3	0	0	0	0.00	0	0	0	0	0	0.000	0	0.00	5	0	0	0/0	-
37	Dan Coates	D	13	0	7	7	0.54	0	0	5	1	4	0.000	15	1.15	50	3	8	1/8	12.5
42	Rory Smith	D	15	0	0	0	0.00	0	0	0	0	0	0.000	51	3.40	37	2	17	0/2	0
44	Jamie Lincoln	T	14	15	10	25	1.79	4	1	63	49	14	0.238	10	0.71	31	18	5	0/0	-
55	Mac Allen	D	2	0	0	0	0.00	0	0	0	0	0	0.000	7	3.50	6	2	2	0/3	0
56	John Orsen	D	2	0	0	0	0.00	0	0	0	0	0	0.000	2	1.00	3	2	0	0/0	-
62	Creighton Reid	D	15	3	6	9	0.60	0	0	8	6	2	0.375	8	0.53	44	10	11	0/0	-
66	Richard Morgan	T	15	6	5	11	0.73	0	0	21	20	1	0.286	32	2.13	29	7	8	0/0	-
82	Joey Cupido	T	15	6	9	15	1.00	0	1	25	21	4	0.240	0	0.00	101	8	20	0/0	-
88	Ian Hawksbee	D	1	0	0	0	0.00	0	0	0	0	0	0.000	0	0.00	5	0	1	0/0	-
96	Joel Dalgarno	F	12	7	11	18	1.50	0	0	48	34	14	0.146	2	0.17	22	17	4	0/0	-
Totals				185	301	486	30.38	50	7	1102	794	308	0.168	407	25.44	1003	435	173	158/442	0.357

Stats include team shots, SOG, SOFF, PIM and TO

No.	Goaltender	GP	Mins	GA	GAA	W	L	SA	SVS	SV%
30	Chris Levis	16	939:18	192	12.26	10	4	795	603	.758
31	Tye Belanger	6	21:23	3	8.42	1	1	18	15	.833
35	Dan Lewis	10	9:40	4	24.83	0	0	14	10	.714



RECORD BOOK

2014 SEASON-BY-SEASON RESULTS AND STATISTICS

Third place, West Division / Record: 8-10 (Home: 4-5; Away: 4-5; Overtime: 2-1)

Date	Opponent	Result	Record	Attendance	Site
December 28	Edmonton	L, 13-10	0-1	15,596	Denver
January 4	Vancouver	W, 13-12	1-1	15,101	Denver
January 10	Calgary	L, 13-11	1-2	11,232	Calgary
January 11	Edmonton	L, 17-6	1-3	7,950	Edmonton
January 17	Vancouver	L, 14-13 OT	1-4	2,981	Vancouver
January 18	Buffalo	L, 16-9	1-5	14,822	Denver
January 25	Calgary	W, 14-13 OT	2-5	9,121	Calgary
February 1	Minnesota	W, 14-12	3-5	15,127	Denver
February 8	Vancouver	W, 10-9	4-5	3,614	Vancouver
February 14	Vancouver	L, 19-9	4-6	15,023	Denver
March 1	Rochester	L, 11-9	4-7	15,212	Denver
March 8	Calgary	W, 10-9 OT	5-7	17,044	Denver
March 15	Buffalo	L, 12-9	5-8	15,445	Buffalo
March 29	Philadelphia	L, 14-12	5-9	16,322	Denver
April 5	Edmonton	L, 12-11	5-10	8,275	Edmonton
April 11	Edmonton	W, 10-8	6-10	17,109	Denver
April 19	Minnesota	W, 18-12	7-10	7,961	Minnesota
April 26	Philadelphia	W, 13-12	8-10	7,783	Philadelphia

No.	Player	Pos	GP	G	A	Pts	PIM	PPG	SHG	Pt/G	PIMPG	LB	SOG	FO
4	Mann, Cameron	D	4	0	0	0	0	0	0	0.00	0.00	13	1	0-0
7	McNamara, Mike	D	9	0	1	1	11	0	0	0.11	1.22	19	2	0-0
8	Carlson, Nick	D	4	0	1	1	2	0	0	0.25	0.50	11	0	0-0
10	Clark, Colton	F	14	2	6	8	8	0	0	0.57	0.57	59	13	0-0
11	Gallant, John	D	14	0	5	5	14	0	0	0.36	1.00	41	0	0-0
14	McBride, Jordan	F	3	1	6	7	0	0	0	2.33	0.00	10	11	0-0
15	MacLeod, Mat	T	13	6	6	12	10	0	0	0.92	0.77	34	23	0-3
16	Jones, Adam	F	13	39	26	65	6	8	2	5.00	0.46	65	124	0-0
17	Pollock, Sean	F	17	23	28	51	15	4	1	3.00	0.88	46	82	0-0
19	Holding, Cameron	T	18	7	16	23	4	0	0	1.28	0.22	108	22	0-0
21	Koneczny, Chet	D	11	0	5	5	12	0	0	0.45	1.09	47	2	0-0
22	Powell, Casey	F	5	8	17	25	6	3	1	5.00	1.20	14	42	0-0
23	Iannucci, Athan	F	10	14	19	33	6	1	0	3.30	0.60	21	60	0-0
24	Grant, John	F	17	40	51	91	20	15	2	5.35	1.18	64	188	0-0
26	Westervelt, Drew	F	16	30	33	63	12	6	0	3.94	0.75	34	112	0-0
31	Belanger, Tye	G	8	0	0	0	0	0	0	0.00	0.00	7	0	0-0
37	Coates, Dan	D	18	2	14	16	14	0	0	0.89	0.78	71	9	2-4
39	Ball, Dan	D	17	4	4	8	49	0	0	0.47	2.88	29	9	0-0
41	Snider, Bob	D	18	3	6	9	10	0	0	0.50	0.56	161	16	279-494
44	Lincoln, Jamie	T	2	1	2	3	0	0	0	1.50	0.00	2	6	0-0
45	Ward, Dillon	G	18	0	10	10	2	0	0	0.56	0.11	18	0	0-0
56	Orsen, John	D	6	0	1	1	4	0	0	0.17	0.67	12	0	0-0
62	Reid, Creighton	D	15	1	8	9	8	0	0	0.60	0.53	37	7	0-0
73	Hill, Dean	F	2	1	2	3	2	0	0	1.50	1.00	2	6	0-0
82	Cupido, Joey	F	17	6	7	13	2	0	1	0.76	0.12	74	18	0-0
85	Shewchuk, Jamie	F	3	1	2	3	23	1	0	1.00	7.67	8	17	0-0
88	Decker, Jackson	T	6	1	2	3	2	1	0	0.50	0.33	8	14	0-0
96	Dalgarno, Joel	F	16	11	31	42	8	3	1	2.63	0.50	35	53	0-0
Totals			18	201	309	510	272	42	8	28.33	15.11	1050	837	281-501

No.	Goaltender	GP	Mins	GA	GAA	W	L	SA	SVS	SV%
45	Ward, Dillon	18	901:13	174	11.58	7	7	766	592	.773
31	Belanger, Tye	18	176:30	51	16.43	1	3	141	90	.638



RECORD BOOK

2015 SEASON-BY-SEASON RESULTS AND STATISTICS

Second place, West Division / Record: 9-9 (Home: 6-3; Away: 3-6; Overtime: 2-0)

Date	Opponent	Result	Record	Attendance	Site
January 3	Minnesota	W, 20-13	1-0	8,974	Minnesota
January 10	Calgary	W, 17-16 OT	2-0	15,107	Denver
January 24	Vancouver	W, 20-9	3-0	14,345	Denver
January 31	Vancouver	L, 16-13	3-1	3,516	Vancouver
February 13	Edmonton	L, 11-7	3-2	16,082	Denver
February 15	Edmonton	L, 13-7	3-3	6,904	Edmonton
February 22	New England	W, 14-12	4-3	3,711	New England
February 28	Buffalo	L, 14-11	4-4	14,669	Buffalo
March 6	Toronto	L, 17-9	4-5	14,116	Denver
March 15	Minnesota	W, 12-8	5-5	13,045	Denver
March 21	Vancouver	W, 14-11	6-5	3,678	Vancouver
March 29	Vancouver	W, 12-6	7-5	13,509	Denver
April 3	Calgary	W, 9-8 OT	8-5	15,027	Denver
April 4	Calgary	L, 14-9	8-6	9,871	Calgary
April 11	Rochester	L, 14-5	8-7	7,988	Rochester
April 17	Rochester	W, 11-10	9-7	15,621	Denver
April 18	Edmonton	L, 13-12	9-8	7,645	Edmonton
May 2	Edmonton	L, 13-10	9-9	16,239	Denver

#	PLAYERS	POS	GP	G	A	PTS	PIM	PPG	PPA	SHG	SHA	GWG	LB	TO	CTO	S	SPCT	SOG	FO
11	Gallant, John	D	6	0	1	1	4	0	0	0	0	0	18	2	7	1	.000	0	0-0
12	Flint, Cam	F	4	2	1	3	2	0	0	0	0	0	8	5	1	18	.111	10	0-0
16	Jones, Adam	F	16	51	42	93	16	14	10	1	0	0	73	36	12	247	.206	184	0-0
17	Pollock, Sean	F	9	9	18	27	21	1	1	0	1	0	33	19	2	69	.130	47	0-0
18	Hope, Robert	D	17	0	5	5	15	0	0	0	0	0	72	11	28	3	.000	2	0-0
19	Holding, Cameron	D	18	3	19	22	0	0	0	0	4	0	110	19	27	26	.115	18	0-0
23	Iannucci, Athan	F	4	4	8	12	5	0	1	0	1	0	8	11	1	26	.154	18	0-0
24	Grant, John	F	18	34	57	91	10	8	23	2	0	3	42	56	2	246	.138	170	0-0
25	Woods, Mike	D	8	0	0	0	13	0	0	0	0	0	13	0	5	1	.000	0	0-0
26	Westervelt, Drew	F	18	26	42	68	15	8	17	1	1	1	32	38	1	154	.169	108	0-0
27	Buque, Alex	G	9	0	0	0	0	0	0	0	0	0	6	0	0	0	.000	0	0-0
35	Noble, Jeremy	F	9	13	26	39	4	5	12	0	1	1	30	24	3	86	.151	65	1-3
37	Coates, Dan	D	18	1	11	12	10	0	0	0	0	0	63	12	27	15	.067	11	33-83
39	Ball, Dan	D	16	2	1	3	25	0	0	1	0	0	21	8	14	9	.222	5	2-8
41	Snider, Bob	D	14	4	2	6	12	0	0	0	1	1	119	15	9	13	.308	9	194-395
45	Ward, Dillon	G	15	0	12	12	2	0	0	0	0	0	18	0	0	1	.000	1	0-0
51	McLaughlin, Eli	F	17	15	23	38	0	4	3	0	0	2	32	24	4	89	.169	66	0-0
53	Boychuk, Zak	G	0	0	0	0	0	0	0	0	0	0	0	0	0	0	.000	0	0-0
61	Burke, Mike	F	9	6	9	15	6	0	0	0	1	0	15	8	1	38	.158	32	0-0
62	Reid, Creighton	D	18	8	7	15	15	0	0	0	1	0	83	18	20	21	.381	15	0-0
77	Codron, Tyler	D	18	1	3	4	13	0	0	0	0	0	42	5	11	3	.333	3	0-0
79	Porter, Colton	D	2	0	1	1	2	0	0	0	0	0	10	0	3	2	.000	2	3-9
82	Cupido, Joey	T	18	16	15	31	16	0	0	4	0	1	117	20	40	43	.372	37	2-4
87	Turner, Alex	F	13	13	10	23	8	3	3	0	0	0	16	34	4	68	.191	48	0-0
88	Hawksbee, Ian	D	13	0	7	7	14	0	0	0	1	0	35	1	10	3	.000	1	0-0
90	Decker, Jackson	F	5	4	7	11	8	0	1	0	0	0	7	18	3	20	.200	18	0-0
Totals:			18	212	327	539	264	43	71	9	12	9	1023	389	236	1202	.176	870	235-502

No.	Goaltender	GP	Mins	W	L	GA	GAA	SVS	SV%
45	Ward, Dillon	15	827:03	7	6	173	12.55	547	.760
27	Buque, Alex	9	256:31	2	3	40	9.36	168	.808



RECORD BOOK

2016 SEASON-BY-SEASON RESULTS AND STATISTICS

Second place, West Division / Record: 12-6 (Home: 8-1; Away: 4-5; Overtime: 2-0)

Date	Opponent	Result	Record	Attendance	Site
January 1	Georgia	W,16-15	1-0	15,090	Denver
January 9	Rochester	W,16-14	2-0	7,982	Rochester
January 16	Buffalo	W, 15-14 OT	3-0	14,125	Denver
January 23	Vancouver	W,14-5	4-0	3,626	Vancouver
January 29	Saskatchewan	L,12-10	4-1	8,624	Saskatchewan
February 6	Vancouver	L,15-7	4-2	4,066	Vancouver
February 11	Saskatchewan	W, 9-7	5-2	10,841	Denver
February 13	Calgary	W, 13-8	6-2	9,888	Calgary
February 27	Vancouver	W, 11-10	7-2	14,009	Denver
March 5	New England	W, 14-13	8-2	3,554	Denver
March 19	Calgary	L, 13-9	8-3	10,139	Calgary
March 26	Calgary	W, 13-12 OT	9-3	14,127	Denver
April 2	New England	W, 12-10	10-3	3,554	New England
April 10	Georgia	L, 17-10	10-4	3,577	Georgia
April 15	Saskatchewan	L, 11-5	10-5	11,544	Denver
April 16	Saskatchewan	L, 11-8	10-6	15,027	Saskatchewan
April 23	Toronto	W,10-5	11-6	14,122	Denver
April 29	Vancouver	W, 11-10	12-6	15,622	Denver

#	PLAYERS	POS	GP	G	A	PTS	PIM	PPG	PPA	SHG	SHA	GWG	LB	TO	CTO	S	SPCT	SOG	FO
4	Sullivan, Josh	D	11	2	3	5	6	0	0	0	0	0	42	3	7	8	.250	6	0-0
8	Downing, Greg	D	13	2	8	10	8	0	0	0	1	0	68	6	27	5	.400	3	7-20
10	Mallory, Mike	F	8	6	8	14	0	2	3	0	0	0	17	15	4	34	.176	27	0-0
15	Gajic, Ilija	D	18	8	6	14	8	0	0	0	1	0	81	13	18	34	.235	22	21-53
16	Jones, Adam	F	14	42	26	68	11	11	2	1	0	1	63	34	9	239	.176	178	0-0
17	Wardle, Chris	F	18	10	9	19	8	0	0	1	1	1	26	26	3	47	.213	34	0-0
18	Hope, Robert	D	18	1	9	10	8	0	0	0	0	1	128	13	24	3	.333	3	0-0
19	Holding, Cameron	D	18	4	7	11	8	0	0	1	0	0	124	24	19	21	.190	14	0-0
23	Gilles, Jordan	D	17	8	2	10	4	0	0	0	0	0	66	9	17	22	.364	15	0-0
24	Grant, John	F	15	30	45	75	14	8	15	2	0	2	47	35	3	194	.155	129	0-0
25	Woods, Mike	D	9	0	0	0	2	0	0	0	0	0	11	1	10	2	.000	2	0-0
27	Buque, Alex	G	11	0	1	1	0	0	0	0	0	0	3	1	0	0	.000	0	0-0
35	Noble, Jeremy	F	16	17	37	54	14	4	10	1	1	0	50	31	2	147	.116	95	1-3
37	Coates, Dan	D	16	3	6	9	25	0	0	1	2	0	66	14	24	17	.176	10	175-395
45	Ward, Dillon	G	15	0	1	1	0	0	0	0	0	0	8	0	0	0	.000	0	0-0
51	McLaughlin, Eli	F	18	21	19	40	0	9	3	0	1	2	45	34	3	108	.194	80	0-0
53	Boychuk, Zak	G	1	0	0	0	0	0	0	0	0	0	0	0	0	0	.000	0	0-0
61	Burke, Mike	F	11	8	11	19	2	1	2	0	0	1	16	13	1	54	.148	39	0-0
62	Reid, Creighton	D	18	3	8	11	4	0	0	1	1	0	88	20	26	14	.214	12	0-0
82	Cupido, Joey	D	17	2	7	9	14	0	0	1	2	0	103	14	26	29	.069	25	0-1
84	Tao, Corbyn	F	1	0	0	0	0	0	0	0	0	0	1	0	0	1	.000	0	0-3
90	Decker, Jackson	F	9	3	1	4	2	0	0	0	0	0	24	4	9	12	.250	7	0-1
94	Sweeting, Bryce	D	5	1	1	2	4	0	0	0	0	0	17	1	8	2	.500	1	0-0
98	Crawford, Callum	F	18	32	83	115	15	4	27	2	1	4	89	73	3	254	.126	180	0-0
Totals:			18	203	298	501	167	39	62	11	11	12	1183	384	243	1247	.163	882	204-476

No.	Goaltender	GP	Mins	W	L	GA	GAA	SVS	SV%
45	Ward, Dillon	16	743:20	7	3	128	10.33	511	.800
27	Buque, Alex	18	338:20	5	3	73	12.95	229	.758
53	Boychuk, Zak	2	3:40	0	0	0	.00	4	0.00



RECORD BOOK

2017 SEASON-BY-SEASON RESULTS AND STATISTICS

Fifth place, West Division / Record: 9-9 (Home: 6-4; Away: 4-5; Overtime: 1-1)

Date	Opponent	Result	Record	Attendance	Site
December 30	Buffalo	12-8	1-0	14,268	Buffalo
January 07	Vancouver	15-9	1-1	14,631	Denver
January 14	New England	10-11 OT	2-1	11,246	Denver
January 20	Calgary	14-12	2-2	12,735	Denver
January 28	Calgary	8-12	2-3	11,280	Calgary
February 04	Georgia	10-14	3-3	15,254	Denver
February 12	Vancouver	10-9 OT	4-3	3,015	Vancouver
February 18	Saskatchewan	7-8	4-4	15,037	Saskatchewan
February 26	New England	14-9	5-4	5,069	New England
March 03	Calgary	9-18	6-4	15,898	Denver
March 11	Saskatchewan	11-12 OT	6-5	15,037	Saskatchewan
March 12	Vancouver	10-6	6-6	12,008	Denver
March 17	Toronto	14-11	7-6	8,596	Toronto
March 25	Saskatchewan	11-14	8-6	15,144	Denver
April 01	Georgia	13-21	8-7	3,903	Georgia
April 15	Rochester	7-13	9-7	16,003	Denver
April 22	Vancouver	7-13	9-8	3,758	Vancouver
April 28	Saskatchewan	10-9	9-9	17,209	Denver

#	PLAYERS	POS	GP	G	A	PTS	PIM	PPG	PPA	SHG	SHA	GWG	LB	TO	CTO	S	SPCT	SOG	FO
4	Sullivan, Josh	D	11	0	3	3	4	0	0	0	0	0	33	6	3	4	0	4	0-0
8	Downing, Greg	D	18	3	7	10	18	0	0	0	1	0	81	13	28	11	0.273	7	0-0
10	Mallory, Mike	F	2	1	5	6	0	0	1	0	0	0	3	4	2	11	0.091	8	0-0
11	Stuart, Taylor	D	14	1	3	4	4	0	0	0	0	0	55	8	16	6	0.167	4	8-17
15	Gajic, Ilija	D	16	6	7	13	14	0	0	0	1	0	75	10	17	30	0.2	26	27-69
17	Wardle, Chris	F	18	19	23	42	2	3	1	2	1	0	54	38	9	91	0.209	57	0-0
18	Hope, Robert	D	18	0	10	10	14	0	1	0	3	0	122	18	28	3	0	1	0-0
19	Holding, Cameron	D	18	2	7	9	4	0	1	0	0	0	160	18	25	18	0.111	14	0-0
20	Ruest, Jacob	F	18	18	18	36	2	0	3	0	0	2	57	27	2	118	0.153	86	0-0
23	Gilles, Jordan	D	17	3	5	8	4	0	0	0	0	0	58	6	23	17	0.176	12	1-1
24	Grant, John	F	2	2	3	5	2	2	0	0	0	0	3	6	0	24	0.083	16	0-0
25	Self, Brad	T	4	3	4	7	0	0	0	0	0	0	20	7	0	15	0.2	12	0-0
27	Buque, Alex	G	5	0	0	0	0	0	0	0	0	0	3	0	0	0	0	0	0-0
28	Keogh, Stephen	F	10	14	18	32	24	2	3	0	1	1	22	15	4	100	0.14	57	0-0
35	Noble, Jeremy	F	11	18	27	45	9	7	8	1	0	0	22	22	3	128	0.141	91	1-1
37	Coates, Dan	D	17	3	2	5	18	0	0	1	0	0	48	10	29	10	0.3	8	201-372
45	Ward, Dillon	G	17	0	7	7	0	0	0	0	1	0	14	1	0	0	0	0	0-0
51	McLaughlin, Eli	F	18	29	43	72	0	9	13	0	1	1	59	37	5	156	0.186	104	0-0
80	Adams, Brent	D	8	7	7	14	0	0	1	1	0	1	18	14	1	43	0.163	33	0-0
82	Cupido, Joey	D	17	9	8	17	12	0	0	3	2	0	98	8	20	40	0.225	33	0-0
88	Greer, Zack	F	13	22	27	49	4	9	11	0	0	0	48	31	6	150	0.147	100	0-0
94	Sweeting, Bryce	D	15	0	1	1	33	0	0	0	0	0	24	8	8	1	0	0	0-0
98	Crawford, Callum	F	18	36	62	98	8	9	19	1	1	4	74	45	6	260	0.138	191	0-0
Totals:			18	196	297	493	176	41	62	9	12	9	1151	352	235	1236	0.135	864	238-460

No.	Goaltender	GP	Mins	W	L	GA	GAA	SVS	SV%
45	Ward, Dillon	18	909.05	0	3	30	10.34	92	.754
27	Buque, Alex	18	174.04	9	6	165	10.89	632	.793



RECORD BOOK

2018 SEASON-BY-SEASON RESULTS AND STATISTICS

Second place, West Division / Record: 11-7 (Home: 5-4; Away: 6-3)

Date	Opponent	Result	Record	Attendance	Site
December 8	Vancouver	W, 15-8	1-0	3,201	Vancouver
December 23	Georgia	W, 14-11	2-0	13,125	Denver
December 29	Calgary	W, 11-7	3-0	9,555	Calgary
January 13	Saskatchewan	L, 17-12	3-1	11,085	Denver
January 26	Vancouver	W, 14-13	4-1	12,016	Denver
February 2	Saskatchewan	L, 13-10	4-2	12,740	Denver
February 10	Calgary	L, 13-9	4-3	11,167	Calgary
February 18	New England	W, 19-11	5-3	5,720	New England
March 2	Georgia	W, 11-10	6-3	3,093	Georgia
March 3	Buffalo	W, 8-7	7-3	16,062	Denver
March 10	Calgary	W, 8-7	8-3	15,034	Denver
March 17	Vancouver	W, 13-10	9-3	3,013	Vancouver
March 24	Vancouver	L, 13-12	9-4	15,541	Denver
March 30	Toronto	W, 11-7	10-4	10,288	Toronto
March 31	Rochester	L, 16-14	10-5	6,228	Rochester
April 7	Saskatchewan	L, 11-8	10-6	14,971	Saskatchewan
April 14	New England	L, 10-6	10-7	15,303	Denver
April 28	Toronto	W, 19-15	11-7	15,787	Denver

#	PLAYERS	POS	GP	G	A	PTS	PIM	PPG	PPA	SHG	SHA	GWG	LB	TO	CTO	S	SPCT	SOG	FO
3	Edwards, Tim	D	18	3	3	6	12	0	0	0	0	0	94	19	20	11	0.27	10	224-436
4	Sullivan, Josh	D	18	1	0	1	4	0	0	0	0	0	33	9	10	7	0.14	4	0-0
7	Benesch, Ryan	F	18	36	57	93	6	15	22	2	0	1	96	45	7	231	0.16	150	0-0
8	Downing, Greg	D	18	1	5	6	16	0	1	0	0	0	55	11	25	11	0.09	8	0-0
11	Stuart, Taylor	D	18	1	11	12	18	0	0	0	2	0	85	9	17	9	0.11	5	6-29
16	Lee, Ryan	F	6	5	6	11	2	1	0	0	0	1	13	9	2	51	0.1	30	0-0
17	Wardle, Chris	F	16	13	20	33	8	0	0	0	1	0	39	33	1	73	0.18	53	0-0
18	Hope, Robert	D	18	1	12	13	22	0	0	0	2	0	151	17	31	5	0.2	3	0-0
20	Ruest, Jacob	F	18	22	45	67	2	4	10	0	1	2	65	27	5	129	0.17	97	0-0
23	Gilles, Jordan	D	18	3	5	8	2	1	0	2	0	0	87	10	13	20	0.15	9	0-0
25	Self, Brad	T	17	8	11	19	6	0	1	0	1	0	83	14	17	31	0.26	25	0-0
27	Carnegie, Scott	D	14	0	2	2	4	0	0	0	1	0	36	2	8	1	0	1	0-0
28	Keogh, Stephen	F	15	30	24	54	6	7	8	0	1	1	58	28	3	190	0.16	132	0-0
35	Noble, Jeremy	F	18	25	57	82	10	7	18	2	0	1	61	49	6	187	0.13	126	1-2
45	Ward, Dillon	G	17	0	12	12	2	0	0	0	5	0	15	0	0	4	0	1	0-0
51	McLaughlin, Eli	F	18	29	20	49	12	11	4	1	1	2	46	37	5	177	0.16	107	0-0
82	Cupido, Joey	D	18	16	11	27	6	0	1	5	1	2	111	16	15	41	0.39	36	0-1
88	Greer, Zack	F	15	18	23	41	6	3	9	1	1	1	47	15	4	142	0.13	88	0-0
Totals:			18	214	327	541	172	49	74	13	17	11	1233	361	202	1336	.160	898	240-484

No.	Goaltender	GP	Mins	W	L	GA	GAA	SVS	SV%
45	Ward, Dillon	18	981:41	10	6	181	11.1	645	0.78
27	Fryer, Steve	14	98:16	1	1	14	8.55	79	0.85
Totals		18	--	11	7	199	11.1	724	.78



RECORD BOOK

2019 SEASON-BY-SEASON RESULTS AND STATISTICS

Second place, West Division / Record: 11-7 (Home: 5-4; Away: 6-3)

Date	Opponent	Result	Record	Attendance	Site
December 22	San Diego	L, 17-12	0-1	13,407	Denver
January 6	Calgary	L, 11-8	0-2	11,378	Denver
January 12	Toronto	L, 11-10	0-3	11,678	Denver
January 20	Calgary	W, 12-7	1-3	11,101	Denver
January 26	Vancouver	L, 11-10 OT	1-4	6,630	Vancouver
February 2	Buffalo	L, 15-12	1-5	10,766	Buffalo
February 9	Philadelphia	W, 12-10	2-5	10,505	Philadelphia
February 16	Georgia	W, 10-8	3-5	12,598	Denver
February 22	Saskatchewan	L, 9-7	3-6	12,462	Saskatchewan
March 3	New England	L, 17-11	3-7	4,954	New England
March 9	San Diego	L, 13-10	3-8	15,951	Denver
March 16	Calgary	W, 11-9	4-8	13,946	Calgary
March 22	Vancouver	W, 11-7	5-8	5,800	Vancouver
March 23	Vancouver	W, 14-4	6-8	12,826	Denver
April 6	Saskatchewan	L, 9-7	6-9	12,841	Saskatchewan
April 12	Rochester	L, 10-9 OT	6-10	13,202	Rochester
April 19	San Diego	L, 12-7	6-11	5,121	San Diego
April 27	Saskatchewan	L, 13-8	6-12	13,860	Saskatchewan

#	PLAYERS	POS	GP	G	A	PTS	PIM	PPG	PPA	SHG	SHA	GWG	LB	TO	CTO	S	SPCT	SOG	FO
3	Edwards, Tim	D	18	0	4	4	2	0	0	0	0	0	76	8	21	8	0	6	189-353
4	Sullivan, Josh	D	12	1	1	2	2	0	0	0	0	0	28	1	8	2	0.5	2	0-0
7	St. John, John	F	0	0	0	0	0	0	0	0	0	0	0	0	0	0	0	0	0-0
11	Stuart, Taylor	D	18	5	10	15	6	1	2	0	0	1	99	15	20	23	0.217	17	0-0
16	Lee, Ryan	F	18	27	32	59	4	0	3	3	0	0	72	47	3	161	0.168	112	0-0
17	Wardle, Chris	F	18	14	19	33	2	2	4	0	1	0	46	27	9	91	0.154	52	0-0
18	Hope, Robert	D	18	1	4	5	16	0	0	0	0	0	138	12	13	5	0.2	5	0-0
20	Ruest, Jacob	F	18	14	39	53	6	1	2	0	1	0	97	34	2	155	0.09	109	0-0
23	Gilles, Jordan	D	18	3	1	4	2	0	0	0	0	0	78	11	12	23	0.13	17	0-0
25	Self, Brad	T	6	4	3	7	0	1	0	0	0	0	23	9	2	23	0.174	17	0-0
26	Vitarelli, Cory	F	6	8	6	14	0	1	2	0	0	0	19	4	3	58	0.138	45	0-0
27	Carnegie, Scott	D	18	0	0	0	25	0	0	0	0	0	50	11	15	3	0	1	0-0
35	Noble, Jeremy	F	11	5	26	31	13	1	7	0	0	0	36	21	5	95	0.053	66	0-0
37	Coates, Dan	D	18	1	10	11	10	0	0	0	0	0	68	12	18	15	0.067	11	41-91
39	Fryer, Steve	G	5	0	0	0	0	0	0	0	0	0	4	0	0	0	0	0	0-0
45	Ward, Dillon	G	17	0	9	9	0	0	0	0	2	0	16	0	0	2	0	0	0-0
51	McLaughlin, Eli	F	16	35	41	76	8	8	10	0	0	4	58	60	9	208	0.168	134	0-0
54	Lee, Steven	D	1	0	0	0	0	0	0	0	0	0	1	0	1	1	0	1	
67	Killen, Kyle	F	15	28	21	49	2	10	3	0	0	0	35	22	2	175	0.16	110	0-0
71	Wittig, Jeff	F	8	8	13	21	4	0	2	0	0	1	16	10	1	51	0.157	38	0-0
82	Cupido, Joey	T	18	3	14	17	4	0	0	0	0	0	98	13	33	20	0.15	18	0-0
86	Lintz, John	D	18	0	1	1	10	0	0	0	0	0	43	5	13	1	0	0	0-0
94	Garritano, Julian	D	8	1	0	1	0	0	0	0	0	0	19	3	8	3	0.333	2	0-0
Totals:			18	158	254	412	116	25	35	3	4	6	1120	325	198	1124	0.141	763	231-446

No.	Goaltender	GP	Mins	W	L	GA	GAA	SVS	SV%
45	Ward, Dillon	18	963:01	5	11	174	10.84	599	.775
27	Fryer, Steve	18	119:52	1	1	13	6.51	78	.857
Totals		18	--	6	12	193	10.69	677	.778



RECORD BOOK

JERSEY NUMBERS (THRU '19)

- 00** Tom Still, 2003-05
Curtis Palidwor, 2009-10
Connor Martin 2011
- 1** Jed Prossner, 2009-12
- 2** Tom Phair, 2004
Pat Coyle, 2005-08
Ray Guze, 2009
Casey Powell, 2013
- 3** Del Halladay, 2003-05
Mike Law, 2006-07
Tim Edwards, 2017-20
- 4** Tom Phair, 2003
Josh Sims, 2004-07, 2009
Ned Crotty, 2011
Jaeden Gastaldo, 2013
Cameron Mann, 2014
Josh Sullivan, 2017-20
- 5** Jamie Hanford, 2003-07
Mike Ward, 2009
David Morgan, 2010
Ben Davies, 2011
- 6 Retired**
Brian Langtry 2003-11
- 7** Chris Prat, 2005
Bryan Safarik, 2009
Chad Culp, 2010
Mac Allen, 2011
Mike McNamara, 2014
Ryan Benesch, 2018-19
- 8** Nick Carlson, 2004-11, 2014
Scott Stewart, 2012
Greg Downing, 2016-18
Brent Adams, 2019
- 9 Retired**
Gavin Prout, 2004-09, 2011-12
Ilija Gajic, 2010
- 10** Jay Jalbert, 2004-06
Nenad Gajic, 2008
Alex Gajic, 2010-12
Colton Clark, 2013-14
Mike Mallory, 2016-19
- 11** John Gallant, 2003-15
Taylor Stuart, 2017-20
- 12** Al Truant, 2003
Jarett Park, 2011-13
Cam Flint, 2015
Brody Eastwood, 2017-18
- 13** John Rosa, 2003
John Wilson, 2004
Scott Davidson, 2007
Mat MacLeod, 2012-13
Brandon Humphrey, 2018-19
- 14** Rory Graham, 2003-04
Andy Glen, 2006
Steve Forsythe, 2009-11
Jordan McBride, 2012-14
Warren Jeffrey, 2020
- 15** Jeff Sonke, 2004-05
Tyler Crompton, 2009
Tim Campeau, 2011
Ilija Gajic, 2012-13, 2016
Mat Macleod, 2014
- 16** Ted Dowling, 2003
Matt Brown, 2008
Adam Jones, 2012-16
Ryan Lee, 2018-20
- 17** Matt Shearer, 2003
Ben Prepchuk, 2003
B.J. Potter, 2004
Steve Toll, 2011
Brad Richardson, 2010-11
Sean Pollock, 2012-15
Chris Wardle, 2016-20
- 18** Nenad Gajic, 2007
Brad Richardson, 2010
Derek Malawsky, 2010
Robert Hope, 2015-20
- 19** Josh Sims, 2003
Ben Prepchuk, 2004
Paul Gait, 2005
Ben Prepchuk, 2006-07
Nenad Gajic, 2010-11
Ilija Gajic, 2011
Mike McLellan, 2011
Cameron Holding, 2012-18
- 20** Scott Stapleford, 2004-06
Bruce Murray, 2008, 2010
Derek Hopcroft, 2012
Ryan Hotaling, 2013
Jacob Ruest, 2017-20
- 21** Erik Miller, 2003-05
Steve Voituk, 2006
Gary Rosyski, 2009
Chet Koneczny, 2013-14
- 22 Retired**
Gary Gait, 2003-05
Casey Powell, 2014
- 23** Eric Seremet, 2003
Trevor Tierney, 2003
Brad Self, 2004-05
Chris S. Gill, 2009
Jon Sullivan, 2012-13
Athan Iannucci, 2014-15
Jordan Gilles, 2016-20
- 24 Retired**
John Grant, Jr., 2011-17
Curtis Smith, 2004
Josh Sims, 2005
Ryan McFadyen, 2010
- 25** Chris K. Gill, 2006, 2008-2010
Eric Martin, 2013
Mike Woods, 2015-16
Brad Self, 2016-19



RECORD BOOK

JERSEY NUMBERS (THRU '19) (CONT.)

- 26** Andrew Potter, 2009
Matthew Wilson, 2010
Jason Jones, 2011
Drew Westervelt, 2014-15
- 27** Cliff Smith, 2010-11
Alex Buque, 2015-17
Scott Carnegie, 2018-20
- 28** Tom Ethington, 2003-11
Stephen Keogh, 2017-19
- 29** John McLellan, 2005-06
- 30** Chris Levis, 2006-08, 2010-13
- 31** Tye Belanger, 2012-14
- 32** Nick Ossello, 2017-18
- 33** Peter Veltman, 2010
Matt Roik, 2013
- 34** Brian Reese, 2003-05
- 35** Dan Lewis, 2012-13
Jeremy Noble, 2015-19
- 36** Chris McKay, 2010-11
- 37** Andrew Burkholder, 2006-07
Dan Coates, 2012-20
- 38** Gee Nash, 2004-08
- 39** Mark Miyashita, 2005
Dan Ball, 2014-15
Steve Fryer, 2018-19
- 40** Matt Danowski, 2009
- 41** Bryan Cole, 2003
Andrew Leyshon, 2009-10
Bob Snider, 2014-15
- 42** Gewas Schindler, 2006
Rory Smith, 2012-13
Rowan Kelly, 2018-19
- 43** Hugh Donovan, 2003
Dylan Llord, 2008
- 44** Dan Carey, 2006-09, 2011
Jamie Lincoln, 2012-14
- 45** Dillon Ward, 2014-20
- 47** Jason Bloom, 2007-08
- 48** Rich Catton, 2006-10
- 51** Eli McLaughlin, 2015-20
- 53** Zak Boychuk, 2015-16
- 54** Steven Lee, 2019
- 55** Chris Panos, 2005
Jim Moss, 2007-08
Mac Allen, 2012-13
- 56** John Orsen, 2012-14
- 61** Mike Burke, 2015-16
- 62** Creighton Reid, 2012-17
- 65** Jamie Floris, 2010-11
- 66** Kevin Stewardson, 2003
Matt Leveque, 2006-09, 2011
Richard Morgan, 2013
- 67** Kyle Killen, 2019-20
- 71** Shawn Cable, 2004
Jeff Wittig, 2019-20
- 72** Randy Daly, 2005
Jordan Cornfield, 2007-08
Zach Herreweyers, 2017
- 73** Dean Hill, 2014
- 74** Kevin Unterstein, 2010
- 77** Dave Stille, 2003-07
Shaun Dhaliwal, 2010
Tyler Codron, 2015
Jarrod Neumann, 2018
- 79** Colton Porter, 2015
- 80** Brent Adams, 2017-18
- 82** Joey Cupido, 2012-20
- 84** Corbyn Tao, 2016
- 85** Jamie Shewchuk, 2007-12, 2014
- 87** Alex Turner, 2015
- 88** Matt Ogelsby, 2003
Dan Stroup, 2005-06
Neil Tyacke, 2010
Ian Hawksbee, 2011-13, 2015
Jackson Decker, 2014
Colton Porter, 2015
Zack Greer, 2017-18
- 90** Jackson Decker, 2015-16
- 91** Fred Jenner, 2003
Cory Conway, 2010
- 93** Quinn MacKay, 2018
- 94** Matt Taylor, 2007
Bryce Sweeting, 2016-18
Julian Garritano, 2019
- 95** Jason Wulder, 2008
- 96** Joel Dalgarno, 2011, 2013-14
- 98** Callum Crawford, 2016-17



RECORD BOOK

RETIRED NUMBERS



22 Gary Gait, 2003-05

Gait's No. 22 was retired on Dec. 30, 2005. As of that date, he had accomplished the following:

- Inducted into National Lacrosse League Hall of Fame in 2005
- Most goals in NLL history (596)
- First player in league history to score 500 career goals
- Most playoff goals in NLL history (66) in 22 postseason games
- NLL single-season goals record (61 in 2003), also held 2nd and 3rd place with 57 (1998) and 55 (1994) respectively
- NLL single-game goals record (10 on Jan. 9, 1999)
- Second-most assists in NLL history (495)
- Second-most points in NLL history (1,091)
- Fourth-most loose balls in NLL history (1,076)
- NLL Most Valuable Player a record six times, 5 were consecutive seasons (1995-99)
- NLL All-Pro a record 15 times
- NLL First-Team All-Pro a record 14 times
- NLL Rookie of the Year (1991)
- NLL Sportsmanship Award (2004 and 2005)
- NLL Championship Game Most Valuable Player (1991 and 1995)
- Won three NLL championships (Detroit Turbos, 1991; Philadelphia Wings, 1994 and 1995)



6 Brian Langtry, 2003-11

Langtry's No. 6 was retired on Jan. 14, 2012. As of that date, he had accomplished the following:

- 2003 National Lacrosse League Rookie of the Year
- Scored game-winning goal in double-overtime in franchise's first-ever game on January 3, 2003 at Pepsi Center
- Single-game franchise records for goals (9) and points (13) against the Portland Lumberjax on March 20, 2008
- Fifteen points in three postseason games during 2006 season en route to the Champion's Cup
- 2009 National Lacrosse League All-Star
- Reached the 500-point plateau
- Franchise-record 230 career goals
- Second-most career assists in franchise history (273)
- Second-most career points in franchise history (503)



RECORD BOOK

RETIRED NUMBERS (CONT.)



9 Gavin Prout, 2004-09, 2011-13

Prout's No. 9 was retired on Mar. 29, 2015. As of that date, he had accomplished the following:

- Captain of the Colorado Mammoth for six of his nine seasons with the franchise
- NLL Championship Game Most Valuable Player (2006)
- Set then-NLL record for points in a single postseason (25 in 2006)
- All-time franchise leader in career assists (459)
- Second all-time in franchise history (Mammoth all-time leader) in career points (664)
- Third all-time in franchise history (second in Mammoth history) in career goals (205)
- Fifth all-time in franchise history (second in Mammoth history) in career loose balls (647)
- Seventh all-time in NLL history with 621 career assists
- Ninth all-time in NLL history with 922 career points
- Named an NLL All-Pro five times (First Team: 2006; Second Team: 2002, 04, 07, 08)
- Scored 90+ points three times in his career
- Posted 70+ points in each of his first eight seasons in the NLL
- Named to the 2002 NLL All-Rookie Team
- One of 20 players in NLL history to eclipse 1,000 career loose balls
- Selected first overall in the 2001 NLL Entry Draft by the New York Saints



24 John Grant, Jr., 2011-17

Grant's No. 24 was retired on Mar. 24, 2018. As of that date, he had accomplished the following:

- 1st Overall Draft Pick in 1999 NLL Entry Draft
- NLL Rookie of the Year, 2000
- 2007, 2012 NLL MVP
- 2007 Champions Cup
- 2007 Champions Cup MVP
- 6-time All-Pro 1st Team (2000, 2001, 2005, 2006, 2007, 2012)
- 3- time All-Pro 2nd Team (2002, 2003, 2013)
- 2nd All-Time in Goals (668)
- 4th All-Time in Assists (778)
- 2nd All-Time in Points (1446)



NLL DIRECTORY



NATIONAL LACROSSE LEAGUE™

The Office of the Commissioner
1100 E. Hector Street, Suite 415
Conshohocken, PA 19428
212.764.1390 • www.NLL.com

Commissioner: Nick Sakiewicz (2016-present)

Deputy Commissioner & Executive Vice President, Business Affairs: Jessica Berman

Executive Vice President & Chief Revenue Officer: Kevin Morgan

Executive Vice President, Business Operations: Justin Rubino

Vice President, Lacrosse Operations: Brian Lemon

Lead Reporter: Devan Kaney

VP, Broadcast Operations: Joel Feld

Director, Digital Strategy and Marketing: Stephanie McGinley

ABOUT THE NATIONAL LACROSSE LEAGUE

- NLL Established: 1987
- Number of Seasons: 34
- Number of Teams: 13
- Number of Teams in the United States: 8
- Number of Teams in Canada: 5
- Number of Divisions: 3 (East, North and West)

EAST DIVISION

Georgia Swarm
New England Black Wolves
New York Riptide
Philadelphia Wings

NORTH DIVISION

Buffalo Bandits
Halifax Thunderbirds
Rochester Knighthawks
Toronto Rock

WEST DIVISION

Calgary Roughnecks
Colorado Mammoth
San Diego Seals
Saskatchewan Rush
Vancouver Warriors

- Championship Trophy: National Lacrosse League Cup
- Season: 18 regular-season games and three postseason rounds
- Live Internet Broadcast: B/R Live



MEDIA INFORMATION

CREDENTIALS

Requests for all credentials must go through the Mammoth communications department. Full-season credentials will be granted to media that cover the Mammoth on a regular basis. Single-game credentials will be granted to media with a written request submitted at least 48 hours prior to game time. All credentials are issued at the sole discretion of the Colorado Mammoth. Please email to Feedback@ColoradoMammoth.com.

MEDIA ENTRANCE

Members of the working media enter Pepsi Center through the media entrance located at the truck docks on the northwest side of the arena.

PRESS ROOM

The working media room is located at floor level adjacent to the press dining room. Access to the working media room is reserved for those members of the media filing reports for daily news outlets. The Mammoth will rely on members to maintain a courteous, professional atmosphere in the working media room.

PRESS SEATING

Press seating at Pepsi Center is located on the press box level.

PRESS DINING ROOM

The media dining area is located at the end of the hallway leading from the media entrance on the northwest side of Pepsi Center. Food and beverages will be available to the working media beginning two hours prior to game-time.

PHOTOGRAPHERS

Only those photographers on assignment will be allowed access to designated photography locations at floor level and in overhead positions. Photography positions will be assigned by the Colorado Mammoth.

DRESSING ROOMS

The dressing rooms will be open after the game. Requests for individual interviews must go through the Mammoth communications staff. The officials' dressing room is off-limits to the media.

INTERVIEWS

Media requesting access to players or staff for interviews must contact Ryan Ireland (Ryan.Ireland@TeamKSE.com) of the Colorado Mammoth.

MAMMOTH WEBSITE

www.ColoradoMammoth.com



COLORADO MAMMOTH

2019-20 SEASON SCHEDULE

NOVEMBER

SUN	MON	TUE	WED	THU	FRI	SAT
		HOME	AWAY		1	2
3	4	5	6	7	8	9
10	11	12	13	14	15	16
17	18	19	20	21	22	23
24	25	26	27	28	7:30 SSK	29 30

DECEMBER

SUN	MON	TUE	WED	THU	FRI	SAT
1	2	3	4	5	6	7
8	9	10	11	12	13	14
15	16	17	18	19	20	7:30 CGY
22	23	24	25	26	27	5:00 GRG
29	30	31	ALL TIMES ARE MOUNTAIN AND ARE SUBJECT TO CHANGE.			

JANUARY

SUN	MON	TUE	WED	THU	FRI	SAT
			1	2	3	7:30 VAN
						4:00 HFX
5	6	7	8	9	10	8:00 VAN
12	13	14	15	16	17	6:30 SSK
19	20	21	22	23	24	7:30 BUF
26	27	28	29	30	31	

FEBRUARY

SUN	MON	TUE	WED	THU	FRI	SAT
						8:00 SD
2	3	4	5	6	7	6:30 SSK
9	10	11	12	13	14	7:30 SD
16	17	18	19	20	21	22
23	24	25	26	27	28	7:30 PHL

MARCH

SUN	MON	TUE	WED	THU	FRI	SAT
1	2	3	4	5	6	7
5:00 ROC	8	9	10	11	12	13
15	16	17	18	19	7:30 CGY	20
22	23	24	25	26	5:30 TOR	5:30 NY
29	30	31				

APRIL

SUN	MON	TUE	WED	THU	FRI	SAT
			1	2	3	7:30 NE
						4
5	6	7	8	9	10	11
12	13	14	15	16	7:30 VAN	17
19	20	21	22	23	24	25
26	27	28	29	30		

