

THE 2020-21



MEDIA GUIDE



Scottie Scheffler

2020 Rookie of the Year
Arnold Palmer Award

Dustin Johnson

2020 FedExCup Champion

2020 Player of the Year
Jack Nicklaus Award

Table of Contents

Introduction

About the PGA TOUR	1:001
FedExCup Overview	1:002
TOUR History & Chronology	1:003
Board of Directors	1:004
Player Advisory Council	1:005
About the Commissioner	1:006
Executive Leadership	1:007

Players

Priority Rankings	2:001
Rookies	2:002
International	2:003
Player Table of Contents	2:004

Tournaments

Tournament Schedule	3:001
---------------------	-------

FedExCup

Final FedExCup Regular Season Standings	4:001
Final FedExCup Standings	4:002
FedExCup Points Distribution	4:003
FedExCup Playoffs Summaries	4:004

All-Time Records

Scoring	5:001
Wins and Finishes	5:002
Major Championships	5:003
Playoffs	5:004
Age	5:005
Leads	5:006
Cuts	5:007
Holes-in-One	5:008
Money	5:009
Official World Golf Ranking	5:010
Firsts	5:011
Weather & Tournament Finishes	5:012
All-Time Facts & Figures	5:013

Statistics

Tournament Winners Summary	6:001
Player Performance Chart	6:002
Toughest Holes	6:003
Toughest Courses	6:004

Awards

All Awards	7:001
------------	-------

SECTION 1

INTRODUCTION



THE 2020-21



MEDIA GUIDE

About the PGA TOUR

Mission

By showcasing golf's greatest players, we engage, inspire and positively impact our fans, partners and communities worldwide.

Headquarters

112 PGA TOUR Boulevard
Ponte Vedra Beach, FL 32082
Phone: 904-285-3700

Commissioner

Jay Monahan (since January 2, 2017)

Overview

The PGA TOUR is the world's premier membership organization for touring professional golfers, co-sanctioning more than 130 tournaments on the PGA TOUR, PGA TOUR Champions, Korn Ferry Tour, PGA TOUR Latinoamérica, Mackenzie Tour-PGA TOUR Canada and PGA TOUR Series-China.

The modern-day PGA TOUR was formed in 1968 when a subset of touring professionals broke away from the PGA of America.

Eligibility

Each PGA TOUR player has earned a position on the priority-ranking system that is used to select full-field open tournaments.

Membership

PGA TOUR members hail from around the globe. In 2020-21, there are 94 active international members from 29 countries and territories outside the United States.

IMPACT

Through the world of golf, the PGA TOUR, backed by its network of volunteers, drives positive impact at unprecedented levels to support and improve local communities. The PGA TOUR and its tournaments have donated close to \$3 billion to date to support local organizations.

PGA TOUR Schedule

The 2020-21 PGA TOUR Schedule includes 50 official FedExCup tournaments, in addition to the men's Olympic Golf competition. Made up of 47 official events, the FedExCup Regular Season runs from the 2020 Safeway Open through the 2021 Wyndham Championship. The FedExCup Playoffs feature three events, culminating with the crowning of the FedExCup Champion Labor Day weekend in 2021.

- Official PGA TOUR events each award 500 FedExCup points to first place
- THE PLAYERS Championship, Masters Tournament, PGA Championship, U.S. Open and The Open Championship will award 600 FedExCup points to first place
- Each of the four World Golf Championships events and The Genesis Invitational, Arnold Palmer Invitational presented by Mastercard, and the Memorial Tournament presented by Nationwide will award 550 FedExCup points to first place
- Additional events (played the same week as a major or World Golf Championships event) will award 300 FedExCup points to first place
- The first two FedExCup Playoffs events award 2,000 points to the winner (quadruple points of Regular Season events), while the Playoffs Finale, the TOUR Championship, features a strokes-based system (FedExCup Starting Strokes)

FedExCup

The 2020-21 PGA TOUR Season marks the 15th edition of the FedExCup, a season-long points competition offering unprecedented bonus money and the distinction of becoming the FedExCup champion. TOUR members earn FedExCup points based on their finish at each tournament, with an emphasis placed on wins and high finishes. The FedExCup champion is crowned at the conclusion of the FedExCup Playoffs finale, the TOUR Championship.

FedExCup Playoffs

The FedExCup Playoffs features a progressive cut over three events. Aside from the coveted FedExCup trophy, players compete for their share of \$60 million total in bonus money. The first two Playoffs events award 2,000 points to the winner (quadruple points of Regular Season events), while the Playoffs Finale, the TOUR Championship, features a strokes-based system (FedExCup Starting Strokes). The player with the lowest total score will win the FedExCup and be credited with an official victory in the TOUR Championship competition.

THE NORTHERN TRUST

Liberty National Golf Club
Jersey City, New Jersey
125 players

BMW Championship

Caves Valley Golf Club
Owings Mills, Maryland
70 players

TOUR Championship

East Lake Golf Club
Atlanta, Georgia
30 players

Bonus Money for the FedExCup (\$60 million)

\$15 million for first place, \$5 million for second, \$4 million for third, \$3 million for fourth and \$2.5 million for fifth

Awards

The PGA TOUR recognizes the following awards: FedExCup, Jack Nicklaus Award (Player of the Year), Arnold Palmer Award (Rookie of the Year), Byron Nelson Award (scoring average), Payne Stewart Award, Courage Award, Lifetime Achievement Award, Tournament of the Year, Volunteer of the Year and Charity of the Year.

FedExCup Overview

Established in 2007, the FedExCup is a season-long points competition offering unprecedented bonus money and culminating with the FedExCup Playoffs in August. Players vie to become the FedExCup Champion, which distinguishes the one player who not only performs well during the FedExCup Regular Season, but also excels through the pressure of the FedExCup Playoffs. Players to hoist the FedExCup trophy include Tiger Woods (2007 and 2009), Vijay Singh (2008), Jim Furyk (2010), Bill Haas (2011), Brandt Snedeker (2012), Henrik Stenson (2013), Billy Horschel (2014), Jordan Spieth (2015), Rory McIlroy (2016 and 2019), Justin Thomas (2017), Justin Rose (2018) and Dustin Johnson (2020).

FedExCup Regular Season

The 2020-21 FedExCup Regular Season features 47 official FedExCup events beginning with the 2020 Safeway Open and running through the 2021 Wyndham Championship. TOUR members earn FedExCup points based on their finish at each tournament, with an emphasis placed on wins and high finishes.

FedExCup Points Distribution

- Official PGA TOUR events each award 500 FedExCup points to first place
- THE PLAYERS Championship, Masters Tournament, PGA Championship, U.S. Open Championship and The Open Championship will award 600 FedExCup points to first place
- Each of the four World Golf Championships events and The Genesis Invitational, Arnold Palmer Invitational presented by Mastercard, and the Memorial Tournament presented by Nationwide will award 550 FedExCup points to first place
- Additional events (played the same week as a major or World Golf Championship) will award 300 FedExCup points to first place

FedExCup Points are awarded by finish position as defined in the point distribution tables. Limited field events during the FedExCup competition will not redistribute the points for places that do not play. For example, if the Sentry Tournament of Champions has a field of 30 players, the points awarded will be based on the points that would be awarded to each individual position in a full-field event from positions 1 to 30. This will result in the points that would have otherwise been awarded from positions 31–65 in a regular event not being awarded in the tournament.

Another example is the World Golf Championships–Dell Technologies Match Play, a 64-player field. In this limited-field event, points for positions 65 and beyond would not be awarded.

FedExCup Playoffs

At the conclusion of the season, the top 125 players in the FedExCup standings will be eligible to play in the FedExCup Playoffs, a series of three events over the month of August (prior to 2019, the FedExCup Playoffs included four events). Points earned during the FedExCup Regular Season carry over to the first two Playoffs events. Players will compete in the FedExCup Playoffs for their share of the \$60 million total in bonus money, with the FedExCup Champion taking home \$15 million.

The FedExCup Playoffs feature a progressive cut, with fields of 125 for THE NORTHERN TRUST (Liberty National Golf Club, Jersey City, New Jersey), 70 for the BMW Championship (Caves Valley Golf Club, Owings Mills, Maryland) and 30 for the TOUR Championship (East Lake Golf Club, Atlanta, Georgia), where the FedExCup Champion will be determined. In the event an eligible player is unable or chooses not to play, the field will be shortened and no alternates will be added. Points from the missing positions will not be awarded.

THE NORTHERN TRUST will cut the field to low 65 and ties after 36 holes, while the BMW Championship and TOUR Championship are no-cut events.

The first two Playoffs events award 2,000 points to the winner (quadruple points of Regular Season events), while the Playoffs Finale, the TOUR Championship, features a strokes-based system (FedExCup Starting Strokes) instituted for the first time in 2019. The player with the lowest total score will win the FedExCup and be credited with an official victory in the TOUR Championship competition.

The FedExCup points leader after the first two Playoffs events will begin the TOUR Championship at 10-under par. The No. 2 player will start at 8 under. The No. 3 player starts at 7 under; the No. 4 player starts at 6 under; the No. 5 player starts at 5 under. Players 6-10 start at 4 under; players 11-15 start at 3 under; players 16-20 start at 2 under; players 21-25 start at 1 under; and players 26-30 start at even par.



What you need to know

- The 2020-21 PGA TOUR Season marks the 15th edition of the FedExCup
- The FedExCup is a season-long points competition which culminates with the FedExCup Playoffs, a series of three events to determine the FedExCup Champion
- The top 125 players in the FedExCup standings are eligible for the FedExCup Playoffs with the three events featuring a progressive cut with fields of 125, 70 and 30
- The FedExCup Playoffs finale, the TOUR Championship, features FedExCup Starting Strokes, a staggered, strokes-based system which represents the final FedExCup standings, recognizing players for their Regular Season performance, as well as their play in the first two FedExCup Playoffs events
- The total bonus pool for the FedExCup Playoffs is \$60 million, with the FedExCup Champion earning \$15 million



At the TOUR Championship, the player with the lowest aggregate score over 72 holes when combined with his FedExCup Starting Strokes will win the TOUR Championship and also be crowned FedExCup Champion. The TOUR Championship win will be considered an official victory and the FedExCup Champion will also earn a bonus of \$15 million and a five-year PGA TOUR exemption.

Other Notes

FedExCup points are distributed to players earning official money. Only players who are PGA TOUR Members or become members during the season will be listed on the FedExCup Points List. Special Temporary Members and Non-Members who earn FedExCup points will not appear on the FedExCup Points List, but will be tracked on a Non-Member FedExCup Points List. Amateurs will not be eligible to earn FedExCup points.

Points won by Non-Members and Special Temporary Members who subsequently become PGA TOUR Members during the season will be counted on the FedExCup Points List, along with any FedExCup Points earned as a Non-Member (excluding those won at World Golf Championships events as a Non-Member).

FedExCup Starting Strokes for TOUR Championship

TOUR Championship Seed	FedExCup Starting Strokes
1	-10
2	-8
3	-7
4	-6
5	-5
6-10	-4
11-15	-3
16-20	-2
21-25	-1
26-30	Even

Points Breakdown for the PGA TOUR Season

Position	PGA TOUR Events	WGC Events, Genesis, API & Memorial	Majors	Additional Events	FedExCup Playoffs
1	500.000	550.000	600.000	300.000	2000.000
2	300.000	315.000	330.000	165.000	1200.000
3	190.000	200.000	210.000	105.000	760.000
4	135.000	140.000	150.000	80.000	540.000
5	110.000	115.000	120.000	65.000	440.000
6	100.000	105.000	110.000	60.000	400.000
7	90.000	95.000	100.000	55.000	360.000
8	85.000	89.000	94.000	50.000	340.000
9	80.000	83.000	88.000	45.000	320.000
10	75.000	78.000	82.000	40.000	300.000
11	70.000	73.000	77.000	37.500	280.000
12	65.000	69.000	72.000	35.000	260.000
13	60.000	65.000	68.000	32.500	240.000
14	57.000	62.000	64.000	31.000	228.000
15	55.000	59.000	61.000	30.500	220.000
16	53.000	57.000	59.000	30.000	212.000
17	51.000	55.000	57.000	29.500	204.000
18	49.000	53.000	55.000	29.000	196.000
19	47.000	52.000	53.000	28.500	188.000
20	45.000	51.000	51.000	28.000	180.000
21	43.000	48.733	48.733	26.756	172.000
22	41.000	46.467	46.467	25.511	164.000
23	39.000	44.200	44.200	24.267	156.000
24	37.000	41.933	41.933	23.022	148.000
25	35.500	40.233	40.233	22.089	142.000
26	34.000	38.533	38.533	21.156	136.000
27	32.500	36.833	36.833	20.222	130.000
28	31.000	35.133	35.133	19.289	124.000
29	29.500	33.433	33.433	18.356	118.000
30	28.000	31.733	31.733	17.422	112.000
31	26.500	30.033	30.033	16.489	106.000
32	25.000	28.333	28.333	15.556	100.000
33	23.500	26.633	26.633	14.622	94.000
34	22.000	24.933	24.933	13.689	88.000
35	21.000	23.800	23.800	13.067	84.000
36	20.000	22.667	22.667	12.444	80.000
37	19.000	21.533	21.533	11.822	76.000
38	18.000	20.400	20.400	11.200	72.000
39	17.000	19.267	19.267	10.578	68.000
40	16.000	18.133	18.133	9.956	64.000
41	15.000	17.000	17.000	9.333	60.000
42	14.000	15.867	15.867	8.711	56.000
43	13.000	14.733	14.733	8.089	52.000
44	12.000	13.600	13.600	7.467	48.000
45	11.000	12.467	12.467	6.844	44.000
46	10.500	11.900	11.900	6.533	42.000
47	10.000	11.333	11.333	6.222	40.000
48	9.500	10.767	10.767	5.911	38.000
49	9.000	10.200	10.200	5.600	36.000
50	8.500	9.633	9.633	5.289	34.000

Position	PGA TOUR Events	WGC Events, Genesis, API & Memorial	Majors	Additional Events	FedExCup Playoffs
51	8.000	9.067	9.067	4.978	32.000
52	7.500	8.500	8.500	4.667	30.000
53	7.000	7.933	7.933	4.356	28.000
54	6.500	7.367	7.367	4.044	26.000
55	6.000	6.800	6.800	3.733	24.000
56	5.800	6.573	6.573	3.609	23.200
57	5.600	6.347	6.347	3.484	22.400
58	5.400	6.120	6.120	3.360	21.600
59	5.200	5.893	5.893	3.236	20.800
60	5.000	5.667	5.667	3.111	20.000
61	4.800	5.440	5.440	2.987	19.200
62	4.600	5.213	5.213	2.862	18.400
63	4.400	4.987	4.987	2.738	17.600
64	4.200	4.760	4.760	2.613	16.800
65	4.000	4.533	4.533	2.489	16.000
66	3.800	4.307	4.307	2.364	15.200
67	3.600	4.080	4.080	2.240	14.400
68	3.400	3.853	3.853	2.116	13.600
69	3.200	3.627	3.627	1.991	12.800
70	3.000	3.400	3.400	1.867	12.000
71	2.900	3.287	3.287	1.804	11.600
72	2.800	3.173	3.173	1.742	11.200
73	2.700	3.060	3.060	1.680	10.800
74	2.600	2.947	2.947	1.618	10.400
75	2.500	2.833	2.833	1.556	10.000
76	2.400	2.720	2.720	1.493	9.600
77	2.300	2.607	2.607	1.431	9.200
78	2.200	2.493	2.493	1.369	8.800
79	2.100	2.380	2.380	1.307	8.400
80	2.000	2.267	2.267	1.244	8.000
81	1.900	2.153	2.153	1.182	7.600
82	1.800	2.040	2.040	1.120	7.200
83	1.700	1.927	1.927	1.058	6.800
84	1.600	1.813	1.813	0.996	6.400
85	1.500	1.700	1.700	0.933	6.000
86	1.450	1.650	1.650	0.880	5.800
87	1.400	1.600	1.600	0.830	5.600
88	1.350	1.550	1.550	0.780	5.400
89	1.300	1.500	1.500	0.730	5.200
90	1.250	1.450	1.450	0.680	5.000
91	1.200	1.400	1.400	0.630	4.800
92	1.150	1.350	1.350	0.580	4.600
93	1.100	1.300	1.300	0.530	4.400
94	1.050	1.250	1.250	0.480	4.200
95	1.000	1.200	1.200	0.430	4.000
96	0.950	1.150	1.150	0.380	3.800
97	0.900	1.100	1.100	0.330	3.600
98	0.850	1.050	1.050	0.280	3.400
99	0.800	1.000	1.000	0.230	3.200
100	0.750	0.950	0.950	0.180	3.000

PGA TOUR History

Certainly, professionals have competed against each other from the earliest days of the game in the United States.

In 1895, 10 professional golfers and one amateur played in the first U.S. Open in Newport, Rhode Island. Shortly thereafter, tournaments began to pop up across the country, including the Western Open in 1899. But this was not “tour” golf. The events lacked continuity.

Interest in the game, however, continued to grow. American professionals were rapidly improving. When John McDermott became the first American-born player to win the U.S. Open in 1911, interest in the game blossomed. That interest became enthusiasm in 1913 when Englishmen Harry Vardon and Ted Ray, the world’s best players, came to the United States to play an exhibition tour and compete in the U.S. Open. When 20-year-old amateur Francis Ouimet defeated the pair in a playoff at Brookline, Massachusetts, golf became front-page news and a game for everyone.

In the early 1920s, a series of tournaments was held on the West Coast, in Texas and Florida. These events were held in the winter, and the golfers played their way east and up to Pinehurst, North Carolina, in the spring. By the middle of the decade, the tour was doing relatively well—offering \$77,000 in total prize money.

The first “playing professionals” organization was formed in 1932. Two years earlier, Bob Harlow had been named manager of the PGA Tournament Bureau. The tour became more structured following World War II and grew rapidly in the late 1950s and early 1960s. When the combination of Arnold Palmer, televised golf and President Dwight D. Eisenhower arrived on the scene in the late 1950s, the eyes of the world were on golf. This exposure inspired millions to try the game and made superstars of golf’s greats like Palmer, Jack Nicklaus and Gary Player.

Most golf historians trace the “formal” beginning of the PGA TOUR to late 1968, when the “Tournament Players Division” split from the PGA of America and hired Joe Dey as its first commissioner. That organization became the modern-day PGA TOUR. Dey served from early 1969 through February 28, 1974, and was succeeded by four-time PGA TOUR winner Deane R. Beman on March 1, 1974.

During Beman’s administration, the value of tournament purses escalated at an unprecedented rate. PGA TOUR assets grew from \$730,000 in 1974 to more than \$200 million, and total revenues increased from \$3.9 million to \$229 million in 1993. The TOUR also moved its headquarters from Washington, D.C., to Ponte Vedra Beach, Florida, where in 1980, it introduced the era of stadium golf with the opening of TPC Sawgrass, which would become the permanent home of THE PLAYERS Championship in 1982.

Tim Finchem became the TOUR’s third commissioner, on June 1, 1994 and served through December 31, 2016. During his 22 years in office, Finchem was instrumental in expanding the TOUR’s international footprint, growing earnings opportunities for PGA TOUR members and introducing events such as the Presidents Cup (1994), the World Golf Championships (1999) and the season-long FedExCup race (2007). Charity was also a significant focus of Finchem’s tenure as commissioner. In January 2014, the TOUR and its tournaments reached the \$2-billion milestone in charitable contributions, with \$1 billion of that total raised since 2006.

Jay Monahan took office as the fourth commissioner of the PGA TOUR on January 1, 2017. Monahan joined the PGA TOUR in 2008 as Executive Director of THE PLAYERS Championship, and prior to being appointed commissioner, ascended to the position of Deputy Commissioner on April 1, 2014, with Chief Operating Officer added to his title on April 1, 2016.

The competitive scope of the PGA TOUR is also much broader today. The PGA TOUR schedule has continued to expand both domestically and internationally, and the season-long FedExCup competition enters its 15th season in 2020-21, having crowned golf’s top players including Tiger Woods (2007 and 2009), Jordan Spieth (2015), Rory McIlroy (2016, 2019), Justin Thomas (2017) and most recently, Dustin Johnson in 2020. For the first time since 1904, golf took part in the Summer Olympics Games with its return celebrated in Rio in 2016. And in addition to PGA TOUR Champions and the Korn Ferry Tour, the TOUR has increased playing opportunities across all levels globally with three international Tours – PGA TOUR Latinoamérica, Mackenzie Tour-PGA TOUR Canada and PGA TOUR Series-China – and in June 2020, the TOUR launched PGA TOUR University, a program designed to create a pathway for the top four-year NCAA golfers into the professional ranks.

Like the rest of the world, the golf industry was thrown off its axis with the arrival of the COVID-19 global pandemic in the early months of 2020. Following a 12-week hiatus, with cancellations and postponements across all Tours, the PGA TOUR championed the Return to Golf, and on June 11, 2020, the TOUR became one of the first sports leagues to return to competition with the opening tee shots at the Charles Schwab Challenge in Fort Worth, Texas. Working with leading golf organizations, and with its title sponsors, host organizations and media partners, the PGA TOUR announced a reimagined schedule, which saw the completion of the 2019-20 FedExCup Season, and set up the 2020-21 campaign, of which would become a super season of 50 events, with more significant events than ever before – including two playings of the U.S. Open and Masters Tournament, as well as the Olympic Games.



Chronology

1899	Inaugural Western Open (won by Willie Smith) played at Glenview (Ill.) Golf Club
1900	Harry Vardon tour of United States generates widespread interest in game
1913	Francis Ouimet captures U.S. Open playoff with Harry Vardon and Ted Ray
1914	Walter Hagen wins first of 11 major titles in U.S. Open at Midlothian Country Club outside Chicago
1916	PGA of America formed; Jim Barnes wins first PGA Championship over Jock Hutchison at Siwanoy Country Club in Bronxville, N.Y.
1922	Gene Sarazen (age 20) wins U.S. Open (Skokie Country Club in Glencoe, Ill.) and PGA Championship (Oakmont Country Club in Oakmont, Pa.), becoming first to hold both titles at once
1926	Los Angeles Open offers \$10,000 purse
1927	First Ryder Cup matches played in Massachusetts, won by United States at Worcester Country Club
1930	Bob Harlow named manager of PGA Tournament Bureau and broaches idea of year-round tournament circuit; raises annual purse money on the TOUR from \$77,000 to \$130,000 in first year on job; instrumental in creating volunteer system by which TOUR functions to this day; Code of conduct drawn up
1931	Golf Ball and Golf Club Manufacturers Association puts up \$5,000 to support sponsors during 1931-32 winter swing
1932	"Playing Pros" organization formed, pre-dating by 36 years formation of current PGA TOUR organization
1933	Hershey Chocolate Company, at least unofficially, becomes first corporate sponsor on PGA TOUR with Hershey Open
1934	Group of players meets to discuss possibilities of year-round tournament circuit; Horton Smith wins first Masters at Augusta National Golf Club; leading money-winner for year, Paul Runyan, earns \$6,767
1935	Babe Didrikson Zaharias is the first woman to play in a PGA TOUR event, as a sponsor exemption in The Cascades Open
1937	First Bing Crosby Pro-Am/"Clambake" played at San Diego's Rancho Santa Fe Country Club; Sam Snead becomes nationally recognized figure in golf by winning Oakland Open
1938	Palm Beach Invitational makes first TOUR contribution to charity, \$10,000
1945	Byron Nelson captures 11 consecutive tournament starts, seven other official events and one unofficial, a total of 19 wins in one year; voted 1945 Associated Press Male Athlete of Year; Tam O'Shanter All-American offers \$60,000 purse
1947	U.S. Open televised live in St. Louis area
1949	Ben Hogan critically injured in head-on collision of his automobile with Greyhound bus in rural Texas
1950	Ben Hogan returns to competitive golf in Los Angeles Open, starting with 2-under-par 34 on his front nine and eventual 280 total tied by Sam Snead; loses playoff eight days later
1953	Ben Hogan wins three major championships: the Masters, U.S. Open and the only Open Championship he ever played; Lew Worsham wins first PGA TOUR event to appear live on national television, Tam O'Shanter World Championship; Golf's "color barrier" broken with PGA constitutional amendment allowing for "Approved Entries," non-members who could play in tournaments if invited by sponsors
1954	USGA begins to televise U.S. Open for national audience
1955	World Championship of Golf offers first \$100,000 purse in TOUR history
1956	Masters Tournament televised for the first time
1957	"All-Star Golf," first series of matches between pros filmed for television, debuts
1961	Caucasians-only clause stricken from PGA of America constitution; tournament golf officially integrated
1962	"Shell's Wonderful World of Golf" begins nine-year run
1965	Inaugural Qualifying Tournament held at PGA National Golf Club in Palm Beach Gardens, Fla.; John Schlee first medalist
1968	Association of Professional Golfers (APG), an autonomous tournament players' organization, forms in breakaway from PGA. As compromise, Tournament Players Division of PGA forms under aegis of 10-man policy board late in year
1969	Joe Dey becomes first Commissioner of Tournament Players Division
1974	Deane Beman succeeds Joe Dey as Commissioner on March 1; Jack Nicklaus captures inaugural PLAYERS Championship at Atlanta Country Club
1977	Al Geiberger records first sub-60 round in PGA TOUR history on June 10, a 59 in Danny Thomas Memphis Classic at Colonial Country Club
1978	First Legends of Golf played at Onion Creek Country Club in Austin, Texas, the precursor of the Champions Tour
1979	PGA TOUR Headquarters relocated from Washington, D.C. to Ponte Vedra Beach, Fla.
1980	Senior PGA Tour organized with two tournaments; First TPC opens, the TPC Sawgrass in Ponte Vedra Beach, Fla.

Chronology

1983	All-Exempt TOUR put in place, virtually eliminating Monday qualifying; top 125 players exempt; Tournament Players Series (TPS) begins three-year run; PGA TOUR Pension Program begins
1985	PGA TOUR Productions created
1986	Panasonic Las Vegas Invitational offers first \$1-million purse in PGA TOUR history
1987	PGA TOUR surpasses \$100 million in charitable contributions
1988	30 players compete at Pebble Beach for \$2 million in Nabisco Championships, predecessor of THE TOUR Championship
1990	Ben Hogan Tour, now known as the Korn Ferry Tour, is formed
1991	Chip Beck matches Geiberger's 1977 feat on October 11, carding a 59 at Sunrise Golf Club during Las Vegas Invitational
1992	PGA TOUR surpasses \$200 million in charitable contributions
1993	The PGA TOUR boasts a record five \$1-million winners
1994	Tim Finchem succeeds Deane Beman as Commissioner on June 1; United States wins inaugural Presidents Cup, defeating Internationals, 20-12, at Robert Trent Jones Golf Club
1995	World Cup of Golf, the first major international golf competition held in the People's Republic of China, is played at Mission Hills Golf Club
1996	Golf's five world-governing bodies join to create International Federation of PGA Tours; U.S. edges Internationals in second Presidents Cup; PGA TOUR charity donations top \$300 million
1997	Start of World Golf Championships in 1999 announced; World Golf Federation initiative The First Tee announced
1998	Johnny Miller and Nick Faldo inducted into World Golf Hall of Fame as part of World Golf Village opening ceremonies; International team wins first Presidents Cup played outside U.S. at Royal Melbourne in Australia
1999	David Duval becomes third player to shoot 59; U.S. stages most dramatic Ryder Cup comeback, rallying from 10-6 deficit on final day for 14 1/2-13 1/2 win over Europe
2000	Tiger Woods wins nine titles, including the completion of six consecutive victories early in the year, and is first player since Ben Hogan in 1953 to win three majors in same year; joins Hogan, Gene Sarazen, Gary Player and Nicklaus as winners of career Grand Slams
2001	World Golf Championships-American Express Championship and Tampa Bay Classic canceled in show of respect for victims of Sept. 11 terrorist atrocities; Ryder Cup switches to 2002 and Presidents Cup to 2003 in wake of those attacks
2002	Tiger Woods wins the Masters and U.S. Open, the first man to capture the first two major championships of the year since Nicklaus in 1972
2003	Tiger Woods wins a season-high five times and has the lowest-stroke average on TOUR for a fifth consecutive season. Vijay Singh wins four times and captures his first money title. Annika Sorenstam and Suzy Whaley become the first women to play in a TOUR event in 58 years. The Presidents Cup in South Africa ends in a tie with the teams sharing the Cup
2004	Player of the Year Vijay Singh wins a season-high nine times, becomes the first player to surpass \$10 million in earnings in a season (\$10,905,166) to garner the Arnold Palmer Award and captures the Byron Nelson Award for low stroke average
2005	Tiger Woods wins a season-high six times and is voted Player of the Year for the seventh time. Woods' wins in the Masters and The Open Championship. The PGA TOUR's charity total surpasses \$1 billion in late October
2006	Tiger Woods wins eight times, including six consecutive starts at the end of the season, to earn Player of the Year. That streak includes The Open Championship and PGA Championship. His PGA TOUR victory total reaches 54, fifth on the career list. The inaugural FedExCup is announced for 2007
2007	Tiger Woods wins the inaugural FedExCup with a record-setting performance at The TOUR Championship by Coca-Cola. He wins seven times on the year. This includes the completion of seven consecutive victories (second all-time) and the PGA Championship, his 13th major championship title. Phil Mickelson wins THE PLAYERS Championship on a refurbished TPC Sawgrass course and at a later date (May). The other major championship winners were first-timers: Zach Johnson (Masters), Angel Cabrera (U.S. Open) and Padraig Harrington (The Open Championship). The United States team wins The Presidents Cup in Montreal, Canada
2008	Vijay Singh wins three events late in the season, including two PGA TOUR Playoffs events, to capture the second FedExCup title and also the Arnold Palmer Award as the season's leading money winner. Tiger Woods wins a season-high four times, including a dramatic 19-hole playoff with Rocco Mediate at the U.S. Open, before undergoing season-ending knee surgery following the victory at Torrey Pines Golf Course. Woods ups his PGA TOUR career wins to 65 (third all-time) and major titles to 14 (second all-time). Padraig Harrington wins The Open Championship and PGA Championship on his way to Player of the Year honors and Trevor Immelman captures the Masters Tournament. Sergio Garcia beats Paul Goydos in a playoff to win THE PLAYERS Championship
2009	Tiger Woods captures his second FedExCup and wins a season-high six times to total 71 for his career, trailing only Jack Nicklaus (73) and Sam Snead (82) in career victories. The FedExCup title is his second in the three-year existence of the season-long points competition. Phil Mickelson and Steve Stricker place second and third, respectively, in the FedExCup, and each claims three PGA TOUR wins. In the major championships, there are four different winners: Argentina's Angel Cabrera (Masters), Lucas Glover (U.S. Open), Stewart Cink (The Open Championship) and South Korea's Y.E. Yang (PGA Championship). Sweden's Henrik Stenson fires a final-round 66 to win THE PLAYERS Championship. The United States team, led by Woods and Stricker, defeats the International team in The Presidents Cup at San Francisco's Harding Park GC
2010	Jim Furyk combines a season-high, three-tournament win, including the TOUR Championship by Coca-Cola, to capture the FedExCup title and earn Player of the Year honors. The FedExCup is in its fourth year of a season-long points competition. Matt Kuchar and Luke Donald place second and third, respectively, in the FedExCup. Kuchar, Steve Stricker, Ernie Els, Justin Rose, Hunter Mahan, and Bill Haas each claims two PGA TOUR wins. In the major championships, there are four different winners: Phil Mickelson (Masters), Northern Ireland's Graeme McDowell (U.S. Open), South African Louis Oosthuizen (The Open Championship) and German Martin Kaymer (PGA Championship). South Africa's Tim Clark fires a final-round 67 to win THE PLAYERS Championship

Chronology

- 2011** Bill Haas begins the final event of the PGA TOUR Playoffs for the FedExCup, the TOUR Championship by Coca-Cola, in the 25th position, needing to win the Atlanta tournament and then gets some help. Both things happened as Haas edges Hunter Mahan in a three-hole, sudden-death playoff that gives him the tournament title, the FedExCup and its \$10-million prize. Luke Donald wins the money title on both the PGA TOUR and European Tour and is named the TOUR's Player of the year. First-time major champions is the rule, with South African Charl Schwartzel winning the Masters Tournament. Northern Ireland's Rory McIlroy and Darren Clarke win the U.S. Open and The Open Championship, respectively. Playing in his first major championship, Keegan Bradley wins the PGA Championship, one of two titles for the TOUR rookie. K.J. Choi outlasts David Toms in a playoff at THE PLAYERS Championship. The United States team, led by captain Fred Couples, defeats the International team in The Presidents Cup in Melbourne, Australia.
- 2012** World No. 1 Rory McIlroy takes home two victories during the FedExCup Playoffs (Deutsche Bank Championship and BMW Championship) but Brandt Snedeker claims the FedExCup, thanks to a victory at the TOUR Championship by Coca-Cola. McIlroy ends the streak of 10 consecutive first-time major winners with his eight-shot victory at the PGA Championship. Tiger Woods wins for the first time since 2009, and with three wins on the season, he ties (the Memorial Tournament) and surpasses (AT&T National) Jack Nicklaus for second all-time with 74 victories.
- 2013** Henrik Stenson matches Bill Haas' performance from two years earlier, winning the TOUR Championship by Coca-Cola and, in turn, taking home the FedExCup. His victory in Atlanta was his second of the FedExCup Playoffs, to go with his title at the Deutsche Bank Championship. Tiger Woods wins his 11th PGA TOUR Jack Nicklaus Award as Player of the Year. His five wins leads the TOUR, and he finishes the season three wins short of tying Sam Snead on the all-time victory list.
- 2014** For the first time, the PGA TOUR embarks on a wraparound schedule bridging two years with 45 events over 43 weeks and includes official events in Malaysia and China for the first time, awarding FedExCup points to participants. In January 2014, the PGA TOUR crosses the \$2 billion-threshold in charitable giving. In one of the best closing stretches in PGA TOUR history, Billy Horschel wins the FedExCup with a furious rally that includes a T2 at the Deutsche Bank Championship and victories at the BMW Championship and TOUR Championship by Coca-Cola. Rory McIlroy is named Player of the Year for the second time in three seasons on the strength of three victories and two runner-ups finishes.
- 2015** Jordan Spieth caps a historic five-win season by winning the TOUR Championship by Coca-Cola and the FedExCup. With major wins at the Masters and U.S. Open, 21-year-old Spieth becomes the youngest player to win two majors since Gene Sarazen in 1922. He also breaks the PGA TOUR record for most money won in a season with \$12,030,465. Spieth beats out PGA Champion Jason Day, Rickie Fowler and Rory McIlroy for Player of the Year honors. Between August 23 and September 27, Spieth, McIlroy and Day trade off the distinction of No. 1 player in the world, marking the first time the top spot in the Official World Golf Ranking changes in six consecutive weeks. The Presidents Cup is held in Asia for the first time, with a tight battle between the United States and International teams until the final hole when Bill Haas, son of U.S. Captain Jay Haas, secures the winning point against South Korea's Sangmoon Bae on the 18th hole.
- 2016** The 10th season of the FedExCup concludes with the four winners of the FedExCup Playoffs events all inside the top 15 in the Official World Golf Ranking, including Patrick Reed (The Barclays), Dustin Johnson (BMW Championship) and FedExCup champion Rory McIlroy, who wins the Deutsche Bank Championship and TOUR Championship. Highlights from the 2016-17 season include Player of the Year Dustin Johnson extending his TOUR-best streak of winning at least once in nine consecutive years, four first-time major winners - Danny Willett (Masters), Dustin Johnson (U.S. Open), Henrik Stenson (The Open Championship) and Jimmy Walker (PGA Championship) - and the first-ever, sub-59 round in an official PGA TOUR event with Jim Furyk's final-round 58 at the Travelers Championship. Golf takes place at the Olympics for the first time since 1904, with PGA TOUR members taking home medals on the men's side. Great Britain's Justin Rose defeats Stenson of Sweden on the 72nd hole for the gold medal, while Matt Kuchar records earns bronze for the United States.
- 2017** Jay Monahan succeeds Tim Finchem as Commissioner on January 1. 19 different players in their 20s win a total of 28 times, establishing a new PGA TOUR record. Leading the way is 24-year-old Justin Thomas, who wins five times on his way to capturing the FedExCup and being named Player of the Year. Thomas wins the PGA Championship for his first-career major title, while Jordan Spieth secures his third at The Open Championship. Spieth becomes the second player ever and first since Jack Nicklaus to win three majors before turning 24. The young players' success is capped off by Xander Schauffele, who wins the TOUR Championship and is named Rookie of the Year. At the Presidents Cup, the United States defeats the International side, 19-11. Daniel Berger closes out Si Woo Kim 2-and-1 to become the first-ever Presidents Cup "rookie" to clinch the Cup, and at 24, the youngest player to clinch the Cup for either team.
- 2018** Tiger Woods and Justin Rose cap off the season by winning the TOUR Championship and FedExCup, respectively. Woods' 80th TOUR title comes 1,876 days and 42 PGA TOUR starts after his 79th win, while Rose, whose season includes wins at the World Golf Championships-HSBC Champions and Fort Worth Invitational, becomes the first Englishman to win the FedExCup. Brooks Koepka becomes the first player to successfully defend a U.S. Open title since 1989 and first to win the U.S. Open and PGA Championship in the same season since 2000. 12 different players in their 20s account for 17 wins, including three from defending FedExCup champion Justin Thomas and three from Bryson DeChambeau. In all, five players claim three wins: Thomas, DeChambeau, Dustin Johnson, Bubba Watson and Brooks Koepka.
- 2019** The TOUR introduces a schedule with significant changes, including THE PLAYERS Championship's return to March, the PGA Championship's move to May and the FedExCup Playoffs being reduced from four events to three and ending in August. A new strokes-based scoring system is implemented at the TOUR Championship, making it easier for players and fans alike to follow along. Rory McIlroy wins THE PLAYERS and his second FedExCup title, becoming the first player to win both in the same season and the second to win the FedExCup multiple times, joining Tiger Woods. Tiger Woods wins his 15th major championship and first since 2008, winning the Masters Tournament to move within one of Sam Snead's record of 82 PGA TOUR victories. Brooks Koepka wins his fourth major at the PGA Championship and becomes the fifth player to finish in the top five at all four majors in a single year. Only four players win multiple events (McIlroy, Koepka, Matt Kuchar, Xander Schauffele) and only three events are decided by a playoff (Safeway Open, World Golf Championships-HSBC Champions, The RSM Classic).
- 2020** The 2019-20 PGA TOUR Season will be remembered as the season impacted by the COVID-19 global pandemic, resulting in a 12-week hiatus from competition - following the opening round of THE PLAYERS Championship in Ponte Vedra Beach, Florida, on March 12, 2020 - and the cancellation of 11 tournaments and the postponement of three, including the Masters Tournament and the U.S. Open. The Open Championship is among tournaments canceled in 2020 and the Summer Olympic Games is postponed until 2021. When the PGA TOUR resumes play at the Charles Schwab Challenge in Fort Worth, Texas on June 11, 91 days since the last official round, the organization becomes one of the first professional sports to compete amid the pandemic. The PGA TOUR completes the 2019-20 season on Labor Day with Dustin Johnson raising the FedExCup at the TOUR Championship for the first time, becoming the first No. 1 seed to win since Tiger Woods in 2009. Prior to the pandemic, Woods captures victory No. 82 in October 2019 at THE ZOZO CHAMPIONSHIP, tying Sam Snead's PGA TOUR record for all-time wins, and in December 2019, he captains his first Presidents Cup, serving as a playing captain as he leads the United States to victory at Royal Melbourne Golf Club in Australia over Ernie Els' International Team. Pete Dye, famed golf course architect and mastermind of THE PLAYERS Stadium at TPC Sawgrass, home of THE PLAYERS Championship, dies at age 94 on January 9, 2020.

Board of Directors

PGA TOUR POLICY BOARD

INDEPENDENT DIRECTORS



**Ed Herlihy,
Chairman**

Partner, Wachtell Lipton,
Rosen & Katz



Mark Flaherty

Former Vice Chairman,
Wellington Management
Company



Victor Ganzi

Former President & CEO of
Hearst Corporation



Mary Meeker

Partner, Bond Capital




**Randall
Stephenson**

Executive Chairman, AT&T,
Inc.

PLAYER DIRECTORS




James Hahn



Kevin Kisner



Jordan Spieth



Johnson Wagner


PGA OF AMERICA DIRECTOR



Suzy Whaley

PGA TOUR CHAMPIONS DIVISION BOARD

PLAYER DIRECTORS



JOE DURANT



PAUL GOYDOS



JEFF MAGGERT



DAVID TOMS


Player Advisory Council

PLAYER DIRECTORS



James Hahn

Term: 2020-22




Kevin Kisner

Term: 2020-22



Jordan Spieth

Term: 2019-21



Johnson Wagner

Term: 2018-20

2020 PLAYER ADVISORY COUNCIL



Charley Hoffman


Chairman



Ryan Armour




Paul Casey



David Hearn




Harry Higgs



Billy Horschel



Zach Johnson




Russell Knox




Anirban Lahiri




Peter Malnati



Rory McIlroy




Ryan Palmer



Jon Rahm



Kevin Streelman



Justin Thomas



Harold Varner III

About the Commissioner



JAY MONAHAN

Jay Monahan took office as the fourth commissioner of the PGA TOUR on January 1, 2017, having been appointed by the PGA TOUR Policy Board on November 7, 2016. He succeeded Tim Finchem, who held the position for more than 22 years starting June 1, 1994.

Monahan, who joined the PGA TOUR in 2008 as Executive Director of THE PLAYERS Championship, most recently held the position of Deputy Commissioner as of April 1, 2014 with Chief Operating Officer added to his title on April 1, 2016.

Prior to his move to the Office of the Commissioner, Monahan served as PGA TOUR Executive Vice President and Chief Marketing Officer, overseeing business development, corporate marketing and partnerships, title sponsor relations, retail licensing and media sales. Prior to being named CMO in March of 2013, Monahan was the Senior Vice President for Business Development where he was responsible for securing new sponsors and managing existing PGA TOUR title sponsorship relationships.

As Commissioner of the PGA TOUR, Monahan serves on the Board of Directors and Executive Committee of the International Golf Federation. He is also Chair of both the World Golf Foundation and PGA TOUR First Tee Foundation Board of Governors. Monahan is the co-founder and board member of Golf Fights Cancer, a 501c3 non-profit organization dedicated to raising funds for cancer-related charities and research organizations.

Before coming to the PGA TOUR, Monahan was executive vice president of Fenway Sports Group, leading the sales and business development team for the property ownership and representation divisions since 2005. Additionally, he directed FSG's sponsorship sales operations for the Boston Red Sox, Major League Baseball Advanced Media, NASCAR's Roush Fenway Racing and Boston College Athletics.

Prior to joining FSG, Monahan spent three years as executive director at IMG Worldwide, where he played an integral role in the development of the Dell Technologies Championship in Norton, Mass., and served as the first tournament director. Monahan began his sports sponsorship career as director of global sponsorships and branding programs at EMC Corporation. Previously, he worked at Arnold Advertising and Bob Woolf Associates.

Monahan graduated from Trinity College in 1993, where he was a four-year member of the golf team and a Division II Academic All-American his senior year. He earned a masters degree in sport management from the University of Massachusetts at Amherst in 1995.

Jay and his wife, Susan, have two daughters, Sophie and Phoebe.

Executive Leadership



Jay Monahan

Commissioner



Ron Price

Chief Operating Officer



Rick Anderson

Chief Media Officer



Ross Berlin

Senior Vice President
Player Relations



Len Brown

Chief Legal Officer &
Executive Vice President
Licensing



Tyler Dennis

Senior Vice President &
Chief of Operations PGA
TOUR



Allison Keller

Chief Administrative
Officer



Laura Neal

Senior Vice President
Media Content &
Communications



Brian Oliver

Executive Vice President
Corporate Partnerships



Andy Pazder

Chief Tournaments &
Competitions Officer



Ken Sharkey

Executive Vice President &
Chief Financial Officer



Neera Shetty

Senior Vice President &
Deputy General Counsel



Ty Votaw

Executive Vice President
International

SECTION 2

PLAYERS



THE 2020-21



MEDIA GUIDE

Priority Rankings

1. Winner of PGA Championship or U.S. Open prior to 1970 or in the last five seasons and the current season:

Jason Day	Raymond Floyd	Don January	Brooks Koepka	Bobby Nichols	Gary Player	Justin Thomas	Jimmy Walker
Dow Finsterwald	Al Geiberger	Dustin Johnson	Collin Morikawa	Jack Nicklaus	Jordan Spieth	Lee Trevino	Gary Woodland

2. Winner of THE PLAYERS Championship in the last five seasons and the current season:

Rickie Fowler
Si Woo Kim
Rory McIlroy
Webb Simpson

3. Winners of the Masters Tournament in the last five seasons and the current season:

Sergio Garcia
Patrick Reed
Danny Willett
Tiger Woods

4. Winners of The Open Championship in the last five seasons and the current season:

Zach Johnson
Shane Lowry
Francesco Molinari
Henrik Stenson

5. Winners of TOUR Championship (2017 & 2018):

Xander Schauffele

6. Winners of World Golf Championships events in the last three seasons and the current season:

Kevin Kisner	Hideki Matsuyama
Phil Mickelson	
Justin Rose	
Bubba Watson	

6a. Winners of the Memorial Tournament in the last 3 years:

Patrick Cantlay
Bryson DeChambeau
Jason Dufner
Jon Rahm

6a. Winners of the Arnold Palmer Invitational in the last 3 years:

Tyrrell Hatton
Marc Leishman

6a. Winner - The Genesis Invitational (2020)

Adam Scott

7. Winner of the FedExCup in each of the last five seasons:

8. Leader from the final PGA TOUR money list 2015-2016:

9. Winners of PGA TOUR co-sponsored or approved tournaments, whose victories are considered official, within the last two seasons, or during the current season; winners receive an additional season of exemption for each additional win, up to five seasons:

Ryan Armour	Dylan Frittelli	Charles Howell III	Andrew Landry	Joaquin Niemann	Andrew Putnam	Martin Trainer
Daniel Berger	Brice Garnett	Sungjae Im	Nate Lashley	Ryan Palmer	Cheez Reavie	Kevin Tway
Keegan Bradley	Lanto Griffin	Sung Kang	Adam Long	C.T. Pan	Cameron Smith	Richy Werenski
Paul Casey	Jim Herman	Michael Kim	Graeme McDowell	Pat Perez	Brandt Snedeker	Aaron Wise
Cameron Champ	J.B. Holmes	Patton Kizzire	Troy Merritt	Scott Piercy	Brendan Steele	Matthew Wolff
Corey Connors	Max Homa	Russell Knox	Keith Mitchell	J.T. Poston	Nick Taylor	
Austin Cook	Billy Horschel	Satoshi Kodaira	Sebastián Muñoz	Ted Potter, Jr.	Michael Thompson	
Tyler Duncan	Viktor Hovland	Matt Kuchar	Kevin Na	Ian Poulter	Brendon Todd	

10. Winners of PGA TOUR co-sponsored or approved tournaments as an amateur, whose victories are considered official, within the last two seasons, or during the current season; winners receive an additional season of exemption for each additional win, up to five seasons:

11. Career Money Exemption

K.J. Choi	Tim Clark	Luke Donald	Jim Furyk	Jerry Kelly	Hunter Mahan	Steve Stricker	David Toms	Bo Van Pelt
-----------	-----------	-------------	-----------	-------------	--------------	----------------	------------	-------------

Note: A. Players among the Top 50 in career earnings as of the end of the preceding season may elect to use a one-time exemption for the next season. B. Players among the Top 25 in career earnings as of the end of the preceding season may elect to use a one-time exemption for the next season.

12. Sponsor exemptions (a maximum of eight, which may include amateurs with handicaps of 0 or less), on the following basis:

Note: A. Not less than two sponsor invitees shall be PGA TOUR members not otherwise exempt. B. Not less than two of the 2018-19 FedExCup Points List / 2019 Korn Ferry Tour Category, if not all can otherwise be accommodated. NOTE: PGA TOUR members may receive an unlimited number of sponsor invitations. Non-TOUR members may receive a maximum of seven (7) per year.

13. Two international players designated by the Commissioner.

14. The current PGA Club Professional Champion

Alexander Beach

Note: Eligible for up to 6 open events (3 must be opposite World Golf Championships events and The Open Championship), in addition to any sponsor selections. The exemption does not apply to limited-field open events.

15. PGA Section Champion or Player of the Year from the section in which the tournament is played.

16. Four low scorers at Open Qualifying which shall normally be held on Monday of tournament week.

17. Past champions of the particular event being contested that week, if cosponsored by the PGA TOUR and the same tournament sponsor, as follows:

Note: A. Winners prior to July 28, 1970: unlimited exemptions for such events. B. Winners after Jan. 1, 2000: five seasons of exemptions for such events.

18. Life Members:

Davis Love III

Vijay Singh

Note: Players who have been active members of the PGA TOUR for 15 years and have won at least 20 co-sponsored events while continually maintaining a competitive scoring average.

20. Top 125 on Prior Year's FedExCup Points List

Scottie Scheffler	Joel Dahmen	Russell Henley	Xinjun Zhang	Tommy Fleetwood	Wyndham Clark	Rory Sabbatini
Harris English	Jason Kokrak	Talor Gooch	Sepp Straka	Emiliano Grillo	Sam Burns	Tom Lewis
Mackenzie Hughes	Mark Hubbard	Louis Oosthuizen	Harold Varner III	Matt Jones	Zac Blair	Bo Hoag
Tony Finau	Danny Lee	Robby Shelton	Cameron Tringale	Kyoung-Hoon Lee	Scott Brown	
Abraham Ancer	Tom Hoge	Maverick McNealy	Bud Cauley	Scott Harrington	Brian Gay	
Kevin Streelman	Carlos Ortiz	Doc Redman	Cameron Davis	Matthew NeSmith	Beau Hossler	
Byeong Hun An	Alex Noren	Denny McCarthy	Vaughn Taylor	Ryan Moore	Lucas Glover	
Matthew Fitzpatrick	Adam Hadwin	Henrik Norlander	Patrick Rodgers	Sam Ryder	Luke List	
Brian Harman	Harry Higgs	Charley Hoffman	Brian Stuard	Adam Schenk	Scott Stallings	

21. Players who finished greater than or equal to top 125 on the 2019-20 PGA TOUR Official Season FedExCup Points List through the Wyndham Championship as non-members:

Will Gordon

Erik van Rooyen

22. Major Medical Extension: If granted by the Commissioner, if not otherwise eligible, and if needed to fill the field, Special Medical Extension.

Charl Schwartzel	Graham DeLaet	Morgan Hoffmann	Hudson Swafford	Kelly Kraft	Greg Chalmers
Kevin Chappell	William McGirt	Jamie Lovemark	Wesley Bryan	Briny Baird	D.A. Points
Chris Kirk	James Hahn	Camilo Villegas	John Huh	Jonas Blixt	
Kevin Stadler	Sean O'Hair	Grayson Murray	Seung-Yul Noh	Harrison Frazar	

23. Leading Points Winner from the 2019 Korn Ferry Tour using combined points earned on the Official Korn Ferry Tour Regular Season Points List and Korn Ferry Tour Finals Points List. Leading Points Winner from the previous season's Korn Ferry Finals. Three-Time Winners from previous season Korn Ferry Tour.

24. Leading points winner from Korn Ferry Tour & Korn Ferry Tour Finals medical

25. Top 10 and ties, not otherwise exempt, among professionals from the previous open tournament whose victory has official status are exempt into the next open tournament whose victory has official status.

26. The 2018-19 FedExCup Points List / 2019 Korn Ferry Tour Category reordered based upon year to date FedExCup Points:

Note: Note: Reordered after the conclusion of The RSM Classic and The Genesis Invitational; thereafter, Mondays of the Masters, THE PLAYERS Championship, U.S. Open and The Open Championship.

27. The 2018-19 Top 125 FedExCup Points List / 2019 Top Finishers Korn Ferry Tour Category

Fabián Gómez	Matt Wallace	Joseph Bramlett	Kristoffer	Chris Baker	Martin Laird	Rhein Gibson	Anirban Lahiri
Rafa Cabrera	Chesson Hadley	Cameron Percy	Ventura	Branden Grace	Vincent Whaley	Ryan Brehm	Lucas
Bello	Peter Malnati	Robert Streb	Mark Anderson	Michael Gligic	Doug Ghim	Michael	Bjerregaard
Bronson	Rob Oppenheim	Tim Wilkinson	Sebastian	Roger Sloan	J.J. Spaun	Gellerman	John Senden
Burgoon	Jhonattan Vegas	Brandon Hagy	Cappelen	Kramer Hickok	Kiradech	Rafael Campos	Vince Covello
Chase Seiffert	Hank Lebioda	D.J. Trahan	Aaron Baddeley	Chris Stroud	Aphibarnrat	Ben Taylor	Chad Collins
Nick Watney			David Hearn		Matt Every	Nelson Ledesma	Jim Knous
Kyle Stanley			Tyler McCumber				

28. 300 Career Cuts

Note: Players who have 300 PGA TOUR Career Cuts Made as of the end of the preceding season may elect to use a one-time exemptions for the next season as long as they have not previously used a Career Money Exemption (Reordered with the above category #26)

29. Top Finishers from the Korn Ferry Tour medical:

Note: NOTE: This category will be reordered with the above category #26.

30. Players winning three Korn Ferry Tour events in the current season:

31. Minor medical extension:

Padraig Harrington

32. 126-150 Prior Season's FEC Points List (Reordered)

Note: Note: Reordered after the conclusion of The RSM Classic and The Genesis Invitational; thereafter, Mondays of the Masters, THE PLAYERS Championship, U.S. Open and The Open Championship.

32a. 126-150 On Prior Season's FedExCup Points List

Josh Teater	Seamus Power	Peter Uihlein	Zack Sucher	Shawn Stefani	Bill Haas	Ryan Blaum
Stewart Cink	Ben Martin	Wes Roach	Dominic Bozzelli	Roberto Castro	Johnson Wagner	Martin Kaymer

33. Non-Exempt Major Medical Extension.

34. Reorder category (34-39)

Note: Note: Reordered based on current season's FedExCup Points after the conclusion of The RSM Classic and The Genesis Invitational; thereafter, Mondays of the Masters, THE PLAYERS Championship, U.S. Open and The Open Championship.

35. Beyond 150 on the previous season's FedExCup Points List. If not otherwise eligible and as needed to fill the field, Past Champion members, Team Tournament Winners, and Veteran members beyond 150th place on the previous season's FedExCup points list in order of their combined official PGA TOUR and Korn Ferry Tour (through Korn Ferry Tour Championship) money in the previous season

George McNeill	Derek Ernst	Rod Pamplung	Omar Uresti	Freddie Jacobson	Robert Allenby	Jonathan Kaye
Chad Campbell	Arjun Atwal	Rich Beem	Mark Hensby	Jason Gore	Smylie Kaufman	Ángel Cabrera
Tommy Gainey	Robert Garrigus	Bernhard Langer	Ted Purdy	Andres Romero	Tom Lehman	Brett Quigley
Jonathan Byrd	Carl Pettersson	Tim Herron	Parker McLachlin	Y.E. Yang	Charlie Wi	Cameron Beckman
Ricky Barnes	John Merrick	Chris Couch	Brendon de Jonge	Trevor Immelman	Jason Bohn	
Alex Cejka	David Lingmerth	Mike Weir	Carlos Franco	Stuart Appleby	Ken Duke	
Boo Weekley	J.J. Henry	Richard Johnson	Eric Axley	John Rollins	Will MacKenzie	
Sangmoon Bae	Daniel Chopra	Brian Davis	Billy Hurley III	Fred Couples	John Daly	
Ben Crane	Ernie Els	Dicky Pride	Cody Gribble	Charlie Beljan	Heath Slocum	

Past Champion Members.

Mark O'Meara	Jeff Sluman	Billy Andrade	Gary Hallberg	Keith Clearwater	Craig Parry	Hale Irwin
Corey Pavin	Rocco Mediate	Duffy Waldorf	Lee Westwood	Tom Kite	Chris Smith	Greg Kraft
Kenny Perry	Steve Pate	Larry Mize	Tom Pernice Jr.	John Inman	Jim Carter	Michael Bradley
Mark Calcavecchia	Scott Verplank	Brad Faxon	Paul Goydos	Kevin Sutherland	Peter Jacobsen	Russ Cochran
David Frost	Billy Mayfair	Chris DiMarco	Dudley Hart	Tim Petrovic	Grant Waite	Jay Don Blake
Jay Haas	Jesper Parnevik	Jeff Maggert	John Cook	Bart Bryant	Brandel Chamblee	Donnie Hammond
Fred Funk	Blaine McCallister	Kirk Triplett	Frank Lickliter II	Glen Day	Bill Glasson	Larry Nelson
Lee Janzen	Bob Estes	Scott McCarron	José María Olazábal	Peter Lonard	Spike McRoy	Brad Bryant
Loren Roberts	Stephen Ames	Mark Wilson	Paul Stankowski	Shaun Micheel	Scott Simpson	Brian Henninger
Retief Goosen	Steve Flesch	Hal Sutton	Steven Bowditch	Tommy Armour III	Mike Heinen	Bob Gilder
Geoff Ogilvy	David Duval	Robert Gamez	Todd Hamilton	Troy Matteson	Guy Boros	Sandy Lyle
John Huston	Woody Austin	Darren Clarke	José Coceres	Tom Byrum	Wes Short, Jr.	Willie Wood
Joey Sindelar	Scott Hoch	Olin Browne	Ted Tryba	Neal Lancaster	T.C. Chen	
Mark Brooks	Joe Durant	Gene Sauers	Tom Watson	Dan Forsman	Steve Jones	

37. Special Temporary Members: If during the course of a PGA TOUR season, a nonmember of the PGA TOUR wins an amount of points (e.g., by playing in PGA TOUR events through sponsor exemptions, Open Qualifying, etc.) equal to the amount won in the preceding season by the 150th finisher on the FedExCup points list, he will be eligible to become a special temporary member for the remainder of the season.

38. Team Tournament Winners: If not otherwise eligible and if needed to fill the field, winners of co-sponsored team championships, in order of the total number of team championship tournaments won. If two or more players are tied based on the number of such tournaments won, the player who is higher on the official PGA TOUR Career Money List shall be eligible.

39. Veteran Members: If not otherwise eligible and if needed to fill the field, Veteran members (players who have made a minimum of 150 cuts during their career), in order of their standing on the PGA TOUR Career Money List.

Brandt Jobe	Kent Jones
Michael Allen	Marco Dawson
Jay Williamson	Dick Mast

Rookies

ROOKIES (0)

In May, the Korn Ferry Tour announced modifications to the 2020 schedule and a fall calendar of events that would be part of a one-time, combined 2020-21 Korn Ferry Tour season. The adjustments resulted in the loss of a graduating class via the Korn Ferry Tour in 2020. In turn, there were no rookies on the PGA TOUR at the start of the 2020-21 season. However, a non-member who wins on the PGA TOUR or a player who wins three times on the Korn Ferry Tour during the 2020-21 season could join the PGA TOUR as a rookie throughout the season.

ROOKIE DEFINITION

A player's rookie season ("Rookie Year") is defined as the season in which he becomes a PGA TOUR member (including Special Temporary Members) and plays in 10 or more events as a member or finishes in the Top 125 on the Official FedExCup Points List or Non-Member FedExCup Points List, whichever occurs first.

FIRST-YEAR MEMBERS (2)

Player	Path to the PGA TOUR	Flag	Birthplace	Residence	College	Age (9/10/2020)
Gordon, Will	2019-20 Non-Member FedExCup Points	USA	Davidson, North Carolina	Charlotte, North Carolina	Vanderbilt	24 years, 44 days
van Rooyen, Erik	2019-20 Non-Member FedExCup Points	RSA	Bellville, South Africa	Johannesburg, South Africa	Minnesota	30 years, 201 days

FIRST-YEAR MEMBER DEFINITION

A new member (including Special Temporary Members) shall not be eligible for the PGA TOUR Rookie of the Year if he has previously played in more than seven (7) Official PGA TOUR Money events as a professional in any prior season.

ROOKIES BY SEASON - FedExCup era (2007-present)

Season	Rookies	Winners	TOUR Championship
2020-21	0	--	--
2019-20	21	1	2
2018-19	22	5	1
2017-18	23	3	1
2016-17	25	5	2
2015-16	21	3	2
2014-15	24	1	1
2013-14	14	1	0
2013	25	3	1
2012	26	4	1
2011	35	6	1
2010	20	2	0
2009	28	0	1
2008	25	4	1
2007	27	3	1

ROOKIES TO QUALIFY FOR TOUR CHAMPIONSHIP - FedExCup era (2007-present)

Season	Player	FedExCup finish
2019-20	Scottie Scheffler	5
2019-20	Viktor Hovland	T20
2018-19	Sungjae Im	T19
2017-18	Aaron Wise	24
2016-17	Xander Schauffele	3
2016-17	Patrick Cantlay	29
2015-16	Emiliano Grillo	11
2015-16	Si Woo Kim	17
2014-15	Daniel Berger	11
2013	Jordan Spieth	7
2012	John Huh	29
2011	Keegan Bradley	20
2009	Marc Leishman	20
2008	Andres Romero	28
2007	Brandt Snedeker	20

ROOKIE WINNERS - FedExCup era (2007-present)

Player	Rookies
Viktor Hovland	2020 Puerto Rico Open
Collin Morikawa	2019 Barracuda Championship
Matthew Wolff	2019 3M Open
Martin Trainer	2019 Puerto Rico Open
Adam Long	2019 Desert Classic
Cameron Champ	2018 Sanderson Farms Championship
Aaron Wise	2018 AT&T Byron Nelson
Satoshi Kodaira	2018 RBC Heritage
Austin Cook	2017 The RSM Classic
Xander Schauffele (2)	2017 TOUR Championship
Grayson Murray	2017 Barbasol Championship
Xander Schauffele	2017 The Greenbrier Classic
Wesley Bryan	2017 RBC Heritage
Mackenzie Hughes	2016 The RSM Classic
Cody Gribble	2016 Sanderson Farms Championship
Si Woo Kim	2016 Wyndham Championship
Smylie Kaufman	2015 Shriners Hospitals for Children Open
Emiliano Grillo	2015 Frys.com Open
Nick Taylor	2014 Sanderson Farms Championship
Chesson Hadley	2014 Puerto Rico Open
Jordan Spieth	2013 John Deere Classic
Derek Ernst	2013 Wells Fargo Championship
Russell Henley	2013 Sony Open in Hawaii
Charlie Beljan	2012 Children's Miracle Network Classic
Jonas Blixt	2012 Fry's.com Open
Ted Potter, Jr.	2012 The Greenbrier Classic
John Huh	2012 Mayakoba Golf Classic
Keegan Bradley (2)	2011 PGA Championship
Scott Stallings	2011 The Greenbrier Classic
Chris Kirk	2011 Viking Classic
Keegan Bradley	2011 HP Byron Nelson Championship
Brendan Steele	2011 Valero Texas Open
Charl Schwartzel	2011 Masters Tournament
Jhonattan Vegas	2011 Bob Hope Classic
Rory McIlroy	2010 Quail Hollow Championship
Derek Lamely	2010 Puerto Rico Open
Marc Turnesa	2008 Justin Timberlake Shriners Hospitals for Children Open
Dustin Johnson	2008 Turning Stone Resort Championship
Chez Reavie	2008 RBC Canadian Open
Andres Romero	2008 Zurich Classic of New Orleans
George McNeill	2007 Frys.com Open
Brandt Snedeker	2007 Wyndham Championship
Henrik Stenson	2007 World Golf Championships-Accenture Match Play Championship

PGA TOUR : International Players

94 International Players From 29 Countries And Territories Outside The United States

Country	Players
Argentina (4)	Fabian Gomez, Emiliano Grillo, Nelson Ledesma, Andres Romero
Australia (12)	Aaron Baddeley, Greg Chalmers, Cameron Davis, Jason Day, Rhein Gibson, Matt Jones, Marc Leishman, Rod Pamplung, Cameron Percy, Adam Scott, John Senden, Cameron Smith
Austria (1)	Sepp Straka
Canada (9)	Corey Conners, Graham DeLaet, Michael Gligic, Adam Hadwin, David Hearn, Mackenzie Hughes, Roger Sloan, Nick Taylor, Mike Weir
Chile (1)	Joaquin Niemann
China (2)	C.T. Pan*, Xinjun Zhang
Colombia (2)	Sebastian Munoz, Camilo Villegas
Denmark (2)	Lucas Bjerregaard, Sebastian Cappelén
England (13)	Paul Casey, Brian Davis, Luke Donald, Matthew Fitzpatrick, Tommy Fleetwood, Tyrrell Hatton, Tom Lewis, Ian Poulter, Justin Rose, Ben Taylor, Matt Wallace, Lee Westwood, Danny Willett
Fiji (1)	Vijay Singh
Germany (2)	Alex Cejka, Martin Kaymer
India (1)	Anirban Lahiri
Ireland (3)	Padraig Harrington, Shane Lowry, Seamus Power
Italy (1)	Francesco Molinari

*From Chinese Taipei

Country	Players
Japan (2)	Satoshi Kodaira, Hideki Matsuyama
Mexico (2)	Abraham Ancer, Carlos Ortiz
New Zealand (2)	Danny Lee, Tim Wilkinson
Northern Ireland (2)	Graeme McDowell, Rory McIlroy
Norway (2)	Viktor Hovland, Kristoffer Ventura
Puerto Rico (1)	Rafael Campos
Scotland (2)	Russell Knox, Martin Laird
Slovakia (1)	Rory Sabbatini
South Africa (7)	Tim Clark, Ernie Els, Dylan Frittelli, Branden Grace, Louis Oosthuizen, Charl Schwartzel, Erik van Rooyen
South Korea (8)	Byeong Hun An, Sangmoon Bae, K.J. Choi, Sungjae Im, Sung Kang, Si Woo Kim, K.H. Lee, Seung-yul Noh
Spain (3)	Rafa Cabrera Bello, Sergio Garcia, Jon Rahm
Sweden (6)	Jonas Blixt, Freddie Jacobson, David Lingmerth, Alex Noren, Henrik Norlander, Henrik Stenson
Thailand (1)	Kiradech Aphibarnrat
Venezuela (1)	Jhonattan Vegas

2020-21 PGA TOUR Players : Table of Contents

Byeong Hun An	2:005	Robert Garrigus	2:071	Nate Lashley	2:137	Xander Schauffele	2:203
Abraham Ancer	2:006	Brian Gay	2:072	Hank Lebioda	2:138	Scottie Scheffler	2:204
Mark Anderson	2:007	Michael Gellerman	2:073	Nelson Ledesma	2:139	Adam Schenk	2:205
Kiradech Aphibarnrat	2:008	Doug Ghim	2:074	Danny Lee	2:140	Charl Schwartzel	2:206
Ryan Armour	2:009	Rhein Gibson	2:075	Kyoung-Hoon Lee	2:141	Adam Scott	2:207
Aaron Baddeley	2:010	Michael Gligic	2:076	Marc Leishman	2:142	Chase Seiffert	2:208
Sangmoon Bae	2:011	Lucas Glover	2:077	Tom Lewis	2:143	John Senden	2:209
Briny Baird	2:012	Fabián Gómez	2:078	David Lingmerth	2:144	Robby Shelton	2:210
Chris Baker	2:013	Talor Gooch	2:079	Luke List	2:145	Webb Simpson	2:211
Ricky Barnes	2:014	Will Gordon	2:080	Adam Long	2:146	Vijay Singh	2:212
Daniel Berger	2:015	Branden Grace	2:081	Davis Love III	2:147	Roger Sloan	2:213
Lucas Bjerregaard	2:016	Lanto Griffin	2:082	Jamie Lovemark	2:148	Cameron Smith	2:214
Zac Blair	2:017	Emiliano Grillo	2:083	Shane Lowry	2:149	Brandt Snedeker	2:215
Ryan Blaum	2:018	Bill Haas	2:084	Will MacKenzie	2:150	J.J. Spaun	2:216
Jonas Blixt	2:019	Chesson Hadley	2:085	Hunter Mahan	2:151	Jordan Spieth	2:217
Dominic Bozzelli	2:020	Adam Hadwin	2:086	Peter Malnati	2:152	Kevin Stadler	2:218
Keegan Bradley	2:021	Brandon Hagy	2:087	Ben Martin	2:153	Scott Stallings	2:219
Joseph Bramlett	2:022	James Hahn	2:088	Hideki Matsuyama	2:154	Kyle Stanley	2:220
Ryan Brehm	2:023	Brian Harman	2:089	Denny McCarthy	2:155	Brendan Steele	2:221
Scott Brown	2:024	Padraig Harrington	2:090	Tyler McCumber	2:156	Shawn Stefani	2:222
Wesley Bryan	2:025	Scott Harrington	2:091	Graeme McDowell	2:157	Henrik Stenson	2:223
Bronson Burgoon	2:026	Tyrrell Hatton	2:092	William McGirt	2:158	Sepp Straka	2:224
Sam Burns	2:027	David Hearn	2:093	Rory McIlroy	2:159	Robert Streb	2:225
Jonathan Byrd	2:028	Russell Henley	2:094	Parker McLachlin	2:160	Kevin Streelman	2:226
Rafa Cabrera Bello	2:029	J.J. Henry	2:095	Maverick McNealy	2:161	Steve Stricker	2:227
Chad Campbell	2:030	Jim Herman	2:096	George McNeill	2:162	Chris Stroud	2:228
Rafael Campos	2:031	Tim Herron	2:097	Troy Merritt	2:163	Brian Stuard	2:229
Patrick Cantlay	2:032	Kramer Hickok	2:098	Phil Mickelson	2:164	Zack Sucher	2:230
Sebastian Cappelen	2:033	Harry Higgs	2:099	Keith Mitchell	2:165	Hudson Swafford	2:231
Paul Casey	2:034	Bo Hoag	2:100	Francesco Molinari	2:166	Ben Taylor	2:232
Roberto Castro	2:035	Charley Hoffman	2:101	Ryan Moore	2:167	Nick Taylor	2:233
Bud Cauley	2:036	Morgan Hoffmann	2:102	Collin Morikawa	2:168	Vaughn Taylor	2:234
Alex Cejka	2:037	Tom Hoge	2:103	Sebastián Muñoz	2:169	Josh Teater	2:235
Greg Chalmers	2:038	J.B. Holmes	2:104	Grayson Murray	2:170	Justin Thomas	2:236
Cameron Champ	2:039	Max Homa	2:105	Kevin Na	2:171	Michael Thompson	2:237
Kevin Chappell	2:040	Billy Horschel	2:106	Matthew NeSmith	2:172	Brendon Todd	2:238
K.J. Choi	2:041	Beau Hossler	2:107	Joaquin Niemann	2:173	David Toms	2:239
Stewart Cink	2:042	Viktor Hovland	2:108	Seung-Yul Noh	2:174	D.J. Trahan	2:240
Tim Clark	2:043	Charles Howell III	2:109	Alex Noren	2:175	Martin Trainer	2:241
Wyndham Clark	2:044	Mark Hubbard	2:110	Henrik Norlander	2:176	Cameron Tringale	2:242
Chad Collins	2:045	Mackenzie Hughes	2:111	Sean O'Hair	2:177	Kevin Tway	2:243
Corey Connors	2:046	John Huh	2:112	Louis Oosthuizen	2:178	Peter Uihlein	2:244
Austin Cook	2:047	Billy Hurley III	2:113	Rob Oppenheim	2:179	Bo Van Pelt	2:245
Vince Covello	2:048	Sungjae Im	2:114	Carlos Ortiz	2:180	Erik van Rooyen	2:246
Ben Crane	2:049	Freddie Jacobson	2:115	Ryan Palmer	2:181	Harold Varner III	2:247
Joel Dahmen	2:050	Dustin Johnson	2:116	Rod Pampling	2:182	Jhonattan Vegas	2:248
Brian Davis	2:051	Zach Johnson	2:117	C.T. Pan	2:183	Kristoffer Ventura	2:249
Cameron Davis	2:052	Matt Jones	2:118	Cameron Percy	2:184	Camilo Villegas	2:250
Jason Day	2:053	Sung Kang	2:119	Pat Perez	2:185	Johnson Wagner	2:251
Bryson DeChambeau	2:054	Martin Kaymer	2:120	Scott Piercy	2:186	Jimmy Walker	2:252
Graham DeLaet	2:055	Jerry Kelly	2:121	D.A. Points	2:187	Matt Wallace	2:253
Luke Donald	2:056	Michael Kim	2:122	J.T. Poston	2:188	Nick Watney	2:254
Jason Dufner	2:057	Si Woo Kim	2:123	Ted Potter, Jr.	2:189	Bubba Watson	2:255
Tyler Duncan	2:058	Chris Kirk	2:124	Ian Poulter	2:190	Boo Weekley	2:256
Ernie Els	2:059	Kevin Kisner	2:125	Seamus Power	2:191	Mike Weir	2:257
Harris English	2:060	Patton Kizzire	2:126	Andrew Putnam	2:192	Richy Werenski	2:258
Matt Every	2:061	Jim Knous	2:127	Jon Rahm	2:193	Lee Westwood	2:259
Tony Finau	2:062	Russell Knox	2:128	Chez Reavie	2:194	Vincent Whaley	2:260
Matthew Fitzpatrick	2:063	Satoshi Kodaira	2:129	Doc Redman	2:195	Tim Wilkinson	2:261
Tommy Fleetwood	2:064	Brooks Koepka	2:130	Patrick Reed	2:196	Danny Willett	2:262
Rickie Fowler	2:065	Jason Kokrak	2:131	Wes Roach	2:197	Aaron Wise	2:263
Harrison Frazer	2:066	Kelly Kraft	2:132	Patrick Rodgers	2:198	Matthew Wolff	2:264
Dylan Frittelli	2:067	Matt Kuchar	2:133	Andres Romero	2:199	Gary Woodland	2:265
Jim Furyk	2:068	Anirban Lahiri	2:134	Justin Rose	2:200	Tiger Woods	2:266
Sergio Garcia	2:069	Martin Laird	2:135	Sam Ryder	2:201	Xinjun Zhang	2:267
Brice Garnett	2:070	Andrew Landry	2:136	Rory Sabbatini	2:202		



Byeong Hun An (BEE-yong HOON AN)

Height: 6'2" (1.88 m)
Weight: 209 (95 kg)
Age: 29 (September 17, 1991)
Birthplace: Seoul, South Korea
Residence: Orlando, Florida
Family: Wife, Hee Jae (Jamie); Sunwoo Stanley

Education: University of California-Berkeley
Special Interests: Soccer, Computer Games, Manchester United
Turned Professional: 2011
City plays from: Seoul, South Korea

Exempt Status

PGA TOUR Top 125 in 2019-20 FedExCup standings (thru 2020-21)

Career Victories

Player Statistics

Career Low Round: 62 - 2019 Wyndham Championship (Round 1)
Career High FedExCup Rank: #6 : 2020 Sanderson Farms Championship
Career High Official World Golf Rank: #24 : 2016 Wells Fargo Championship
Career Largest Paycheck: \$783,200 : 2018 the Memorial Tournament presented by Nationwide (Finished 2)

2019-20 Season Highlights

Qualified for the FedExCup Playoffs for the fourth consecutive season, advancing to the BMW Championship for the third time and finishing the season No. 33 in the FedExCup standings, the first top-40 final standing of his career. Recorded five top-10s, collecting more than four for the first time in his career, and made the cut in 15 of 22 starts. Competed for the International Team at the Presidents Cup, making his debut at the event.

PGA TOUR

Sanderson Farms Championship - Earned the seventh top-five of his career at the Sanderson Farms Championship, finishing alone in third place at 17-under 271. Opened with back-to-back 66s to hold a two-shot second-round lead, the third 36-hole lead/co-lead of his career (fell to 0-for-3). Played the par-4s in 14-under, the best mark in the field. **THE CJ CUP @ NINE BRIDGES** - Finished T6 at THE CJ CUP @ NINE BRIDGES, the best result of any of the 16 Korean players in the field. Held the first-round lead after an opening 64, the second 18-hole lead/co-lead of his career (fell to 0-for-2). **The Honda Classic** - Finished T4 at The Honda Classic despite opening with a 76 that placed him T132 after 18 holes. Was the only player in the field to finish with three consecutive scores in the 60s.

National Team Selections

Presidents Cup : 2019 **Olympic Games** : 2016 **World Cup** : 2016, 2018

Career Records

PGA TOUR (Playoff Record: 0 - 2)											
Season	Events	Rounds	1st	2nd	3rd	Top 10	Top 25	Cuts Made	Cuts Missed	WD	FedExCup Rank
Total:	118	387		3	2	17	34	84	34	1	
2020	22	75			1	5	9	15	7		33
2019	22	77			1	3	8	19	3	1	53
2018	24	84		2		4	7	19	5		42
2017	22	72				3	4	17	5		102
2016	14	43		1		2	5	10	4		
2015	5	14					1	2	3		
2014	1	4						1			
2010	8 (A)	18						1	7		

(A) - Amateur

Top Tournaments

PGA TOUR									
THE PLAYERS Championship	Masters Tournament	PGA Championship	U.S. Open	The Open Championship	WGC-HSBC Champions	WGC-Mexico	WGC-Dell Technologies Match Play	WGC-FedEx St. Jude Inv	
2020 CNL		T22			T14	T29		T12	
2019 T26		CUT	T16	T32	T41	T45	T40		
2018 T30		T56	67	T51				T57	
2017	T33	T28	CUT	CUT	T63	T48	T58		
2016 CUT	CUT	CUT	T23	T59	T19	T52	T9	T49	
2015		CUT	CUT	CUT				T57	
2014				T26					
2010	CUT		CUT	CUT					

FedExCup Playoffs

THE NORTHERN TRUST	Dell Technologies Championship	BMW Championship	TOUR Championship
2020 CUT		T12	
2019 T38		T28	
2018 T40	T31	T29	
2017 CUT			

Personal

- English name is Ben. Parents are Jae Hyung Ahn and Zhimin Jiao, who represented South Korea and China, respectively in table tennis, with both parents earning medals.
- Moved to the U.S. in 2005 to attend the David Leadbetter Golf Academy in Florida.



Abraham Ancer

Height: 5'7" (1.7 m)
Weight: 160 (70 kg)
Age: 29 (February 27, 1991)
Birthplace: McAllen, Texas
Residence: San Antonio, Texas
Family: Single

Education: University of Oklahoma 2013, Multi-Disciplinary Studies
Special Interests: Hunting, going to the shooting range, soccer
Turned Professional: 2013
City plays from: Reynosa, Mexico

Exempt Status

PGA TOUR Top 125 in 2019-20 FedExCup standings (thru 2020-21)

Career Victories

Korn Ferry Tour Victories (1):

2015 (1) Nova Scotia Open.

Player Statistics

Career Low Round: 62 - 2018 Quicken Loans National (Round 3)

Career High FedExCup Rank: #8 : 2019 THE NORTHERN TRUST

Career High Official World Golf Rank: #20 : 2020 Rocket Mortgage Classic

Career Largest Paycheck: \$999,000 : 2019 THE NORTHERN TRUST (Finished 2)

2019-20 Season Highlights

Advanced to the TOUR Championship for the second consecutive season, tying Lanto Griffin for No. 18 in the FedExCup standings. Marked his third consecutive appearance in the FedExCup Playoffs. Finished solo-second at The American Express and RBC Heritage, becoming one of two players with multiple solo-second finishes during the season (other: Kevin Streelman). In all, recorded four top-10s and made the cut in 17 of 20 starts. Competed for the International Team at the Presidents Cup, making his debut at the event.

PGA TOUR

World Golf Championships-HSBC Champions - Closed with two 67s to finish T4 at the World Golf Championships-HSBC Champions, his first career top-10 in a WGC event. **Mayakoba Golf Classic** - At T8, was one of two players from Mexico to finish in the top-10 at the Mayakoba Golf Classic, joining runner-up Carlos Ortiz. Played the par-4s in 9-under, tied with Vaughn Taylor and Brendon Todd for best in the field. **The American Express** - Shot a final-round 63 at The American Express to finish second, two strokes behind champion Andrew Landry. Marked his second runner-up in an 11-start stretch on TOUR (first: 2019 THE NORTHERN TRUST). Made just two bogeys, the fewest of any player in the field. Led the field in Greens in Regulation Percentage (79.17%).

National Team Selections

Presidents Cup : 2019 **World Cup** : 2018

Career Records

PGA TOUR (Playoff Record: 0-0)

Season	Events	Rounds	1st	2nd	3rd	Top 10	Top 25	Cuts Made	Cuts Missed	WD	FedExCup Rank	Earnings
Total:	97	310		3		13	29	64	32	1		\$7,447,256
2020	20	74		2		4	9	17	3		18	\$2,903,306
2019	27	88	1			4	10	20	7		21	\$2,688,625
2018	30	96				5	9	20	9	1	60	\$1,676,695
2017	1	4						1				\$15,820
2016	19	48					1	6	13		190	\$162,811

(A) - Amateur

Top Tournaments

PGA TOUR	THE PLAYERS Championship	Masters Tournament	PGA Championship	U.S. Open	The Open Championship	WGC-HSBC Champions	WGC-Mexico	WGC-Dell Technologies Match Play	WGC-FedEx St. Jude Inv
2020	CN1		T43			T4	T12		T15
2019	T12		T16	T49	CUT		T39	T17	
2018					CUT		T52		

FedExCup Playoffs

	THE NORTHERN TRUST	Dell Technologies Championship	BMW Championship	TOUR Championship
2020	CUT		T33	T18
2019	2		T28	T21
2018	CUT	T7	T51	

Personal

- Was born in South Texas but grew up in Reynosa, Mexico, where he lived until age 14. Parents are both natives of Mexico and he has dual citizenship in Mexico and the United States.
- Attended Sharyland High School in Mission, Texas, where he was All-Valley four years and a three-time MVP.
- Attended Odessa Junior College before transferring and graduating from the University of Oklahoma.
- Got hooked on golf as the first sport he played.
- Early golf memories include beating his dad for the first time and meeting Jack Nicklaus.
- If not a professional golfer, he would pursue race-car driving.
- Would like to change places with Sebastian Vettel for a day because "to drive an F1 car is way too much fun."
- Enjoys collecting putters.
- Bucket list includes jumping out of an airplane and flying a fighter jet.
- Favorite quote is from Zig Ziglar, who said, "You are the only person on earth who can use your ability."



Mark Anderson

Height: 6'1" (1.85 m)
Weight: 190 (82 kg)
Age: 34 (February 14, 1986)
Birthplace: Annapolis, Maryland
Residence: Beaufort, South Carolina
Family: Wife, Meredith; Ian, Teagan Jane

Education: University of South Carolina (2008, Business Management)
Special Interests: Fishing, hunting, boating, gardening, anything outdoors
Turned Professional: 2009
City plays from: Beaufort, SC, United States

Exempt Status

PGA TOUR Top 50 from 2019 Korn Ferry Tour (thru 2020-21)

Career Victories

Korn Ferry Tour Victories (2):

2013 (1) BMW Charity Pro-Am Presented by SYNEX Corporation. **2019 (1)** Country Club de Bogota Championship.

Player Statistics

Career Low Round: 64 - 2020 Sony Open in Hawaii (Round 3)

Career High FedExCup Rank: #36 : 2020 A Military Tribute at The Greenbrier

Career High Official World Golf Rank: #255 : 2019 PGA Championship

Career Largest Paycheck: \$112,800 : 2012 Children's Miracle Network Hospitals Classic (Finished 9)

Career Records

PGA TOUR (Playoff Record: 0 - 0)

Season	Events	Rounds	1st	2nd	3rd	Top 10	Top 25	Cuts Made	Cuts Missed	WD	FedExCup Rank	Earnings
Total:	82	229				2	8	36	46			\$1,183,295
2020	16	47					1	9	7		158	\$278,630
2019	1	2							1			
2017	20	52				1	2	6	14		194	\$188,806
2016	1	2							1			
2015	7	20					1	3	4			\$129,215
2014	8	22					1	3	5		212	\$122,598
2013	1	4						1				\$12,824
2012	25	73				1	3	13	12		164	\$441,019
2011	1	2							1			
2010	1	3						1				\$10,203
2009	1(A)	2							1			

(A) - Amateur

Personal

- Lists Cypress, Pine Valley and St. Andrews as courses he would like to play.
- Began playing golf at the age of four. Played soccer, baseball and golf growing up, but chose golf because he wasn't fast enough for soccer and couldn't hit in baseball.
- Brother Ben is in the US Coast Guard.
- Favorite foods are seafood, sushi and Chinese.
- Favorite city is Rome.
- Favorite movie is Gladiator.
- Favorite book is Atlas Shrugged.
- Favorite golf courses are Wade Hampton, Pebble Beach and Seclusion Golf Club.



Kiradech Aphibarnrat (KEY-rah-debt a-pee-BARN-rat)

Height: 5'8" (1.73 m)
Weight: 229 (kg)
Age: 31 (July 23, 1989)
Birthplace: Bangkok, Thailand
Residence: Bangkok, Thailand
Family: Wife, Tunyatom

Special Interests: Car racing
Turned Professional: 2008
City plays from: Thailand

Exempt Status

PGA TOUR Top 125 in 2018-19 FedExCup standings (thru 2020-21)

Career Victories

Player Statistics

Career Low Round: 64 - 2020 AT&T Pebble Beach Pro-Am (Round 3)

Career High FedExCup Rank: #22 : 2019 World Golf Championships-HSBC Champions

Career High Official World Golf Rank: #29 : 2018 U.S. Open

Career Largest Paycheck: \$472,000 : 2019 World Golf Championships-Mexico Championship (Finished 3)

National Team Selections

Olympic Games : 2016 **World Cup** : 2011, 2013, 2016, 2018 **Eurasia Cup** : 2014, 2016 **Royal Trophy** : 2011, 2013

Career Records

PGA TOUR (Playoff Record: 0-0)

Season	Events	Rounds	1st	2nd	3rd	Top 10	Top 25	Cuts Made	Cuts Missed	WD	FedExCup Rank	Earnings
Total:	68	207			2	9	17	44	23	1		\$3,545,653
2020	7	19				1	1	2	5		188	\$293,119
2019	20	62			1	3	5	13	7		83	\$1,630,073
2018	14	46				2	5	11	3			\$484,734
2016	11	32				1	3	7	4			\$404,550
2015	4	12				1	1	2	2			\$229,250
2014	9	26			1	1	1	7	1	1		\$445,178
2013	3	10					1	2	1			\$58,750

(A) - Amateur

Top Tournaments

PGA TOUR	THE PLAYERS Championship	Masters Tournament	PGA Championship	U.S. Open	The Open Championship	WGC-HSBC Champions	WGC-Mexico	WGC-Dell Technologies Match Play	WGC-FedEx St. Jude Inv
2020 CNL									
2019 CUT		T49	T41	CUT	T32	T4	T3	T40	
2018 T30		T44	CUT	T5	T75	T24	T5		T31
2016 CUT		T15	T66	CUT	CUT	T30	T49	T18	53
2015			T68		CUT				
2014			W/D		CUT	T55	67	T33	
2013			T25		CUT				T40
2011						T66			
2010						74			

FedExCup Playoffs

THE NORTHERN TRUST Dell Technologies Championship BMW Championship TOUR Championship

2019 T71

Personal

- In 2018, became the first player from Thailand to earn a PGA TOUR card.
- Was previously known as Anujit Hirunratanakorn but changed his name, a Thai tradition that is said to bring good luck.
- Got married on Valentine's Day 2016, then delayed honeymoon to tee it up at the Maybank Championship Malaysia (missed cut). Wedding ceremony included a hot air balloon ride over Singha Park in their native Thailand.
- Likes car racing but gave it up after deeming it to be dangerous.



Ryan Armour

Height: 5'9" (1.75 m)
Weight: 170 (77 kg)
Age: 44 (February 27, 1976)
Birthplace: Akron, Ohio
Residence: Jupiter, Florida
Family: Wife, Erin; Patrick David, Nicholas John

Education: Ohio State University (1999, Communications)
Special Interests: All sports, reading
Turned Professional: 1999
City plays from: Silver Lake, OH, United States

Exempt Status

PGA TOUR Tournament winner (thru 2020-21)

Career Victories

PGA TOUR Victories (1):

2018 (1) Sanderson Farms Championship.

Korn Ferry Tour Victories (1):

2016 (1) Panama Claro Championship.

2019-20 Season Highlights

Qualified for the FedExCup Playoffs for the third consecutive season and finished at No. 101 in the FedExCup standings. Made eight of 21 cuts and recorded three top-10 finishes, including back-to-back top-10s at the Travelers Championship (T6) and the Rocket Mortgage Classic (T4).

Career Records

PGA TOUR (Playoff Record: 0-0)

Season	Events	Rounds	1st	2nd	3rd	Top 10	Top 25	Cuts Made	Cuts Missed	WD	FedExCup Rank	Earnings
Total:	184	560	1	1		11	36	99	83	1		\$6,128,418
2020	21	58				3	6	8	13		101	\$850,571
2019	28	92				1	7	17	11		100	\$955,468
2018	32	107	1	1		3	9	22	10		49	\$2,485,203
2017	20	59				1	1	11	9		159	\$443,006
2016	1	4					1	1				\$32,455
2015	17	44					1	6	11		195	\$144,229
2010	1	2							1			
2008	32	87					4	13	17	1	158	\$354,508
2007	32	107				3	7	21	11		128	\$862,979

(A) - Amateur

Top Tournaments

PGA TOUR	THE PLAYERS Championship	Masters Tournament	PGA Championship	U.S. Open	The Open Championship	WGC-HSBC Champions	WGC-Mexico	WGC-Dell Technologies Match Play	WGC-FedEx St. Jude Inv
2020	CN/L								
2019	CUT		CUT						
2018	CUT		CUT		CUT				
2008	W/D								

FedExCup Playoffs

	THE NORTHERN TRUST	Dell Technologies Championship	BMW Championship	TOUR Championship
2020	CUT			
2019	T43			
2018	T78	T35	T51	
2007	T21			

Player Statistics

Career Low Round: 61 - 2017 Wyndham Championship (Round 2)

Career High FedExCup Rank: #7 : 2018 Sanderson Farms Championship

Career High Official World Golf Rank: #99 : 2019 Valspar Championship

Career Largest Paycheck: \$774,000 : 2018 Sanderson Farms Championship (Finished 1)

Personal

- Attended Walsh Jesuit High School in Cuyahoga Falls, Ohio. Played high school basketball.
- Earliest golf memory is having Sunday brunch and playing golf with his family.
- Biggest thrill outside golf was the birth of his sons.
- Favorite motto is "Have you worked hard enough today?"
- Would round out his dream foursome with his two sons and his brother.
- Favorite college team is Ohio State and pro team is the Pittsburgh Steelers.



Aaron Baddeley (BAD-lee)

Height: 6'0" (1.83 m)

Weight: 175 (80 kg)

Age: 39 (March 17, 1981)

Birthplace: Lebanon, New Hampshire

Residence: Scottsdale, Arizona

Family: Wife, Richelle; Jewell Kalaiah, Jolee Zariah, Jeremiah Aaron, Josiah Luke, Jaddex, Jedidiah Ezekiel

Special Interests: Family, music, fitness, cars

Turned Professional: 2000

City plays from: Melbourne, Australia

Exempt Status

PGA TOUR Top 125 in 2018-19 FedExCup standings (thru 2020-21)

Career Victories

PGA TOUR Victories (4):

2006 (1) Verizon Heritage. **2007 (1)** FBR Open. **2011 (1)** Northern Trust Open. **2016 (1)** Barbasol Championship.

Player Statistics

Career Low Round: 62 - 2003 Valero Texas Open (Round 1)

Career High FedExCup Rank: #4 : 2019 Safeway Open

Career High Official World Golf Rank: #16 : 2008 EDS Byron Nelson Championship

Career Largest Paycheck: \$1,170,000 : 2011 Northern Trust Open (Finished 1)

National Team Selections

Eisenhower Trophy : 1998, 2000 **Presidents Cup :** 2011 **World Cup :** 2001

Career Records

PGA TOUR (Playoff Record: 1 - 1)												
Season	Events	Rounds	1st	2nd	3rd	Top 10	Top 25	Cuts Made	Cuts Missed	WD	FedExCup Rank	Earnings
Total:	441	1361	4	5	2	49	105	268	170	3		\$21,735,103
2020	17	47					2	7	10		159	\$286,504
2019	18	55		1		3	6	10	7	1	116	\$904,982
2018	27	78				1	5	15	12		132	\$725,928
2017	20	57				2	4	11	9		138	\$755,356
2016	28	89	1			5	7	19	9		69	\$1,644,915
2015	25	74				1	3	13	12		157	\$439,925
2014	24	72				2	4	13	11		114	\$942,559
2013	24	66				2	4	10	14		101	\$721,024
2012	22	72				3	6	16	6		78	\$1,215,753
2011	22	77	1		1	5	11	17	5		14	\$3,094,693
2010	26	94			1	2	4	21	5		94	\$879,317
2009	23	65				2	6	14	8	1	111	\$837,065
2008	22	73		1		3	9	17	5		43	\$1,665,587
2007	23	80	1	1		7	13	19	4	6		\$3,441,119
2006	25	76	1			2	6	14	11			\$1,516,513
2005	27	82				5	8	16	11			\$1,006,006
2004	27	85		1		1	3	16	11			\$632,876
2003	20	67		1		3	4	15	4	1		\$989,168
2002	3	10						2	1			\$16,380
2001	9	22						2	7			\$19,435
2000	9 (A)	20						1	8			

(A) - Amateur

Top Tournaments

PGA TOUR	THE PLAYERS Championship	Masters Tournament	PGA Championship	U.S. Open	The Open Championship	WGC-HSBC Champions	WGC-Mexico	WGC-Dell Technologies Match Play	WGC-FedEx St. Jude Inv
2020	CN1								
2019	CUT			CUT					
2018				T25					
2017	T41				T27				
2016	CUT		T49						
2015	CUT								
2014	CUT			T23					
2013	CUT			CUT					
2012	CUT	T40	T42		T69		12	T33	T8
2011	T6	T47	CUT		CUT	T23	T28		T11
2010	CUT			CUT					
2009	T9	T17	CUT				DQ	T33	
2008	T32	CUT	T13		CUT		T15	T9	T43
2007	T37	T52	CUT		T13		T6	T9	T20
2006	CUT		T55		CUT				T54
2005	T8								
2004	CUT				CUT				
2003			T57		CUT				
2001		CUT			CUT				
2000		CUT			CUT				

FedExCup Playoffs

	THE NORTHERN TRUST	Dell Technologies Championship	BMW Championship	TOUR Championship
2019	W/D			
2016	CUT	T67	T61	
2014	CUT			
2013	T43			
2012	CUT	T42		
2011	T13	T77	T22	T3
2010	T56	69		
2009	CUT			
2008	CUT	T73	T10	
2007	T25	5	2	24

Personal

- Known on TOUR by his nickname "Badds."
- Born in New Hampshire before family moved back to Australia when Aaron was only 2. Father Ron served as chief mechanic for Mario Andretti's race team in New Hampshire. Holds dual American and Australian citizenship.
- Introduced to golf at age 8 by his grandmother, Jean Baddeley.
- Hobbies include fitness, cars, sports, reading, go-karting, fishing and spending time with his wife and children.



Sangmoon Bae^(BAY)

Height: 6'0" (1.83 m)
Weight: 180 (82 kg)
Age: 34 (June 21, 1986)
Birthplace: Daegu, South Korea
Residence: Kyunggi-do, South Korea
Family: Single

Education: Sungkyunkwan University (2011)
Special Interests: Baseball, skiing, soccer
Turned Professional: 2004
City plays from: Las Vegas, NV, United States

Exempt Status

PGA TOUR Past champion beyond 150 in 2019-20 FedExCup (thru 2020-21)

Career Victories

PGA TOUR Victories (2):

2013 (1) HP Byron Nelson Championship. **2015 (1)** Frys.com Open.

Korn Ferry Tour Victories (1):

2018 (1) Albertsons Boise Open presented by Kraft Nabisco.

2019-20 Season Highlights

Korn Ferry Tour

El Bosque Mexico Championship by INNOVA - Highlighted by an 18-hole tournament record 10-under 62 in the second round, as well as the outright 36-hole lead, finished the week T7 at 10-under 277.

National Team Selections

Presidents Cup : 2015 **World Cup** : 2008, 2013 **Royal Trophy** : 2011

Career Records

PGA TOUR (Playoff Record: 0-1)

Season	Events	Rounds	1st	2nd	3rd	Top 10	Top 25	Cuts Made	Cuts Missed	WD	FedExCup Rank	Earnings
Total:	157	461	2	1		9	19	83	69	5		\$6,630,125
2020	9	20						3	6		221	\$37,910
2019	22	54						8	14		205	\$172,472
2018	17	43					1	5	11	1	202	\$184,057
2015	30	98	1			5	6	20	9	1	26	\$2,599,632
2014	24	76					6	13	11		122	\$718,111
2013	26	83	1			2	2	16	9	1	69	\$1,714,640
2012	25	77		1		2	4	17	6	2	96	\$1,165,952
2011	2	6						1	1			\$37,351
2009	2	4							2			

(A) - Amateur

Top Tournaments

PGA TOUR	THE PLAYERS Championship	Masters Tournament	PGA Championship	U.S. Open	The Open Championship	WGC-HSBC Champions	WGC-Mexico	WGC-Dell Technologies Match Play	WGC-FedEx St. Jude Inv
2016							DNS		DNS
2015	T30	T33	64				T46		T63
2014	68	CUT							
2013	T33		CUT	CUT					T53
2012	CUT	T37	T54	CUT	T64		71	T5	66
2011				T42	CUT				
2009				CUT					

FedExCup Playoffs

	THE NORTHERN TRUST	Dell Technologies Championship	BMW Championship	TOUR Championship
2015	T6	T39	T53	T18
2014	CUT			
2013	CUT		T54	
2012	CUT	78		

Player Statistics

Career Low Round: 63 - 2015 The Barclays (Round 3)

Career High FedExCup Rank: #1 : 2015 CIMB Classic

Career High Official World Golf Rank: #27 : 2012 Transitions Championship

Career Largest Paycheck: \$1,206,000 : 2013 HP Byron Nelson Championship (Finished 1)

Personal

- Following the 2015 Presidents Cup, served as a rifleman in the South Korean army as part of a mandatory two-year military commitment. Returned to the PGA TOUR at the 2017 Safeway Open, site of his second PGA TOUR win.
- Achieved his goal of playing Augusta National when he qualified for the 2012 Masters Tournament.
- Favorite food is Korean barbecue.
- Would include Tiger Woods as one of the players in his dream foursome.
- Began playing at age 11 at the urging of his parents, who both play. Was more interested in baseball as a youth before turning his full-time athletic attention to golf.
- Was the fourth Korean-born player to win on the PGA TOUR, joining K.J. Choi, Y.E. Yang and Kevin Na. Was the sixth player of Korean descent to win, joining Choi, Yang, Na, Anthony Kim and John Huh. Kim and Huh were both born in the United States.



Briny Baird

Height: 5'11" (1.8 m)

Weight: 185 (84 kg)

Age: 48 (May 11, 1972)

Birthplace: Miami Beach, Florida

Residence: Jupiter, Florida

Family: Wife, Laura; Madison Kaye, Taylor Rae, Brody Gray

Education: Valdosta State University (1995, Communications)

Special Interests: Fishing

Turned Professional: 1995

City plays from: Palm City, FL, United States

Exempt Status

PGA TOUR Major Medical Extension

Career Victories

Korn Ferry Tour Victories (1):

2000 (1) BUY.COM Monterrey Open.

Player Statistics

Career Low Round: 62 - 2008 Wyndham Championship (Round 3)

Career High FedExCup Rank: #7 : 2014 The McGladrey Classic

Career High Official World Golf Rank: #53 : 2004 BellSouth Classic

Career Largest Paycheck: \$540,000 : 2011 Frys.com Open (Finished 2)

Career Records

PGA TOUR (Playoff Record: 0 - 1)

Season	Events	Rounds	1st	2nd	3rd	Top 10	Top 25	Cuts Made	Cuts Missed	WD	FedExCup Rank	Earnings
Total:	379	1220		6	2	31	88	243	122	12		\$13,251,178
2014	17	50		1		1	1	8	7	2	141	\$616,316
2012	13	38				1	1	6	6	1	196	\$154,111
2011	19	60	1			3	3	11	7	1	151	\$942,286
2010	28	87				1	6	15	12	1	111	\$753,577
2009	28	89		1		3	6	16	12		80	\$1,186,982
2008	30	113				3	14	26	3	1	27	\$2,039,808
2007	31	115				1	7	26	5		101	\$985,453
2006	25	77				3	8	16	8	1		\$844,547
2005	33	96				2	5	18	13	1		\$624,191
2004	30	97		1		3	9	21	8	1		\$1,156,517
2003	33	109		1	1	7	16	24	7	2		\$2,202,519
2002	33	108			1	2	6	22	10			\$817,514
2001	31	103		1		2	6	22	9			\$812,001
1999	28	78						12	15	1		\$115,357

(A) - Amateur

Top Tournaments

PGA TOUR	THE PLAYERS Championship	Masters Tournament	PGA Championship	U.S. Open	The Open Championship	WGC-HSBC Champions	WGC-Mexico	WGC-Dell Technologies Match Play	WGC-FedEx St. Jude Inv
2014	W/D								
2012	W/D								
2011				CUT					
2010	CUT								
2009	CUT	CUT	CUT	CUT	CUT		T31		
2008	4		T42						
2007	CUT								
2005	T56								
2004	T33	CUT	T37	CUT			T33		
2003	T11		T39						
2002	T49		T43						
2001			T22	T40					

FedExCup Playoffs

	THE NORTHERN TRUST	Dell Technologies Championship	BMW Championship	TOUR Championship
2010	CUT			
2009	CUT	T61		
2008	T48	T21	T38	T27
2007	T41	T30		

Personal

- MVP of high school soccer team.
- Father, Butch, won twice while playing the PGA TOUR and was a two-time PGA TOUR Champions winner.
- Has an unusual putting style he adopted from his teacher in 1999. Keeps most of his weight on his left foot, which is placed decidedly forward, to encourage remaining still over putts.



Chris Baker

Height: 6'0" (1.83 m)
Weight: 170 (77 kg)
Age: 34 (March 01, 1986)
Birthplace: Seymour, Indiana
Residence: Jacksonville Beach, Florida
Family: Single

Education: Iowa State University (2008, Marketing and Management)
Special Interests: Snowboarding, fishing, hunting, yoga
Turned Professional: 2008
City plays from: Jacksonville Beach, FL, United States

Exempt Status

PGA TOUR Top 50 from 2019 Korn Ferry Tour (thru 2020-21)

Career Victories

Player Statistics

Career Low Round: 63 - 2020 Wyndham Championship (Round 2)

Career High FedExCup Rank: #146 : 2020 Mayakoba Golf Classic

Career High Official World Golf Rank: #363 : 2017 Arnold Palmer Invitational presented by Mastercard

Career Largest Paycheck: \$78,400 : 2020 Wyndham Championship (Finished 20)

Career Records

PGA TOUR (Playoff Record: 0 - 0)

Season	Events	Rounds	1st	2nd	3rd	Top 10	Top 25	Cuts Made	Cuts Missed	WD	FedExCup Rank	Earnings
Total:	18	51					1	9	9			\$270,300
2020	17	49					1	9	8		163	\$270,300
2016	1	2							1			

(A) - Amateur

Personal

- Has one sister, Cassie.
- Parents lived on a nine-hole course, which made it conducive for him to take up the game. Dad would pick him up from grade school and they would head straight to the golf course.
- Favorite courses are Whispering Pines, TPC Sawgrass and Hickory Hills Golf Club. Favorite college teams are Iowa State and Indiana University and pro teams are the Indianapolis Colts and Indiana Pacers. Peyton Manning, Reggie Miller and Andrew Luck are his.
- Would like to trade places with someone in the military. "Would never be able to keep up but would just like to see how they work day in and day out."
- Bucket list includes visiting all 50 states and traveling the world.
- Would like to be featured in Entrepreneur Magazine. "It would be awesome to develop and successfully run a small business," he says.



Ricky Barnes

Height: 6'2" (1.88 m)
Weight: 200 (91 kg)
Age: 39 (February 06, 1981)
Birthplace: Stockton, California
Residence: Phoenix, Arizona
Family: Wife, Suzanne; Brady, Natalie, Dillon

Education: University of Arizona (2003, Communications)
Special Interests: Playing and watching sports
Turned Professional: 2003
City plays from: Phoenix, AZ, United States

Exempt Status

PGA TOUR Veteran member beyond 150 in 2019-20 FedExCup (thru 2020-21)

Career Victories

None.

Player Statistics

Career Low Round: 61 - 2019 Safeway Open (Round 2)

Career High FedExCup Rank: #16 : 2012 AT&T Pebble Beach National Pro-Am

Career High Official World Golf Rank: #58 : 2010 RBC Canadian Open

Career Largest Paycheck: \$559,830 : 2009 U.S. Open Championship (Finished 2)

Career Records

PGA TOUR (Playoff Record: 0 - 0)												
Season	Events	Rounds	1st	2nd	3rd	Top 10	Top 25	Cuts Made	Cuts Missed	WD	FedExCup Rank	Earnings
Total:	310	935	1	3	18	53	175	131	3			\$8,635,372
2020	11	32				1	5	6		195		\$158,741
2019	11	25					2	9		245		\$22,370
2018	22	59				1	3	11	10		175	\$340,591
2017	31	92					7	19	12		139	\$697,624
2016	29	93				4	7	20	8	1	71	\$1,158,800
2015	27	78		1	1	4	4	13	14		155	\$614,455
2014	27	88				2	5	19	7	1	113	\$706,855
2013	26	70					5	11	15		132	\$553,878
2012	28	88			1	1	4	18	10		89	\$805,408
2011	23	78				2	4	16	6	1	97	\$951,587
2010	28	103			1	6	9	23	5		64	\$1,835,195
2009	23	67		1		1	1	11	12		142	\$684,863
2007	2	6						1	1			\$12,540
2006	2	7						1	1			\$6,947
2005	1	2							1			
2004	7	18					1	2	5			\$85,520
2003	6	11							6			
2003	4 (A)	14					2	3	1			
2002	1 (A)	2							1			
2000	1 (A)	2							1			

(A) - Amateur

Top Tournaments

PGA TOUR									
THE PLAYERS Championship	Masters Tournament	PGA Championship	U.S. Open	The Open Championship	WGC-HSBC Champions	WGC-Mexico	WGC-Dell Technologies Match Play	WGC-FedEx St. Jude Inv	
2017 T65									
2016 CUT									
2015 CUT									
2013 T72									
2012 T46									
2011 CUT	T20	T56		T57					
2010 CUT	T10	CUT		T27 T44					
2009				T2					
2007				CUT					
2003	21			T59	CUT				
2002				CUT					
2000				CUT					

FedExCup Playoffs

THE NORTHERN TRUST	Dell Technologies Championship	BMW Championship	TOUR Championship
2016 T53	T53		
2014 T68			
2012 T24	CUT		
2011 CUT	76		
2010 CUT	T57	T67	

Personal

- Established the Ricky Barnes Foundation.
- Lists Larry Bird as his hero.
- Got his start in golf from his parents.
- His dad, Bruce, was a punter for the New England Patriots (1973-74).
- Married to professional volleyball player Suzanne Stonebarger.



Daniel Berger

Height: 6'1" (1.85 m)
Weight: 175 (79 kg)
Age: 27 (April 07, 1993)
Birthplace: Plantation, Florida
Residence: Jupiter, Florida
Family: Single

Education: Florida State University
Turned Professional: 2013
City plays from: Jupiter, FL, United States

Exempt Status

PGA TOUR Tournament winner (thru 2022-23)

Career Victories

PGA TOUR Victories (3):

2016 (1) FedEx St. Jude Classic. **2017 (1)** FedEx St. Jude Classic. **2020 (1)** Charles Schwab Challenge.

Player Statistics

Career Low Round: 62 - 2016 Travelers Championship (Round 3)

Career High FedExCup Rank: #4 : 2020 THE NORTHERN TRUST

Career High Official World Golf Rank: #13 : 2020 TOUR Championship

Career Largest Paycheck: \$1,350,000 : 2020 Charles Schwab Challenge (Finished 1)

2019-20 Season Highlights

Won his third career PGA TOUR title the Charles Schwab Challenge and advanced to the TOUR Championship for the fourth time, finishing the season tied with Hideki Matsuyama for No. 15 in the FedExCup standings. Marked his fifth season qualifying for the FedExCup Playoffs and first since 2017-18. Victory came in the PGA TOUR's first event back from the suspension of the season due to COVID-19 and in a playoff against Collin Morikawa. Was recognized through the Wyndham Rewards Top 10, holding the No. 7 position in the FedExCup standings entering the Playoffs. Recorded six top-five finishes, all coming within an eight-start stretch, and made 15 cuts in 17 starts. Played 32 consecutive rounds of par-or-better scores (ZOZO CHAMPIONSHIP-RBC Heritage), the longest streak of any player during the season. Led the PGA TOUR in Scrambling (67.45 percent).

PGA TOUR

AT&T Pebble Beach Pro-Am - Finished T5 at the AT&T Pebble Beach Pro-Am, his best result since a runner-up at the 2019 Puerto Rico Open. **The Honda Classic** - Recorded his third consecutive top-10 on TOUR with a T4 at The Honda Classic. Co-led the field in Par-3 Scoring Average (2.75). **Charles Schwab Challenge** - Earned his third PGA TOUR title at the Charles Schwab Challenge, defeating Collin Morikawa in a playoff to win the first TOUR event following the suspension of the season due to the COVID-19 pandemic. Made a par at the first extra hole, the par-4 17th, while Morikawa missed a par putt to extend the playoff. Each of his previous two victories also came during the second week of June (2016 FedEx St. Jude Classic, 2017 FedEx St. Jude Classic). Moved to No. 11 in the FedExCup standings, reaching that mark for the first time since the start of the 2017-18 season. 72-hole score of 265 marked the first score of 265 or better in his career. **World Golf Championships-FedEx St. Jude Invitational** - Earned his fifth top-five in a six-start stretch, finishing T2 at the World Golf Championships-FedEx St. Jude Invitational. Played the event for the first time since it moved to TPC Southwind, site of his first two wins on the PGA TOUR. Earned a spot in the 2020 U.S. Open as the only player in the top 10 not otherwise exempt. **THE NORTHERN TRUST** - Finished solo-third at THE NORTHERN TRUST, his sixth top-five in an eight-start stretch. Represented his first top-10 at the event and third in the FedExCup Playoffs.

National Team Selections

Presidents Cup : 2017 **Palmer Cup** : 2013

Career Records

PGA TOUR (Playoff Record: 1-2)

Season	Events	Rounds	1st	2nd	3rd	Top 10	Top 25	Cuts Made	Cuts Missed	WD	FedExCup Rank	Earnings
Total:	144	482	3	6	2	27	61	109	35	1		\$17,569,937
2020	17	64	1	1	2	7	13	15	2		15	\$4,439,420
2019	20	66		1		1	4	15	5		131	\$742,340
2018	23	76				1	9	18	5		70	\$1,721,763
2017	26	86	1	2		6	10	20	6		16	\$4,287,161
2016	26	89	1			6	12	23	3	1	26	\$3,290,764
2015	31	97		2		6	13	17	14		11	\$3,028,901
2014	1	4						1				\$59,588

(A) - Amateur

Top Tournaments

PGA TOUR	THE PLAYERS Championship	Masters Tournament	PGA Championship	U.S. Open	The Open Championship	WGC-HSBC Champions	WGC-Mexico	WGC-Dell Technologies Match Play	WGC-FedEx St. Jude Inv
2020	CNL		T13						T2
2019	T67		T71	T49					
2018	T57		T12	T6	CUT	T24	T14	T59	T48
2017	T65	T27	CUT	CUT	T27	T2	T16	T39	T17
2016	T9	T10	T73	T37		T11	T28	T61	W/D
2015	CUT		CUT		CUT				
2014				T28					

FedExCup Playoffs	THE NORTHERN TRUST	Dell Technologies Championship	BMW Championship	TOUR Championship
2020	3		T25	T15
2018	T15	T35	DNS	
2017	33	T61	T33	15
2016	T70	T41	T10	T15
2015	CUT	T12	2	T12

Personal

- Did not play high school golf, instead competing on both the national and international levels while earning his academic diploma.
- Turned pro after two years at Florida State.
- Father, Jay, is the former director of men's tennis for the USTA, and has served as an assistant coach for the U.S. Davis Cup and Olympic tennis teams and was head coach of the 2012 U.S. Olympic tennis team.
- If not a professional golfer, he would be a professional tennis player.
- Had his first hole-in-one at age 13.
- During off weeks, he enjoys spending time on his boat.
- Favorite quote is "Winning means you're willing to go longer, work harder and give more than anyone else."



Lucas Bjerregaard (burr-REE-guard)

Height: 6'2" (1.88 m)
Weight: 183 (83 kg)
Age: 29 (August 14, 1991)
Birthplace: Frederikshavn, Denmark
Residence: Monaco
Family: Henriette; Josephine

Special Interests: Weight lifting
Turned Professional: 2011
City plays from: Denmark

Exempt Status

PGA TOUR Top 125 non-member 2018-19 (thru 2020-21)

Career Victories

Player Statistics

Career Low Round: 66 - 2020 The American Express (Round 3)

Career High FedExCup Rank: #141 : 2020 Houston Open

Career High Official World Golf Rank: #42 : 2019 Wells Fargo Championship

Career Largest Paycheck: \$574,000 : 2019 World Golf Championships-Dell Technologies Match Play (Finished 4)

National Team Selections

Eisenhower Trophy : 2008, 2010

Career Records

PGA TOUR (Playoff Record: 0-0)												
Season	Events	Rounds	1st	2nd	3rd	Top 10	Top 25	Cuts Made	Cuts Missed	WD	FedExCup Rank	Earnings
Total:	27	73				1	5	11	16			\$652,273
2020	10	23						1	9		232	\$21,825
2019	14	42				1	5	9	5			\$592,694
2015	1	2							1			
2014	1	4						1				\$37,754
2011	1 (A)	2							1			

(A) - Amateur

Top Tournaments

PGA TOUR									
THE PLAYERS Championship	Masters Tournament	PGA Championship	U.S. Open	The Open Championship	WGC-HSBC Champions	WGC-Mexico	WGC-Dell Technologies Match Play	WGC-FedEx St. Jude Inv	
2019 T30	T21	T16	CUT	T16	T69	69	4	T51	
2015			CUT						
2014			CUT						
2011			T40	CUT					

Personal

- Lives in Monaco with high school sweetheart, Henriette. The couple are parents to daughter Josephine, born in December 2017.
- Grandfather was an ice hockey player and eventual coach who tried to get Lucas to take up the game at age 2.



Zac Blair

Height: 5'6" (1.68 m)
Weight: 155 (70 kg)
Age: 30 (August 20, 1990)
Birthplace: Salt Lake City, Utah
Residence: St. George, Utah
Family: Wife, Alicia; Charles

Education: Brigham Young University (2014, Recreation Management)
Special Interests: Video games, hanging out with friends, Legos
Turned Professional: 2014
City plays from: Orem, UT, United States

Exempt Status

PGA TOUR Top 125 in 2019-20 FedExCup standings (thru 2020-21)

Career Victories

Korn Ferry Tour Victories (1):

2019 (1) Ellie Mae Classic at TPC Stonebrae.

Player Statistics

Career Low Round: 64 - 2020 The American Express (Round 1)

Career High FedExCup Rank: #12 : 2015 Frys.com Open

Career High Official World Golf Rank: #119 : 2016 Sony Open in Hawaii

Career Largest Paycheck: \$394,400 : 2016 Sony Open in Hawaii (Finished 3)

2019-20 Season Highlights

Qualified for the FedExCup Playoffs for the third time in his career and first since the 2015-16 season, finishing the season No. 113 in the FedExCup standings. Recorded four top-25s, highlighted by a T4 at the Safeway Open, and made 12 of 23 cuts.

PGA TOUR

Safeway Open - Played his first five holes of the Safeway Open in 3-over before finishing T4 at 13-under. Marked first top-five since the 2016 Sony Open in Hawaii (3rd). Led the field in Strokes Gained: Putting (2.151 per round).

Career Records

PGA TOUR (Playoff Record: 0 - 0)												
Season	Events	Rounds	1st	2nd	3rd	Top 10	Top 25	Cuts Made	Cuts Missed	WD	FedExCup Rank	Earnings
Total:	143	432			1	6	19	85	56	1		\$4,056,682
2020	23	66				1	4	12	11		113	\$745,273
2019	2	6						1	1			\$6,660
2018	20	58					2	11	9		170	\$330,507
2017	32	99				1	2	21	11		126	\$788,352
2016	31	95			1	2	3	19	11		110	\$903,459
2015	34	104				2	8	20	13	1	59	\$1,244,676
2014	1	4						1				\$37,754

(A) - Amateur

Top Tournaments

PGA TOUR									
THE PLAYERS Championship	Masters Tournament	PGA Championship	U.S. Open	The Open Championship	WGC-HSBC Champions	WGC-Mexico	WGC-Dell Technologies Match Play	WGC-FedEx St. Jude Inv	
2019			CUT						
2017	CUT								
2016	T49		CUT						
2014				T40					

FedExCup Playoffs

THE NORTHERN TRUST	Dell Technologies Championship	BMW Championship	TOUR Championship
2020	CUT		
2016	T74		
2015	T4	T60	T53

Personal

- Attended Fremont High School in Plain City, Utah.
- Father, James, played for BYU from 1974-77 and was teammates with future TOUR players Mike Brannan, John Fought, Pat McGowan, Jim Nelford and Mike Reid. He also made 22 PGA TOUR starts between 1981 and 2002, including 13 in 1984.
- Earliest golf memory was caddying for his dad.
- Biggest thrill outside golf is powder skiing in Park City, Utah.
- Favorite books are from the "Harry Potter" series.
- Dream foursome would include his dad, Tiger Woods and Tom Brady.
- Not many people know he collects Legos.
- Motto is "Big-time players make big-time putts."
- Is a golf course-design enthusiast and is building a golf course near his home in St. George, Utah, called The Buck Club.



Ryan Blaum

Height: 5'8" (1.73 m)
Weight: 165 (75 kg)
Age: 36 (October 16, 1983)
Birthplace: Miami, Florida
Residence: Champions Gate, Florida
Family: Wife, Ashley; Bodie

Education: Duke University (2006, History, Sociology, Markets and Management)
Special Interests: Beach sports
Turned Professional: 2007
City plays from: Ponte Vedra Beach, FL, United States

Exempt Status

PGA TOUR 126-150 in 2018-19 FedExCup standings (thru 2020-21)

Career Victories

PGA TOUR Latinoamerica Victories (2):

2013 (2) Dominican Republic Open, Aberto do Brasil presented by Credit Suisse-Hedging Griffo.

National Team Selections

Arnold Palmer Cup : 2005

Career Records

PGA TOUR (Playoff Record: 0-0)

Season	Events	Rounds	1st	2nd	3rd	Top 10	Top 25	Cuts Made	Cuts Missed	WD	FedExCup Rank	Earnings
Total:	99	288				5	20	58	39	2		\$2,825,074
2020	5	8						5				
2019	28	82				1	5	18	10		137	\$755,802
2018	28	78				2	8	14	12	2	121	\$980,877
2017	29	96				2	6	22	7		107	\$962,768
2016	1	4						1				\$42,160
2014	1	2							1			
2013	3	6						1	2			\$20,417
2009	2	4							2			
2008	1	4					1	1				\$54,250
2007	1	4						1				\$8,800

(A)-Amateur

Top Tournaments

PGA TOUR	THE PLAYERS Championship	Masters Tournament	PGA Championship	U.S. Open	The Open Championship	WGC-HSBC Champions	WGC-Mexico	WGC-Dell Technologies Match Play	WGC-FedEx St. Jude Inv
2019	CUT								
2018	T77								
2014				CUT					
2009				CUT					

FedExCup Playoffs

	THE NORTHERN TRUST	Dell Technologies Championship	BMW Championship	TOUR Championship
2018	CUT			
2017	T62			

Player Statistics

Career Low Round: 64 - 2018 Quicken Loans National (Round 3)

Career High FedExCup Rank: #26 : 2017 Safeway Open

Career High Official World Golf Rank: #231 : 2018 Quicken Loans National

Career Largest Paycheck: \$281,600 : 2019 The RSM Classic (Finished 4)

Personal

- Was an outstanding high school athlete at Westminster Christian in Miami, where he lettered in golf, basketball and track.
- Father (Steve Blaum) played football at LSU. Brother (Brent Blaum) played golf at LSU and baseball at Alcorn State.
- Married to Ashley who was a collegiate volleyball and track athlete. She worked for the U.S. Congress in Washington, D.C.
- Enjoys fitness, surfing, fishing, and hunting.
- Loves all sports and cheers for Duke, the New Orleans Saints and the Washington Capitals.
- Likes to think that if he were not playing golf professionally he would be in the CIA.
- Is involved with Bunkers in Baghdad, a charity that provides golf equipment to troops serving overseas.



Jonas Blixt

Height: 5'10" (1.78 m)
Weight: 164 (74 kg)
Age: 36 (April 24, 1984)
Birthplace: Nassjo, Smaland, Sweden
Residence: Jacksonville Beach, Florida
Family: Single

Education: Florida State University (2008, International Business)
Special Interests: NHL, especially the Detroit Red Wings
Turned Professional: 2008
City plays from: Hammaro, Sweden

Exempt Status

PGA TOUR Major Medical Extension

Career Victories

PGA TOUR Victories (3):

2012 (1) Frys.com Open. **2013 (1)** The Greenbrier Classic. **2017 (1)** Zurich Classic of New Orleans.

Player Statistics

Career Low Round: 62 - 2015 Wyndham Championship (Round 3)

Career High FedExCup Rank: #18 : 2013 Hyundai Tournament of Champions

Career High Official World Golf Rank: #33 : 2014 Masters Tournament

Career Largest Paycheck: \$1,134,000 : 2013 The Greenbrier Classic (Finished 1)

National Team Selections

Palmer Cup : 2007 **World Cup** : 2013

Career Records

PGA TOUR (Playoff Record: 1-0)

Season	Events	Rounds	1st	2nd	3rd	Top 10	Top 25	Cuts Made	Cuts Missed	WD	FedExCup Rank	Earnings
Total:	192	567	3	1	3	13	37	106	86			\$10,059,472
2019	26	76				1	4	15	11		124	\$838,271
2018	23	61					1	10	13		173	\$368,518
2017	25	70	1			1	4	12	13		82	\$1,408,288
2016	26	76			1	2	4	15	11		107	\$1,115,322
2015	26	74				1	6	12	14		123	\$703,664
2014	21	62		1		1	5	12	9		102	\$1,342,198
2013	24	76	1			2	4	15	9		52	\$2,027,517
2012	21	72	1		2	5	9	15	6		71	\$2,255,695

(A) - Amateur

Top Tournaments

PGA TOUR	THE PLAYERS Championship	Masters Tournament	PGA Championship	U.S. Open	The Open Championship	WGC-HSBC Champions	WGC-Mexico	WGC-Dell Technologies Match Play	WGC-FedEx St. Jude Inv
2018 CUT					CUT				
2017 CUT			CUT						
2016 T19			CUT						
2015 CUT		T28			CUT	T14			
2014 T75		T2	T35	CUT	CUT	T63	T16	T17	T58
2013 77			4		T26				T59

FedExCup Playoffs

THE NORTHERN TRUST	Dell Technologies Championship	BMW Championship	TOUR Championship
2019 CUT			
2017 CUT	T40		
2016 T74			
2015 CUT			
2014 CUT			
2013 T58	T53	T51	
2012 T46	T20		

Personal

- Loves hockey and played for his state hockey team in Sweden.
- Says his biggest thrill in golf is competing, and his biggest thrill outside golf is doing things he hasn't done before.
- Favorite teams are Florida State, the Detroit Red Wings and Farjestad, a Swedish pro hockey team.



Dominic Bozzelli

(bo-ZELL-ee)

Height: 6'0" (1.83 m)
Weight: 180 (81 kg)
Age: 29 (May 22, 1991)
Birthplace: Rochester, New York
Residence: Auburn, Alabama
Family: Single

Education: Auburn University (2013, Interdisciplinary Studies, Business and Psychology)
Special Interests: Working out and most sports
Turned Professional: 2013
City plays from: Rochester, NY, United States

Exempt Status

PGA TOUR 126-150 in 2018-19 FedExCup standings (thru 2020-21)

Career Victories

Korn Ferry Tour Victories (1):

2016 (1) Corales Puntacana Resort and Club Championship.

Player Statistics

Career Low Round: 64 - 2019 Desert Classic (Round 3)

Career High FedExCup Rank: #16 : 2020 Sanderson Farms Championship

Career High Official World Golf Rank: #139 : 2017 Valero Texas Open

Career Largest Paycheck: \$365,400 : 2017 Valspar Championship (Finished 3)

Career Records

PGA TOUR (Playoff Record: 0 - 0)

Season	Events	Rounds	1st	2nd	3rd	Top 10	Top 25	Cuts Made	Cuts Missed	WD	FedExCup Rank	Earnings
Total:	81	233			1	6	12	40	41			\$2,201,467
2020	13	36				1	1	5	8		177	\$272,865
2019	24	67				2	5	13	11		139	\$668,449
2018	20	65					2	12	8		169	\$391,634
2017	24	65			1	3	4	10	14		119	\$868,519

(A) - Amateur

Top Tournaments

PGA TOUR	THE PLAYERS Championship	Masters Tournament	PGA Championship	U.S. Open	The Open Championship	WGC-HSBC Champions	WGC-Mexico	WGC-Dell Technologies Match Play	WGC-FedEx St. Jude Inv
2019	CUT								
2018	CUT								

Personal

- Favorite golf memory was beating his dad for the first time.
- Favorite professional teams are the New York teams, the Yankees, Jets, Knicks and Rangers. Favorite courses are Pumpkin Ridge, East Lake and Oak Hill and athletes are LeBron James, Kobe Bryant, Bo Jackson and Deion Sanders.
- Biggest thrill outside golf was graduating from college.
- Best sporting event ever attended was the 2013 Iron Bowl (Auburn vs. Alabama) where Auburn's Chris Davis returned a missed field goal opportunity for a touchdown to win the game and earn a trip to the SEC Championship.



Keegan Bradley

Height: 6'3" (1.91 m)
Weight: 190 (86 kg)
Age: 34 (June 07, 1986)
Birthplace: Woodstock, Vermont
Residence: Jupiter, Florida
Family: Wife, Jillian; Logan James

Education: St. Johns University (2008, Sport Management)
Special Interests: Fishing
Turned Professional: 2008
City plays from: Woodstock, VT, United States

Exempt Status

PGA TOUR Tournament winner (thru 2020-21)

Career Victories

PGA TOUR Victories (4):

2011 (2) HP Byron Nelson Championship, PGA Championship. **2012 (1)** World Golf Championships-Bridgestone Invitational. **2018 (1)** BMW Championship.

2019-20 Season Highlights

Qualified for the FedExCup Playoffs for the 10th consecutive season, ending at No. 99 in the FedExCup standings. Failed to advance to the BMW Championship for the second time in his career and first since the 2015-16 season. Earned five top-25 finishes and made 14 of 20 cuts, but failed to record a top-10 finish in a season for the first time in his career.

PGA TOUR

Farmers Insurance Open - Shot a first-round 66 at the Farmers Insurance Open to hold a share of the 18-hole lead before finishing T16. Fell to 0-for-7 in his career converting the 18-hole lead/co-lead to victory.

National Team Selections

Presidents Cup : 2013 **Ryder Cup** : 2012, 2014

Career Records

PGA TOUR (Playoff Record: 3 - 1)

Season	Events	Rounds	1st	2nd	3rd	Top 10	Top 25	Cuts Made	Cuts Missed	WD	FedExCup Rank	Earnings
Total:	255	865	4	6	2	40	96	196	59	1		\$25,336,982
2020	20	68					5	14	6		99	\$824,471
2019	25	82		1		3	5	20	5		66	\$1,902,797
2018	27	93	1	1		5	7	23	4		8	\$4,069,464
2017	29	102				5	10	23	6		47	\$1,940,478
2016	26	82				2	6	15	11		103	\$899,985
2015	24	84				3	9	20	4		60	\$1,565,079
2014	26	88		1		6	13	21	5	1	33	\$2,828,638
2013	25	87		2	1	7	15	21	4		18	\$3,636,813
2012	25	88	1	1	1	5	14	21	4		21	\$3,910,658
2011	28	91	2			4	12	18	10		20	\$3,758,600

(A) - Amateur

Top Tournaments

PGA TOUR	THE PLAYERS Championship	Masters Tournament	PGA Championship	U.S. Open	The Open Championship	WGC-HSBC Champions	WGC-Mexico	WGC-Dell Technologies Match Play	WGC-FedEx St. Jude Inv
2020 CNL			CUT			T24			T52
2019 T16		T43	T29	CUT	CUT	6	T10	T40	T61
2018 T7			T42	CUT	79			T36	
2017 T60			T33	T60					
2016 T35		T52	T42	CUT	T18				
2015 CUT		T22	T61	T27	CUT	T64	T38	T52	T17
2014 CUT		CUT	CUT	T4	T19	T11	T50	T33	T4
2013 CUT		T54	T19	CUT	T15		7	T33	T2
2012 T35		T27	T3	T68	T34	23	T8	T17	1
2011 72			1(P)			T16			T15

FedExCup Playoffs

	THE NORTHERN TRUST	Dell Technologies Championship	BMW Championship	TOUR Championship
2020 T29				
2019 T64			T43	
2018 T34	T49		1(P)	T26
2017 T43	T35		T27	
2016 T53				
2015 CUT	T25		T28	
2014 T53	T16		W/D	
2013 T33	T16		T16	T12
2012 CUT	T13		T59	T23
2011 CUT	CUT		T16	T11

Player Statistics

Career Low Round: 60 - 2013 HP Byron Nelson Championship (Round 1)

Career High FedExCup Rank: #3 : 2018 CIMB Classic

Career High Official World Golf Rank: #10 : 2013 Reno-Tahoe Open

Career Largest Paycheck: \$1,620,000 : 2018 BMW Championship (Finished 1)

Personal

- Is the nephew of LPGA great and World Golf Hall of Fame member Pat Bradley.
- High school teammate and former roommate of fellow PGA TOUR player Jon Curran.
- Hosted a tournament to benefit the Vermont Disaster Flood Relief Fund in August 2012, staged at The Woodstock Inn and Resort, the course where he first played as a child.
- Was an all-state ski racer in his home state of Vermont.
- Favorite professional teams are the Boston Celtics, Boston Red Sox and New England Patriots. Favorite entertainer is Howard Stern. Other favorites include Ben Hogan: An American Life, pizza and Tom Brady.
- Superstitions include always marking his ball with the coin head's up.
- Included in his dream foursome are his dad, Ben Hogan and Tom Brady.



Joseph Bramlett

Height: 6'4" (1.93 m)
Weight: 195 (88 kg)
Age: 32 (April 07, 1988)
Birthplace: Stanford, California
Residence: San Jose, California
Family: Single

Education: Stanford University (2010, Communications)
Special Interests: Basketball, music
Turned Professional: 2010
City plays from: Las Vegas, NV, United States

Exempt Status

PGA TOUR Top 50 from 2019 Korn Ferry Tour (thru 2020-21)

Career Victories

None.

Player Statistics

Career Low Round: 65 - 2020 Travelers Championship (Round 2)

Career High FedExCup Rank: #14 : 2020 A Military Tribute at The Greenbrier

Career High Official World Golf Rank: #237 : 2020 Travelers Championship

Career Largest Paycheck: \$129,375 : 2020 A Military Tribute at The Greenbrier (Finished 14)

2019-20 Season Highlights

Recorded one top-10 on the PGA TOUR and finished the season No. 141 in the FedExCup standings. Made 10 cuts in 18 starts, highlighted by a T9 at the Puerto Rico Open, his first career top-10 finish on TOUR.

Korn Ferry Tour

Korn Ferry Challenge at TPC Sawgrass - Carded four rounds in the 60s – including a third-round 64 – to finish T2 at 11-under at the Korn Ferry Challenge at TPC Sawgrass. **The King & Bear Classic at World Golf Village** - Carded weekend rounds of 64-64 to rise to T3 at 23-under 265 at The King & Bear Classic at World Golf Village. The top-three finish was his second in consecutive weeks on the Korn Ferry Tour.

Career Records

PGA TOUR (Playoff Record: 0 - 0)												
Season	Events	Rounds	1st	2nd	3rd	Top 10	Top 25	Cuts Made	Cuts Missed	WD	FedExCup Rank	Earnings
Total:	48	140				1	6	24	24			\$719,783
2020	18	53				1	4	10	8		141	\$495,690
2019	1	2							1			
2017	1	4						1				\$23,516
2012	1	4						1				\$21,850
2011	25	73					2	12	13		199	\$178,728
2010	1	2							1			
2010	1 (A)	2							1			

(A) - Amateur

Top Tournaments

PGA TOUR									
THE PLAYERS Championship	Masters Tournament	PGA Championship	U.S. Open	The Open Championship	WGC-HSBC Champions	WGC-Mexico	WGC-Dell Technologies Match Play	WGC-FedEx St. Jude Inv	
2019			CUT						
2010			CUT						

Personal

- Son of Marlo and Debbie. Has one sister, Jessica, and one brother, Jordan.
- Battle back from a back injury to return to competitive golf after being sidelined in 2013.
- Favorite sports teams include Golden State Warriors, San Francisco 49ers and Stanford University
- Graduated from St. Francis High School in Mountain View, Calif.
- Dream foursome includes his father, Tiger Woods and President Barack Obama.



Ryan Brehm

Height: 6'4" (1.93 m)
Weight: 220 (kg)
Age: 34 (April 05, 1986)
Birthplace: Midland, Michigan
Residence: Traverse City, Michigan
Family: Wife, Chelsey

Education: Michigan State University (2008, Economics)
Special Interests: Hunting, boating in North Michigan
Turned Professional: 2008
City plays from: Mount Pleasant, MI, United States

Exempt Status

PGA TOUR Top 50 from 2019 Korn Ferry Tour (thru 2020-21)

Career Victories

Korn Ferry Tour Victories (2):

2016 (1) WinCo Foods Portland Open presented by Kraft Heinz. **2019 (1)** LECOM Health Challenge.

Player Statistics

Career Low Round: 64 - 2020 Wyndham Championship (Round 1)

Career High FedExCup Rank: #60 : 2017 Shriners Hospitals for Children Open

Career High Official World Golf Rank: #220 : 2017 Shriners Hospitals for Children Open

Career Largest Paycheck: \$54,768 : 2017 Sanderson Farms Championship (Finished 18)

Career Records

PGA TOUR (Playoff Record: 0 - 0)

Season	Events	Rounds	1st	2nd	3rd	Top 10	Top 25	Cuts Made	Cuts Missed	WD	FedExCup Rank	Earnings
Total:	46	139					1	28	18			\$572,193
2020	17	50						9	8		197	\$162,079
2018	1	4						1				\$13,856
2017	25	77					1	17	8		164	\$396,258
2009	1	2							1			
2008	1	2							1			
2005	1 (A)	4						1				
(A) - Amateur												

Top Tournaments

PGA TOUR	THE PLAYERS Championship	Masters Tournament	PGA Championship	U.S. Open	The Open Championship	WGC-HSBC Champions	WGC-Mexico	WGC-Dell Technologies Match Play	WGC-FedEx St. Jude Inv
2017				153					

Personal

- Lists his family as his biggest golf influence since they taught him what he knows.
- Favorite golfer is Retief Goosen. Favorite team is the Detroit Pistons.
- Sister, Natalie, is a former Women's Michigan State Amateur champion.
- Enjoys hunting and boating in Northern Michigan.
- After college, served as an Assistant Coach at Michigan State, followed by a stint as the Interim Head Coach for the Spartans. Is the first Michigan State alum to earn a PGA TOUR card.
- If he had an entrance song at the first tee, it would be "Regulate" by Nate Dogg & Warren G.



Scott Brown

Height: 5'8" (1.73 m)
Weight: 170 (77 kg)
Age: 37 (May 22, 1983)
Birthplace: Augusta, Georgia
Residence: Aiken, South Carolina
Family: Wife, Allison; Elizabeth Marie, Emmerly Merritt

Education: University of South Carolina-Aiken
Special Interests: Boating, fishing, yard work
Turned Professional: 2006
City plays from: Aiken, SC, United States

Exempt Status

PGA TOUR Top 125 in 2019-20 FedExCup standings (thru 2020-21)

Career Victories

PGA TOUR Victories (1):

2013 (1) Puerto Rico Open presented by seepuertorico.com.

Player Statistics

Career Low Round: 61 - 2014 John Deere Classic (Round 3)

Career High FedExCup Rank: #3 : 2014 Frys.com Open

Career High Official World Golf Rank: #107 : 2018 Sentry Tournament of Champions

Career Largest Paycheck: \$703,700 : 2020 The Genesis Invitational (Finished 2)

2019-20 Season Highlights

Advanced to the FedExCup Playoffs for the eighth consecutive season, ending the season No. 114 in the FedExCup standings. Recorded just one top-10 in a season for the second time in his career and first since 2013. Made nine cuts in 22 starts, highlighted by a runner-up at The Genesis Invitational.

PGA TOUR

The Genesis Invitational - Finished T2 at The Genesis Invitational, his third career runner-up on TOUR and second at the event. Final-round 68 tied two others for best in the field and was his first sub-par final-round score since the 2019 3M Open.

Career Records

PGA TOUR (Playoff Record: 0 - 1)												
Season	Events	Rounds	1st	2nd	3rd	Top 10	Top 25	Cuts Made	Cuts Missed	WD	FedExCup Rank	Earnings
Total:	242	748	1	3	2	24	51	138	103	2		\$10,025,703
2020	22	64		1		1	2	9	13		114	\$963,412
2019	27	82				4	6	15	12		112	\$999,457
2018	32	98				2	7	19	13		122	\$1,076,678
2017	29	91		2		2	8	19	10		55	\$1,748,324
2016	27	88				4	7	17	9	1	80	\$1,143,452
2015	30	97			1	3	6	18	12		94	\$1,161,750
2014	30	100			1	4	8	21	9		85	\$1,441,725
2013	21	65	1			1	3	12	9		88	\$1,012,142
2012	24	63				3	4	8	16	1	163	\$478,763

(A) - Amateur

Top Tournaments

PGA TOUR	THE PLAYERS Championship	Masters Tournament	PGA Championship	U.S. Open	The Open Championship	WGC-HSBC Champions	WGC-Mexico	WGC-Dell Technologies Match Play	WGC-FedEx St. Jude Inv
2020	CN1								
2019	CUT								
2018	T23		80						
2017	CUT		T13						
2016	CUT								
2015	T30								
2014	T62		T46						
2013	CUT		CUT		CUT				

FedExCup Playoffs

	THE NORTHERN TRUST	Dell Technologies Championship	BMW Championship	TOUR Championship
2020	CUT			
2019	T6			
2018	CUT			
2017	T25	T65	T20	
2016	CUT	T33		
2015	CUT	T69		
2014	CUT	T7		
2013	T62	CUT		

Personal

- Involved with the American Cancer Society and the Alzheimer's Association.
- Favorite college team is the Georgia Bulldogs. Favorite professional team is the Atlanta Braves.
- Never travels without shoe cleaner.
- Would fill out his dream foursome with Tiger Woods, Bobby Jones and Ben Hogan.
- Learned to play golf with his dad at age 3 at Goshen Plantation in Augusta, Ga.



Wesley Bryan

Height: 6'0" (1.83 m)
Weight: 175 (0 kg)
Age: 30 (March 26, 1990)
Birthplace: Columbia, South Carolina
Residence: Augusta, Georgia
Family: Wife, Elizabeth; Hadley James

Education: University of South Carolina (2012, Retail)
Special Interests: Settlers of Catan, ping pong
Turned Professional: 2012
City plays from: Columbia, SC, United States

Exempt Status

PGA TOUR Major Medical Extension

Career Victories

PGA TOUR Victories (1):

2017 (1) RBC Heritage.

Korn Ferry Tour Victories (3):

2016 (3) Chitimacha Louisiana Open presented by NACHER, El Bosque Mexico Championship presented by INNOVA, Digital Ally Open.

Career Records

PGA TOUR (Playoff Record: 0 - 0)												
Season	Events	Rounds	1st	2nd	3rd	Top 10	Top 25	Cuts Made	Cuts Missed	WD	FedExCup Rank	Earnings
Total:	64	197	1		1	6	9	38	24	1		\$3,351,523
2020	4	16					2	4			190	\$178,877
2019	5	9							4	1		
2018	23	67					1	12	10		163	\$498,166
2017	28	91	1		1	5	5	19	9		41	\$2,495,751
2016	4	14				1	1	3	1		196	\$178,729

(A) - Amateur

Top Tournaments

PGA TOUR									
THE PLAYERS Championship	Masters Tournament	PGA Championship	U.S. Open	The Open Championship	WGC-HSBC Champions	WGC-Mexico	WGC-Dell Technologies Match Play	WGC-FedEx St. Jude Inv	
2018 CUT	CUT				162				
2017 CUT		CUT	CUT	CUT					T44

FedExCup Playoffs

THE NORTHERN TRUST	Dell Technologies Championship	BMW Championship	TOUR Championship
2017 154	169	69	

Player Statistics

Career Low Round: 63 - 2017 Genesis Open (Round 3)

Career High FedExCup Rank: #14 : 2017 RBC Heritage

Career High Official World Golf Rank: #36 : 2017 Barbasol Championship

Career Largest Paycheck: \$1,170,000 : 2017 RBC Heritage (Finished 1)

Personal

- Attended Dutch Fork High School in Irmo, South Carolina.
- Older brother, George IV, was a three-time All-American while at the University of South Carolina. Sister, MC, played collegiate golf at the College of Charleston.
- Father, George, played in the 1999 PGA Championship at Medinah and now runs George Bryan Golf Academy in Chapin, S.C.
- Brothers Wesley and George IV are co-founders of Bryan Bros Golf and create trick-shot videos that have received widespread Internet recognition and attention on other media outlets. Bryan Bros Golf LLC can be followed on Twitter (@bryanbros) and youtube.com.
- Chose golf over baseball because "it gave the best chance at earning a college scholarship."
- If not a professional golfer would be an attorney.
- Obsessed with Justin Bieber and frequently listens to his music when warming up.
- Earliest golf memory was going eagle, double eagle on back-to-back holes in a junior tournament at Thornblade Club near Greenville, S.C., and winning his age group at age 8.
- Biggest thrill outside golf was going skydiving.
- His final-round outfit is baby blue pants, a hot pink shirt and American flag socks.



Bronson Burgoon

Height: 6'2" (1.88 m)
Weight: 190 (86 kg)
Age: 33 (June 02, 1987)
Birthplace: The Woodlands, Texas
Residence: The Woodlands, Texas
Family: Wife, Katy; Beckam Adam

Education: Texas A&M University
Special Interests: Fishing, fast cars
Turned Professional: 2010
City plays from: The Woodlands, TX, United States

Exempt Status

PGA TOUR Top 50 from 2019 Korn Ferry Tour (thru 2020-21)

Career Victories

Player Statistics

Career Low Round: 62 - 2018 John Deere Classic (Round 2)
Career High FedExCup Rank: #6 : 2019 CIMB Classic
Career High Official World Golf Rank: #102 : 2019 CIMB Classic
Career Largest Paycheck: \$522,667 : 2019 CIMB Classic (Finished 2)

2019-20 Season Highlights

Finished the season No. 130 in the FedExCup standings after recording three top-25 finishes. Made nine cuts in 19 starts, highlighted by a T6 at the Sanderson Farms Championship.

PGA TOUR

Sanderson Farms Championship - In his third start at the Sanderson Farms Championship, closed with a 7-under 65 to finish T6 with four others at 15-under 273. Made 24 birdies, tied with Sungjae Im for most in the field.

Career Records

PGA TOUR (Playoff Record: 0-0)												
Season	Events	Rounds	1st	2nd	3rd	Top 10	Top 25	Cuts Made	Cuts Missed	WD	FedExCup Rank	Earnings
Total:	92	260		2		5	18	45	45	2		\$3,140,849
2020	19	53				1	3	9	9	1	130	\$589,539
2019	20	55		1		2	2	9	11		135	\$814,673
2018	24	69	1			2	6	11	12	1	78	\$1,179,616
2016	27	79					7	16	11		131	\$557,020
2009	1(A)	2							1			
2006	1(A)	2							1			

(A) - Amateur

Top Tournaments

PGA TOUR									
	THE PLAYERS Championship	Masters Tournament	PGA Championship	U.S. Open	The Open Championship	WGC-HSBC Champions	WGC-Mexico	WGC-Dell Technologies Match Play	WGC-FedEx St. Jude Inv
2020	CN1								
2019	CUT		T48						
2018					CUT				
2009				CUT					

FedExCup Playoffs

	THE NORTHERN TRUST	Dell Technologies Championship	BMW Championship	TOUR Championship
2018	111	158		

Personal

- Before leading Texas A&M Aggies to a national title in 2009, when he sealed the championship with his approach shot to tap-in range on the final hole, was a frequent competitor on the Texas Junior Golf Tour's Houston circuit. Says hitting the shot to win the national championship "is by far and away the most special shot I'll ever hit in my life, probably. And the only reason why is because our team was so close and such a good group of guys, so to win it with them, it wasn't about me at all. It was about the team, and that was the coolest part."
- Watched his older brother, Brandon, also play golf at Texas A&M.
- Married his college sweetheart Katy Eudaly on April 2, 2016. Eudaly was an Aggie track and field student-athlete. The couple have two Australian Shepherd's named Briggs and Raley.



Sam Burns

Height: 6'1" (1.85 m)
Weight: 185 (83 kg)
Age: 24 (July 23, 1996)
Birthplace: Shreveport, Louisiana
Residence: Tyler, Texas
Family: Wife, Caroline

Turned Professional: 2017
City plays from: Shreveport, LA, United States

Exempt Status

PGA TOUR Top 125 in 2019-20 FedExCup standings (thru 2020-21)

Career Victories

Korn Ferry Tour Victories (1):

2018 (1) Savannah Golf Championship.

Player Statistics

Career Low Round: 63 - 2020 The American Express (Round 4)

Career High FedExCup Rank: #35 : 2019 Sanderson Farms Championship

Career High Official World Golf Rank: #101 : 2019 RBC Heritage

Career Largest Paycheck: \$255,200 : 2019 Sanderson Farms Championship (Finished 3)

2019-20 Season Highlights

Qualified for the FedExCup Playoffs for the second consecutive season on the strength of five top-25s, highlighted by a T6 at The American Express, and ended the season at No. 111 in the FedExCup. Marked his first time participating in the FedExCup Playoffs after an injury caused him to withdraw in 2019. Made 11 cuts in 19 starts.

National Team Selections

Arnold Palmer Cup : 2017

Career Records

PGA TOUR (Playoff Record: 0 - 0)

Season	Events	Rounds	1st	2nd	3rd	Top 10	Top 25	Cuts Made	Cuts Missed	WD	FedExCup Rank	Earnings
Total:	60	181			1	6	15	36	22	2		\$2,370,728
2020	19	58				1	5	11	8		111	\$757,500
2019	26	78			1	3	6	16	8	2	94	\$1,117,312
2018	11	35				1	3	8	3			\$495,916
2017	1 (A)	4				1	1	1				
2016	1 (A)	2							1			
2015	2 (A)	4							2			

(A) - Amateur

Top Tournaments

PGA TOUR	THE PLAYERS Championship	Masters Tournament	PGA Championship	U.S. Open	The Open Championship	WGC-HSBC Champions	WGC-Mexico	WGC-Dell Technologies Match Play	WGC-FedEx St. Jude Inv
2020	CN1								
2019			T29						
2018				T41					
2016				CUT					

FedExCup Playoffs

THE NORTHERN TRUST	Dell Technologies Championship	BMW Championship	TOUR Championship
2020	CUT		

Personal

- Watching David Toms win 2011 Crowne Plaza Invitational is his favorite golf memory.
- Loves to hunt and fish.
- Is passionate about charities helping those with Juvenile Diabetes. Best friend is a type 2 diabetic.



Jonathan Byrd

Height: 5'9" (1.75 m)

Weight: 165 (75 kg)

Age: 42 (January 27, 1978)

Birthplace: Anderson, South Carolina

Residence: St. Simons Island, Georgia

Family: Wife, Amanda; Jackson, Caroline, Kate

Education: Clemson University (2000, Marketing)

Special Interests: Playing outside with my children, movies, coffee, working out, College Golf Fellowship

Turned Professional: 2000

City plays from: St. Simons Island, GA, United States

Exempt Status

PGA TOUR Past champion beyond 150 in 2019-20 FedExCup (thru 2020-21)

Career Victories

PGA TOUR Victories (5):

2002 (1) Buick Challenge. **2004 (1)** B.C. Open. **2007 (1)** John Deere Classic. **2010 (1)** Justin Timberlake Shriners Hospitals for Children Open. **2011 (1)** Hyundai Tournament of Champions.

Korn Ferry Tour Victories (2):

2001 (1) BUY.COM Charity Pro-Am at The Cliffs. **2017 (1)** Web.com Tour Championship.

National Team Selections

Walker Cup : 1999 **Palmer Cup** : 1999, 2000

Career Records

PGA TOUR (Playoff Record: 2 - 1)

Season	Events	Rounds	1st	2nd	3rd	Top10	Top 25	Cuts Made	Cuts Missed	WD	FedExCup Rank	Earnings
Total:	418	1292	5	3	6	45	113	255	160	4		\$19,348,865
2020	11	27					1	3	8		203	\$166,222
2019	17	49				1	6	11	6		151	\$550,547
2018	24	62					4	11	13		181	\$267,055
2017	9	29				1	2	7	2		170	\$328,337
2016	6	20						4	2		207	\$58,655
2015	22	65					6	13	9		158	\$446,732
2014	24	72			1	1	4	14	10		136	\$617,014
2013	16	35		1		2	2	5	10	1	157	\$428,966
2012	21	68			1	5	7	15	6		82	\$1,616,789
2011	26	82	1	1		5	7	17	9		27	\$2,938,920
2010	26	85	1			4	8	17	9		105	\$1,534,981
2009	25	89			1	2	11	19	6		66	\$1,316,771
2008	27	85				2	6	18	9		55	\$1,039,584
2007	23	73	1			4	11	13	10		28	\$1,854,906
2006	20	66			1	5	9	13	6	2		\$1,408,418
2005	31	99				1	5	22	8	1		\$726,023
2004	27	83	1		1	3	5	15	12			\$1,133,165
2003	29	101		1		5	9	21	8			\$1,430,538
2002	32	94	1		1	4	10	15	17			\$1,462,713
2001	1	4						1				\$8,400
2000	1	4						1				\$14,130

(A) - Amateur

Top Tournaments

PGA TOUR	THE PLAYERS Championship	Masters Tournament	PGA Championship	U.S. Open	The Open Championship	WGC-HSBC Champions	WGC-Mexico	WGC-Dell Technologies Match Play	WGC-FedEx St. Jude Inv
2014	CUT								
2013	CUT								
2012	T12	T27	CUT	T56	CUT		T35	T33	T55
2011	T41	CUT	CUT	CUT	CUT	T23	T10	T33	T59
2010	CUT								
2009	T37								
2008	T32	CUT	CUT	CUT			T65	T9	
2007	T16		CUT		T23				
2006	CUT		T20						
2005	T32								
2004	CUT	CUT	CUT	CUT					
2003	CUT	T8	CUT	T15					T71

FedExCup Playoffs

	THE NORTHERN TRUST	Dell Technologies Championship	BMW Championship	TOUR Championship
2012	CUT	T77		
2011	5	T56	T37	30
2010	T56			
2009	T24	T61	T61	
2008	T55	T33	T52	
2007	CUT	T23	T10	23

Player Statistics

Career Low Round: 62 - 2017 The RSM Classic (Round 1)

Career High FedExCup Rank: #1 : 2011 Sony Open in Hawaii

Career High Official World Golf Rank: #39 : 2011 FedEx St. Jude Classic

Career Largest Paycheck: \$1,120,000 : 2011 Hyundai Tournament of Champions (Finished 1)

Personal

- His father, Jim, who died from brain cancer in 2009, introduced him and brother, Jordan, to golf at age 3. Older brother Jordan is an assistant golf coach at Clemson. He caddied for Jordan in the 2008 U.S. Mid-Amateur. Jordan has occasionally caddied for his brother at PGA TOUR events.
- College teammates at Clemson with TOUR players Lucas Glover, Charles Warren and D.J. Trahan.
- Lost his former caddie, Chuck "Brooksie" Hoersch, in July 2012 to pancreatic cancer.



Rafa Cabrera Bello (BAY-oh)

Height: 6'2" (1.88 m)
Weight: 179 (81 kg)
Age: 36 (May 25, 1984)
Birthplace: Las Palmas, Gran Canaria, Spain
Residence: Maspalomas, Gran Canaria, Spain
Family: Wife, Sofia; Alva Margareta

Education: University of Las Palmas
Special Interests: Reading, water sports, soccer, skiing
Turned Professional: 2005
City plays from: Gran Canaria, Spain

Exempt Status

PGA TOUR Top 125 in 2018-19 FedExCup standings (thru 2020-21)

Career Victories

Player Statistics

Career Low Round: 63 - 2016 Wyndham Championship (Round 1)

Career High FedExCup Rank: #11 : 2019 World Golf Championships-HSBC Champions

Career High Official World Golf Rank: #16 : 2017 Barracuda Championship

Career Largest Paycheck: \$660,000 : 2016 World Golf Championships-Dell Match Play (Finished 3)

2019-20 Season Highlights

Missed the FedExCup Playoffs for the first time in his fourth season as a PGA TOUR member, finishing the season No. 129 in the FedExCup standings. Made 10 cuts in 16 starts but failed to record a top-10 on TOUR for the first time since 2014-15.

National Team Selections

Ryder Cup : 2016 **Olympic Games** : 2016 **World Cup** : 2013, 2016

Career Records

PGA TOUR (Playoff Record: 0-0)												
Season	Events	Rounds	1st	2nd	3rd	Top 10	Top 25	Cuts Made	Cuts Missed	WD	FedExCup Rank	Earnings
Total:	105	349			4	15	38	82	23			\$8,112,076
2020	16	53					3	10	6		129	\$646,577
2019	19	68			2	2	9	17	2		70	\$1,926,935
2018	20	70			1	5	9	18	2		41	\$2,449,869
2017	19	60				4	8	13	6		61	\$1,934,675
2016	10	34			1	3	5	9	1			\$804,350
2015	4	14				1	1	3	1			\$129,450
2014	5	15					1	3	2			\$59,950
2013	5	15					2	4	1			\$120,718
2012	6	16						4	2			\$16,168
2010	1	4						1				\$23,385

(A) - Amateur

Top Tournaments

PGA TOUR									
THE PLAYERS Championship	Masters Tournament	PGA Championship	U.S. Open	The Open Championship	WGC-HSBC Champions	WGC-Mexico	WGC-Dell Technologies Match Play	WGC-FedEx St. Jude Inv	
2020 C/NL		CUT			T57	T16			T8
2019 CUT	T36	T71	T65	CUT	T14	T19	T24		T12
2018 T17	T38	T10	T36	T4	T5	T3	T36		T17
2017 T4	CUT	CUT	T42	T4	T19	T38	T17		T72
2016 CUT	T17	T49	T32	T39		T11	3		
2015		CUT		T40					
2014		T73		CUT					
2013		T29		T21		T63	T17		
2012		CUT	CUT	T81	T46	65	T33		T29
2010			T47						

FedExCup Playoffs

THE NORTHERN TRUST	Dell Technologies Championship	BMW Championship	TOUR Championship
2019		T63	
2018 T60	T7	T41	
2017 CUT	T18	T33	

Personal

- Began playing as a youngster, with the garden in his backyard next to a golf course in the Canary Islands.
- Studied business and economics at the University of Las Palmas but didn't graduate when his professional career took off.
- His younger sister Emma plays on the Ladies European Tour.
- Interests include surfing, fitness and photography.



Chad Campbell

Height: 6'1" (1.85 m)
Weight: 205 (93 kg)
Age: 46 (May 31, 1974)
Birthplace: Andrews, Texas
Residence: Colleyville, Texas
Family: Wife, Amy; Grayson, Dax, Cannon, Dodge

Education: University of Nevada-Las Vegas (1996, Hotel Administration)
Special Interests: Hunting, boating, spending time with family, watching all his sons play sports
Turned Professional: 1996
City plays from: Andrews, TX, United States

Exempt Status

PGA TOUR Past champion beyond 150 in 2019-20 FedExCup (thru 2020-21)

Career Victories

PGA TOUR Victories (4):

2003 (1) THE TOUR Championship presented by Coca-Cola. **2004 (1)** Bay Hill Invitational Presented by MasterCard. **2006 (1)** Bob Hope Chrysler Classic. **2007 (1)** Viking Classic.

Korn Ferry Tour Victories (3):

2001 (3) BUY.COM Richmond Open, BUY.COM Permian Basin Open, BUY.COM Monterey Peninsula Classic.

National Team Selections

Ryder Cup : 2004, 2006, 2008

Career Records

PGA TOUR (Playoff Record: 0 - 3)

Season	Events	Rounds	1st	2nd	3rd	Top10	Top 25	Cuts Made	Cuts Missed	WD	FedExCup Rank	Earnings
Total:	494	1593	4	12	6	57	133	327	164	4		\$26,817,362
2020	9	19				1	1	1	8		200	\$196,875
2019	13	29						4	9		239	\$42,130
2018	28	79		1		2	3	15	13		129	\$801,960
2017	29	97				3	8	20	9		83	\$1,329,941
2016	28	90				3	8	17	11		73	\$1,168,073
2015	30	97				2	7	18	12		96	\$1,015,707
2014	18	53				1	3	10	8		152	\$470,798
2013	25	76				1	4	14	11		136	\$510,661
2012	27	84			1	3	5	15	12		104	\$895,199
2011	29	99				1	7	21	8		59	\$1,104,024
2010	28	93				2	6	21	6		89	\$971,154
2009	26	90		2		3	8	19	6	1	59	\$1,725,237
2008	28	94		1	2	7	14	20	8	1	29	\$2,404,770
2007	28	90	1			2	6	18	10		107	\$1,701,242
2006	25	87	1	1	1	5	10	20	5			\$2,811,067
2005	27	92		2	1	5	11	22	5			\$2,391,432
2004	28	93	1	1		4	9	23	5	1		\$2,264,985
2003	27	102	1	3		9	15	25	2			\$3,912,064
2002	34	109			1	2	7	21	12	1		\$825,474
2001	3	8		1		1	1	1	2			\$259,200
2000	1	2							1			
1999	2	6						1	1			\$11,038
1998	1	4						1				\$4,332

(A) - Amateur

Top Tournaments

PGA TOUR	THE PLAYERS Championship	Masters Tournament	PGA Championship	U.S. Open	The Open Championship	WGC-HSBC Champions	WGC-Mexico	WGC-Dell Technologies Match Play	WGC-FedEx St. Jude Inv
2018	CUT								
2017	CUT								
2016	T39								
2013	T43								
2012	CUT				T72				
2011	T26			CUT	T5				
2010	CUT	T45	T62				T33		T46
2009	CUT	T2 (P)	T43	CUT	CUT		T53		T11
2008	T10		CUT	T18					T14
2007	CUT	CUT	T57	57	CUT		T35	4	T77
2006	T70	T3	T24	CUT	65		T32	T5	T50
2005	CUT	T17	T28	T42	CUT		T15	T9	T33
2004	T42	CUT	T24	CUT	CUT		T50	T9	T69
2003	T6	CUT	2	T35	T15		T59		T53
2002			CUT						
2001				CUT					
2000				CUT					
1999				CUT					

FedExCup Playoffs

	THE NORTHERN TRUST	Dell Technologies Championship	BMW Championship	TOUR Championship
2017	T67	CUT		
2016	CUT	T21		
2015	CUT	CUT		
2012	CUT			
2011	T52	T21	T37	
2010	T60	DQ		
2009	T46	CUT	T23	
2008	T65	T7	W/D	T22
2007	CUT	T60		

Personal

- Started playing golf with his father and brother in Andrews, Texas.
- While playing golf at UNLV, worked at a coffee shop with other teammates to earn spending money. Teammates at UNLV included Chris Riley and Ted Oh.
- Among several charitable initiatives, spent time at the 2009 AT&T Byron Nelson with a group of students from the J. Erik Jonsson Community School, a school which meets the educational needs of low-income children and their families.



Rafael Campos

Height: 5'10" (1.78 m)
Weight: 210 (95 kg)
Age: 32 (April 15, 1988)
Birthplace: San Juan, Puerto Rico
Residence: Guaynabo, Puerto Rico
Family: Single

Education: Virginia Commonwealth University (Business, 2010)
Special Interests: Fishing, ping-pong, sports
Turned Professional: 2011
City plays from: Guaynabo, Puerto Rico

Exempt Status

PGA TOUR Top 50 from 2019 Korn Ferry Tour (thru 2020-21)

Career Victories

Korn Ferry Tour Victories (1):

2019 (1) The Bahamas Great Abaco Classic at The Abaco Club.

Player Statistics

Career Low Round: 64 - 2016 Puerto Rico Open at Coco Beach (Round 1)
Career High FedExCup Rank: #78 : 2020 Safeway Open
Career High Official World Golf Rank: #263 : 2017 FedEx St. Jude Classic
Career Largest Paycheck: \$234,500 : 2017 Shell Houston Open (Finished 7)

Career Records

PGA TOUR (Playoff Record: 0 - 0)

Season	Events	Rounds	1st	2nd	3rd	Top 10	Top 25	Cuts Made	Cuts Missed	WD	FedExCup Rank	Earnings
Total:	26	80				3	4	14	12			\$602,932
2020	9	29					1	5	4		208	\$119,257
2019	2	6						1	1			\$7,540
2018	1	2							1			
2017	4	14				2	2	3	1			\$333,979
2016	2	8				1	1	2				\$114,200
2015	1	2							1			
2014	1	4						1				\$21,306
2013	1	4						1				\$6,650
2012	1	2							1			
2011	1	2							1			
2010	1 (A)	2							1			
2009	1 (A)	2							1			
2008	1 (A)	3						1				

(A) - Amateur

Personal

- Has a twin sister, Cristina. Has an older sister and a younger brother too.
- Claims to be a terrific Ping-Pong player.
- Started playing golf at age 9.



Patrick Cantlay

Height: 6'0" (1.83 m)
Weight: 190 (86 kg)
Age: 28 (March 17, 1992)
Birthplace: Long Beach, California
Residence: North Palm Beach, Florida
Family: Single

Education: UCLA
Special Interests: Ping pong, watching movies
Turned Professional: 2012
City plays from: Long Beach, CA, United States

Exempt Status

PGA TOUR Winner, the Memorial Tournament (thru 2022-23)

Career Victories

PGA TOUR Victories (2):

2018 (1) Shriners Hospitals for Children Open. **2019 (1)** the Memorial Tournament presented by Nationwide.

Korn Ferry Tour Victories (1):

2013 (1) Colombia Championship.

Player Statistics

Career Low Round: 60 - 2011 Travelers Championship (Round 2)

Career High FedExCup Rank: #2 : 2019 BMW Championship

Career High Official World Golf Rank: #6 : 2020 Arnold Palmer Invitational presented by Mastercard

Career Largest Paycheck: \$1,638,000 : 2019 the Memorial Tournament presented by Nationwide (Finished 1)

2019-20 Season Highlights

Qualified for the FedExCup Playoffs for the fourth consecutive season, advancing to the BMW Championship for the fourth time and finishing the season No. 34 in the FedExCup standings. Missed the TOUR Championship for the first time since the 2015-16 season. Recorded three top-10s, highlighted by a playoff loss to Kevin Na at the Shriners Hospitals for Children Open, and made the cut in 11 of 12 starts. Represented the United States at the Presidents Cup, making his debut at the event.

PGA TOUR

Shriners Hospitals for Children Open - Was defeated by Kevin Na in a playoff at the Shriners Hospitals for Children Open, earning his third consecutive top-two finish at the event. Was tied for the lead after two rounds, the third 36-hole lead/co-lead of his career (fell to 0-for-3). Total score of 261 was first career 72-hole score of 263 or better. Fell to 1-1 in playoffs in his career. **Sentry Tournament of Champions** - Shot a final-round 68 to finish fourth at the Sentry Tournament of Champions, earning his first top-five at the event in his second start. **BMW Championship** - Held a share of the 36-hole lead at the BMW Championship before finishing T12, falling to 0-for-4 in his career with the 36-hole lead/co-lead.

National Team Selections

Presidents Cup : 2019 **Walker Cup** : 2011 **Palmer Cup** : 2011

Career Records

PGA TOUR (Playoff Record: 1 - 1)												
Season	Events	Rounds	1st	2nd	3rd	Top 10	Top 25	Cuts Made	Cuts Missed	WD	FedExCup Rank	Earnings
Total:	97	334	2	4	3	25	53	81	15	1		\$14,641,954
2020	12	46		1		3	7	11	1		34	\$2,118,336
2019	21	72	1	2	2	9	17	18	3		21	\$6,121,488
2018	23	80	1			7	15	21	2		20	\$3,963,962
2017	13	48		1	1	4	8	13			29	\$2,049,632
2015	1	4						1			257	\$11,468
2014	5	14					1	2	3		217	\$76,131
2013	7	18				1	1	2	4	1		\$195,411
2012	7	22						6	1			\$105,526
2012	3 (A)	10						2	1			
2011	5 (A)	20				1	4	5				

(A) - Amateur

Top Tournaments

PGA TOUR									
THE PLAYERS Championship	Masters Tournament	PGA Championship	U.S. Open	The Open Championship	WGC-HSBC Champions	WGC-Mexico	WGC-Dell Technologies Match Play	WGC-FedEx St. Jude Inv	
2020 CNL		T43						T35	
2019 CUT	T9	T3	T21	T41	T7	T6	T24	T12	
2018 T23	CUT	T27	T45	T12	T15	T30	T17	T6	
2017 T22		T33							
2012	T47		T41						
2011			T21						

FedExCup Playoffs

THE NORTHERN TRUST	Dell Technologies Championship	BMW Championship	TOUR Championship
2020 CUT		T12	
2019 T12		2	T21
2018 T8	T24	T55	T21
2017 T10	T13	T9	T20

Personal

- Started playing golf at age 3.
- Attended UCLA even though both his parents are USC grads.
- Has three younger siblings.



Sebastian Cappelen^(CAP-lynn)

Height: 6'0" (1.83 m)
Weight: 190 (86 kg)
Age: 30 (April 14, 1990)
Birthplace: Odense, Denmark
Residence: Ponte Vedra Beach, Florida
Family: Wife, Audrey

Education: University of Arkansas
Special Interests: Music and cars
Turned Professional: 2014
City plays from: Ponte Vedra Beach, FL, United States

Exempt Status

PGA TOUR Top 50 from 2019 Korn Ferry Tour (thru 2020-21)

Career Victories

Korn Ferry Tour Victories (2):

2014 (1) Air Capital Classic presented by Aetna. **2019 (1)** REX Hospital Open.

Player Statistics

Career Low Round: 64 - 2020 The American Express (Round 3)

Career High FedExCup Rank: #63 : 2020 A Military Tribute at The Greenbrier

Career High Official World Golf Rank: #290 : 2019 Travelers Championship

Career Largest Paycheck: \$218,588 : 2020 The American Express (Finished 6)

2019-20 Season Highlights

PGA TOUR

Farmers Insurance Open - Shot a first-round 66 to hold a share of the 18-hole lead at the Farmers Insurance Open before finishing T21. Marked his first 18-hole lead/co-lead since his PGA TOUR debut at the 2014 Sanderson Farms Championship.

National Team Selections

Palmer Cup : 2011, 2012, 2013

Career Records

PGA TOUR (Playoff Record: 0-0)

Season	Events	Rounds	1st	2nd	3rd	Top 10	Top 25	Cuts Made	Cuts Missed	WD	FedExCup Rank	Earnings
Total:	21	59				1	2	9	12			\$389,957
2020	19	53				1	2	8	11		157	\$371,482
2015	2	6						1	1			\$18,475

(A) - Amateur

Top Tournaments

PGA TOUR	THE PLAYERS Championship	Masters Tournament	PGA Championship	U.S. Open	The Open Championship	WGC-HSBC Champions	WGC-Mexico	WGC-Dell Technologies Match Play	WGC-FedEx St. Jude Inv
2015				CUT					

Personal

- Parents are Ulrik and Kirsten Cappelen. Father, Ulrik, was a member of the Danish national pro soccer team. Has two siblings, Frederik and Caroline.
- Was teammates at Arkansas with David Lingmerth and Austin Cook. Turned professional right after the 2014 NCAA Championship.
- Earliest golf memory was holing a 7-iron for his first birdie from 110 yards when he was about 10.
- If not a golfer, would be an economist. Has a degree in Economics with a minor in Finance from the University of Arkansas.
- Favorite teams are the Arkansas Razorbacks and New England Patriots. Favorite entertainer is Jeff Dunham. Favorite places include Antalya, Turkey, and Egypt.
- Would like to trade places for a day with Sebastian Vettel of Formula 1 fame.
- Not many people know he plays piano and guitar.
- Bucket list includes sky diving and driving a Formula 1 car.



Paul Casey

Height: 5'10" (1.78 m)
Weight: 180 (82 kg)
Age: 43 (July 21, 1977)
Birthplace: Cheltenham, England
Residence: Phoenix, Arizona; Weybridge, England
Family: Wife, Pollyanna; Lex Samuel, Astaria Noelle

Education: Arizona State University
Special Interests: Food, music, cars, mountain biking
Turned Professional: 2000
City plays from: Surrey, England

Exempt Status

PGA TOUR Tournament winner (thru 2021-22)

Career Victories

PGA TOUR Victories (3):

2009 (1) Shell Houston Open. **2018 (1)** Valspar Championship. **2019 (1)** Valspar Championship.

Player Statistics

Career Low Round: 62 - 2018 Travelers Championship (Round 3)

Career High FedExCup Rank: #3 : 2017 Safeway Open

Career High Official World Golf Rank: #3 : 2009 The Barclays

Career Largest Paycheck: \$1,206,000 : 2019 Valspar Championship (Finished 1)

2019-20 Season Highlights

Qualified for the FedExCup Playoffs for the 10th time and advanced to the BMW Championship, finishing the season No. 49 in the FedExCup standings. Marked his eighth season qualifying for the BMW Championship but snapped a streak of five consecutive appearances in the TOUR Championship after being one of four players to qualify in each season from 2015 through 2019. Made 13 cuts in 15 starts, with a T2 at the PGA Championship his lone top-10 result.

PGA TOUR

PGA Championship - Finished runner-up in his 64th career major championship start, earning a T2 at the PGA Championship. Marked his 10th career runner-up on TOUR and first in a major. Final-round 66 marked his lowest final-round score on TOUR since the 2019 Travelers Championship (65). Made the biggest jump of any player in the field in the FedExCup standings (67 spots to No. 54).

National Team Selections

Ryder Cup : 2004, 2006, 2008, 2018 **World Cup** : 2001, 2002, 2003, 2004 **Seve Trophy** : 2002, 2003, 2005, 2007, 2013 **Walker Cup** : 1999 **EurAsia Cup** : 2018 **Eisenhower Trophy** : 2000 **St Andrews Trophy** : 2000

Career Records

PGA TOUR (Playoff Record: 1 - 2)												
Season	Events	Rounds	1st	2nd	3rd	Top 10	Top 25	Cuts Made	Cuts Missed	WD	FedExCup Rank	Earnings
Total:	277	900	3	10	5	61	132	210	60	10		\$31,750,123
2020	15	56		1		1	6	13	2		49	\$1,868,952
2019	22	75	1	1	1	7	15	18	3	1	5	\$4,257,040
2018	20	71	1	1		5	13	18	2	1	25	\$3,641,771
2017	24	90			1	9	17	23	1		11	\$3,906,974
2016	22	74		2		7	12	17	5		5	\$3,885,560
2015	24	82		2	2	8	10	20	3	2	13	\$3,488,311
2014	16	56					9	12	4		95	\$877,968
2013	7	22						4	3		197	\$147,612
2012	9	20						2	6	1	233	\$56,755
2011	15	46				1	4	11	4	1	144	\$590,386
2010	17	58		2	1	7	13	14	3		6	\$3,613,194
2009	12	36	1	1		3	6	9	2	1	52	\$2,582,181
2008	16	52				4	7	12	4		74	\$1,156,414
2007	10	34				4	5	9	1			\$553,270
2006	8	22				1	3	7	1			\$209,401
2005	10	23					2	4	5	1		\$195,193
2004	11	31				2	6	7	3	1		\$517,939
2003	7	16				2	3	5	2			\$136,700
2002	9	27					1	4	4	1		\$55,921
2001	3	9						1	2			\$8,580

(A) - Amateur

Top Tournaments

PGA TOUR									
THE PLAYERS Championship	Masters Tournament	PGA Championship	U.S. Open	The Open Championship	WGC-HSBC Champions	WGC-Mexico	WGC-Dell Technologies Match Play	WGC-FedEx St. Jude Inv	
2020 CNL		T2			T38	T1			T67
2019 CUT	CUT	T29	T21	T57	T16	T3	T9		T27
2018	T15	CUT	T16	T51	T11	T12	T17		T31
2017 T22	6	T13	26	T11	T12	T16	T9		T5
2016 T23	T4	T10	CUT	CUT	T23	7	T51		T16
2015 W/D	T6	T30	T39	T74		T38	T5		T17
2014		CUT	T56	T47	20				
2013		T33	T45						T27
2012 W/D	CUT	CUT		CUT		T51			
2011 CUT	T38	T72	CUT	T54	T4	T18	T17		T45
2010 CUT	CUT	T12	T40	T3	T6	T6	2		T22
2009 T14	T20		CUT	T47	W/D	T31	2		W/D
2008 CUT	T11	T15	T65	T7		T51	T9		T8
2007 CUT	T10	T40	T10	T27		T9	T5		T51
2006		CUT	15	71		T56	T33		T4
2005 CUT	CUT	T59	W/D	CUT			T33		T19
2004 T10	T6	CUT	CUT	T20		T21	T33		T16
2003		66	CUT	CUT		T8	T33		T17
2002		CUT		CUT					

FedExCup Playoffs

THE NORTHERN TRUST	Dell Technologies Championship	BMW Championship	TOUR Championship
2020 T49		T16	
2019		T24	5
2018 T60	T21	W/D	T11
2017 5	T4	T33	5
2016 T31	2	2	4
2015 T39	W/D	T23	T5
2014 T22			
2010 T12	T25	2	T4
2009		DNS	
2008 T7	CUT		

Personal

- Began his own foundation in 2007 for junior golfers at Foxhills GC near London, the course he grew up playing. Tried for a tennis scholarship at Foxhills at age 10, was unsuccessful and then returned the next year to earn a golf scholarship. Foundation offers scholarships to needy junior golfers.
- Enjoys mountain biking, snowboarding and his collection of Nike Dunks.



Roberto Castro

Height: 6'0" (1.83 m)
Weight: 170 (77 kg)
Age: 35 (June 23, 1985)
Birthplace: Houston, Texas
Residence: Atlanta, Georgia
Family: Wife, Katie; Stella Lucia, Lucy Claire

Education: Georgia Tech (2007, Industrial Engineering)
Special Interests: Music, concerts, reading, writing, fashion
Turned Professional: 2007
City plays from: Atlanta, GA, United States

Exempt Status

PGA TOUR 126-150 in 2018-19 FedExCup standings (thru 2020-21)

Career Victories

None.

Player Statistics

Career Low Round: 62 - 2016 Sanderson Farms Championship (Round 1)

Career High FedExCup Rank: #21 : 2016 BMW Championship

Career High Official World Golf Rank: #64 : 2014 World Golf Championships-HSBC Champions

Career Largest Paycheck: \$788,400 : 2016 Wells Fargo Championship (Finished 2)

National Team Selections

Palmer Cup : 2005, 2006

Career Records

PGA TOUR (Playoff Record: 0 - 1)

Season	Events	Rounds	1st	2nd	3rd	Top 10	Top 25	Cuts Made	Cuts Missed	WD	FedExCup Rank	Earnings
Total:	185	579	2	1		12	42	113	72			\$7,411,048
2020	10	27					2	5	5		196	\$143,213
2019	22	72				2	5	16	6		142	\$674,250
2018	1	2							1			
2017	25	68					1	10	15		172	\$367,362
2016	27	97		1	1	4	10	22	5		22	\$2,520,574
2015	16	50					1	11	5		188	\$179,723
2014	27	74				1	5	11	16		135	\$615,933
2013	29	97		1		4	13	19	10		21	\$2,154,898
2012	27	90				1	5	19	8		77	\$755,095
2008	1	2							1			

(A)-Amateur

Top Tournaments

PGA TOUR	THE PLAYERS Championship	Masters Tournament	PGA Championship	U.S. Open	The Open Championship	WGC-HSBC Champions	WGC-Mexico	WGC-Dell Technologies Match Play	WGC-FedEx St. Jude Inv
2019				CUT					
2018				CUT					
2017 T56		CUT		CUT	CUT	T30	T45		
2016			T66						
2015				CUT					
2014 CUT		CUT	CUT	CUT	CUT		T58		
2013 T19			T12						
2012				CUT					

FedExCup Playoffs

	THE NORTHERN TRUST	Dell Technologies Championship	BMW Championship	TOUR Championship
2016 CUT	T24		3	T17
2013 T25	T9		15	T9
2012 T24	T51			

Personal

- Has won five times on the eGolf Professional Tour and played on the Hooters Tour.
- Favorite college team is Georgia Tech and pro team is the Atlanta Falcons. Favorite food is chocolate. Favorite athletes to watch are Tiger Woods and Roger Federer. Favorite cities to visit are New York, Prague and San Francisco.
- Would round out his dream foursome with Bobby Jones, Woods and John Lennon.
- Is the nephew of former LPGA player Jenny Lidback.



Bud Cauley

Height: 5'7" (1.7 m)
Weight: 160 (73 kg)
Age: 30 (March 16, 1990)
Birthplace: Daytona Beach, Florida
Residence: Jacksonville, Florida
Family: Single

Education: University of Alabama

Special Interests: Ping pong, watching movies, Alabama football, spending time with family and friends

Turned Professional: 2011

City plays from: Palm Beach Gardens, FL, United States

Exempt Status

PGA TOUR Top 125 in 2019-20 FedExCup standings (thru 2020-21)

Career Victories

Korn Ferry Tour Victories (1):

2014 (1) Hotel Fitness Championship.

Player Statistics

Career Low Round: 62 - 2012 The McGladrey Classic (Round 1)

Career High FedExCup Rank: #7 : 2018 Safeway Open

Career High Official World Golf Rank: #53 : 2012 The McGladrey Classic

Career Largest Paycheck: \$353,600 : 2012 Wyndham Championship (Finished 3)

2019-20 Season Highlights

Qualified for the FedExCup Playoffs for the fourth consecutive season and fifth total, finishing the season No. 83 in the FedExCup standings. Recorded two top-10s, highlighted by a T4 at The American Express, and made the cut in 13 of 20 starts. Led the PGA TOUR in Sand Save Percentage (66.99%).

National Team Selections

Palmer Cup : 2009 **Walker Cup** : 2009

Career Records

PGA TOUR (Playoff Record: 0 - 0)												
Season	Events	Rounds	1st	2nd	3rd	Top 10	Top 25	Cuts Made	Cuts Missed	WD	FedExCup Rank	Earnings
Total:	184	581			3	23	53	114	66	5		\$8,948,037
2020	20	61				2	5	13	6	1	83	\$1,042,100
2019	25	82				2	7	16	9	1	95	\$1,090,018
2018	17	53				2	7	11	5	1	124	\$900,591
2017	28	88			1	5	7	18	10		65	\$1,553,685
2016	14	47				3	5	9	5		135	\$760,430
2014	19	56				1	4	9	9	1	143	\$647,886
2013	24	63					3	10	13	1	131	\$443,698
2012	28	99			1	6	10	21	7		38	\$1,774,479
2011	8	30			1	2	5	7	1			\$735,150
2010	1 (A)	2							1			
(A) - Amateur												

Top Tournaments

PGA TOUR										
	THE PLAYERS Championship	Masters Tournament	PGA Championship	U.S. Open	The Open Championship	WGC-HSBC Champions	WGC-Mexico	WGC-Dell Technologies Match Play	WGC-FedEx St. Jude Inv	
2020	CN1		T37							
2019	T47									
2018	CUT									
2017			T33	CUT						
2013	CUT				T32					
2012	CUT		CUT							
2011				T63						

FedExCup Playoffs				
	THE NORTHERN TRUST	Dell Technologies Championship	BMW Championship	TOUR Championship
2020	CUT			
2019	W/D			
2017	CUT	T47	T27	
2012	T10	T57	T56	

Personal

- Supports Birdies for the Brave. His father and grandfather are both U.S. Navy veterans. His father, Bill, retired in 2010 after 20 years of service. His mother is a reading coach at an elementary school.
- His father, Bill, introduced him to the game, at age 5.
- Was homeschooled so he could practice golf during the day.
- Favorite quote is "Winners never quit, and quitters never win."
- Bucket list includes scuba diving on the Great Barrier Reef.



Alex Cejka^(CHAY-kuh)

Height: 5'10" (1.78 m)
Weight: 170 (77 kg)
Age: 49 (December 02, 1970)
Birthplace: Marienbad, Czech Republic (of German nationality)
Residence: Las Vegas, Nevada
Family: Wife, Alyssa

Special Interests: Fishing, motorcycles, boating
Turned Professional: 1989
City plays from: Munich, Germany

Exempt Status

PGA TOUR Past champion beyond 150 in 2019-20 FedExCup (thru 2020-21)

Career Victories

PGA TOUR Victories (1):

2015 (1) Puerto Rico Open.

Korn Ferry Tour Victories (1):

2014 (1) Pacific Rubiales Colombia Championship Presented by Claro.

National Team Selections

World Cup : 1995, 1996, 1997, 2000, 2002, 2003, 2005, 2007, 2008, 2009, 2011, 2016 **Olympic Games :** 2016 **Dunhill Cup :** 1994, 1995, 1997, 1998 **Seve Trophy :** 2000, 2002, 2003

Career Records

PGA TOUR (Playoff Record: 1-1)												
Season	Events	Rounds	1st	2nd	3rd	Top 10	Top 25	Cuts Made	Cuts Missed	WD	FedExCup Rank	Earnings
Total:	410	1195	1	4	2	33	80	237	149	23		\$12,892,186
2020	9	27						7	1	1	204	\$129,518
2019	22	50					2	8	13		203	\$181,155
2018	24	69		1		2	3	16	6	2	108	\$1,198,541
2017	28	77				1	4	16	10	1	149	\$618,171
2016	22	67		1		4	9	15	6	2	83	\$1,566,308
2015	30	92	1			1	7	18	10	1	71	\$1,227,196
2014	6	17						5	1	1	227	\$57,059
2013	2	3							2			
2012	12	35					2	7	4	1	177	\$218,117
2011	21	59					2	11	6	4	134	\$344,902
2010	28	81			1	4	6	13	13	2	103	\$904,253
2009	25	82				3	9	16	8	1	116	\$953,664
2008	25	75				4	5	13	12		120	\$893,998
2007	25	80				4	6	17	7	1	124	\$868,303
2006	30	91			1	2	3	16	13	1		\$525,484
2005	31	81					5	15	14	2		\$510,082
2004	24	70		1		3	7	16	7	2		\$1,313,483
2003	30	91		1		4	7	20	8	1		\$1,182,883
2002	1	2							1			
2001	1	4					1	1				\$57,310
2000	1	2							1			
1999	2	8						2				\$6,800
1997	1	2							1			
1996	10	30				1	2	5	5			\$134,961

(A) - Amateur

Top Tournaments

PGA TOUR	THE PLAYERS Championship	Masters Tournament	PGA Championship	U.S. Open	The Open Championship	WGC-HSBC Champions	WGC-Mexico	WGC-Dell Technologies Match Play	WGC-FedEx St. Jude Inv
2019	CUT								
2017	T79								
2016	T9								
2015	74		W/D						
2014				T60					
2012				T41					
2011	CUT	T35		CUT					
2010	T58			T8					
2009	T9								
2008	CUT				CUT				
2005	T12		CUT		CUT			T33	
2004	T33	26	CUT				T28	T17	T9
2003			4		T61		T12	T9	T42
2002									
2001					CUT				
2000					T13				
1999					CUT				
1997			T65				T55		
1996		44	T52		T50				

FedExCup Playoffs

THE NORTHERN TRUST	Dell Technologies Championship	BMW Championship	TOUR Championship
2018	T56		
2015	CUT	T39	
2010	CUT		
2009	T73		
2007	CUT		

Player Statistics

Career Low Round: 63 - 2018 Shriners Hospitals for Children Open (Round 4)

Career High FedExCup Rank: #8 : 2016 Shriners Hospitals for Children Open

Career High Official World Golf Rank: #33 : 2003 Bell Canadian Open

Career Largest Paycheck: \$598,400 : 2018 Shriners Hospitals for Children Open (Finished 2)

Personal

- Fled Communist Czechoslovakia (now Czech Republic) at age 9 as a refugee, traveling by foot and train, by swimming and biking with his father to Yugoslavia, Italy and Switzerland before settling in Frankfurt, Germany. Has fulfilled his lifelong dream of playing on the PGA TOUR from the hardships he and his family suffered under Communism to enjoy the freedom of opportunity in America.
- Was a great ice hockey and soccer player but saw Bernhard Langer play and switched to golf.



Greg Chalmers (CHALM-ers)

Height: 6'0" (1.83 m)

Weight: 200 (91 kg)

Age: 46 (October 11, 1973)

Birthplace: Sydney, Australia

Residence: Colleyville, Texas

Family: Wife, Nicole; Max Gregory, Lachlan Robert

Special Interests: Fitness, car racing

Turned Professional: 1995

City plays from: Sydney, Australia

Exempt Status

PGA TOUR Major Medical Extension

Career Victories

PGA TOUR Victories (1):

2016 (1) Barracuda Championship.

Korn Ferry Tour Victories (2):

2005 (1) Albertsons Boise Open Pres'd by First Health. **2008 (1)** Henrico County Open.

Player Statistics

Career Low Round: 63 - 2002 Buick Invitational (Round 4)

Career High FedExCup Rank: #35 : 2012 BMW Championship

Career High Official World Golf Rank: #53 : 2012 BMW Championship

Career Largest Paycheck: \$576,000 : 2016 Barracuda Championship (Finished 1)

Career Records

PGA TOUR (Playoff Record: 0 - 0)

Season	Events	Rounds	1st	2nd	3rd	Top 10	Top 25	Cuts Made	Cuts Missed	WD	FedExCup Rank	Earnings
Total:	448	1353	1	2		24	77	251	192	4		\$10,618,616
2020	9	20						1	8		245	\$15,614
2018	20	52				1	3	7	13		184	\$288,023
2017	28	71					3	10	17	1	173	\$344,631
2016	12	33	1			1	1	6	6		142	\$695,188
2015	17	54						12	5		172	\$291,016
2014	27	81				1	4	16	10	1	132	\$578,979
2013	25	73				2	2	14	10	1	97	\$632,283
2012	25	87				1	7	20	5		35	\$1,166,627
2011	28	88				2	6	17	10	1	81	\$832,191
2010	27	93				2	6	19	8		56	\$989,415
2009	26	85		1		2	8	15	11		87	\$1,058,286
2006	28	67						8	20			\$151,265
2004	22	70				2	3	13	9			\$402,380
2003	32	95				1	3	17	14			\$403,254
2002	31	91				2	7	15	16			\$640,898
2001	27	89				1	7	21	6			\$692,170
2000	28	92		1		5	10	19	9			\$1,063,456
1999	34	106				1	7	20	14			\$362,635
1998	2	6						1	1			\$10,305

(A) - Amateur

Top Tournaments

PGA TOUR	THE PLAYERS Championship	Masters Tournament	PGA Championship	U.S. Open	The Open Championship	WGC-HSBC Champions	WGC-Mexico	WGC-Dell Technologies Match Play	WGC-FedEx St. Jude Inv
2017	CUT								
2016			CUT		81	T58			
2015					T58		T49		
2014	CUT								
2013	T37								
2012	CUT		T32		T45	T46	T20	T33	T55
2011	T41			CUT					
2010	T34								
2009						T45			
2003	CUT								
2002	CUT			CUT					
2001	T58	CUT	T44				T33		
2000	T9		T4						
1998			CUT		T57				

FedExCup Playoffs

THE NORTHERN TRUST	Dell Technologies Championship	BMW Championship	TOUR Championship
2013	T37	CUT	
2012	9	T39	T16
2011	T43	T42	
2010	T31	T41	T24
2009	CUT	T36	

Personal

- Started his charity, MAXimumchances.org in 2012, to support children with autism. Name comes from son Max who was diagnosed with autism at the age of 22 months in 2005.
- When he won the 2016 Barracuda Championship, wife Nicole was so nervous at home in Colleyville, Texas, she sat on the curb outside the couple's home as he played the 18th hole.
- Nicknamed "Snake" by Australasian Tour peers.
- Enjoys John Grisham novels.
- Is a fan of Dallas-area pro teams, especially the NHL's Stars.



Cameron Champ

Height: 6'0" (1.83 m)
Weight: 175 (79 kg)
Age: 25 (June 15, 1995)
Birthplace: Sacramento, California
Residence: Houston, Texas

Education: Texas A&M University
Turned Professional: 2017
City plays from: Sacramento, CA, United States

Exempt Status

PGA TOUR Tournament winner (thru 2022-23)

Career Victories

PGA TOUR Victories (2):

2019 (1) Sanderson Farms Championship. **2020 (1)** Safeway Open.

Korn Ferry Tour Victories (1):

2018 (1) Utah Championship presented by Zions Bank.

2019-20 Season Highlights

Claimed his second PGA TOUR victory at the Safeway Open and reached the TOUR Championship for the first time in his career, finishing the season tied for No. 24 in the FedExCup standings. Qualified for the FedExCup Playoffs for the second consecutive season. Recorded 10 top-25s and made 15 cuts in 20 starts. Finished the season second in Driving Distance (322.0) and second in Strokes Gained: Off-the-Tee (0.999), behind Bryson DeChambeau in both categories.

PGA TOUR

Safeway Open - Earned his second PGA TOUR title in his 35th career start at age 24 years, 106 days, winning the Safeway Open by one stroke over Canada's Adam Hadwin at 17-under 271. Won in his second start of the season for the second consecutive season, also doing so at the 2018 Sanderson Farms Championship. Improved to 2-for-2 in his career with the 54-hole lead/co-lead. Became the 21st player to win twice in his first 33 professional starts on TOUR and the first to win twice before turning 25 since Bryson DeChambeau in 2018. Led the field in Driving Distance (337.1 yards), becoming the first player to do that in a tournament he won since Rory McIlroy at the 2019 RBC Canadian Open. Also led the field in Scrambling (84.2%) and Strokes Gained: Tee-to-Green (2.879 per round). Grandfather, Mack, was in hospice care in Sacramento with Stage IV stomach cancer during tournament week. **PGA Championship** - Earned his first top-10 in a major championship in his third appearance, finishing T10 at the PGA Championship. Led the field in Driving Distance (321.1 yards) and co-lead in Par-5 Scoring Average (4.13). Qualified for the 2020 U.S. Open as one of the top three players, not otherwise exempt, in the top 10 and ties.

National Team Selections

Walker Cup : 2017

Career Records

PGA TOUR (Playoff Record: 0-0)

Season	Events	Rounds	1st	2nd	3rd	Top 10	Top 25	Cuts Made	Cuts Missed	WD	FedExCup Rank	Earnings
Total:	53	163	2			5	16	31	21	1		\$3,998,553
2020	20	70	1			2	10	15	5		24	\$2,290,839
2019	26	76	1			3	6	14	11	1	62	\$1,695,748
2018	5	11						1	4			\$11,966
2018	1 (A)	2							1			
2017	1 (A)	4						1				

(A) - Amateur

Top Tournaments

PGA TOUR	THE PLAYERS Championship	Masters Tournament	PGA Championship	U.S. Open	The Open Championship	WGC-HSBC Champions	WGC-Mexico	WGC-Dell Technologies Match Play	WGC-FedEx St. Jude Inv
2020	CN1		T10						T25
2019	W/D		T54						
2017				T32					

FedExCup Playoffs

	THE NORTHERN TRUST	Dell Technologies Championship	BMW Championship	TOUR Championship
2020	CUT		T65	T24
2019	T21		T65	

Personal

- Was introduced to golf by his grandfather, Mack, a Vietnam veteran, at the age of 2. He grew up playing a par-3 course near his house called the Foothill Golf Center where the monthly pass was \$50. His grandfather always reminded him "it's not where you come from, it's where you're going."
- Has one brother, Brent, and two sisters, Melissa and Madison.
- Is a First Tee alum.
- Has a tattoo of his grandparents' favorite Bible verse, Proverbs 3:6.
- Started his own foundation, The Cameron Champ Foundation, which is focused on accessible STEM education and golf development programming that fosters an environment for academic achievement and healthy living for children/youth from under-served communities.
- Calls working on cars and trucks "his escape."



Kevin Chappell (CHAP-pull)

Height: 6'0" (1.83 m)
Weight: 180 (82 kg)
Age: 34 (July 08, 1986)
Birthplace: Fresno, California
Residence: Fresno, California
Family: Wife, Elizabeth; Wyatt, Collins, Scottie

Education: UCLA
Special Interests: Boating, fishing
Turned Professional: 2008
City plays from: Fresno, CA, United States

Exempt Status

PGA TOUR Major Medical Extension

Career Victories

PGA TOUR Victories (1):

2017 (1) Valero Texas Open.

Korn Ferry Tour Victories (1):

2010 (1) Fresh Express Classic at TPC Stonebrae.

2019-20 Season Highlights

PGA TOUR

A Military Tribute at The Greenbrier - Became the 10th player in PGA TOUR history (11th instance) with a sub-60 round, shooting a second-round 59 at A Military Tribute at The Greenbrier before finishing T47. Became the second player to record a birdie streak of at least nine, making nine consecutive birdies on holes 11-1 (first: Mark Calcavecchia/9). The Old White TPC, site of Stuart Appleby's 59 in 2010, became the first course on TOUR to host multiple sub-60 scores. Was making his first start since the 2018 Mayakoba Golf Classic as he recovered from back surgery.

National Team Selections

Presidents Cup : 2017 **Palmer Cup** : 2008

Career Records

PGA TOUR (Playoff Record: 0 - 1)

Season	Events	Rounds	1st	2nd	3rd	Top 10	Top 25	Cuts Made	Cuts Missed	WD	FedExCup Rank	Earnings
Total:	233	755	1	6	3	29	62	154	77	2		\$16,135,971
2020	13	41					1	7	6		198	\$176,506
2019	3	12				1	1	3			194	\$257,024
2018	23	74				4	7	16	7		83	\$1,608,338
2017	27	90	1			5	8	21	6		27	\$3,149,615
2016	27	93		4	1	8	8	19	8		8	\$4,501,050
2015	26	86				2	11	17	9		52	\$1,281,552
2014	28	96				1	9	22	6		55	\$1,343,412
2013	24	80		1		3	7	16	8		45	\$1,589,839
2012	29	87				1	5	18	9	2	114	\$647,510
2011	26	78		1	2	3	3	13	13		84	\$1,339,640
2010	2	7					1	1	1			\$44,000
2009	3	7				1	1	1	2			\$197,488
2008	2	4							2			

(A) - Amateur

Top Tournaments

PGA TOUR	THE PLAYERS Championship	Masters Tournament	PGA Championship	U.S. Open	The Open Championship	WGC-HSBC Champions	WGC-Mexico	WGC-Dell Technologies Match Play	WGC-FedEx St. Jude Inv
2018 CUT	CUT	T65		65	T6		T30	T36	T39
2017 T35	T7	T33		T23	CUT	T35	T55	T39	T13
2016 2		CUT		CUT	T53				T3
2015 CUT		T43		T46					
2014 T26		T13							
2013 T68		CUT		T32					
2012 CUT	T44			T10					
2011 T69				T3					

FedExCup Playoffs

THE NORTHERN TRUST	Dell Technologies Championship	BMW Championship	TOUR Championship
2018 CUT	T35		
2017 T6	T35	T12	T28
2016 T31	T8	T61	T2 (P)
2015 T24	T12	T23	
2014 T30	T50	T16	
2013 T15	T22	T62	
2012 CUT			
2011 T32	CUT		

Personal

- Follows UCLA Bruins football and basketball and is a huge San Francisco Giants fan.
- Believes a ball only has one birdie and therefore changes balls after each birdie.
- Has a special place in his heart for the Special Olympics having volunteered at a summer program growing up.



K.J. Choi_(CHOY)

Height: 5'8" (1.73 m)

Weight: 185 (84 kg)

Age: 50 (May 19, 1970)

Birthplace: Wando, South Korea

Residence: Westlake, Texas

Family: Wife, Hyunjung Kim; Hohjun "David", Amanda, Daniel

Special Interests: Movies

Turned Professional: 1994

City plays from: Dallas, TX, United States

Exempt Status

PGA TOUR Top 50 in career earnings (thru 2020-21)

Career Victories

PGA TOUR Victories (8):

2002 (2) Compaq Classic of New Orleans, Tampa Bay Classic presented by Buick. **2005 (1)** Chrysler Classic of Greensboro. **2006 (1)** Chrysler Championship. **2007 (2)** the Memorial Tournament presented by Morgan Stanley, AT&T National. **2008 (1)** Sony Open in Hawaii. **2011 (1)** THE PLAYERS Championship.

Player Statistics

Career Low Round: 62 - 2003 Valero Texas Open (Round 2)

Career High FedExCup Rank: #1 : 2008 FBR Open

Career High Official World Golf Rank: #5 : 2008 PODS Championship

Career Largest Paycheck: \$1,710,000 : 2011 THE PLAYERS Championship (Finished 1)

2019-20 Season Highlights

PGA TOUR Champions

Charles Schwab Series at Ozarks National - Opened with a 7-under 64 and went on to finish 13-under and T7 at the Charles Schwab Series at Ozarks National. It was his first top-10 in his third start on PGA TOUR Champions.

National Team Selections

Presidents Cup : 2003, 2007, 2011 **World Cup** : 1997, 2002, 2003, 2005, 2013

Career Records

PGA TOUR (Playoff Record: 1 - 0)												
Season	Events	Rounds	1st	2nd	3rd	Top 10	Top 25	Cuts Made	Cuts Missed	WD	FedExCup Rank	Earnings
Total:	471	1525	8	7	5	68	149	331	138	3		\$32,681,277
2020	9	25					1	3	6		207	\$180,439
2019	7	18				1	1	3	4		210	\$185,952
2018	14	38				1	1	6	8		188	\$219,405
2017	25	66					3	11	14		177	\$292,716
2016	22	73		1		2	5	14	8		91	\$1,328,448
2015	19	62					2	14	5		152	\$448,864
2014	23	80		2		2	6	17	6		69	\$1,677,848
2013	24	84				2	6	20	4		73	\$973,751
2012	21	70				2	6	16	5		98	\$969,057
2011	22	75	1	1	2	8	10	18	4		11	\$4,434,691
2010	22	82		1	1	4	9	19	3		15	\$2,199,962
2009	22	64			1	1	6	13	9		101	\$968,506
2008	21	70	1			5	12	16	5		10	\$2,683,442
2007	25	85	2	1		7	17	21	3	2	5	\$4,587,859
2006	26	92	1			4	10	22	4			\$2,376,548
2005	24	73	1			3	7	18	5	1		\$1,765,374
2004	24	82			1	7	10	19	5			\$2,077,775
2003	32	106		1		6	13	25	7			\$1,999,663
2002	27	89	2			7	11	19	8			\$2,204,907
2001	29	92				5	8	19	10			\$800,326
2000	30	89				1	4	16	14			\$305,745
1999	2	8					1	2				\$31,457
1998	1	2							1			

(A) - Amateur

Top Tournaments

PGA TOUR									
	THE PLAYERS Championship	Masters Tournament	PGA Championship	U.S. Open	The Open Championship	WGC-HSBC Champions	WGC-Mexico	WGC-Dell Technologies Match Play	WGC-FedEx St. Jude Inv
2017	CUT		T22						
2016	T43								
2015	T42								
2014	T13	T34	CUT		CUT				
2013	T48	T46	T47	T32	T44		T33		
2012	CUT	CUT	T54	T15	T39	T35	T33		T8
2011	1(P)	T8	T39	CUT	T44	T16	T39	T17	T59
2010	T34	T4	T39	T47	CUT	T30			T46
2009	T71	CUT	T24	T47	CUT		T59	T33	T45
2008	CUT	41	CUT	CUT	T16		T12	T5	T16
2007	T23	T27	T12	CUT	T8		T19	T17	T11
2006	T16	CUT	T7	CUT	CUT		T32	T33	T22
2005	CUT	T33	T40	T15	T41		T43	T33	T51
2004	T42	3	T6	T31	T16		T57	T33	T58
2003	CUT	T15	T69	CUT	T22	T6	T17		T53
2002	T28		CUT	T30	CUT				T19
2001			T29	CUT					
1999					T49				
1998					CUT				

FedExCup Playoffs			
	THE NORTHERN TRUST	Dell Technologies Championship	BMW Championship
			TOUR Championship
2016	CUT	CUT	
2014	T71	T35	T63
2013	T68	T41	
2012	T73	CUT	
2011	T32	CUT	T10
2010	CUT	T45	T3
2009	CUT		T7
2008	T12	T21	T5
2007	2	W/D	T38

Personal

- Interest in golf grew after one of his high school teachers recommended he try the sport. Began studying Jack Nicklaus lesson books and videos and spent long hours hitting practice balls on his island home's only practice range. First Korean to earn a PGA TOUR card.
- Grew up the son of a farmer/fisherman and as a teenage powerlifter earned the nickname "Tank" because he could squat 350 pounds although he weighed a mere 95 pounds. He didn't have the upper-body strength to pursue that sport, so he turned to golf, at age 16.
- After his 2005 victory at the Wyndham Championship, donated \$90,000 to the Korean Presbyterian Church in Greensboro, N.C., that he has attended each year he played the tournament.
- Following his win at the 2011 PLAYERS Championship, donated \$200,000 to help victims of the tornadoes that ravaged the southeastern United States in April of that year.
- Through the K.J. Choi Foundation (kjchoifoundation.org), donated his \$100,000 winnings from the 2013 ISPS Handa World Cup to help with the Typhoon Haiyan relief efforts in the Philippines. The funds, sent to the American Red Cross in conjunction with the Philippines' chapter of the Red Cross, were used to provide relief supplies to the areas worst hit by the typhoon.



Stewart Cink

Height: 6'4" (1.93 m)
Weight: 205 (93 kg)
Age: 47 (May 21, 1973)
Birthplace: Huntsville, Alabama
Residence: Duluth, Georgia
Family: Wife, Lisa; Connor Stewart, Reagan Braswell

Education: Georgia Tech (1995, Management)
Special Interests: Family, boating, water sports, hiking, barbecue, snow skiing
Turned Professional: 1995
City plays from: Duluth, GA, United States

Exempt Status

PGA TOUR 126-150 in 2019-20 FedExCup standings (thru 2020-21)

Career Victories

PGA TOUR Victories (6):

1997 (1) Canon Greater Hartford Open. **2000 (1)** MCI Classic. **2004 (2)** MCI Heritage, World Golf Championships-NEC Invitational. **2008 (1)** Travelers Championship. **2009 (1)** The Open Championship.

Korn Ferry Tour Victories (3):

1996 (3) NIKE Ozarks Open, NIKE Colorado Classic, NIKE TOUR Championship.

2019-20 Season Highlights

Recorded one top-10, a T9 at the Houston Open, and finished the season No. 144 in the FedExCup standings. Made 11 cuts in 14 starts.

National Team Selections

Presidents Cup : 2000, 2005, 2007, 2009 **Ryder Cup** : 2002, 2004, 2006, 2008, 2010 **World Cup** : 2005, 2006

Career Records

PGA TOUR (Playoff Record: 2 - 2)

Season	Events	Rounds	1st	2nd	3rd	Top 10	Top 25	Cuts Made	Cuts Missed	WD	FedExCup Rank	Earnings
Total:	595	2021	6	11	9	99	241	453	141	1		\$38,161,141
2020	14	51				1	2	11	3		144	\$490,620
2019	16	47					3	8	8		179	\$368,008
2018	25	87		1		3	8	18	7		73	\$1,887,208
2017	26	93				3	10	20	6		53	\$1,463,923
2016	19	61					3	11	8		147	\$437,855
2015	23	77				1	3	15	8		102	\$694,655
2014	25	91					6	21	4		80	\$929,166
2013	22	71				3	6	14	8		76	\$1,052,712
2012	22	67					4	14	7	1	139	\$477,173
2011	22	70				1	6	14	8		98	\$909,162
2010	23	80				3	12	19	4		38	\$1,573,636
2009	22	73	1		1	4	8	17	5		28	\$2,821,030
2008	23	81	1	2	2	7	12	20	3		20	\$3,979,301
2007	25	88			1	6	13	21	4		22	\$2,483,146
2006	26	88		1		7	16	22	4			\$2,755,911
2005	26	90			1	5	10	23	3			\$1,733,049
2004	28	97	2	1		10	20	24	4			\$4,450,270
2003	28	100		2		6	14	23	5			\$1,781,885
2002	27	88				4	8	20	7			\$894,212
2001	29	97			2	6	14	22	7			\$1,743,028
2000	27	95	1	1	1	9	15	23	4			\$2,169,727
1999	27	92		1	1	8	14	21	6			\$1,255,100
1998	28	97		1		6	15	23	5			\$833,648
1997	31	99	1	1		4	13	19	12			\$809,580
1996	5	19				1	4	5				\$108,710
1995	5	18				1	2	4	1			\$58,426
1995	1(A)	4						1				

(A) - Amateur

Player Statistics

Career Low Round: 62 - 2019 Sony Open in Hawaii (Round 2)

Career High FedExCup Rank: #3 : 2008 Travelers Championship

Career High Official World Golf Rank: #5 : 2008 AT&T National

Career Largest Paycheck: \$1,221,005 : 2009 The Open Championship (Finished 1)

Top Tournaments

PGA TOUR									
	THE PLAYERS Championship	Masters Tournament	PGA Championship	U.S. Open	The Open Championship	WGC-HSBC Champions	WGC-Mexico	WGC-Dell Technologies Match Play	WGC-FedEx St. Jude Inv
2019	CUT	CUT			T20				
2018	CUT		T4		T24				
2017				T46	CUT				
2015	CUT				T20				
2014	T38	T14	CUT	T54	T47				
2013	CUT	T25	CUT	CUT	T26				
2012	T64	T50	CUT	CUT	CUT				
2011	T19	CUT	CUT	CUT	T30				
2010	CUT	CUT	T18	T40	T48		T37	T17	T45
2009	T76	CUT	T67	T27	1 (P)	T51	T59	3	T19
2008	T21	T3	CUT	T14	CUT		T20	2	T6
2007	T3	T17	T32	CUT	T6		T45	T9	T43
2006	CUT	10	T24	T37	CUT		T13	T33	T56
2005	T32	T20	T28	T15	CUT		T46	T5	2 (P)
2004	T22	T17	T17	CUT	T14		T23	T17	T41
2003	T39		CUT	T28	T34				1
2002	CUT	T24	T10	CUT	T59			T33	T61
2001	CUT	CUT	T59	3	T30			T33	T47
2000	T33	T28	T15	T8	T41			T33	T13
1999	CUT	T27	T3	T32	CUT		T4	T9	7
1998	T42	T23	CUT	T10	T66				
1997		CUT	CUT	T13					
1996				T16					

FedExCup Playoffs

	THE NORTHERN TRUST	Dell Technologies Championship	BMW Championship	TOUR Championship
2018	CUT	T62		
2017	CUT	T2	T27	
2015	T39			
2014	T15	T50		
2013	T68	T27		
2011	CUT	CUT		
2010	T15	T18	T21	
2009	T28	CUT	T23	T19
2008	T38	T33	T60	T24
2007	T25	CUT	T7	T11

Personal

- Took up the game when his parents, single-digit handicappers, left him at a driving range before he was old enough to go on the course.
- Was a husband and a father while still at Georgia Tech.
- Member of East Lake GC, host venue of the TOUR Championship.
- Outdoor enthusiast who loves hiking, camping, biking and skiing.
- With the news of his wife Lisa's diagnosis with breast cancer, withdrew from the 2016 Wells Fargo Championship and did not compete on TOUR for six weeks in April and May.
- Competitors at THE PLAYERS Championship in 2016 wore pink ribbons during the final round in honor of Lisa.
- In his second start back to competition, the 2016 FedEx St. Jude Classic, cancer patients from St. Jude Children's Research Hospital drew pictures on get well cards for Lisa, who was at TPC Southwind with Stewart.



Tim Clark

Height: 5'7" (1.7 m)
Weight: 165 (75 kg)
Age: 44 (December 17, 1975)
Birthplace: Durban, South Africa
Residence: Scottsdale, Arizona
Family: Wife, Candice; Jack, Gabrielle

Education: North Carolina State University
Special Interests: Darts, pool, ping-pong, remote-control planes, fishing
Turned Professional: 1998
City plays from: Umkomaas, South Africa

Exempt Status

PGA TOUR Top 50 in career earnings (thru 2020-21)

Career Victories

PGA TOUR Victories (2):

2010 (1) THE PLAYERS Championship. **2014 (1)** RBC Canadian Open.

Korn Ferry Tour Victories (2):

2000 (2) BUY.COM Fort Smith Classic, BUY.COM Boise Open.

National Team Selections

Presidents Cup : 2003, 2005, 2009 **World Cup :** 2002, 2005

Career Records

PGA TOUR (Playoff Record: 0 - 2)												
Season	Events	Rounds	1st	2nd	3rd	Top 10	Top 25	Cuts Made	Cuts Missed	WD	FedExCup Rank	Earnings
Total:	309	992	2	13	2	54	120	211	92	5		\$23,942,321
2016	7	19					1	2	5		205	\$110,361
2015	13	40		1		1	2	8	5		121	\$1,028,139
2014	26	75	1	1		3	6	14	10	2	54	\$2,066,344
2013	20	61		1		3	5	12	8		80	\$1,355,952
2012	20	60		1		3	7	11	8		56	\$1,407,028
2011	4	11		1		1	2	2	1	1	137	\$571,000
2010	24	85	1	1		7	12	20	4		24	\$3,530,002
2009	23	78		1		5	11	19	3	1	36	\$2,235,105
2008	27	89		1		3	9	19	8		26	\$1,722,030
2007	19	64		3		6	12	15	4		21	\$2,615,152
2006	22	79		1		4	11	19	3			\$1,974,931
2005	26	87			1	6	16	22	4			\$2,310,037
2004	26	84				6	9	16	10			\$1,108,190
2003	25	78			1	3	10	16	9			\$1,253,690
2002	23	73				3	7	15	8			\$632,609
2001	3	7						1	1	1		\$21,750
1998	1 (A)	2							1			

(A) - Amateur

Top Tournaments

PGA TOUR									
THE PLAYERS Championship	Masters Tournament	PGA Championship	U.S. Open	The Open Championship	WGC-HSBC Champions	WGC-Mexico	WGC-Dell Technologies Match Play	WGC-FedEx St. Jude Inv	
2015		CUT			2 (P)				
2014	CUT	CUT						T50	
2013	CUT	T11	T68	CUT		T60	T9		
2012	T25	CUT	T11	CUT					
2011	W/D	CUT				DNS		DNS	
2010	1	CUT	T39	T12	CUT	T25	T9	T58	
2009	T9	T13	T16	T40	CUT	27	T9	T29	
2008	CUT	CUT	T55	T48	CUT	T12	T33	T20	
2007	T68	T13	CUT	T17		T63	T17	T6	
2006	CUT	2	T24	CUT	T56	T26	T33	T4	
2005	CUT	T39	T17	T3	T23	T18	T33	T51	
2004	CUT	CUT	CUT	T13	CUT			T48	
2003	T21	T13	3	CUT			T33	T64	
2002			T53			62			
1998	CUT			CUT					

FedExCup Playoffs

THE NORTHERN TRUST	Dell Technologies Championship	BMW Championship	TOUR Championship
2015	CUT		
2014	W/D		
2013	CUT	T36	
2012	T10	T59	
2010	CUT	T21	T13
2009	T24	T30	
2008	T38	T8	29
2007	T17	T5	T7

Player Statistics

Career Low Round: 62 - 2014 The McGladrey Classic (Round 4)

Career High FedExCup Rank: #3 : 2013 Sony Open in Hawaii

Career High Official World Golf Rank: #14 : 2006 Barclays Classic

Career Largest Paycheck: \$1,710,000 : 2010 THE PLAYERS Championship (Finished 1)

Personal

- Was the college teammate of fellow TOUR player Carl Pettersson at North Carolina State University.
- Recorded his first hole-in-one when he was age 8.
- Donated his first-place share of approximately \$20,000 at the November 2005 Nelson Mandela Invitational to a deaf girl from the Carel du Toit School for the Hearing Impaired in Tygerberg, South Africa, who needed implant surgery. "It put into perspective what life is all about--and it's not about all those putts I'm able to put away or miss at the crucial stages of an event, but life in general," he said.



Wyndham Clark

Height: 6'0" (1.83 m)
Weight: 172 (78 kg)
Age: 26 (December 09, 1993)
Birthplace: Denver, Colorado
Residence: Las Vegas, Nevada
Family: Single

Education: University of Oregon (2017, Business)
Turned Professional: 2017
City plays from: Denver, CO, United States

Exempt Status

PGA TOUR Top 125 in 2019-20 FedExCup standings (thru 2020-21)

Career Victories

None.

Player Statistics

Career Low Round: 61 - 2020 Waste Management Phoenix Open (Round 1)
Career High FedExCup Rank: #31 : 2019 Safeway Open
Career High Official World Golf Rank: #146 : 2020 ZOZO CHAMPIONSHIP
Career Largest Paycheck: \$273,000 : 2020 THE CJ CUP @ NINE BRIDGES (Finished 8)

2019-20 Season Highlights

Advanced to the FedExCup Playoffs for the second consecutive season, finishing at No. 110 in the FedExCup standings. Made 10 of 23 cuts and notched four top-25 finishes, highlighted by a T8 at THE CJ CUP @ NINE BRIDGES.

National Team Selections

Arnold Palmer Cup : 2014

Career Records

PGA TOUR (Playoff Record: 0 - 0)

Season	Events	Rounds	1st	2nd	3rd	Top 10	Top 25	Cuts Made	Cuts Missed	WD	FedExCup Rank	Earnings
Total:	58	164				4	13	31	25	1		\$2,179,191
2020	23	61				1	4	10	12	1	110	\$814,737
2019	27	85				3	8	19	7		64	\$1,278,721
2018	3	8					1	1	2			\$68,800
2017	5	10						1	4			\$16,934

(A) - Amateur

Top Tournaments

PGA TOUR	THE PLAYERS Championship	Masters Tournament	PGA Championship	U.S. Open	The Open Championship	WGC-HSBC Champions	WGC-Mexico	WGC-Dell Technologies Match Play	WGC-FedEx St. Jude Inv
2020	CNL		CUT						
2019	DQ								

FedExCup Playoffs

THE NORTHERN TRUST	Dell Technologies Championship	BMW Championship	TOUR Championship
2020 T29			
2019 T18		T31	

Personal

- He would like to start a breast cancer foundation.
- Watching Tiger Woods at the PGA Championship at Southern Hills was one of his favorite events he's attended.
- Is good at ping pong.



Chad Collins

Height: 5'9" (1.75 m)
Weight: 175 (79 kg)
Age: 42 (September 20, 1978)
Birthplace: Indianapolis, Indiana
Residence: Cloverdale, Indiana
Family: Wife, Yuko

Education: Methodist University (2001, Business Administration)
Special Interests: Fitness, fishing, hunting, camping
Turned Professional: 2001
City plays from: Cloverdale, IN, United States

Exempt Status

PGA TOUR Korn Ferry Tour Medical

Career Victories

Korn Ferry Tour Victories (2):

2005 (1) Henrico County Open Pres'd by Saxon Capital, Inc.. **2009 (1)** Miccosukee Championship.

Player Statistics

Career Low Round: 60 - 2017 Barbasol Championship (Round 2)

Career High FedExCup Rank: #20 : 2010 Bob Hope Classic

Career High Official World Golf Rank: #127 : 2010 Waste Management Phoenix Open

Career Largest Paycheck: \$421,600 : 2016 Valero Texas Open (Finished 3)

Career Records

PGA TOUR (Playoff Record: 0 - 0)

Season	Events	Rounds	1st	2nd	3rd	Top 10	Top 25	Cuts Made	Cuts Missed	WD	FedExCup Rank	Earnings
Total:	195	556		1	1	8	23	86	108	1		\$4,012,676
2019	15	39						5	10		238	\$59,164
2017	26	62		1		2	2	6	20		143	\$693,743
2016	26	73			1	1	3	10	16		136	\$734,548
2015	24	79				1	4	16	8		120	\$747,899
2014	28	74				1	2	11	17		159	\$408,434
2012	9	19							9			
2011	16	47					1	7	8	1	192	\$183,510
2010	26	87				3	7	18	8		96	\$815,961
2008	24	72					4	12	12		197	\$339,959
2006	1	4						1				\$29,459

(A) - Amateur

Top Tournaments

PGA TOUR	THE PLAYERS Championship	Masters Tournament	PGA Championship	U.S. Open	The Open Championship	WGC-HSBC Champions	WGC-Mexico	WGC-Dell Technologies Match Play	WGC-FedEx St. Jude Inv
2016	CUT								
2014				CUT					
2011	CUT								
2010	CUT								
2006				T40					

FedExCup Playoffs

THE NORTHERN TRUST	Dell Technologies Championship	BMW Championship	TOUR Championship
2015	CUT		
2010	T64		

Personal

- Passions are archery, bow hunting and fishing.
- Lives on farm in Cloverdale, Indiana where population is approximately 2,000.
- Lists his father as his hero.
- If he weren't a golfer, says he would be in farming.



Corey Connors

Height: 6'0" (1.83 m)
Weight: 190 (86 kg)
Age: 28 (January 06, 1992)
Birthplace: Listowel, Ontario, Canada
Residence: Listowel, Ontario, Canada
Family: Wife, Malory

Education: Kent State University (2014, Actuarial Mathematics)
Special Interests: Ice hockey, fishing
Turned Professional: 2015
City plays from: Listowel, ON, Canada

Exempt Status

PGA TOUR Tournament winner (thru 2021-22)

Career Victories

PGA TOUR Victories (1):

2019 (1) Valero Texas Open.

Player Statistics

Career Low Round: 63 - 2020 RBC Heritage (Round 2)

Career High FedExCup Rank: #13 : 2019 Valero Texas Open

Career High Official World Golf Rank: #55 : 2020 World Golf Championships-HSBC Champions

Career Largest Paycheck: \$1,350,000 : 2019 Valero Texas Open (Finished 1)

2019-20 Season Highlights

Qualified for the FedExCup Playoffs, advancing to the BMW Championship for the second consecutive season and finishing No. 53 in the FedExCup standings. Marked his second appearance in the FedExCup Playoffs in his third season on TOUR. Claimed one top-10 and 10 top-25s, highlighted by a T6 at the ZOZO CHAMPIONSHIP, and made 15 cuts in 22 starts.

National Team Selections

Aruba Cup : 2016 **Eisenhower Trophy** : 2012, 2014

Career Records

PGA TOUR (Playoff Record: 0 - 0)

Season	Events	Rounds	1st	2nd	3rd	Top 10	Top 25	Cuts Made	Cuts Missed	WD	FedExCup Rank	Earnings
Total:	88	275	1	1	1	6	20	52	36			\$5,157,137
2020	22	74				1	10	15	7		53	\$1,498,121
2019	28	86	1	1	1	4	7	16	12		26	\$2,919,864
2018	28	93				1	3	20	8		130	\$728,296
2017	1	2							1			
2016	1	4						1				\$10,856
2015	4	8							4			
2015	2 (A)	4							2			
2014	1 (A)	2							1			
2013	1 (A)	2							1			

(A) - Amateur

Top Tournaments

PGA TOUR	THE PLAYERS Championship	Masters Tournament	PGA Championship	U.S. Open	The Open Championship	WGC-HSBC Champions	WGC-Mexico	WGC-Dell Technologies Match Play	WGC-FedEx St. Jude Inv
2020	CN1		CUT			T20	50		T30
2019	T41	T46	T64		CUT				T27
2017				CUT					
2015		CUT							

FedExCup Playoffs

THE NORTHERN TRUST	Dell Technologies Championship	BMW Championship	TOUR Championship
2020 T25		T33	
2019 T21		T7	T26

Personal

- Has two sisters, Nicole and Sarah. Nicole is his twin sister.
- Is a huge hockey fan. Was a member of his high school hockey team that won a Provincial Hockey Championship.
- Favorite professional team is the NHL's Toronto Maple Leafs.
- Good friends with fellow TOUR player and Canadian Mackenzie Hughes. The pair played junior golf together and were college teammates at Kent State. Hughes was by the green for Connors' first PGA TOUR win at the 2019 Valero Texas Open.
- Is a bit of a mathematical genius. Studied actuary math in college at Kent State and was a two-time Academic All-American.



Austin Cook

Height: 5'7" (1.7 m)
Weight: 160 (73 kg)
Age: 29 (March 13, 1991)
Birthplace: Little Rock, Arkansas
Residence: Jonesboro, Arkansas
Family: Wife, Crys; Cameron

Education: University of Arkansas (2013, Biology)
Special Interests: Hunting, cooking, woodworking
Turned Professional: 2014
City plays from: Jonesboro, AR, United States

Exempt Status

PGA TOUR Tournament winner (thru 2020-21)

Career Victories

PGA TOUR Victories (1):

2018 (1) The RSM Classic.

Player Statistics

Career Low Round: 62 - 2018 The RSM Classic (Round 2)

Career High FedExCup Rank: #3 : 2018 The RSM Classic

Career High Official World Golf Rank: #96 : 2018 Barbasol Championship

Career Largest Paycheck: \$1,116,000 : 2018 The RSM Classic (Finished 1)

2019-20 Season Highlights

PGA TOUR

Houston Open - Shot a first-round 64 to share the 18-hole lead at the Houston Open before finishing T17. Marked his first career 18-hole lead/co-lead on the PGA TOUR.

Career Records

PGA TOUR (Playoff Record: 0 - 0)

Season	Events	Rounds	1st	2nd	3rd	Top 10	Top 25	Cuts Made	Cuts Missed	WD	FedExCup Rank	Earnings
Total:	82	261	1			7	22	54	28			\$4,313,176
2020	20	60					2	11	9		155	\$386,353
2019	23	64				2	6	12	11		130	\$837,788
2018	29	107	1			3	8	24	5		38	\$2,448,920
2017	1	2							1			
2016	1	2							1			
2015	7	22				2	5	6	1			\$537,648
2014	1	4					1	1				\$102,467

(A) - Amateur

Top Tournaments

PGA TOUR	THE PLAYERS Championship	Masters Tournament	PGA Championship	U.S. Open	The Open Championship	WGC-HSBC Champions	WGC-Mexico	WGC-Dell Technologies Match Play	WGC-FedEx St. Jude Inv
2019	CUT								
2018	T46	CUT	T50		T28				T53

FedExCup Playoffs

THE NORTHERN TRUST	Dell Technologies Championship	BMW Championship	TOUR Championship
2018 T60	T62	T29	

Personal

- Favorite book is The Bible. Favorite place to visit is Big Mountain in Montana.
- Dream foursome includes Gary Player, Jack Nicklaus and Arnold Palmer.
- Would like to trade places with "Duck Dynasty's" Willie Robertson for a day because he thinks it would be a lot of fun.
- Most famous person he's met is Evander Holyfield at baggage claim at the Jacksonville International Airport.
- Is involved with the St. Jude Children's Hospital and loves hanging out and working with special-needs children.



Vince Covello

Height: 6'2" (1.88 m)
Weight: 190 (86 kg)
Age: 37 (November 26, 1982)
Birthplace: Springfield, Pennsylvania
Residence: Atlantic Beach, Florida
Family: Single

Education: University of North Florida
Special Interests: Snowboarding, fishing
Turned Professional: 2004
City plays from: Atlantic Beach, FL, United States

Exempt Status

PGA TOUR Top 50 from 2019 Korn Ferry Tour (thru 2020-21)

Career Victories

Korn Ferry Tour Victories (1):

2019 (1) Chitimacha Louisiana Open presented by MISTRAS.

Player Statistics

Career Low Round: 67 - 2020 A Military Tribute at The Greenbrier (Round 1)

Career High FedExCup Rank: #46 : 2020 A Military Tribute at The Greenbrier

Career High Official World Golf Rank: #374 : 2019 Travelers Championship

Career Largest Paycheck: \$19,035 : 2020 A Military Tribute at The Greenbrier (Finished 47)

Career Records

PGA TOUR (Playoff Record: 0 - 0)

Season	Events	Rounds	1st	2nd	3rd	Top 10	Top 25	Cuts Made	Cuts Missed	WD	FedExCup Rank	Earnings
Total:	11	24						1	9	1		\$19,035
2020	10	22						1	8	1	236	\$19,035
2013	1	2							1			

(A) - Amateur

Personal

- Attended the majority of high school in Philadelphia (1998-00) before graduating from Nease High School in Ponte Vedra Beach, Florida, where he led the team to the state title and won the Florida AA state individual title.
- Has three sisters and two brothers. Father, Jim, passed away in 2009. Shortly after, met Anders Forsbrand, a six-time European Tour winner who served as a mentor and swing coach.
- Motto is "You only live once and nothing matters."
- Favorite teams hail from Philadelphia, including the Phillies, Eagles and Flyers.
- Will never forget riding around inside the ropes with the assistant captain at the 2004 Ryder Cup.
- When not playing golf, enjoys snowboarding, fishing and cheering on his favorite Philadelphia sports teams, the Phillies, Eagles and Flyers.
- Has traveled the world competing on professional golf tours including PGA TOUR Latinoamérica, the Mackenzie Tour-PGA TOUR Canada, mini-tours, the European Challenge Tour, Tour de las Americas, and the OneAsia Tour.



Ben Crane

Height: 5'11" (1.8 m)
Weight: 165 (75 kg)
Age: 44 (March 06, 1976)
Birthplace: Portland, Oregon
Residence: Nashville, Tennessee
Family: Wife, Heather; Cassidy Olivia, Brayden McCully, Saylor Mackenzie, Isaiah Crew

Education: University of Oregon (1999, Sociology)
Special Interests: Ping pong, fishing, fitness, family
Turned Professional: 1999
City plays from: Portland, OR, United States

Exempt Status

PGA TOUR Past champion beyond 150 in 2019-20 FedExCup (thru 2020-21)

Career Victories

PGA TOUR Victories (5):

2003 (1) BellSouth Classic. **2005 (1)** U.S. Bank Championship in Milwaukee. **2010 (1)** Farmers Insurance Open. **2011 (1)** The McGladrey Classic. **2014 (1)** FedEx St. Jude Classic.

Korn Ferry Tour Victories (2):

2000 (1) BUYCOM Wichita Open. **2001 (1)** BUYCOM Gila River Classic at Wild Horse Pass Development.

Career Records

PGA TOUR (Playoff Record: 1 - 0)												
Season	Events	Rounds	1st	2nd	3rd	Top 10	Top 25	Cuts Made	Cuts Missed	WD	FedExCup Rank	Earnings
Total:	424	1331	5	5	3	48	112	278	131	16		\$21,626,587
2020	6	17					1	3	2		214	\$71,831
2019	14	43				1	1	7	7		200	\$193,074
2018	21	59				1	3	11	10		148	\$620,646
2017	26	79				1	5	18	7	1	147	\$618,483
2016	27	76				1	6	14	12		117	\$607,892
2015	22	58						9	12	1	185	\$203,254
2014	25	81	1			2	3	17	7	2	60	\$1,534,634
2013	21	58				2	4	11	9	1	125	\$796,947
2012	23	72		1		4	8	16	7	1	66	\$1,701,365
2011	23	73	1			4	9	16	7		96	\$1,679,595
2010	24	82	1		1	5	12	19	4	1	27	\$2,841,500
2009	27	93			1	4	9	20	6	2	61	\$1,667,085
2008	25	86				4	8	19	5		59	\$1,488,505
2007	9	27					4	6	3		190	\$278,252
2006	26	80		1		3	9	20	4	2		\$1,489,093
2005	21	74	1	2	1	6	8	18	2	1		\$2,457,329
2004	27	92				5	7	19	7	1		\$1,036,958
2003	27	92	1			3	8	19	8			\$1,419,070
2002	30	89		1		2	7	16	12	2		\$921,076

(A) - Amateur

Top Tournaments

PGA TOUR										
	THE PLAYERS Championship	Masters Tournament	PGA Championship	U.S. Open	The Open Championship	WGC-HSBC Champions	WGC-Mexico	WGC-Dell Technologies Match Play	WGC-FedEx St. Jude Inv	
2017	T79									
2015	CUT	CUT								
2014	CUT		W/D							W/D
2013	T8									
2012	CUT	T17		CUT			T51	T33		W/D
2011	T45	CUT	T37	CUT	CUT	T46	DNS	T9		
2010	T4	T24	T39	CUT	CUT	T30	T37	T9		T58
2009	T5		T43	CUT	CUT					
2008	T6		CUT	T53						
2007		CUT						T17		
2006	T36	CUT	CUT	62	T11		W/D	T17		16
2005			T40				T37			T58
2004	T66		T9							
2003	CUT		T48		CUT					T42
2002				CUT						

FedExCup Playoffs			
	THE NORTHERN TRUST	Dell Technologies Championship	BMW Championship
2016	CUT		
2014	CUT	T29	T23
2013	W/D		
2012	CUT	CUT	T41
2011	CUT	T61	
2010	T12	CUT	T45
2009	T41	T69	T45
2008	CUT	T10	T33

Personal

- Was age 5 when his grandfather taught him how to play golf. Grew up playing golf at Portland Golf Club, where Ben Hogan won the 1945 Portland Open.
- Originally attended Baylor University but did not play golf. Transferred to the University of Oregon where he played golf for the Ducks.
- Is the mastermind behind the "Golf Boys" video that he starred in along with Rickie Fowler, Hunter Mahan and Bubba Watson.



Joel Dahmen (DAY-men)

Height: 5'11" (1.8 m)
Weight: 176 (80 kg)
Age: 32 (November 11, 1987)
Birthplace: Clarkston, Washington
Residence: Scottsdale, Arizona
Family: Wife, Lona

Education: University of Washington
Turned Professional: 2010
City plays from: Clarkston, WA, United States

Exempt Status

PGA TOUR Top 125 in 2019-20 FedExCup standings (thru 2020-21)

Career Victories

Mackenzie Tour-PGA TOUR Canada Victories (2):

2014 (2) PC Financial Open, The Syncrude Boreal Open Presented by AECON.

Player Statistics

Career Low Round: 63 - 2020 RBC Heritage (Round 3)

Career High FedExCup Rank: #29 : 2019 Wells Fargo Championship

Career High Official World Golf Rank: #59 : 2020 Wyndham Championship

Career Largest Paycheck: \$853,200 : 2019 Wells Fargo Championship (Finished 2)

2019-20 Season Highlights

Qualified for the FedExCup Playoffs for the third consecutive season, advancing to the BMW Championship for the second time and finishing the season No. 38 in the FedExCup standings. Recorded five top-10s, collecting more than three in a season for the first time in his career, and made the cut in 18 of 22 starts.

PGA TOUR

Mayakoba Golf Classic - Shot a final-round 65 to finish T6 at the Mayakoba Golf Classic, marking his best result since the 2019 Wells Fargo Championship (2nd). Made two eagles, tied for most in the field. **The Genesis Invitational** - Tied for fifth in his third start at The Genesis Invitational after missing the cut in each of his first two. Ranked second in the field in Scrambling (77.14%). **Arnold Palmer Invitational presented by Mastercard** - Finished T5 at the Arnold Palmer Invitational presented by Mastercard to earn a spot at The Open Championship via the Open Qualifying Series. **PGA Championship** - Finished T10 at the PGA Championship, his first career top-10 in a major championship.

Career Records

PGA TOUR (Playoff Record: 0 - 0)

Season	Events	Rounds	1st	2nd	3rd	Top 10	Top 25	Cuts Made	Cuts Missed	WD	FedExCup Rank	Earnings
Total:	96	306		2		11	32	66	30	1		\$5,905,627
2020	22	79				5	11	18	4	1	38	\$2,120,973
2019	29	96		1		2	8	21	8		55	\$1,949,958
2018	28	85		1		3	11	19	9		80	\$1,476,838
2017	16	42				1	2	7	9		176	\$344,824
2014	1	4						1				\$13,034

(A) - Amateur

Top Tournaments

PGA TOUR	THE PLAYERS Championship	Masters Tournament	PGA Championship	U.S. Open	The Open Championship	WGC-HSBC Champions	WGC-Mexico	WGC-Dell Technologies Match Play	WGC-FedEx St. Jude Inv
2020	CN1		T10						
2019	T12		T71	CUT	CUT				T20

FedExCup Playoffs

	THE NORTHERN TRUST	Dell Technologies Championship	BMW Championship	TOUR Championship
2020	CUT		T20	
2019	T67		T24	
2018	CUT	CUT		

Personal

- Was diagnosed with testicular cancer in February 2011 but made a full recovery and returned to the Mackenzie Tour-PGA TOUR Canada later that season.
- Order of Merit Leader and Mackenzie Tour-PGA TOUR Canada Player of the Year in 2014.
- Never travels without a few books.
- As a superstition, never marks his ball with a quarter.
- Favorite pro teams are the Seattle Seahawks and Seattle Mariners.
- Dream foursome would include his mom, dad and Dennis Leffler.
- Not many people know he can "cook a good breakfast."
- Personal motto is "Have a lot of fun all the time."
- Mother, Jolyn, was a high school basketball player.
- Lived with PGA TOUR member Nick Taylor for two years after leaving the University of Washington while still remaining in Seattle.



Brian Davis

Height: 5'11" (1.8 m)
Weight: 185 (84 kg)
Age: 46 (August 02, 1974)
Birthplace: London, England
Residence: Orlando, Florida
Family: Wife, Julie; Oliver, Henry, Madeline

Special Interests: All sports, spending time with family
Turned Professional: 1994
City plays from: Windermere, FL, United States

Exempt Status

PGA TOUR Veteran member beyond 150 in 2019-20 FedExCup (thru 2020-21)

Career Victories

Player Statistics

Career Low Round: 63 - 2013 Deutsche Bank Championship (Round 1)

Career High FedExCup Rank: #21 : 2009 Crowne Plaza Invitational at Colonial

Career High Official World Golf Rank: #45 : 2004 The Honda Classic

Career Largest Paycheck: \$702,000 : 2009 HP Byron Nelson Championship (Finished 2)

National Team Selections

World Cup : 2000 **Alfred Dunhill Cup** : 2000 **Seve Trophy** : 2003

Career Records

PGA TOUR (Playoff Record: 0 - 1)												
Season	Events	Rounds	1st	2nd	3rd	Top 10	Top 25	Cuts Made	Cuts Missed	WD	FedExCup Rank	Earnings
Total:	371	1148		5	1	28	71	218	139	14		\$13,374,228
2020	3	4						1	2		249	\$7,665
2019	9	19						1	8		246	\$10,500
2018	12	30						5	7		228	\$60,851
2017	1	2							1			
2016	9	19						1	6	2	230	\$27,880
2015	31	82				2	5	14	14	3	143	\$656,534
2014	28	93					5	19	9		110	\$842,539
2013	28	91				4	4	17	10	1	47	\$1,221,524
2012	29	91				4	8	17	11	1	85	\$1,318,032
2011	30	105				2	10	23	7	1	39	\$1,308,009
2010	32	101		2		2	5	18	13	1	53	\$1,640,516
2009	32	103		1		4	7	19	11	2	58	\$1,874,318
2008	34	108				2	9	22	10	1	56	\$1,151,558
2007	28	101		1		3	5	22	6		76	\$1,289,207
2006	28	90				2	5	18	9	1		\$762,281
2005	23	75			1	2	6	15	7	1		\$854,460
2004	7	12					1	2	5			\$110,250
2003	4	14				1	1	3	1			\$228,611
2000	1	2							1			
1999	1	4						1				\$9,491
1998	1	2							1			

(A) - Amateur

Top Tournaments

PGA TOUR	THE PLAYERS Championship	Masters Tournament	PGA Championship	U.S. Open	The Open Championship	WGC-HSBC Champions	WGC-Mexico	WGC-Dell Technologies Match Play	WGC-FedEx St. Jude Inv
2019				CUT					
2015 CUT									
2014 T11									
2013 T72					CUT				
2012 T25			CUT						
2011 T26			T19		CUT				
2010 CUT			T39		CUT				
2009 T5			CUT						
2008 CUT									
2007 CUT					T53				
2006 T20									
2005			CUT		CUT				
2004 CUT		CUT	T13		CUT			T33	
2003			CUT		T61		T35		
2000					T6				
1999					T68				
1998					CUT				

FedExCup Playoffs			
THE NORTHERN TRUST	Dell Technologies Championship	BMW Championship	TOUR Championship
2014 T74			
2013 CUT	8	T33	
2012 CUT	CUT		
2011 T6	T42	T31	
2010 T60	T22	T54	
2009 CUT	T49	T45	
2008 T38	T50	T38	
2007 T54	T72		

Personal

- Has had bouts with two skin cancers and is affiliated with The Skin Cancer Foundation with the hope he can educate people about the dangers of the sun and what role prevention can have in helping people maintain their health.
- Charity efforts also go toward the Arnold Palmer Hospital in Orlando, Fla., which treated his son Henry, who was born with kidney issues, and his daughter, Madeline, after she suffered two collapsed lungs right after birth.



Cameron Davis

Height: 6'4" (1.93 m)
Weight: 181 (82 kg)
Age: 25 (February 21, 1995)
Birthplace: Sydney, New South Wales, Australia
Residence: Sydney, New South Wales, Australia
Family: Single

Turned Professional: 2016
City plays from: Sydney, Australia

Exempt Status

PGA TOUR Top 125 in 2019-20 FedExCup standings (thru 2020-21)

Career Victories

Korn Ferry Tour Victories (1):

2018 (1) Nashville Golf Open Benefitting the Snedeker Foundation.

Player Statistics

Career Low Round: 64 - 2020 THE NORTHERN TRUST (Round 1)

Career High FedExCup Rank: #17 : 2019 Safeway Open

Career High Official World Golf Rank: #97 : 2019 Safeway Open

Career Largest Paycheck: \$204,750 : 2020 The Honda Classic (Finished 8)

2019-20 Season Highlights

Qualified for the FedExCup Playoffs for the first time in his second season on TOUR, finishing the season No. 84 in the FedExCup standings. Recorded the first two top-10s of his career and made 11 cuts in 20 starts.

PGA TOUR

Sony Open in Hawaii - Held a share of the 36-hole lead at the Sony Open in Hawaii before finishing T9. Marked his first top-10 on the PGA TOUR. Prior to the event, had never been higher than T10 after any round on TOUR. Led the field in Driving Distance (302.0 yards).

National Team Selections

Eisenhower Trophy : 2016

Career Records

PGA TOUR (Playoff Record: 0-0)

Season	Events	Rounds	1st	2nd	3rd	Top 10	Top 25	Cuts Made	Cuts Missed	WD	FedExCup Rank	Earnings
Total:	50	147				2	9	27	23			\$1,489,713
2020	20	58				2	4	11	9		84	\$857,225
2019	25	72					4	13	12		160	\$477,467
2018	4	13						2	2			\$56,555
2017	1	4					1	1				\$98,467

(A) - Amateur

Top Tournaments

PGA TOUR	THE PLAYERS Championship	Masters Tournament	PGA Championship	U.S. Open	The Open Championship	WGC-HSBC Champions	WGC-Mexico	WGC-Dell Technologies Match Play	WGC-FedEx St. Jude Inv
2018					139				

FedExCup Playoffs

THE NORTHERN TRUST	Dell Technologies Championship	BMW Championship	TOUR Championship
2020 129			

Personal

- Played soccer, some tennis and cricket growing up.
- Favorite memory was watching Tiger Woods play for the first time at the Australian Masters in 2009.
- Always uses an Australian 20 cent coin to mark his ball.
- Really enjoys Japanese food.
- Living in Seattle, became a Seahawks fan. Casual fan of the Sydney Swans.



Jason Day

Height: 6'0" (1.83 m)

Weight: 195 (88 kg)

Age: 32 (November 12, 1987)

Birthplace: Beaudesert, Queensland, Australia

Residence: Forest Lake, Queensland, Australia; Columbus, Ohio

Family: Wife, Ellie; Dash James, Lucy, Arrow Joseph

Special Interests: Sports

Turned Professional: 2006

City plays from: Brisbane, Australia

Exempt Status

PGA TOUR Winner, PGA Championship (thru 2023-24)

Career Victories

PGA TOUR Victories (12):

2010 (1) HP Byron Nelson Championship. **2014 (1)** World Golf Championships-Accenture Match Play Championship. **2015 (5)** Farmers Insurance Open, RBC Canadian Open, PGA Championship, The Barclays, BMW Championship. **2016 (3)** Arnold Palmer Invitational presented by MasterCard, World Golf Championships-Dell Match Play, THE PLAYERS Championship. **2018 (2)** Farmers Insurance Open, Wells Fargo Championship.

Korn Ferry Tour Victories (1):

2007 (1) Legend Financial Group Classic Presented by Cynergies Solutions.

2019-20 Season Highlights

Advanced to the FedExCup Playoffs for the 13th consecutive season and to the BMW Championship for the 11th time, ending his season at No. 57 in the FedExCup standings. Marked his lowest position in the standings since the 2012 season. Failed to qualify for the TOUR Championship for the second consecutive after six straight starts at East Lake from 2013 to 2018. Recorded five top-10s, including four in a row capped off by a T4 at the PGA Championship. Made 10 cuts in 17 starts.

PGA TOUR

MGM Resorts The Challenge: Japan Skins - Won the MGM Resorts The Challenge: Japan Skins over Hideki Matsuyama, Rory McIlroy and Tiger Woods with eight skins (\$210,000). Got up-and-down for birdie at the par-5 18th to win the \$100,000 skin and clinch the victory. Collected three skins with a birdie on the par-3 third and four on the par-4 17th with a par. **AT&T Pebble Beach Pro-Am** - With a solo-fourth at the AT&T Pebble Beach Pro-Am, posted his fourth straight top-five at the event and his first on TOUR since the 2019 Masters Tournament (5th). **PGA Championship** - Finished T4 at the PGA Championship, his fourth consecutive top-10 on the PGA TOUR. Held a share of the first-round lead with Brendon Todd, falling to 4-for-9 converting the 18-hole lead/co-lead to victory on TOUR. Marked his first 18-hole lead/co-lead in a major championship. Opened with a 5-under 65, his first career score of 65 or better in the first round of a major.

National Team Selections

World Cup : 2013 **Presidents Cup** : 2011, 2013, 2015, 2017

Career Records

PGA TOUR (Playoff Record: 2-1)

Season	Events	Rounds	1st	2nd	3rd	Top 10	Top 25	Cuts Made	Cuts Missed	WD	FedExCup Rank	Earnings
Total:	269	892	12	10	5	78	143	212	52	10		\$47,713,392
2020	17	53				5	7	10	6	1	57	\$1,943,898
2019	21	64				6	11	15	5	1	54	\$2,637,480
2018	20	68	2	1		5	15	18	2		16	\$5,087,461
2017	20	66		1		5	12	16	4	1	18	\$2,978,181
2016	20	69	3	1	1	10	16	19	1	2	6	\$8,045,112
2015	20	72	5		1	11	15	18	2		3	\$9,403,330
2014	15	48	1	2		6	9	14	1	2	10	\$3,789,574
2013	21	80		1	2	7	12	21			17	\$3,625,030
2012	17	55				4	8	13	3	1	87	\$1,143,233
2011	21	73		2	1	10	12	18	3		12	\$3,962,647
2010	24	82	1	1		5	11	18	5	1	8	\$2,904,327
2009	18	61		1		2	7	14	3	1	48	\$1,251,219
2008	28	81				2	6	13	15		83	\$767,393
2006	7	20					2	5	2			\$174,508

(A) - Amateur

Top Tournaments

PGA TOUR	THE PLAYERS Championship	Masters Tournament	PGA Championship	U.S. Open	The Open Championship	WGC-HSBC Champions	WGC-Mexico	WGC-Dell Technologies Match Play	WGC-FedEx St. Jude Inv
2020 CNL			T4						T6
2019 T8		T5	T23	T21	CUT	T11		T61	T40
2018 T5		T20	T19	CUT	T17	T11		T36	T10
2017 T60		T22	T9	CUT	T27		DNS	58	T24
2016 1		T10	2	T8	T22		T23	1	T3
2015 CUT		T28	1	T9	T4		T31	T52	T12
2014		T20	T15	T4	T58		DNS	1	W/D
2013 T19		3	T8	T2	T32		T33	3	T53
2012 CUT		W/D	CUT	T59			T20	T17	T29
2011 T6		T2	CUT	2	T30		T45	T9	T4
2010 CUT			T10		T60				T22

FedExCup Playoffs

THE NORTHERN TRUST	Dell Technologies Championship	BMW Championship	TOUR Championship
2020 CUT		T64	
2019 CUT		T52	
2018 T20	CUT	T24	T18
2017 T6	T25	4	T17
2016 T4	T15	W/D	W/D
2015 1	T12	1	T10
2014 T2	T7	W/D	T4
2013 T25	T13	T4	T14
2012 T24	T51		
2011 T13	T3	T49	T6
2010 T5	T2	T54	T17
2009 T12	T19	T59	
2008 T31	T50		

Personal

- Got his start in golf from his dad, who died when Jason was 12.
- Was encouraged to attend a golf academy in Australia by his coach and former caddie, Col Swatton, where he borrowed a Tiger Woods book from his roommate and gained inspiration from reading it.
- In February 2016, his hometown of Beaudesert, Australia named a street in his honor following his outstanding 2015 season.
- In 2015, was honored with the Don Award by Sport Australia Hall of Fame and was the inaugural recipient of the Greg Norman Medal.
- With his wife, Ellie, launched the Brighter Days Foundation in 2015. It's mission is working to end child hunger in Ohio, give hope to those who may be feeling hopeless and support child-serving organizations.



Bryson DeChambeau^(de-SHAM-bo)

Height: 6'1" (1.85 m)
Weight: 235 (kg)
Age: 27 (September 16, 1993)
Birthplace: Modesto, California
Residence: Dallas, Texas
Family: Single

Education: Southern Methodist University
Special Interests: Physics, family, faith, cars, fishing
Turned Professional: 2016
City plays from: Clovis, CA, United States

Exempt Status

PGA TOUR Winner, the Memorial Tournament (thru 2025-26)

Career Victories

PGA TOUR Victories (6):

2017 (1) John Deere Classic. **2018 (3)** the Memorial Tournament presented by Nationwide, THE NORTHERN TRUST, Dell Technologies Championship. **2019 (1)** Shriners Hospitals for Children Open. **2020 (1)** Rocket Mortgage Classic.

Korn Ferry Tour Victories (1):

2016 (1) DAP Championship.

2019-20 Season Highlights

Won on the PGA TOUR for the fourth consecutive season, winning the Rocket Mortgage Classic for his sixth career PGA TOUR title. Advanced to the TOUR Championship for the third straight season, finishing the season No. 22 in the FedExCup standings. Was recognized through the Wyndham Rewards Top 10, holding the No. 4 position in the FedExCup standings entering the Playoffs. Recorded nine top-10s on the season, including four straight to start the PGA TOUR's Return to Golf, and made 14 cuts in 17 starts. Led the TOUR in Driving Distance (322.1), becoming the first player with a Driving Distance average of over 322.0 yards, and Strokes Gained: Off-the-Tee (1.039). Represented the United States at the 2019 Presidents Cup, his second consecutive year representing the U.S. in an international team competition.

PGA TOUR

Safeway Open - Held second-round lead at the Safeway Open before finishing T13. Fell to 0-for-6 in his career converting the 36-hole lead/co-lead to victory. **Shriners Hospitals for Children Open** - Finished T4 in his title defense at the Shriners Hospitals for Children Open. Closed with a 63, his first career sub-65 final-round score. Played the par-3s in 6-under, tied with Xinjun Zhang for best in the field. **The Genesis Invitational** - Tied four others for fifth at The Genesis Invitational. Co-led the field in Par-3 Scoring Average (2.69). **World Golf Championships-Mexico Championship** - Finished solo-second at the World Golf Championships-Mexico Championship, marking his first top-10 in a WGC. Earned his best result since winning the 2018 Shriners Hospitals for Children Open. Held a one-stroke second-round lead, his seventh career 36-hole lead/co-lead (fell to 0-for-7). **Arnold Palmer Invitational presented by Mastercard** - Recorded a solo-fourth at the Arnold Palmer Invitational presented by Mastercard, his second career top-five at the event. Led the field in Driving Distance (317.5 yards). **Charles Schwab Challenge** - Finished T3 at the Charles Schwab Challenge, his fourth consecutive top-five on TOUR. Led the field in Driving Distance (323.8 yards), Strokes Gained: Off-the-Tee (1.830 per round) and Strokes Gained: Tee-to-Green (2.649 per round). **Travelers Championship** - Finished T6 at the Travelers Championship to become the only player to finish in the top 10 at each of the first three events since the season resumed. **Rocket Mortgage Classic** - Earned his sixth career PGA TOUR title at the Rocket Mortgage Classic, defeating Matthew Wolff by three strokes. Became the first winner in the ShotLink era (since 2003) to lead the field in Strokes Gained: Off-the-Tee and Strokes Gained: Putting. Also led the field in Driving Distance (350.6 yards) and Par-4 Scoring Average (3.68). Extended his streak of consecutive seasons with a win to start his career to four. Marked his seventh consecutive top-10 on TOUR. **PGA Championship** - Finished T4 at the PGA Championship, his first top-10 in a major championship. Led the field in Birdies (23) and Par-4 Scoring Average (3.83).

National Team Selections

Presidents Cup : 2019 **Ryder Cup** : 2018 **Arnold Palmer Cup** : 2014 **Eisenhower Trophy** : 2014 **Walker Cup** : 2015

Career Records

PGA TOUR (Playoff Record: 1 - 0)												
Season	Events	Rounds	1st	2nd	3rd	Top 10	Top 25	Cuts Made	Cuts Missed	WD	FedExCup Rank	Earnings
Total:	110	362	6	4	2	26	42	75	32	3		\$18,572,891
2020	17	62	1	1	1	9	11	14	3		22	\$4,998,495
2019	21	72	1	1		5	10	17	4		12	\$3,186,232
2018	26	93	3	1	1	9	14	22	2	2	3	\$8,094,489
2017	31	89	1	1		2	4	14	16	1	49	\$1,817,054
2016	10	30				1	2	5	5			\$476,621
2016	2 (A)	8					1	2				
2015	3 (A)	8						1	2			

(A) - Amateur

Top Tournaments

PGA TOUR									
THE PLAYERS Championship	Masters Tournament	PGA Championship	U.S. Open	The Open Championship	WGC-HSBC Champions	WGC-Mexico	WGC-Dell Technologies Match Play	WGC-FedEx St. Jude Inv	
2020 CNL		T4				2			T30
2019 T20	T29	CUT	T35	CUT		T56	T40		T48
2018 T37	T38	CUT	T25	T51					30
2017		T33	CUT	CUT					T60
2016	T21		T15						
2015			CUT						

FedExCup Playoffs			
THE NORTHERN TRUST	Dell Technologies Championship	BMW Championship	TOUR Championship
2020 CUT		50	22
2019 T24		T48	T12
2018 1	1	T19	19
2017 CUT	T30	T33	

Personal

- The physics major has been nicknamed by many, the Mad Scientist. Credits Homer Kelly's book, The Golfing Machine, for many of his swing principles and philosophies. Utilizes an unconventional approach of all of his irons being the same length, 37 1/2 inches, which is the average length of a 7-iron shaft (his favorite club). Has names for all of his clubs, for example his 60-degree wedge is named "The King" after 1960 Masters champion Arnold Palmer and his 6-iron is named "Juniper" after the sixth hole at Augusta National.
- Wears a Ben Hogan-style cap during tournament rounds on the PGA TOUR.



Graham DeLaet^(duh-LET)

Height: 5'11" (1.8 m)
Weight: 175 (79 kg)
Age: 38 (January 22, 1982)
Birthplace: Weyburn, Saskatchewan, Canada
Residence: Eagle, Idaho
Family: Wife, Ruby; Roscoe, Lyla

Education: Boise State University (2006, Physical Education)
Special Interests: Hockey, college football
Turned Professional: 2006
City plays from: Weyburn, SK, Canada

Exempt Status

PGA TOUR Major Medical Extension

Career Victories

Mackenzie Tour-PGA TOUR Canada Victories (3):

2008 (1) Desjardins Montreal Open. **2009 (2)** ATB Financial Classic, The Players Cup.

Player Statistics

Career Low Round: 62 - 2016 Sony Open in Hawaii (Round 2)

Career High FedExCup Rank: #5 : 2018 Safeway Open

Career High Official World Golf Rank: #26 : 2014 Waste Management Phoenix Open

Career Largest Paycheck: \$545,600 : 2014 Waste Management Phoenix Open (Finished 2)

National Team Selections

Presidents Cup : 2013 **World Cup** : 2008, 2009 **Olympic Games** : 2016

Career Records

PGA TOUR (Playoff Record: 0-0)

Season	Events	Rounds	1st	2nd	3rd	Top 10	Top 25	Cuts Made	Cuts Missed	WD	FedExCup Rank	Earnings
Total:	181	582	3	3		33	56	124	55	7		\$11,265,285
2020	5	14				1	1	2	3		237	\$31,359
2018	3	10						3		1	187	\$251,630
2017	25	76				6	10	17	7	2	76	\$1,603,666
2016	21	66				3	5	14	7		120	\$908,557
2015	22	65				3	4	15	6	3	112	\$988,349
2014	24	79		2		7	11	18	6	1	37	\$2,616,518
2013	26	94		1	2	7	12	21	5		8	\$2,834,900
2012	23	79				3	5	17	6		53	\$1,051,951
2011	2	5						1	1		262	\$10,472
2010	28	88			1	3	8	15	13		124	\$954,011
2009	1	4						1				\$13,872
2007	1	2							1			

(A) - Amateur

Top Tournaments

PGA TOUR	THE PLAYERS Championship	Masters Tournament	PGA Championship	U.S. Open	The Open Championship	WGC-HSBC Champions	WGC-Mexico	WGC-Dell Technologies Match Play	WGC-FedEx St. Jude Inv
2017 CUT			T7						
2016 CUT									
2015 T56					T68	W/D			
2014 CUT	CUT		T15	CUT	CUT	T6	T34	T33	W/D
2013 T26			CUT		83				
2012 T70									

FedExCup Playoffs

THE NORTHERN TRUST	Dell Technologies Championship	BMW Championship	TOUR Championship
2017 W/D	T75		
2016 T78			
2015 CUT			
2014 CUT	T50	11	
2013 T2	3	T28	28
2012 T5	CUT	T37	
2010 CUT			

Personal

- Attended Weyburn Comprehensive School. Also played hockey and volleyball in high school.
- Has his pilot's license.
- Inducted into the Boise State Broncos' Hall of Fame in 2018.
- The Graham and Ruby DeLaet Foundation, that helps children and junior golfers in his home province of Saskatchewan, has raised more than \$1.5 million since it's inception.



Luke Donald

Height: 5'9" (1.75 m)

Weight: 165 (75 kg)

Age: 42 (December 07, 1977)

Birthplace: Hemel Hempstead, England

Residence: Jupiter, Florida

Family: Wife, Diane; Elle Georgina, Sophia Ann, Georgina Campbell

Education: Northwestern University (2001, Art Theory and Practice)

Special Interests: Art, music, wine making

Turned Professional: 2001

City plays from: Jupiter, FL, United States

Exempt Status

PGA TOUR Top 25 in career earnings (thru 2020-21)

Career Victories

PGA TOUR Victories (5):

2002 (1) Southern Farm Bureau Classic. **2006 (1)** The Honda Classic. **2011 (2)** World Golf Championships-Accenture Match Play Championship, Children's Miracle Network Hospitals Classic. **2012 (1)** Transitions Championship.

Player Statistics

Career Low Round: 62 - 2006 AT&T Pebble Beach National Pro-Am (Round 1)

Career High FedExCup Rank: #1 : 2011 U.S. Open

Career High Official World Golf Rank: #1 : 2012 Reno-Tahoe Open

Career Largest Paycheck: \$1,400,000 : 2011 World Golf Championships-Accenture Match Play Championship (Finished 1)

National Team Selections

Ryder Cup : 2004, 2006, 2010, 2012 **World Cup** : 2004, 2005, 2006 **Walker Cup** : 1999, 2001 **Palmer Cup** : 1998, 1999

Career Records

PGA TOUR (Playoff Record: 1 - 2)												
Season	Events	Rounds	1st	2nd	3rd	Top 10	Top 25	Cuts Made	Cuts Missed	WD	FedExCup Rank	Earnings
Total:	361	1199	5	16	11	79	150	264	96	2		\$36,463,023
2020	11	34						6	5		191	\$232,875
2019	12	34				1	1	6	6		191	\$285,630
2018	9	25						3	6		214	\$81,989
2017	18	48		1		1	3	7	11		105	\$958,850
2016	23	81		2		2	4	17	6		58	\$1,634,515
2015	20	71				2	5	15	5		80	\$1,026,643
2014	17	56		1		3	5	13	4		89	\$1,451,440
2013	17	58			1	5	11	14	3		28	\$1,930,646
2012	17	62	1		2	8	9	16	1		9	\$3,512,024
2011	19	67	2	2	2	14	16	17	2		3	\$6,683,214
2010	20	68		3	2	7	10	16	4		3	\$3,665,234
2009	21	76		1		6	13	19	2		30	\$2,174,947
2008	11	33			1	3	6	8	3	1	105	\$1,456,650
2007	20	67		2		5	8	15	5		31	\$2,190,053
2006	18	63	1		1	10	14	16	1	1		\$3,177,408
2005	18	60		2	1	5	12	17	1			\$2,480,562
2004	21	72		1	1	4	12	15	6			\$1,646,268
2003	27	88				2	8	17	10			\$705,121
2002	30	104	1			1	11	23	7			\$1,088,205
2001	7	20					1	3	4			\$80,747
2000	3 (A)	8						1	2			
1999	2 (A)	4							2			

(A) - Amateur

Top Tournaments

PGA TOUR									
THE PLAYERS Championship	Masters Tournament	PGA Championship	U.S. Open	The Open Championship	WGC-HSBC Champions	WGC-Mexico	WGC-Dell Technologies Match Play	WGC-FedEx St. Jude Inv	
2019			T72						
2017	CUT	CUT							
2016	CUT	CUT	CUT	T43	T40				
2015	CUT	T43	T58	T12	T41	T49			
2014	T38	CUT	T40	CUT	T64	T25	T33	T50	
2013	T19	T25	CUT	T8	CUT	T43	T17	T9	
2012	6	T32	T32	CUT	T5	T18	T6	T33	T8
2011	T4	T4	T8	T45	CUT		T6	1	T2
2010	T26	CUT	CUT	T47	T11	T3	T26	T9	T46
2009	T37	T38	T43	CUT	T5		T20	T9	T45
2008	T27	CUT		W/D			T20	T17	DNS
2007	T16	T10	T32	CUT	T63		T26	T17	T22
2006	CUT	T42	T3	T12	T35		T6	T9	T8
2005	T2	T3	T66	T57	T52		T11	T9	T6
2004	CUT		T24		CUT		T11		T16
2003	CUT		T23		CUT				
2002				T18	CUT				
2000					CUT				
1999					CUT				

FedExCup Playoffs

THE NORTHERN TRUST	Dell Technologies Championship	BMW Championship	TOUR Championship
2017	T49		
2016	T53	T39	
2015	T24		
2014	CUT		
2013	T41	T4	T18
2012	T10	T26	T3
2011	T18	T3	T3
2010	T15	T2	2
2009	T31	T54	T10
2007	CUT	T60	T30

Personal

- Earned degree in art theory and practice at Northwestern University. Became interested in painting by age 10 while attending a private Steiner school in England.
- Luke Donald Collection wines debuted in 2008 to strong reviews. He is very involved with the process, including sourcing the grapes, helping blend the juice and designing the label.
- Was awarded the Most Excellent Order of the British Empire in 2012 for services to golf.



Jason Dufner

Height: 5'10" (1.78 m)
Weight: 180 (82 kg)
Age: 43 (March 24, 1977)
Birthplace: Cleveland, Ohio
Residence: Auburn, Alabama
Family: Single

Education: Auburn University (2000, Economics)
Special Interests: Football, baseball
Turned Professional: 2000
City plays from: Auburn, AL, United States

Exempt Status

PGA TOUR Winner, the Memorial Tournament (thru 2020-21)

Career Victories

PGA TOUR Victories (5):

2012 (2) Zurich Classic of New Orleans, HP Byron Nelson Championship. **2013 (1)** PGA Championship. **2016 (1)** CareerBuilder Challenge in partnership with the Clinton Foundation. **2017 (1)** the Memorial Tournament presented by Nationwide.

Korn Ferry Tour Victories (2):

2001 (1) BUY.COM Wichita Open. **2006 (1)** LaSalle Bank Open.

National Team Selections

Presidents Cup : 2013 **Ryder Cup** : 2012

Career Records

PGA TOUR (Playoff Record: 2 - 3)												
Season	Events	Rounds	1st	2nd	3rd	Top 10	Top 25	Cuts Made	Cuts Missed	WD	FedExCup Rank	Earnings
Total:	353	1159	5	6	2	47	104	245	106	1		\$27,158,790
2020	19	62						12	7		164	\$306,781
2019	25	72				2	4	13	12		136	\$926,365
2018	22	64		1		2	7	14	8		100	\$1,497,655
2017	24	82	1			2	14	21	3		30	\$3,310,341
2016	28	102	1			6	12	25	3		19	\$2,879,884
2015	21	73				2	6	17	4		88	\$1,007,997
2014	17	54		1		4	6	13	3	1	90	\$1,651,491
2013	22	77	1			5	9	19	3		19	\$3,132,268
2012	22	82	2	1		8	14	21	1		14	\$4,869,304
2011	23	78		2	1	6	8	15	8		25	\$3,057,860
2010	25	87				2	7	18	7		65	\$1,121,695
2009	26	90		1	1	6	8	19	7		11	\$2,190,792
2008	16	49					2	8	8		172	\$284,138
2007	32	100				1	5	18	14		127	\$574,992
2006	2	6						1	1			\$29,459
2004	28	79				1	2	11	16			\$317,770
2001	1	2							1			

(A) - Amateur

Top Tournaments

PGA TOUR									
THE PLAYERS Championship	Masters Tournament	PGA Championship	U.S. Open	The Open Championship	WGC-HSBC Champions	WGC-Mexico	WGC-Dell Technologies Match Play	WGC-FedEx St. Jude Inv	
2020 CNL		CUT							
2019 T74		CUT	T35						
2018 T5		CUT	T25	T51		T55	T17		
2017 T60	T33	T58	CUT	T14		T23	T51		T50
2016 T49	CUT	T60	T8	T22		T11	T38		51
2015 CUT	T49	T68	T18	T58	T10	T49	T34		
2014 T48	CUT	W/D	CUT	T51	T34	T9			T66
2013 T62	T20	1	T4	T26		T12	T33		T4
2012 T68	T24	T27	T4	T31	T2	T29	T33		7
2011 T6		2(P)	CUT	CUT					
2010 CUT	T30	T5	T33	CUT		T18			
2009 T32		CUT			T40				
2007			62						
2006			T40						
2001			CUT						

FedExCup Playoffs			
THE NORTHERN TRUST	Dell Technologies Championship	BMW Championship	TOUR Championship
2018 CUT	CUT		
2017 T20	T69	T58	T20
2016 T22	T33	60	T8
2015 T30	T60		
2013 T37	T9	T54	T9
2012	T18	T28	T20
2011 CUT	T31	T6	T13
2010 CUT	T18	T45	
2009 CUT	T2	T30	T19
2007 T25			

Player Statistics

Career Low Round: 63 - 2019 Wells Fargo Championship (Round 2)

Career High FedExCup Rank: #1 : 2012 U.S. Open

Career High Official World Golf Rank: #7 : 2012 World Golf Championships-HSBC Champions

Career Largest Paycheck: \$1,566,000 : 2017 the Memorial Tournament presented by Nationwide (Finished 1)

Personal

- Born in Cleveland, Ohio and family moved to Ft. Lauderdale, Fla. when he was 14.
- Did not start playing golf until age 15.
- Walked on at Auburn University where he won three times.
- Lists Ben Hogan as his hero.
- Since 2011, the Jason Dufner Foundation has focused on ending childhood hunger in Lee County, Alabama, through partnerships with local, regional, and national organizations. Currently the foundation provides food for more than 1,400 children on the weekends throughout the school year. The foundation also helps with summer feeding assistance in the county as well as partnering with other organizations who share its mission of ending childhood hunger in Lee County.
- Delivered the pre-game locker room speech prior to Auburn University's 45-41 road victory over nationally-ranked Texas A&M in 2013.



Tyler Duncan

Height: 5'8" (1.73 m)
Weight: 150 (68 kg)
Age: 31 (July 13, 1989)
Birthplace: Columbus, Indiana
Residence: Ponte Vedra Beach, Florida
Family: Wife, Maria

Education: Purdue University (2012, Business Management)
Special Interests: Family, fitness, Netflix, boating and friends
Turned Professional: 2012
City plays from: Columbus, IN, United States

Exempt Status

PGA TOUR Tournament winner (thru 2022-23)

Career Victories

PGA TOUR Victories (1):

2020 (1) The RSM Classic.

Player Statistics

Career Low Round: 61 - 2020 The RSM Classic (Round 2)

Career High FedExCup Rank: #5 : 2018 Safeway Open

Career High Official World Golf Rank: #150 : 2020 TOUR Championship

Career Largest Paycheck: \$1,188,000 : 2020 The RSM Classic (Finished 1)

2019-20 Season Highlights

Won his first PGA TOUR title in a playoff at The RSM Classic and qualified for the FedExCup Playoffs, advancing to the BMW Championship for the first time and finishing the season No. 40 in the FedExCup standings. Marked his second appearance in the Playoffs and first since the 2017-18 season. Recorded four total top-25s and made 16 cuts in 25 starts.

PGA TOUR

The RSM Classic - Defeated Webb Simpson in a playoff at The RSM Classic to earn his first career PGA TOUR title. Birdied three of the final four holes to reach the playoff and won with a birdie-3 on the second extra hole (No. 18). Shot a second-round 61, marking his first career sub-63 score on TOUR. Led by two after the second round, the second 36-hole lead/co-lead of his career (improved to 1-for-2). Led the field in Scrambling (91.67%) and Par-3 Scoring Average (2.56).

Career Records

PGA TOUR (Playoff Record: 1-0)

Season	Events	Rounds	1st	2nd	3rd	Top 10	Top 25	Cuts Made	Cuts Missed	WD	FedExCup Rank	Earnings
Total:	86	261	1			4	12	50	36			\$3,340,377
2020	25	83	1			1	4	16	9		40	\$1,799,855
2019	29	83				1	2	17	12		163	\$596,502
2018	31	93				2	6	17	14		113	\$944,021
2015	1	2							1			

(A) - Amateur

Top Tournaments

PGA TOUR	THE PLAYERS Championship	Masters Tournament	PGA Championship	U.S. Open	The Open Championship	WGC-HSBC Champions	WGC-Mexico	WGC-Dell Technologies Match Play	WGC-FedEx St. Jude Inv
2020	CNLT		CUT						T49
2019	T74								
2018				T56					
2015				CUT					

FedExCup Playoffs

	THE NORTHERN TRUST	Dell Technologies Championship	BMW Championship	TOUR Championship
2020	T29		T48	
2018	CUT			

Personal

- Attended Columbus North High School.
- Earliest golf memory was riding in a cart with grandparents with a 3-wood, 8-iron and putter.
- Favorite sports teams are the Indianapolis Colts, Tampa Bay Lightning and all Purdue Athletics.
- Would like to trade places with Tiger Woods to know what it feels like to be the best in the world. Met Woods at Isleworth G&CC.
- Uncle and swing coach, Andrew Johnson, won on the Korn Ferry Tour in 2005.



Ernie Els (Els)

Height: 6'3" (1.91 m)
Weight: 210 (95 kg)
Age: 50 (October 17, 1969)
Birthplace: Johannesburg, South Africa
Residence: West Palm Beach, Florida
Family: Wife, Liezl; Samantha, Ben

Special Interests: Movies, reading, sports
Turned Professional: 1989
City plays from: South Africa

Exempt Status

PGA TOUR Past champion beyond 150 in 2019-20 FedExCup (thru 2020-21)

Career Victories

PGA TOUR Victories (19):

1994 (1) U.S. Open Championship. **1995 (1)** GTE Byron Nelson Golf Classic. **1996 (1)** Buick Classic. **1997 (2)** U.S. Open Championship, Buick Classic. **1998 (1)** Bay Hill Invitational. **1999 (1)** Nissan Open. **2000 (1)** The International Presented by Qwest. **2002 (2)** Genuity Championship, The Open Championship. **2003 (2)** Mercedes Championships, Sony Open in Hawaii. **2004 (3)** Sony Open in Hawaii, the Memorial Tournament, World Golf Championships-American Express Championship. **2008 (1)** The Honda Classic. **2010 (2)** World Golf Championships-CA Championship, Arnold Palmer Invitational presented by MasterCard. **2012 (1)** The Open Championship.

PGA TOUR Champions Victories (1):

2020 (1) Hoag Classic.

2019-20 Season Highlights

PGA TOUR Champions

Hoag Classic - In just his third start on PGA TOUR Champions, carded rounds of 66-64-67 to record his first victory at the Hoag Classic. It was his first win since the 2013 BMW International Open and first in a PGA TOUR-sanctioned event since The Open Championship in 2012. **Charles Schwab Series at Bass Pro Shops Big Cedar Lodge** - Finished T7 at the Charles Schwab Series at Bass Pro Shops Big Cedar Lodge, highlighted by a final-round hole-in-one on the 158-yard 11th. It was his second ace in six starts on PGA TOUR Champions, and he is the first player to record two aces in one Champions Tour season since Stephen Ames did so in 2017. **Charles Schwab Series at Ozarks National** - Tallied his third straight top-10 with a T7 finish at the Charles Schwab Series at Ozarks National.

National Team Selections

Presidents Cup : 1996, 1998, 2000, 2003, 2007, 2009, 2011, 2013 **World Cup** : 1992, 1993, 1996, 1997, 2001 **Dunhill Cup** : 1992, 1993, 1994, 1995, 1996, 1997, 1998, 1999, 2000

Career Records

PGA TOUR (Playoff Record: 4 - 4)

Season	Events	Rounds	1st	2nd	3rd	Top 10	Top 25	Cuts Made	Cuts Missed	WD	FedExCup Rank	Earnings
Total:	480	1571	19	17	18	126	217	372	102	7		\$49,339,400
2020	2	6						1	1		234	\$18,673
2019	18	49					1	9	7	2	182	\$304,590
2018	15	40						5	9	1	209	\$102,868
2017	20	52						7	11	2	213	\$155,926
2016	21	66				1	2	12	9		163	\$559,024
2015	18	57						3	10		173	\$453,579
2014	24	79				3	7	18	6		41	\$1,799,569
2013	19	62				1	7	14	5		68	\$1,173,761
2012	22	78	1	1		5	9	19	3		26	\$3,453,118
2011	21	69				1	6	16	5		67	\$948,872
2010	20	70	2		2	7	13	17	3		9	\$4,558,861
2009	19	66		1		7	10	16	3		16	\$2,147,157
2008	16	50	1		1	5	7	11	5		13	\$2,537,290
2007	16	58		1	2	5	10	15	1		19	\$2,705,715
2006	18	64			1	8	11	18				\$2,326,220
2005	11	44		1	1	5	8	11				\$1,627,184
2004	16	58	3	2	1	10	12	15	1			\$5,787,225
2003	17	60	2			7	14	17				\$3,371,237
2002	18	62	2			7	14	17	1			\$3,291,895
2001	19	60		1	5	9	11	15	4			\$2,336,456
2000	20	68	1	5	2	10	15	20		1		\$3,469,405
1999	18	60	1	1	1	7	10	16	2			\$1,710,756
1998	15	48	1			4	8	12	2	1		\$763,783
1997	19	62	2	1		7	11	15	4			\$1,243,008
1996	18	65	1	1		6	11	17	1			\$906,944
1995	18	60	1	1	2	6	10	14	4			\$842,590
1994	11	38	1	1		4	6	10	1			\$684,440
1993	6	12				1	1	2	4			\$38,185
1992	3	6						2	1			\$18,420
1991	1							1				\$2,647
1990	1	2							1			

(A) - Amateur

Player Statistics

Career Low Round: 61 - 1995 GTE Byron Nelson Golf Classic (Round 2)

Career High FedExCup Rank: #1 : 2010 PGA Championship

Career High Official World Golf Rank: #1 : 1998 Kemper Open

Career Largest Paycheck: \$1,405,890 : 2012 The Open Championship (Finished 1)

Top Tournaments

PGA TOUR									
THE PLAYERS Championship	Masters Tournament	PGA Championship	U.S. Open	The Open Championship	WGC-HSBC Champions	WGC-Mexico	WGC-Dell Technologies Match Play	WGC-FedEx St. Jude Inv	
2019			CUT	T32					
2018			CUT	CUT					
2017	CUT	53	CUT	T55	61				
2016	T64	CUT	T66	CUT	CUT				
2015	T66	T22	T25	T54	T65	T46			
2014	T72	CUT	T7	T35	CUT	T11	T52	4	T26
2013	CUT	T13	CUT	T4	T26		T28	T33	T48
2012	CUT		T48	9	1	T2		T17	T45
2011	CUT	T47	CUT	CUT	CUT	T33	T15	T17	T37
2010	CUT	T18	T18	3	CUT	T6	1	T17	T22
2009	T45	CUT	T6	CUT	T8	2	T20	T5	T29
2008	T6	CUT	T31	T14	T7		T75	T33	T27
2007	T37	CUT	3	T51	T4		T11	T33	T22
2006	T8	T27	T16	T26	3		5	T33	T31
2005	T17	47		T15	T34		DNS		DNS
2004	T26	2	T4	T9	2 (P)		1		T65
2003		T6	T5	T5	T18		T12	T33	T17
2002	T44	T5	T34	T24	1 (P)		T23	T17	T15
2001	CUT	T6	T13	T66	T3			4	T8
2000	T20	2	T34	T2	T2		W/D	T17	T12
1999	T17	T27	CUT	CUT	T24		T40	T33	5
1998	T11	T16	T21	T49	T29				
1997	T10	T17	T53	1	T10				
1996	T8	T12	T61	T5	T2				
1995	T68	CUT	T3	CUT	T11				
1994	T45	T8	T25	1 (P)	T24				
1993	CUT		CUT	T7	T6				
1992			CUT		T5				
1989				CUT					

FedExCup Playoffs

THE NORTHERN TRUST	Dell Technologies Championship	BMW Championship	TOUR Championship
2014	T5	T50	T16
2013	CUT	T20	T51
2012	T54	T26	T28
2011	T32	T16	T42
2010	T71	T30	T13
2009	T2	CUT	T38
2008	CUT	T3	T17
2007	T4		T18

Personal

- Started playing golf at age 9.
- An accomplished junior tennis player, he won the Eastern Transvall Junior Championships at age 13. Turned full attention to golf at age 14 after also playing cricket, soccer and rugby.
- Heavily involved in junior golf of South Africa and Cancer Society of South Africa.
- Hosts Ernie Els Invitational in South Africa to raise money for charity. Ernie Els Foundation formed in early 1999, with the purpose of providing full support to disadvantaged children. Proceeds from the Ernie Els Invitational go to four charities and the Foundation.
- Established the Els for Autism Foundation in spring 2009, with son, Ben, who is autistic, the driving force behind the mission. Opened the first components of The Els Center of Excellence on August 17, 2015. The Center, based in Jupiter, Fla., serves local, national and international autism communities and aims to be a game-changing resource in the field.
- Was named the 2015 Payne Stewart Award recipient.
- In December 1998, received lifetime membership on European Tour. Other non-Europeans so honored are Bob Charles, Arnold Palmer and Gary Player.
- In 2002, the 2000 Engelbrecht-Els wine was released and received the highest rating yet given to a South African wine.
- Third Ernie Els design signature golf course near George in South Africa opened in 2004.



Harris English

Height: 6'3" (1.91 m)
Weight: 185 (84 kg)
Age: 31 (July 23, 1989)
Birthplace: Valdosta, Georgia
Residence: Sea Island, Georgia
Family: Wife, Helen Marie

Education: University of Georgia (2011, Consumer Economics)
Special Interests: Hunting, fishing, college football
Turned Professional: 2011
City plays from: Sea Island, GA, United States

Exempt Status

PGA TOUR Top 125 in 2019-20 FedExCup standings (thru 2020-21)

Career Victories

PGA TOUR Victories (2):

2013 (1) FedEx St. Jude Classic. **2014 (1)** OHL Classic at Mayakoba.

Korn Ferry Tour Victories (1):

2011 (1) Nationwide Children's Hospital Invitational.

2019-20 Season Highlights

Advanced to the TOUR Championship for the second time in his career and first since the 2014-15 season, finishing the season tied with Webb Simpson for No. 12 in the FedExCup standings. Qualified for the FedExCup Playoffs for the eighth time in his ninth season on TOUR. Recorded six top-10s, with four coming during the fall portion of the season, and made the cut in 18 of 20 starts. Best result of the season came at THE NORTHERN TRUST, finishing solo-second to move to No. 6 in the FedExCup standings entering the BMW Championship.

PGA TOUR

A Military Tribute at The Greenbrier - Finished T3 and seven strokes behind champion Joaquin Niemann at A Military Tribute at The Greenbrier. Led the field in Driving Accuracy Percentage (78.57%) and co-lead in Par-3 Scoring Average (2.75). **Houston Open** - Shot a final-round 66 to finish T4 at the Houston Open, his first top-10 in six starts at the event. Co-lead the field in Greens in Regulation (59/72) and Par-4 Scoring Average (3.85). **Mayakoba Golf Classic** - Finished fifth at the Mayakoba Golf Classic, his third top-five and fourth top-10 in the fall portion of the schedule. Held the outright lead after the second round, falling to 2-for-4 in his career converting the 36-hole lead/co-lead to victory. Co-lead the field in Birdies (24). **The Honda Classic** - Shot a first-round 66 to hold a share of the lead at The Honda Classic before finishing T17. Represented his second 18-hole lead/co-lead on TOUR (fell to 1-for-2). **THE NORTHERN TRUST** - Finished solo-second at THE NORTHERN TRUST, his best result since a runner-up at the 2016 Charles Schwab Challenge. Held a share of the first-round lead, falling to 1-for-3 with the 18-hole lead/co-lead in his career. Marked his first career top-10 in a FedExCup Playoffs event. Co-lead the field in Birdies (24).

National Team Selections

Walker Cup : 2011

Career Records

PGA TOUR (Playoff Record: 0-1)

Season	Events	Rounds	1st	2nd	3rd	Top 10	Top 25	Cuts Made	Cuts Missed	WD	FedExCup Rank	Earnings
Total:	243	805	2	3	3	30	72	174	68	1		\$15,913,159
2020	20	76	1	1	1	6	14	18	2		12	\$3,299,366
2019	28	91					4	21	7		149	\$628,922
2018	31	78				2	6	11	20		125	\$799,450
2017	27	76				2	4	15	12		118	\$864,960
2016	27	97		1	1	3	6	22	4	1	47	\$2,014,283
2015	29	102		1	1	3	10	24	5		28	\$1,971,687
2014	28	92	1			7	10	20	8		32	\$2,947,322
2013	26	95	1			4	8	21	5		31	\$2,201,167
2012	27	98				3	10	22	5		79	\$1,186,003

(A) - Amateur

Top Tournaments

PGA TOUR	THE PLAYERS Championship	Masters Tournament	PGA Championship	U.S. Open	The Open Championship	WGC-HSBC Champions	WGC-Mexico	WGC-Dell Technologies Match Play	WGC-FedEx St. Jude Inv
2020	CNL		T19						
2019	CUT			T58					
2018	CUT								
2017	CUT			T46					
2016	CUT	T42	T60	T37	T46	T23	10		T27
2015	CUT		T48		T68			T17	
2014	CUT	CUT	CUT	T48	CUT		T16	T9	T31
2013	T33		T61		T15				T14
2012	T64				T54				

FedExCup Playoffs

	THE NORTHERN TRUST	Dell Technologies Championship	BMW Championship	TOUR Championship
2020	2		T40	T12
2018	CUT			
2017	CUT			
2016	T60	T41	T47	
2015	T30	T12	T19	T22
2014	CUT	CUT	T31	
2013	CUT	T27	50	
2012	T24	T69		

Personal

- Attended Baylor School (2003-07) in Chattanooga, Tenn., where he led the school to four state titles. Also won one individual state title in high school.
- Named to SEC academic honor roll all four years at Georgia.
- Biggest thrill outside golf was shooting an 11-point buck.
- Follows the Atlanta Falcons and is a huge UGA football fanatic.
- Not many people know that he is a "Jeopardy" fanatic.
- Bucket list includes skydiving, flying in an F16 and driving a NASCAR vehicle.
- He uses a 1989 quarter to mark his ball to represent the year he was born.
- Lists Davis Love III and Fred Couples as favorite players he followed while growing up.



Matt Every

Height: 5'11" (1.8 m)
Weight: 190 (86 kg)
Age: 36 (December 04, 1983)
Birthplace: Daytona Beach, Florida
Residence: Jacksonville Beach, Florida
Family: Liam, Quinn

Education: University of Florida (2006, Business)
Special Interests: Ping-pong, University of Florida sports
Turned Professional: 2006
City plays from: Jacksonville, FL, United States

Exempt Status

PGA TOUR Top 125 in 2018-19 FedExCup standings (thru 2020-21)

Career Victories

PGA TOUR Victories (2):

2014 (1) Arnold Palmer Invitational presented by MasterCard. **2015 (1)** Arnold Palmer Invitational presented by MasterCard.

Korn Ferry Tour Victories (1):

2009 (1) Nationwide Tour Championship at Daniel Island.

Player Statistics

Career Low Round: 61 - 2017 Wyndham Championship (Round 1)

Career High FedExCup Rank: #7 : 2014 Arnold Palmer Invitational presented by MasterCard

Career High Official World Golf Rank: #40 : 2015 RBC Heritage

Career Largest Paycheck: \$1,134,000 : 2015 Arnold Palmer Invitational presented by MasterCard (Finished 1)

2019-20 Season Highlights

PGA TOUR

Arnold Palmer Invitational presented by Mastercard - Shot a first-round 65 to hold the 18-hole lead at the Arnold Palmer Invitational presented by Mastercard but followed with an 83 to miss the cut. Became the first outright 18-hole leader to miss the cut since Camilo Villegas at The Honda Classic in 2013.

National Team Selections

Walker Cup : 2005 **Palmer Cup** : 2004, 2005

Career Records

PGA TOUR (Playoff Record: 0-0)

Season	Events	Rounds	1st	2nd	3rd	Top 10	Top 25	Cuts Made	Cuts Missed	WD	FedExCup Rank	Earnings
Total:	246	689	2	3	3	21	39	118	114	13		\$10,230,834
2020	19	45					1	6	10	3	189	\$202,546
2019	16	41		1	1	2	7	9	7		86	\$1,413,149
2018	30	75				1	1	10	18	1	186	\$299,162
2017	30	70					2	8	20		168	\$351,412
2016	17	40					1	5	10	2	200	\$158,453
2015	26	70	1			1	2	13	10	3	89	\$1,521,816
2014	26	85	1		1	6	9	17	8	1	45	\$2,540,370
2013	28	89				4	4	17	11		58	\$1,188,867
2012	25	80		2	1	6	8	15	9	1	67	\$1,972,166
2011	5	16					1	3	2		207	\$105,122
2010	18	60				1	3	12	6		140	\$456,847
2007	2	6						1	1			\$12,420
2006	3	8						1	2			\$8,505
2005	1 (A)	4						1				

(A) - Amateur

Top Tournaments

PGA TOUR	THE PLAYERS Championship	Masters Tournament	PGA Championship	U.S. Open	The Open Championship	WGC-HSBC Champions	WGC-Mexico	WGC-Dell Technologies Match Play	WGC-FedEx St. Jude Inv
2020	CNL								
2017	CUT								
2016	CUT								
2015	T42	CUT	CUT	W/D	CUT	T56		T52	74
2014	CUT	CUT	CUT	CUT	71				T47
2013	T26		CUT						
2012	CUT		71						
2005				T28					

FedExCup Playoffs

THE NORTHERN TRUST	Dell Technologies Championship	BMW Championship	TOUR Championship
2019	CUT		
2015	CUT		
2014	80	T50	
2013	T62	T39	
2012	T35	T51	

Personal

- Favorite band is Oasis. Says his dream foursome would include Oasis band members Liam Gallagher and Noel Gallagher and "some sort of counselor so we could get the best band in the world back together."
- Lists earning back his PGA TOUR playing privileges as his biggest achievement.



Tony Finau (FEE-now)

Height: 6'4" (1.93 m)
Weight: 200 (91 kg)
Age: 31 (September 14, 1989)
Birthplace: Salt Lake City, Utah
Residence: Lehi, Utah
Family: Wife, Alayna; Jraice, Leilene Aiaga, Tony, Sage

Special Interests: Fire knife dancing, playing guitar, watching movies
Turned Professional: 2007
City plays from: Salt Lake City, UT, United States

Exempt Status

PGA TOUR Top 125 in 2019-20 FedExCup standings (thru 2020-21)

Career Victories

PGA TOUR Victories (1):

2016 (1) Puerto Rico Open at Coco Beach.

Korn Ferry Tour Victories (1):

2014 (1) Stonebrae Classic.

2019-20 Season Highlights

Advanced to the TOUR Championship for the fourth consecutive season, finishing the season No. 17 in the FedExCup standings. Marked his sixth appearance in the FedExCup Playoffs in his sixth season as a member. Recorded seven top-10s, highlighted by a playoff loss to Webb Simpson at the Waste Management Phoenix Open, and made the cut in 16 of 20 starts. Represented the United States at the Presidents Cup, making his debut at the event.

PGA TOUR

Farmers Insurance Open - Tied two others for sixth at the Farmers Insurance Open. Marked his third top-10 and sixth top-25 in six starts at the event. **Waste Management Phoenix Open** - Held a one-stroke 54-hole lead at the Waste Management Phoenix Open before falling in a playoff to Webb Simpson. Collected his sixth runner-up since his win at the 2016 Puerto Rico Open. Shot a third-round 62, his third such score of the season after entering the season with a career-low of 64. Marked his third career 54-hole lead/co-lead (fell to 0-for-3). Led the field in Scrambling (94.12%). **the Memorial Tournament presented by Nationwide** - Held the outright 18-hole lead and a share of the 36-hole lead before finishing eighth at the Memorial Tournament presented by Nationwide. Fell to 0-for-6 in his career with the 18-hole lead/co-lead and 0-for-3 with the 36-hole lead/co-lead. Led the field in Birdies (21). **3M Open** - Finished T3 at the 3M Open, his second consecutive top-10 on TOUR. Was tied for third at the end of each of the first four rounds. **PGA Championship** - Finished T4 at the PGA Championship, his sixth top-10 in majors since the beginning of the 2017-18 season (nine-major stretch).

National Team Selections

Presidents Cup : 2019 **Ryder Cup** : 2018

Career Records

PGA TOUR (Playoff Record: 1-2)

Season	Events	Rounds	1st	2nd	3rd	Top 10	Top 25	Cuts Made	Cuts Missed	WD	FedExCup Rank	Earnings
Total:	164	567	1	6	3	39	79	127	37			\$19,653,370
2020	20	72	1	1	1	7	10	16	4		17	\$2,932,286
2019	25	84	2	1	1	6	12	20	5		7	\$4,344,380
2018	28	98	3			11	19	25	3		6	\$5,620,138
2017	29	104			1	8	12	24	5		19	\$2,838,629
2016	28	95	1			2	10	19	9		45	\$1,814,790
2015	31	106				5	16	22	9		43	\$2,095,186
2011	1	2							1			
2008	1	2							1			
2007	1	4						1				\$7,960

(A) - Amateur

Top Tournaments

PGA TOUR	THE PLAYERS Championship	Masters Tournament	PGA Championship	U.S. Open	The Open Championship	WGC-HSBC Champions	WGC-Mexico	WGC-Dell Technologies Match Play	WGC-FedEx St. Jude Inv
2020 CNL			T4			T53			T65
2019 T22		T5	T64	CUT	3	2(P)	T25	T40	T27
2018 T57		T10	T42	5	T9	T11	T27	T17	T10
2017 CUT			T44		T27				
2016 CUT			CUT	CUT	T18				
2015			T10	T14					

FedExCup Playoffs

THE NORTHERN TRUST	Dell Technologies Championship	BMW Championship	TOUR Championship
2020 CUT		5	T7
2019 T30		4	7
2018 2	T4	T8	T15
2017 T54	T65	T7	T7
2016 T2	T24	T66	
2015 T16	CUT	T47	

Personal

- Born in Salt Lake City, is of Tongan and Samoan descent.
- First sport was fire-knife dancing, a Samoan ritual.
- Member of the Church of Jesus Christ Latter Day Saints.
- Third oldest of seven siblings, including four brothers and two sisters. Brother, Gipper, is the youngest player to make a Korn Ferry Tour cut, doing so at age 16 years, 20 days in Utah in 2006 (T58). His cousin is NBA basketball player Jabari Parker.
- Played center on the basketball team and helped team reach the state tournament his junior and senior seasons. Averaged 11 rebounds per game as a senior. Chose to not pursue basketball and concentrated on golf instead despite college basketball scholarship offers. Turned professional at 17 after graduating high school.
- Attended West High, the same high school as 1926 U.S. Amateur champion and five-time PGA TOUR winner George Von Elm.
- Finished second on Golf Channel's "Big Break Disney" in 2009.
- Favorite teams are the Los Angeles Lakers, the Dallas Cowboys, the Utah Utes and the USC Trojans.
- Food lover. If not a professional golfer, he would be a chef.
- Established The Tony Finau Foundation, built on a family discovered experience through the game of golf. It aims to empower and inspire youth and their families to discover, develop, and achieve the best of their gifts and talents through the game of golf, educational funding, and core family values.



Matthew Fitzpatrick

Height: 5'10" (1.78 m)
Weight: 155 (70 kg)
Age: 26 (September 01, 1994)
Birthplace: Sheffield, England
Residence: Sheffield, England
Family: Single

Education: Northwestern University
Special Interests: Football, Sheffield United Football Club, sports
Turned Professional: 2014
City plays from: Sheffield, England

Exempt Status

PGA TOUR Top 125 in 2019-20 FedExCup standings (thru 2020-21)

Career Victories

Player Statistics

Career Low Round: 64 - 2020 World Golf Championships-FedEx St. Jude Invitational (Round 2)

Career High FedExCup Rank: #36 : 2020 BMW Championship

Career High Official World Golf Rank: #17 : 2020 TOUR Championship

Career Largest Paycheck: \$982,800 : 2019 Arnold Palmer Invitational presented by Mastercard (Finished 2)

2019-20 Season Highlights

In his first season as a PGA TOUR member, qualified for the FedExCup Playoffs and advanced to the BMW Championship, finishing the season No. 36 in the FedExCup standings. Recorded five top-10s, highlighted by a third-place result at the Memorial Tournament presented by Nationwide, and made the cut in 12 of 15 starts. Shot a final-round score in the 60s at the Arnold Palmer Invitational presented by Mastercard and the Memorial Tournament presented by Nationwide; no other player recorded such a score in the final round of either tournament.

PGA TOUR

World Golf Championships-HSBC Champions - Held a one-shot lead after 36 holes of the World Golf Championships-HSBC Champions before finishing seventh. Held the outright 36-hole lead at consecutive WGCs, having also led after two rounds of the 2019 WGC-FedEx St. Jude Invitational. Collected his third top-10 in five starts at the event. **the Memorial Tournament presented by Nationwide** - Finished third at the Memorial Tournament presented by Nationwide. Was the only player to record a score in the 60s in the final round (68). Led the field in Scrambling (73.08%) and Par-3 Scoring Average (2.75).

National Team Selections

Ryder Cup : 2016 **Eurasia Cup** : 2016 **Walker Cup** : 2013

Career Records

PGA TOUR (Playoff Record: 0 - 0)												
Season	Events	Rounds	1st	2nd	3rd	Top 10	Top 25	Cuts Made	Cuts Missed	WD	FedExCup Rank	Earnings
Total:	71	233		1	1	10	21	53	18			\$4,850,429
2020	15	54			1	5	6	12	3		36	\$2,109,709
2019	14	51		1		2	5	13	1			\$1,553,750
2018	13	40				1	3	9	4			\$448,215
2017	12	38					4	9	3			\$334,088
2016	12	34				2	2	7	5			\$404,667
2014	4 (A)	12					1	2	2			
2013	1 (A)	4						1				

(A) - Amateur

Top Tournaments

PGA TOUR										
	THE PLAYERS Championship	Masters Tournament	PGA Championship	U.S. Open	The Open Championship	WGC-HSBC Champions	WGC-Mexico	WGC-Dell Technologies Match Play	WGC-FedEx St. Jude Inv	
2020	CNL		CUT			7	T37			T6
2019	T41	T21	T41	T12	T20	T54	T27	T61		T4
2018	T46	T38	CUT	T12	CUT	T9	T30	T36		T48
2017	CUT	32	CUT	T35	T44	T16	T16	T17		T50
2016	CUT	T7	T49	T54	CUT	T7	T35	T38		
2014		CUT		T48						
2013					T44					

FedExCup Playoffs

	THE NORTHERN TRUST	Dell Technologies Championship	BMW Championship	TOUR Championship
2020	CUT		T6	

Personal

- Played one season for Northwestern University outside Chicago before leaving school to turn professional.
- When he won the 2013 U.S. Amateur, he became the first English winner of the U.S. Amateur since Harold Hilton in 1911.
- With a T44 finish at the 2013 Open Championship and a T48 finish at the 2014 U.S. Open, became the first amateur since Bobby Jones in 1930 to hold low amateur titles at The Open Championship and U.S. Open at the same time.
- Fan of Sheffield United F.C.



Tommy Fleetwood

Height: 5'11" (1.8 m)
Weight: 168 (76 kg)
Age: 29 (January 19, 1991)
Birthplace: Southport, England
Residence: Southport, England
Family: Wife, Clare; Franklin

Turned Professional: 2010
City plays from: Orlando, FL, United States

Exempt Status

PGA TOUR Top 125 in 2019-20 FedExCup standings (thru 2020-21)

Career Victories

Player Statistics

Career Low Round: 62 - 2018 BMW Championship (Round 2)

Career High FedExCup Rank: #16 : 2019 TOUR Championship

Career High Official World Golf Rank: #9 : 2019 The RSM Classic

Career Largest Paycheck: \$1,296,000 : 2018 U.S. Open (Finished 2)

2019-20 Season Highlights

Advanced to the FedExCup Playoffs for the third time in his third season as a member but missed the TOUR Championship for the first time, finishing the season No. 92 in the FedExCup standings. Made nine cuts in 11 starts, highlighted by a solo-third at The Honda Classic.

PGA TOUR

The Honda Classic - Finished solo-third at The Honda Classic after holding a one-stroke 54-hole lead, the first 54-hole lead/co-lead of his career. Marked his best result since a runner-up at The Open Championship in 2019.

National Team Selections

Seve Trophy : 2013 **Walker Cup** : 2009 **Ryder Cup** : 2018 **EurAsia Cup** : 2018 **Jacques Leglise Trophy** : 2007, 2008

Career Records

PGA TOUR (Playoff Record: 0 - 0)

Season	Events	Rounds	1st	2nd	3rd	Top 10	Top 25	Cuts Made	Cuts Missed	WD	FedExCup Rank	Earnings
Total:	70	234	4	2	17	37	59	11				\$9,790,993
2020	11	40		1	1	4	9	2			92	\$1,025,676
2019	18	64	2	1	6	12	18				16	\$3,853,651
2018	19	66	1		6	15	18	1			19	\$3,935,147
2017	10	32	1		3	3	8	2				\$912,392
2016	2	6					1	1				
2015	7	18			1	2	4	3				\$64,126
2014	3	8				1	1	2				

(A) - Amateur

Top Tournaments

PGA TOUR	THE PLAYERS Championship	Masters Tournament	PGA Championship	U.S. Open	The Open Championship	WGC-HSBC Champions	WGC-Mexico	WGC-Dell Technologies Match Play	WGC-FedEx St. Jude Inv
2020	CNL		T29			T53	T18		T35
2019	T5	T36	T48	T65	2	T7	T19	T24	T4
2018	T7	T17	T35	2	T12	T20	T14	T17	T14
2017	T41	CUT	T61	4	T27		2	T39	T28
2016					CUT	T30			
2015			CUT	T27	CUT	T24	T71	T5	
2014			CUT		CUT	T18			

FedExCup Playoffs

	THE NORTHERN TRUST	Dell Technologies Championship	BMW Championship	TOUR Championship
2020	T44			
2019	T43		T11	T16
2018	T20	T24	T8	T11

Personal

- When he was a child, he and his father, Pete, used to sneak on to Royal Birkdale. Would later make his first cut in an Open Championship at Royal Birkdale in 2017.
- His wife Clare is also his manager. Along with Clare's two children, the couple have a boy, Franklin, born in October 2017.
- Reads a lot of books including detective stories, historical books and biographies.
- Loves yoga and meditation and uses the Headspace app.
- Watches lots of other sports including football, rugby, darts and loves following Everton Football Club.



Rickie Fowler

Height: 5'9" (1.75 m)
Weight: 150 (68 kg)
Age: 31 (December 13, 1988)
Birthplace: Murrieta, California
Residence: Jupiter, Florida
Family: Wife, Allison

Education: Oklahoma State University
Special Interests: Fishing, motocross
Turned Professional: 2009
City plays from: Murrieta, CA, United States

Exempt Status

PGA TOUR Winner, THE PLAYERS Championship (thru 2022-23)

Career Victories

PGA TOUR Victories (5):

2012 (1) Wells Fargo Championship. **2015 (2)** THE PLAYERS Championship, Deutsche Bank Championship. **2017 (1)** The Honda Classic. **2019 (1)** Waste Management Phoenix Open.

Player Statistics

Career Low Round: 62 - 2011 Waste Management Phoenix Open (Round 2)

Career High FedExCup Rank: #3 : 2015 BMW Championship

Career High Official World Golf Rank: #4 : 2016 AT&T Pebble Beach Pro-Am

Career Largest Paycheck: \$1,800,000 : 2015 THE PLAYERS Championship (Finished 1)

2019-20 Season Highlights

Qualified for the FedExCup Playoffs for the 11th consecutive season to begin his career but failed to advance to the BMW Championship for the first time, finishing the season No. 94 in the FedExCup standings. Collected a pair of top-10s and made eight cuts in 14 starts.

PGA TOUR

Sentry Tournament of Champions - Finished T5 at the Sentry Tournament of Champions in his season debut. Marked his fourth result of T6 or better at the event in his fourth start.

National Team Selections

Arnold Palmer Cup : 2008 **Presidents Cup** : 2015, 2017, 2019 **Ryder Cup** : 2010, 2014, 2016, 2018 **Olympic Games** : 2016 **Walker Cup** : 2007, 2009 **World Cup** : 2016

Career Records

PGA TOUR (Playoff Record: 2 - 2)

Season	Events	Rounds	1st	2nd	3rd	Top 10	Top 25	Cuts Made	Cuts Missed	WD	FedExCup Rank	Earnings
Total:	250	866	5	14	7	72	124	197	53			\$38,900,577
2020	14	44				2	6	8	6		94	\$947,309
2019	20	76	1	1		6	11	18	2		19	\$3,945,810
2018	20	74		2		6	14	17	3		17	\$4,235,237
2017	21	76	1	2	2	10	16	18	3		7	\$6,083,197
2016	23	77		1		8	12	18	5		31	\$2,713,563
2015	21	72	2	1	1	7	10	17	4		4	\$5,773,430
2014	26	85		2	2	10	14	19	7		9	\$4,806,117
2013	22	74			1	5	10	18	4		38	\$1,816,742
2012	23	83	1	1		5	8	20	3		28	\$3,066,293
2011	24	81		1		4	11	19	5		43	\$2,084,681
2010	28	98		2	1	7	10	20	8		32	\$2,857,108
2009	3	12		1		2	2	3				\$571,090
2009	3 (A)	8						1	2			
2008	2 (A)	6						1	1			

(A) - Amateur

Top Tournaments

PGA TOUR	THE PLAYERS Championship	Masters Tournament	PGA Championship	U.S. Open	The Open Championship	WGC-HSBC Champions	WGC-Mexico	WGC-Dell Technologies Match Play	WGC-FedEx St. Jude Inv
2020	CNL		CUT						T15
2019	T47	T9	T36	T43	T6		T36		
2018	CUT	2	T12	T20	T28		T37		T17
2017	T60	T11	T5	T5	T22	T6	T16		9
2016	CUT	CUT	T33	CUT	T46	T17	T8	T38	T10
2015	1(P)	T12	T30	CUT	T30	T3	T12	T9	T10
2014	T77	T5	T3	T2	T2	T55	T44	3	T8
2013	CUT	T38	T19	T10	CUT		T35	T33	T21
2012	T2	T27	CUT	T41	T31		T45	T33	T60
2011	CUT	T38	T51	CUT	T5		8	T9	T2
2010	CUT		T58		T14	T25			T33
2009				CUT					
2008				T60					

FedExCup Playoffs

THE NORTHERN TRUST	Dell Technologies Championship	BMW Championship	TOUR Championship
2020	T49		
2019	CUT		
2018		T11	T19
2017	T20	T8	T7
2016	T46	T2	T26
2015	CUT	59	
2014	1	T4	T12
2013	T23	T4	8
2012	CUT	T39	
2011	T24	T41	T23
2010	T52	48	
2009	T36	T45	

Personal

- Gave up serious dirt-bike riding after an accident prior to his freshman year in high school resulted in a couple of broken bones in his foot. His father, Rod, who owns a trucking company, enjoyed riding dirt bikes and won the 1986 Baja 1000 while racing for a Yamaha team.
- His middle name comes from his grandfather, Taka Tanaka.
- Started playing golf at age 3.



Harrison Frazar (FRAY-zhur)

Height: 6'0" (1.83 m)
Weight: 190 (86 kg)
Age: 49 (July 29, 1971)
Birthplace: Dallas, Texas
Residence: Dallas, Texas
Family: Wife, Allison; William Harrison, Charles "Ford", Richard Slayden

Education: University of Texas (1996, Psychology and Business Foundations)
Special Interests: Sports, fishing, hunting
Turned Professional: 1996
City plays from: Dallas, TX, United States

Exempt Status

PGA TOUR Major Medical Extension

Career Victories

PGA TOUR Victories (1):

2011 (1) FedEx St. Jude Classic.

Korn Ferry Tour Victories (1):

1997 (1) NIKE South Carolina Classic.

Career Records

PGA TOUR (Playoff Record: 1-1)

Season	Events	Rounds	1st	2nd	3rd	Top 10	Top 25	Cuts Made	Cuts Missed	WD	FedExCup Rank	Earnings
Total:	406	1248	1	5	6	37	83	225	179	1		\$11,456,390
2015	7	20						3	4		247	\$37,550
2014	15	38						4	11		223	\$47,247
2012	20	54		1		2	2	8	12		121	\$730,203
2011	19	58	1			1	2	10	9		77	\$1,322,267
2010	17	44					2	4	13		190	\$201,280
2009	28	93				1	7	19	9		104	\$738,615
2008	23	73				1	4	13	10		174	\$444,059
2007	32	88				2	5	11	21		119	\$698,534
2006	29	91				2	11	18	10	1		\$889,022
2005	31	101			2	4	7	21	10			\$999,083
2004	25	82		2	1	4	7	17	8			\$1,446,764
2003	27	85			1	4	5	17	9			\$776,876
2002	28	88				5	6	15	13			\$731,295
2001	25	84				4	9	18	7			\$792,456
2000	24	70			2	2	5	12	12			\$608,535
1999	29	96		1		2	6	19	10			\$530,971
1998	26	81		1		3	5	16	10			\$461,633
1997	1	2							1			

(A) - Amateur

Top Tournaments

PGA TOUR	THE PLAYERS Championship	Masters Tournament	PGA Championship	U.S. Open	The Open Championship	WGC-HSBC Champions	WGC-Mexico	WGC-Dell Technologies Match Play	WGC-FedEx St. Jude Inv
2012	T46	CUT							
2011			T39	T30	69	T29			T66
2010	CUT			CUT					
2007	T52			T58					
2006	T63		T20						
2005	CUT								
2004	CUT		CUT						
2003	CUT								
2002	T44			T54					
2001	CUT		CUT	T66					
2000	T33		CUT						
1999	CUT		CUT						
1998			CUT						

FedExCup Playoffs

	THE NORTHERN TRUST	Dell Technologies Championship	BMW Championship	TOUR Championship
2012	CUT			
2011	T58	CUT		
2009	T52			
2007	CUT	CUT		

Player Statistics

Career Low Round: 62 - 2005 B.C. Open (Round 4)

Career High FedExCup Rank: #4 : 2012 Sony Open in Hawaii

Career High Official World Golf Rank: #82 : 2012 Sony Open in Hawaii

Career Largest Paycheck: \$1,008,000 : 2011 FedEx St. Jude Classic (Finished 1)

Personal

- Grew up in Abilene, Texas, and moved to Dallas in 1985. Was a three-time all-state player and won two state championships with Highland Park High from 1986-90.
- Graduated from University of Texas in 1996 with a degree in Psychology and Business Foundations. Was roommates with Justin Leonard who is a lifelong friend.
- Went to work in Dallas for a commercial real-estate firm working as an analyst for office, retail and industrial acquisitions and development, as well as golf course management and development. Also designs golf courses in Texas.
- Enjoys spending time with friends and family.



Dylan Frittelli

Height: 6'2" (1.88 m)
Weight: 179 (81 kg)
Age: 30 (June 05, 1990)
Birthplace: Johannesburg, South Africa
Residence: Austin, Texas

Education: University of Texas (2012, Geography)
Turned Professional: 2012
City plays from: Johannesburg, South Africa

Exempt Status

PGA TOUR Tournament winner (thru 2021-22)

Career Victories

PGA TOUR Victories (1):

2019 (1) John Deere Classic.

Player Statistics

Career Low Round: 62 - 2020 RBC Heritage (Round 4)

Career High FedExCup Rank: #12 : 2020 Safeway Open

Career High Official World Golf Rank: #44 : 2018 The Honda Classic

Career Largest Paycheck: \$1,080,000 : 2019 John Deere Classic (Finished 1)

2019-20 Season Highlights

Qualified for the FedExCup Playoffs for the second consecutive season, reaching the BMW Championship for the second time, and finished the season No. 58 in the FedExCup standings. Recorded nine top-25s, including three top-10s, and 17 made cuts in 24 starts. Was unable to defend a title for the first time after the cancellation of the John Deere Classic due to the COVID-19 pandemic.

PGA TOUR

Safeway Open - Finished T7 at the Safeway Open to earn his second consecutive top-10 on TOUR. Made nine birdies in the second round en route to a 65, marking the first round of his career with nine or more birdies.

National Team Selections

Eisenhower Trophy : 2008, 2010 **World Cup** : 2018

Career Records

PGA TOUR (Playoff Record: 0 - 0)

Season	Events	Rounds	1st	2nd	3rd	Top 10	Top 25	Cuts Made	Cuts Missed	WD	FedExCup Rank	Earnings
Total:	61	199	1			4	15	41	20			\$3,436,448
2020	24	82				3	9	17	7		58	\$1,507,497
2019	24	81	1			1	4	17	7		63	\$1,576,974
2018	11	30					2	6	5			\$331,177
2017	2	6						1	1			\$20,800

(A) - Amateur

Top Tournaments

PGA TOUR	THE PLAYERS Championship	Masters Tournament	PGA Championship	U.S. Open	The Open Championship	WGC-HSBC Champions	WGC-Mexico	WGC-Dell Technologies Match Play	WGC-FedEx St. Jude Inv
2020	CNL		T33						
2019			CUT		T32				
2018		CUT	T31	CUT	CUT		T55	T36	
2017			T63		CUT				

FedExCup Playoffs

	THE NORTHERN TRUST	Dell Technologies Championship	BMW Championship	TOUR Championship
2020	CUT		T33	
2019	T43		T52	

Personal

- Did not receive formal golf training until age 12.
- Born in Johannesburg, South Africa, attended the University of Texas where as a senior, he sank the winning putt for the Longhorns' first National Championship in 40 years in the 2012 final against Alabama. The winning Texas team also included Jordan Spieth, who was a freshman.
- Challenged Spieth for Player of the Year as a senior at Texas.
- Posted a 3.40 GPA as a geography major. Won the 2012 Byron Nelson Award given to the top academic golfer in the nation.
- Uncle was a music professor at the University of Texas.



Jim Furyk (FYUR-ik)

FedExCup Champion: 2010

Height: 6'2" (1.88 m)

Weight: 185 (84 kg)

Age: 50 (May 12, 1970)

Birthplace: West Chester, Pennsylvania

Residence: Ponte Vedra Beach, Florida

Family: Wife, Tabitha; Caleigh Lynn; Tanner James

Education: University of Arizona

Special Interests: All sports

Turned Professional: 1992

City plays from: Jacksonville, FL, United States

Exempt Status

PGA TOUR Top 25 in career earnings (thru 2020-21)

Career Victories

PGA TOUR Victories (17):

1995 (1) Las Vegas Invitational. **1996 (1)** United Airlines Hawaiian Open. **1998 (1)** Las Vegas Invitational. **1999 (1)** Las Vegas Invitational. **2000 (1)** Doral-Ryder Open. **2001 (1)** Mercedes Championships. **2002 (1)** Memorial Tournament. **2003 (2)** U.S. Open Championship, Buick Open. **2005 (1)** Cialis Western Open. **2006 (2)** Wachovia Championship, Canadian Open. **2007 (1)** Canadian Open presented by Franklin Templeton Investments. **2010 (3)** Transitions Championship, Verizon Heritage, THE TOUR Championship presented by Coca-Cola. **2015 (1)** RBC Heritage.

PGA TOUR Champions Victories (1):

2020 (1) The Ally Challenge.

Korn Ferry Tour Victories (1):

1993 (1) NIKE Mississippi Gulf Coast Classic.

2019-20 Season Highlights

PGA TOUR Champions

The Ally Challenge - Became the 19th player in PGA TOUR Champions history to win his debut when he won The Ally Challenge. Winner of the 2003 Buick Open, Furyk's win marked the 18th time a player has won a PGA TOUR and PGA TOUR Champions event at the same golf course.

National Team Selections

Ryder Cup : 1997, 1999, 2002, 2004, 2006, 2008, 2010, 2012, 2014 **Ryder Cup Captain** : 2018 **Presidents Cup** : 1998, 2000, 2003, 2005, 2007, 2009, 2011 **World Cup** : 2003

Career Records

PGA TOUR (Playoff Record: 4 - 8)

Season	Events	Rounds	1st	2nd	3rd	Top 10	Top 25	Cuts Made	Cuts Missed	WD	FedExCup Rank	Earnings
Total:	625	2177	17	31	17	188	328	507	117	2		\$71,294,997
2020	13	39				2	6	7			181	\$224,450
2019	21	68		1		3	8	5			51	\$2,669,938
2018	15	48				2	2	10	5		141	\$660,010
2017	18	51				1	2	10	8		157	\$558,098
2016	14	52		1		3	5	12	2		86	\$1,538,204
2015	19	64	1		1	7	10	17	2	1	29	\$3,732,664
2014	21	80		4		11	18	21			4	\$5,987,395
2013	22	78		1	2	7	12	19	3		14	\$3,204,779
2012	24	84		2	1	8	14	20	4		15	\$3,623,805
2011	26	86				4	11	19	7		36	\$1,529,690
2010	21	74	3			7	13	18	3		1	\$4,809,622
2009	23	83		2	1	11	14	21	2		4	\$3,946,515
2008	26	94		1	2	9	13	23	3		5	\$3,455,714
2007	23	82	1	2	2	8	16	20	3		11	\$4,154,046
2006	24	88	2	4	3	13	19	22	2			\$7,213,316
2005	26	93	1	4		10	14	23	3			\$4,255,369
2004	14	44				2	5	8	6			\$691,675
2003	27	101	2	1	1	15	22	25	2			\$5,182,865
2002	25	85	1			9	14	19	6			\$2,363,250
2001	24	88	1	2		8	16	19	5			\$2,540,734
2000	25	95	1		1	8	15	24	1			\$1,940,519
1999	25	96	1	1		8	17	24	1			\$1,827,593
1998	28	101	1	2	2	12	19	24	4			\$2,054,334
1997	27	98		3	1	13	17	24	3			\$1,619,480
1996	28	100	1			3	13	24	4			\$738,950
1995	31	102	1			3	10	22	8	1		\$535,380
1994	31	95				3	7	17	14			\$236,603
1993	1	2							1			
1991	1(A)	2							1			
1990	1(A)	2							1			
1988	1(A)	2							1			

(A) - Amateur

Player Statistics

Career Low Round: 58 - 2016 Travelers Championship (Round 4)

Career High FedExCup Rank: #1 : 2010 THE TOUR Championship presented by Coca-Cola

Career High Official World Golf Rank: #2 : 2007 The Barclays

Career Largest Paycheck: \$1,350,000 : 2019 THE PLAYERS Championship (Finished 2)

Top Tournaments

PGA TOUR									
	THE PLAYERS Championship	Masters Tournament	PGA Championship	U.S. Open	The Open Championship	WGC-HSBC Champions	WGC-Mexico	WGC-Dell Technologies Match Play	WGC-FedEx St. Jude Inv
2020	CNL		CUT						
2019	2		CUT	T28	T63			T17	T27
2018			T71	T48					
2017	CUT	CUT	CUT	T23			T58	T30	
2016	T35		T73	T2	T59		DNS		T42
2015	T56	CUT	T30	T42	T30		T12	4	T3
2014	2	T14	T5	T12	4		T62	T5	T15
2013	CUT	T25	2	CUT	CUT		T35	T17	T9
2012	T25	T1	T42	T4	T34			T33	T2
2011	CUT	T24	T39	CUT	T48	T62	T49	T33	T23
2010	T47	CUT	T24	T16	CUT		T37	T17	T6
2009	T5	T10	T63	T33	T34		3	T9	T51
2008	T27	T33	T29	T36	T5		T2	T33	T27
2007	T28	T13	CUT	T2	T12		T35	T17	DNS
2006	T3	T22	T29	T2	4		4	T33	3
2005	CUT	28	T34	T28	CUT		T15	T33	T24
2004			CUT	T48	CUT		T36		T22
2003	T4	4	T18	1	CUT		T12	T9	T6
2002	T14	CUT	9	CUT	CUT		T33	T9	T6
2001	T21	T6	T7	T62	CUT				2 (P)
2000	T61	T14	T72	60	T41				T4
1999	T17	T14	T8	T17	T10		T11	T33	T10
1998	T35	4	CUT	T14	T4				
1997	T53	T28	T6	T5	4				
1996	T13	T29	T17	T5	T44				
1995	CUT		T13						
1994				T28					

FedExCup Playoffs			
	THE NORTHERN TRUST	Dell Technologies Championship	BMW Championship
2019	T52		T57
2016	T41	T57	
2015	T11	T4	W/D
2014	8	T23	T4
2013	T6	T27	3
2012	CUT	T13	9
2011	T52	6	T22
2010		T37	T15
2009	T15	T8	T2
2008	T12	T7	T3
2007	T25	T55	T14

Personal

- Father, Mike, has been his only swing instructor.
- In 2015, received the ASAP Sports/Jim Murray Award that honors a player who is cooperative and accommodating to the media. The award is presented at the Golf Writers Association of America annual award dinner the week of the Masters.
- In 2016, received the Payne Stewart Award presented annually to a professional golfer who best exemplifies Stewart's steadfast values of character, charity and sportsmanship.
- The Jim and Tabitha Furyk Foundation is involved with various projects throughout North Florida and supports the following charities: Operation Shower, Blessings in a Backpack, Wolfson Children's Hospital, Community PedsCare, MaliVai Washington Youth Foundation and the Monique Burr Foundation.
- Met his wife, Tabitha, at the Memorial Tournament in Ohio in 1995. Tabitha went to Ohio State University.
- Lifelong Pittsburgh Steelers fan.
- Played one year of high school basketball as a sophomore.



Sergio Garcia

Height: 5'10" (1.78 m)
Weight: 180 (82 kg)
Age: 40 (January 09, 1980)
Birthplace: Castellon, Spain
Residence: Crans-Montana, Switzerland
Family: Wife, Angela; Azalea Adele, Enzo Akins

Special Interests: Real Madrid FC and CF Borriol (soccer), kids, tennis
Turned Professional: 1999
City plays from: Castellon, Spain

Exempt Status

PGA TOUR Winner, Masters Tournament (thru 2022-23)

Career Victories

PGA TOUR Victories (10):

2001 (2) MasterCard Colonial, Buick Classic. **2002 (1)** Mercedes Championships. **2004 (2)** EDS Byron Nelson Championship, Buick Classic. **2005 (1)** Booz Allen Classic. **2008 (1)** THE PLAYERS Championship. **2012 (1)** Wyndham Championship. **2016 (1)** AT&T Byron Nelson. **2017 (1)** Masters Tournament.

Player Statistics

Career Low Round: 61 - 2014 World Golf Championships-Bridgestone Invitational (Round 2)

Career High FedExCup Rank: #3 : 2008 THE TOUR Championship presented by Coca-Cola

Career High Official World Golf Rank: #2 : 2009 The Honda Classic

Career Largest Paycheck: \$1,980,000 : 2017 Masters Tournament (Finished 1)

2019-20 Season Highlights

Missed the FedExCup Playoffs for the second time in the FedExCup era, finishing No. 135 in the standings. Of 10 made cuts in 12 starts, sole top-25 finish came at the RBC Heritage (T5). Never recorded fewer than four top-25s in 21 prior seasons on the PGA TOUR.

National Team Selections

Ryder Cup : 1999, 2002, 2004, 2006, 2008, 2012, 2014, 2016, 2018 **Olympic Games** : 2016 **World Cup** : 2004, 2009 **Dunhill Cup** : 1999, 2000 **Seve Trophy** : 2000, 2003

Career Records

PGA TOUR (Playoff Record: 6 - 6)

Season	Events	Rounds	1st	2nd	3rd	Top 10	Top 25	Cuts Made	Cuts Missed	WD	FedExCup Rank	Earnings
Total:	365	1241	10	16	11	105	186	308	56	2		\$50,538,497
2020	12	44				1	1	10	2		135	\$658,935
2019	15	44		1		5	6	11	4		72	\$1,793,027
2018	15	38				3	4	7	8		128	\$878,354
2017	17	62	1			3	10	16	1		21	\$3,522,476
2016	15	51	1	1		4	9	13	2		32	\$3,242,156
2015	15	56		2		4	7	15			53	\$2,670,229
2014	16	58		3	2	10	12	15	1		13	\$4,939,606
2013	17	63			1	6	11	17		1	22	\$2,251,139
2012	16	56	1		1	3	8	14	2		17	\$2,510,116
2011	16	61				3	9	15	1		44	\$1,524,091
2010	15	52				1	4	13	2		109	\$936,845
2009	17	58				3	6	14	3		38	\$1,212,522
2008	19	70	1	3		6	11	18	1		3	\$4,858,224
2007	19	66		2	1	7	13	17	2		9	\$3,721,185
2006	17	55			1	5	8	13	3	1		\$1,560,733
2005	20	68	1	1	2	8	13	17	3			\$3,213,375
2004	18	64	2			5	10	16	2			\$3,239,215
2003	20	57				2	4	12	8			\$666,386
2002	21	72		1		9	14	19	2			\$2,401,993
2001	18	60	2	2		8	12	14	4			\$2,898,635
2000	16	52			2	5	8	14	2			\$1,054,338
1999	8	24		1	1	4	6	6	2			\$784,917
1999	1 (A)	4						1				
1998	1 (A)	4						1				
1996	1 (A)	2							1			

(A) - Amateur

Top Tournaments

PGA TOUR									
	THE PLAYERS Championship	Masters Tournament	PGA Championship	U.S. Open	The Open Championship	WGC-HSBC Champions	WGC-Mexico	WGC-Dell Technologies Match Play	WGC-FedEx St. Jude Inv
2020	CNL		CUT			T53	T37		T35
2019	T22	CUT	CUT	T52	T67		T6	T5	T40
2018	T70	CUT	CUT	CUT	CUT		T7	T9	T39
2017	T30	1 (P)	CUT	T21	T37	T9	T12	T30	T39
2016	T54	T34	CUT	T5	T5	T11	T11	T18	
2015	T2 (P)	T17	T54	T18	T6	T28	T31	T34	T37
2014	3	CUT	T35	T35	T2	4	T16	T9	2
2013	T8	T8	T61	T45	T21		T3	T17	T40
2012	T56	T12	CUT	T38	CUT		T60	T33	T29
2011	T12	T35	T12	T7	T9				T53
2010	T47	T45	CUT	T22	T14		T37	4	T22
2009	T22	T38	CUT	T10	T38	T23	T31	T33	T22
2008	1 (P)	CUT	T2	T18	T51		T15	T17	T36
2007	2	CUT	DQ	CUT	2 (P)		T3	T17	T20
2006	T14	46	T3	CUT	T5		T32		T22
2005	T32	CUT	T23	T3	T5		T3	T9	T13
2004	T53	T4	CUT	T20	CUT		T4	T33	T16
2003	CUT	T28	CUT	T35	T10		T12	T33	T30
2002	T4	8	T10	4	T8		7	T9	T58
2001	T50	CUT	CUT	T12	T9				
2000	CUT	T40	T34	T46	T36		T5	T9	
1999		T38	2		CUT		T7		T7
1998					T29				
1996					CUT				

FedExCup Playoffs

	THE NORTHERN TRUST	Dell Technologies Championship	BMW Championship	TOUR Championship
2019	CUT			
2017		T35	T12	T10
2016		T24	T47	
2015			T39	
2014	T57		T4	T9
2013	T37	T4	T18	T9
2012	T3		T24	T15
2011	T32	T31	T12	
2009	T31	26	T6	
2008	T2 (P)	T5	T20	2 (P)
2007	T25	T17	9	4

Personal

- Father, Victor, is his teacher and the teaching professional at home club, the Club de Campo del Mediterraneo. Father has played in nine career PGA TOUR Champions events.
- Started playing golf at age 3 and became club champion at age 12.
- Is club president of soccer team CF Borriol of the Spanish Fourth Division. Made his playing debut for the team in September 2010 when he played eight minutes in CF Borriol's 1-0 defeat of Sporting Ribarroja CF. Continues to play in recreational soccer matches when he gets the chance.
- Huge fan of Real Madrid.
- In 2002 started the Sergio Garcia Foundation that provides grants benefitting numerous health causes to include children cancer research, cerebral palsy and multiple sclerosis in various countries.
- Inaugural "Sergio and Friends" charity golf tournament benefitting children's charities was held in Switzerland the Monday after the 2016 Open Championship.



Brice Garnett^(gar-NET)

Height: 5'11" (1.8 m)
Weight: 175 (79 kg)
Age: 37 (September 06, 1983)
Birthplace: Gallatin, Missouri
Residence: Gallatin, Missouri
Family: Single

Education: Missouri Western State University (2006, Business Finance)
Special Interests: Lounging, boating, cooking, sports, music, friends and family
Turned Professional: 2006
City plays from: Gallatin, MO, United States

Exempt Status

PGA TOUR Tournament winner (thru 2020-21)

Career Victories

PGA TOUR Victories (1):

2018 (1) Corales Puntacana Resort & Club Championship.

Korn Ferry Tour Victories (2):

2017 (2) Utah Championship presented by Zions Bank, WinCo Foods Portland Open presented by Kraft-Heinz.

Player Statistics

Career Low Round: 63 - 2018 Corales Puntacana Resort & Club Championship (Round 1)

Career High FedExCup Rank: #17 : 2018 Safeway Open

Career High Official World Golf Rank: #114 : 2019 Sony Open in Hawaii

Career Largest Paycheck: \$540,000 : 2018 Corales Puntacana Resort & Club Championship (Finished 1)

2019-20 Season Highlights

Qualified for the FedExCup Playoffs for the third consecutive season and fourth total, finishing the season at No. 121 in the FedExCup standings. Claimed five top-25s and made nine cuts in 19 starts, highlighted by T11 results at the Mayakoba Golf Classic and The Honda Classic.

Career Records

PGA TOUR (Playoff Record: 0-0)												
Season	Events	Rounds	1st	2nd	3rd	Top 10	Top 25	Cuts Made	Cuts Missed	WD	FedExCup Rank	Earnings
Total:	152	452	1			8	26	83	69			\$4,814,156
2020	19	58				5	5	9	10		121	\$626,179
2019	28	85				2	6	15	13		104	\$1,019,594
2018	30	95	1			2	6	20	10		61	\$1,466,224
2017	2	4							2			
2016	15	41				2	3	7	8		177	\$446,565
2015	29	79				1	4	12	17		140	\$637,789
2014	28	88				1	2	20	8		121	\$617,805
2012	1	2							1			
(A) - Amateur												

Top Tournaments

PGA TOUR									
	THE PLAYERS Championship	Masters Tournament	PGA Championship	U.S. Open	The Open Championship	WGC-HSBC Champions	WGC-Mexico	WGC-Dell Technologies Match Play	WGC-FedEx St. Jude Inv
2020	CN1								
2019	T35								
2018	T41		T50						
2017				CUT					
2015	CUT								
2012				CUT					

FedExCup Playoffs			
	THE NORTHERN TRUST	Dell Technologies Championship	BMW Championship
2020	CUT		
2019	CUT		
2018	CUT	T12	T35
2014	CUT		

Personal

- Dad introduced him to the game at age 4. As a youngster, played golf with eight friends everyday during the summer.
- Played high school basketball and was an all-conference, all-district and all-region selection.
- Graduated from Missouri Western State University as the most decorated golfer in school history. Was inducted into the university's Golf Hall of Fame in 2012.
- Loves hanging with friends on his nine-hole course. Also enjoys boating, grilling and cooking any kind of food.



Robert Garrigus (GARE-uh-gus)

Height: 5'11" (1.8 m)
Weight: 190 (86 kg)
Age: 42 (November 11, 1977)
Birthplace: Nampa, Idaho
Residence: Phoenix, Arizona
Family: Wife, Ami; Robert, Jr., Andrew

Education: Scottsdale Community College (1995)
Special Interests: Fishing, ballroom dancing
Turned Professional: 1997
City plays from: Banks, OR, United States

Exempt Status

PGA TOUR Past champion beyond 150 in 2019-20 FedExCup (thru 2020-21)

Career Victories

PGA TOUR Victories (1):

2010 (1) Children's Miracle Network Classic.

Player Statistics

Career Low Round: 61 - 2012 Humana Challenge in partnership with the Clinton Foundation (Round 3)

Career High FedExCup Rank: #2 : 2011 Hyundai Tournament of Champions

Career High Official World Golf Rank: #35 : 2013 RBC Heritage

Career Largest Paycheck: \$846,000 : 2010 Children's Miracle Network Classic (Finished 1)

2019-20 Season Highlights

Korn Ferry Tour

LECOM Suncoast Classic - Set the competitive course record at Lakewood National Golf Club with a second-round 10-under 62 and held a share of the lead after 36 holes at 12-under. Went on to finish T11 at 18-under 270 at the LECOM Suncoast Classic.

Career Records

PGA TOUR (Playoff Record: 0 - 3)												
Season	Events	Rounds	1st	2nd	3rd	Top 10	Top 25	Cuts Made	Cuts Missed	WD	FedExCup Rank	Earnings
Total:	351	1072	1	6	3	33	83	205	133	13		\$14,716,394
2020	9	23						3	6		229	\$37,571
2019	11	29					1	4	7		226	\$84,191
2018	27	76				1	5	13	13	1	131	\$702,030
2017	26	72				3	6	14	12		109	\$880,905
2016	21	65				3	6	14	6	1	109	\$1,024,900
2015	25	66					2	11	12	2	174	\$253,699
2014	25	80				2	7	15	9	1	99	\$1,095,474
2013	22	65				2	8	13	8	1	91	\$1,132,355
2012	26	89		4		8	14	19	6	1	23	\$3,206,530
2011	26	83		1	1	3	6	17	8	2	74	\$1,503,923
2010	22	71	1	1		3	3	14	7	1	107	\$1,583,275
2009	25	83				1	8	17	7	1	109	\$657,204
2008	29	90			1	2	6	18	9	2	156	\$756,732
2007	28	95			1	4	7	18	10		96	\$1,260,010
2006	28	83				1	4	15	12			\$537,595
2004	1	2							1			

(A) - Amateur

Top Tournaments

PGA TOUR										
	THE PLAYERS Championship	Masters Tournament	PGA Championship	U.S. Open	The Open Championship	WGC-HSBC Champions	WGC-Mexico	WGC-Dell Technologies Match Play	WGC-FedEx St. Jude Inv	
2018	CUT									
2017	CUT									
2015	CUT									
2014	CUT									
2013	CUT	T38	T25	W/D	CUT		65	T5		
2012	CUT	CUT	T21	CUT		T51				
2011	73		T62	T3	CUT					
2008	CUT			CUT						
2007	CUT									
2004				CUT						

FedExCup Playoffs

	THE NORTHERN TRUST	Dell Technologies Championship	BMW Championship	TOUR Championship
2017	CUT			
2016	W/D			
2014	CUT	CUT		
2013	CUT	CUT		
2012	T71	T42	T4	T10
2011	CUT	T59		
2010	T52			
2009	CUT			
2007	T9	T65		

Personal

- Favorite college team is the Oregon Ducks. Favorite professional team is the Chicago Bears.
- Is involved in ballroom dancing with wife, Ami.
- Father, Tom, won a silver medal in trap shooting at the 1968 Mexico City Summer Olympics. He coached the U.S. Olympic shooting team and carried the torch at one of the Olympic ceremonies.
- Noted for using a short putter (28 inches). Lists making a hole-in-one at the PLAYERS Championship as his biggest thrill in golf. Biggest thrill outside of golf is catching a 10-pound bass.



Brian Gay

Height: 5'10" (1.78 m)
Weight: 165 (75 kg)
Age: 48
Birthplace: Fort Worth, Texas
Residence: Windermere, Florida
Family: Wife, Kimberly; Makinley Kathryn, Brantley Olivia

Education: University of Florida
Special Interests: Stock market, Florida Gators football, Orlando Magic basketball
Turned Professional: 1994
City plays from: Windermere, FL, United States

Exempt Status

PGA TOUR Top 125 in 2019-20 FedExCup standings (thru 2020-21)

Career Victories

PGA TOUR Victories (4):

2008 (1) Mayakoba Golf Classic at Riviera Maya-Cancun. **2009 (2)** Verizon Heritage, St. Jude Classic presented by FedEx.
2013 (1) Humana Challenge in partnership with the Clinton Foundation.

Player Statistics

Career Low Round: 62 - 2018 Wyndham Championship (Round 3)

Career High FedExCup Rank: #1 : 2013 Humana Challenge in partnership with the Clinton Foundation

Career High Official World Golf Rank: #35 : 2009 John Deere Classic

Career Largest Paycheck: \$1,026,000 : 2009 Verizon Heritage (Finished 1)

2019-20 Season Highlights

Qualified for the FedExCup Playoffs for the fourth consecutive season and 11th overall, ending the season at No. 115 in the FedExCup standings. Recorded two top-10s, highlighted by a T3 at the Bermuda Championship, and made 10 cuts in 23 starts.

PGA TOUR

Shriners Hospitals for Children Open - Carded four scores in the 60s to finish T7 at the Shriners Hospitals for Children Open, his first top-10 in 18 starts at the event. **Bermuda Championship** - Finished T3 at the Bermuda Championship, his best result in an individual stroke-play event since The 2017 RSM Classic (3rd).

National Team Selections

Walker Cup : 1993

Career Records

PGA TOUR (Playoff Record: 1 - 1)												
Season	Events	Rounds	1st	2nd	3rd	Top 10	Top 25	Cuts Made	Cuts Missed	WD	FedExCup Rank	Earnings
Total:	599	1897	4	4	5	51	138	365	227	8		\$22,902,945
2020	23	63			1	2	4	10	13		115	\$702,647
2019	28	89			1	2	6	19	8	1	119	\$1,029,440
2018	30	101			1	6	12	22	8		59	\$2,152,501
2017	25	78			1	3	4	16	9		112	\$942,372
2016	13	34				1	1	4	9		189	\$280,619
2014	26	79				1	2	15	10	1	140	\$605,368
2013	24	79	1			1	2	16	7	1	57	\$1,426,017
2012	28	87				3	4	18	10		109	\$960,658
2011	26	90				3	9	18	8		82	\$1,157,525
2010	30	98		1		2	10	21	9	1	54	\$1,521,663
2009	27	96	2			4	8	21	5	1	21	\$3,201,295
2008	31	102	1	1		6	12	20	10	1	46	\$2,205,513
2007	32	107				2	8	21	11		78	\$1,114,571
2006	31	107				2	10	22	9			\$1,037,600
2005	33	99			1	1	5	19	13	1		\$689,862
2004	32	94				1	6	16	16			\$645,194
2003	34	97				1	4	15	19			\$447,647
2002	34	115		1		4	10	24	10			\$926,735
2001	32	112		1		5	12	23	9			\$1,299,361
2000	33	99				1	8	17	16			\$482,028
1999	26	69					1	8	17	1		\$74,329
1996	1	2							1			

(A) - Amateur

Top Tournaments

PGA TOUR	THE PLAYERS Championship	Masters Tournament	PGA Championship	U.S. Open	The Open Championship	WGC-HSBC Champions	WGC-Mexico	WGC-Dell Technologies Match Play	WGC-FedEx St. Jude Inv
2020	CUT								
2019	T56		W/D						
2018	T72		79	T20					
2017	CUT								
2016					CUT				
2014	CUT					T46			
2013	CUT	T38	CUT				T35		T63
2012	T46								
2011	T12		CUT	T63					
2010	CUT	CUT	T65	CUT	CUT		T30	T9	
2009	W/D		CUT	CUT		T25			79
2008	T32		T20						
2007	CUT								
2006	CUT								
2005	T75								
2004									
2003	CUT		T51	CUT					
2002	T63		T53	CUT					
2001	T40		T22		CUT				
2000				CUT					
1996				CUT					

FedExCup Playoffs

	THE NORTHERN TRUST	Dell Technologies Championship	BMW Championship	TOUR Championship
2020	CUT			
2019	CUT			
2018	T62		T45	
2017	CUT			
2013	T43		T65	
2012	T54			
2011	CUT	CUT		
2010	T21	CUT	T30	
2009	T12	T54	T55	T28
2008	CUT	T50	T13	
2007	T41	T70		

Personal

- An only child, is the son of a U.S. Army officer who grew up learning the game at Fort Rucker Golf Course in Alabama. Spent much of his early teenage years playing with his father and other military retirees.
- In 2010, was inducted into the University of Florida Athletic Hall of Fame. Competed for the Gators from 1991-94, winning four consecutive SEC Championships and the 1993 NCAA National Championship.



Michael Gellerman

Height: 5'10" (1.78 m)
Weight: 190 (86 kg)
Age: 28 (August 10, 1992)
Birthplace: Tucson, Arizona
Residence: Edmond, Oklahoma
Family: Wife, Allie

Education: University of Oklahoma (2015, Communications)
Special Interests: Watching sports, particularly football and basketball, fishing
Turned Professional: 2015
City plays from: Sterling, KS, United States

Exempt Status

PGA TOUR Top 50 from 2019 Korn Ferry Tour (thru 2020-21)

Career Victories

Korn Ferry Tour Victories (1):

2019 (1) KC Golf Classic.

Player Statistics

Career Low Round: 66 - 2020 3M Open (Round 4)

Career High FedExCup Rank: #68 : 2020 Sanderson Farms Championship

Career High Official World Golf Rank: #289 : 2019 John Deere Classic

Career Largest Paycheck: \$27,390 : 2020 Sony Open in Hawaii (Finished 38)

Career Records

PGA TOUR (Playoff Record: 0 - 0)

Season	Events	Rounds	1st	2nd	3rd	Top 10	Top 25	Cuts Made	Cuts Missed	WD	FedExCup Rank	Earnings
Total:	15	42						7	8			\$125,992
2020	15	42						7	8		206	\$125,992

(A) - Amateur

Personal

- Grew up on a nine-hole course in Sterling, Kansas that did not have bunkers or a driving range. Played every day and did not work with a coach until college.
- Played high school basketball, starting his junior and senior years.
- Won his first professional title at the Korn Ferry Tour's KC Golf Classic, three hours from his hometown and on Mother's Day. On his 27th birthday, received his PGA TOUR card by finishing in The 25 on the Korn Ferry Tour.
- Favorite college teams include University of Oklahoma and University of Arizona. Favorite professional team is the Oklahoma City Thunder.
- Bucket list includes traveling through Europe.
- Hobbies include Fortnite.



Doug Ghim

Height: 5'9" (1.75 m)
Weight: 165 (75 kg)
Age: 24 (April 16, 1996)
Birthplace: Des Plaines, IL
Residence: Las Vegas, NV

Education: University of Texas (2018, Government)
Turned Professional: 2018
City plays from: Arlington Heights, IL, United States

Exempt Status

PGA TOUR Top 50 from 2019 Korn Ferry Tour (thru 2020-21)

Career Victories

None.

Player Statistics

Career Low Round: 63 - 2019 Farmers Insurance Open (Round 1)
Career High FedExCup Rank: #31 : 2020 A Military Tribute at The Greenbrier
Career High Official World Golf Rank: #320 : 2019 Travelers Championship
Career Largest Paycheck: \$154,840 : 2019 AT&T Byron Nelson (Finished 12)

National Team Selections

Arnold Palmer Cup : 2016, 2017 **Walker Cup** : 2017

Career Records

PGA TOUR (Playoff Record: 0-0)												
Season	Events	Rounds	1st	2nd	3rd	Top 10	Top 25	Cuts Made	Cuts Missed	WD	FedExCup Rank	Earnings
Total:	29	76					6	12	16	1		\$547,325
2020	16	40					2	5	11		184	\$187,442
2019	6	19					2	3	3			\$243,356
2018	5	11					2	3		1		\$116,527
2018	2 (A)	6						1	1			

(A) - Amateur

Top Tournaments

PGA TOUR									
THE PLAYERS Championship	Masters Tournament	PGA Championship	U.S. Open	The Open Championship	WGC-HSBC Champions	WGC-Mexico	WGC-Dell Technologies Match Play	WGC-FedEx St. Jude Inv	
2018	150		CUT						

Personal

- Parents are Jeff and Susan, who were both born in South Korea and met in Chicago after moving to the United States at different times. Susan immigrated to the U.S. in the mid 1970s, while Jeff moved following military service in South Korea. With Susan a flight attendant, Jeff worked for several years in architecture.
- Stays connected with University of Texas alumni including Jordan Spieth and Ben Crenshaw.
- Lives in Las Vegas with roommate Maverick McNealy. Before getting their TOUR cards at the same time, teamed up at the Walker Cup.
- When not playing golf, enjoys music and going to shows, and following sports, especially Chicago sports teams, including the Cubs.
- One superstition is to always keep his golf ball in his left pocket and tees in his right pocket
- His earliest golf memory was meeting Jason Day at a Korn Ferry Tour event in Chicago when Day was 19. He later shared the story with Day at the Masters.
- Supports the American Junior Golf Association's ACE Grant, which provides financial assistance to young men and women who aspire to earn a college golf scholarship through competitive junior golf.
- Earned his degree in government after promising his parents he would graduate. Older Sister, Deborah, graduated from Harvard



Rhein Gibson (REE-in)

Height: 6'2" (1.88 m)
Weight: 180 (82 kg)
Age: 34 (February 01, 1986)
Birthplace: Bendigo, Victoria, Australia
Residence: Edmond, Oklahoma
Family: Wife, Nancy

Education: Oklahoma Christian University (2008, Finance)
Special Interests: Fishing, boating, hunting
Turned Professional: 2009
City plays from: Edmond, OK, United States

Exempt Status

PGA TOUR Top 50 from 2019 Korn Ferry Tour (thru 2020-21)

Career Victories

Korn Ferry Tour Victories (1):

2019 (1) BMW Charity Pro-Am presented by SYNnex Corporation.

Player Statistics

Career Low Round: 64 - 2020 The RSM Classic (Round 2)

Career High FedExCup Rank: #56 : 2020 A Military Tribute at The Greenbrier

Career High Official World Golf Rank: #246 : 2017 Hero World Challenge

Career Largest Paycheck: \$34,461 : 2020 Safeway Open (Finished 33)

Career Records

PGA TOUR (Playoff Record: 0 - 0)

Season	Events	Rounds	1st	2nd	3rd	Top 10	Top 25	Cuts Made	Cuts Missed	WD	FedExCup Rank	Earnings
Total:	37	108					1	20	17			\$358,534
2020	16	50						10	6		192	\$182,113
2016	20	54					1	9	11		199	\$155,578
2014	1	4						1				\$20,844

(A) - Amateur

Top Tournaments

PGA TOUR	THE PLAYERS Championship	Masters Tournament	PGA Championship	U.S. Open	The Open Championship	WGC-HSBC Champions	WGC-Mexico	WGC-Dell Technologies Match Play	WGC-FedEx St. Jude Inv
2014					72				

Personal

- In May 2012, shot a 16-under-par 55 at River Oaks GC in Edmond, Okla., a round later recognized by the Guinness Book of World as the lowest of all time.
- Biggest thrill in golf was playing in the 2014 Open Championship.
- Favorite golf course played is Royal Dornoch in Scotland.
- Biggest thrill outside golf was getting married.
- Favorite pro team is the Oklahoma City Thunder and favorite athlete is Roger Federer.
- Played with Tiger Woods and Jordan Spieth at The Open Championship.
- Says he would like to trade places with Rob Dyrdek for a day because he is very funny on TV.
- Not many people know he likes classic cars and has a 1971 GMC pickup truck.
- Bucket list includes playing Augusta National and retiring at 35.
- Dream foursome includes his father, Ben Hogan and Greg Norman.



Michael Gligic^(GLIGG-ick)

Height: 6'4" (1.93 m)

Weight: 190 (86 kg)

Age: 31 (September 19, 1989)

Birthplace: Burlington, Ontario, Canada

Residence: Kitchener, Ontario, Canada

Family: Wife, Natasha

Turned Professional: 2008

City plays from: Kitchener, ON, Canada

Exempt Status

PGA TOUR Top 50 from 2019 Korn Ferry Tour (thru 2020-21)

Career Victories

Korn Ferry Tour Victories (1):

2019 (1) Panama Championship.

Mackenzie Tour-PGA TOUR Canada Victories (1):

2012 (1) ATB Financial Classic presented by TELUS.

Player Statistics

Career Low Round: 65 - 2020 3M Open (Round 4)

Career High FedExCup Rank: #106 : 2020 Houston Open

Career High Official World Golf Rank: #342 : 2019 John Deere Classic

Career Largest Paycheck: \$63,399 : 2020 The American Express (Finished 21)

Career Records

PGA TOUR (Playoff Record: 0-0)

Season	Events	Rounds	1st	2nd	3rd	Top 10	Top 25	Cuts Made	Cuts Missed	WD	FedExCup Rank	Earnings
Total:	22	56					2	8	14			\$238,411
2020	18	48					2	8	10		168	\$238,411
2019	1	2							1			
2018	1	2							1			
2014	1	2							1			
2012	1	2							1			

(A) - Amateur

Personal

- Wife, Natasha, owns a pet accessory business called Walk in the Bark. The logo is a silhouette of their dog.
- One superstition is he always uses a quarter as ball marker
- Brother, David, is autistic. Supports various charities associated with autism.
- Played hockey and baseball growing up. Spent 12 years as a hockey goalie before deciding to pursue golf.
- Finished final semester of high school online so he could move to the Orlando area to work with Sean Foley, who he met at age 13.



Lucas Glover

Height: 6'2" (1.88 m)
Weight: 195 (88 kg)
Age: 40 (November 12, 1979)
Birthplace: Greenville, South Carolina
Residence: Tequesta, Florida
Family: Wife, Krista; Lucille, Lucas Glover, Jr.

Education: Clemson University (2005, Communication Studies)
Special Interests: Music, fishing
Turned Professional: 2001
City plays from: Jupiter, FL, United States

Exempt Status

PGA TOUR Top 125 in 2019-20 FedExCup standings (thru 2020-21)

Career Victories

PGA TOUR Victories (3):

2005 (1) FUNAI Classic at the WALT DISNEY WORLD Resort. **2009 (1)** U.S. Open Championship. **2011 (1)** Wells Fargo Championship.

Korn Ferry Tour Victories (1):

2003 (1) Gila River Classic at Wild Horse Pass Resort.

2019-20 Season Highlights

Advanced to the FedExCup Playoffs for a 10th time and fourth in a five-season period, finishing the season No. 118 in the FedExCup standings. Made 12 cuts in 21 starts, highlighted by a T9 at the Shriners Hospitals for Children Open.

PGA TOUR

Shriners Hospitals for Children Open - Held a share of the 36-hole lead at the Shriners Hospitals for Children Open en route to a T9. Fell to 0-for-8 for his career in converting the 36-hole lead/co-lead to victory.

National Team Selections

Presidents Cup : 2007, 2009 **Walker Cup** : 2001 **Palmer Cup** : 2000, 2001

Career Records

PGA TOUR (Playoff Record: 1 - 0)												
Season	Events	Rounds	1st	2nd	3rd	Top 10	Top 25	Cuts Made	Cuts Missed	WD	FedExCup Rank	Earnings
Total:	429	1364	3	1	4	50	127	275	151	4		\$23,484,655
2020	21	67				1	5	12	9		118	\$728,355
2019	26	90				7	16	21	5		29	\$2,613,965
2018	18	61				1	4	15	3		135	\$789,382
2017	26	90			1	4	8	21	5		43	\$1,955,822
2016	23	75				2	6	15	8		106	\$948,927
2015	26	79					6	15	11		147	\$515,241
2014	26	66					1	7	19		185	\$210,166
2013	23	65				2	3	10	12	1	114	\$747,812
2012	16	41						6	10	1	219	\$67,112
2011	23	74	1			1	6	15	7	1	45	\$1,823,327
2010	23	74			1	3	8	16	7		74	\$1,511,275
2009	26	93	1	1	1	6	12	21	5		17	\$3,692,580
2008	26	91				2	8	20	6		49	\$998,491
2007	29	97				3	13	22	6	1	35	\$1,664,167
2006	31	101				9	17	23	8			\$2,587,982
2005	28	86	1		1	7	9	16	12			\$2,050,068
2004	30	91				2	5	17	13			\$557,454
2002	6	17						2	4			\$16,349
2001	2	6						1	1			\$6,180

(A) - Amateur

Top Tournaments

PGA TOUR	THE PLAYERS Championship	Masters Tournament	PGA Championship	U.S. Open	The Open Championship	WGC-HSBC Champions	WGC-Mexico	WGC-Dell Technologies Match Play	WGC-FedEx St. Jude Inv
2020	CN1		CUT			149	161		
2019	CUT		T16		T20				
2018	T72				CUT	T50			
2017	T6		T33		CUT				
2016					CUT				
2015					CUT				
2014	CUT	T42			CUT				
2013	CUT	49	CUT		CUT				
2012	CUT	CUT	CUT		CUT				
2011	T50	CUT	CUT		T42	T12			T23
2010	3	T36	CUT		T58	T48	T56	T33	T22
2009	CUT		5		1	CUT			T19
2008	CUT					T78			T63
2007	CUT	T20	T50		CUT	T27	T26	T33	
2006	CUT	CUT	T46		CUT		T13	T33	T4
2005			CUT						
2002					CUT				

FedExCup Playoffs

	THE NORTHERN TRUST	Dell Technologies Championship	BMW Championship	TOUR Championship
2020	CUT			
2019	T43		T7	T29
2017	T40	T30	T12	
2016	T70			
2013	W/D			
2011	CUT	T21	T31	
2010	CUT	T65		
2009	CUT	T36	66	T10
2008	T55	T50	T13	
2007	CUT	T14	T14	

Player Statistics

Career Low Round: 61 - 2019 Shriners Hospitals for Children Open (Round 3)

Career High FedExCup Rank: #5 : 2009 Wyndham Championship

Career High Official World Golf Rank: #15 : 2009 Frys.com Open

Career Largest Paycheck: \$1,350,000 : 2009 U.S. Open Championship (Finished 1)

Personal

- A passionate Clemson Tigers sports fan.
- An avid reader, particularly mysteries and thrillers. Read four books during the week of his rainy 2009 U.S. Open victory.
- Credits his grandfather, Dick Hendley, for giving him his start in golf. Grandfather gave him a cut-down club when he was 3 and first took him to the Masters at age 6. Hendley was a standout in football and baseball at Clemson, where he is a Hall of Fame member and played one season (1951) with the NFL's Pittsburgh Steelers. Was inducted into the Clemson Athletic Hall of Fame in the fall 2007.
- Swing coach Dick Harmon passed away in February 2006, and Glover served as a pallbearer and was among those who delivered eulogies at the funeral.



Fabián Gómez (fah-BEE-un)

Height: 5'8" (1.73 m)
Weight: 163 (74 kg)
Age: 41 (October 27, 1978)
Birthplace: Resistencia, Chaco, Argentina
Residence: Resistencia, Chaco, Argentina
Family: Wife, Pamela; Melina, Valentina

Special Interests: Soccer, movies, music
Turned Professional: 2002
City plays from: Chaco, Argentina

Exempt Status

PGA TOUR Top 50 from 2019 Korn Ferry Tour (thru 2020-21)

Career Victories

PGA TOUR Victories (2):

2015 (1) FedEx St. Jude Classic. **2016 (1)** Sony Open in Hawaii.

Korn Ferry Tour Victories (1):

2010 (1) Chitimacha Louisiana Open.

PGA TOUR Latinoamerica Victories (3):

2013 (1) Personal Classic presented by BlackBerry. **2014 (1)** Personal Classic. **2015 (1)** Personal Classic presentado por NEC.

Mackenzie Tour-PGA TOUR Canada Victories (1):

2009 (1) Argentine Masters.

2019-20 Season Highlights

Recorded two top-10s, his most in a season since 2015-16, and finished the season No. 126 in the FedExCup standings, two points outside of the FedExCup Playoffs. Made 10 cuts in 19 starts, highlighted by a T3 at the Barracuda Championship.

PGA TOUR

Barracuda Championship - Recorded a bogey-free, 16-point final round at the Barracuda Championship to finish T3, his best finish on TOUR since winning the 2016 Sony Open in Hawaii.

National Team Selections

World Cup : 2013 **Olympic Games** : 2016

Career Records

PGA TOUR (Playoff Record: 1 - 0)

Season	Events	Rounds	1st	2nd	3rd	Top 10	Top 25	Cuts Made	Cuts Missed	WD	FedExCup Rank	Earnings
Total:	193	582	2	1	1	10	31	107	83	3		\$6,641,473
2020	19	55			1	2	4	10	9		126	\$564,722
2019	20	62					4	11	9		169	\$433,027
2018	28	84					4	16	12		162	\$437,032
2017	21	59					3	10	10	1	171	\$332,352
2016	26	79	1			4	6	16	9	1	40	\$2,227,040
2015	26	83	1			2	4	16	10		64	\$1,651,012
2014	4	11						2	2		247	\$27,616
2013	23	65		1		1	3	10	12	1	133	\$586,942
2011	26	84				1	3	16	10		167	\$381,730

(A) - Amateur

Top Tournaments

PGA TOUR	THE PLAYERS Championship	Masters Tournament	PGA Championship	U.S. Open	The Open Championship	WGC-HSBC Champions	WGC-Mexico	WGC-Dell Technologies Match Play	WGC-FedEx St. Jude Inv
2017	CUT								
2016	T74	CUT	CUT		CUT		58	T51	T46
2015			CUT						T67

FedExCup Playoffs

THE NORTHERN TRUST	Dell Technologies Championship	BMW Championship	TOUR Championship
2016 T60	T5	T47	
2015 71	T33	T39	

Personal

- Grew up playing the same course, Chaco GC, as Jose Coceres and Emiliano Grillo.
- Hosts the Fabian Gomez Classic at Chaco Golf Club in September to benefit charity in Argentina.
- Favorite professional team is Boca Juniors, a soccer team from Argentina.
- Lists Tiger Woods and legendary Argentine soccer player Diego Maradona as his heroes.
- Got started in the game by serving as a caddie at age 8.



Talor Gooch

Height: 6'0" (1.83 m)
Weight: 200 (91 kg)
Age: 28 (November 14, 1991)
Birthplace: Midwest City, Oklahoma
Residence: Midwest City, Oklahoma
Family: Wife, Ally

Education: Oklahoma State University Education, 2014
Special Interests: Oklahoma City Thunder, Oklahoma State athletics
Turned Professional: 2014
City plays from: Edmond, OK, United States

Exempt Status

PGA TOUR Top 125 in 2019-20 FedExCup standings (thru 2020-21)

Career Victories

Korn Ferry Tour Victories (1):

2017 (1) News Sentinel Open presented by Pilot.

Player Statistics

Career Low Round: 64 - 2020 The Genesis Invitational (Round 3)
Career High FedExCup Rank: #27 : 2019 Farmers Insurance Open
Career High Official World Golf Rank: #138 : 2020 THE NORTHERN TRUST
Career Largest Paycheck: \$411,800 : 2019 Farmers Insurance Open (Finished 3)

2019-20 Season Highlights

Finished No. 60 in the FedExCup standings, qualifying for the FedExCup Playoffs for the second consecutive season and advancing to the BMW Championship for the first time in three seasons on TOUR. Recorded nine top-25s on the season, highlighted by top-10s at the Houston Open (T4) and The Genesis Invitational (T10). Made 18 cuts in 24 starts.

PGA TOUR

Houston Open - Held a share of the first-round lead at the Houston Open en route to a T4. Marked his first career lead/co-lead after any round on the PGA TOUR. Played the par-4s in 6-under, tied with Harris English for best in the field. **Wyndham Championship** - Opened with matching 65s at the Wyndham Championship to hold a share of the 36-hole lead before finishing T25. Had never previously recorded multiple scores of 65 or better in a PGA TOUR event nor held a 36-hole lead/co-lead.

Career Records

PGA TOUR (Playoff Record: 0 - 0)												
Season	Events	Rounds	1st	2nd	3rd	Top 10	Top 25	Cuts Made	Cuts Missed	WD	FedExCup Rank	Earnings
Total:	70	215			1	4	19	41	27	2		\$3,142,673
2020	24	83				2	9	18	5	1	60	\$1,398,171
2019	17	54			1	2	5	10	7		101	\$1,067,089
2018	27	72					5	12	14	1	139	\$654,200
2017	1	4						1				\$23,213
2014	1	2							1			

(A) - Amateur

Top Tournaments

PGA TOUR									
	THE PLAYERS Championship	Masters Tournament	PGA Championship	U.S. Open	The Open Championship	WGC-HSBC Champions	WGC-Mexico	WGC-Dell Technologies Match Play	WGC-FedEx St. Jude Inv
2020	CN1		CUT						
2019	CUT								
2017				66					

FedExCup Playoffs

	THE NORTHERN TRUST	Dell Technologies Championship	BMW Championship	TOUR Championship
2020	T18		T65	
2019	T71			

Personal

- Uses a quarter from the 1960s as a ball marker.
- Father Ron Gooch spent five seasons in the minor league system of the Texas Rangers.
- Dream foursome would include his dad, Kelsey Cline and Steve Ball.
- Favorite pro sports team is the Dallas Cowboys.



Will Gordon

Height: 6'3" (1.9 m)
Weight: 205 (93 kg)
Age: 24 (July 28, 1996)
Birthplace: Davidson, North Carolina
Residence: Charlotte, North Carolina
Family: Single

Education: Vanderbilt University 2019, Human and Organizational Development
Special Interests: College basketball, music concerts, spending time lakeside
City plays from: Davidson, NC, United States

Exempt Status

PGA TOUR Top 125 non-member 2019-20 (thru 2020-21)

Career Victories

None.

Player Statistics

Career Low Round: 62 - 2020 Travelers Championship (Round 2)

Career High FedExCup Rank:

Career High Official World Golf Rank: #189 : 2020 TOUR Championship

Career Largest Paycheck: \$436,600 : 2020 Travelers Championship (Finished 3)

2019-20 Season Highlights

Recorded two top-10s and earned enough non-member FedExCup points to secure membership for the 2020-21 season via the Top 125 Non-Member category. Accepted Special Temporary Membership for the remainder of the season following a T3 at the Travelers Championship, his best result of the season. Made seven cuts in 11 starts. Led the PGA TOUR in Bounce Back (31.33%).

PGA TOUR

The RSM Classic - Collected his first career top-10 on TOUR at The RSM Classic (T10). Earned a spot in the field at the Sony Open in Hawaii for finishing in the top 10. **Travelers Championship** - Finished T3 at the Travelers Championship to earn enough non-member FedExCup points to qualify for Special Temporary Membership. Shot a second-round 62, his first career sub-65 score on TOUR. Led the field in Birdies with 27.

Career Records

PGA TOUR (Playoff Record: 0 - 0)

Season	Events	Rounds	1st	2nd	3rd	Top 10	Top 25	Cuts Made	Cuts Missed	WD	FedExCup Rank	Earnings
Total:	12	32			1	2	4	8	4			\$794,439
2020	11	32			1	2	4	7	4			\$773,220
2019	1							1				\$21,219

(A) - Amateur

Personal

- Favorite place to visit is the Caribbean. Enjoys snorkeling.
- Favorite athletes are Steph Curry and Cam Newton.
- Fan of the NFL's Carolina Panthers and the Davidson Wildcats basketball team.
- Favorite artists are Eric Church, Mat Kearney and Elevator Worship.



Branden Grace

Height: 5'10" (1.78 m)
Weight: 171 (78 kg)
Age: 32 (May 20, 1988)
Birthplace: Pretoria, South Africa
Residence: George, South Africa
Family: Wife, Niece; Roger James

Special Interests: Water sports, movies
Turned Professional: 2007
City plays from: George, South Africa

Exempt Status

PGA TOUR Top 125 in 2018-19 FedExCup standings (thru 2020-21)

Career Victories

PGA TOUR Victories (1):

2016 (1) RBC Heritage.

Player Statistics

Career Low Round: 62 - 2018 AT&T Byron Nelson (Round 4)

Career High FedExCup Rank: #17 : 2016 Valero Texas Open

Career High Official World Golf Rank: #10 : 2016 Travelers Championship

Career Largest Paycheck: \$1,062,000 : 2016 RBC Heritage (Finished 1)

National Team Selections

Presidents Cup : 2013, 2015, 2017 **World Cup** : 2013

Career Records

PGA TOUR (Playoff Record: 0-0)

Season	Events	Rounds	1st	2nd	3rd	Top 10	Top 25	Cuts Made	Cuts Missed	WD	FedExCup Rank	Earnings
Total:	137	431	1	1	2	17	36	99	37	2		\$9,283,190
2020	16	41				1	2	6	10	1	165	\$354,443
2019	22	68		1		2	2	16	6		77	\$1,373,185
2018	18	64			1	2	7	16	2		88	\$1,529,289
2017	20	63				2	7	16	3	1	80	\$1,315,054
2016	18	60	1			6	9	14	4		41	\$2,878,868
2015	13	44			1	4	6	11	2			\$1,471,160
2014	11	31					1	7	4			\$82,868
2013	12	34					1	7	5			\$170,459
2012	6	22					1	5	1			\$82,325
2009	1	4						1				\$25,539

(A) - Amateur

Top Tournaments

PGA TOUR	THE PLAYERS Championship	Masters Tournament	PGA Championship	U.S. Open	The Open Championship	WGC-HSBC Champions	WGC-Mexico	WGC-Dell Technologies Match Play	WGC-FedEx St. Jude Inv
2020	CN1						T42		
2019	T72	T58	CUT	CUT	T51	T41	T33	T9	
2018	T46	T24	T27	T25	CUT	T15	T30	T29	T63
2017	T48	T27	CUT	T50	T6	T30	T32	T39	T28
2016	T57	CUT	T4	T5	T72	T5	T23	T18	T10
2015	T42	CUT	3	T4	T20		54	T9	T17
2014		CUT	T46		T36	T39	T40	T33	T23
2013	T48	T18	CUT	CUT	T64		T49	T33	T65
2012			CUT	T51	T77	T62	T35		T36
2009					T43				

FedExCup Playoffs

THE NORTHERN TRUST	Dell Technologies Championship	BMW Championship	TOUR Championship
2019	T30		
2018	CUT	T43	
2017	CUT	T25	
2016	CUT	T41	T32

Personal

- A graduate of the Ernie Els and Fancourt Foundation, which recognizes and helps nurture the careers of young golfers.
- Grew up idolizing Tiger Woods.
- Played rugby, cricket and field hockey growing up, but decided to focus on golf when he turned 15.
- The best golf tip he's ever received is to just "keep it simple."
- He is a patron of the South African Disabled Golf Association.



Lanto Griffin (LON-toe)

Height: 6'3" (1.91 m)
Weight: 190 (86 kg)
Age: 32 (June 15, 1988)
Birthplace: Mount Shasta, California
Residence: Ponte Vedra Beach, Florida
Family: Single

Education: Virginia Commonwealth University (2010, Marketing)
Special Interests: Working out, cooking, hanging out with friends
Turned Professional: 2010
City plays from: Blacksburg, VA, United States

Exempt Status

PGA TOUR Tournament winner (thru 2022-23)

Career Victories

PGA TOUR Victories (1):

2020 (1) Houston Open.

Korn Ferry Tour Victories (2):

2017 (1) Nashville Golf Open Benefitting the Snedeker Foundation. **2019 (1)** Robert Trent Jones Golf Trail Championship.

PGA TOUR Latinoamerica Victories (1):

2015 (1) Roberto De Vincenzo Punta del Este Open Copa NEC.

2019-20 Season Highlights

Won his first career PGA TOUR title at the Houston Open and advanced to the TOUR Championship for the first time in his career, finishing the season tied with Abraham Ancer for No. 18 in the FedExCup standings. Marked his first career appearance in the FedExCup Playoffs. Took over the lead in the FedExCup standings for the first time in his career following the win at the Houston Open and held it for a total of four weeks. Collected four top-10s and made the cut in 21 of 27 starts.

PGA TOUR

Houston Open - Won the Houston Open by one shot over Scott Harrington and Mark Hubbard, earning his first career victory on the PGA TOUR in his 33rd start at age 31 years, 120 days. Represented first career top-10, becoming the first player to win after entering the week with no career top-10s since Dylan Frittelli at the 2019 John Deere Classic. Became the first player to win after recording at least one score of 74 or higher (74/R2) since Brooks Koepka at the 2019 PGA Championship. Moved to No. 1 in the FedExCup standings, cracking the top 10 for the first time in his career.

Career Records

PGA TOUR (Playoff Record: 0 - 0)												
Season	Events	Rounds	1st	2nd	3rd	Top 10	Top 25	Cuts Made	Cuts Missed	WD	FedExCup Rank	Earnings
Total:	55	170	1			4	15	34	21			\$3,546,966
2020	27	92	1			4	14	21	6		18	\$3,188,586
2018	26	74					1	13	13		171	\$358,380
2011	2	4							2			

(A) - Amateur

Top Tournaments

PGA TOUR	THE PLAYERS Championship	Masters Tournament	PGA Championship	U.S. Open	The Open Championship	WGC-HSBC Champions	WGC-Mexico	WGC-Dell Technologies Match Play	WGC-FedEx St. Jude Inv
2020	CNL		T19				T29		
2018				CUT					

FedExCup Playoffs

THE NORTHERN TRUST	Dell Technologies Championship	BMW Championship	TOUR Championship
2020 T58		T10	T18

Personal

- Played all four years at Virginia Commonwealth University with fellow professional Rafael Campos. The pair lived together in a small two-bedroom loft apartment a quarter-mile from campus.
- Favorite golf memory is playing 45 holes a day at his local nine-hole course every weekend.
- Dream foursome includes Ken Griffey Jr., Jimmy Fallon and Jerry Rice. Would like to be on "The Tonight Show Starring Jimmy Fallon" because "he is hysterical and talented."
- Not many people know he has never eaten red meat and that his diet consists of fish and poultry.
- Is involved with the Boys & Girls Club of Roanoke Valley because he "enjoys helping local kids who need some guidance."
- Was named after a spiritual master (Lord Lanto) and is very thankful for his balanced upbringing.



Emiliano Grillo (GREE-IO)

Height: 5'9" (1.75 m)
Weight: 175 (64 kg)
Age: 28 (September 14, 1992)
Birthplace: Resistencia, Argentina
Residence: Bradenton, Florida
Family: Wife, Macarena

Special Interests: Fishing, basketball, football
Turned Professional: 2011
City plays from: Argentina

Exempt Status

PGA TOUR Top 125 in 2019-20 FedExCup standings (thru 2020-21)

Career Victories

PGA TOUR Victories (1):

2016 (1) Frys.com Open.

Korn Ferry Tour Victories (1):

2015 (1) Web.com Tour Championship.

PGA TOUR Latinoamerica Victories (1):

2014 (1) VISA Open de Argentina presentado por Peugeot.

2019-20 Season Highlights

Advanced to the FedExCup Playoffs for the fifth time in his fifth season as a member, finishing the season No. 93 in the FedExCup standings. Failed to qualify for the BMW Championship for the first time in his career. Recorded three top-10s and 12 made cuts in 23 starts, highlighted by third-place results at the Puerto Rico Open and 3M Open.

PGA TOUR

Puerto Rico Open - Tied two others for third at the Puerto Rico Open, his second career top-five at the event. Marked his best result since a T2 at the 2018 CIMB Classic. Held a share of the 36-hole lead, the first 36-hole lead/co-lead of his career.

National Team Selections

Presidents Cup : 2017 **Olympic Games** : 2016 **World Cup** : 2013

Career Records

PGA TOUR (Playoff Record: 1 - 1)

Season	Events	Rounds	1st	2nd	3rd	Top 10	Top 25	Cuts Made	Cuts Missed	WD	FedExCup Rank	Earnings
Total:	128	438	1	3	4	18	42	102	25			\$10,415,149
2020	23	65			2	3	4	12	10		93	\$849,538
2019	23	78		1		2	8	20	3		65	\$1,752,114
2018	25	92			2	6	10	22	3		32	\$2,493,163
2017	25	87				2	7	20	5		67	\$1,567,015
2016	25	90	1	1		3	10	22	3		11	\$3,371,705
2015	5	18		1		2	3	4	1			\$348,407
2014	1	4						1				\$21,306
2012	1	4						1				\$11,900

(A) - Amateur

Top Tournaments

PGA TOUR	THE PLAYERS Championship	Masters Tournament	PGA Championship	U.S. Open	The Open Championship	WGC-HSBC Champions	WGC-Mexico	WGC-Dell Technologies Match Play	WGC-FedEx St. Jude Inv
2020	CN1		T66						
2019	T26	T62	T23	T58	CUT	T14	T58	T40	
2018	T37		T31	CUT	CUT				T66
2017	11	51	CUT	CUT	CUT	11	T52	T51	T50
2016	CUT	T17	T13	T54	T12	T35	T47	T38	T14
2015			T61						

FedExCup Playoffs

	THE NORTHERN TRUST	Dell Technologies Championship	BMW Championship	TOUR Championship
2020	T44			
2019	CUT		T31	
2018	T48		T61	
2017	T29	22	T58	
2016	T2	T33	T32	T10

Player Statistics

Career Low Round: 63 - 2019 Sony Open in Hawaii (Round 3)

Career High FedExCup Rank: #1 : 2016 Frys.com Open

Career High Official World Golf Rank: #23 : 2017 OHL Classic at Mayakoba

Career Largest Paycheck: \$1,080,000 : 2016 Frys.com Open (Finished 1)

Personal

- Born in Resistencia, Argentina, grew up playing the same course, Chaco GC, as Jose Coceres and Fabian Gomez.
- Picked up his first club at age 5 and also played basketball.
- Left Argentina at age 16 to attend the IMG Academy for golf in Bradenton, Fla.
- Member of famed "Class of 2011" and competed alongside Jordan Spieth, Justin Thomas, Daniel Berger, Xander Schauffele and Ollie Schniederjans during amateur golf days.



Bill Haas

FedExCup Champion: 2011
Height: 6'2" (1.88 m)
Weight: 185 (84 kg)
Age: 38 (May 24, 1982)
Birthplace: Charlotte, North Carolina
Residence: Greenville, South Carolina
Family: Wife, Julie; William Harlan Jr.; Harrison

Education: Wake Forest University (2004 Religious Studies)
Special Interests: Basketball
Turned Professional: 2004
City plays from: Greenville, SC, United States

Exempt Status

PGA TOUR 126-150 in 2018-19 FedExCup standings (thru 2020-21)

Career Victories

PGA TOUR Victories (6):

2010 (2) Bob Hope Classic, Viking Classic. **2011 (1)** TOUR Championship by Coca-Cola. **2012 (1)** Northern Trust Open.
2013 (1) AT&T National. **2015 (1)** Humana Challenge in partnership with the Clinton Foundation.

Player Statistics

Career Low Round: 62 - 2011 Bob Hope Classic (Round 4)

Career High FedExCup Rank: #1 : 2011 TOUR Championship by Coca-Cola

Career High Official World Golf Rank: #12 : 2012 Northern Trust Open

Career Largest Paycheck: \$1,440,000 : 2011 TOUR Championship by Coca-Cola (Finished 1)

National Team Selections

Arnold Palmer Cup : 2002, 2003 **Presidents Cup** : 2011, 2013, 2015 **Walker Cup** : 2003

Career Records

PGA TOUR (Playoff Record: 2 - 3)

Season	Events	Rounds	1st	2nd	3rd	Top 10	Top 25	Cuts Made	Cuts Missed	WD	FedExCup Rank	Earnings
Total:	403	1326	6	5	5	57	143	282	119	2		\$30,212,386
2020	15	44						7	8		209	\$130,293
2019	23	69				2	5	16	6	1	140	\$730,806
2018	25	74				1	3	14	11		152	\$638,414
2017	25	85			1	4	12	20	5		35	\$2,842,173
2016	24	82		1	1	6	10	19	5		46	\$2,390,199
2015	25	86	1			5	12	20	5		27	\$3,064,024
2014	28	105		1		5	17	27		1	16	\$2,841,521
2013	25	84	1		1	9	16	19	6		24	\$3,475,563
2012	23	78	1			3	8	18	5		32	\$2,349,951
2011	26	92	1	2		7	12	22	4		1	\$4,088,637
2010	25	87	2	1		4	8	18	7		31	\$2,905,136
2009	29	91			1	4	11	16	13		41	\$1,425,418
2008	31	99				2	10	18	13		73	\$1,000,939
2007	30	93			1	3	7	16	14		126	\$967,443
2006	30	96				1	7	19	11			\$887,024
2005	6	21					2	4	2			\$159,586
2004	9	30				1	3	8	1			\$315,259
2004	1(A)	4						1				
2003	2(A)	4							2			
2002	1(A)	2							1			

(A) - Amateur

Top Tournaments

PGA TOUR	THE PLAYERS Championship	Masters Tournament	PGA Championship	U.S. Open	The Open Championship	WGC-HSBC Champions	WGC-Mexico	WGC-Dell Technologies Match Play	WGC-FedEx St. Jude Inv
2018	CUT		CUT	T36		T62			
2017	CUT	T36	T54	T5	CUT	T4	T32	3	T36
2016	T43	T24	T56	T51	T9		T49	T9	T38
2015	T4	T12	T65	CUT	CUT	T48	T7	T17	T25
2014	T26	T20	T27	T35	T51	T21	T6	T17	T41
2013	CUT	T20	T25	CUT	CUT		T43	T33	T7
2012	T25	T37	T32	CUT	T19	10	T29	T33	T19
2011	CUT	T42	T12	T23	T57	T42	T31	T33	T63
2010	T39	T26	CUT		CUT	T21	T6		T33
2009	CUT								
2008	CUT								
2007	T72								
2004				T40					
2003				CUT					

FedExCup Playoffs

	THE NORTHERN TRUST	Dell Technologies Championship	BMW Championship	TOUR Championship
2017	CUT	T10	T53	
2016	CUT	T67	T32	
2015	T53	T60	T19	26
2014	T15	T9	T16	16
2013	T25	CUT	T28	T24
2012	CUT	T35	T45	
2011	T24	T61	T16	1 (P)
2010	T47	T22	T30	
2009	T24	T15	T10	
2008	T55	T69		
2007	T48			

Personal

- Father, Jay, was the 1975 NCAA medalist and two-time All-American in the 1970s who went on to a highly successful PGA TOUR and PGA TOUR Champions career.
- Uncle, Jerry, was also All-America at Wake Forest, a TOUR player in the early 1990s and is the head coach of the Demon Deacons.
- Great uncle, Bob Goalby, won the 1968 Masters.
- Hosts the annual Bill Haas Charity Classic in Greenville, S.C., to raise funds for the Barbara Stone Foundation and the SYNEX Share the Magic program.
- First person to tweet at him when he joined Twitter in February 2015 was former President Bill Clinton: "Tweeting is easier than birdie-ing! Welcome @BHaasGolf!"
- Older brother, Jay, played golf at Augusta State and Monday-qualified for the 2006 Wachovia Championship to join father, Jay, and brother in the field.



Chesson Hadley

Height: 6'4" (1.93 m)
Weight: 160 (73 kg)
Age: 33 (July 05, 1987)
Birthplace: Raleigh, North Carolina
Residence: Raleigh, North Carolina
Family: Wife, Amanda; Hughes, Hollins

Education: Georgia Tech (2010, Business Management)
Special Interests: Jesus Christ, friends, fun
Turned Professional: 2010
City plays from: Raleigh, NC, United States

Exempt Status

PGA TOUR Top 125 in 2018-19 FedExCup standings (thru 2020-21)

Career Victories

PGA TOUR Victories (1):

2014 (1) Puerto Rico Open presented by seepuertorico.com.

Korn Ferry Tour Victories (4):

2013 (2) Rex Hospital Open, Web.com Tour Championship. **2017 (2)** LECOM Health Challenge, Albertsons Boise Open presented by Kraft Nabisco.

2019-20 Season Highlights

Ended the PGA TOUR season with 12 made cuts in 19 starts and failed to advance to the FedExCup Playoffs, finishing No. 136 in the standings. Recorded five top-25s, highlighted by a 17th-place finish at the Barracuda Championship.

National Team Selections

Palmer Cup : 2008

Career Records

PGA TOUR (Playoff Record: 0-0)

Season	Events	Rounds	1st	2nd	3rd	Top 10	Top 25	Cuts Made	Cuts Missed	WD	FedExCup Rank	Earnings
Total:	171	520	1	2	1	17	45	96	75	1		\$8,084,735
2020	19	58					5	12	7		136	\$485,193
2019	26	74		1		3	6	11	15		80	\$1,405,632
2018	30	99		1	1	7	13	23	7	1	44	\$2,768,863
2017	8	21					1	4	4		211	\$82,208
2016	27	79					4	13	14		159	\$503,993
2015	30	101				3	8	20	10		98	\$1,135,529
2014	29	84	1			4	8	13	16		49	\$1,703,316
2013	1	2							1			
2012	1	2							1			

(A) - Amateur

Top Tournaments

PGA TOUR	THE PLAYERS Championship	Masters Tournament	PGA Championship	U.S. Open	The Open Championship	WGC-HSBC Champions	WGC-Mexico	WGC-Dell Technologies Match Play	WGC-FedEx St. Jude Inv
2020 CNL									
2019 CUT			CUT	T9					
2018 T11			CUT	CUT					
2016 CUT									
2015 T24			T61						
2014 CUT			CUT		CUT				

FedExCup Playoffs

	THE NORTHERN TRUST	Dell Technologies Championship	BMW Championship	TOUR Championship
2019 T43				
2018 T56	CUT		T61	
2015 CUT	74			
2014 T0	T9		T12	

Player Statistics

Career Low Round: 61 - 2018 Safeway Open (Round 2)

Career High FedExCup Rank: #3 : 2018 Safeway Open

Career High Official World Golf Rank: #56 : 2014 Valero Texas Open

Career Largest Paycheck: \$630,000 : 2014 Puerto Rico Open presented by seepuertorico.com (Finished 1)

Personal

- Likes to woodwork during his downtime.
- His dad introduced him to the game of golf. He began playing at age 6.
- Met wife, Amanda, in elementary school.
- If he could choose his last meal, it would include a Ruth's Chris filet, McDonald's French fries and Bojangles Chicken Supremes, with movie-theater popcorn for dessert.
- Known for "snapping" his fingers after clutch shots.
- Plays golf right-handed, but throws left-handed.
- Decompresses before or after a round by doing crossword puzzles.
- Voted "Most Comedic" in high school.



Adam Hadwin

Height: 5'8" (1.73 m)
Weight: 165 (75 kg)
Age: 32 (November 02, 1987)
Birthplace: Moose Jaw, Saskatchewan, Canada
Residence: Abbotsford, British Columbia, Canada
Family: Wife, Jessica; Maddox Amelia

Education: University of Louisville (2009, Business Administration)
Special Interests: Cooking, cars, finance
Turned Professional: 2009
City plays from: Abbotsford, B.C., Canada

Exempt Status

PGA TOUR Top 125 in 2019-20 FedExCup standings (thru 2020-21)

Career Victories

PGA TOUR Victories (1):

2017 (1) Valspar Championship.

Korn Ferry Tour Victories (2):

2014 (2) Chile Classic, Chiquita Classic.

Mackenzie Tour-PGA TOUR Canada Victories (2):

2010 (1) Desert Dunes Classic. **2011 (1)** Pacific Colombia Tour Championship.

2019-20 Season Highlights

Qualified for the FedExCup Playoffs for the sixth consecutive season to begin his career, advancing to the BMW Championship and finishing No. 54 in the FedExCup standings. Marked his fourth straight appearance in the BMW Championship. Claimed three top-10s, highlighted by a solo-second at the Safeway Open, and made 15 cuts in 17 starts. Followed the runner-up with a T4 at Shriners Hospitals for Children Open, recording consecutive top-10s to start a season for the first time in his career. Competed for the International Team at the Presidents Cup, making his second consecutive appearance at the event.

PGA TOUR

Safeway Open - In his season debut, shot a final-round 67 at the Safeway Open to finish solo-second and one shot behind winner Cameron Champ. Birdied the last three holes to tie the lead before Champ birdied the 72nd hole for the victory. Runner-up result marked his best finish on TOUR since winning the 2017 Valspar Championship. Recorded 22 birdies, tied for most in the field with Xinjun Zhang and fellow Canadian Corey Connors, and led the field in Greens in Regulation Percentage (80.56%). **Shriners Hospitals for Children Open** - Recorded his second consecutive top-five on TOUR with a T4 at the Shriners Hospitals for Children Open. Led the field in Greens in Regulation for the second consecutive week, becoming the first player to accomplish the feat since Charles Howell III at The 2019 American Express and 2019 Farmers Insurance Open. Greens in Regulation Percentage of 90.28% tied best percentage in an event on TOUR since Aaron Wise at the 2018 AT&T Byron Nelson.

National Team Selections

Presidents Cup : 2017, 2019 **World Cup** : 2016, 2018

Career Records

PGA TOUR (Playoff Record: 0-0)

Season	Events	Rounds	1st	2nd	3rd	Top 10	Top 25	Cuts Made	Cuts Missed	WD	FedExCup Rank	Earnings
Total:	162	557	1	3	1	23	45	123	39	1		\$11,616,417
2020	17	65		1		3	3	15	2		54	\$1,710,808
2019	24	82		1		5	7	19	5		52	\$2,039,012
2018	25	89			1	3	10	22	3		36	\$1,932,488
2017	28	98	1	1		5	10	21	7		26	\$3,455,012
2016	27	93				2	6	20	7		85	\$1,067,809
2015	30	93				3	7	18	12		107	\$937,611
2014	1	4						1				\$13,034
2013	3	7						1	2	1		
2012	1	2							1			
2011	5	20				2	2	5				\$440,752
2010	1	4						1				\$19,890

(A) - Amateur

Top Tournaments

PGA TOUR	THE PLAYERS Championship	Masters Tournament	PGA Championship	U.S. Open	The Open Championship	WGC-HSBC Champions	WGC-Mexico	WGC-Dell Technologies Match Play	WGC-FedEx St. Jude Inv
2020 CNL			T58			T46			T72
2019 CUT			T29		T57	T30			
2018 T57		T24	CUT	CUT	T35	T65	T9	T17	DNS
2017 T30		T36	CUT	T60	CUT				T5
2016 T39									
2015 CUT									
2013				CUT					
2011				T39					

FedExCup Playoffs

	THE NORTHERN TRUST	Dell Technologies Championship	BMW Championship	TOUR Championship
2020 CUT			T40	
2019 T43			T43	
2018 T11		T21	T19	
2017 CUT		T13	T40	23
2016 T64		T46		
2015 CUT				

Player Statistics

Career Low Round: 59 - 2017 CareerBuilder Challenge (Round 3)

Career High FedExCup Rank: #4 : 2017 Arnold Palmer Invitational presented by Mastercard

Career High Official World Golf Rank: #41 : 2018 Masters Tournament

Career Largest Paycheck: \$1,134,000 : 2017 Valspar Championship (Finished 1)

Personal

- Grew up playing several sports, including golf, but baseball was his favorite. Despite being a Vancouver Canucks hockey fan, did not play hockey growing up.
- Bucket list includes skydiving, bungee jumping and visiting the Great Wall of China.
- Supports the C.H.I.L.D Foundation, supporting Crohn's disease research, an ailment his brother has.
- If he was not a professional golfer, would be a chef. Loves trying new things in the kitchen and creating new things to eat.
- Favorite college team is the Louisville Cardinals. From the professional ranks, he follows the Vancouver Canucks, Toronto Blue Jays and New England Patriots.
- Most people don't know that he is a Kentucky Colonel.



Brandon Hagy (hay-ghee)

Height: 5'11" (1.8 m)
Weight: 160 (72 kg)
Age: 29 (March 21, 1991)
Birthplace: Santa Monica, California
Residence: Scottsdale, Arizona
Family: Wife, Julia; Hunter Reese

Education: University of California-Berkeley (2014, Business Administration, Haas School of Business)
Special Interests: Fishing, hiking, camping, basketball
Turned Professional: 2014
City plays from: Westlake Village, CA, United States

Exempt Status

PGA TOUR Top 50 from 2019 Korn Ferry Tour (thru 2020-21)

Career Victories

None.

Player Statistics

Career Low Round: 63 - 2020 The American Express (Round 2)

Career High FedExCup Rank: #35 : 2017 Safeway Open

Career High Official World Golf Rank: #221 : 2017 PGA Championship

Career Largest Paycheck: \$219,000 : 2017 RBC Canadian Open (Finished 5)

National Team Selections

Palmer Cup : 2014

Career Records

PGA TOUR (Playoff Record: 0-0)

Season	Events	Rounds	1st	2nd	3rd	Top 10	Top 25	Cuts Made	Cuts Missed	WD	FedExCup Rank	Earnings
Total:	69	189				1	11	32	36	1		\$1,404,259
2020	17	46					3	8	8	1	152	\$341,322
2019	13	29						1	12		253	\$14,555
2018	3	10					1	2	1		215	\$76,817
2017	26	77				1	6	17	9		113	\$861,227
2016	2	8						2				\$33,226
2015	8	19					1	2	6			\$77,111

(A) - Amateur

Top Tournaments

PGA TOUR	THE PLAYERS Championship	Masters Tournament	PGA Championship	U.S. Open	The Open Championship	WGC-HSBC Champions	WGC-Mexico	WGC-Dell Technologies Match Play	WGC-FedEx St. Jude Inv
2015				CUT					

FedExCup Playoffs

THE NORTHERN TRUST	Dell Technologies Championship	BMW Championship	TOUR Championship
2017 CUT			

Personal

- Cousin, Steve Hagy, is a West Point graduate and a Captain in the U.S. Army assigned to the 101st Airborne based at Ft. Campbell, Kentucky.
- If not a golfer, would work at a private-equity firm in San Francisco. Would like to be featured in the Wall Street Journal should running a successful career be in his near or distant future.
- Follows University of California sports teams and the Los Angeles Lakers.
- Enjoys the Zac Brown Band, Mexican food and anything involving breakfast.
- Motto is "It always seems impossible until someone does it."
- Perfect morning on a day off is a cup of coffee, with the Wall Street Journal in hand.
- Bucket list includes sky diving, backpacking the Pacific Crest Trail and visiting the Great Wall in China.



James Hahn (HONN)

Height: 6'1" (1.85 m)
Weight: 180 (82 kg)
Age: 38 (November 02, 1981)
Birthplace: Seoul, South Korea
Residence: Scottsdale, Arizona
Family: Wife, Stephanie; Kailee

Education: University of California-Berkeley (2003, American Studies)
Special Interests: Poker, fantasy football
Turned Professional: 2003
City plays from: Alameda, CA, United States

Exempt Status

PGA TOUR Major Medical Extension

Career Victories

PGA TOUR Victories (2):

2015 (1) Northern Trust Open. **2016 (1)** Wells Fargo Championship.

Korn Ferry Tour Victories (1):

2012 (1) The Rex Hospital Open.

Mackenzie Tour-PGA TOUR Canada Victories (2):

2009 (2) TELUS Edmonton Open, Riviera Nayarit Classic.

Career Records

PGA TOUR (Playoff Record: 2 - 1)

Season	Events	Rounds	1st	2nd	3rd	Top 10	Top 25	Cuts Made	Cuts Missed	WD	FedExCup Rank	Earnings
Total:	184	583	2	1	2	14	31	111	73			\$9,735,139
2020	12	36					3	5	7		171	\$327,110
2019	10	34						7	3		209	\$159,343
2018	26	82		1		1	3	17	9		84	\$1,386,301
2017	28	96			1	4	8	20	8		68	\$1,841,314
2016	26	85	1			3	5	16	10		39	\$2,367,521
2015	28	94	1			2	5	19	9		51	\$2,064,783
2014	27	80				2	3	14	13		123	\$735,259
2013	26	74			1	2	4	13	13		110	\$853,507
2012	1	2							1			

(A) - Amateur

Top Tournaments

PGA TOUR	THE PLAYERS Championship	Masters Tournament	PGA Championship	U.S. Open	The Open Championship	WGC-HSBC Champions	WGC-Mexico	WGC-Dell Technologies Match Play	WGC-FedEx St. Jude Inv
2018 CUT			CUT					T36	
2017 CUT		T48	T13		T74				
2016 T43			T70	T49	T68				41
2015 T30	CUT		CUT		CUT				T42
2014 CUT									
2013 T62									
2012				CUT					

FedExCup Playoffs

THE NORTHERN TRUST	Dell Technologies Championship	BMW Championship	TOUR Championship
2018 CUT	T35		
2017 CUT	T75	T33	
2016 CUT	T5	T24	
2015 T58	CUT	T32	
2014 CUT			
2013 CUT			

Player Statistics

Career Low Round: 62 - 2018 Sony Open in Hawaii (Round 4)

Career High FedExCup Rank: #8 : 2015 Northern Trust Open

Career High Official World Golf Rank: #52 : 2016 AT&T Byron Nelson

Career Largest Paycheck: \$1,314,000 : 2016 Wells Fargo Championship (Finished 1)

Personal

- Non-golf related jobs held include assistant account executive with an advertising company and shoe salesman at Nordstrom.
- Lucky charm is a car-wash coin used to mark his ball.
- Loves art and visiting art galleries and museums.
- Not many people know that he cuts his own hair.
- Has aspirations to own his own business.



Brian Harman

Height: 5'7" (1.7 m)
Weight: 150 (68 kg)
Age: 33 (January 19, 1987)
Birthplace: Savannah, Georgia
Residence: St. Simons Island, Georgia
Family: Wife, Kelly; Cooper Marie, Walter Hobbs

Education: University of Georgia (2009, Finance)
Special Interests: Hunting, fishing, outdoors
Turned Professional: 2009
City plays from: St Simons Island, GA, United States

Exempt Status

PGA TOUR Top 125 in 2019-20 FedExCup standings (thru 2020-21)

Career Victories

PGA TOUR Victories (2):

2014 (1) John Deere Classic. **2017 (1)** Wells Fargo Championship.

Player Statistics

Career Low Round: 61 - 2012 The Honda Classic (Round 2)

Career High FedExCup Rank: #3 : 2020 A Military Tribute at The Greenbrier

Career High Official World Golf Rank: #20 : 2018 Waste Management Phoenix Open

Career Largest Paycheck: \$1,350,000 : 2017 Wells Fargo Championship (Finished 1)

2019-20 Season Highlights

Qualified for the FedExCup Playoffs for the ninth consecutive season, advancing to the BMW Championship for the seventh time and finishing the season No. 37 in the FedExCup standings. Recorded one top-10, a T3 in the season-opening A Military Tribute at The Greenbrier, and made the cut in 17 of 22 starts. Hit 38 consecutive greens in regulation during The RSM Classic, the longest stretch of any player on TOUR since the 2016-17 season.

PGA TOUR

A Military Tribute at The Greenbrier - Finished T3 and seven strokes behind champion Joaquin Niemann at A Military Tribute at The Greenbrier. Marked best finish on TOUR since the 2018 Sentry Tournament of Champions.

National Team Selections

Walker Cup : 2005, 2009 **Arnold Palmer Cup** : 2006, 2007

Career Records

PGA TOUR (Playoff Record: 0-0)												
Season	Events	Rounds	1st	2nd	3rd	Top 10	Top 25	Cuts Made	Cuts Missed	WD	FedExCup Rank	Earnings
Total:	261	858	2	1	6	34	79	174	87			\$17,273,988
2020	22	78			1	1	8	17	5		37	\$1,482,583
2019	29	89				4	5	16	13		88	\$1,342,778
2018	25	90			1	8	11	22	3		48	\$2,733,463
2017	30	100	1	1	1	7	14	22	8		25	\$4,396,470
2016	31	104				2	10	21	10		53	\$1,299,801
2015	29	90			1	3	8	16	13		57	\$1,548,352
2014	32	111	1		1	6	8	23	9		36	\$2,414,334
2013	29	85			1	2	6	15	14		94	\$909,759
2012	30	101				1	9	21	9		51	\$1,146,448
2010	1	2							1			
2006	1 (A)	2							1			
2004	2 (A)	6						1	1			

(A) - Amateur

Top Tournaments

PGA TOUR									
THE PLAYERS Championship	Masters Tournament	PGA Championship	U.S. Open	The Open Championship	WGC-HSBC Champions	WGC-Mexico	WGC-Dell Technologies Match Play	WGC-FedEx St. Jude Inv	
2020 CNL		T58							
2019 T8		CUT		CUT	72				
2018 CUT	T44	T71	T36	CUT	8	T5	T9	62	
2017 T53		T13	T2	CUT				T50	
2016 T54									
2015 T8	CUT	CUT	CUT	CUT					
2014 CUT		T40		T26				65	
2013 CUT									
2012 T51			CUT						

FedExCup Playoffs

THE NORTHERN TRUST	Dell Technologies Championship	BMW Championship	TOUR Championship
2020 T11		T12	
2019 T52			
2018 T48	T49	68	
2017 CUT	T65	T40	T24
2016 T22	T24	T13	
2015 T30	T12	T53	
2014 T57	T65	T43	
2013 CUT	CUT		
2012 T5	T74	T41	

Personal

- Golf is the only thing he does left-handed.
- Biggest thrill outside golf is bow hunting.
- Always uses a quarter to mark his ball.
- Follows all Atlanta pro teams and the Georgia Bulldogs.
- All family members are world-class scuba divers and spear fishers.



Padraig Harrington (PAW-draig)

Height: 6'1" (1.85 m)
Weight: 189 (85 kg)
Age: 49 (August 31, 1971)
Birthplace: Dublin, Ireland
Residence: Dublin, Ireland
Family: Wife, Caroline; Patrick, Ciaran

Education: Dublin Business College
Special Interests: Family, movies, all sports
Turned Professional: 1995
City plays from: Dublin, Ireland

Exempt Status

PGA TOUR Minor Medical Extension

Career Victories

PGA TOUR Victories (6):

2005 (2) The Honda Classic, Barclays Classic. **2007 (1)** The Open Championship. **2008 (2)** The Open Championship, PGA Championship. **2015 (1)** The Honda Classic.

Player Statistics

Career Low Round: 61 - 2012 Transitions Championship (Round 1)

Career High FedExCup Rank: #4 : 2008 PGA Championship

Career High Official World Golf Rank: #3 : 2009 AT&T Pebble Beach National Pro-Am

Career Largest Paycheck: \$1,542,450 : 2007 The Open Championship (Finished 1)

National Team Selections

Ryder Cup : 1999, 2002, 2004, 2006, 2008, 2010 **World Cup** : 1996, 1997, 1998, 1999, 2000, 2001, 2002, 2003, 2004, 2005, 2006 **Olympic Games** : 2016 **Seve Trophy** : 2000, 2002, 2003, 2005
Dunhill Cup : 1996, 1997, 1998, 1999, 2000

Career Records

PGA TOUR (Playoff Record: 3 - 1)											
Season	Events	Rounds	1st	2nd	3rd	Top 10	Top 25	Cuts Made	Cuts Missed	WD	FedExCup Rank
Total:	308	956	6	6	2	54	105	208	100		
2020	3	7							3		
2019	11	21					1	2	9		213
2018	16	38						7	9		220
2017	11	28					1	4	7		200
2016	16	54				1	4	11	5		139
2015	21	60	1			1	2	9	12		103
2014	16	42					1	7	9		188
2013	17	49				3	4	10	7		130
2012	18	63				3	11	16	2		43
2011	18	59				3	4	14	4		89
2010	18	56			1	5	7	12	6		73
2009	20	65		2		6	9	14	6		7
2008	15	50	2		1	6	9	12	3		50
2007	18	62	1			3	9	15	3		29
2006	15	50		1		3	6	12	3		
2005	15	48	2			4	6	11	4		
2004	12	42		2		5	7	11	1		
2003	11	36		1		3	7	9	2		
2002	9	32				4	7	9			
2001	9	30				1	2	8	1		
2000	8	26				2	4	7	1		
1999	4	16					2	4			
1998	3	10						2	1		
1997	3	8				1	1	1	2		
1996	1	4					1	1			

(A) - Amateur

Top Tournaments

PGA TOUR									
	THE PLAYERS Championship	Masters Tournament	PGA Championship	U.S. Open	The Open Championship	WGC-HSBC Champions	WGC-Mexico	WGC-Dell Technologies Match Play	WGC-FedEx St. Jude Inv
2019			CUT		CUT				
2018			CUT		CUT				
2017			CUT		CUT				
2016	CUT		T13		T36				
2015	T42	CUT	CUT		T20				T70
2014			CUT		CUT				
2013	T75	CUT	CUT	T21	T54		T39	T33	
2012	CUT	T8	T18	T4	T39				
2011	CUT	CUT	T64	T45	CUT		T10	T33	T59
2010	CUT	CUT	CUT	T22	CUT	T16	T3	T33	T9
2009	T49	T35	T10	CUT	T65	T25	T20	T33	T2
2008	CUT	T5	1	T36	1			T17	T20
2007	T52	T7	T42	CUT	1(P)		T19	T17	T14
2006	CUT	T27	CUT	5	CUT		T17	T5	T27
2005	T63	CUT	CUT	CUT			67	T17	T24
2004	2	T13	T45	T31	CUT		T6	T5	74
2003	T2	CUT	T29	T10	T22		T6	T17	T39
2002	T22	T5	T17	T8	T5		21	T33	T47
2001	T33	T27	CUT	T30	T37			T33	T17
2000		T19	T58	T5	T20		T5	T33	T27
1999					29		T30		T12
1998				T32	CUT				
1997			CUT	CUT	T5				
1996					T18				

FedExCup Playoffs

	THE NORTHERN TRUST	Dell Technologies Championship	BMW Championship	TOUR Championship
2015	CUT			
2012	T19	59	T16	
2011	T13	73		
2010	T47	CUT		
2009	T2	T4	T6	T4
2008	CUT	CUT	T55	
2007	T35	CUT		T11

Personal

- Completed accountancy exams before turning professional.
- Second cousin of former NFL quarterback Joey Harrington.
- Distant cousin of poker player Dan Harrington.
- Received an honorary degree from the University of St. Andrews just prior to the 2010 Open Championship. Other honorary degrees have come from Maynooth University of Ireland, Fellowship of the Royal College of Surgeons and John Morris University (Liverpool).
- Is an ambassador for Special Olympics, R&A's Working for Golf program and Golf Ireland.
- Represented Ireland at the 2016 Olympic Games in Rio and said "I'm an Olympian now and no one can ever take that away from me."
- Charity is Padraig Harrington Charitable Foundation. Also supports the Make-a-Wish Foundation and the Oesophageal Cancer Fund, among others.



Scott Harrington

Height: 6'2" (1.88 m)
Weight: 175 (79 kg)
Age: 39 (November 16, 1980)
Birthplace: Eugene, Oregon
Residence: Scottsdale, Arizona
Family: Wife, Jenn

Education: Northwestern University (2003, Communications)
Special Interests: Working out, reading, movies, sports
Turned Professional: 2003
City plays from: Scottsdale, AZ, United States

Exempt Status

PGA TOUR Top 125 in 2019-20 FedExCup standings (thru 2020-21)

Career Victories

None.

Player Statistics

Career Low Round: 64 - 2020 The RSM Classic (Round 3)

Career High FedExCup Rank: #12 : 2020 Houston Open

Career High Official World Golf Rank: #185 : 2020 Houston Open

Career Largest Paycheck: \$667,500 : 2020 Houston Open (Finished 2)

2019-20 Season Highlights

Was one of eight rookies to qualify for the FedExCup Playoffs and ended the season at No. 98 in the FedExCup standings. Claimed three top-25 finishes and made 11 of 22 cuts, highlighted by a runner-up at the Houston Open.

PGA TOUR

Houston Open - Earned the first top-two finish of his career at the Houston Open, tying Mark Hubbard for second. Co-led the field in Greens in Regulation Percentage (81.94%) with Harris English.

Career Records

PGA TOUR (Playoff Record: 0 - 0)												
Season	Events	Rounds	1st	2nd	3rd	Top 10	Top 25	Cuts Made	Cuts Missed	WD	FedExCup Rank	Earnings
Total:	26	80	1	1	1	3	13	13				\$976,986
2020	22	68	1			3	11	11			98	\$951,211
2015	1	2						1				
2013	1	4						1				\$18,295
2006	1	4						1				\$7,480
2004	1	2						1				
(A) - Amateur												

FedExCup Playoffs

THE NORTHERN TRUST Dell Technologies Championship BMW Championship TOUR Championship
 2020 T65

Personal

- Got started in the game by his parents, Bob and Mary, both avid players. Bob, played in the 2003 U.S. Senior Open as an amateur and is a former president of the Oregon Golf Association.
- Played the piano for 11 years and participated in numerous competitions.
- Proud to be a Portland native and supports all area sports teams.



Tyrrell Hatton^(TEER-ul)

Height: 5'9" (1.75 m)
Weight: 161 (73 kg)
Age: 28 (October 14, 1991)
Birthplace: High Wycombe, Buckinghamshire, England
Residence: Marlow, Buckinghamshire, England

Special Interests: Movies, reading
Turned Professional: 2011
City plays from: High Wycombe, England

Exempt Status

PGA TOUR Winner, Arnold Palmer Invitational (thru 2023-24)

Career Victories

PGA TOUR Victories (1):

2020 (1) Arnold Palmer Invitational presented by Mastercard.

Player Statistics

Career Low Round: 63 - 2020 THE NORTHERN TRUST (Round 3)

Career High FedExCup Rank: #7 : 2020 TOUR Championship

Career High Official World Golf Rank: #13 : 2018 World Golf Championships-Mexico Championship

Career Largest Paycheck: \$1,674,000 : 2020 Arnold Palmer Invitational presented by Mastercard (Finished 1)

2019-20 Season Highlights

Won his first career PGA TOUR title at the Arnold Palmer Invitational presented by Mastercard and advanced to the TOUR Championship for the first time, finishing the season No. 7 in the FedExCup standings. Marked his third appearance in the FedExCup Playoffs in his third season as a member. Recorded six top-10s and made the cut in 10 of 11 starts.

PGA TOUR

THE CJ CUP @ NINE BRIDGES - Finished T6 at THE CJ CUP @ NINE BRIDGES, his second consecutive top-15 at the event. Hit 65 of 72 Greens in Regulation (90.28%), the most in the field. **World Golf Championships-Mexico Championship** - Tied two others for sixth at the World Golf Championships-Mexico Championship, his third top-10 in four starts at the event. Co-led the field in Par-4 Scoring Average (3.77). **Arnold Palmer Invitational presented by Mastercard** - Earned his first PGA TOUR title in his 60th career start, winning the Arnold Palmer Invitational presented by Mastercard by one stroke over Marc Leishman. Held a share of the second-round lead and a one-stroke third-round lead after entering the week having never led after any round on the PGA TOUR. Co-led the field in Par-3 Scoring Average (2.88). With scores of 73-74 in the final two rounds, became the first player since Geoff Ogilvy at the 2006 U.S. Open to close with two over-par scores and go on to win. Marked the first win by an Englishman on TOUR since Paul Casey at the 2019 Valspar Championship.

National Team Selections

Ryder Cup : 2018 **World Cup** : 2018 **Eurasia Cup** : 2018

Career Records

PGA TOUR (Playoff Record: 0 - 0)

Season	Events	Rounds	1st	2nd	3rd	Top 10	Top 25	Cuts Made	Cuts Missed	WD	FedExCup Rank	Earnings
Total:	67	220	1		2	18	33	50	17			\$8,293,260
2020	11	42	1		1	6	9	10	1		7	\$3,434,867
2019	17	58				3	8	14	3		79	\$1,517,396
2018	16	54			1	4	7	13	3		54	\$1,943,360
2017	13	36				3	5	8	5			\$695,750
2016	5	18				2	3	4	1			\$627,288
2015	2	6					1	1	1			\$74,600
2014	1	2							1			
2013	1	2							1			
2010	1 (A)	2							1			

(A) - Amateur

Top Tournaments

PGA TOUR	THE PLAYERS Championship	Masters Tournament	PGA Championship	U.S. Open	The Open Championship	WGC-HSBC Champions	WGC-Mexico	WGC-Dell Technologies Match Play	WGC-FedEx St. Jude Inv
2020	CN1		CUT			T14	T6		T69
2019	CUT	T56	T48	T21	T6	T22	T19	T9	T43
2018	CUT	T44	T10	T6	T51	T11	T3	T9	T28
2017	T41	CUT	CUT	CUT	CUT	T23	10	T17	T36
2016			T10		T5	T54			
2015			T25		CUT				
2014					CUT				
2013					CUT				
2010					CUT				

FedExCup Playoffs

	THE NORTHERN TRUST	Dell Technologies Championship	BMW Championship	TOUR Championship
2020	T25		T16	7
2019	T59			
2018	T20	T12	T29	

Personal

- Began playing golf at age 3, learning the game at a local par-3 course. Decided he wanted to be a European Tour player when he attended the BMW PGA Championship at Wentworth Club. Attended the event numerous times, traveling 30 minutes from his home in Marlow.
- Favorites vacation spot is the Maldives and his favorite team is Liverpool.



David Hearn (HURN)

Height: 6'1" (1.85 m)
Weight: 170 (77 kg)
Age: 41 (June 17, 1979)
Birthplace: Brampton, Ontario, Canada
Residence: Brantford, Ontario, Canada
Family: Wife, Heather; Ella, Evan, Hudson

Education: University of Wyoming (2008, Psychology)
Special Interests: Mountain biking, hockey
Turned Professional: 2001
City plays from: Brantford, ON, Canada

Exempt Status

PGA TOUR Top 50 from 2019 Korn Ferry Tour (thru 2020-21)

Career Victories

Korn Ferry Tour Victories (1):

2004 (1) Alberta Classic.

Player Statistics

Career Low Round: 64 - 2018 Wyndham Championship (Round 1)

Career High FedExCup Rank: #18 : 2014 Frys.com Open

Career High Official World Golf Rank: #88 : 2014 the Memorial Tournament presented by Nationwide Insurance

Career Largest Paycheck: \$500,267 : 2015 The Greenbrier Classic (Finished 2)

National Team Selections

World Cup : 2013, 2016 **Olympic Games** : 2016

Career Records

PGA TOUR (Playoff Record: 0 - 2)												
Season	Events	Rounds	1st	2nd	3rd	Top 10	Top 25	Cuts Made	Cuts Missed	WD	FedExCup Rank	Earnings
Total:	287	895		2	1	22	64	171	116			\$9,598,179
2020	19	51				1	2	8	11		160	\$287,527
2019	18	47				1	4	9	9		174	\$397,677
2018	21	60				2	5	11	10		138	\$622,383
2017	29	85				2	6	17	12		128	\$800,710
2016	29	95				2	9	19	10		56	\$1,211,514
2015	30	97		1	1	4	8	18	12		55	\$1,817,043
2014	28	97				3	6	20	8		74	\$1,138,324
2013	26	88		1		2	7	18	8		56	\$1,171,515
2012	28	95				2	8	19	9		68	\$1,012,575
2011	26	88				3	6	19	7		121	\$869,072
2010	1	2							1			
2008	2	6						1	1			\$11,100
2007	1	4						1				\$10,850
2006	1	4					1	1				\$50,438
2005	24	68					2	10	14			\$197,453
2004	1	2							1			
2003	1	2							1			
2002	2	4							2			

(A) - Amateur

Top Tournaments

PGA TOUR									
	THE PLAYERS Championship	Masters Tournament	PGA Championship	U.S. Open	The Open Championship	WGC-HSBC Champions	WGC-Mexico	WGC-Dell Technologies Match Play	WGC-FedEx St. Jude Inv
2017 T69									
2016 T28									
2015 T42			CUT	CUT	CUT				
2014 T6			CUT		T32				
2013 T26			T47	T21					
2012 T68									
2008				CUT					
2005				CUT					

FedExCup Playoffs

	THE NORTHERN TRUST	Dell Technologies Championship	BMW Championship	TOUR Championship
2016 T53	T8		T32	
2015 T45	CUT		T28	
2014 T38	T43			
2013 T72	T35		T28	
2012 T10	T26		T65	
2011 T67				

Personal

- Hosts the annual David Hearn Charity Golf Classic, which has provided charitable contributions to the Alzheimer Society since 2012.
- Inducted to the University of Wyoming Sports Hall of Fame in 2015.
- Earned his degree at the University of Wyoming in the spring of 2008 after completing the last of the three courses he was lacking toward his degree plan.
- Was voted 2015 Canadian Male Professional of the Year by the Golf Journalists' Association of Canada.
- Loves hockey; favorite team is the Toronto Maple Leafs.
- Founded the David Hearn Foundation in 2015 with a focus on supporting the Alzheimer's Society of Canada; Alzheimer's disease has impacted both his family and his wife's.
- Partnered with Rockway Vineyards in 2015 to develop a special edition wine collection under The David Hearn Foundation label, with a portion of the proceeds benefiting the foundation and the Alzheimer Society of Canada.
- Rockway's golf course became host to the David Hearn Junior Open, an event launched in conjunction with the Canadian Junior Golf Association.



Russell Henley

Height: 6'0" (1.83 m)
Weight: 180 (82 kg)
Age: 31 (April 12, 1989)
Birthplace: Macon, Georgia
Residence: Kiawah Island, South Carolina
Family: Wife, Teil; Robert Russell, Ruth Teil

Education: University of Georgia (2011, Consumer Economics)
Special Interests: Movies, music, all sports
Turned Professional: 2011
City plays from: Kiawah Island, SC, United States

Exempt Status

PGA TOUR Top 125 in 2019-20 FedExCup standings (thru 2020-21)

Career Victories

PGA TOUR Victories (3):

2013 (1) Sony Open in Hawaii. **2014 (1)** The Honda Classic. **2017 (1)** Shell Houston Open.

Korn Ferry Tour Victories (3):

2011 (1) Stadion Classic at UGA. **2012 (2)** Chiquita Classic, Winn-Dixie Jacksonville Open Presented by Planters.

2019-20 Season Highlights

Qualified for the FedExCup Playoffs for the eighth consecutive season, advancing to the BMW Championship and finishing No. 56 in the FedExCup standings. Marked his fifth appearance in the BMW Championship and first since the 2016-17 season. Recorded four top-10s, matching his total from the previous two seasons combined, and made 13 cuts in 20 starts.

National Team Selections

Arnold Palmer Cup : 2010, 2011 **Porter Cup :** 2010 **Walker Cup :** 2011

Career Records

PGA TOUR (Playoff Record: 1 - 0)

Season	Events	Rounds	1st	2nd	3rd	Top 10	Top 25	Cuts Made	Cuts Missed	WD	FedExCup Rank	Earnings
Total:	199	642	3	2	2	27	59	133	66			\$15,197,104
2020	20	63				4	6	13	7		56	\$1,195,378
2019	25	70		1		1	5	13	12		87	\$1,133,773
2018	23	74				3	8	16	7		96	\$1,516,438
2017	27	97	1		1	5	11	22	5		13	\$3,413,876
2016	25	76				4	7	13	12		87	\$1,228,347
2015	24	84			1	4	11	20	4		63	\$2,110,774
2014	29	92	1	1		3	5	17	12		19	\$2,590,493
2013	24	78	1			3	5	17	7		44	\$2,008,026
2011	1(A)	4						1				
2010	1(A)	4					1	1				

(A) - Amateur

Top Tournaments

PGA TOUR	THE PLAYERS Championship	Masters Tournament	PGA Championship	U.S. Open	The Open Championship	WGC-HSBC Champions	WGC-Mexico	WGC-Dell Technologies Match Play	WGC-FedEx St. Jude Inv
2020	CN1		T37						
2019	CUT								
2018	CUT	T15	T50	T25	CUT	T36	T58	T36	
2017	T35	T11	T71	T27	T37				T66
2016	CUT		T22		CUT				
2015	T24	21	T12	CUT	T20	T35	T56	T34	T17
2014	T17	T31	CUT	T60	CUT		T47		T41
2013	CUT	CUT	CUT	CUT	T73		T28	T17	T27
2011				T42					
2010				T16					

FedExCup Playoffs

	THE NORTHERN TRUST	Dell Technologies Championship	BMW Championship	TOUR Championship
2020	T8		T25	
2019	T59			
2018	CUT	T58		
2017	T25	T40	T47	T3
2016	T48	CUT		
2015	T2	CUT	T49	
2014	T61	T2	T59	T2
2013	CUT	T62	T39	

Personal

- Wife, Teil Duncan, is a well-known painter based out of Charleston, South Carolina.
- Is an avid guitar player himself and has played onstage with O.A.R. and Darius Rucker at PGA TOUR events.
- Superstitions include never talking about a score in an upcoming round.
- Bucket list includes skydiving, visiting Italy and winning the Masters.
- Established Kevin Brown Celebrity Classic Golf Tournament to benefit the Macon Rescue Mission and FCA which gives medical care to those in need in his hometown.



J.J. Henry

Height: 6'3" (1.91 m)
Weight: 200 (91 kg)
Age: 45 (April 02, 1975)
Birthplace: Fairfield, Connecticut
Residence: Fort Worth, Texas
Family: Wife, Lee; Connor, Carson

Education: Texas Christian University (1998, Marketing)
Special Interests: All sports, family, TCU sports
Turned Professional: 1998
City plays from: Ft. Worth, TX, United States

Exempt Status

PGA TOUR Past champion beyond 150 in 2019-20 FedExCup (thru 2020-21)

Career Victories

PGA TOUR Victories (3):

2006 (1) Buick Championship. **2012 (1)** Reno-Tahoe Open. **2015 (1)** Barracuda Championship.

Korn Ferry Tour Victories (1):

2000 (1) BUY.COM Knoxville Open.

National Team Selections

Ryder Cup : 2006 **World Cup :** 2006 **Palmer Cup :** 1998 **Stoddard Cup :** 1995

Career Records

PGA TOUR (Playoff Record: 1-0)												
Season	Events	Rounds	1st	2nd	3rd	Top 10	Top 25	Cuts Made	Cuts Missed	WD	FedExCup Rank	Earnings
Total:	555	1727	3	5	3	40	100	335	216	4		\$16,852,505
2020	9	23						2	7		239	\$23,160
2019	22	52				1	1	6	16		206	\$177,232
2018	28	75				1	5	13	15	1	158	\$482,052
2017	29	86				2	7	17	11	1	125	\$734,874
2016	24	66						12	11	1	185	\$280,674
2015	30	90	1			1	4	17	13		90	\$1,046,123
2014	28	87					4	18	9		128	\$554,615
2013	26	81				2	3	16	10		106	\$761,861
2012	28	89	1		1	3	5	18	10		80	\$1,297,802
2011	28	96				1	8	20	8		76	\$873,377
2010	27	92		1		2	5	19	8		86	\$1,035,688
2009	28	97		1		3	7	22	6		83	\$1,161,641
2008	34	108				2	4	19	15		92	\$931,162
2007	26	85				2	7	18	8		94	\$1,088,660
2006	28	93	1	1		5	9	20	8			\$2,301,480
2005	32	100				4	6	20	11	1		\$942,347
2004	30	103			1	3	7	21	9			\$848,823
2003	31	96				1	7	18	13			\$660,341
2002	34	108			1	2	5	21	13			\$569,875
2001	28	84		2		5	6	15	13			\$1,073,847
1999	2	4							2			
1998	2	8						2				\$6,871
1998	1 (A)	4						1				

(A) - Amateur

Top Tournaments

PGA TOUR									
THE PLAYERS Championship	Masters Tournament	PGA Championship	U.S. Open	The Open Championship	WGC-HSBC Champions	WGC-Mexico	WGC-Dell Technologies Match Play	WGC-FedEx St. Jude Inv	
2018 T67			CUT						
2016 T28									
2015		T72							
2014 T48									
2013 CUT		T40							
2012 T40		T42							
2011 CUT		CUT		T54					
2010 T58				CUT					
2009 CUT		T63		CUT					
2008 T42		CUT							T73
2007 CUT	T37	CUT		T26		T55	T33		T41
2006 T45		T41		CUT		37			T10
2005 CUT				T57					
2004 CUT				64					
2003 CUT									
2002 CUT		63							

FedExCup Playoffs

THE NORTHERN TRUST	Dell Technologies Championship	BMW Championship	TOUR Championship
2017 CUT			
2015 T45	CUT		
2013 CUT			
2012 CUT	T60		
2011 T58	T52		
2010 T2	CUT		
2009 T67	T61		
2008 T55	T27		
2007 CUT	CUT		

Player Statistics

Career Low Round: 60 - 2014 Shriners Hospitals for Children Open (Round 1)

Career High FedExCup Rank: #8 : 2007 Mercedes-Benz Championship

Career High Official World Golf Rank: #58 : 2007 Mercedes-Benz Championship

Career Largest Paycheck: \$792,000 : 2006 Buick Championship (Finished 1)

Personal

- A talented junior athlete in many sports.
- Exposed to high-level golf at a young age from his father, who played in numerous British and U.S. Amateurs.
- Three-time Connecticut State Amateur champion (1994-95, 1998).
- Awarded the 1998 CSWA Bill Lee Award given to the state's Male Athlete of the Year by the Connecticut Sportswriters Association.
- Was the 1998 New England Amateur champion and a 1998 first-team NCAA All-American and Co-Player of the Year.
- In 2006, founded the Henry House Foundation, which funds tangible projects to promote health care and well being for children in Fort Worth, Texas and southern New England. The Foundation's website is henryhousefoundation.com.



Jim Herman

Height: 6'0" (1.83 m)
Weight: 170 (77 kg)
Age: 42 (November 05, 1977)
Birthplace: Cincinnati, Ohio
Residence: Palm City, Florida
Family: Wife, Carolyn; Abigail Elizabeth, Andrew James

Education: University of Cincinnati
Special Interests: Spending time with wife and children, bowling, eating
Turned Professional: 2000
City plays from: Palm City, FL, United States

Exempt Status

PGA TOUR Tournament winner (thru 2022-23)

Career Victories

PGA TOUR Victories (3):

2016 (1) Shell Houston Open. **2019 (1)** Barbasol Championship. **2020 (1)** Wyndham Championship.

Korn Ferry Tour Victories (1):

2010 (1) Moonah Classic.

2019-20 Season Highlights

Played his way into the FedExCup Playoffs with a victory at the Wyndham Championship and advanced to the BMW Championship, finishing the season No. 64 in the FedExCup standings. Win marked his third PGA TOUR title and second in as many seasons. Qualified for the Playoffs for the first time since 2017 and fourth overall, while the appearance at the BMW Championship was his first since the 2015-16 season. One of four players to improve over 100 positions in the FedExCup standings since the season resumed in June to qualify for the FedExCup Playoffs and was the first player to jump at least 138 spots in the Regular Season finale during the FedExCup era. Win marked his only top-25 of the season. Made nine cuts in 21 starts.

PGA TOUR

Wyndham Championship - Won the Wyndham Championship by one stroke over Billy Horschel, his third PGA TOUR title in his 195th career start at age 42 years, 9 months, 11 days. Closing 36-hole score of 124 (61-63) was the second such score of 124 or better by a winner in PGA TOUR history. Moved from No. 192 to No. 54 in the FedExCup standings, becoming the first player to jump at least 138 spots in the Regular Season finale during the FedExCup era. Became the second player in his 40s to win during the season, joining Tiger Woods. Third-round 61 marked his first career 18-hole score of 61 or better. Co-led the field in Par-4 Scoring Average (3.77) and Eagles (3). Qualified for the 2020 U.S. Open as one of the top two players, not otherwise eligible, in the top 10 and ties.

Career Records

PGA TOUR (Playoff Record: 0 - 0)												
Season	Events	Rounds	1st	2nd	3rd	Top 10	Top 25	Cuts Made	Cuts Missed	WD	FedExCup Rank	Earnings
Total:	197	581	3		1	10	30	102	93	2		\$7,628,430
2020	21	60	1			1	1	9	12		64	\$1,390,275
2019	21	48	1			1	1	5	16		138	\$678,185
2018	9	25						3	5	1	233	\$46,962
2017	25	75			1	2	6	13	12		91	\$1,205,632
2016	29	93	1			2	7	18	11		42	\$2,091,274
2015	27	88				2	8	18	9		74	\$1,212,778
2014	21	58						11	9	1	182	\$187,337
2013	19	55				2	4	10	9		139	\$490,756
2012	2	6					1	1	1			\$105,000
2011	22	69					2	13	9		178	\$196,845
2010	1	4						1				\$23,385

(A) - Amateur

Top Tournaments

PGA TOUR										
	THE PLAYERS Championship	Masters Tournament	PGA Championship	U.S. Open	The Open Championship	WGC-HSBC Champions	WGC-Mexico	WGC-Dell Technologies Match Play	WGC-FedEx St. Jude Inv	
2020	CN1		177							
2017	T35		T44							
2016	CUT	CUT	CUT	CUT	T43					T27
2013				T67						
2012				CUT						
2011						T38				
2010				T47						

FedExCup Playoffs			
	THE NORTHERN TRUST	Dell Technologies Championship	BMW Championship
2020	CUT		T40
2017	CUT	T69	
2016	T22	T33	T24
2015	T13	CUT	

Personal

- Started playing golf at age 9 by tagging along with father and brother, Tom, at the local municipal course. By age 12, after mom dropped him off at the course, he played from dawn until dusk, using an all-day youth ticket.
- Favorite college team is the Cincinnati Bearcats. Favorite professional team is the Cincinnati Bengals.
- Is perhaps best known for working as an assistant club pro at Trump National Bedminster in New Jersey in 2006-07. Has played numerous rounds with Donald Trump and Trump's celebrity friends. Served as assistant pro from 2004-06 at the PGA GC and PGA CC in Port St. Lucie, Fla., and served as an assistant professional at Trump National in New Jersey.
- Marks his ball on the green with Presidential dollar gold coins. Roommate from his assistant-pro days, Steven Wyder, a high school history teacher, picks the "lucky" coins each week depending on event locations and dates. Ball marker has its own Twitter handle, @POTUSBallMarker, so his fans can follow.



Tim Herron (HAIR-en)

Height: 5'10" (1.78 m)
Weight: 250 (kg)
Age: 50 (February 06, 1970)
Birthplace: Minneapolis, Minnesota
Residence: Wayzata, Minnesota
Family: Wife, Ann; Carson, Mick, Patrick

Education: University of New Mexico
Special Interests: Fishing, pool, snow skiing
Turned Professional: 1993
City plays from: Wayzata, MN, United States

Exempt Status

PGA TOUR Past champion beyond 150 in 2019-20 FedExCup (thru 2020-21)

Career Victories

PGA TOUR Victories (4):

1996 (1) Honda Classic. **1997 (1)** LaCantera Texas Open. **1999 (1)** Bay Hill Invitational. **2006 (1)** Bank of America Colonial.

Player Statistics

Career Low Round: 61 - 2012 Wyndham Championship (Round 2)

Career High FedExCup Rank: #19 : 2007 Mercedes-Benz Championship

Career High Official World Golf Rank: #29 : 2000 AT&T Pebble Beach National Pro-Am

Career Largest Paycheck: \$1,080,000 : 2006 Bank of America Colonial (Finished 1)

National Team Selections

Walker Cup : 1993

Career Records

PGA TOUR (Playoff Record: 2-1)

Season	Events	Rounds	1st	2nd	3rd	Top 10	Top 25	Cuts Made	Cuts Missed	WD	FedExCup Rank	Earnings
Total:	566	1809	4	7	6	59	141	364	202			\$19,382,388
2020	6	15						1	5		240	\$15,494
2019	10	24						3	7		240	\$43,281
2018	12	31					1	4	8		196	\$209,216
2017	8	18						2	6		229	\$29,857
2016	14	41				1	2	8	6		182	\$297,238
2015	7	17						1	6		256	\$5,820
2014	15	44					1	10	5		181	\$212,771
2013	15	45					1	8	7		168	\$302,570
2012	27	88				2	4	16	11		128	\$660,279
2011	28	85			1	3	5	14	14		110	\$909,135
2010	24	79					4	16	8		162	\$391,502
2009	27	87					7	16	11		114	\$619,843
2008	28	97				3	9	20	8		53	\$1,164,999
2007	27	98		1		1	5	22	5	104		\$951,200
2006	27	81	1			2	4	15	12			\$1,776,142
2005	28	99			1	7	13	23	5			\$2,103,550
2004	26	83		1	1	4	10	17	9			\$1,727,577
2003	29	100		2	2	6	9	21	8			\$2,176,390
2002	30	99		1		3	7	21	9			\$954,917
2001	29	91			1	3	10	20	9			\$945,441
2000	28	94				4	10	21	7			\$731,925
1999	29	96	1	2		7	11	21	8			\$1,511,202
1998	29	94				4	10	21	8			\$525,373
1997	31	101	1			6	11	21	10			\$640,997
1996	31	100	1			3	7	22	9			\$475,670
1995	1	2							1			

(A) - Amateur

Top Tournaments

PGA TOUR	THE PLAYERS Championship	Masters Tournament	PGA Championship	U.S. Open	The Open Championship	WGC-HSBC Champions	WGC-Mexico	WGC-Dell Technologies Match Play	WGC-FedEx St. Jude Inv
2013	T15								
2012	CUT			CUT					
2009	CUT								
2008	CUT								
2007	T52	T37	T66						
2006	CUT	T36	T14	63	CUT		T48	T33	T68
2005	T6	T11	CUT	T33	T41			T33	
2004	CUT	CUT	CUT	T13	CUT		T54	T33	
2003	T54		T14				T2		
2002	T28		CUT	T50					
2001	T21		CUT	T40					
2000	CUT	CUT	CUT	CUT	CUT			T17	
1999	CUT	T44	CUT	6	T30		T16		
1998	CUT	CUT	75	T53					
1997	CUT		T13						
1996	T19	CUT	T31	CUT	CUT				
1995				CUT					

FedExCup Playoffs

	THE NORTHERN TRUST	Dell Technologies Championship	BMW Championship	TOUR Championship
2011	CUT			
2009	CUT			
2008	T24	T5	T38	
2007	T48	T60		

Personal

- Was diagnosed with Lyme Disease in July 2004 and suffered chronic fatigue the remainder of the season.
- Nicknamed "Lumpy" first day on job at golf course in Wayzata, Minnesota. Nickname stood at golf course, but not at school ("There already was a 'Lumpy' at school").
- Says ice fishing was way to pass time during Minnesota winters.
- Grandfather, Carson Lee Herron, played in 1934 U.S. Open and won state titles in Minnesota and Iowa. Father, also named Carson, played in 1963 U.S. Open. Herron, Tom Lehman and Lee Janzen are Minnesotans who have won more than once on TOUR. Sister Alissa won 1999 U.S. Mid-Amateur and is a three-time Minnesota Amateur champion.



Kramer Hickok

Height: 5'11" (1.8 m)
Weight: 178 (80 kg)
Age: 28 (April 14, 1992)
Birthplace: Austin, Texas
Residence: Dallas, Texas
Family: Single

Education: University of Texas (2015, Geography)
Special Interests: Hunting, fishing
Turned Professional: 2015
City plays from: Dallas, TX, United States

Exempt Status

PGA TOUR Top 50 from 2019 Korn Ferry Tour (thru 2020-21)

Career Victories

Korn Ferry Tour Victories (1):

2018 (1) DAP Championship presented by NewBrick.

Mackenzie Tour-PGA TOUR Canada Victories (2):

2017 (2) Players Cup, Ontario Championship hosted by National Pines Golf Club.

National Team Selections

Aruba Cup : 2017

Career Records

PGA TOUR (Playoff Record: 0 - 0)												
Season	Events	Rounds	1st	2nd	3rd	Top 10	Top 25	Cuts Made	Cuts Missed	WD	FedExCup Rank	Earnings
Total:	48	136				1	8	21	26	1		\$823,370
2020	18	49					3	7	10	1	170	\$253,646
2019	26	77				1	4	13	13		161	\$494,424
2017	2	6					1	1	1			\$75,300
2016	2	4							2			

(A) - Amateur

Player Statistics

Career Low Round: 64 - 2019 Mayakoba Golf Classic (Round 1)

Career High FedExCup Rank: #94 : 2019 Mayakoba Golf Classic

Career High Official World Golf Rank: #126 : 2018 BMW Championship

Career Largest Paycheck: \$118,500 : 2019 AT&T Byron Nelson (Finished 17)

Personal

- Parents are Doug and Lisa Hickok. Doug tried to walk on the University of Texas golf team under head coach George Hannon. Older brother, Carter is also a Texas grad.
- Played a lot of sports growing up, including football and soccer.
- If not a professional golfer would be in commercial real estate like his dad and brother.
- Favorites include the Dallas Mavericks, the Dallas Cowboys, the Texas Rangers and the Texas Longhorns. Enjoys watching Steph Curry, Dez Bryant and Dirk Nowitzki. Says The Bible is his favorite book, and top cities to visit are London and Whitefish, Montana. Favorite food is sushi.
- Big proponent of College Golf Fellowship.
- Considers Fred Couples a friend and mentor.
- Bucket list includes heli skiing and scuba diving the Great Barrier Reef.



Harry Higgs

Height: 6'2" (1.85 m)
Weight: 235 (kg)
Age: 28 (December 04, 1991)
Birthplace: Camden, New Jersey
Residence: Dallas, Texas
Family: Single

Education: Southern Methodist University (2014, Sport Management)
Turned Professional: 2014
City plays from: Dallas, TX, United States

Exempt Status

PGA TOUR Top 125 in 2019-20 FedExCup standings (thru 2020-21)

Career Victories

Korn Ferry Tour Victories (1):

2019 (1) Price Cutter Charity Championship presented by Dr Pepper.

PGA TOUR Latinoamerica Victories (1):

2018 (1) Diners Club Peru Open presentado por Lexus.

2019-20 Season Highlights

Was one of eight PGA TOUR rookies to qualify for the FedExCup Playoffs and one of four to advance to the BMW Championship, ending the season at No. 55 in the FedExCup standings. Season included seven top-25s, highlighted by a runner-up at the Bermuda Championship and a T9 at the Farmers Insurance Open, and 16 made cuts in 25 starts.

PGA TOUR

Bermuda Championship - In his sixth career start on TOUR, finished second to Brendon Todd at the Bermuda Championship at 20-under 264. Held a share of the 36-hole lead and a two-stroke 54-hole lead. Led the field in Scrambling at 95.65 percent (22/23). Co-led the field in Par-4 Scoring Average (3.73).

Career Records

PGA TOUR (Playoff Record: 0 - 0)											
Season	Events	Rounds	1st	2nd	3rd	Top 10	Top 25	Cuts Made	Cuts Missed	WD	FedExCup Rank
Total:	25	83	1	1	2	7	16	9	9		
2020	25	83	1		2	7	16	9			55
(A) - Amateur											
											Earnings
											\$1,251,570
											\$1,251,570

FedExCup Playoffs

THE NORTHERN TRUST	Dell Technologies Championship	BMW Championship	TOUR Championship
2020 T11		T56	

Player Statistics

Career Low Round: 63 - 2020 The American Express (Round 3)

Career High FedExCup Rank: #19 : 2020 A Military Tribute at The Greenbrier

Career High Official World Golf Rank: #125 : 2020 RBC Heritage

Career Largest Paycheck: \$327,000 : 2020 Bermuda Championship (Finished 2)

Personal

- Brother, Alex, is also a professional golfer who played at SMU. The brothers overlapped during Harry's senior year as Alex was a freshman.
- Missed a week of high school to compete in the Korn Ferry Tour's KC Golf Classic near his hometown as a 17-year-old amateur.
- Had the opportunity to play golf with President George W. Bush at Preston Trail GC in Dallas.
- Grew up in Overland Park, Kansas. Is a huge Kansas City Royals fan. Was on a red-eye flight between PGA TOUR Latinoamérica events when the Royals won the World Series in 2015.
- College teammates at SMU with Bryson DeChambeau.
- If not a professional golfer, would like to be a senator or governor or possibly president



Bo Hoag

Height: 6'2" (1.88 m)
Weight: 185 (84 kg)
Age: 32 (July 25, 1988)
Birthplace: Columbus, Ohio
Residence: Columbus, Ohio
Family: Wife, Kristen

Education: Ohio State University (2011, Economics)
Special Interests: Cars, Ohio State athletics
Turned Professional: 2011
City plays from: Columbus, OH, United States

Exempt Status

PGA TOUR Top 125 in 2019-20 FedExCup standings (thru 2020-21)

Career Victories

Korn Ferry Tour Victories (1):

2019 (1) WinCo Foods Portland Open presented by KraftHeinz.

Player Statistics

Career Low Round: 63 - 2020 3M Open (Round 4)

Career High FedExCup Rank: #58 : 2020 Sony Open in Hawaii

Career High Official World Golf Rank: #269 : 2020 Sony Open in Hawaii

Career Largest Paycheck: \$179,850 : 2020 Sony Open in Hawaii (Finished 9)

2019-20 Season Highlights

Was one of eight rookies to qualify for the FedExCup Playoffs and ended the season No. 125 in the FedExCup standings. Made 13 cuts in 22 starts including his first career top-10 finish, a T9 at the Sony Open in Hawaii.

Career Records

PGA TOUR (Playoff Record: 0 - 0)												
Season	Events	Rounds	1st	2nd	3rd	Top 10	Top 25	Cuts Made	Cuts Missed	WD	FedExCup Rank	Earnings
Total:	25	73				1	4	13	11	1		\$621,518
2020	22	67				1	4	13	8	1	125	\$621,518
2016	1	2							1			
2012	2	4							2			

(A) - Amateur

FedExCup Playoffs

THE NORTHERN TRUST Dell Technologies Championship BMW Championship TOUR Championship
 2020 CUT

Personal

- Born and raised in Upper Arlington, Ohio, attended the same high school and college as Jack Nicklaus. Grew up attending the Memorial Tournament presented by Nationwide. Through family friends and college functions, spent time with Nicklaus and his wife, Barbara. When he won the Korn Ferry Tour's WinCo Foods Portland Open to secure his PGA TOUR card, Nicklaus gave him a congratulatory phone call.
- Grandfather, Bob (Robert), was a great player who competed against Nicklaus, Palmer and Player. He played collegiate golf at Ohio State and was on the founding board at Muirfield Village Golf Club which opened in 1974.
- Includes driving a lap at the Indianapolis Motor Speedway on his bucket list.
- Favorite book is Freakonomics.



Charley Hoffman

Height: 6'0" (1.83 m)
Weight: 200 (91 kg)
Age: 43 (December 27, 1976)
Birthplace: San Diego, California
Residence: Las Vegas, Nevada
Family: Wife, Stacy; Claire JoAnn, Katelyn Elizabeth

Education: University of Nevada-Las Vegas (2000, Communications)
Special Interests: Snow skiing, jet skiing, barbecuing
Turned Professional: 2000
City plays from: Rancho Santa Fe, CA, United States

Exempt Status

PGA TOUR Top 125 in 2019-20 FedExCup standings (thru 2020-21)

Career Victories

PGA TOUR Victories (4):

2007 (1) Bob Hope Chrysler Classic. **2010 (1)** Deutsche Bank Championship. **2015 (1)** OHL Classic at Mayakoba. **2016 (1)** Valero Texas Open.

Korn Ferry Tour Victories (1):

2004 (1) Permian Basin Charity Golf Classic.

2019-20 Season Highlights

Qualified for the FedExCup Playoffs, one of nine players to do so in each of the first 14 seasons of the FedExCup era, and finished the season No. 77 in the FedExCup standings. Recorded two top-10s, highlighted by a T7 at the Workday Charity Open, and made the cut in 11 of 20 starts.

National Team Selections

Presidents Cup : 2017

Career Records

PGA TOUR (Playoff Record: 1 - 2)

Season	Events	Rounds	1st	2nd	3rd	Top 10	Top 25	Cuts Made	Cuts Missed	WD	FedExCup Rank	Earnings
Total:	406	1356	4	8	5	52	126	287	118	2		\$28,880,460
2020	20	59				2	6	11	9		77	\$932,875
2019	24	70		1		2	5	13	11		78	\$1,468,855
2018	25	80					9	19	5	1	79	\$1,400,637
2017	31	108		2	2	7	14	24	7		20	\$4,161,008
2016	26	88	1			1	8	20	6		44	\$2,350,239
2015	28	94	1	2	1	7	12	21	7		10	\$4,041,089
2014	25	93			1	5	10	21	4		53	\$1,977,296
2013	23	84			1	5	8	19	4		61	\$1,582,423
2012	27	88		1		2	6	18	9	1	69	\$1,276,663
2011	27	92		1		2	6	20	7		41	\$1,462,591
2010	24	85	1			5	8	18	6		4	\$2,559,646
2009	27	97		1		4	11	22	5		37	\$1,894,925
2008	29	94				3	6	19	10		68	\$945,702
2007	30	97	1			2	7	18	12		50	\$1,689,366
2006	29	98				5	10	21	8			\$1,115,193
2005	1	4						1				\$10,656
2004	1	4						1				\$11,296
2003	1	2							1			
2002	1	2							1			
2001	2	4							2			
2000	1 (A)	2							1			
1999	1 (A)	3							1			
1998	1 (A)	2							1			
1996	1 (A)	4						1				
1994	1	2							1			

(A) - Amateur

Top Tournaments

PGA TOUR	THE PLAYERS Championship	Masters Tournament	PGA Championship	U.S. Open	The Open Championship	WGC-HSBC Champions	WGC-Mexico	WGC-Dell Technologies Match Play	WGC-FedEx St. Jude Inv
2020	CNL								
2019	CUT	T29	T54		T51	T43			
2018	CUT	T12	CUT	T20	T17		T20	T36	T53
2017	T30	T22	T48	8	T20				3
2016	CUT	T29	CUT	T37	77		T17	T38	T33
2015	T30	T9	CUT	CUT	CUT		T38	T17	T31
2014	T38		CUT		T67				
2013	T37		T40	T45					
2012	CUT		CUT						
2011	T26	T27	CUT	T45	CUT		T24	T33	T37
2010	T22								
2009	T37		CUT		CUT		T13		
2008	CUT								
2007	T75		CUT		T35		T61		T22
2006				T48					

FedExCup Playoffs

	THE NORTHERN TRUST	Dell Technologies Championship	BMW Championship	TOUR Championship
2020	T13			
2019	T77			
2018	T20	74		
2017	T17	T47	T27	T28
2016	T13	CUT	T52	
2015	T62	3	T53	T22
2014	T30	CUT	T53	
2013	70	T27	68	
2012	CUT	T26	T54	
2011	T10	T31	T53	
2010	T27	1	T30	6
2009	T31	T27	T61	
2008	T38	T33	T60	
2007	T48	CUT	T25	

Player Statistics

Career Low Round: 61 - 2013 Travelers Championship (Round 1)

Career High FedExCup Rank: #2 : 2010 Deutsche Bank Championship

Career High Official World Golf Rank: #20 : 2017 World Golf Championships-Bridgestone Invitational

Career Largest Paycheck: \$1,350,000 : 2010 Deutsche Bank Championship (Finished 1)

Personal

- Born and raised in Poway, California, outside of San Diego.
- Began playing golf at age 7 with friend Bill Lunde's grandfather.
- Competed in San Diego Junior Golf Association with fellow PGA TOUR player Pat Perez. Won the California state high school championship in 1994 and 1995, the first player to win twice.
- Was a member of the 1998 NCAA championship team at the University of Nevada, Las Vegas. UNLV teammates included Chris Riley, Chad Campbell, Bill Lunde and Adam Scott. Graduated with a communications degree.
- In 2009, married wife Stacy, a longtime friend since graduating Poway High School together.
- Founded the Charley Hoffman Foundation to raise funds for charities benefitting children in their native and adopted hometowns of San Diego and Las Vegas. Foundation has raised more than \$1.8 million for charities in San Diego and Las Vegas.



Morgan Hoffmann

Height: 6'1" (1.85 m)
Weight: 180 (82 kg)
Age: 31 (August 11, 1989)
Birthplace: Franklin Lakes, New Jersey
Residence: Jupiter, Florida
Family: Wife, Chelsea

Education: Oklahoma State University
Special Interests: Anything active, sports, outdoors, airplanes
Turned Professional: 2011
City plays from: Palm Beach Gardens, FL, United States

Exempt Status

PGA TOUR Major Medical Extension

Career Victories

None.

Player Statistics

Career Low Round: 62 - 2016 John Deere Classic (Round 3)

Career High FedExCup Rank: #21 : 2014 BMW Championship

Career High Official World Golf Rank: #84 : 2015 World Golf Championships-Cadillac Match Play

Career Largest Paycheck: \$563,200 : 2017 The Honda Classic (Finished 2)

National Team Selections

Palmer Cup : 2009 **Walker Cup** : 2009

Career Records

PGA TOUR (Playoff Record: 0-0)												
Season	Events	Rounds	1st	2nd	3rd	Top 10	Top 25	Cuts Made	Cuts Missed	WD	FedExCup Rank	Earnings
Total:	162	484	1	2	9	33	87	73	3			\$6,004,658
2020	4	10						1	3		222	\$44,850
2019	11	30					4	7			225	\$92,212
2018	9	23				2	3	5		1	198	\$170,673
2017	29	88		1		1	5	17	12		81	\$1,278,568
2016	25	67			1	1	5	11	14		133	\$717,890
2015	26	85				2	5	17	8	1	85	\$1,111,240
2014	32	99			1	2	8	20	12	1	26	\$1,595,922
2013	20	64				3	7	11	9		117	\$871,003
2012	1	4						1				\$53,168
2011	4	12					1	2	2			\$69,131
2010	1(A)	2							1			

(A) - Amateur

Top Tournaments

PGA TOUR									
THE PLAYERS Championship	Masters Tournament	PGA Championship	U.S. Open	The Open Championship	WGC-HSBC Champions	WGC-Mexico	WGC-Dell Technologies Match Play	WGC-FedEx St. Jude Inv	
2016 T49									
2015 CUT	T28	T75	T27	CUT		T17			
2014 T17									
2013			CUT						
2012			T29						
2010			CUT						

FedExCup Playoffs

THE NORTHERN TRUST	Dell Technologies Championship	BMW Championship	TOUR Championship
2017 T67	T40		
2015 T39	73		
2014 T9	T35	3	T27
2013 CUT			

Personal

- Following his facioscapulohumeral muscular dystrophy diagnosis, launched the Morgan Hoffmann Foundation, a non-profit organization dedicated to finding a cure for muscular dystrophy and improving the physical and mental wellness of those in the fight against neuromuscular diseases. Received the 2020 PGA TOUR Courage Award.
- Was a defenseman in junior hockey for seven years before turning his full attention to golf.
- Favorite professional team is the New York Yankees.
- Earned his pilot's license in November 2014.
- Teamed with former Ralph Lauren designer, Charlie Schaefer, to start Greyson Clothiers. Clothing line made its debut at Augusta National as Hoffmann made his Masters debut in 2015.



Tom Hoge^(HOAGIE)

Height: 6'1" (1.85 m)
Weight: 175 (79 kg)
Age: 31 (May 25, 1989)
Birthplace: Statesville, North Carolina
Residence: Fargo, North Dakota
Family: Wife, Kelly

Education: Texas Christian University (2011, Accounting and Finance)
Turned Professional: 2011
City plays from: Fargo, ND, United States

Exempt Status

PGA TOUR Top 125 in 2019-20 FedExCup standings (thru 2020-21)

Career Victories

Mackenzie Tour-PGA TOUR Canada Victories (1):

2011 (1) The Players Cup.

Player Statistics

Career Low Round: 62 - 2020 Wyndham Championship (Round 1)

Career High FedExCup Rank: #2 : 2020 A Military Tribute at The Greenbrier

Career High Official World Golf Rank: #125 : 2020 Workday Charity Open

Career Largest Paycheck: \$817,500 : 2020 A Military Tribute at The Greenbrier (Finished 2)

2019-20 Season Highlights

Qualified for the FedExCup Playoffs for the second time, finishing No. 50 in the FedExCup standings while advancing to the BMW Championship for the first time. Made 13 cuts in 24 starts, beginning the season with a runner-up finish at A Military Tribute at The Greenbrier. Recorded top-10s in back-to-back weeks for the first time in his career at The American Express (T6) and Farmers Insurance Open (5th).

PGA TOUR

A Military Tribute at The Greenbrier - Finished solo-second and six strokes behind champion Joaquin Niemann at A Military Tribute at The Greenbrier. Marked his 11th career top-10 and first runner-up on TOUR. Recorded four rounds in the 60s in a stroke-play event for the second time and first since the 2018 Wyndham Championship. **Sanderson Farms Championship** - Shot a first-round 64 to hold a share of the 18-hole lead at the Sanderson Farms Championship before finishing T39. Represented the fifth 18-hole lead/co-lead of his career (fell to 0-for-5). **Farmers Insurance Open** - Finished fifth at the Farmers Insurance Open, his first top-10 in five starts at the event. Led the field in Scrambling (80.95%). **Wyndham Championship** - Held a share of the first- and second-round leads at the Wyndham Championship before finishing T27. Marked his sixth career 18-hole lead/co-lead (fell to 0-for-6) and second at the Wyndham Championship. Fell to 0-for-2 with the 36-hole lead/co-lead, with both coming at the Wyndham Championship. First-round 62 marked his second career 18-hole score of 62 or better and first since the 2015 Wyndham Championship (62/R1).

Career Records

PGA TOUR (Playoff Record: 0-0)

Season	Events	Rounds	1st	2nd	3rd	Top 10	Top 25	Cuts Made	Cuts Missed	WD	FedExCup Rank	Earnings
Total:	157	461		1	1	13	26	89	68			\$5,414,049
2020	24	74		1		3	6	13	11		50	\$1,857,073
2019	32	90				1	3	17	15		159	\$573,464
2018	31	93			1	3	7	20	11		92	\$1,358,542
2017	17	46				2	3	10	7		166	\$373,092
2016	26	77				2	3	14	12		144	\$561,559
2015	26	79				2	4	15	11		132	\$690,319
2011	1	2							1			

(A) - Amateur

Top Tournaments

PGA TOUR	THE PLAYERS Championship	Masters Tournament	PGA Championship	U.S. Open	The Open Championship	WGC-HSBC Champions	WGC-Mexico	WGC-Dell Technologies Match Play	WGC-FedEx St. Jude Inv
2020	CN1		T58						
2019	T30			T43					
2018	T72								
2016				CUT					
2015				CUT					

FedExCup Playoffs

THE NORTHERN TRUST	Dell Technologies Championship	BMW Championship	TOUR Championship
2020	CUT	T65	
2018	CUT		

Personal

- Biggest thrill in golf is winning the Mackenzie Tour-PGA TOUR Canada's Players Cup in 2011 to gain entry into the PGA TOUR's RBC Canadian Open.
- Favorite TV show is "Modern Family." Favorite entertainer is Rob Baird. Favorite food is ice cream. Favorite college teams are Texas Christian and North Carolina in basketball.



J.B. Holmes

Height: 5'11" (1.8 m)
Weight: 190 (86 kg)
Age: 38 (April 26, 1982)
Birthplace: Campbellsville, Kentucky
Residence: Orlando, Florida
Family: Wife, Erica; Tucker Bradley

Education: University of Kentucky
Special Interests: Fishing
Turned Professional: 2005
City plays from: Campbellsville, KY, United States

Exempt Status

PGA TOUR Tournament winner (thru 2021-22)

Career Victories

PGA TOUR Victories (5):

2006 (1) FBR Open. **2008 (1)** FBR Open. **2014 (1)** Wells Fargo Championship. **2015 (1)** Shell Houston Open. **2019 (1)** Genesis Open.

Player Statistics

Career Low Round: 60 - 2010 The Greenbrier Classic (Round 3)

Career High FedExCup Rank: #1 : 2008 AT&T Pebble Beach National Pro-Am

Career High Official World Golf Rank: #12 : 2015 World Golf Championships-Cadillac Match Play

Career Largest Paycheck: \$1,332,000 : 2019 Genesis Open (Finished 1)

2019-20 Season Highlights

Missed the FedExCup Playoffs for the first time since the 2013 season, finishing the season No. 148 in the FedExCup standings. Made just eight starts and failed to record a top-10 finish for the first time since 2013. Withdrew from the Workday Charity Open in his only start following the PGA TOUR's Return to Golf. Best finish came at the AT&T Pebble Beach Pro-Am (T14).

National Team Selections

Arnold Palmer Cup : 2005 **Presidents Cup** : 2015 **Ryder Cup** : 2008, 2016 **Walker Cup** : 2005

Career Records

PGA TOUR (Playoff Record: 2 - 2)

Season	Events	Rounds	1st	2nd	3rd	Top 10	Top 25	Cuts Made	Cuts Missed	WD	FedExCup Rank	Earnings
Total:	326	1054	5	5	3	41	97	228	90	8		\$25,636,362
2020	8	25					3	6	1	2	148	\$440,524
2019	25	71	1			2	6	15	9	1	56	\$2,147,065
2018	24	75		1	1	3	4	14	10		82	\$1,595,942
2017	23	76				2	7	19	4		95	\$1,353,584
2016	22	74			1	6	10	17	5		30	\$2,969,608
2015	25	85	1	2		7	10	20	5		14	\$4,037,430
2014	24	86	1			2	9	19	5		42	\$2,365,204
2013	5	12						1	4		236	\$15,184
2012	25	86				2	8	20	5		48	\$1,179,505
2011	16	53				4	7	13	2	1	86	\$1,398,583
2010	26	100		1	1	3	12	24	2		34	\$2,386,248
2009	25	74		1		2	3	13	11	1	69	\$1,219,534
2008	26	85	1			3	9	19	7		38	\$2,166,131
2007	24	71				3	5	12	11		113	\$874,216
2006	26	77	1			2	4	16	7	3		\$1,487,604
2005	1	2							1			
2003	1 (A)	2							1			

(A) - Amateur

Top Tournaments

PGA TOUR	THE PLAYERS Championship	Masters Tournament	PGA Championship	U.S. Open	The Open Championship	WGC-HSBC Champions	WGC-Mexico	WGC-Dell Technologies Match Play	WGC-FedEx St. Jude Inv
2020	CNTL								
2019	CUT	T62	CUT	CUT	T67			T17	54
2018	CUT		CUT						
2017	T41	50	T28	12	T54	T35	T12	T51	T60
2016	CUT	T4	CUT	CUT	3		59	T28	T27
2015	T51	CUT	24	T27	CUT	T28	2	T9	T37
2014	CUT		T64	T17	CUT				T26
2012	CUT								
2011	T6		W/D		CUT			T5	
2010	T13		T24		T14		T18		T44
2009	CUT		W/D	T27	69				T36
2008	T10	T25	T29	CUT	CUT		T40	T33	T36
2007	T16								
2006	T38		T37	T48	CUT				T50
2003				CUT					

FedExCup Playoffs

	THE NORTHERN TRUST	Dell Technologies Championship	BMW Championship	TOUR Championship
2019	T52		T65	
2018	CUT	T49		
2017	CUT			
2016	T41	T33	T4	27
2015	T58	T44	T4	T8
2014	CUT	T35	T12	
2012	T19	T39	T34	
2010	CUT	T11	T60	
2009	T31	68	68	
2008	T24	CUT	T33	
2007	T41	CUT		

Personal

- Grew up playing baseball until he played his first junior golf tournament and won his first four golf tournaments.
- Was on Taylor County (Ky.) High School golf team as a third-grader, was No. 1 or No. 2 man by fifth grade and won Kentucky high school title as a sophomore. Known for his compact swing and long drives.
- Had his 2011 season cut short when he was diagnosed with structural defects in the cerebellum and underwent brain surgery to repair Chiari malformations September 1. In his second week back, finished T45 at the Waste Management Phoenix Open, site of his first two PGA TOUR wins (2006 and 2008).
- Was named recipient of the 2016 Ben Hogan Award by the Golf Writers Association of America, in recognition of staying active in golf despite a physical handicap. One of six members inducted into the University of Kentucky Sports Hall of Fame 2012 class.



Max Homa (HOME-uh)

Height: 6'1" (1.85 m)
Weight: 180 (82 kg)
Age: 29 (November 19, 1990)
Birthplace: Burbank, California
Residence: Valencia, California
Family: Wife, Lacey

Education: University of California-Berkeley (2013, Consumer Behavior)
Special Interests: Going to the gym, basketball
Turned Professional: 2013
City plays from: Valencia, CA, United States

Exempt Status

PGA TOUR Tournament winner (thru 2021-22)

Career Victories

PGA TOUR Victories (1):

2019 (1) Wells Fargo Championship.

Korn Ferry Tour Victories (2):

2014 (1) BMW Charity Pro-Am Presented by SYNnex Corporation. **2016 (1)** Rust-Oleum Championship.

2019-20 Season Highlights

Qualified for the FedExCup Playoffs for the second consecutive season and advanced to the BMW Championship for the second time, ending his season at No. 70 in the FedExCup standings. Made 14 of 21 cuts and recorded four top-10s, highlighted by a T3 at the 3M Open.

PGA TOUR

The Genesis Invitational - Finished T5 at The Genesis Invitational, his first top-10 in four starts at the event. Marked his first top-five on TOUR since winning the 2019 Wells Fargo Championship.

National Team Selections

Walker Cup : 2013

Career Records

PGA TOUR (Playoff Record: 0 - 0)											
Season	Events	Rounds	1st	2nd	3rd	Top 10	Top 25	Cuts Made	Cuts Missed	WD	FedExCup Rank
Total:	99	288	1		1	8	12	48	51		\$4,110,933
2020	21	70			1	4	7	14	7		70
2019	25	80	1			2	3	16	9		60
2017	17	37						2	15		244
2015	27	74				1	1	12	15		163
2014	8	25				1	1	4	4		
2013	1 (A)	2							1		

(A)-Amateur

Top Tournaments

PGA TOUR									
THE PLAYERS Championship	Masters Tournament	PGA Championship	U.S. Open	The Open Championship	WGC-HSBC Champions	WGC-Mexico	WGC-Dell Technologies Match Play	WGC-FedEx St. Jude Inv	
2020 CNL		CUT						T52	
2019		T64						T61	
2013			CUT						

FedExCup Playoffs

THE NORTHERN TRUST	Dell Technologies Championship	BMW Championship	TOUR Championship
2020 CUT		T59	
2019 T38		T61	

Player Statistics

Career Low Round: 63 - 2020 The American Express (Round 3)

Career High FedExCup Rank: #35 : 2019 Wells Fargo Championship

Career High Official World Golf Rank: #68 : 2020 3M Open

Career Largest Paycheck: \$1,422,000 : 2019 Wells Fargo Championship (Finished 1)

Personal

- Is a 2009 graduate of Valencia (Calif.) High School.
- Earliest golf memory is Tiger Woods winning the 1997 Masters.
- If not a professional golfer, he would be a broadcaster.
- Biggest thrill in golf is playing on the winning 2013 Walker Cup team.
- Favorite course played is The National GL of America, host of the 2013 Walker Cup. Favorite pro teams are the Los Angeles Dodgers and the Los Angeles Lakers. Favorite TV shows are "The Office" and "Friends." Favorite movies are the Harry Potter series. Favorite entertainers are Lana Del Ray and J. Cole. Favorite city is San Diego. Favorite quote is "Winners never quit, quitters never win."
- Lucky charm is his First Tee ball marker.



Billy Horschel (HOR-shul)

FedExCup Champion: 2014

Height: 6'0" (1.83 m)

Weight: 175 (79 kg)

Age: 33 (December 07, 1986)

Birthplace: Grant, Florida

Residence: Ponte Vedra Beach, Florida

Family: Wife, Brittany; Skylar Lillian, Colbie Rae, Axel Brooks

Education: University of Florida (2009, Sports Management)

Special Interests: Sports, riding his Peloton bike, hiking in Aspen with his wife, American history

Turned Professional: 2009

City plays from: Ponte Vedra Beach, FL, United States

Exempt Status

PGA TOUR Tournament winner (thru 2020-21)

Career Victories

PGA TOUR Victories (5):

2013 (1) Zurich Classic of New Orleans. **2014 (2)** BMW Championship, TOUR Championship by Coca-Cola. **2017 (1)** AT&T Byron Nelson. **2018 (1)** Zurich Classic of New Orleans.

2019-20 Season Highlights

Finished No. 30 in the FedExCup standings after qualifying for the FedExCup Playoffs for the eighth consecutive season. Reached the TOUR Championship for the fourth time overall and first time since the 2017-18 season. Recorded six top-10s, highlighted by a runner-up at the Wyndham Championship, and made 17 cuts in 22 starts.

PGA TOUR

Wyndham Championship - Shot a final-round 65 to finish solo-second at the Wyndham Championship, the sixth runner-up of his career and first since the 2018 TOUR Championship. Held a share of the second-round lead, falling to 1-for-6 with the 36-hole lead/co-lead in his career. Carded three scores of 65 or better for the first time in his career (64/R2, 65/R3, 65/R4) and recorded first career 72-hole score of 260 or better (260). Co-led the field in Par-4 Scoring Average (3.77).

National Team Selections

Arnold Palmer Cup : 2007, 2008 **Walker Cup** : 2007

Career Records

PGA TOUR (Playoff Record: 1 - 1)												
Season	Events	Rounds	1st	2nd	3rd	Top 10	Top 25	Cuts Made	Cuts Missed	WD	FedExCup Rank	Earnings
Total:	253	842	5	6	5	43	88	181	70	2		\$24,400,329
2020	22	79		1		6	9	17	5		30	\$2,383,908
2019	26	92				4	14	24	2		43	\$2,187,249
2018	27	82	1	2	2	6	11	17	8	2	5	\$4,315,200
2017	28	86	1	1		4	6	16	12		42	\$2,697,960
2016	20	70				5	9	17	3		50	\$1,744,571
2015	28	96			1	2	9	22	6		66	\$1,735,751
2014	27	90	2	1		5	12	20	7		1	\$4,814,787
2013	26	96	1	1	1	8	10	22	4		16	\$3,501,703
2012	17	59			1	1	2	15	2		143	\$486,177
2011	25	75				2	6	11	14		170	\$533,024
2010	4	11							4			
2009	2	4							2			
2006	1 (A)	2							1			

(A) - Amateur

Top Tournaments

PGA TOUR									
THE PLAYERS Championship	Masters Tournament	PGA Championship	U.S. Open	The Open Championship	WGC-HSBC Champions	WGC-Mexico	WGC-Dell Technologies Match Play	WGC-FedEx St. Jude Inv	
2020 CNL		T43			T24	T19		T25	
2019 T26	T56	T23	T32	CUT	T11	T45	T24	T9	
2018 T37	CUT	T35							
2017 CUT		T48	CUT	CUT				T74	
2016 T28	T17	T79	T32	CUT		41	T38		
2015 T13	CUT	T25	T25	T30	T73	T46	T17	T33	
2014 T26	T37	T58	T23	CUT	T34	T50	T17		
2013 CUT		CUT	T4	CUT				T44	
2006			CUT						

FedExCup Playoffs

THE NORTHERN TRUST	Dell Technologies Championship	BMW Championship	TOUR Championship
2020 CUT		T33	30
2019 T21		T37	
2018 T3	W/D	T3	2
2017 CUT		62	
2016 T13	CUT	T10	
2015 CUT	72	T32	
2014 CUT	T2	1	1
2013 CUT	T70	T18	T7

Personal

- Loves real estate and watching the trends in the housing market. Would love to get into selling real estate or flipping houses one day.
- Favorite professional sports teams are the Boston Red Sox, New England Patriots and Jacksonville Jaguars.
- Superstitions include carrying four tees and a 1936 quarter in his right-front pocket.



Beau Hossler

Height: 6'1" (1.85 m)
Weight: 195 (88 kg)
Age: 25 (March 16, 1995)
Birthplace: Mission Viejo, California
Residence: Dallas, Texas
Family: Single

Turned Professional: 2016
City plays from: Mission Viejo, CA, United States

Exempt Status

PGA TOUR Top 125 in 2019-20 FedExCup standings (thru 2020-21)

Career Victories

None.

Player Statistics

Career Low Round: 64 - 2018 Fort Worth Invitational (Round 1)

Career High FedExCup Rank: #26 : 2018 Quicken Loans National

Career High Official World Golf Rank: #64 : 2018 Quicken Loans National

Career Largest Paycheck: \$756,000 : 2018 Houston Open (Finished 2)

2019-20 Season Highlights

Advanced to the FedExCup Playoffs for the second time and first since the 2017-18 season, finishing the season No. 116 in the FedExCup standings. Made the cut in 13 of 22 starts, highlighted by a T9 at the Farmers Insurance Open, his lone top-10 of the season.

National Team Selections

Eisenhower Trophy : 2014 **Arnold Palmer Cup** : 2015 **Walker Cup** : 2015

Career Records

PGA TOUR (Playoff Record: 0 - 1)												
Season	Events	Rounds	1st	2nd	3rd	Top 10	Top 25	Cuts Made	Cuts Missed	WD	FedExCup Rank	Earnings
Total:	89	292		2		6	16	60	29			\$3,830,618
2020	22	67				1	5	13	9		116	\$658,088
2019	27	83					3	16	11		145	\$645,795
2018	28	104		2		5	8	24	4		46	\$2,449,707
2017	8	25						4	4			\$77,028
2015	1(A)	4						1				
2012	2(A)	7						2				
2011	1(A)	2							1			

(A) - Amateur

Top Tournaments

PGA TOUR									
THE PLAYERS Championship	Masters Tournament	PGA Championship	U.S. Open	The Open Championship	WGC-HSBC Champions	WGC-Mexico	WGC-Dell Technologies Match Play	WGC-FedEx St. Jude Inv	
2019 CUT		136							
2018 T46		CUT		T75					
2015			T58						
2012			T29						
2011			CUT						

FedExCup Playoffs

THE NORTHERN TRUST	Dell Technologies Championship	BMW Championship	TOUR Championship
2020 T49			
2018 T60	T35	T33	

Personal

- As a junior golfer, worked with legendary golf instructor Jim Flick for six years until Flick passed away in 2012.
- Gamered widespread attention at the 2012 U.S. Open when, as a 17-year-old, he briefly held the lead during the second round (finished T29).
- Huge Los Angeles Dodgers fan.
- Had to delay the start of his professional career after suffering a shoulder injury in June 2016 while representing Texas in the semifinals of the NCAA Men's Golf Championships. Was unable to play in the finals where Oregon won, 3 and 2.



Viktor Hovland

Height: 5'10" (1.78 m)
Weight: (kg)
Age: 23 (September 18, 1997)
Birthplace: Oslo, Norway
Residence: Stillwater, Oklahoma

Education: Oklahoma State University
Turned Professional: 2019
City plays from: Oslo, Norway

Exempt Status

PGA TOUR Tournament winner (thru 2022-23)

Career Victories

PGA TOUR Victories (1):

2020 (1) Puerto Rico Open.

Player Statistics

Career Low Round: 63 - 2020 Travelers Championship (Round 1)

Career High FedExCup Rank: #10 : 2020 A Military Tribute at The Greenbrier

Career High Official World Golf Rank: #30 : 2020 PGA Championship

Career Largest Paycheck: \$540,000 : 2020 Puerto Rico Open (Finished 1)

2019-20 Season Highlights

Won the Puerto Rico Open and finished his rookie season tied with Brendon Todd for No. 20 in the FedExCup standings, becoming one of eight PGA TOUR rookies to qualify for the FedExCup Playoffs and one of two to advance to the TOUR Championship. Was the only rookie to win on TOUR during the season. Became the first player on the PGA TOUR (since 1983) to record a streak of at least 18 rounds in the 60s with a first-round 69 at THE CJ CUP @ NINE BRIDGES, breaking Bob Estes' 2001 record of 17. The streak, which began in the final round of the 2019 Rocket Mortgage Classic (64), reached 19 before a third-round 74 at THE CJ CUP @ NINE BRIDGES. In all, recorded three top-10s and made the cut in 17 of 20 starts.

PGA TOUR

Puerto Rico Open - Became the first player from Norway to win on the PGA TOUR with his first career victory at the Puerto Rico Open. Win came in his 17th career start on TOUR at age 22 years, 158 days. Became the fourth player since 1990 to win the U.S. Amateur and on the PGA TOUR before turning 23, joining Phil Mickelson, Tiger Woods and David Gossett. Made a triple bogey at the par-3 11th in the final round, becoming the second winner of the season and fifth since 2003 to make a triple bogey or worse in the final round. Held a share of the 36-hole lead and a one-stroke 54-hole lead, the first two leads/co-leads after any round in his PGA TOUR career. Marked the first win of the season by a rookie and the fourth at the Puerto Rico Open since 2010. **Workday Charity Open** - Finished third at the Workday Charity Open, his second top-three finish of his career. Co-led the field in Birdies (24). Played in the final grouping with Collin Morikawa and Justin Thomas.

National Team Selections

Arnold Palmer Cup : 2017, 2018 **Eisenhower Trophy** : 2016, 2018

Career Records

PGA TOUR (Playoff Record: 0 - 0)												
Season	Events	Rounds	1st	2nd	3rd	Top 10	Top 25	Cuts Made	Cuts Missed	WD	FedExCup Rank	Earnings
Total:	30	110	1		1	4	14	25	5			\$2,660,310
2020	20	74	1		1	3	9	17	3		20	\$1,982,275
2019	5	20				1	4	5				\$678,035
2019	5 (A)	16					1	3	2			

(A) - Amateur

Top Tournaments

PGA TOUR									
THE PLAYERS Championship	Masters Tournament	PGA Championship	U.S. Open	The Open Championship	WGC-HSBC Champions	WGC-Mexico	WGC-Dell Technologies Match Play	WGC-FedEx St. Jude Inv	
2020 CNL		T33							T59
2019	T32			T12					

FedExCup Playoffs

THE NORTHERN TRUST	Dell Technologies Championship	BMW Championship	TOUR Championship
2020 T18		T40	T20

Personal

- Born and raised in Oslo, Norway where he is known for making history as the first Norwegian player to win the U.S. Amateur (2018) and the first player from Norway to compete in the Masters (2019).
- Father, Harald, picked up golf while he was living and working in the United States (St. Louis) as an engineer. He brought golf clubs back to Norway and taught Viktor to play at age 11. Viktor spent most of the year practicing golf at an indoor driving range.
- Competed at Oklahoma State with teammates Kristoffer Ventura and Matthew Wolff.
- Learned English by watching movies, specifically historical dramas like "Lincoln" and "Amistad."
- Grew up interested in soccer and taekwondo.
- Loves metal music like Metallica, Tool and System of the Down.



Charles Howell III

Height: 5'11" (1.8 m)
Weight: 155 (70 kg)
Age: 41 (June 20, 1979)
Birthplace: Augusta, Georgia
Residence: Orlando, Florida
Family: Wife, Heather; Ansley Grace, Chase

Education: Oklahoma State University
Special Interests: Fitness, nutrition, fishing
Turned Professional: 2000
City plays from: Windermere, FL, United States

Exempt Status

PGA TOUR Tournament winner (thru 2021-22)

Career Victories

PGA TOUR Victories (3):

2002 (1) Michelob Championship at Kingsmill. **2007 (1)** Nissan Open. **2019 (1)** The RSM Classic.

Player Statistics

Career Low Round: 61 - 2004 Booz Allen Classic (Round 1)

Career High FedExCup Rank: #1 : 2019 The RSM Classic

Career High Official World Golf Rank: #15 : 2007 Shell Houston Open

Career Largest Paycheck: \$1,152,000 : 2019 The RSM Classic (Finished 1)

2019-20 Season Highlights

Became one of nine players to qualify for the FedExCup Playoffs in each of the first 14 seasons of the FedExCup era, advancing to the BMW Championship and ending his season at No. 69 in the FedExCup standings. Marked his fifth consecutive appearance at the BMW Championship. Made 14 of 20 cuts during the season and recorded three top-10 finishes, with his best result a T3 at the 3M Open.

PGA TOUR

Safeway Open - Earned a T4 in his sixth appearance at the Safeway Open, marking his first top-five on TOUR since his win at The RSM Classic in 2018.

National Team Selections

Arnold Palmer Cup : 1998 **Presidents Cup** : 2003, 2007

Career Records

PGA TOUR (Playoff Record: 2 - 4)

Season	Events	Rounds	1st	2nd	3rd	Top 10	Top 25	Cuts Made	Cuts Missed	WD	FedExCup Rank	Earnings
Total:	572	1961	3	16	10	96	220	442	127	3		\$40,052,301
2020	20	69			1	3	6	14	6		69	\$1,371,807
2019	27	91	1			5	12	21	5	1	28	\$3,039,049
2018	28	100				4	14	24	4		53	\$2,179,725
2017	23	82		2		5	10	20	3		40	\$2,606,383
2016	25	91				5	14	21	4		52	\$1,974,962
2015	30	105				3	7	23	7		79	\$1,257,361
2014	29	106			1	6	10	24	5		34	\$1,997,044
2013	26	85		1	1	5	9	19	6		35	\$1,877,389
2012	29	98		1		2	8	20	9		84	\$1,284,578
2011	30	108			2	7	15	25	5		19	\$2,509,223
2010	28	103				6	11	23	5		75	\$1,482,211
2009	29	99		2		3	8	21	8		49	\$1,804,460
2008	31	99			1	4	12	22	9		95	\$1,449,232
2007	26	86	1	2		5	8	19	7	1	18	\$2,832,091
2006	30	93		2		3	5	20	9	1		\$1,553,105
2005	29	90		1	1	6	13	21	8			\$2,074,329
2004	30	101		1		5	10	22	8			\$1,703,485
2003	31	115		2		6	16	29	2			\$2,568,955
2002	32	112	1	1	1	7	16	27	5			\$2,702,747
2001	24	85		1	1	5	14	20	4			\$1,520,632
2000	13	39			1	1	2	7	6			\$263,533
1997	1(A)	2							1			
1996	1(A)	2							1			

(A) - Amateur

Top Tournaments

PGA TOUR	THE PLAYERS Championship	Masters Tournament	PGA Championship	U.S. Open	The Open Championship	WGC-HSBC Champions	WGC-Mexico	WGC-Dell Technologies Match Play	WGC-FedEx St. Jude Inv
2020	CN1					T36	T53		
2019	T35	T32	T41	T52			T14	T24	
2018	T17		T71	T25	CUT	T15		T9	
2017			T73		CUT			T9	
2016	CUT								
2015	T56		T65						
2014	CUT		CUT						
2013	T66		CUT				T12	T17	
2012	CUT	T19	CUT	CUT	T64		T17		
2011	CUT		T26		T28				
2010	CUT		T48						
2009	CUT		CUT		CUT				T29
2008	CUT	CUT	T47	CUT	CUT		T51	T17	T27
2007	T9	T30	T42	T51	CUT		T16	T9	T39
2006	T53	CUT	CUT	T37				T33	
2005	CUT	CUT	T15	T75	CUT			T33	
2004	CUT	T13	T31	T36	T42		T59	T33	T9
2003	T32	T28	T10	T53	T65		T21	T33	T21
2002	T60	T29	T17	T18				T17	
2001			T22	CUT					

FedExCup Playoffs

THE NORTHERN TRUST	Dell Technologies Championship	BMW Championship	TOUR Championship
2020	T44	T48	
2019	CUT	T37	28
2018	CUT	T24	
2017	T62	T67	
2016	CUT	T47	
2015	T58		
2014	T22	T36	
2013	T33	T39	
2012	T54		
2011	T18	T42	T6
2010	CUT		
2009	T70	T30	
2008	CUT		
2007	CUT		

Personal

- Grew up near Augusta National GC, home of the Masters, and was a member of Augusta CC, which is adjacent to Amen Corner.
- Next-door neighbor, Graham Hill, first introduced him to golf at age 7. Won five tournaments before his 11th birthday.



Mark Hubbard

Height: 6'0" (1.83 m)
Weight: 175 (79 kg)
Age: 31 (May 24, 1989)
Birthplace: Denver, Colorado
Residence: The Woodlands, Texas
Family: Wife, Meghan

Education: San Jose State University (2011, Business Management)
Special Interests: Video games, fine dining, friends, skiing.
Turned Professional: 2012
City plays from: Denver, CO, United States

Exempt Status

PGA TOUR Top 125 in 2019-20 FedExCup standings (thru 2020-21)

Career Victories

Korn Ferry Tour Victories (1):

2019 (1) LECOM Suncoast Classic.

Mackenzie Tour-PGA TOUR Canada Victories (1):

2013 (1) Wildfire Invitational.

2019-20 Season Highlights

In his fourth season on the PGA TOUR, advanced to the FedExCup Playoffs for a second time and to the BMW Championship for the first time, finishing the season No. 44 in the FedExCup standings. Recorded the first three top-10s of his career and made 19 cuts in 24 starts. Recorded 47 scores in the 60s, tied with Sungjae Im for the most on TOUR.

PGA TOUR

Houston Open - Tied Scott Harrington for second at the Houston Open and was the only player in the field to record four scores in the 60s. Played the par-3s in 4-under, tied with Stewart Cink for best in the field.

Career Records

PGA TOUR (Playoff Record: 0-0)												
Season	Events	Rounds	1st	2nd	3rd	Top 10	Top 25	Cuts Made	Cuts Missed	WD	FedExCup Rank	Earnings
Total:	108	338		1		3	16	70	36	1		\$3,055,464
2020	24	86		1		3	7	19	4	1	44	\$1,840,473
2017	27	74					2	14	13		184	\$267,968
2016	30	97					5	21	9		115	\$642,942
2015	25	77					2	15	9		164	\$293,980
2014	1	4						1				\$10,100
2013	1								1			

(A) - Amateur

Top Tournaments

PGA TOUR									
THE PLAYERS Championship	Masters Tournament	PGA Championship	U.S. Open	The Open Championship	WGC-HSBC Champions	WGC-Mexico	WGC-Dell Technologies Match Play	WGC-FedEx St. Jude Inv	
2020 CNL		151							
2017 CUT									

FedExCup Playoffs

THE NORTHERN TRUST	Dell Technologies Championship	BMW Championship	TOUR Championship
2020 T29		151	
2016 CUT			

Personal

- Has four brothers and one sister.
- Attended Colorado Academy in Denver, Colo.
- Was all-state in high school in both golf and basketball.
- Earliest golf memory was hitting golf balls in family backyard in the mountains and then having an "Easter egg hunt" to find them.
- Picked golf over basketball ("Not tall enough to play in the NBA.").
- If not a professional golfer, he would probably just move to Bora Bora, open a tiki bar and disappear off the grid.
- Biggest thrill outside golf is heli-skiing.
- Favorite course he's played is Cypress Point.
- Likes all Colorado sports teams, especially the Denver Broncos.
- Favorite TV show is "Shameless" and favorite movie is "Forgetting Sarah Marshall." Favorite entertainers are Lupe Fiasco and Dermot Kennedy. Favorite book is Ready Player One. Favorite places are Telluride and Bora Bora. Favorite food is sushi.
- Dream foursome would be E. Harvie Ward, Walter Hagen and Yohann Benson.
- Bucket list includes playing Augusta National, setting foot on every continent and skiing in Europe.
- Supports the Salvation Army and the First Tee of Colorado.
- First-tee intro song would be "The Instrumental" by Lupe Fiasco.
- Proposed to his girlfriend on No. 18 at Pebble Beach after the first round of the AT&T Pebble Beach Pro-Am in 2015.



Mackenzie Hughes

Height: 6'1" (1.85 m)
Weight: 180 (82 kg)
Age: 29 (November 23, 1990)
Birthplace: Hamilton, Ontario, Canada
Residence: Charlotte, North Carolina
Family: Wife, Jenna; Kenton Robert

Education: Kent State University (2012, Business Management)
Special Interests: Being outdoors, playing other sports
Turned Professional: 2013
City plays from: Dundas, Ontario, Canada

Exempt Status

PGA TOUR Top 125 in 2019-20 FedExCup standings (thru 2020-21)

Career Victories

PGA TOUR Victories (1):

2017 (1) The RSM Classic.

Korn Ferry Tour Victories (1):

2016 (1) Price Cutter Charity Championship presented by Dr Pepper.

Mackenzie Tour-PGA TOUR Canada Victories (1):

2013 (1) Cape Breton Celtic Classic.

2019-20 Season Highlights

Advanced to the TOUR Championship for the first time in his career, finishing the season No. 14 in the FedExCup standings. Marked his second consecutive appearance in the FedExCup Playoffs and third total. Finished solo-second at The Honda Classic and recorded four top-10s in 22 starts, making 12 cuts.

PGA TOUR

The Honda Classic - Made the cut at The Honda Classic on the number and went on to finish solo-second, recording a pair of 66s in the final two rounds. Played the final 36 holes three strokes better than any other player in the field. Marked his best result on TOUR since winning The RSM Classic in 2016. Made a 53-foot, 8-inch birdie putt on the 17th hole in the final round, marking his fifth career event making a putt of 50 feet or more. **Travelers Championship** - Shot a first-round 60 at the Travelers Championship, his first career score of 60 or better, en route to a T3. Missed a 40-foot, 8-inch putt at his 18th hole (No. 9) in his attempt to shoot the 12th sub-60 score in PGA TOUR history. Marked the fifth 18-hole lead/co-lead of his career (fell to 1-for-5) and second consecutive at the Travelers Championship (held a share of the 18-hole lead in 2019). Made consecutive birdies at No. 17 (47'9" putt) and No. 18 (43'7" putt from off the green) in the final round to finish at 17-under. **the Memorial Tournament presented by Nationwide** - Finished T6 at the Memorial Tournament presented by Nationwide and qualified for the 2020 U.S. Open as one of the top two players not otherwise exempt in the top 10 and ties. Led the field in Strokes Gained: Putting (2.274 per round). **BMW Championship** - Finished T10 at the BMW Championship, making a 5-foot putt at the 72nd hole to move into the top 30 in the FedExCup standings and qualify for the TOUR Championship for the first time in his career.

National Team Selections

Eisenhower Trophy : 2012

Career Records

PGA TOUR (Playoff Record: 1 - 0)

Season	Events	Rounds	1st	2nd	3rd	Top 10	Top 25	Cuts Made	Cuts Missed	WD	FedExCup Rank	Earnings
Total:	110	334	1	2	1	9	24	60	50			\$5,976,061
2020	22	70			1	4	6	12	10		14	\$2,079,951
2019	25	76		1		2	6	15	10		98	\$1,022,081
2018	28	76				1	3	11	17		160	\$518,476
2017	31	104	1			2	9	22	9		36	\$2,355,553
2016	1	2							1			
2013	2	4							2			
2012	1(A)	2							1			

(A) - Amateur

Top Tournaments

PGA TOUR	THE PLAYERS Championship	Masters Tournament	PGA Championship	U.S. Open	The Open Championship	WGC-HSBC Champions	WGC-Mexico	WGC-Dell Technologies Match Play	WGC-FedEx St. Jude Inv
2020 CNL			T58						T44
2018 T57				CUT					
2017 T16		CUT	CUT				T32		T66
2013				CUT					

FedExCup Playoffs

	THE NORTHERN TRUST	Dell Technologies Championship	BMW Championship	TOUR Championship
2020 T13			T10	14
2019 T67				
2017 T62		T13	T44	

Personal

- Is the first player in TOUR history to win on the Mackenzie Tour-PGA TOUR Canada (PGA TOUR- era), Korn Ferry Tour and the PGA TOUR.
- Got his start in golf at the age of 7 when his parents brought him along to the driving range instead of hiring a babysitter.
- Dream as a child was to play in the NHL.
- Was a standard bearer in Mike Weir's group at the 2004 RBC Canadian Open, shortly after he won the Masters.
- Favorite pro teams are the Toronto Maple Leafs, Cleveland Cavaliers, Carolina Panthers, and the Toronto Blue Jays.
- Favorite college team is the Kent State Golden Flashes.
- Dream foursome would include "Messrs. Hogan, Nicklaus and Woods".
- Motto is "Success is never owned. It is rented, and the rent is due everyday."
- Dislikes anything with chocolate in it.



John Huh (HUH)

Height: 6'0" (1.83 m)
Weight: 190 (86 kg)
Age: 30 (May 21, 1990)
Birthplace: New York, New York
Residence: Dallas, Texas
Family: Single

Education: California State University-Northridge
Turned Professional: 2008
City plays from: Dallas, TX, United States

Exempt Status

PGA TOUR Major Medical Extension

Career Victories

PGA TOUR Victories (1):

2012 (1) Mayakoba Golf Classic.

Player Statistics

Career Low Round: 62 - 2017 Shriners Hospitals for Children Open (Round 1)

Career High FedExCup Rank: #8 : 2012 Mayakoba Golf Classic

Career High Official World Golf Rank: #62 : 2013 Hyundai Tournament of Champions

Career Largest Paycheck: \$666,000 : 2012 Mayakoba Golf Classic (Finished 1)

Career Records

PGA TOUR (Playoff Record: 1-0)

Season	Events	Rounds	1st	2nd	3rd	Top 10	Top 25	Cuts Made	Cuts Missed	WD	FedExCup Rank	Earnings
Total:	221	695	1	1	4	15	45	137	81	3		\$8,825,285
2020	8	26						5	3		213	\$104,504
2019	13	35					1	4	9		220	\$97,255
2018	29	90			1	2	5	18	11		112	\$974,538
2017	28	88				2	3	18	10		121	\$767,575
2016	28	85				3	7	16	11	1	95	\$1,007,219
2015	31	101					4	21	9	1	110	\$678,556
2014	28	83			2	2	5	16	12		96	\$974,043
2013	28	88			1	2	8	17	11		42	\$1,529,482
2012	28	99	1	1		4	12	22	5	1	29	\$2,692,113

(A) - Amateur

Top Tournaments

PGA TOUR	THE PLAYERS Championship	Masters Tournament	PGA Championship	U.S. Open	The Open Championship	WGC-HSBC Champions	WGC-Mexico	WGC-Dell Technologies Match Play	WGC-FedEx St. Jude Inv
2019 CUT									
2018 CUT									
2017 CUT									
2016 CUT									
2015 CUT									
2014 T72		CUT	CUT						
2013 T68		T11	CUT	T17	CUT		T28		
2012 T23			T68		CUT				

FedExCup Playoffs

THE NORTHERN TRUST	Dell Technologies Championship	BMW Championship	TOUR Championship
2018 CUT			
2017 CUT			
2016 T31	T65		
2015 CUT			
2014 T38	T69		
2013 T15	T22	49	
2012 T36	T51	T16	29

Personal

- Because of a then-recently changed NCAA policy, was unable to procure a scholarship to Cal State-Northridge, at which time he opted to leave college and turn professional. Sixteen core courses were required, but he had just 15. "I took my summer school and tried to do everything I could do," he said. "I ended up one course short, so I couldn't get any scholarships."
- Uses special coins to mark his ball.
- Favorite sports teams include the Los Angeles Dodgers and the Los Angeles Lakers.
- Carries trail mix in his golf bag for a snack.
- Bucket list includes skydiving.
- Favorite quote is "The pain of sacrifice is nothing compared to the pain of regret."



Billy Hurley III

Height: 5'10" (1.78 m)
Weight: 170 (77 kg)
Age: 38 (June 09, 1982)
Birthplace: Leesburg, Virginia
Residence: Annapolis, Maryland
Family: Wife, Heather; Will, Jacob, Madison

Education: United States Naval Academy (2004, Quantitative Economics)
Special Interests: Hiking with his family, reading, Bible study
Turned Professional: 2006
City plays from: Annapolis, MD, United States

Exempt Status

PGA TOUR Past champion beyond 150 in 2018-19 FedExCup (thru 2020-21)

Career Victories

PGA TOUR Victories (1):

2016 (1) Quicken Loans National.

Player Statistics

Career Low Round: 63 - 2014 The Greenbrier Classic (Round 2)

Career High FedExCup Rank: #8 : 2014 Frys.com Open

Career High Official World Golf Rank: #114 : 2017 AT&T Byron Nelson

Career Largest Paycheck: \$1,242,000 : 2016 Quicken Loans National (Finished 1)

National Team Selections

Arnold Palmer Cup : 2004 **Walker Cup** : 2005

Career Records

PGA TOUR (Playoff Record: 0-0)												
Season	Events	Rounds	1st	2nd	3rd	Top 10	Top 25	Cuts Made	Cuts Missed	WD	FedExCup Rank	Earnings
Total:	179	512	1			11	23	87	92			\$5,136,229
2020	2	4							2			
2019	13	34				1	3	8	5		189	\$239,396
2018	27	64					1	8	19		201	\$145,725
2017	25	80				1	4	15	10		135	\$719,579
2016	20	66	1			2	3	13	7		55	\$1,770,400
2015	28	79				1	5	14	14		136	\$591,450
2014	26	86				4	5	17	9		97	\$1,145,299
2012	27	68				2	2	8	19		150	\$474,130
2011	3	9						1	2			\$12,780
2010	1	4						1				\$8,560
2007	1	2							1			
2006	6	16						2	4			\$28,910

(A) - Amateur

Top Tournaments

PGA TOUR									
	THE PLAYERS Championship	Masters Tournament	PGA Championship	U.S. Open	The Open Championship	WGC-HSBC Champions	WGC-Mexico	WGC-Dell Technologies Match Play	WGC-FedEx St. Jude Inv
2019				T72					
2017 T41		CUT							
2016			T22	CUT					T36
2015 CUT				CUT					
2014				T48	T64				

FedExCup Playoffs

	THE NORTHERN TRUST	Dell Technologies Championship	BMW Championship	TOUR Championship
2016 T64		18	142	
2014 CUT		T57		

Personal

- A graduate from the United States Naval Academy in 2004, he served as a Naval officer from 2004-09. Was a lieutenant aboard a U.S. Navy destroyer from 2007-09, serving in the Persian Gulf to protect Iraqi oil platforms. Also spent time on the Red Sea and the South China Sea. Served on the USS Chung-Hoon, a 10,000-ton guided-missile destroyer. Also worked on a cruiser in Jacksonville, Florida, and a destroyer in Pearl Harbor in Hawaii during his five-year obligation.
- Not many people know that he won two ship-driving awards during his Naval career and also navigated the Suez Canal.
- Superstitions include marking his ball with a 1960s dime.
- Has one brother, who played golf at George Mason University, and two sisters.
- Charity work includes Ark Children's House (an orphanage in Ecuador), Birdies For the Brave, Love 146 and Young Life.



Sungjae Im

Height: 6'0" (1.83 m)
Weight: 200 (90 kg)
Age: 22 (March 30, 1998)
Birthplace: Cheongju, South Korea
Residence: Jeju, South Korea
Family: Single

Education: Korea National Sport University
Turned Professional: 2015
City plays from: Jeju-Si, Jeju-do, South Korea

Exempt Status

PGA TOUR Tournament winner (thru 2022-23)

Career Victories

PGA TOUR Victories (1):

2020 (1) The Honda Classic.

Korn Ferry Tour Victories (2):

2018 (2) The Bahamas Great Exuma Classic at Sandals Emerald Bay, WinCo Foods Portland Open presented by Kraft-Heinz.

2019-20 Season Highlights

Won his first career PGA TOUR title at The Honda Classic and advanced to the TOUR Championship for the second consecutive season, finishing the season No. 11 in the FedExCup standings. Took over the FedExCup lead for the first time in his career following the Arnold Palmer Invitational presented by Mastercard and held it for a total of two weeks. Became the third player to move to No. 1 in the FedExCup before turning 22, joining Joaquin Niemann and Jordan Spieth. Was recognized through the Wyndham Rewards Top 10, holding the No. 5 position in the FedExCup standings entering the Playoffs. Recorded seven top-10s, matching his total from his rookie season, highlighted by the win and a playoff loss at the Sanderson Farms Championship. Made the cut in 21 of 26 starts. Led the PGA TOUR in Birdies (390) and Sub-Par Rounds (64) for the second consecutive season. Competed for the International Team at the Presidents Cup, making his debut at the event.

PGA TOUR

Sanderson Farms Championship - Fell to Sebastian Munoz in a playoff at the Sanderson Farms Championship, earning the first top-two finish of his career. Birdied three of the last five holes in the final round to finish at 18-under 270. Recorded four scores in the 60s for the third time in his career. Made 24 birdies, tied with Bronson Burgoon for most in the field. **ZOZO CHAMPIONSHIP** - Finished T3 at the ZOZO CHAMPIONSHIP, marking his second top-three finish of the season. Week was highlighted by a second-round 64. **The Honda Classic** - Won his first PGA TOUR title in his 50th career start, shooting a final-round 66 to win The Honda Classic by one stroke. At age 21 years, 337 days, became the second player aged 21 or younger to win on the season (first: Joaquin Niemann). Led the field in Strokes Gained: Tee-to-Green (3.072 per round). Got up-and-down from a greenside bunker at the 72nd hole to make par and ranked T3 for the week in Sand Save Percentage (75.00%). Cracked the top 25 in the Official World Golf Ranking for the first time following the win. **Arnold Palmer Invitational presented by Mastercard** - Finished third at the Arnold Palmer Invitational presented by Mastercard to take over the FedExCup lead for the first time in his career. Marked his second consecutive third-place result at the event.

National Team Selections

Presidents Cup : 2019

Career Records

PGA TOUR (Playoff Record: 0 - 1)											
Season	Events	Rounds	1st	2nd	3rd	Top 10	Top 25	Cuts Made	Cuts Missed	WD	FedExCup Rank
Total:	63	218	1	1	3	14	27	48	15		\$7,222,227
2020	26	94	1	1	2	7	11	21	5		11
2019	35	118			1	7	16	26	9		19
2018	2	6						1	1		
(A) - Amateur											

Top Tournaments

PGA TOUR									
THE PLAYERS Championship	Masters Tournament	PGA Championship	U.S. Open	The Open Championship	WGC-HSBC Champions	WGC-Mexico	WGC-Dell Technologies Match Play	WGC-FedEx St. Jude Inv	
2020 CNL		CUT			T11	T29			T35
2019 CUT		CUT		CUT					
2018		T42	CUT						

FedExCup Playoffs

THE NORTHERN TRUST	Dell Technologies Championship	BMW Championship	TOUR Championship
2020 CUT		T56	T1
2019 T38		T11	T19

Personal

- Grew up playing The Club at Nine Bridges which later became the host of THE CJ CUP @ NINE BRIDGES.
- Played junior golf tournaments with Si Woo Kim in South Korea growing up.
- First came to the United States in 2017 to compete in the second stage of Korn Ferry Q-School
- Never uses #4 golf ball because the number is a symbol of bad luck and sounds similar to the word "death" in South Korea.



Freddie Jacobson (YOCK-ub-son)

Height: 6'1" (1.85 m)

Weight: 178 (81 kg)

Age: 46 (September 26, 1974)

Birthplace: Gothenburg, Sweden

Residence: Hobe Sound, Florida

Family: Wife, Erika; Alice Sophia J., Emmie Charlise, Max Fredrik

Special Interests: Boating, skiing, sports

Turned Professional: 1994

City plays from: Gothenburg, Sweden

Exempt Status

PGA TOUR Past champion beyond 150 in 2018-19 FedExCup (thru 2020-21)

Career Victories

PGA TOUR Victories (1):

2011 (1) Travelers Championship.

Player Statistics

Career Low Round: 62 - 2010 Wyndham Championship (Round 4)

Career High FedExCup Rank: #13 : 2011 World Golf Championships-Bridgestone Invitational

Career High Official World Golf Rank: #16 : 2004 The Honda Classic

Career Largest Paycheck: \$1,080,000 : 2011 Travelers Championship (Finished 1)

National Team Selections

World Cup : 2003, 2004 **Seve Trophy** : 2003

Career Records

PGA TOUR (Playoff Record: 0-0)

Season	Events	Rounds	1st	2nd	3rd	Top 10	Top 25	Cuts Made	Cuts Missed	WD	FedExCup Rank	Earnings
Total:	331	1077	1	4	3	43	102	221	108	2		\$18,191,698
2020	5	8							5			
2019	19	51						7	12		208	\$144,500
2017	9	20					1	3	6		220	\$61,129
2016	26	86				3	6	18	8		90	\$1,354,196
2015	14	48				1	1	10	4		167	\$416,259
2014	27	91		1	1	4	10	19	7	1	66	\$1,901,789
2013	19	60			1	3	8	13	6		72	\$1,236,722
2012	17	60				1	6	15	2		105	\$953,494
2011	25	92	1			3	11	21	4		29	\$2,488,325
2010	24	83		1		3	9	18	6		58	\$1,666,252
2009	25	83				3	7	16	9		57	\$1,189,995
2008	24	78		1		3	9	16	8		44	\$1,597,423
2007	20	70		1		5	9	15	5		84	\$1,469,541
2006	18	56				2	5	10	8			\$788,764
2005	23	71				3	7	14	9			\$868,525
2004	24	80				5	9	18	5	1		\$1,259,048
2003	8	30			1	4	4	7	1			\$786,771
2002	1	2							1			
2001	1	2							1			
2000	1	2							1			
1998	1	4						1				\$8,965

(A) - Amateur

Top Tournaments

PGA TOUR	THE PLAYERS Championship	Masters Tournament	PGA Championship	U.S. Open	The Open Championship	WGC-HSBC Champions	WGC-Mexico	WGC-Dell Technologies Match Play	WGC-FedEx St. Jude Inv
2017	CUT								
2016	T49		T73						
2015	T42								
2014	64		T69		CUT				
2013	T48	T25	CUT	CUT	T44		T16	T9	
2012	CUT	T19	T36	T15	T54		68	T33	T50
2011	T64		CUT	T14	T16	2			T11
2010	T10		CUT						
2009	T49				T70				
2008	T32		T24	CUT	T19				T56
2007	CUT								
2006	T22								
2005	CUT	CUT	T34		T52			T33	
2004	CUT	T17	T17	CUT	CUT		T59	T9	T32
2003			CUT	T5	T6		T28		84
2002					CUT				
2001					CUT				
2000					CUT				
1998					76				

FedExCup Playoffs

THE NORTHERN TRUST	Dell Technologies Championship	BMW Championship	TOUR Championship
2016	CUT		
2014	CUT		
2013	T37	T53	
2012	T67		
2011	T32	T42	T16
2010	CUT	T37	T48
2009	T6	T69	T30
2008	CUT	T67	T10
2007	T54	T9	

Personal

- By age 10, after playing "pretty much every sport," he turned his interests to golf. Created with his friends a four-hole golf course in the farmlands near where he lived. Set up a short-game course around his house and became the weekend paperboy in his neighborhood so he could save money to purchase new golf clubs.
- In 2012, launched Freddie Jacobson & Co., a portfolio of startup companies focused on bringing new, innovative products and services to the market. Companies include Florida Living Realty and GolfBeer Brewing Co., crafting beers with fellow TOUR players Graeme McDowell and Keegan Bradley.
- Lives full time in the U.S. but considers himself "pretty fortunate" to return to Sweden every summer.
- Took time off in 2015 as son, Max, battled a heart defect. Returned to competition in the fall of 2015 after Max underwent a successful open-heart operation.



Dustin Johnson

Height: 6'4" (1.93 m)
Weight: 190 (86 kg)
Age: 36 (June 22, 1984)
Birthplace: Columbia, South Carolina
Residence: Jupiter, Florida
Family: Paulina; Tatum, River Jones

Education: Coastal Carolina University
Turned Professional: 2007
City plays from: Jupiter, FL, United States

Exempt Status

PGA TOUR Winner, U.S. Open (thru 2025-26)

Career Victories

PGA TOUR Victories (23):

2008 (1) Turning Stone Resort Championship. **2009 (1)** AT&T Pebble Beach National Pro-Am. **2010 (2)** AT&T Pebble Beach National Pro-Am, BMW Championship. **2011 (1)** The Barclays. **2012 (1)** FedEx St. Jude Classic. **2013 (1)** Hyundai Tournament of Champions. **2014 (1)** World Golf Championships-HSBC Champions. **2015 (1)** World Golf Championships-Cadillac Championship. **2016 (3)** U.S. Open, World Golf Championships-Bridgestone Invitational, BMW Championship. **2017 (4)** Genesis Open, World Golf Championships-Mexico Championship, World Golf Championships-Dell Technologies Match Play, THE NORTHERN TRUST. **2018 (3)** Sentry Tournament of Champions, FedEx St. Jude Classic, RBC Canadian Open. **2019 (1)** World Golf Championships-Mexico Championship. **2020 (3)** Travelers Championship, THE NORTHERN TRUST, TOUR Championship.

2019-20 Season Highlights

Won the FedExCup for the first time in his career, winning twice in the FedExCup Playoffs and three times total, and became the 27th player in PGA TOUR history to reach 23 career wins. Victories came at the Travelers Championship, THE NORTHERN TRUST and the TOUR Championship, marking his fourth season with at least three wins and first since 2017-18. Extended his streak of consecutive seasons with a win to start his career to 13, becoming the fourth player to reach that mark (others: Jack Nicklaus, Arnold Palmer, Tiger Woods). Qualified for the TOUR Championship for the 12th consecutive season, the only player to finish in the top 30 in the FedExCup standings more than 10 times during the first 14 seasons of the FedExCup era. Took over the FedExCup lead for the first time after winning THE NORTHERN TRUST and held it throughout the Playoffs. Became the first player since Tiger Woods in 1999 to hold the 54-hole lead/co-lead in four consecutive starts (PGA Championship, THE NORTHERN TRUST, BMW Championship, TOUR Championship). Did not make a start in the fall portion of the season due to injury and did not rise above No. 100 in the FedExCup standings until winning the Travelers Championship. In all, recorded seven top-10s, with three wins and two runner-up finishes (T2/PGA Championship, P2/BMW Championship) and made 11 cuts in 14 starts. On average, made an eagle every 63 holes, the best rate on the PGA TOUR. Represented the United States at the Presidents Cup, making his third consecutive appearance at the event and fourth total. Ended the season No. 1 in the Official World Golf Ranking.

PGA TOUR

Travelers Championship - Won the Travelers Championship by one stroke over Kevin Streelman, earning his 21st PGA TOUR title. Extended his streak of consecutive seasons with at least one win to 13. Marked his first win since the 2019 World Golf Championships-Mexico Championship. Third-round 61 marked his first career 18-hole score of 61 or better on TOUR. Led the field in Par-4 Scoring Average (3.71). **PGA Championship** - With a runner-up at the PGA Championship, became the first player to finish second at the event in consecutive years since Jack Nicklaus (1964, 1965). Marked his fifth career runner-up in a major championship and third in a five-major period (T2/2011 The Open Championship, T2/2015 U.S. Open, T2/2019 Masters Tournament, T2/2019 PGA Championship, 2nd/2020 PGA Championship). Fell to 0-for-4 with the 54-hole lead/co-lead in majors (2010 U.S. Open, 2015 U.S. Open, 2018 U.S. Open, 2020 PGA Championship) and 8-for-18 in 72-hole events on TOUR. **THE NORTHERN TRUST** - Earned his second win of the season and 22nd of his career, winning THE NORTHERN TRUST by 11 strokes with a 72-hole total of 30-under 254. Marked the third score of 254 or better in PGA TOUR history and third score of 30-under or better (first on a par-71 layout). Recorded the first sub-188 54-hole score (any consecutive rounds) in PGA TOUR history, carding scores of 60-64-63—187 in the second, third and final rounds. Total of 124 in the second and third rounds was the 14th 36-hole score (any consecutive rounds) of 124 or better in PGA TOUR history. Became the 30th player to reach the 22-win mark on the PGA TOUR. 11 strokes represented the largest margin of victory on TOUR since Phil Mickelson won the 2006 BellSouth Classic by 13. Shot an 11-under 60 in the second round, his first career 18-hole score of 60 or better on TOUR. Led the field in Greens in Regulation Percentage (90.28%), Eagles (5), Par-3 Scoring Average (2.63), Par-4 Scoring Average (3.73) and Par-5 Scoring Average (4.00). **BMW Championship** - Fell to Jon Rahm in a playoff at the BMW Championship after making a 43-foot, 3-inch birdie putt on the 72nd hole to force extra holes. Held the 54-hole lead/co-lead for the third consecutive start, falling to 1-for-3 in that stretch. Became the first player since Justin Thomas in 2018 to win a tournament one week and lose in a playoff the next. Led the field in Par-4 Scoring Average (3.94). **TOUR Championship** - Won the TOUR Championship, his second win of the FedExCup Playoffs and third of the season, clinching the FedExCup title for the first time in his career. Marked his 23rd career win on the PGA TOUR.

National Team Selections

Presidents Cup : 2011, 2015, 2017, 2019 **Ryder Cup** : 2010, 2012, 2016, 2018 **Walker Cup** : 2007 **Arnold Palmer Cup** : 2007

Career Records

PGA TOUR (Playoff Record: 1 - 2)

Season	Events	Rounds	1st	2nd	3rd	Top 10	Top 25	Cuts Made	Cuts Missed	WD	FedExCup Rank	Earnings
Total:	274	942	23	15	9	103	149	225	40	9		\$67,593,175
2020	14	49	3	2		7	9	11	2	1	1	\$5,837,267
2019	19	70	1	2		7	10	18	1		29	\$5,534,619
2018	20	74	3	2	3	12	17	19	1		4	\$8,457,352
2017	20	70	4	1	1	8	14	17	3		4	\$8,732,193
2016	22	82	3	1	2	15	19	21	1		2	\$9,365,185
2015	21	72	1	2		11	13	18	2	1	7	\$5,509,467
2014	17	57	1	2		7	10	14	2	1	30	\$4,249,180
2013	22	70	1	1		6	8	16	4	2	13	\$2,963,214
2012	19	67	1		1	9	11	17	1	1	8	\$3,393,820
2011	21	71	1	2		6	9	17	4		4	\$4,309,961
2010	23	82	2		1	7	12	20	3		5	\$4,473,122
2009	25	84	1			5	11	20	4	1	14	\$2,977,901
2008	30	92	1			3	6	17	11	2	134	\$1,789,895
2007	1	2							1			

(A) - Amateur

Player Statistics

Career Low Round: 60 - 2020 THE NORTHERN TRUST (Round 2)

Career High FedExCup Rank: #1 : 2020 BMW Championship

Career High Official World Golf Rank: #1 : 2020 TOUR Championship

Career Largest Paycheck: \$1,800,000 : 2016 U.S. Open (Finished 1)

Top Tournaments

PGA TOUR	THE PLAYERS Championship	Masters Tournament	PGA Championship	U.S. Open	The Open Championship	WGC-HSBC Champions	WGC-Mexico	WGC-Dell Technologies Match Play	WGC-FedEx St. Jude Inv
2020 CNL			T2				T48		T12
2019 T5		T2	2	T35	T51	T30	1	T40	T20
2018 T17		T10	T27	3	CUT	T2	T7	T59	T3
2017 T12			T13	CUT	T54	T35	1	1	T17
2016 T28		T4	CUT	1	T9	T5	T14	T5	1
2015 T69		T6	T7	T2	T49		1	T17	T53
2014 T59		CUT		T4	T12	1	T4	T33	
2013 W/D		T13	T8	55	T32		T12	T33	T33
2012			T48	CUT	T9	T39	T35	T9	T19
2011 T57		T38	CUT	T23	T2		2	T33	T48
2010 T34		T38	T5	T8	T14		T56	T33	T5
2009 T79		T30	T10	T40	CUT		T35	T33	T22
2008 CUT				T48					

FedExCup Playoffs

THE NORTHERN TRUST	Dell Technologies Championship	BMW Championship	TOUR Championship
2020 1		2 (P)	1
2019 T24		T57	T29
2018 T11		T24	3
2017 1 (P)	T18	T33	T17
2016 T18	T8	1	T6
2015 T9	T44	T7	T5
2013 CUT	T27	T62	5
2012 T3	T4	T6	T10
2011 1	T42	T65	T23
2010 T9	T57	1	T22
2009 T15	T4	T30	27
2008 CUT			

Personal

- Grandfather Art Whisnant played basketball at South Carolina and was a three-time all-Atlantic Coast Conference selection in the early 1960s.
- Younger brother and caddie Austin played guard for the Charleston Southern University basketball team.
- Launched the Dustin Johnson Foundation in 2010 for the purpose of supporting various youth initiatives with the primary focus of promoting and supporting youth and college golf programs.
- Formed the Dustin Johnson Golf School, located at TPC of Myrtle Beach, with former Coastal Carolina University coach Allen Terrell, who recruited Johnson in college and remains his coach.



Zach Johnson

Height: 5'11" (1.8 m)
Weight: 164 (74 kg)
Age: 44 (February 24, 1976)
Birthplace: Cedar Rapids, Iowa
Residence: St. Simons Island, Georgia
Family: Wife, Kim; Will, Wyatt, Abby Jane

Education: Drake University (1998, Business Management/Marketing)
Special Interests: Movies, all sports, downhill skiing, spending time with wife and three kids, Drake University and University of Iowa athletics
Turned Professional: 1998
City plays from: Cedar Rapids, IA, United States

Exempt Status

PGA TOUR Winner, The Open Championship (thru 2020-21)

Career Victories

PGA TOUR Victories (12):

2004 (1) BellSouth Classic. **2007 (2)** Masters Tournament, AT&T Classic. **2008 (1)** Valero Texas Open. **2009 (2)** Sony Open in Hawaii, Valero Texas Open. **2010 (1)** Crowne Plaza Invitational at Colonial. **2012 (2)** Crowne Plaza Invitational at Colonial, John Deere Classic. **2013 (1)** BMW Championship. **2014 (1)** Hyundai Tournament of Champions. **2015 (1)** The Open Championship.

Korn Ferry Tour Victories (2):

2003 (2) Rheem Classic, Envirocare Utah Classic.

2019-20 Season Highlights

Finished the season at No. 105 in the FedExCup standings, returning to the FedExCup Playoffs after missing out for the first time in his career in 2019. Claimed one top-10 finish (T7/Wyndham Championship) and made 12 of 18 cuts.

National Team Selections

Presidents Cup : 2007, 2009, 2013, 2015 **Ryder Cup** : 2006, 2010, 2012, 2014, 2016 **World Cup** : 2005

Career Records

PGA TOUR (Playoff Record: 4 - 1)												
Season	Events	Rounds	1st	2nd	3rd	Top 10	Top 25	Cuts Made	Cuts Missed	WD	FedExCup Rank	Earnings
Total:	422	1455	12	10	10	80	181	342	78	2		\$45,896,899
2020	18	61				1	4	12	6		105	\$777,727
2019	19	64				1	3	13	6		154	\$603,160
2018	25	87				2	14	23	2		58	\$1,957,635
2017	23	77		1		4	8	17	6		48	\$2,362,968
2016	24	86				5	9	21	3		57	\$1,718,703
2015	25	87	1		1	10	16	20	5		6	\$4,801,487
2014	26	96	1	1	1	5	12	24	2		18	\$3,353,417
2013	24	83	1	1	1	8	11	20	4		5	\$4,044,509
2012	25	94	2	2		6	11	24	1		12	\$4,504,244
2011	23	78			1	4	11	19	4		40	\$1,880,406
2010	25	91	1		1	3	13	23	2		17	\$2,916,993
2009	26	92	2	1	1	9	16	22	4		6	\$4,714,813
2008	25	84	1			3	7	19	6		131	\$1,615,123
2007	23	75	2	1		5	10	18	3	2	7	\$3,922,338
2006	27	88		2	1	4	9	21	6			\$2,452,250
2005	30	95		1	1	5	11	21	9			\$1,796,441
2004	30	107	1		2	5	15	24	6			\$2,417,685
2003	1	2							1			
2002	2	6					1	1	1			\$57,000
2001	1	2							1			

(A) - Amateur

Top Tournaments

PGA TOUR									
THE PLAYERS Championship	Masters Tournament	PGA Championship	U.S. Open	The Open Championship	WGC-HSBC Champions	WGC-Mexico	WGC-Dell Technologies Match Play	WGC-FedEx St. Jude Inv	
2020 C/NL		CUT							
2019 CUT	T58	T54	T58	CUT					
2018 T75	T36	T19	T12	T17					
2017 T48	CUT	T48	T27	T14		T58	T9		2
2016 T54	CUT	T33	T8	T12		T47	T9		T10
2015 T13	T9	CUT	T72	1(P)		T49	T17		T33
2014 T26	CUT	T69	T40	T47		T16	T33		T23
2013 T19	T35	T8	CUT	T6		T47	T33		T4
2012 T2	T32	T0	T41	T9		T17	T33		T40
2011 T12	CUT	T59	T30	T16		T24	T33		T6
2010 T22	42	T3	T77	T76		T37	T17		T33
2009 T32	CUT	T10	CUT	T47		T53	T17		T15
2008 CUT	T20	CUT	CUT	T51		T9	T33		T16
2007 T16	1	CUT	T45	T20		T9	T33		T11
2006 T58	T32	CUT	CUT	CUT		T45	3		T36
2005 T8	CUT	T17	CUT	CUT		T43	T33		T9
2004		T37	T48	CUT		10			T22

FedExCup Playoffs			
THE NORTHERN TRUST	Dell Technologies Championship	BMW Championship	TOUR Championship
2020 T49			
2018 T40	CUT	T33	
2017 CUT	T56	T20	
2016 T48	T57	T42	
2015 T4	T22	T13	T8
2014 T22	T16	T43	21
2013	T27	1	T7
2012 T38	T47	T12	T15
2011 CUT	T16	T31	
2010 T21	T30	T15	T9
2009 T28	T19	5	T16
2008 CUT			
2007 T25	T30	T38	T2

Player Statistics

Career Low Round: 60 - 2009 Valero Texas Open (Round 3)

Career High FedExCup Rank: #1 : 2009 the Memorial Tournament

Career High Official World Golf Rank: #6 : 2014 Northern Trust Open

Career Largest Paycheck: \$1,794,690 : 2015 The Open Championship (Finished 1)

Personal

- The son of a chiropractor, Johnson was born in Iowa City, Iowa and raised in Cedar Rapids, the oldest of three children.
- Played college golf at Drake University. Following a gift in 2016, the Drake University men's and women's golf programs unveiled the Zach Johnson Golf Room, featuring state-of-the-art technology.
- Annually hosts approximately 50 college golfers at his house for a College Golf Fellowship retreat.
- Follows the University of Iowa sports teams. Served as an honorary captain for the Iowa football team in 2015, delivering a pre-game speech to the team.
- Inducted into the Iowa Golf Hall of Fame in 2016.
- Received the 2020 Payne Stewart Award in honor of his character, sportsmanship and dedication to charitable giving.



Matt Jones

Height: 6'0" (1.83 m)
Weight: 170 (77 kg)
Age: 40 (April 19, 1980)
Birthplace: Sydney, New South Wales, Australia
Residence: Scottsdale, Arizona
Family: Wife, Melissa; Saber Victoria, Savannah, Simone Rose

Education: Arizona State University (2001)
Special Interests: Yoga, boating, barbecuing
Turned Professional: 2001
City plays from: Sydney, Australia

Exempt Status

PGA TOUR Top 125 in 2019-20 FedExCup standings (thru 2020-21)

Career Victories

PGA TOUR Victories (1):

2014 (1) Shell Houston Open.

Player Statistics

Career Low Round: 62 - 2013 Wyndham Championship (Round 4)

Career High FedExCup Rank: #10 : 2020 A Military Tribute at The Greenbrier

Career High Official World Golf Rank: #41 : 2014 Zurich Classic of New Orleans

Career Largest Paycheck: \$1,152,000 : 2014 Shell Houston Open (Finished 1)

2019-20 Season Highlights

Advanced to the FedExCup Playoffs for a second consecutive season and seventh overall, finishing the season No. 95 in the FedExCup standings. Made 16 cuts and recorded two top-10s in 23 starts.

Career Records

PGA TOUR (Playoff Record: 1-0)

Season	Events	Rounds	1st	2nd	3rd	Top 10	Top 25	Cuts Made	Cuts Missed	WD	FedExCup Rank	Earnings
Total:	314	976	1	1	2	25	68	190	120	3		\$12,919,263
2020	23	76				2	4	16	5	2	95	\$996,369
2019	27	84				2	6	17	10		91	\$1,024,852
2018	23	62					5	11	12		151	\$538,681
2017	20	56					5	12	8		152	\$510,622
2016	27	80					3	15	12		126	\$712,723
2015	25	86			2	4	7	20	5		33	\$1,995,553
2014	25	83	1			1	5	17	8		67	\$1,928,154
2013	24	83		1		5	9	18	6		32	\$1,724,707
2012	19	53				1	2	8	10		184	\$300,254
2011	25	71				1	5	10	15		127	\$602,392
2010	27	89				5	8	17	10		63	\$1,215,743
2009	17	56				2	4	12	4	1	126	\$593,313
2008	31	95				2	5	17	14		127	\$775,899
2005	1	2							1			

(A) - Amateur

Top Tournaments

PGA TOUR	THE PLAYERS Championship	Masters Tournament	PGA Championship	U.S. Open	The Open Championship	WGC-HSBC Champions	WGC-Mexico	WGC-Dell Technologies Match Play	WGC-FedEx St. Jude Inv
2020	CN1		CUT						T59
2019									
2018					CUT				
2016	CUT		T79		T39	T40		T51	T16
2015	CUT		T21		T30	T53		T34	
2014	T17	CUT	T46		T54				T31
2013	CUT		T40						
2011	T19								
2010			CUT						
2009					W/D				
2008	CUT								

FedExCup Playoffs

	THE NORTHERN TRUST	Dell Technologies Championship	BMW Championship	TOUR Championship
2020	69			
2019	T30			
2015	T53	T4	T32	
2014	CUT	78	T53	
2013	T33	CUT	T8	
2010	T60	T33	T37	
2008	CUT			

Personal

- Born and raised in Oyster Bay, a small suburb outside of Sydney, Australia.
- At age 6, met fellow Australian Greg Norman who was the No. 1 ranked player in the world at the time, sparking his determination to becoming a professional golfer.
- Learned to play golf with his father and uncle, spending most days on the course with his older brother, Brett, who is now a club professional in New Jersey. Coincidentally, Brett competed in the 2015 PGA Championship where Matt was the 36-hole leader.
- First professional golf lesson was at 15 with Gary Barter, who continues to be his swing coach and mentor.
- Moved to the United States in 1998 to attend Arizona State University where he was a first-team All-American.
- In 2010, married Melissa Weber, who represented Idaho in Miss USA 2009.



Sung Kang

Height: 5'8" (1.73 m)
Weight: 165 (75 kg)
Age: 33 (June 04, 1987)
Birthplace: Jeju, South Korea
Residence: Seoul, South Korea; Irving, Texas
Family: Wife, Soyoung; Eugene Gunn

Education: Yonsei University (2009)
Special Interests: Watching movies
Turned Professional: 2007
City plays from: Frisco, TX, United States

Exempt Status

PGA TOUR Tournament winner (thru 2021-22)

Career Victories

PGA TOUR Victories (1):

2019 (1) AT&T Byron Nelson.

Player Statistics

Career Low Round: 60 - 2016 AT&T Pebble Beach Pro-Am (Round 2)

Career High FedExCup Rank: #5 : 2018 CIMB Classic

Career High Official World Golf Rank: #52 : 2020 Arnold Palmer Invitational presented by Mastercard

Career Largest Paycheck: \$1,422,000 : 2019 AT&T Byron Nelson (Finished 1)

2019-20 Season Highlights

Qualified for the FedExCup Playoffs for the fifth consecutive season, finishing the season No. 72 in the FedExCup standings. Earned two top-10s, highlighted by a T2 at The Genesis Invitational, and made 14 of 22 cuts.

PGA TOUR

The Genesis Invitational - Tied two others for second at The Genesis Invitational, his second career runner-up on TOUR and first since the 2017 Houston Open. Made 21 birdies, tied with winner Adam Scott for most in the field.

Career Records

PGA TOUR (Playoff Record: 0 - 0)

Season	Events	Rounds	1st	2nd	3rd	Top 10	Top 25	Cuts Made	Cuts Missed	WD	FedExCup Rank	Earnings
Total:	190	567	1	2	3	15	36	101	87	2		\$9,399,690
2020	22	73		1		2	5	14	8		72	\$1,560,024
2019	27	84	1			4	7	17	10		45	\$2,801,650
2018	29	85			2	2	3	16	12	1	111	\$1,243,309
2017	32	102		1		3	8	20	12		59	\$1,943,309
2016	29	87				2	7	16	13		96	\$979,576
2012	30	73						7	22	1	182	\$169,439
2011	21	63			1	2	6	11	10		160	\$702,382

(A) - Amateur

Top Tournaments

PGA TOUR	THE PLAYERS Championship	Masters Tournament	PGA Championship	U.S. Open	The Open Championship	WGC-HSBC Champions	WGC-Mexico	WGC-Dell Technologies Match Play	WGC-FedEx St. Jude Inv
2020	CN1		79				71		T44
2019	T47		7		CUT				60
2018	CUT				T67				
2017	T30		T44		T44				
2016				T18					
2012	T61								
2011				T39					

FedExCup Playoffs

	THE NORTHERN TRUST	Dell Technologies Championship	BMW Championship	TOUR Championship
2020	CUT			
2019	CUT		T63	
2018	75			
2017	CUT	T35	T53	
2016	T18	CUT		

Personal

- Favorite professional team is the Los Angeles Lakers.
- Favorite food is kalbee.
- Attended Namju High School in Jeju, Korea.
- Dream foursome would include Ben Hogan, Jack Nicklaus and Arnold Palmer.
- Has played on the Korean PGA, Asian PGA, One Asia and Japan Golf Tours.



Martin Kaymer (KY-mer)

Height: 6'0" (1.83 m)
Weight: 165 (75 kg)
Age: 35 (December 28, 1984)
Birthplace: Dusseldorf, Germany
Residence: Mettmann, Germany
Family: Single

Special Interests: Soccer, basketball, go-karting
Turned Professional: 2005
City plays from: Mettmann, Germany

Exempt Status

PGA TOUR 126-150 in 2018-19 FedExCup standings (thru 2020-21)

Career Victories

PGA TOUR Victories (3):

2010 (1) PGA Championship. **2014 (2)** THE PLAYERS Championship, U.S. Open.

Player Statistics

Career Low Round: 62 - 2014 World Golf Championships-HSBC Champions (Round 3)

Career High FedExCup Rank: #5 : 2014 U.S. Open

Career High Official World Golf Rank: #1 : 2011 Valero Texas Open

Career Largest Paycheck: \$1,800,000 : 2014 THE PLAYERS Championship (Finished 1)

National Team Selections

Ryder Cup : 2010, 2012, 2014, 2016 **World Cup** : 2007, 2008, 2009, 2011, 2018 **Olympic Games** : 2016

Career Records

PGA TOUR (Playoff Record: 1-0)

Season	Events	Rounds	1st	2nd	3rd	Top 10	Top 25	Cuts Made	Cuts Missed	WD	FedExCup Rank	Earnings
Total:	143	453	3	1	2	18	42	107	35	1		\$11,304,931
2020	2	2							2			
2019	14	44			1	1	1	10	4		150	\$877,761
2018	11	31						5	5	1	213	\$115,379
2017	10	36					5	10				\$651,046
2016	10	34				1	2	9	1			\$476,240
2015	13	40				1	4	9	4		139	\$886,378
2014	19	64	2			4	8	15	4		16	\$4,532,537
2013	17	58				3	4	14	3		84	\$882,937
2012	8	24				1	4	6	2			\$283,357
2011	10	32		1		1	5	8	2			\$344,209
2010	10	30	1		1	4	6	7	3			\$1,762,793
2009	11	36				1	3	9	2			\$454,657
2008	8	22						5	3			\$37,638

(A) - Amateur

Top Tournaments

PGA TOUR	THE PLAYERS Championship	Masters Tournament	PGA Championship	U.S. Open	The Open Championship	WGC-HSBC Champions	WGC-Mexico	WGC-Dell Technologies Match Play	WGC-FedEx St. Jude Inv
2020			CUT						
2019	71	T51	CUT	T35					
2018	CUT	48	T42	CUT	CUT				
2017	T69	T16		T35	T37	T40	T23	T17	DNS
2016	T39	T49	T7	T37	T36	T30	T42	T18	
2015	T56	CUT	T12	CUT	T12	T6	T31	T34	T45
2014	1	T31	CUT	1	70	T8	T58	T33	T56
2013	T43	T35	T33	T59	T32		T49	T9	T9
2012	T15	T44	CUT	T15	CUT	9	T20	T9	T29
2011	T19	CUT	CUT	T39	T12	1	T24	2	T29
2010	T34	CUT	1(P)	T8	T7	T30	T3	T17	T22
2009	T55	CUT	T6	CUT	T34	T6	T35	T17	T60
2008		CUT	CUT	T53	80		T57	T33	T68

FedExCup Playoffs

	THE NORTHERN TRUST	Dell Technologies Championship	BMW Championship	TOUR Championship
2014	CUT	T7	T16	T23
2013	T50	T47		

Personal

- Early sports included gymnastics and football.
- First experience on the golf course was age 10 with his father and brother.
- Cites Ernie Els as his golf hero.



Jerry Kelly

Height: 5'11" (1.8 m)
Weight: 165 (75 kg)
Age: 53 (November 23, 1966)
Birthplace: Madison, Wisconsin
Residence: Madison, Wisconsin
Family: Wife, Carol; Cooper Patrick

Education: University of Hartford (1989, Finance and Insurance)
Special Interests: Son's sports teams, hockey, all sports
Turned Professional: 1989
City plays from: Madison, WI, United States

Exempt Status

PGA TOUR Top 50 in career earnings (thru 2020-21)

Career Victories

PGA TOUR Victories (3):

2002 (2) Sony Open in Hawaii, Advil Western Open. **2009 (1)** Zurich Classic of New Orleans.

PGA TOUR Champions Victories (7):

2017 (2) Boeing Classic, Pacific Links Bear Mountain Championship. **2018 (1)** Mitsubishi Electric Championship at Hualalai.
2019 (3) American Family Insurance Championship, The Ally Challenge, SAS Championship. **2020 (1)** Bridgestone SENIOR PLAYERS Championship.

Korn Ferry Tour Victories (2):

1995 (2) NIKE Alabama Classic, NIKE Buffalo Open.

2019-20 Season Highlights

PGA TOUR Champions

The Ally Challenge - Carded rounds of 69-68-69 and finished T7 in his title defense at The Ally Challenge.

National Team Selections

Presidents Cup : 2003

Career Records

PGA TOUR (Playoff Record: 0 - 1)

Season	Events	Rounds	1st	2nd	3rd	Top 10	Top 25	Cuts Made	Cuts Missed	WD	FedExCup Rank	Earnings
Total:	621	2014	3	7	10	91	196	400	211	9		\$29,040,575
2020	2	8					1	2			212	\$78,327
2019	2	5							2			
2018	3	7					1	1	2		205	\$108,500
2017	7	16					1	2	5		219	\$59,856
2016	23	76		1		2	5	15	8		72	\$1,328,657
2015	24	79				4	11	15	9		68	\$1,336,607
2014	23	80			2	4	6	17	5	1	62	\$1,451,059
2013	22	75				2	5	15	7		85	\$832,407
2012	26	84				1	6	16	10		122	\$645,701
2011	26	85			1	4	8	17	8	1	38	\$1,451,797
2010	29	99			1	1	8	21	7	1	102	\$1,136,898
2009	26	90	1		1	6	11	19	6	1	22	\$2,562,648
2008	31	88		2	1	4	8	15	16		51	\$1,652,400
2007	28	101			1	7	10	21	7		32	\$1,978,034
2006	31	100		2		5	8	18	13			\$1,737,800
2005	31	99				4	11	21	9	1		\$1,352,487
2004	29	109			1	8	15	27	2			\$2,496,222
2003	30	104			1	10	16	23	6	1		\$2,158,342
2002	29	98	2			8	14	21	8			\$2,946,889
2001	31	101		1		7	11	21	10			\$1,491,607
2000	32	111				3	12	23	9			\$784,754
1999	34	108			1	2	8	22	12			\$533,702
1998	31	93				2	8	17	11	3		\$340,144
1997	34	92				3	7	13	20			\$234,257
1996	31	91		1		4	5	17	14			\$336,748
1995	2	6						1	1			\$4,733
1993	2	5							2			
1992	1	2							1			
1991	1	2							1			

(A) - Amateur

Player Statistics

Career Low Round: 62 - 2015 Sony Open in Hawaii (Round 2)

Career High FedExCup Rank: #6 : 2008 Sony Open in Hawaii

Career High Official World Golf Rank: #18 : 2003 FedEx St. Jude Classic

Career Largest Paycheck: \$1,134,000 : 2009 Zurich Classic of New Orleans (Finished 1)

Top Tournaments

PGA TOUR	THE PLAYERS Championship	Masters Tournament	PGA Championship	U.S. Open	The Open Championship	WGC-HSBC Champions	WGC-Mexico	WGC-Dell Technologies Match Play	WGC-FedEx St. Jude Inv
2017	CUT								
2016	T19								
2015	T17								
2014	CUT		T27						
2013	T37			T41					
2012	CUT								
2011	T64	CUT	T26		CUT				
2010	T39	T12	CUT	T63	CUT		T50		
2009	CUT		CUT			T54			T11
2008	T32	CUT	CUT	CUT	CUT			T33	
2007	T28	T5	CUT	T7	T49				T46
2006	CUT		48		T26				
2005	CUT	T20	T34	83	CUT			T17	
2004	T6	T31	CUT	T40	T47		T16	T5	T19
2003	CUT	48	CUT	CUT	W/D		T21	T5	T53
2002	T11	T20	CUT	CUT	T28		T4	T33	77
2001	4		T44		CUT				
2000	T42		CUT	T37					
1999	CUT		T26	T57					
1998	T31		W/D						
1997	CUT				T44				
1996	CUT		CUT						

FedExCup Playoffs

THE NORTHERN TRUST	Dell Technologies Championship	BMW Championship	TOUR Championship
2016	T31	CUT	
2015	CUT	T9	
2014	T38	T57	T62
2013	CUT	T53	T29
2012	CUT		
2011	T24	T10	T16
2010	CUT		
2009	T52	T11	T49
2008	T19	CUT	T60
2007	T9	T65	T49

Personal

- Wife's brother, Jim Schuman, played on the Korn Ferry Tour from 1990-93.
- University of Hartford golf teammates included current PGA TOUR Champions member Tim Petrovic and former TOUR member Patrick Sheehan.
- Visited troops in the Persian Gulf for Thanksgiving 2006 on a USO/Armed Forces Entertainment tour with TOUR members Corey Pavin, Donnie Hammond, Frank Lickliter II and Howard Twitty.
- Instrumental in starting the PGA TOUR Flood Relief effort, along with Zach Johnson, to support flooded communities in the Midwest in the summer of 2008. Also donated funds, toured parts of the devastated area and encouraged public support.



Michael Kim

Height: 5'11" (1.8 m)
Weight: 165 (75 kg)
Age: 27 (July 14, 1993)
Birthplace: Seoul, South Korea
Residence: Houston, Texas
Family: Single

Education: University of California-Berkeley
Special Interests: Sports, sleeping, listening to music
Turned Professional: 2013
City plays from: Dallas, TX, United States

Exempt Status

PGA TOUR Tournament winner (thru 2020-21)

Career Victories

PGA TOUR Victories (1):

2018 (1) John Deere Classic.

Player Statistics

Career Low Round: 63 - 2018 John Deere Classic (Round 1)

Career High FedExCup Rank: #3 : 2017 Safeway Open

Career High Official World Golf Rank: #199 : 2018 Barbasol Championship

Career Largest Paycheck: \$1,044,000 : 2018 John Deere Classic (Finished 1)

National Team Selections

Walker Cup : 2013 **Palmer Cup** : 2013

Career Records

PGA TOUR (Playoff Record: 0-0)

Season	Events	Rounds	1st	2nd	3rd	Top 10	Top 25	Cuts Made	Cuts Missed	WD	FedExCup Rank	Earnings
Total:	129	353	1		1	2	15	58	67	4		\$3,184,673
2020	15	26						1	10	4	248	\$17,258
2019	26	59						4	22		227	\$104,936
2018	27	70	1			1	4	10	17		81	\$1,379,736
2017	28	90			1	1	6	19	9		100	\$1,018,204
2016	29	96					4	22	7		118	\$664,539
2014	2	4							2			
2013	2 (A)	8					1	2				

(A) - Amateur

Top Tournaments

PGA TOUR	THE PLAYERS Championship	Masters Tournament	PGA Championship	U.S. Open	The Open Championship	WGC-HSBC Champions	WGC-Mexico	WGC-Dell Technologies Match Play	WGC-FedEx St. Jude Inv
2019	CUT	CUT	CUT						
2018	CUT		CUT		T35				
2017	T60								
2013				T17					

FedExCup Playoffs

THE NORTHERN TRUST	Dell Technologies Championship	BMW Championship	TOUR Championship
2018	CUT		
2017	CUT		
2016	CUT		

Personal

- Attended Torrey Pines High School in San Diego.
- If not a golfer, would like to be an ESPN golf analyst.



Si Woo Kim

Height: 5'11" (1.8 m)
Weight: 182 (83 kg)
Age: 25 (June 28, 1995)
Birthplace: Seoul, South Korea
Residence: Dallas, Texas
Family: Single

Education: Yonsei University
Special Interests: Listening to music
Turned Professional: 2012
City plays from: Seoul, South Korea

Exempt Status

PGA TOUR Winner, THE PLAYERS Championship (thru 2022-23)

Career Victories

PGA TOUR Victories (2):

2016 (1) Wyndham Championship. **2017 (1)** THE PLAYERS Championship.

Korn Ferry Tour Victories (1):

2015 (1) Stonebrae Classic.

2019-20 Season Highlights

Qualified for the FedExCup Playoffs for the fifth consecutive season, but failed to advance to the BMW Championship for the first time in his career, finishing the season No. 81 in the FedExCup standings. Recorded his only top-10 of the season at the Wyndham Championship (T3) and made 15 cuts in 24 starts.

PGA TOUR

Wyndham Championship - Held a share of the lead after two rounds and a two-stroke lead entering the final round of the Wyndham Championship before finishing T3. Was also in the lead after 36 and 54 holes of the 2016 Wyndham Championship before going on to win. Co-led the field in Birdies (25). Made a hole-in-one at the par-3 third in round three.

National Team Selections

Presidents Cup : 2017 **World Cup** : 2018

Career Records

PGA TOUR (Playoff Record: 0 - 2)

Season	Events	Rounds	1st	2nd	3rd	Top 10	Top 25	Cuts Made	Cuts Missed	WD	FedExCup Rank	Earnings
Total:	155	458	2	2	3	18	38	91	57	8		\$11,309,714
2020	24	74			1	1	4	15	8	1	81	\$1,074,246
2019	28	82			1	5	8	16	12		46	\$2,191,808
2018	31	104		1	1	5	6	23	8		55	\$2,276,114
2017	30	75	1			2	4	14	11	6	54	\$2,681,177
2016	34	109	1	1		5	16	23	11		17	\$3,086,369
2013	8	14							7	1		

(A) - Amateur

Top Tournaments

PGA TOUR	THE PLAYERS Championship	Masters Tournament	PGA Championship	U.S. Open	The Open Championship	WGC-HSBC Champions	WGC-Mexico	WGC-Dell Technologies Match Play	WGC-FedEx St. Jude Inv
2020	CN1		T13						
2019	T56	T21	CUT	CUT	CUT			T61	
2018	T63	T24	CUT	CUT	T67	T69		T9	T10
2017	1	CUT	W/D	T13	CUT	T63	T72	T30	T50
2016	T23		CUT						

FedExCup Playoffs

	THE NORTHERN TRUST	Dell Technologies Championship	BMW Championship	TOUR Championship
2020	T39			
2019	84		T28	
2018	T76		T41	
2017	T43	T40	T58	
2016	CUT	T15	T20	T10

Personal

- Attended Sinsung High School in Seoul.
- His father is the only teacher he has ever had.
- If not a professional golfer, would be a soccer player.
- Enjoys horseback riding.
- Favorite athlete is Cristiano Ronaldo or, as Koreans call him, "Honaudo" to mimic the Portuguese pronunciation.
- Dream foursome would be Tiger Woods, K.J. Choi and Adam Scott.



Chris Kirk

Height: 6'3" (1.91 m)
Weight: 175 (79 kg)
Age: 35 (May 08, 1985)
Birthplace: Atlanta, Georgia
Residence: Athens, Georgia
Family: Wife, Tahnee; Sawyer Montgomery, Foster Anderson, Wilder James

Education: University of Georgia (2007, Sports Business)
Special Interests: Paddle boarding, piano, skimboarding, fishing, kayaking
Turned Professional: 2007
City plays from: Athens, GA, United States

Exempt Status

PGA TOUR Major Medical Extension

Career Victories

PGA TOUR Victories (4):

2011 (1) Viking Classic. **2014 (2)** The McGladrey Classic, Deutsche Bank Championship. **2015 (1)** Crowne Plaza Invitational at Colonial.

Korn Ferry Tour Victories (3):

2010 (2) Fort Smith Classic, Knoxville News Sentinel Open. **2020 (1)** The King & Bear Classic at World Golf Village.

2019-20 Season Highlights

Korn Ferry Tour

The King & Bear Classic at World Golf Village - Earned his third career Korn Ferry Tour title at 26-under 262 at The King & Bear Classic at World Golf Village. Birdied the final hole to edge Justin Lower by one stroke and win his first title on the Korn Ferry Tour since his breakthrough 2010 campaign that launched his PGA TOUR career.

National Team Selections

Walker Cup : 2007 **Presidents Cup** : 2015

Career Records

PGA TOUR (Playoff Record: 0-0)											
Season	Events	Rounds	1st	2nd	3rd	Top 10	Top 25	Cuts Made	Cuts Missed	WD	FedExCup Rank
Total:	250	820	4	4		29	73	173	74	2	
2020	11	33					1	5	6		194
2019	17	45					1	6	11		199
2018	29	106				4	9	24	5		66
2017	28	83		1		3	6	17	11		92
2016	28	85				3	12	18	9	1	54
2015	21	73	1			3	7	17	4		44
2014	28	104	2	1		5	12	26	2		2
2013	24	89		1		3	11	20	4		34
2012	27	89				4	7	20	6	1	49
2011	28	87	1	1		4	6	15	12		42
2010	1	4					1	1			
2009	2	5						1	1		
2008	3	11						3			
2007	2	4							2		
2007	1(A)	2							1		

(A) - Amateur

Top Tournaments

PGA TOUR											
	THE PLAYERS Championship	Masters Tournament	PGA Championship	U.S. Open	The Open Championship	WGC-HSBC Champions	WGC-Mexico	WGC-Dell Technologies Match Play	WGC-FedEx St. Jude Inv		
2019	T56										
2018	T46		T31								
2017	T12		CUT								
2016	W/D	CUT	CUT	CUT	CUT	T76		T5		T21	
2015	T13	T33		T75		T14	T56	T17		DNS	
2014	T13	T20	CUT	T28	T19		T40	T33		T41	
2013	T55		T57								
2012	T51										
2011	CUT		T34								
2009				CUT							
2008				T78							

FedExCup Playoffs			
THE NORTHERN TRUST	Dell Technologies Championship	BMW Championship	TOUR Championship
2018	T35	T41	
2017	T40		
2016	CUT	T10	
2015	CUT	T60	
2014	T53	T36	T4
2013	CUT	T24	
2012	T46	T12	
2011	CUT	T31	

Player Statistics

Career Low Round: 62 - 2015 Hyundai Tournament of Champions (Round 4)

Career High FedExCup Rank: #1 : 2014 BMW Championship

Career High Official World Golf Rank: #16 : 2015 FedEx St. Jude Classic

Career Largest Paycheck: \$1,440,000 : 2014 Deutsche Bank Championship (Finished 1)

Personal

- Loves to spend time at the beach and is an avid kayaker, paddleboarder and fisherman.
- Bought a piano and taught himself how to play.
- Had a 4.0 GPA in high school.



Kevin Kisner

Height: 5'10" (1.78 m)
Weight: 165 (75 kg)
Age: 36 (February 15, 1984)
Birthplace: Aiken, South Carolina
Residence: Aiken, South Carolina
Family: Wife, Brittany; Kathleen, Henry James

Education: University of Georgia (2006, Business Management)
Special Interests: Hunting, fishing, enjoying friends and family
Turned Professional: 2006
City plays from: Aiken, SC, United States

Exempt Status

PGA TOUR Winner, World Golf Championships (thru 2022-23)

Career Victories

PGA TOUR Victories (3):

2016 (1) The RSM Classic. **2017 (1)** DEAN & DELUCA Invitational. **2019 (1)** World Golf Championships-Dell Technologies Match Play.

Korn Ferry Tour Victories (2):

2010 (1) Mylan Classic presented by CONSOL Energy. **2013 (1)** Chile Classic.

2019-20 Season Highlights

Qualified for the FedExCup Playoffs for the seventh consecutive season and advanced to the TOUR Championship for the fifth time, finishing the season No. 23 in the FedExCup standings. Recorded four top-10s, including a T4 at THE NORTHERN TRUST, and made 15 cuts in 21 starts.

PGA TOUR

Sony Open in Hawaii - Carded four scores in the 60s to finish T4 at the Sony Open in Hawaii, his third top-five at the event since 2016. Marked his best result since winning the 2019 World Golf Championships-Dell Technologies Match Play. **Rocket Mortgage Classic** - Finished solo-third at the Rocket Mortgage Classic to earn his second top-five of the season. Held a share of the 18-hole lead, the fifth first-round lead/co-lead of his career (fell to 1-for-5). Final-round 66 marked his lowest closing score since 2018 The RSM Classic (65). **Wyndham Championship** - Finished T3 at the Wyndham Championship, his third top-10 in six starts at the event. Carded three scores of 65 or better for the second time in his career (64/R2, 65/R3, 64/R4) and the first since winning The RSM Classic in 2015. **THE NORTHERN TRUST** - Finished T4 at THE NORTHERN TRUST, his second career top-five in the FedExCup Playoffs and first since the 2017 TOUR Championship. Led the field in Scrambling (88.89%).

National Team Selections

Presidents Cup : 2017

Career Records

PGA TOUR (Playoff Record: 0 - 4)

Season	Events	Rounds	1st	2nd	3rd	Top 10	Top 25	Cuts Made	Cuts Missed	WD	FedExCup Rank	Earnings
Total:	231	757	3	8	3	37	72	162	68	1		\$22,064,472
2020	21	73			2	4	10	15	6		23	\$2,266,752
2019	25	86	1			5	11	22	3		9	\$3,489,144
2018	25	78		2		4	9	18	7		47	\$2,972,285
2017	28	98	1	2	1	8	12	25	3		12	\$4,766,936
2016	27	94		1		6	10	22	5		23	\$3,424,354
2015	30	104			3	6	10	22	7	1	21	\$3,567,939
2014	26	85				3	6	17	9		104	\$954,497
2013	1	4						1				\$6,180
2012	24	65				1	3	10	14		153	\$346,216
2011	24	70					1	10	14		195	\$270,170

(A) - Amateur

Top Tournaments

PGA TOUR	THE PLAYERS Championship	Masters Tournament	PGA Championship	U.S. Open	The Open Championship	WGC-HSBC Champions	WGC-Mexico	WGC-Dell Technologies Match Play	WGC-FedEx St. Jude Inv
2020	CN1		T19			T28	T18		T25
2019	T22	T21	CUT	T49	T30		T27	1	T27
2018	CUT	T28	T12	CUT	T2		29	2	T39
2017	T56	T43	T7	T58	T54	T70	11	T17	T28
2016	CUT	T37	T18	T49	T6	2	T23	T38	T16
2015	T2 (P)		CUT	T12	CUT				T37
2014				CUT					

FedExCup Playoffs

	THE NORTHERN TRUST	Dell Technologies Championship	BMW Championship	TOUR Championship
2020	T4		T25	23
2019	T12		T9	T9
2018	T73	T24	T58	
2017	T54	T53	T67	T3
2016	T48	T46	T39	26
2015	T20	T12	T41	28
2014	CUT			

Player Statistics

Career Low Round: 60 - 2017 Sony Open in Hawaii (Round 3)

Career High FedExCup Rank: #1 : 2016 Sony Open in Hawaii

Career High Official World Golf Rank: #14 : 2016 Sony Open in Hawaii

Career Largest Paycheck: \$1,745,000 : 2019 World Golf Championships-Dell Technologies Match Play (Finished 1)

Personal

- First car was a Chevrolet Blazer.
- Favorite college team is the Georgia Bulldogs, and favorite professional team is the Carolina Panthers.
- Always uses the head side of a coin to mark his golf ball.
- Puts Ben Hogan, Arnold Palmer and his dad in his dream foursome.
- Is involved with The First Tee.
- Formed the Kevin and Brittany Kisner Foundation to assist organizations in the Aiken, South Carolina-area that promote children's fitness, health, education and opportunities to participate in sports.



Patton Kizzire^(kuh-ZY-ur)

Height: 6'5" (1.96 m)
Weight: 215 (98 kg)
Age: 34 (March 03, 1986)
Birthplace: Tuscaloosa, Alabama
Residence: Sea Island, Georgia
Family: Wife, Kari; Palmer James

Education: Auburn University (2008, Business)
Special Interests: Bow hunting, fishing
Turned Professional: 2008
City plays from: Sea Island, GA, United States

Exempt Status

PGA TOUR Tournament winner (thru 2021-22)

Career Victories

PGA TOUR Victories (2):

2018 (2) OHL Classic at Mayakoba, Sony Open in Hawaii.

Korn Ferry Tour Victories (2):

2015 (2) Utah Championship presented by Zions Bank, News Sentinel Open presented by Pilot.

Career Records

PGA TOUR (Playoff Record: 1-0)

Season	Events	Rounds	1st	2nd	3rd	Top 10	Top 25	Cuts Made	Cuts Missed	WD	FedExCup Rank	Earnings
Total:	132	393	2	2		14	26	74	58			\$7,480,819
2020	19	55				1	1	8	11		172	\$352,764
2019	25	74				1	6	13	12		122	\$995,341
2018	29	89	2			4	7	18	11		30	\$3,541,151
2017	28	76		1		3	5	14	14		99	\$1,110,395
2016	27	89		1		5	7	20	7		82	\$1,468,624
2015	2	6						1	1			\$12,544
2009	1	2							1			
2008	1	2							1			

(A)-Amateur

Top Tournaments

PGA TOUR	THE PLAYERS Championship	Masters Tournament	PGA Championship	U.S. Open	The Open Championship	WGC-HSBC Champions	WGC-Mexico	WGC-Dell Technologies Match Play	WGC-FedEx St. Jude Inv
2020	CN1								
2019	T79	T18	CUT	CUT	CUT	67	T27		
2018	CUT	CUT	CUT		CUT		T12	T36	T31
2017	CUT								
2016	76		T49	CUT	T68			T9	

FedExCup Playoffs

THE NORTHERN TRUST	Dell Technologies Championship	BMW Championship	TOUR Championship
2019	CUT		
2018	T60	T61	T21
2017	CUT		
2016	CUT		

Player Statistics

Career Low Round: 62 - 2018 OHL Classic at Mayakoba (Round 1)

Career High FedExCup Rank: #1 : 2018 Waste Management Phoenix Open

Career High Official World Golf Rank: #51 : 2018 Valspar Championship

Career Largest Paycheck: \$1,278,000 : 2018 OHL Classic at Mayakoba (Finished 1)

Personal

- Was born in Montgomery and at age 2 moved to Tuscaloosa, where he stayed through the beginning of college.
- Played for three different high schools in four years: Tuscaloosa Academy, Central High School and Northridge High School.
- His father, Maxie, played baseball at the University of Alabama.
- Went to high school with Major League Baseball pitcher David Robertson.
- Attributes his move to Sea Island, Georgia in 2012 as the key to his success in 2015 on the Korn Ferry Tour and eventually on the PGA TOUR.
- Dream foursome would be rounded out by his father, Aaron Rodgers and the late Payne Stewart.



Jim Knous (kuh-NOUSE)

Height: 6'1" (1.85 m)

Weight: 180 (81 kg)

Age: 30

Birthplace: Basalt, Colorado

Residence: Littleton, Colorado

Family: Wife, Heidi Rose; Brady

Education: Colorado School of Mines (Civil Engineering, 2012)

Turned Professional: 2012

City plays from: Littleton, CO, United States

Exempt Status

PGA TOUR Korn Ferry Tour Medical

Career Victories

None.

Player Statistics

Career Low Round: 66 - 2019 Sony Open in Hawaii (Round 1)

Career High FedExCup Rank: #10 : 2019 Safeway Open

Career High Official World Golf Rank: #414 : 2019 Wells Fargo Championship

Career Largest Paycheck: \$153,600 : 2019 Safeway Open (Finished 10)

Career Records

PGA TOUR (Playoff Record: 0 - 0)

Season	Events	Rounds	1st	2nd	3rd	Top 10	Top 25	Cuts Made	Cuts Missed	WD	FedExCup Rank	Earnings
Total:	20	59				1	4	11	9			\$515,456
2019	18	53				1	4	10	8		166	\$490,976
2018	1	4						1				\$24,480
2017	1	2							1			

(A) - Amateur

Personal

- Grew up in Basalt, Colorado, a town in the heart of the Rocky Mountains. Attended the Colorado School of Mines where he graduated with a degree in Civil Engineering.
- Due to the pronunciation of his name, has been dubbed as "Hard K."
- Enjoys hiking, exercising and cooking.
- Claims hidden talents are cooking, Sudoku, and ping pong.
- Pulls for all of the Denver-area professional sports teams including the Broncos, Nuggets and Rockies.
- Speaks Spanish.
- Favorite player growing up was Ernie Els. Recalls meeting Jack Nicklaus as a kid in a cafe in his hometown of Basalt.
- Played on his high school basketball team for three seasons.



Russell Knox

Height: 5'10" (1.78 m)
Weight: 160 (72 kg)
Age: 35 (June 21, 1985)
Birthplace: Inverness, Scotland
Residence: Ponte Vedra Beach, Florida
Family: Wife, Andrea

Education: Jacksonville University (2007, Business Management)
Special Interests: Soccer, movies, ping-pong
Turned Professional: 2007
City plays from: Inverness, Scotland

Exempt Status

PGA TOUR Tournament winner (thru 2020-21)

Career Victories

PGA TOUR Victories (2):

2016 (2) World Golf Championships-HSBC Champions, Travelers Championship.

Korn Ferry Tour Victories (1):

2011 (1) Chiquita Classic.

2019-20 Season Highlights

Collected five top-25s in 22 starts and finished the season No. 127 in the FedExCup standings, ending a streak of six consecutive appearances in the FedExCup Playoffs. Made 11 cuts, but failed to record a top-10 for the first time since the 2013 season.

National Team Selections

World Cup : 2016, 2018

Career Records

PGA TOUR (Playoff Record: 0 - 2)

Season	Events	Rounds	1st	2nd	3rd	Top 10	Top 25	Cuts Made	Cuts Missed	WD	FedExCup Rank	Earnings
Total:	209	676	2	3	3	21	64	144	64	1		\$13,854,567
2020	22	63					5	11	11		127	\$519,028
2019	22	72				2	7	18	4		110	\$1,132,825
2018	27	90				3	8	20	7		89	\$1,424,030
2017	24	70			1	4	7	14	10		71	\$1,643,924
2016	25	89	2	2		4	11	21	4		10	\$4,885,906
2015	28	96			2	3	11	20	7	1	34	\$1,916,666
2014	26	92		1		3	8	20	6		40	\$1,513,630
2013	11	34					3	8	3		166	\$305,973
2012	23	68				2	4	12	11		179	\$512,584
2011	1	2							1			

(A) - Amateur

Top Tournaments

PGA TOUR	THE PLAYERS Championship	Masters Tournament	PGA Championship	U.S. Open	The Open Championship	WGC-HSBC Champions	WGC-Mexico	WGC-Dell Technologies Match Play	WGC-FedEx St. Jude Inv
2020	CN1								
2019	T35		CUT		T41	68	T39	T40	
2018	CUT		T35		CUT				T48
2017	CUT	CUT	CUT		CUT	T9	70	T39	T5
2016	T19	CUT	T22		T30	1	27	T28	54
2015	T17		CUT		CUT				
2014	T34		CUT						
2013				T45					

FedExCup Playoffs

	THE NORTHERN TRUST	Dell Technologies Championship	BMW Championship	TOUR Championship
2019	CUT			
2018	CUT	T43		
2017	CUT	T61		
2016	T60	T15	T17	23
2015	T20	T12	T45	
2014	T38	T26	T23	

Player Statistics

Career Low Round: 62 - 2014 BMW Championship (Round 4)

Career High FedExCup Rank: #1 : 2016 OHL Classic at Mayakoba

Career High Official World Golf Rank: #18 : 2017 AT&T Pebble Beach Pro-Am

Career Largest Paycheck: \$1,400,000 : 2016 World Golf Championships-HSBC Champions (Finished 1)

Personal

- Grew up in Inverness, Scotland before relocating to Jacksonville, Florida to attend Jacksonville University on a golf scholarship. Earned a business management degree while at JU.
- Parents Mike and Val are retired and living in Ponte Vedra Beach, Florida. Father born in San Diego, California and mother born in Scotland.
- Wife Andrea, with her sister Maria, own CRYOtherapy Jax, a cryotherapy recovery center located on Southside Blvd in Jacksonville, Florida.
- Sister Diane Knox moved to the United States in 2016 and currently works in media.
- Enjoys being on the beach and going on vacations exploring the world.



Satoshi Kodaira

(suh-TOE-she kuh-DYE-ruh)

Height: 5'7" (1.7 m)
Weight: 150 (68 kg)
Age: 31 (September 11, 1989)
Birthplace: Tokyo, Japan
Residence: Tokyo, Japan
Family: Wife, Miho Koga

Turned Professional: 2010
City plays from: Tokyo, Japan

Exempt Status

PGA TOUR Tournament winner (thru 2020-21)

Career Victories

PGA TOUR Victories (1):

2018 (1) RBC Heritage.

Player Statistics

Career Low Round: 63 - 2018 RBC Heritage (Round 2)

Career High FedExCup Rank: #37 : 2018 RBC Heritage

Career High Official World Golf Rank: #27 : 2018 Wells Fargo Championship

Career Largest Paycheck: \$1,206,000 : 2018 RBC Heritage (Finished 1)

National Team Selections

Eisenhower Trophy : 2010 **World Cup** : 2018

Career Records

PGA TOUR (Playoff Record: 1-0)

Season	Events	Rounds	1st	2nd	3rd	Top 10	Top 25	Cuts Made	Cuts Missed	WD	FedExCup Rank	Earnings
Total:	60	174	1			1	3	31	29			\$2,061,819
2020	11	31						4	7		220	\$82,878
2019	22	64					1	12	10		185	\$421,457
2018	18	48	1			1	2	8	10		94	\$1,471,462
2017	4	16						4				\$75,814
2016	3	9						2	1			\$10,208
2013	2	6						1	1			

(A) - Amateur

Top Tournaments

PGA TOUR	THE PLAYERS Championship	Masters Tournament	PGA Championship	U.S. Open	The Open Championship	WGC-HSBC Champions	WGC-Mexico	WGC-Dell Technologies Match Play	WGC-FedEx St. Jude Inv
2019	CUT	61	CUT			T37	T51	T24	
2018	CUT	T28	T59	CUT	T35		54	T59	T63
2017			T48	T46					T47
2016					CUT	71			
2013					CUT				T65

FedExCup Playoffs

THE NORTHERN TRUST	Dell Technologies Championship	BMW Championship	TOUR Championship
2018	CUT		

Personal

- Married to Miho Koga, a former professional golfer who won 12 times on the Japanese LPGA Tour. She retired from professional golf in 2011. The pair married in 2017.



Brooks Koepka (KEP-kuh)

Height: 6'0" (1.83 m)
Weight: 205 (92 kg)
Age: 30 (May 03, 1990)
Birthplace: West Palm Beach, Florida
Residence: Jupiter, Florida
Family: Single

Education: Florida State University
Special Interests: Baseball, basketball, table tennis, fishing, "proper" football (soccer), football
Turned Professional: 2012
City plays from: West Palm Beach, FL, United States

Exempt Status

PGA TOUR Winner, PGA Championship/U.S. Open (thru 2024-25)

Career Victories

PGA TOUR Victories (7):

2015 (1) Waste Management Phoenix Open. **2017 (1)** U.S. Open. **2018 (2)** U.S. Open, PGA Championship. **2019 (3)** THE CJ CUP @ NINE BRIDGES, PGA Championship, World Golf Championships-FedEx St. Jude Invitational.

Player Statistics

Career Low Round: 62 - 2020 World Golf Championships-FedEx St. Jude Invitational (Round 1)

Career High FedExCup Rank: #1 : 2019 THE NORTHERN TRUST

Career High Official World Golf Rank: #1 : 2020 Waste Management Phoenix Open

Career Largest Paycheck: \$2,160,000 : 2018 U.S. Open (Finished 1)

2019-20 Season Highlights

Qualified for the FedExCup Playoffs for the sixth consecutive season but did not participate due to a knee injury, finishing No. 104 in the FedExCup standings and failing to advance to the BMW Championship for the first time in his career. Snapped a streak of three consecutive seasons with a win. Recorded two top-10 finishes, highlighted by a T2 in his title defense at the World Golf Championships-FedEx St. Jude Invitational, and made eight cuts in a season limited to 13 starts.

PGA TOUR

THE CJ CUP @ NINE BRIDGES - In his title defense at THE CJ CUP @ NINE BRIDGES, stood T51 through two rounds before withdrawing due to a left-knee injury. **World Golf Championships-FedEx St. Jude Invitational** - In his title defense at the World Golf Championships-FedEx St. Jude Invitational, opened with a 62 en route to a T2. Became the first defending champion to finish runner-up since Xander Schauffele at the 2020 Sentry Tournament of Champions. Held a two-stroke lead after the first round, becoming the first defending champion on TOUR to hold the 18-hole lead/co-lead since he led outright after the first round of the 2019 PGA Championship. Began the first round with four consecutive birdies, opening a tournament on a Birdie Streak of four for the first time in his career. **PGA Championship** - In his bid for a third consecutive PGA Championship title, closed with a 4-over 74 to finish T29. Entered the final round tied for fourth. Was attempting to become the third player since 1920 to win the same major three years in a row.

National Team Selections

Ryder Cup : 2016, 2018 **Presidents Cup** : 2017

Career Records

PGA TOUR (Playoff Record: 0 - 1)

Season	Events	Rounds	1st	2nd	3rd	Top 10	Top 25	Cuts Made	Cuts Missed	WD	FedExCup Rank	Earnings
Total:	138	471	7	10	4	41	68	114	24	3		\$31,466,035
2020	13	40		1		2	2	8	5	1	104	\$1,123,227
2019	21	74	3	3	1	9	13	20	1		3	\$9,684,006
2018	17	62	2	2		6	10	15	2		9	\$7,094,047
2017	24	80	1	2		7	13	20	4		10	\$5,612,397
2016	21	70		2	1	7	10	18	3	1	35	\$3,322,393
2015	23	81	1		1	8	14	20	3	1	24	\$3,571,900
2014	16	56			1	2	6	12	4			\$1,043,115
2013	2	6						1	1			\$14,950
2012	1(A)	2							1			

(A) - Amateur

Top Tournaments

PGA TOUR	THE PLAYERS Championship	Masters Tournament	PGA Championship	U.S. Open	The Open Championship	WGC-HSBC Champions	WGC-Mexico	WGC-Dell Technologies Match Play	WGC-FedEx St. Jude Inv
2020 CNL			T29						T2
2019 T56		T2	1	2	T4	T16	T27	T56	1
2018 T11			1	1	T39	T2	DNS		5
2017 T16		T11	T13	1	T6	T40	T48	T9	T17
2016 T35		T21	T4	T13			T23	T5	W/D
2015 CUT		T33	T5	T18	T10		T17	T17	T6
2014			T15	T4	T67				
2013			T70		CUT				
2012				CUT					

FedExCup Playoffs

THE NORTHERN TRUST	Dell Technologies Championship	BMW Championship	TOUR Championship
2019 T30		T24	T3
2018 T8		T19	T26
2017 T49		T12	6
2016 T70		T32	
2015 CUT	CUT	T49	T18

Personal

- His great uncle is Dick Groat, a two-time World Series-winning shortstop for the Pittsburgh Pirates and the 1960 National League MVP.
- Enjoys being on the water jet skiing, fishing, paddleboarding and hanging with friends on off weeks.
- Favorite sports teams are Manchester United Football Club, the Los Angeles Lakers and Green Bay Packers.



Jason Kokrak^(COKE-rack)

Height: 6'4" (1.93 m)
Weight: 225 (kg)
Age: 35 (May 22, 1985)
Birthplace: North Bay, Ontario, Canada
Residence: Cleveland, Ohio
Family: Wife, Stephanie; Declan, Landon John

Education: Xavier University (2007, Communications)
Special Interests: All sports
Turned Professional: 2008
City plays from: Hudson, OH, United States

Exempt Status

PGA TOUR Top 125 in 2019-20 FedExCup standings (thru 2020-21)

Career Victories

Korn Ferry Tour Victories (2):

2011 (2) Albertsons Boise Open Pres'd by Kraft, Miccosukee Championship.

Player Statistics

Career Low Round: 62 - 2017 AT&T Byron Nelson (Round 2)

Career High FedExCup Rank: #10 : 2014 Frys.com Open

Career High Official World Golf Rank: #54 : 2019 TOUR Championship

Career Largest Paycheck: \$598,400 : 2016 Northern Trust Open (Finished 2)

2019-20 Season Highlights

Qualified for the FedExCup Playoffs for the eighth consecutive season, advancing to the BMW Championship and finishing the season No. 42 in the FedExCup standings. Marked his third consecutive season qualifying for the BMW Championship and fifth total. Recorded three top-10s, highlighted by a T3 at the Charles Schwab Challenge, and made 11 cuts in 20 starts.

PGA TOUR

Charles Schwab Challenge - Shot a final-round 64, tied for the best in the field, to finish T3 at the Charles Schwab Challenge. Marked his best result on TOUR since a runner-up at the 2019 Valspar Championship.

Career Records

PGA TOUR (Playoff Record: 0-0)												
Season	Events	Rounds	1st	2nd	3rd	Top 10	Top 25	Cuts Made	Cuts Missed	WD	FedExCup Rank	Earnings
Total:	230	745		3	3	27	74	149	76	4		\$12,978,821
2020	20	62			1	3	7	11	8	1	42	\$1,494,604
2019	24	90		1		5	14	23	1		14	\$2,330,212
2018	29	99			1	4	11	21	8		52	\$1,794,431
2017	28	95				1	7	20	8		77	\$1,173,708
2016	28	89		1		4	9	17	9	1	33	\$1,934,250
2015	28	88				2	8	16	11	1	100	\$1,033,489
2014	19	65				2	10	13	6		73	\$1,200,381
2013	25	78			1	4	6	15	9	1	62	\$1,267,525
2012	27	75		1		2	2	13	14		178	\$750,221
2011	1	2							1			
2007	1 (A)	2							1			

(A) - Amateur

Top Tournaments

PGA TOUR	THE PLAYERS Championship	Masters Tournament	PGA Championship	U.S. Open	The Open Championship	WGC-HSBC Champions	WGC-Mexico	WGC-Dell Technologies Match Play	WGC-FedEx St. Jude Inv
2020	CNL		CUT			T8	T51		T44
2019	T47		T23		T32				
2018	T46		T19		CUT				
2017	CUT		T33	T53		T16			
2016	W/D		T49	T37					
2015	CUT								
2014	CUT		CUT						
2013	CUT		CUT						
2007				CUT					

FedExCup Playoffs

	THE NORTHERN TRUST	Dell Technologies Championship	BMW Championship	TOUR Championship
2020	T13		T6	
2019	T12		T19	14
2018	T40	T24	T19	
2017	T25	T53		
2016	T7	T8	T17	
2015	CUT	CUT		
2014	T61	T16		
2013	T9	T73	T44	

Personal

- Was inducted into the Xavier University Athletic Hall of Fame in December 2015.
- Favorite course is Oakmont Country Club.
- Favorite teams are the Ohio State Buckeyes and the professional teams in Cleveland.
- Was born in Canada when his mother was visiting family, but moved to the U.S. a couple weeks after being born.



Kelly Kraft

Height: 6'0" (1.83 m)
Weight: 175 (79 kg)
Age: 31 (October 05, 1988)
Birthplace: Denton, Texas
Residence: Dallas, Texas
Family: Wife, Tia

Education: Southern Methodist University (2011)
Special Interests: Travel, movies, sailing, working out, watching sports, enjoying friends
Turned Professional: 2012
City plays from: Dallas, TX, United States

Exempt Status

PGA TOUR Major Medical Extension

Career Victories

Korn Ferry Tour Victories (1):

2015 (1) Chitimacha Louisiana Open presented by NACHER.

Player Statistics

Career Low Round: 61 - 2019 Barbasol Championship (Round 3)

Career High FedExCup Rank: #20 : 2017 AT&T Pebble Beach Pro-Am

Career High Official World Golf Rank: #124 : 2018 A Military Tribute at The Greenbrier

Career Largest Paycheck: \$788,400 : 2018 A Military Tribute at The Greenbrier (Finished 2)

National Team Selections

Walker Cup : 2011

Career Records

PGA TOUR (Playoff Record: 0-0)

Season	Events	Rounds	1st	2nd	3rd	Top 10	Top 25	Cuts Made	Cuts Missed	WD	FedExCup Rank	Earnings
Total:	122	339	3	2	10	15	57	62	3			\$4,507,949
2019	31	81		1		3	4	12	19		123	\$905,681
2018	31	92		1	1	3	4	16	15		90	\$1,496,253
2017	27	71		1	1	3	5	12	12	3	72	\$1,638,045
2016	20	59				1	2	12	8		165	\$403,437
2015	1	2							1			
2013	2	8						2				\$39,539
2012	8	20						2	6			\$24,994
2012	2 (A)	6						1	1			

(A) - Amateur

Top Tournaments

PGA TOUR	THE PLAYERS Championship	Masters Tournament	PGA Championship	U.S. Open	The Open Championship	WGC-HSBC Champions	WGC-Mexico	WGC-Dell Technologies Match Play	WGC-FedEx St. Jude Inv
2019	147		148						
2018	CUT		CUT		CUT				
2017			T58						
2012		62							

FedExCup Playoffs

THE NORTHERN TRUST	Dell Technologies Championship	BMW Championship	TOUR Championship
2019	CUT		
2018	CUT	CUT	
2017	70	W/D	

Personal

- Married wife Tia in Sea Island, Georgia in April 2013.
- Dream foursome would include Bobby Jones, Byron Nelson and George W. Bush.
- Is a big fan of the Texas Rangers and Dallas Cowboys.
- Biggest thrill in golf was hitting the first tee shot at the 2012 Masters.
- Right before leaving for his first American Junior Golf Association event, his dad was diagnosed with cancer. Went on to win the tournament. Father is now cancer-free.
- Dad, Tim, is an avid sailboat racer.



Matt Kuchar

Height: 6'4" (1.93 m)
Weight: 195 (88 kg)
Age: 42 (June 21, 1978)
Birthplace: Winter Park, Florida
Residence: St. Simons Island, Georgia
Family: Wife, Sybi; Cameron Cole, Carson Wright

Education: Georgia Tech (2000, Management)
Special Interests: Tennis, hiking, backgammon
Turned Professional: 2000
City plays from: Sea Island, GA, United States

Exempt Status

PGA TOUR Tournament winner (thru 2022-23)

Career Victories

PGA TOUR Victories (9):

2002 (1) The Honda Classic. **2009 (1)** Turning Stone Resort Championship. **2010 (1)** The Barclays. **2012 (1)** THE PLAYERS Championship. **2013 (2)** World Golf Championships-Accenture Match Play Championship, the Memorial Tournament presented by Nationwide Insurance. **2014 (1)** RBC Heritage. **2019 (2)** Mayakoba Golf Classic, Sony Open in Hawaii.

Korn Ferry Tour Victories (1):

2006 (1) Henrico County Open Pres'd by Saxon Capital, Inc..

2019-20 Season Highlights

Became one of nine players to qualify for the FedExCup Playoffs in each of the first 14 seasons of the FedExCup era, advancing to the BMW Championship and ending his season at No. 62 in the FedExCup standings. Marked his second consecutive season qualifying for the BMW Championship and 11th total. Recorded seven top-25s, highlighted by a T2 at The Genesis Invitational. Made his fifth consecutive appearance in the Presidents Cup, clinching the final point for the United States to retain the Cup.

PGA TOUR

Sony Open in Hawaii - Missed the cut in his title defense at the Sony Open in Hawaii. **The Genesis Invitational** - Held at least a share of the lead after each of the first three rounds of The Genesis Invitational before finishing T2. Marked his 13th career runner-up and best result on TOUR since the 2019 RBC Heritage (2nd).

National Team Selections

Presidents Cup : 2011, 2013, 2015, 2017, 2019 **Ryder Cup** : 2010, 2012, 2014, 2016 **Olympic Games** : 2016 **World Cup** : 2011, 2013, 2018 **World Amateur Team Championship** : 1998 **Walker Cup** : 1999 **Arnold Palmer Cup** : 1998, 1999

Career Records

PGA TOUR (Playoff Record: 2 - 1)												
Season	Events	Rounds	1st	2nd	3rd	Top 10	Top 25	Cuts Made	Cuts Missed	WD	FedExCup Rank	Earnings
Total:	464	1569	9	13	12	107	202	342	120	2		\$51,518,252
2020	16	56		1		1	7	12	4		62	\$1,515,585
2019	22	80	2	2		8	13	20	2		16	\$6,294,690
2018	24	80				4	8	20	4		76	\$1,720,097
2017	26	92		1		9	17	22	4		14	\$4,282,488
2016	26	96			3	10	16	24	2		18	\$3,819,678
2015	25	94		1	1	7	14	24	1		19	\$2,774,170
2014	24	88	1	1		11	17	22	2		8	\$4,695,515
2013	23	87	2	2		8	15	23			6	\$5,616,808
2012	22	82	1		1	9	13	21	1		18	\$3,903,065
2011	24	88		2	1	9	19	22	2		6	\$4,233,920
2010	26	95	1	1	3	11	20	23	2	1	2	\$4,910,477
2009	24	82	1			5	10	18	6		40	\$2,489,193
2008	27	88		1	1	5	8	16	11		115	\$1,447,638
2007	26	85			1	2	4	16	10		92	\$886,146
2006	8	21						2	6			\$30,297
2005	21	60				1	3	9	12			\$402,786
2004	28	83				1	4	13	15			\$509,257
2003	23	61					2	8	15			\$176,047
2002	27	82	1			4	6	14	12	1		\$1,237,725
2001	11	35		1	1	2	4	6	5			\$572,669
2000	1(A)	2							1			
1999	4(A)	12						2	2			
1998	6(A)	20					2	5	1			

(A) - Amateur

Player Statistics

Career Low Round: 61 - 2013 BMW Championship (Round 3)

Career High FedExCup Rank: #1 : 2019 U.S. Open

Career High Official World Golf Rank: #4 : 2014 The Greenbrier Classic

Career Largest Paycheck: \$1,710,000 : 2012 THE PLAYERS Championship (Finished 1)

Top Tournaments

PGA TOUR	THE PLAYERS Championship	Masters Tournament	PGA Championship	U.S. Open	The Open Championship	WGC-HSBC Champions	WGC-Mexico	WGC-Dell Technologies Match Play	WGC-FedEx St. Jude Inv
2020	CNL		CUT				T22		T25
2019	T26	T12	T8	T16	T41		50	2	T43
2018	T17	T28	CUT	CUT	T9	T31	T58	T9	T14
2017	82	T4	T9	T16	2	T21	T20	T30	T17
2016	T3	T24	CUT	T46	T46		T28	T9	T3
2015	CUT	T46	T7	T12	T58		T23	T34	T25
2014	T17	T5		T12	T54		T13	T9	T12
2013	T48	T8	T22	T28	T15		T35	1	T27
2012	1	T3	CUT	T27	T9		T8	T5	T8
2011	T54	T27	T19	T14	CUT		5	3	T19
2010	T13	T24	T10	T6	T27		T3	T17	T9
2009	T14		CUT	CUT	CUT	T19			
2008	CUT			T48	CUT				
2007					CUT				
2006				CUT					
2005				CUT					
2004	T16								
2003	CUT								
2002	W/D	CUT	CUT	CUT	CUT				T38
1999		T50		CUT					
1998		T21		T14	CUT				

FedExCup Playoffs	THE NORTHERN TRUST	Dell Technologies Championship	BMW Championship	TOUR Championship
2020	T18		T59	
2019	CUT		T52	T16
2018	T60	T43		
2017	T10	T56	T5	T10
2016	T64	T46	T4	T15
2015	T39	T9	T41	T10
2014	T5	T29	T46	T3
2013	T19	T4	T24	T26
2012	T38	T35	T54	T10
2011	2	T25	T22	T20
2010	1(P)	T11	T3	T25
2009	T28	T15	T10	
2008	CUT	CUT		
2007	T35	T41		

Personal

- Got started in golf when his mother, Meg, upgraded the country club membership to include golf when he was 12 years old. He and his dad tried golf and were hooked.
- Father, Peter, is an excellent tennis player who was ranked No. 1 in doubles at one time in the state of Florida.
- Wife, Sybi, was a standout tennis player at Georgia Tech, where they met. They teamed in October 2009 to win the consolation title in the USTA National Husband/Wife Doubles Championship at the ATP Headquarters in Ponte Vedra Beach, Florida.
- Involved with Camp Twin Lakes, a Georgia program for children with serious illnesses, disabilities and other life challenges, as well as the Ronald McDonald House of Jacksonville.



Anirban Lahiri (la-HERE-ree)

Height: 5'9" (1.75 m)
Weight: 175 (79 kg)
Age: 33 (June 29, 1987)
Birthplace: Pune, India
Residence: Palm Beach Gardens, Florida
Family: Wife, Ipsa Jamwal; Tisya

Special Interests: Gaming on PS4, cooking and listening to music.
Turned Professional: 2007
City plays from: Bangalore, India

Exempt Status

PGA TOUR Top 50 from 2019 Korn Ferry Tour (thru 2020-21)

Career Victories

Player Statistics

Career Low Round: 61 - 2018 A Military Tribute at The Greenbrier (Round 2)
Career High FedExCup Rank: #8 : 2017 CIMB Classic
Career High Official World Golf Rank: #33 : 2015 Valero Texas Open
Career Largest Paycheck: \$765,600 : 2017 the Memorial Tournament presented by Nationwide (Finished 2)

National Team Selections

Presidents Cup : 2015, 2017 **World Cup** : 2013, 2018 **Olympic Games** : 2016 **Eurasia Cup** : 2016

Career Records

PGA TOUR (Playoff Record: 0-0)												
Season	Events	Rounds	1st	2nd	3rd	Top 10	Top 25	Cuts Made	Cuts Missed	WD	FedExCup Rank	Earnings
Total:	119	377	1	1		10	18	77	42	1		\$5,270,309
2020	13	35						5	8	1	219	\$58,388
2019	23	69				1	2	14	9		178	\$419,620
2018	24	82				4	6	17	7		99	\$1,441,205
2017	22	72		1	1	3	7	14	8		51	\$1,944,289
2016	21	69				1	2	16	5		119	\$835,171
2015	12	38				1	1	9	3			\$490,003
2014	3	8						1	2			\$34,510
2012	1	4						1				\$47,124

(A) - Amateur

Top Tournaments

PGA TOUR									
	THE PLAYERS Championship	Masters Tournament	PGA Championship	U.S. Open	The Open Championship	WGC-HSBC Champions	WGC-Mexico	WGC-Dell Technologies Match Play	WGC-FedEx St. Jude Inv
2019	T4			CUT					
2018	CUT		CUT		CUT				T6
2017	CUT		75		CUT				
2016		T42	CUT	CUT	T68	T40	T28	T28	T33
2015	CUT	T49	T5	CUT	T30	T28	T71	T34	T53
2014			CUT		CUT				
2012					T31				

FedExCup Playoffs

	THE NORTHERN TRUST	Dell Technologies Championship	BMW Championship	TOUR Championship
2018	T71	CUT		
2017	CUT	T56	T9	

Personal

- At age 8, his father, an Army officer, introduced him to the game.
- Practices Vipassana meditation.
- Speaks Bengali, Hindi and Punjabi, in addition to English.



Martin Laird

Height: 6'2" (1.88 m)
Weight: 190 (86 kg)
Age: 37 (December 29, 1982)
Birthplace: Glasgow, Scotland
Residence: Scottsdale, Arizona
Family: Wife, Meagan; Jack, Hannah Katherine

Education: Colorado State University (2004, Marketing)
Special Interests: European soccer, watching sports, music, cars
Turned Professional: 2004
City plays from: Glasgow, Scotland

Exempt Status

PGA TOUR Top 125 in 2018-19 FedExCup standings (thru 2020-21)

Career Victories

PGA TOUR Victories (3):

2009 (1) Justin Timberlake Shriners Hospitals for Children Open. **2011 (1)** Arnold Palmer Invitational presented by MasterCard. **2013 (1)** Valero Texas Open.

Korn Ferry Tour Victories (1):

2007 (1) Athens Regional Foundation Classic.

National Team Selections

World Cup : 2011, 2013, 2018

Career Records

PGA TOUR (Playoff Record: 1 - 2)

Season	Events	Rounds	1st	2nd	3rd	Top10	Top 25	Cuts Made	Cuts Missed	WD	FedExCup Rank	Earnings
Total:	299	964	3	6	3	40	75	199	99	1		\$17,751,275
2020	12	39				1	1	7	5		182	\$232,786
2019	26	80				4	5	18	8		121	\$863,054
2018	22	65				3	7	14	8		115	\$1,017,580
2017	25	83			1	5	8	18	6	1	56	\$1,759,706
2016	24	78		1		3	6	17	7		77	\$1,224,680
2015	24	77			1	3	6	15	9		99	\$1,124,988
2014	20	62				1	5	13	7		127	\$583,663
2013	21	68	1			2	3	13	8		74	\$1,755,393
2012	22	73		2		3	7	17	5		64	\$2,172,883
2011	23	76	1		1	6	11	17	6		31	\$2,676,509
2010	26	91		2		4	6	18	8		11	\$2,137,928
2009	24	72	1	1		2	5	12	12		146	\$1,349,354
2008	29	98				3	5	20	9		67	\$852,752
2007	1	2							1			

(A)-Amateur

Top Tournaments

PGA TOUR	THE PLAYERS Championship	Masters Tournament	PGA Championship	U.S. Open	The Open Championship	WGC-HSBC Champions	WGC-Mexico	WGC-Dell Technologies Match Play	WGC-FedEx St. Jude Inv
2020	CN1								
2019	CUT								
2018	T57								
2017	CUT		CUT	T32	CUT				
2016	CUT								
2015			CUT						
2014	CUT								
2013	T5		CUT	T21	T44				T48
2012	T2	T57	T42	CUT	T72		T24	T5	T29
2011	T69	T20	CUT	CUT	CUT		T10	T33	T11
2010	CUT		T48		CUT				T16
2009	T71			CUT	CUT	T54			
2007				CUT					

FedExCup Playoffs

	THE NORTHERN TRUST	Dell Technologies Championship	BMW Championship	TOUR Championship
2019	83			
2018	T73			
2017	T20		T44	
2016	T18	CUT		
2015	CUT	CUT		
2013	T72	CUT		
2012	T71	CUT	T62	
2011	T58	T74	T12	
2010	2 (P)	T25	T50	30
2008	T7	T50	T55	

Personal

- Has the flag of his home country, Scotland, on his golf belt, golf bag and golf balls.
- Became an ambassador to ClubGolf in Scotland whose goal is to introduce golf to every Scottish child by age 9.
- His wife, Meagan, is actively involved with the PGA TOUR Wives Association and both help with various events the PGATWA sponsors throughout the year.
- Lists his dad and Greg Norman as his heroes.
- Actually learned to play the game left-handed, before later switching sides.



Andrew Landry

Height: 5'7" (1.7 m)
Weight: 150 (68 kg)
Age: 33 (August 07, 1987)
Birthplace: Port Neches-Groves, Texas
Residence: Austin, Texas
Family: Wife, Elizabeth, Brooks Ryan

Education: University of Arkansas (2009, Communications)
Special Interests: Fishing, hiking, traveling, anything outdoors
Turned Professional: 2009
City plays from: Austin, TX, United States

Exempt Status

PGA TOUR Tournament winner (thru 2022-23)

Career Victories

PGA TOUR Victories (2):

2018 (1) Valero Texas Open. **2020 (1)** The American Express.

Korn Ferry Tour Victories (2):

2015 (1) Cartagena de Indias at Karibana Championship Presented by Prebuild. **2017 (1)** The Bahamas Great Abaco Classic at The Abaco Club.

2019-20 Season Highlights

Qualified for the FedExCup Playoffs for the third consecutive season after earning his second career PGA TOUR victory at The American Express. Advanced to the BMW Championship for the second time and first since 2018, ending the season at No. 61 in the standings. Recorded two top-25s and made 10 cuts in 21 starts.

PGA TOUR

Safeway Open - Held the first-round co-lead after an opening 65 at the Safeway Open before finishing T23. Fell to 0-for-4 in his career converting the 18-hole lead/co-lead to victory. **The American Express** - Earned his second career PGA TOUR title, winning The American Express by two shots over Abraham Ancer. Made 31 birdies, becoming the fifth player to make 31 or more in a 72-hole event since 1983 and first since Steve Stricker at the 2010 John Deere Classic. Victory came in his 80th start on TOUR at the age of 32 years, 165 days. Joined Tom Kite has the second player to win the event after having previously lost in a playoff, doing so in 2018 to Jon Rahm.

Career Records

PGA TOUR (Playoff Record: 0 - 1)

Season	Events	Rounds	1st	2nd	3rd	Top 10	Top 25	Cuts Made	Cuts Missed	WD	FedExCup Rank	Earnings
Total:	92	268	2	1	1	8	13	49	41	2		\$5,413,838
2020	21	63	1			1	2	10	11		61	\$1,510,275
2019	25	74			1	1	4	15	10		96	\$887,405
2018	27	80	1	1		5	5	15	10	2	37	\$2,642,179
2016	18	49				1	2	9	9		178	\$373,980
2015	1	2							1			

(A) - Amateur

Top Tournaments

PGA TOUR	THE PLAYERS Championship	Masters Tournament	PGA Championship	U.S. Open	The Open Championship	WGC-HSBC Champions	WGC-Mexico	WGC-Dell Technologies Match Play	WGC-FedEx St. Jude Inv
2020	CN1		CUT						T30
2019	T47	T46							
2018	T67		T50		CUT				T57
2016				T15					

FedExCup Playoffs

	THE NORTHERN TRUST	Dell Technologies Championship	BMW Championship	TOUR Championship
2020	67		68	
2019	T30			
2018	T76	T58	T35	

Player Statistics

Career Low Round: 63 - 2018 Quicken Loans National (Round 1)

Career High FedExCup Rank: #7 : 2018 Safeway Open

Career High Official World Golf Rank: #64 : 2018 Zurich Classic of New Orleans

Career Largest Paycheck: \$1,206,000 : 2020 The American Express (Finished 1)

Personal

- If he were not a professional golfer, says he would be a fishing guide.
- Favorite food is crawfish and raw oysters.
- Favorite professional teams include the Los Angeles Dodgers and Atlanta Braves.
- Most famous person he's met is President George W. Bush while fishing in Dallas.
- Once shot 58 at his home course, nine-hole "Pea Patch" in Groves, Texas (since closed down), which played about 6,300 yards. "Fifty-eight is 58," he says.



Nate Lashley

Height: 6'1" (1.83 m)
Weight: 190 (86 kg)
Age: 37 (December 12, 1982)
Birthplace: Scottsbluff, Nebraska
Residence: Scottsdale, Arizona
Family: Single

Education: University of Arizona (2005)
Special Interests: Water sports, skiing, hunting
Turned Professional: 2005
City plays from: Scottsdale, AZ, United States

Exempt Status

PGA TOUR Tournament winner (thru 2021-22)

Career Victories

PGA TOUR Victories (1):

2019 (1) Rocket Mortgage Classic.

Korn Ferry Tour Victories (1):

2017 (1) Corales Puntacana Resort and Club Championship.

PGA TOUR Latinoamerica Victories (3):

2016 (3) San Luis Championship, Copa Dineros Club International, Shell Championship.

2019-20 Season Highlights

Qualified for the FedExCup Playoffs for a second straight season, finishing the season No. 96 in the FedExCup standings. Made nine cuts in 20 starts, highlighted by a pair of third-place finishes.

PGA TOUR

A Military Tribute at The Greenbrier - Finished T3 and seven strokes behind champion Joaquin Niemann in his first start at A Military Tribute at The Greenbrier. Marked his second career top-five and first time recording four scores in the 60s in a stroke-play event on the PGA TOUR. **Waste Management Phoenix Open** - Earned his second T3 of the season at the Waste Management Phoenix Open. Recorded four scores in the 60s for the second time in his career.

Career Records

PGA TOUR (Playoff Record: 0 - 0)												
Season	Events	Rounds	1st	2nd	3rd	Top 10	Top 25	Cuts Made	Cuts Missed	WD	FedExCup Rank	Earnings
Total:	59	169	1		2	4	12	31	25	4		\$3,362,159
2020	20	52			2	2	4	9	8	4	96	\$1,035,222
2019	21	68	1			2	6	14	7		57	\$2,030,287
2018	17	47					2	8	9		172	\$296,650
2006	1	2							1			

(A) - Amateur

Top Tournaments

PGA TOUR									
THE PLAYERS Championship	Masters Tournament	PGA Championship	U.S. Open	The Open Championship	WGC-HSBC Champions	WGC-Mexico	WGC-Dell Technologies Match Play	WGC-FedEx St. Jude Inv	
2020 CNL		T37							
2019			T28	CUT					T20

FedExCup Playoffs			
THE NORTHERN TRUST	Dell Technologies Championship	BMW Championship	TOUR Championship
2020 CUT			
2019 CUT		69	

Player Statistics

Career Low Round: 63 - 2019 Rocket Mortgage Classic (Round 1)

Career High FedExCup Rank: #3 : 2020 A Military Tribute at The Greenbrier

Career High Official World Golf Rank: #70 : 2020 Waste Management Phoenix Open

Career Largest Paycheck: \$1,314,000 : 2019 Rocket Mortgage Classic (Finished 1)

Personal

- An outstanding high school student, he was an academic letter winner, won the United States National Mathematics Award and was a U.S. Army Scholar Athlete Award winner.
- His hidden talent is basketball. He earned all-state honors in basketball three times during his high school career in Nebraska.
- Got his start in golf from his parents at the age of 8.
- Worked as a real estate agent after college.
- Steak and sushi are his top food choices.
- Enjoys sporting events (especially Nebraska Huskers football) and outdoor activities like boating, hiking, hunting and snowboarding.
- While a college junior at the University of Arizona, his parents and girlfriend were killed in a plane crash on their trip home after flying to see him compete in a tournament.



Hank Lebioda (Lee-be-ode-uh)

Height: 5'11" (1.8 m)
Weight: 180 (81 kg)
Age: 26 (January 14, 1994)
Birthplace: Orlando, Florida
Residence: Orlando, Florida
Family: Wife, Mary

Education: Florida State University (2016, Finance)
Special Interests: Going to the beach
Turned Professional: 2016
City plays from: Orlando, FL, United States

Exempt Status

PGA TOUR Top 50 from 2019 Korn Ferry Tour (thru 2020-21)

Career Victories

Mackenzie Tour-PGA TOUR Canada Victories (1):

2017 (1) Mackenzie Investments Open presented by Jaguar Laval.

Player Statistics

Career Low Round: 63 - 2020 Bermuda Championship (Round 4)

Career High FedExCup Rank: #36 : 2020 A Military Tribute at The Greenbrier

Career High Official World Golf Rank: #279 : 2020 The American Express

Career Largest Paycheck: \$163,338 : 2019 Zurich Classic of New Orleans (Finished 5)

2019-20 Season Highlights

Recorded one top-10 and finished the season No. 140 in the FedExCup standings. Made eight cuts in 20 starts, highlighted by a T3 at the Bermuda Championship.

PGA TOUR

Bermuda Championship - Earned his first career top-10 in an individual stroke-play event with a T3 at the Bermuda Championship. Final-round 63 marked first career sub-64 score on TOUR.

National Team Selections

Aruba Cup : 2017

Career Records

PGA TOUR (Playoff Record: 0 - 0)

Season	Events	Rounds	1st	2nd	3rd	Top 10	Top 25	Cuts Made	Cuts Missed	WD	FedExCup Rank	Earnings
Total:	43	125			1	2	5	23	20			\$1,093,642
2020	20	55			1	1	2	8	12		140	\$436,840
2019	23	70				1	3	15	8		148	\$656,802

(A) - Amateur

Personal

- Started playing golf when he was young and was bribed with ice cream to practice by his dad.
- Favorite golf course he has played is Olympia Fields outside Chicago, in part due to the fact he posted an ace during a round on the course.
- In December 2012 as a freshman in college, was diagnosed with Crohn's Disease. Supports the Crohn's and Colitis Foundation.
- Aspirations outside of golf including to build his own home.
- Played golf at Florida State and is a huge FSU fan.



Nelson Ledesma

Height: 5'10" (1.78 m)
Weight: 211 (95 kg)
Age: 30 (July 25, 1990)
Birthplace: Tucuman, Argentina
Residence: Tucuman, Argentina
Family: Wife, Eliana; Lorenzo, Justina

Special Interests: Soccer
Turned Professional: 2007
City plays from: Tucuman, Argentina

Exempt Status

PGA TOUR Top 50 from 2019 Korn Ferry Tour (thru 2020-21)

Career Victories

Korn Ferry Tour Victories (2):

2018 (1) LECOM Health Challenge. **2019 (1)** TPC Colorado Championship at Heron Lakes.

PGA TOUR Latinoamerica Victories (1):

2017 (1) 86 Abierto OSDE del Centro presentado por FiberCorp.

National Team Selections

Aruba Cup : 2017

Career Records

PGA TOUR (Playoff Record: 0 - 0)

Season	Events	Rounds	1st	2nd	3rd	Top 10	Top 25	Cuts Made	Cuts Missed	WD	FedExCup Rank	Earnings
Total:	18	42						3	15			\$45,520
2020	17	40						3	14		217	\$45,520
2012	1	2							1			

(A) - Amateur

Player Statistics

Career Low Round: 65 - 2020 Puerto Rico Open (Round 4)

Career High FedExCup Rank: #166 : 2020 Bermuda Championship

Career High Official World Golf Rank: #221 : 2019 John Deere Classic

Career Largest Paycheck: \$21,450 : 2020 Bermuda Championship (Finished 28)

Personal

- Originally from Tucuman, Argentina, the same hometown as Andres Romero, who inspired him to pursue a PGA TOUR career.
- Was introduced to golf as a caddie at age 12 and turned professional four years later.
- Soccer is his favorite sport away from golf. Argentine professional sports club River Plate is his favorite team.



Danny Lee

Height: 5'11" (1.8 m)
Weight: 175 (79 kg)
Age: 30 (July 24, 1990)
Birthplace: Seoul, South Korea
Residence: Irving, Texas
Family: Wife, Yoomi; Roi Theodore, Robin Oliver

Education: Sungkyunkwan University
Turned Professional: 2009
City plays from: Rotorua, New Zealand

Exempt Status

PGA TOUR Top 125 in 2019-20 FedExCup standings (thru 2020-21)

Career Victories

PGA TOUR Victories (1):

2015 (1) The Greenbrier Classic.

Korn Ferry Tour Victories (1):

2011 (1) WNB Golf Classic.

2019-20 Season Highlights

Qualified for the FedExCup Playoffs for a seventh consecutive season, advancing to the BMW Championship and finishing the season No. 45 in the FedExCup standings. Marked his third season qualifying for the BMW Championship and first since 2016-17. Recorded three top-10s, highlighted by a runner-up at THE CJ CUP @ NINE BRIDGES, and 13 made cuts in 22 starts.

PGA TOUR

THE CJ CUP @ NINE BRIDGES - Finished second at THE CJ CUP @ NINE BRIDGES, earning the fourth runner-up of his career. Was tied for the lead with eventual champion Justin Thomas after 54 holes, holding at least a share of the third-round lead for the second time in his career (fell to 0-for-2). Posted four scores in the 60s for the first time since the 2018 Mayakoba Golf Classic. **Mayakoba Golf Classic** - Shot a first-round 62 to hold the 18-hole lead at the Mayakoba Golf Classic before finishing T26. Marked the first opening-round sub-63 score of his career. Fell to 0-for-5 in his career converting the 18-hole lead/co-lead to victory. **Arnold Palmer Invitational presented by Mastercard** - Finished T5 at the Arnold Palmer Invitational presented by Mastercard to earn a spot at The Open Championship via the Open Qualifying Series.

National Team Selections

Presidents Cup : 2015 **World Cup** : 2009, 2016 **Olympic Games** : 2016 **Eisenhower Trophy** : 2008

Career Records

PGA TOUR (Playoff Record: 1-0)

Season	Events	Rounds	1st	2nd	3rd	Top 10	Top 25	Cuts Made	Cuts Missed	WD	FedExCup Rank	Earnings
Total:	246	734	1	4	3	25	56	141	94	11		\$13,432,515
2020	22	69		1	3	5	13	7	2	45		\$2,043,764
2019	27	81	1		3	5	15	11	73			\$1,524,126
2018	30	86			3	8	15	13	1	97		\$1,269,386
2017	32	89			1	4	9	19	11	4	70	\$1,611,331
2016	28	90				2	6	21	7	2	92	\$1,405,722
2015	36	120	1	1	2	8	13	24	11	1	9	\$3,965,933
2014	28	80		1		1	3	13	15		88	\$781,295
2013	1	4					1	1				\$112,000
2012	26	70					3	13	10	1	159	\$359,112
2010	2	4						2				
2009	11	33				1	2	6	5			\$359,846
2009	1 (A)	2						1				
2008	2 (A)	6					1	1	1			

(A) - Amateur

Top Tournaments

PGA TOUR	THE PLAYERS Championship	Masters Tournament	PGA Championship	U.S. Open	The Open Championship	WGC-HSBC Champions	WGC-Mexico	WGC-Dell Technologies Match Play	WGC-FedEx St. Jude Inv
2020	CNL		T71						
2019	CUT		T36						
2018	T7								
2017	CUT		CUT						
2016	T35	T17	T56	T57	CUT	T58	T42	T51	56
2015	CUT		T43	CUT	CUT				T6
2009		CUT				T66			T51

FedExCup Playoffs

	THE NORTHERN TRUST	Dell Technologies Championship	BMW Championship	TOUR Championship
2020	T18		T33	
2019	81			
2018	T34	T49		
2017	CUT	CUT	W/D	
2016	CUT	CUT		
2015	T30	T33	T47	T2
2014	T38	T35		

Player Statistics

Career Low Round: 62 - 2020 Mayakoba Golf Classic (Round 1)

Career High FedExCup Rank: #9 : 2015 TOUR Championship by Coca-Cola

Career High Official World Golf Rank: #34 : 2016 World Golf Championships-Cadillac Championship

Career Largest Paycheck: \$1,206,000 : 2015 The Greenbrier Classic (Finished 1)

Personal

- Often engages in pranks at tournaments with fellow PGA TOUR player Rickie Fowler.
- Favorite college team is Southern California and the Dallas Cowboys are his favorite pro team.
- Attended Sungkyunkwan University for his freshman year.
- Attended Rotorua Boy's High School and has established a Danny Lee Scholarship at the school.
- Family moved from native South Korea to New Zealand when he was age 8.
- Is a citizen of New Zealand.



Kyoung-Hoon Lee

Height: 5'9" (1.75 m)
Weight: 176 (80 kg)
Age: 29 (August 24, 1991)
Birthplace: Seoul, South Korea
Residence: Goyang City, Korea
Family: Wife, Joo Yeon Yu

Education: Korea National Sport University (2014)
Special Interests: Singing karaoke
Turned Professional: 2010
City plays from: Seoul, South Korea

Exempt Status

PGA TOUR Top 125 in 2019-20 FedExCup standings (thru 2020-21)

Career Victories

Player Statistics

Career Low Round: 64 - 2020 The RSM Classic (Round 1)

Career High FedExCup Rank: #76 : 2020 The Honda Classic

Career High Official World Golf Rank: #115 : 2017 OHL Classic at Mayakoba

Career Largest Paycheck: \$256,413 : 2019 Zurich Classic of New Orleans (Finished 3)

2019-20 Season Highlights

Qualified for the FedExCup Playoffs for the second time in as many seasons on TOUR, finishing the season No. 97 in the FedExCup standings. Recorded one top-10 and made 13 cuts in 25 starts.

PGA TOUR

The RSM Classic - Earned his first career top-five in an individual stroke-play event with a T5 at The RSM Classic. Recorded four scores in the 60s for the first time in his career. Co-led the field in Par-5 Scoring Average (4.20).

Career Records

PGA TOUR (Playoff Record: 0 - 0)

Season	Events	Rounds	1st	2nd	3rd	Top 10	Top 25	Cuts Made	Cuts Missed	WD	FedExCup Rank	Earnings
Total:	57	162			1	3	9	30	26	1		\$1,867,024
2020	25	72				1	4	13	12		97	\$781,808
2019	30	84			1	2	5	16	13	1	108	\$1,061,457
2018	1	4						1				\$23,759
2014	1	2							1			

(A) - Amateur

Top Tournaments

PGA TOUR	THE PLAYERS Championship	Masters Tournament	PGA Championship	U.S. Open	The Open Championship	WGC-HSBC Champions	WGC-Mexico	WGC-Dell Technologies Match Play	WGC-FedEx St. Jude Inv
2020	CNLT								
2019				CUT					
2014				CUT					

FedExCup Playoffs

	THE NORTHERN TRUST	Dell Technologies Championship	BMW Championship	TOUR Championship
2020	T29			
2019	CUT			

Personal

- Goes by "K.H. Lee."
- Graduated from high school in Seoul in 2010. Attended Korean Sports University, the same school as fellow 2018 Korn Ferry Tour grad Sungjae Im.
- Is an only son.
- If not a professional golfer, would be a singer. Took lessons in South Korea and considered a career as a singer. While he is shy singing in front of others, has a very good voice. Enjoys listening to rock music.
- Was a shot put athlete before taking up golf at age 13. Started golf to lose weight, but ended up falling in love with the game.
- Motto is "A rolling stone gathers no moss."
- Bucket list item is a tour around the world and riding a motorcycle.
- Started a junior golf tournament in Seoul, titled the Lee Kyoung Hoon Junior Golf Tournament held every April/May. Grew up playing junior golf tournaments and wanted to return the favor.
- Close with LPGA players Sei Young Kim and Hana Hang.



Marc Leishman (LEESH-mun)

Height: 6'2" (1.88 m)
Weight: 200 (91 kg)
Age: 36 (October 24, 1983)
Birthplace: Warrambool, Victoria, Australia
Residence: Virginia Beach, Virginia
Family: Wife, Audrey; Harvey Andrew, Oliver Ray, Eva Florence

Special Interests: Surfing, cricket
Turned Professional: 2005
City plays from: Melbourne, Australia

Exempt Status

PGA TOUR - Winner, Arnold Palmer Invitational (thru 2023-24)

Career Victories

PGA TOUR Victories (5):

2012 (1) Travelers Championship. **2017 (2)** Arnold Palmer Invitational presented by Mastercard, BMW Championship.
2019 (1) CIMB Classic. **2020 (1)** Farmers Insurance Open.

Korn Ferry Tour Victories (1):

2008 (1) WNB Golf Classic.

2019-20 Season Highlights

Won his fifth PGA TOUR title at the Farmers Insurance Open and advanced to the TOUR Championship for the fourth consecutive season, finishing No. 29 in the FedExCup standings. Extended his streak of qualifying for the FedExCup Playoffs in as many seasons on TOUR to 12. Also recorded top-three finishes at the Safeway Open and Arnold Palmer Invitational presented by Mastercard, making 13 cuts in 18 starts. Represented the International Team in his home country of Australia in his fourth appearance at the Presidents Cup.

PGA TOUR

Safeway Open - Finished third at the Safeway Open to earn his first top-10 in four starts at the event. Tied Corey Connors for the low round of the day in the final round with a 7-under 65. Marked his 18th career top-three finish on the PGA TOUR. **Farmers Insurance Open** - Shot a final-round 65 to win the Farmers Insurance Open by one stroke over Jon Rahm. Earned his fifth PGA TOUR victory in his 276th start at the age of 36 years, 94 days. Four-stroke deficit faced after 54 holes tied the largest such margin overcome by a winner on TOUR since the 2019 Arnold Palmer Invitational presented by Mastercard (Francesco Molinari/5). Marked his third career final-round comeback of three strokes or more. Led the field in Strokes Gained: Putting (2.677 per round), surpassing 2.5 strokes in that category for the first time in his career. Hit just three of 14 fairways in the final round (21.4%), the fewest of any player in the field. **Arnold Palmer Invitational presented by Mastercard** - Finished solo-second at the Arnold Palmer Invitational, his third career top-three result at the event. Marked his seventh career runner-up on TOUR and first since the 2018 AT&T Byron Nelson. Led the field in Sand Save Percentage (100%) and Scrambling (80.00%).

National Team Selections

Presidents Cup : 2013, 2015, 2017, 2019 **World Cup** : 2016, 2018

Career Records

PGA TOUR (Playoff Record: 0 - 2)												
Season	Events	Rounds	1st	2nd	3rd	Top 10	Top 25	Cuts Made	Cuts Missed	WD	FedExCup Rank	Earnings
Total:	288	975	5	7	8	48	97	213	74	1		\$30,094,218
2020	18	61	1	1	1	3	3	13	4	1	29	\$3,109,752
2019	21	72	1		2	7	12	17	4		24	\$3,886,577
2018	25	90		2		6	10	22	3		29	\$3,771,221
2017	25	90	2		1	7	16	22	3		6	\$5,866,390
2016	25	86				2	8	20	5		68	\$1,566,824
2015	23	70		1		4	5	14	9		72	\$1,762,267
2014	24	80		1	2	6	9	18	6		58	\$2,558,657
2013	23	77				4	8	16	7		59	\$1,491,359
2012	23	84	1		1	2	5	19	4		46	\$1,933,761
2011	27	87			1	2	4	17	10		65	\$916,330
2010	26	87		1		2	9	17	9		44	\$1,488,837
2009	28	91		1		3	8	18	10		20	\$1,742,243

(A) - Amateur

Top Tournaments

PGA TOUR									
THE PLAYERS Championship	Masters Tournament	PGA Championship	U.S. Open	The Open Championship	WGC-HSBC Champions	WGC-Mexico	WGC-Dell Technologies Match Play	WGC-FedEx St. Jude Inv	
2020 CNL		CUT				T42		T52	
2019 CUT	T49	CUT	T35	CUT		T62	T9	3	
2018 T63	9	T71	T45	60	T38	T37	T52	T14	
2017 CUT	T43	T13	T27	T6			T9	T41	
2016 T64	CUT	T60	T18	T53	T11	T28	T51	55	
2015 T24		CUT	CUT	T2 (P)	9		T9	T33	
2014 T23	CUT	T46		T5			T33	3	
2013 T8	T4	T12	CUT	CUT					
2012 45		T27		CUT	T18			T45	
2011 CUT			T51						
2010 CUT	CUT	T48	CUT	T60		T63			

FedExCup Playoffs

THE NORTHERN TRUST	Dell Technologies Championship	BMW Championship	TOUR Championship
2020 CUT		69	29
2019 CUT		T19	T24
2018 T34	T21	T41	T21
2017 CUT	3	1	T24
2016 CUT	T46	T52	
2015 CUT	CUT		
2014 CUT	T65	T53	
2013 71	T16	T39	
2012 CUT	T42	T65	
2011 T32	T42	T42	
2010 T36	T61	T11	
2009 CUT	T15	T2	T28

Personal

- Likes to surf and watch Australian Rules Football but says his favorite sport is cricket. Says it's tough to explain cricket to Americans, but "it's a lot like golf because it lasts a long time, you have to pace yourself, requires strategic decision making, and you must take chances at the right time."
- Lists Greg Norman as one of his heroes as a youngster but modeled his game after Ernie Els.
- Launched the Begin Again Foundation in 2016. Inspired by wife Audrey's near death experience in April 2015, the Begin Again Foundation was born out of a fiery passion for helping others. The foundation works to bring life's most pressing needs to families experiencing medical and life crises.



Tom Lewis

Height: 5'10" (1.78 m)
Weight: 194 (88 kg)
Age: 29 (January 05, 1991)
Birthplace: Welwyn Garden City, England
Residence: Welwyn Garden City, England

Turned Professional: 2011
City plays from: Welwyn, Hertfordshire, England

Exempt Status

PGA TOUR Top 125 in 2019-20 FedExCup standings (thru 2020-21)

Career Victories

Korn Ferry Tour Victories (1):

2019 (1) Korn Ferry Tour Championship presented by United Leasing & Finance.

Player Statistics

Career Low Round: 61 - 2020 World Golf Championships-FedEx St. Jude Invitational (Round 3)

Career High FedExCup Rank: #117 : 2020 World Golf Championships-FedEx St. Jude Invitational

Career High Official World Golf Rank: #46 : 2020 World Golf Championships-FedEx St. Jude Invitational

Career Largest Paycheck: \$695,000 : 2020 World Golf Championships-FedEx St. Jude Invitational (Finished 2)

2019-20 Season Highlights

Was one of eight rookies to qualify for the FedExCup Playoffs and ended the season No. 124 in the FedExCup standings. Made five cuts in 12 starts and recorded the first top-10 finish of his career, a T2 at the World Golf Championships-FedEx St. Jude Invitational.

PGA TOUR

The Honda Classic - Shot a first-round 66 to hold a share of the lead at The Honda Classic before finishing T47. Marked his second 18-hole lead/co-lead on the PGA TOUR and his first since The Open Championship in 2011, where he co-lead as an amateur in his PGA TOUR debut. **World Golf Championships-FedEx St. Jude Invitational** - Closed with rounds of 61-66 to tie for second at the World Golf Championships-FedEx St. Jude Invitational. Entered the third round tied for 57th before earning the runner-up result. Marked his first top-10 on the PGA TOUR.

National Team Selections

Walker Cup : 2011 **Eisenhower Trophy** : 2010

Career Records

PGA TOUR (Playoff Record: 0-0)												
Season	Events	Rounds	1st	2nd	3rd	Top 10	Top 25	Cuts Made	Cuts Missed	WD	FedExCup Rank	Earnings
Total:	22	62		1		1	4	11	11			\$1,097,941
2020	12	34	1			1	2	5	7		124	\$895,241
2019	4	10					2	3	1			\$171,700
2018	2	6						1	1			\$31,000
2014	1	2							1			
2012	2	6						1	1			
2011	1 (A)	4						1				
(A) - Amateur												

Top Tournaments

PGA TOUR									
	THE PLAYERS Championship	Masters Tournament	PGA Championship	U.S. Open	The Open Championship	WGC-HSBC Champions	WGC-Mexico	WGC-Dell Technologies Match Play	WGC-FedEx St. Jude Inv
2020			CUT						T2
2019			CUT		T11		T65	T24	
2018				CUT	T47				
2014				CUT					
2012									74
2011					T30	76			

FedExCup Playoffs

THE NORTHERN TRUST Dell Technologies Championship BMW Championship TOUR Championship

2020 CUT

Personal

- Was named after his father's golfing hero, Tom Watson. The two were paired together in the first two rounds of The 2011 Open Championship where Lewis carded a first-round 65, becoming the first amateur in the history of The Open to shoot 65 or better.
- From the same hometown and golf club as Sir Nick Faldo.



David Lingmerth

Height: 5'7" (1.7 m)
Weight: 175 (79 kg)
Age: 33 (July 22, 1987)
Birthplace: Tranas, Sweden
Residence: Ponte Vedra Beach, Florida
Family: Wife, Megan; Leon David

Education: University of Arkansas
Special Interests: Ice hockey
Turned Professional: 2010
City plays from: Tranas, Sweden

Exempt Status

PGA TOUR Past champion beyond 150 in 2019-20 FedExCup (thru 2020-21)

Career Victories

PGA TOUR Victories (1):

2015 (1) the Memorial Tournament presented by Nationwide.

Korn Ferry Tour Victories (1):

2012 (1) Neediest Kids Championship.

Player Statistics

Career Low Round: 62 - 2016 CareerBuilder Challenge in partnership with the Clinton Foundation (Round 3)

Career High FedExCup Rank: #7 : 2013 Humana Challenge in partnership with the Clinton Foundation

Career High Official World Golf Rank: #35 : 2016 Farmers Insurance Open

Career Largest Paycheck: \$1,116,000 : 2015 the Memorial Tournament presented by Nationwide (Finished 1)

National Team Selections

Olympic Games : 2016 **World Cup** : 2016 **Arnold Palmer Cup** : 2010

Career Records

PGA TOUR (Playoff Record: 1 - 2)												
Season	Events	Rounds	1st	2nd	3rd	Top 10	Top 25	Cuts Made	Cuts Missed	WD	FedExCup Rank	Earnings
Total:	173	520	1	3	1	12	38	99	72	2		\$8,813,855
2020	10	23						2	8		226	\$29,768
2019	13	29						4	9		228	\$71,644
2018	26	78					4	16	9	1	143	\$616,758
2017	23	75				1	6	17	6		94	\$1,070,754
2016	24	81		1		2	8	18	6		67	\$1,863,783
2015	28	90	1		1	4	10	17	11		37	\$2,736,378
2014	26	76				2	4	14	12		134	\$676,661
2013	23	68		2		3	6	11	11	1	75	\$1,748,109

(A) - Amateur

Top Tournaments

PGA TOUR									
THE PLAYERS Championship	Masters Tournament	PGA Championship	U.S. Open	The Open Championship	WGC-HSBC Champions	WGC-Mexico	WGC-Dell Technologies Match Play	WGC-FedEx St. Jude Inv	
2018 CUT		T63	T21						
2017 T72		T22	12	CUT	T72	T49	T51		T7
2016 CUT	CUT	T12		T74					T6
2015									
2014 CUT									
2013 T2		CUT	T17						

FedExCup Playoffs			
THE NORTHERN TRUST	Dell Technologies Championship	BMW Championship	TOUR Championship
2017 T29	CUT		
2016 CUT	T63	T61	
2015 CUT	CUT	T49	
2013 W/D	CUT		

Personal

- Superstitions included never using a No. 2 ball in competition.
- The Arkansas Razorbacks are his favorite college team and the Washington Capitals are his favorite pro team.
- Would round out his dream foursome with his dad, his uncle and his grandfather. His uncle, Goran Lingmerth, was a kicker for the Cleveland Browns in 1987.
- Not many people know he can play the drums.



Luke List

Height: 6'2" (1.88 m)
Weight: 190 (86 kg)
Age: 35 (January 14, 1985)
Birthplace: Seattle, Washington
Residence: Augusta, Georgia
Family: Wife, Chloe; Ryann

Education: Vanderbilt University (2007, Human and Organizational Development)
Special Interests: Spending time with family and friends
Turned Professional: 2007
City plays from: Augusta, GA, United States

Exempt Status

PGA TOUR Top 125 in 2019-20 FedExCup standings (thru 2020-21)

Career Victories

Korn Ferry Tour Victories (2):

2012 (1) South Georgia Classic Presented by First State Bank and Trust Company. **2020 (1)** Korn Ferry Challenge at TPC Sawgrass.

2019-20 Season Highlights

Advanced to the FedExCup Playoffs for a fifth consecutive season, finishing the season No. 119 in the FedExCup standings. Made 12 cuts in 22 starts, highlighted by a T10 at the Memorial Tournament presented by Nationwide.

Korn Ferry Tour

Korn Ferry Challenge at TPC Sawgrass - Earned his second career Korn Ferry Tour title posting 12-under 268 at the Korn Ferry Challenge at TPC Sawgrass, edging Joseph Bramlett and Shad Tuten by one stroke. Carded weekend rounds of 65-67 en route to his first Korn Ferry Tour victory since the 2012 South Georgia Classic.

National Team Selections

Arnold Palmer Cup : 2006, 2007

Career Records

PGA TOUR (Playoff Record: 0 - 1)

Season	Events	Rounds	1st	2nd	3rd	Top 10	Top 25	Cuts Made	Cuts Missed	WD	FedExCup Rank	Earnings
Total:	166	489		2	2	15	37	86	78	2		\$7,674,872
2020	22	69				1	4	12	10		119	\$731,507
2019	22	63				4	5	11	11		92	\$1,391,408
2018	29	95		1	1	5	11	20	9		45	\$2,710,736
2017	31	98		1	1	3	9	20	11		50	\$1,813,219
2016	27	77				2	6	12	15		122	\$751,001
2013	24	61					2	9	13	2	163	\$264,401
2010	1	2							1			
2009	1	4						1				\$12,600
2008	2	4							2			
2007	4	8							4			
2005	2 (A)	6						1	1			
2003	1 (A)	2							1			

(A) - Amateur

Top Tournaments

PGA TOUR	THE PLAYERS Championship	Masters Tournament	PGA Championship	U.S. Open	The Open Championship	WGC-HSBC Champions	WGC-Mexico	WGC-Dell Technologies Match Play	WGC-FedEx St. Jude Inv
2020	CNL		151						
2019	T56		6	CUT	CUT			T40	
2018	CUT		CUT	CUT	T39			T59	T24
2017	CUT		CUT						
2007				CUT					
2005		T33		CUT					
2003				CUT					

FedExCup Playoffs

	THE NORTHERN TRUST	Dell Technologies Championship	BMW Championship	TOUR Championship
2020	CUT			
2019	T77			
2018	T48	CUT	T45	
2017	T34	T47	T20	
2016	CUT			

Personal

- Always marks his ball with a Georgia-themed quarter.
- Charities supported include the Special Olympics.
- Comes from a family of swimmers. His parents were All-America swimmers at the University of North Carolina. Sisters Bekah and Sarah were also collegiate swimmers. He hated swim practice but enjoyed practicing golf.



Adam Long

Height: 5'10" (1.78 m)
Weight: 161 (73 kg)
Age: 33 (September 25, 1987)
Birthplace: New Orleans, Louisiana (raised in St. Louis)
Residence: Jupiter, Florida
Family: Wife, Emily; Trevor

Education: Duke University (2010, Sociology)
Special Interests: Pickleball
Turned Professional: 2010
City plays from: St. Louis, MO, United States

Exempt Status

PGA TOUR Tournament winner (thru 2021-22)

Career Victories

PGA TOUR Victories (1):

2019 (1) Desert Classic.

Player Statistics

Career Low Round: 62 - 2020 A Military Tribute at The Greenbrier (Round 2)

Career High FedExCup Rank: #12 : 2019 Desert Classic

Career High Official World Golf Rank: #72 : 2020 PGA Championship

Career Largest Paycheck: \$1,062,000 : 2019 Desert Classic (Finished 1)

2019-20 Season Highlights

Earned two runner-up finishes and qualified for the FedExCup Playoffs, advancing to the BMW Championship for the second consecutive season and finishing the season No. 31 in the FedExCup standings, less than three points out of the TOUR Championship. Recorded three top-10s, with the second-place results coming at the Mayakoba Golf Classic and 3M Open, and made the cut in 18 of 25 starts.

PGA TOUR

Mayakoba Golf Classic - Collected first career runner-up on the PGA TOUR with a T2 at the Mayakoba Golf Classic. Co-led the field in Birdies (24). **3M Open** - Finished solo-second at the 3M Open, two shots behind Michael Thompson. Made the cut on the number before finishing with scores of 63 (R3) and 64 (R4).

Career Records

PGA TOUR (Playoff Record: 0 - 0)

Season	Events	Rounds	1st	2nd	3rd	Top 10	Top 25	Cuts Made	Cuts Missed	WD	FedExCup Rank	Earnings
Total:	53	166	1	2		5	14	29	24			\$3,834,921
2020	25	88		2		3	9	18	7		31	\$2,186,913
2019	27	76	1			2	5	11	16		69	\$1,648,007
2011	1	2							1			

(A) - Amateur

Top Tournaments

PGA TOUR	THE PLAYERS Championship	Masters Tournament	PGA Championship	U.S. Open	The Open Championship	WGC-HSBC Champions	WGC-Mexico	WGC-Dell Technologies Match Play	WGC-FedEx St. Jude Inv
2020	CN1		T51						
2019	T79	CUT	T41						T24
2011				CUT					

FedExCup Playoffs

	THE NORTHERN TRUST	Dell Technologies Championship	BMW Championship	TOUR Championship
2020	T49		T56	
2019	CUT		T65	

Personal

- Wife, Emily, is a Nurse Anesthetist.
- Favorite food is Chicken Parmesan.
- Loves spending time at a family cottage in Northern Michigan.
- Is a big fan of Duke and St. Louis sports teams.
- Two-time Academic All-America at Duke University.



Davis Love III



Height: 6'3" (1.91 m)
Weight: 175 (79 kg)
Age: 56 (April 13, 1964)
Birthplace: Charlotte, North Carolina
Residence: St. Simons Island, Georgia
Family: Wife, Robin; Alexia, Davis IV

Education: University of North Carolina
Special Interests: Fishing, reading novels, hunting, golf course architecture
Turned Professional: 1985
City plays from: Sea Island, GA, United States

Exempt Status

PGA TOUR Life Member

Career Victories

PGA TOUR Victories (21):

1987 (1) MCI Heritage Golf Classic. **1990 (1)** The International. **1991 (1)** MCI Heritage Golf Classic. **1992 (3)** THE PLAYERS Championship, MCI Heritage Golf Classic, KMart Greater Greensboro Open. **1993 (2)** Infiniti Tournament of Champions, Las Vegas Invitational. **1995 (1)** Freeport-McMoRan Classic. **1996 (1)** Buick Invitational. **1997 (2)** PGA Championship, Buick Challenge. **1998 (1)** MCI Classic. **2001 (1)** AT&T Pebble Beach National Pro-Am. **2003 (4)** AT&T Pebble Beach National Pro-Am, THE PLAYERS Championship, MCI Heritage, The INTERNATIONAL. **2006 (1)** Chrysler Classic of Greensboro. **2008 (1)** Children's Miracle Network Classic presented by Wal-Mart. **2015 (1)** Wyndham Championship.

National Team Selections

Presidents Cup : 1994, 1996, 1998, 2000, 2003, 2005 **Ryder Cup :** 1993, 1995, 1997, 1999, 2002, 2004 **Ryder Cup Captain :** 2012, 2016 **World Cup :** 1992, 1993, 1994, 1995, 1997 **Walker Cup :** 1985 **Dunhill Cup :** 1992

Career Records

PGA TOUR (Playoff Record: 2-7)

Season	Events	Rounds	1st	2nd	3rd	Top 10	Top 25	Cuts Made	Cuts Missed	WD	FedExCup Rank	Earnings
Total:	776	2569	21	30	16	179	318	570	198	12		\$44,944,195
2020	10	24						2	8		231	\$35,025
2019	9	27				1	1	5	4		195	\$271,216
2018	12	33						5	6	1	210	\$97,920
2017	13	35				1	1	7	6		185	\$257,270
2016	15	46						11	3	2	188	\$222,422
2015	18	51	1			2	2	8	10		86	\$1,263,596
2014	22	72						15	7		162	\$284,800
2013	15	39				1	2	7	6	2	162	\$303,470
2012	20	64			1	3	7	13	7	1	115	\$989,753
2011	22	70				2	7	13	9		95	\$1,056,300
2010	24	79				3	6	15	9		80	\$1,214,472
2009	27	87		1		2	10	20	6	1	51	\$1,622,401
2008	23	78	1		1	3	7	16	7		154	\$1,695,237
2007	21	65				3	4	14	7	1	83	\$1,016,489
2006	23	76	1	1		4	9	18	5			\$2,747,206
2005	24	75		2		9	14	16	8			\$2,658,779
2004	24	75		2	1	8	11	18	5	1		\$3,075,092
2003	23	79	4	1	1	11	16	20	3			\$6,081,896
2002	26	87		2		6	14	21	5			\$2,056,160
2001	20	75	1	3		12	15	17	3			\$3,169,463
2000	25	92		3	1	9	16	22	3			\$2,337,765
1999	23	78		4	2	13	17	21	2	1		\$2,475,328
1998	21	74	1	1	2	10	16	19	2			\$1,541,152
1997	25	90	2		1	13	17	24	1	1		\$1,635,953
1996	23	80	1	3		11	14	19	4			\$1,211,139
1995	24	89	1	1	1	9	15	22	2			\$1,111,999
1994	27	91		1		4	9	20	7			\$474,219
1993	26	100	2	1		5	12	23	3			\$777,059
1992	25	92	3	1	1	9	15	22	3			\$1,191,630
1991	28	99	1	1	1	8	14	23	5			\$686,361
1990	27	91	1		1	4	12	20	7			\$537,172
1989	24	83		1	1	4	10	17	7			\$278,760
1988	29	89				3	9	17	11			\$156,068
1987	26	85	1	1		4	9	18	7	1		\$297,378
1986	31	97			1	2	7	22	9			\$113,245
1985	1(A)	2							1			

(A) - Amateur

Player Statistics

Career Low Round: 60 - 1994 United Airlines Hawaiian Open (Round 2)

Career High FedExCup Rank: #2 : 2009 Mercedes-Benz Championship

Career High Official World Golf Rank: #2 : 1999 GTE Byron Nelson Classic

Career Largest Paycheck: \$1,170,000 : 2003 THE PLAYERS Championship (Finished 1)

Top Tournaments

PGA TOUR									
THE PLAYERS Championship	Masters Tournament	PGA Championship	U.S. Open	The Open Championship	WGC-HSBC Champions	WGC-Mexico	WGC-Dell Technologies Match Play	WGC-FedEx St. Jude Inv	
2020		CUT							
2018		CUT							
2017		CUT							
2016	CUT	T42							W/D
2015		CUT							
2014		CUT							
2013	T48	CUT							
2012	CUT	CUT	T29	CUT					
2011	T12	CUT	T72	T11	T9				
2010	T4	T55	T6	CUT					
2009	CUT	CUT		T27		T28	T17		T19
2008	T54	CUT	T53	T19					
2007	T75	T27	CUT	CUT		W/D	T33		T6
2006	CUT	T22	T34	CUT			2		T4
2005	T8	CUT	T4	T6			T9		T13
2004	T33	T6	CUT	T5			2		T4
2003	1	T15	CUT	T4			T17		3
2002	CUT	T14	T48	T24			T17		T11
2001	CUT	CUT	T37	T7					T5
2000	T48	T7	T9	CUT			4		35
1999	T10	2	T49	T12		T16	T33		T10
1998	T57	T33	T7	CUT					
1997	DQ	T7	1	T16					
1996	T46	T7	CUT	T2					
1995	T6	2	CUT	T4					
1994	T6	CUT	CUT	T28					
1993	T67	T54	T31	T33					
1992	1	T25	T33	T60					
1991	CUT	T42	T32	T11					
1990	T24		T40	CUT					
1989	CUT		T17	T33					
1988	DQ	CUT		CUT					
1987	CUT		CUT	CUT					
1986	T14		T47						

FedExCup Playoffs

THE NORTHERN TRUST	Dell Technologies Championship	BMW Championship	TOUR Championship
2015	CUT	T44	
2012	CUT		
2011	CUT	T68	
2010	T31	T61	
2009	T46	T49	
2007	T41	CUT	

Personal

- Father, Davis Love, Jr., was a highly regarded golf teacher who died in a plane crash in 1988. Was born shortly after his father contended at 1964 Masters. Selected posthumously as the recipient of Harvey Penick Teaching Award. Wrote book, Every Shot I Take, to honor his dad's lessons and teachings on golf and life. Book was recipient of 1997 USGA International Book Award
- Brother, Mark, caddied for him and the pair recorded over 10 victories together, including the 1997 PGA Championship. Mark serves as President of Davis Love Golf Management and has designed over 20 golf courses in the United States and abroad.
- Inducted into University of North Carolina Order of Merit in 1997. Inducted into the Georgia Golf Hall of Fame in Augusta in January 2001. Received the 2013 Bob Jones Award during the USGA's annual meeting. It is the USGA's highest honor and recognizes an individual who demonstrates the spirit, personal character and respect for the game exhibited by the legendary Jones. Inducted into the World Golf Hall of Fame in 2017.
- Began hosting The RSM Classic, an official PGA TOUR event, in 2010.



Jamie Lovemark

Height: 6'4" (1.93 m)
Weight: 215 (98 kg)
Age: 32 (January 23, 1988)
Birthplace: Rancho Santa Fe, California
Residence: Jupiter, Florida
Family: Wife, Tiva

Education: University of Southern California
Special Interests: Outdoors, fishing, swimming, all sports, flying
Turned Professional: 2009
City plays from: Jupiter, FL, United States

Exempt Status

PGA TOUR Major Medical Extension

Career Victories

Korn Ferry Tour Victories (2):

2010 (1) Mexico Open Bicentenary. **2013 (1)** Midwest Classic Presented by Cadillac.

Player Statistics

Career Low Round: 63 - 2014 Travelers Championship (Round 2)

Career High FedExCup Rank: #17 : 2017 Sony Open in Hawaii

Career High Official World Golf Rank: #77 : 2016 Zurich Classic of New Orleans

Career Largest Paycheck: \$616,000 : 2016 Zurich Classic of New Orleans (Finished 2)

National Team Selections

Walker Cup : 2007 **Palmer Cup** : 2007

Career Records

PGA TOUR (Playoff Record: 0 - 2)

Season	Events	Rounds	1st	2nd	3rd	Top 10	Top 25	Cuts Made	Cuts Missed	WD	FedExCup Rank	Earnings
Total:	163	513		2	1	13	31	100	60	3		\$6,545,205
2020	11	28						3	8		211	\$98,439
2019	7	22					1	4	2	1	211	\$145,999
2018	26	88				3	8	20	6		85	\$1,377,286
2017	28	96			1	4	9	22	6		57	\$1,886,972
2016	27	91		1		5	9	19	8		49	\$1,940,890
2015	2	8					1	2				\$146,138
2014	20	60					1	13	7		172	\$305,944
2012	16	44					1	6	10		195	\$109,572
2011	9	22						2	5	2	230	\$34,693
2010	4	14						2	2			\$45,400
2009	5	14		1		1	1	2	3			\$453,872
2008	5 (A)	14						2	3			
2007	2 (A)	8						2				
2006	1 (A)	4						1				

(A) - Amateur

Top Tournaments

PGA TOUR	THE PLAYERS Championship	Masters Tournament	PGA Championship	U.S. Open	The Open Championship	WGC-HSBC Champions	WGC-Mexico	WGC-Dell Technologies Match Play	WGC-FedEx St. Jude Inv
2018 T17			CUT						
2017 T75			T33	T27	T22				
2016 T64			CUT		CUT				
2015				T18					

FedExCup Playoffs

	THE NORTHERN TRUST	Dell Technologies Championship	BMW Championship	TOUR Championship
2018 T34	76			
2017 CUT	T40		T33	
2016 T22	71		T32	

Personal

- Favorite band is Led Zeppelin.
- Went to high school at Torrey Pines High in San Diego, the same school that turned out Tony Hawk, Shaun White and John Lynch.



Shane Lowry

Height: 6'1" (1.85 m)
Weight: 216 (98 kg)
Age: 33 (April 02, 1987)
Birthplace: Clara, County Offaly, Ireland
Residence: Dublin, Ireland
Family: Wife, Wendy; Iris

Education: University College Dublin
Special Interests: Gaelic football, rugby
Turned Professional: 2009
City plays from: County Offaly, Ireland

Exempt Status

PGA TOUR Winner, The Open Championship (thru 2024-25)

Career Victories

PGA TOUR Victories (2):

2015 (1) World Golf Championships-Bridgestone Invitational. **2019 (1)** The Open Championship.

Player Statistics

Career Low Round: 63 - 2020 Wyndham Championship (Round 2)

Career High FedExCup Rank: #18 : 2019 The Open Championship

Career High Official World Golf Rank: #16 : 2020 Waste Management Phoenix Open

Career Largest Paycheck: \$1,935,000 : 2019 The Open Championship (Finished 1)

2019-20 Season Highlights

Qualified for the FedExCup Playoffs for the second consecutive season and third total, finishing the season at No. 123 in the FedExCup standings. Claimed one top-10 and made nine cuts in 13 starts, highlighted by a T6 at the World Golf Championships-FedEx St. Jude Invitational.

National Team Selections

World Cup : 2013, 2016, 2018 **Eurasia Cup** : 2016 **Eisenhower Trophy** : 2008

Career Records

PGA TOUR (Playoff Record: 0-0)

Season	Events	Rounds	1st	2nd	3rd	Top 10	Top 25	Cuts Made	Cuts Missed	WD	FedExCup Rank	Earnings
Total:	108	328	2	2	1	13	31	71	36	1		\$8,287,894
2020	13	44				1	4	9	4		123	\$781,326
2019	14	41	1	1	1	4	5	9	5		33	\$3,490,098
2018	19	56					4	13	6		140	\$696,897
2017	16	49				1	6	11	4	1	127	\$831,411
2016	17	54		1		2	4	12	5		102	\$1,585,436
2015	13	38	1			3	5	8	5		175	\$502,517
2014	3	10				1	1	2	1			\$217,867
2013	9	24				1	2	5	4			\$148,551
2011	1	2							1			
2010	2	6						1	1			\$33,792
2009	1	4						1				

(A) - Amateur

Top Tournaments

PGA TOUR	THE PLAYERS Championship	Masters Tournament	PGA Championship	U.S. Open	The Open Championship	WGC-HSBC Champions	WGC-Mexico	WGC-Dell Technologies Match Play	WGC-FedEx St. Jude Inv
2020 CNL			T66			T43	T29		T6
2019 CUT		CUT	T8	T28	1		T62	T24	
2018 T46			T12	CUT	CUT				
2017 CUT		CUT	T48	T46	CUT	T23		T51	
2016 T16		T39	CUT	T2	CUT	T68	T35	T51	T36
2015 CUT		CUT	CUT	T9	CUT	34	T17	T34	1
2014			T46	CUT	T9				
2013			T57		T32			T9	T48
2012						32			
2011				CUT					
2010			CUT		T37				
2009						T28			77

FedExCup Playoffs

THE NORTHERN TRUST	Dell Technologies Championship	BMW Championship	TOUR Championship
2020 CUT			
2019 T52		T48	

Personal

- His father, Brendan, was a well-known and successful Gaelic football star who played on the All-Ireland Championship team (County Offaly in 1982).
- Began playing golf at age 13, inspired by his uncles, who were avid fans of the sport. Was a 12 handicap after one year of playing and was a single-digit player before his 15th birthday.
- Also competed in rugby, soccer, Gaelic football and hurling.



Will MacKenzie

Height: 5'11" (1.8 m)
Weight: 170 (77 kg)
Age: 46 (September 28, 1974)
Birthplace: Greenville, North Carolina
Residence: Jupiter, Florida
Family: Maverick Noah, Nash William

Turned Professional: 2000
City plays from: Jupiter, FL, United States

Exempt Status

PGA TOUR Past champion beyond 150 in 2018-19 FedExCup (thru 2020-21)

Career Victories

PGA TOUR Victories (2):

2006 (1) Reno-Tahoe Open. **2008 (1)** Viking Classic.

Player Statistics

Career Low Round: 62 - 2011 Frys.com Open (Round 3)

Career High FedExCup Rank: #4 : 2007 Mercedes-Benz Championship

Career High Official World Golf Rank: #84 : 2014 RBC Heritage

Career Largest Paycheck: \$648,000 : 2008 Viking Classic (Finished 1)

Career Records

PGA TOUR (Playoff Record: 1 - 1)												
Season	Events	Rounds	1st	2nd	3rd	Top 10	Top 25	Cuts Made	Cuts Missed	WD	FedExCup Rank	Earnings
Total:	266	803	2	2		19	41	141	120	5		\$8,050,755
2020	1	2							1			
2019	8	15						1	5	1	265	\$6,510
2017	16	47					2	8	8		183	\$272,288
2016	26	80				1	4	15	11		151	\$416,033
2015	16	49		1		3	4	9	7	1	126	\$863,563
2014	27	82		1		5	9	14	13		65	\$1,853,822
2012	6	16						3	3		213	\$49,760
2011	14	48					1	10	4		204	\$188,394
2010	23	72				1	4	14	8	1	154	\$557,504
2009	24	69				2	4	9	15		144	\$659,686
2008	21	62	1			2	2	10	10	1	162	\$911,194
2007	30	100				3	6	20	9	1	73	\$1,116,507
2006	29	88	1			1	3	16	13			\$879,965
2005	25	73				1	2	12	13			\$275,529

(A) - Amateur

Top Tournaments

PGA TOUR									
	THE PLAYERS Championship	Masters Tournament	PGA Championship	U.S. Open	The Open Championship	WGC-HSBC Champions	WGC-Mexico	WGC-Dell Technologies Match Play	WGC-FedEx St. Jude Inv
2015	CUT								
2014	CUT		CUT						
2009	CUT		CUT						
2007	CUT		T57						

FedExCup Playoffs

	THE NORTHERN TRUST	Dell Technologies Championship	BMW Championship	TOUR Championship
2014	CUT	T45	T59	
2007	CUT	T30		

Personal

- Gave up golf after his sophomore year in high school after being a top junior player and did not pick it up again until almost 10 years later. Inspired by Payne Stewart's 1999 U.S. Open win at Pinehurst in his home state of North Carolina.
- An outdoor enthusiast who snowboards and rock climbs. Also spent some time heliboarding in Alaska. Lived out of his van in Montana for five years.
- Is a professional kayaker.



Hunter Mahan (MAY-han)

Height: 5'11" (1.8 m)
Weight: 175 (79 kg)
Age: 38 (May 17, 1982)
Birthplace: Orange, California
Residence: Dallas, Texas
Family: Wife, Kandji; Zoe Olivia, Miller Myles, Hazel Eloise, Vivian

Education: Oklahoma State University
Special Interests: Fishing, basketball
Turned Professional: 2003
City plays from: Dallas, TX, United States

Exempt Status

PGA TOUR Top 50 in career earnings (thru 2020-21)

Career Victories

PGA TOUR Victories (6):

2007 (1) Travelers Championship. **2010 (2)** Waste Management Phoenix Open, World Golf Championships-Bridgestone Invitational. **2012 (2)** World Golf Championships-Accenture Match Play Championship, Shell Houston Open. **2014 (1)** The Barclays.

National Team Selections

Presidents Cup : 2007, 2009, 2011, 2013 **Ryder Cup :** 2008, 2010, 2014 **World Amateur Team Championship :** 2002 **Eisenhower Trophy :** 2002 **Palmer Cup :** 2002

Career Records

PGA TOUR (Playoff Record: 1-2)

Season	Events	Rounds	1st	2nd	3rd	Top 10	Top 25	Cuts Made	Cuts Missed	WD	FedExCup Rank	Earnings
Total:	427	1369	6	7	1	57	134	282	142	4		\$30,727,858
2020	7	13							6	1		
2019	21	59					2	8	13		184	\$287,579
2018	21	63				1	4	12	9		159	\$457,337
2017	26	71					2	10	16		182	\$277,235
2016	22	61					1	9	13		183	\$230,694
2015	24	84			1	4	7	20	4		49	\$1,617,973
2014	25	85	1			6	9	20	5	1	6	\$3,097,983
2013	25	85		1		5	16	22	3	1	20	\$3,036,164
2012	23	82	2			5	12	20	3		19	\$4,019,193
2011	25	89		2		9	13	22	3		7	\$3,503,540
2010	25	84	2			3	8	19	6		18	\$3,574,550
2009	25	92		1		6	16	24	1		27	\$2,941,349
2008	27	85		1		5	13	18	8	1	18	\$2,208,855
2007	27	91	1			6	12	18	9		15	\$2,858,995
2006	29	98		1		2	6	21	7			\$1,107,457
2005	34	101				2	5	18	16			\$589,567
2004	30	94		1		3	6	16	14			\$813,089
2003	7	22					2	4	3			\$106,300
2003	2 (A)	6						1	1			
2002	1 (A)	2							1			
2000	1 (A)	2							1			

(A) - Amateur

Top Tournaments

PGA TOUR	THE PLAYERS Championship	Masters Tournament	PGA Championship	U.S. Open	The Open Championship	WGC-HSBC Champions	WGC-Mexico	WGC-Dell Technologies Match Play	WGC-FedEx St. Jude Inv
2016	CUT	54				T19			
2015	CUT	T9	T43	CUT	T49	T28	65	T9	T2
2014	CUT	T26	T7	CUT	T32		T9	T9	T15
2013	T19	CUT	T57	T4	T9		T25	2	
2012	CUT	T12	CUT	T38	T19		T24	1	T55
2011	T6	CUT	T19	CUT	CUT	T7	9	T9	T37
2010	T17	T8	T39	CUT	T37	T21	T30	T33	1
2009	T71	T10	T16	T6	CUT		T53	T17	T4
2008	W/D	CUT	CUT	T18	CUT		T44	T17	T10
2007	CUT		T18	T6					T22
2006					T26				
2005	T40		CUT						
2004					T36				
2003		T28		CUT					

FedExCup Playoffs

	THE NORTHERN TRUST	Dell Technologies Championship	BMW Championship	TOUR Championship
2015	CUT	T4	T32	
2014	1	64	T59	
2013	T25	T13	T4	T20
2012	CUT	T39	T0	T8
2011	T43	T8	T42	2 (P)
2010	T31	T33	T37	T15
2009	T20	T36	T38	T24
2008	T31	T15	T8	T17
2007	T17	CUT	T30	T5

Personal

- Has a passion for cooking and cultivating his palate at restaurants around the globe.
- Father, Monte, is a former undercover police officer in Southern California.
- In 2012, along with wife, Kandji, founded the Mahan Foundation, which supports charitable initiatives focused on health and wellness, children, and the military.
- Has served as National Co-chair of the American Junior Golf Association.



Peter Malnati^(mal-NOT-ee)

Height: 5'10" (1.78 m)
Weight: 159 (72 kg)
Age: 33 (June 13, 1987)
Birthplace: New Castle, Indiana
Residence: Knoxville, Tennessee
Family: Wife, Alicia; Hatcher

Education: University of Missouri (2009, Communications)
Special Interests: Kansas City Royals, mountain climbing, hiking, fitness
Turned Professional: 2009
City plays from: Knoxville, TN, United States

Exempt Status

PGA TOUR Top 125 in 2018-19 FedExCup standings (thru 2020-21)

Career Victories

PGA TOUR Victories (1):

2016 (1) Sanderson Farms Championship.

Korn Ferry Tour Victories (2):

2013 (1) News Sentinel Open Presented by Pilot. **2015 (1)** Brasil Champions presented by HSBC.

Player Statistics

Career Low Round: 64 - 2020 Wyndham Championship (Round 3)

Career High FedExCup Rank: #6 : 2016 Sanderson Farms Championship

Career High Official World Golf Rank: #145 : 2016 Hyundai Tournament of Champions

Career Largest Paycheck: \$738,000 : 2016 Sanderson Farms Championship (Finished 1)

2019-20 Season Highlights

Recorded four top-25s and finished the season No. 137 in the FedExCup standings. Made 10 cuts in 21 starts, highlighted by a T11 at the AT&T Pebble Beach Pro-Am.

PGA TOUR

Houston Open - Held a two-stroke second-round lead at the Houston Open before finishing T17. Marked his second career 36-hole lead/co-lead on the PGA TOUR (fell to 0-for-2).

Career Records

PGA TOUR (Playoff Record: 0 - 0)

Season	Events	Rounds	1st	2nd	3rd	Top 10	Top 25	Cuts Made	Cuts Missed	WD	FedExCup Rank	Earnings
Total:	155	441	1			4	21	76	79	1		\$3,774,581
2020	21	57					4	10	11	1	137	\$561,273
2019	26	83				1	7	18	8		118	\$864,496
2018	28	83					2	15	13		161	\$420,001
2017	29	85					1	17	12		167	\$358,541
2016	32	85	1			3	4	11	21		104	\$1,298,945
2015	1	2							1			
2014	18	46					3	5	13		178	\$271,326

(A) - Amateur

Top Tournaments

PGA TOUR	THE PLAYERS Championship	Masters Tournament	PGA Championship	U.S. Open	The Open Championship	WGC-HSBC Champions	WGC-Mexico	WGC-Dell Technologies Match Play	WGC-FedEx St. Jude Inv
2020	CN								
2017	CUT								
2016	CUT		CUT						

FedExCup Playoffs

THE NORTHERN TRUST	Dell Technologies Championship	BMW Championship	TOUR Championship
2019	CUT		
2016	T78		

Personal

- Was born in Indiana but grew up near Knoxville, Tennessee (Dandridge). Attended Jefferson County High School.
- Is a big Kansas City Royals fan and wears a royal blue golf shirt during his final rounds. Is currently a brand ambassador for mlb.com. Threw out the first pitch before a 2015 Kansas City Royals-Chicago White Sox game.



Ben Martin

Height: 5'11" (1.8 m)
Weight: 175 (79 kg)
Age: 33 (August 26, 1987)
Birthplace: Greenwood, South Carolina
Residence: Kiawah Island, South Carolina.
Family: Wife, Kelly; Ann Pearce

Education: Clemson University (2009, Financial Management)
Special Interests: Clemson athletics, Xbox
Turned Professional: 2010
City plays from: Kiawah Island, SC, United States

Exempt Status

PGA TOUR 126-150 in 2017-18 FedExCup standings (thru 2020-21)

Career Victories

PGA TOUR Victories (1):

2015 (1) Shriners Hospitals for Children Open.

Korn Ferry Tour Victories (2):

2013 (2) United Leasing Championship Presented by PTI, Mylan Classic.

Player Statistics

Career Low Round: 62 - 2016 John Deere Classic (Round 3)

Career High FedExCup Rank: #1 : 2015 Shriners Hospitals for Children Open

Career High Official World Golf Rank: #48 : 2015 Crowne Plaza Invitational at Colonial

Career Largest Paycheck: \$1,116,000 : 2015 Shriners Hospitals for Children Open (Finished 1)

2019-20 Season Highlights

Korn Ferry Tour

The King & Bear Classic at World Golf Village - Carded four rounds of 68 or better to finish T6 at 21-under 267 at The King & Bear Classic at World Golf Village. **TPC San Antonio Championship at the Oaks** - After an opening 71, carded three consecutive 69s to rise to a T9 finish at 10-under 278 at the TPC San Antonio Championship at the Oaks.

Career Records

PGA TOUR (Playoff Record: 0 - 0)												
Season	Events	Rounds	1st	2nd	3rd	Top 10	Top 25	Cuts Made	Cuts Missed	WD	FedExCup Rank	Earnings
Total:	170	519	1	1	3	14	36	97	72			\$7,400,085
2020	13	36					3	6	7		162	\$270,879
2019	1	2							1			
2018	20	64				1	3	12	8		150	\$532,936
2017	27	79				2	5	16	10		123	\$850,319
2016	28	88		1		2	6	18	10		70	\$1,205,730
2015	27	90	1			5	9	20	7		35	\$2,717,305
2014	26	80			3	3	7	13	13		76	\$1,482,836
2011	25	74				1	3	12	13		153	\$340,080
2010	2 (A)	4							2			
2009	1 (A)	2							1			

(A) - Amateur

Top Tournaments

PGA TOUR									
	THE PLAYERS Championship	Masters Tournament	PGA Championship	U.S. Open	The Open Championship	WGC-HSBC Champions	WGC-Mexico	WGC-Dell Technologies Match Play	WGC-FedEx St. Jude Inv
2018	CUT								
2017	T30								
2016	CUT								
2015	T4	CUT	CUT	T64	T74			T17	T57
2014			CUT		T26				
2010		CUT		CUT					
2009				CUT					

FedExCup Playoffs

	THE NORTHERN TRUST	Dell Technologies Championship	BMW Championship	TOUR Championship
2017	CUT			
2016	T31	CUT	T66	
2015	68	T25	T68	
2014	T46	CUT		

Personal

- Favorite professional team is the Atlanta Braves. Favorite entertainer is Dave Chappelle. Favorite food is steak.
- Superstitions include only marking his ball with quarters dated before 1987.
- Both of his parents attended Clemson, but his dad graduated from Alabama.



Hideki Matsuyama

(Mah-tsu-YAH-mah)

Height: 5'11" (1.8 m)
Weight: 198 (90 kg)
Age: 28 (February 25, 1992)
Birthplace: Ehime, Japan
Residence: Sendai, Japan
Family: Wife, Mei; Kanna

Education: Tohoku Fukushi University
Special Interests: All sports, photography
Turned Professional: 2013
City plays from: Sendai, Japan

Exempt Status

PGA TOUR Winner, World Golf Championships (thru 2022-23)

Career Victories

PGA TOUR Victories (5):

2014 (1) the Memorial Tournament presented by Nationwide Insurance. **2016 (1)** Waste Management Phoenix Open. **2017 (3)** World Golf Championships-HSBC Champions, Waste Management Phoenix Open, World Golf Championships-Bridgestone Invitational.

Player Statistics

Career Low Round: 61 - 2017 World Golf Championships-Bridgestone Invitational (Round 4)

Career High FedExCup Rank: #1 : 2017 PGA Championship

Career High Official World Golf Rank: #2 : 2017 Wyndham Championship

Career Largest Paycheck: \$1,660,000 : 2017 World Golf Championships-Bridgestone Invitational (Finished 1)

2019-20 Season Highlights

Advanced to the TOUR Championship for the seventh consecutive season, tying Daniel Berger for No. 15 in the FedExCup standings. Became one of three players to qualify for the TOUR Championship in each season from 2013-14 through 2019-20, joining Dustin Johnson and Patrick Reed. Recorded five top-10s, highlighted by a runner-up at the inaugural ZOZO CHAMPIONSHIP in his home country of Japan, and made the cut in 17 of 20 starts. Competed for the International Team at the Presidents Cup, making his fourth consecutive appearance at the event.

PGA TOUR

THE CJ CUP @ NINE BRIDGES - Shot a final-round 65 to tie Gary Woodland and Cameron Smith for third at THE CJ CUP @ NINE BRIDGES in his second start at the event. Marked his 16th career top-three result. **ZOZO CHAMPIONSHIP** - In the first PGA TOUR event in his home country, finished second at the ZOZO CHAMPIONSHIP. At 16-under 264, recorded his second career 72-hole score of 264 or better (first: 264/2017 World Golf Championships-FedEx St. Jude Invitational). Played the par-4s in 6-under, tied with Shane Lowry for best in the field. **The Genesis Invitational** - Made a birdie on the 18th hole in the second round of The Genesis Invitational to make the cut on the number and went on to finish T5. Marked the first event of his career at which he started the third round outside the top 50 and finished in the top five. **World Golf Championships-Mexico Championship** - Finished T6 at the World Golf Championships-Mexico Championship, his first top-10 at the event and first in a WGC since winning the 2017 WGC-FedEx St. Jude Invitational. **BMW Championship** - Finished T3 at the BMW Championship, his second consecutive top-three result at the event. Held the outright 18-hole lead (fell to 1-for-6 with the 18-hole lead/co-lead) and a share of the 54-hole lead (fell to 1-for-4). Co-led the field in Par-5 Scoring Average (4.50).

National Team Selections

Presidents Cup : 2013, 2015, 2017, 2019 **World Cup** : 2016 **Eisenhower Trophy** : 2008, 2012

Career Records

PGA TOUR (Playoff Record: 3 - 0)

Season	Events	Rounds	1st	2nd	3rd	Top 10	Top 25	Cuts Made	Cuts Missed	WD	FedExCup Rank	Earnings
Total:	170	592	5	5	8	46	104	145	22	5		\$29,549,533
2020	20	74		1	2	5	14	17	3		15	\$3,665,825
2019	24	88			2	7	15	22	2		9	\$3,335,137
2018	21	72				4	12	18	2	1	13	\$2,687,477
2017	22	76	3	3		7	12	20	2		8	\$8,380,569
2016	23	73	1		1	8	14	17	5	2	13	\$4,193,954
2015	25	91		1	2	9	19	23	2		16	\$3,758,619
2014	24	80	1		1	4	12	20	3	2	28	\$2,837,477
2013	6	24				2	6	6				\$690,473
2013	1(A)	2							1			
2012	2(A)	6						1	1			
2011	2(A)	6						1	1			

(A) - Amateur

Top Tournaments

PGA TOUR	THE PLAYERS Championship	Masters Tournament	PGA Championship	U.S. Open	The Open Championship	WGC-HSBC Champions	WGC-Mexico	WGC-Dell Technologies Match Play	WGC-FedEx St. Jude Inv
2020	CN1		T22			T11	T6		T20
2019	T8	T32	T16		T21	CUT	T30	T19	T43
2018	CUT	19	T35		T16	CUT	T50	DNS	T36
2017	T22	T11	T5		T2	T14	1	T25	T51
2016	T7	T7	T4		CUT	CUT	W/D	T35	T18
2015	T17	5	T37		T18	T18	T41	T23	T9
2014	T23	CUT	T35		T35	T39	W/D	T34	T17
2013			T19		T10	T6			T21
2012		T54							
2011		T27							

FedExCup Playoffs

	THE NORTHERN TRUST	Dell Technologies Championship	BMW Championship	TOUR Championship
2020	T29		T3	T15
2019	T30		3	T9
2018	T15	T4	15	T4
2017	CUT	T23	T47	T26
2016	CUT	T15	T24	5
2015	T13	T25	T7	T12
2014	T30	T57	T20	22

Personal

- Learned golf from his father, a former club champion.
- Was a student at Tohoku Fukushi University in Sendai, Japan when the city was devastated by an earthquake and tsunami in March 2011, but was in Australia training at the time. Returned to find his dorm room destroyed and struggled to find food. A few weeks later, made his debut at the Masters having won the Asian Amateur.
- Wore buttons at THE PLAYERS Championship in 2016 to show support for Japan after the Kumamoto earthquakes in April 2016.



Denny McCarthy

Height: 5'9" (1.75 m)
Weight: 165 (75 kg)
Age: 27 (March 04, 1993)
Birthplace: Takoma Park, Maryland
Residence: Jupiter, Florida
Family: Single

Education: University of Virginia (2015, Anthropology)
City plays from: Jupiter, FL, United States

Exempt Status

PGA TOUR Top 125 in 2019-20 FedExCup standings (thru 2020-21)

Career Victories

Korn Ferry Tour Victories (1):

2018 (1) Web.com Tour Championship.

Player Statistics

Career Low Round: 61 - 2020 A Military Tribute at The Greenbrier (Round 2)

Career High FedExCup Rank: #16 : 2020 Houston Open

Career High Official World Golf Rank: #138 : 2020 Houston Open

Career Largest Paycheck: \$199,650 : 2020 The RSM Classic (Finished 8)

2019-20 Season Highlights

Qualified for the FedExCup Playoffs for the second consecutive season, finishing the season No. 73 in the FedExCup standings. Earned four top-10s, more than in the previous two seasons combined, and made 18 cuts in 23 starts. Led the PGA TOUR in Strokes Gained: Putting (0.988) for the second consecutive season.

National Team Selections

Walker Cup : 2015 **Eisenhower Trophy** : 2014

Career Records

PGA TOUR (Playoff Record: 0-0)												
Season	Events	Rounds	1st	2nd	3rd	Top 10	Top 25	Cuts Made	Cuts Missed	WD	FedExCup Rank	Earnings
Total:	76	229				7	18	48	27	1		\$2,602,054
2020	23	77				4	6	18	4	1	73	\$1,178,557
2019	28	81				2	8	16	12		111	\$925,156
2018	22	63				1	4	13	9		149	\$498,341
2016	2	4							2			
2015	1 (A)	4						1				

(A) - Amateur

Top Tournaments

PGA TOUR									
	THE PLAYERS Championship	Masters Tournament	PGA Championship	U.S. Open	The Open Championship	WGC-HSBC Champions	WGC-Mexico	WGC-Dell Technologies Match Play	WGC-FedEx St. Jude Inv
2020	CN1		T58						
2019	T41								
2016				CUT					
2015				T42					

FedExCup Playoffs

	THE NORTHERN TRUST	Dell Technologies Championship	BMW Championship	TOUR Championship
2020	T49			
2019	CUT			

Personal

- Attended Georgetown Prep outside Washington, D.C.
- Brother played golf at Loyola (Md.) and uncle, Mike McCarthy, played golf at James Madison. Sister, Christina, played lacrosse at James Madison.
- Enjoys anything outdoors, the beach and ping-pong.
- Played guard for his high school basketball team all four years.
- Enjoys anything outdoors, the beach and ping-pong.



Tyler McCumber

Height: 5'10" (1.78 m)
Weight: 176 (80 kg)
Age: 29 (April 04, 1991)
Birthplace: Ponte Vedra Beach, Florida
Residence: Jacksonville, Florida
Family: Single

Education: University of Florida (2013, Family Youth and Community Science)
Special Interests: Surfing, spending time with friends
Turned Professional: 2013
City plays from: Lyons, CO, United States

Exempt Status

PGA TOUR Top 50 from 2019 Korn Ferry Tour (thru 2020-21)

Career Victories

PGA TOUR Latinoamerica Victories (3):

2014 (2) Ecuador Open, Transamerican Power Products CRV Mazatlan Open. **2016 (1)** Lexus Peru Open Presentado por Diners Club.

Mackenzie Tour-PGA TOUR Canada Victories (3):

2018 (3) Osprey Valley Open, Syncrude Oil Country Championship presented by AECON, Players Cup.

Career Records

PGA TOUR (Playoff Record: 0 - 0)											
Season	Events	Rounds	1st	2nd	3rd	Top 10	Top 25	Cuts Made	Cuts Missed	WD	FedExCup Rank
Total:	22	61					4	12	8	2	
2020	20	53					2	10	8	2	161
2019	1	4					1	1			
2018	1	4					1	1			
(A) - Amateur											
											Earnings
											\$370,030
											\$284,230
											\$46,800
											\$39,000

Player Statistics

Career Low Round: 65 - 2020 Travelers Championship (Round 1)

Career High FedExCup Rank: #46 : 2020 A Military Tribute at The Greenbrier

Career High Official World Golf Rank: #189 : 2019 Zurich Classic of New Orleans

Career Largest Paycheck: \$69,042 : 2020 Farmers Insurance Open (Finished 21)

Personal

- Son of 10-time PGA TOUR champion Mark McCumber, whose TOUR career record includes victories at the 1988 PLAYERS Championship and the 1994 TOUR Championship.
- Played baseball before focusing on golf as a teenager. Figured out his swing on the driving range at TPC Sawgrass.
- Started surfing before he played golf. In winter of 2017, embarked on a six-week trip in Australia and New Zealand where hitchhiked with just his surfboard and backpack.
- In addition to surfing, has enjoyed extreme activities like downhill BMX trail riding and skydiving.
- Loves traveling the world and experiencing different cultures.
- Favorite college team is the Florida Gators and favorite professional team is the Jacksonville Jaguars.
- Favorite quote is "If you're not living on the edge, you're taking up too much room."



Graeme McDowell (GREY-am)

Height: 5'10" (1.78 m)
Weight: 160 (73 kg)
Age: 41 (July 30, 1979)
Birthplace: Portrush, Northern Ireland
Residence: Orlando, Florida; Portrush, Northern Ireland
Family: Wife, Kristin; Valyn, Vale, Wills

Education: University of Alabama-Birmingham (2002, Economics, Engineering)
Special Interests: Spending time with family, watching football and soccer, restaurateur, movies
Turned Professional: 2002
City plays from: Portrush, Northern Ireland

Exempt Status

PGA TOUR Tournament winner (thru 2021-22)

Career Victories

PGA TOUR Victories (4):

2010 (1) U.S. Open Championship. **2013 (1)** RBC Heritage. **2016 (1)** OHL Classic at Mayakoba. **2019 (1)** Corales Puntacana Resort & Club Championship.

Player Statistics

Career Low Round: 62 - 2011 Hyundai Tournament of Champions (Round 4)

Career High FedExCup Rank: #3 : 2011 Hyundai Tournament of Champions

Career High Official World Golf Rank: #4 : 2011 Arnold Palmer Invitational presented by MasterCard

Career Largest Paycheck: \$1,350,000 : 2010 U.S. Open Championship (Finished 1)

2019-20 Season Highlights

Advanced to the FedExCup Playoffs for the second consecutive season and seventh time overall, finishing the season No. 117 in the FedExCup standings. Recorded one top-10, a T4 at the Sony Open in Hawaii, and made nine cuts in 16 starts.

PGA TOUR

Sony Open in Hawaii - Tied two others for fourth at the Sony Open in Hawaii in his second start at the event. Made five consecutive birdies on Nos. 5-9 in the final round, reaching that mark for the fourth time in his career. Final-round 64 tied the low round for the week.

National Team Selections

Arnold Palmer Cup : 2000, 2001 **Eurasia** : 2014 **Royal Trophy** : 2006 **Ryder Cup** : 2008, 2010, 2012, 2014 **Seve Trophy** : 2005, 2009 **Walker Cup** : 2001 **World Cup** : 2008, 2009, 2011, 2013, 2016

Career Records

PGA TOUR (Playoff Record: 2 - 0)												
Season	Events	Rounds	1st	2nd	3rd	Top 10	Top 25	Cuts Made	Cuts Missed	WD	FedExCup Rank	Earnings
Total:	241	759	4	3	5	37	72	167	72	3		\$18,359,123
2020	16	48				1	4	9	7	1	117	\$751,082
2019	20	71	1			3	7	18	2		68	\$1,671,523
2018	20	59				1	4	13	7		144	\$581,024
2017	17	56					4	11	6		136	\$639,770
2016	21	60	1		1	5	6	11	10		48	\$2,596,170
2015	15	40			1	1	2	8	6	1	160	\$686,438
2014	17	62			1	8	10	16	1		56	\$2,077,387
2013	16	49	1		1	4	5	11	5		55	\$2,174,595
2012	16	54		2		4	8	13	3		42	\$2,408,279
2011	16	47			1	3	4	10	6		73	\$1,088,898
2010	10	30	1			2	4	7	3		200	\$1,589,337
2009	11	39				2	4	11				\$645,516
2008	4	16					2	4				\$182,545
2007	3	10						2	1			\$52,768
2006	15	43					3	8	7			\$357,902
2005	14	42		1		3	5	10	3	1		\$814,359
2004	3	8						1	2			
2003	3	11						1	2			\$9,620
2002	3	12						3				\$31,910
2001	1	2							1			

(A) - Amateur

Top Tournaments

PGA TOUR								
THE PLAYERS Championship	Masters Tournament	PGA Championship	U.S. Open	The Open Championship	WGC-HSBC Champions	WGC-Mexico	WGC-Dell Technologies Match Play	WGC-FedEx St. Jude Inv
2020 CNL		CUT				T69		T35
2019		T29	T16	T57				
2018		CUT	CUT					
2017 T69		CUT	CUT					
2016 T9	CUT	CUT	T18	T63		T28	T38	
2015 T56	T52	CUT	CUT	T49	T3	T56	T52	T17
2014 T62	CUT	T46	T28	T9	3	T9	T5	T8
2013 CUT	CUT	T12	CUT	T58		T3	T5	T40
2012 CUT	T12	T11	T2	T5	T42	T13	T33	T24
2011 T33	CUT	CUT	T14	CUT	3	T42	T9	65
2010 T26	CUT	CUT	1	T23	T34	T6	T33	T22
2009 T8	T17	T10	T18	T34		T66	T33	T45
2008		T15		T19		T48		T56
2007			T30	CUT				
2006		T37	T48	T61			T33	
2005 T40	CUT	CUT	T80	T11		T6	T17	W/D
2004		CUT		CUT		T43		
2002								T52

FedExCup Playoffs

THE NORTHERN TRUST	Dell Technologies Championship	BMW Championship	TOUR Championship
2020 CUT			
2019 CUT		T57	
2016 CUT	CUT	T42	
2014 T38		T36	
2013 CUT	T47	T57	
2012 CUT	T74	T34	
2011 T43	T37		

Personal

- Picked up the sport at age 7 with his brothers at the urging of his dad.
- Says standing on the 18th green at Pebble Beach after winning the U.S. Open is his biggest thrill in golf.
- Played numerous sports as a youngster, but, as he says, "golf always won."
- Earned an honorary doctorate degree from the University of Ulster.
- In early 2013, opened Nona Blue Modern Tavern outside Lake Nona in Orlando, Fla., an upscale restaurant and sports bar. The 5,600 square-foot facility offers menu items that range from seafood and steaks to shepherd's pie. Says a must-try item is G-Mac and Cheese. Second restaurant, also called Nona Blue, opened on September 14, 2016 in Ponte Vedra Beach, Fla., just outside the gates of PGA TOUR headquarters.



William McGirt

Height: 5'8" (1.73 m)
Weight: 195 (88 kg)
Age: 41 (June 21, 1979)
Birthplace: Fairmont, North Carolina
Residence: Spartanburg, South Carolina
Family: Wife, Sarah; Miles Cameron, Caroline James

Education: Wofford College (2001, Business Economics)
Special Interests: Fishing, watching TV
Turned Professional: 2004
City plays from: Spartanburg, SC, United States

Exempt Status

PGA TOUR Major Medical Extension

Career Victories

PGA TOUR Victories (1):

2016 (1) the Memorial Tournament presented by Nationwide.

Player Statistics

Career Low Round: 62 - 2016 Shriners Hospitals for Children Open (Round 4)

Career High FedExCup Rank: #8 : 2016 Sanderson Farms Championship

Career High Official World Golf Rank: #38 : 2016 PGA Championship

Career Largest Paycheck: \$1,530,000 : 2016 the Memorial Tournament presented by Nationwide (Finished 1)

Career Records

PGA TOUR (Playoff Record: 1 - 0)

Season	Events	Rounds	1st	2nd	3rd	Top 10	Top 25	Cuts Made	Cuts Missed	WD	FedExCup Rank	Earnings
Total:	230	740	1	3	1	23	53	146	83	2		\$10,702,161
2020	1	4						1			247	\$19,158
2018	26	78				3	6	16	10		116	\$933,327
2017	28	83			1	3	6	17	10	1	85	\$1,225,005
2016	28	98	1	1		7	13	20	8		24	\$3,614,972
2015	30	103				1	7	22	8	1	69	\$1,004,696
2014	29	96				4	8	19	10		61	\$1,275,738
2013	24	75		1		2	3	14	10		100	\$867,384
2012	30	96		1		3	6	18	12		50	\$1,228,947
2011	32	103					4	19	13		83	\$532,933
2010	1	2							1			
2007	1	2							1			

(A) - Amateur

Top Tournaments

PGA TOUR	THE PLAYERS Championship	Masters Tournament	PGA Championship	U.S. Open	The Open Championship	WGC-HSBC Champions	WGC-Mexico	WGC-Dell Technologies Match Play	WGC-FedEx St. Jude Inv
2018 CUT									
2017 T22		T22	CUT	T55	CUT		T28	T9	
2016 T43			T10	CUT	CUT				T7
2015 CUT									
2014 CUT									
2013 T43									
2012			CUT						

FedExCup Playoffs

THE NORTHERN TRUST	Dell Technologies Championship	BMW Championship	TOUR Championship
2018 CUT			
2017 T54	T30		
2016 T41	CUT	T20	T17
2015 CUT	T12	T49	
2014 T5	T69	65	
2013 CUT	CUT		
2012 T10	T26	68	
2011 T24	T42		

Personal

- Got his start in the game because, in his own words, "My aunt had me on the golf course as soon as I could walk."
- Only marks his ball with a quarter.
- Favorite professional team is the Atlanta Braves and favorite college team is the Wofford Terriers.
- Favorite book is Caddy for Life, the story of Tom Watson's caddie, by Bruce Edwards.
- Received scholarship offers to play golf and baseball in college. Was all-conference in baseball twice in high school.



Rory McIlroy

FedExCup Champion: 2016, 2019

Height: 5'10" (1.78 m)

Weight: 160 (73 kg)

Age: 31 (May 04, 1989)

Birthplace: Holywood, Northern Ireland

Residence: Holywood, Northern Ireland

Family: Wife, Erica; Poppy Kennedy

Special Interests: Football (Manchester United), rugby, cars, movies, music

Turned Professional: 2007

City plays from: Holywood, Northern Ireland

Exempt Status

PGA TOUR Winner, THE PLAYERS Championship (thru 2025-26)

Career Victories

PGA TOUR Victories (18):

2010 (1) Quail Hollow Championship. **2011 (1)** U.S. Open. **2012 (4)** The Honda Classic, PGA Championship, Deutsche Bank Championship, BMW Championship. **2014 (3)** The Open Championship, World Golf Championships-Bridgestone Invitational, PGA Championship. **2015 (2)** World Golf Championships-Cadillac Match Play, Wells Fargo Championship. **2016 (2)** Deutsche Bank Championship, TOUR Championship. **2018 (1)** Arnold Palmer Invitational presented by Mastercard. **2019 (3)** THE PLAYERS Championship, RBC Canadian Open, TOUR Championship. **2020 (1)** World Golf Championships-HSBC Champions.

2019-20 Season Highlights

Won his 18th career PGA TOUR title at the World Golf Championships-HSBC Champions and advanced to the TOUR Championship for the third consecutive season (seventh total), finishing the season tied for eighth in the FedExCup standings with Patrick Reed and Sebastian Munoz. Was recognized through the Wyndham Rewards Top 10, holding the No. 8 position in the FedExCup standings entering the Playoffs. Finished T5 or better in all six starts prior to the suspension of the season due to COVID-19 and recorded just one top-10 in nine starts after (T8/TOUR Championship). Earned his seventh consecutive top-five on TOUR at the Arnold Palmer Invitational presented by Mastercard, becoming the second player since 2000 with a streak of at least seven top-fives (first: Tiger Woods). Did not miss a cut in 15 starts, the longest made-cut streak of any player on the season. Moved to No. 1 in the Official World Golf Ranking following the week of the AT&T Pebble Beach Pro-Am and held the position for 10 weeks.

PGA TOUR

ZOZO CHAMPIONSHIP - Finished T3 at the inaugural ZOZO CHAMPIONSHIP. Shot a first-round 72, recording a score of 72 or higher in round one and going on to finish in the top three for the first time since the 2013 Valero Texas Open (72/2nd). Played the par-5s in 9-under, best in the field. **World Golf Championships-HSBC Champions** - Won his 18th PGA TOUR title at the World Golf Championships-HSBC Champions, defeating defending champion Xander Schauffele in a playoff with a birdie on the first extra hole. Represented his second win in a three-start stretch on TOUR and fourth in 15 starts. Marked his third career WGC victory and first since the 2015 WGC-Dell Technologies Match Play. Improved to 2-2 in playoffs on the PGA TOUR and 8-for-13 in converting the 54-hole lead/co-lead to victory (led by one after three rounds). Played the par-3s in 5-under, two shots better than any other player in the field. **Farmers Insurance Open** - With a T3 at the Farmers Insurance Open, collected his fourth consecutive top-five on TOUR and second in two starts at the event. Co-led the field in Birdies (21) and Par-5 Scoring Average (4.25). **The Genesis Invitational** - Held a share of the 54-hole lead at The Genesis Invitational before finishing T5. Marked the 14th 54-hole lead/co-lead of his PGA TOUR career (fell to 8-for-14). 73 was his highest final-round score when entering with at least a share of the lead since the 2016 World Golf Championships-Mexico Championship (74). **World Golf Championships-Mexico Championship** - Earned his sixth consecutive top-five on the PGA TOUR with a solo-fifth at the World Golf Championships-Mexico Championship. Represented his seventh career top-10 at the event. **Arnold Palmer Invitational presented by Mastercard** - Finished T5 at the Arnold Palmer Invitational presented by Mastercard, his fourth straight top-10 at the event and seventh consecutive top-five on TOUR. **BMW Championship** - Held a share of the 36-hole lead at the BMW Championship before finishing T12, falling to 5-for-10 in his career with the 36-hole lead/co-lead.

National Team Selections

Ryder Cup : 2010, 2012, 2014, 2016, 2018 **World Cup** : 2009, 2011 **Walker Cup** : 2007 **Seve Trophy** : 2009

Career Records

PGA TOUR (Playoff Record: 2 - 2)												
Season	Events	Rounds	1st	2nd	3rd	Top 10	Top 25	Cuts Made	Cuts Missed	WD	FedExCup Rank	Earnings
Total:	183	642	18	7	7	88	120	160	22	1		\$53,128,175
2020	15	60	1		2	7	9	15			8	\$4,408,415
2019	19	68	3	1		14	16	17	2		1	\$7,785,286
2018	18	61	1	1		7	11	14	4		13	\$4,410,296
2017	14	48				6	8	12	2		58	\$2,430,182
2016	18	62	2		1	8	11	15	3		1	\$5,790,585
2015	12	42	2			7	10	11	1		15	\$4,863,312
2014	17	64	3	2		12	17	17			3	\$8,280,096
2013	16	55		1		5	7	14	1	1	50	\$1,802,443
2012	16	54	4	2	1	10	11	13	3		2	\$8,047,952
2011	10	34	1			4	7	9	1			\$1,905,609
2010	16	52	1		2	5	6	12	4		36	\$2,554,280
2009	11	38			1	3	7	10	1			\$849,719
2007	1(A)	4						1				

(A) - Amateur

Top Tournaments

PGA TOUR	THE PLAYERS Championship	Masters Tournament	PGA Championship	U.S. Open	The Open Championship	WGC-HSBC Champions	WGC-Mexico	WGC-Dell Technologies Match Play	WGC-FedEx St. Jude Inv
2020	CN1		T33			1(P)	5		147
2019	1	T21	T8	T9	CUT	T54	2	T9	T4
2018	CUT	T5	T50	CUT	T2			T36	T6
2017	T35	T7	T22	CUT	T4	T4	T7	T30	T5
2016	T12	T10	CUT	CUT	T5	T11	T3	4	
2015	T8	4	T7	T9			T9	1	DNS
2014	T6	T8	1	T23	1	T6	T25	T17	1
2013	T8	T25	T8	T41	CUT		T8	T33	T27
2012	CUT	T40	1	CUT	T60		3	2	T5
2011		T15	T64	1	T25	T4	T10	T17	T6
2010	CUT	CUT	T3	CUT	T3	5	T65	T17	T9
2009	CUT	T20	T3	T10	T47	4	T20	T5	T68
2007					T42				

FedExCup Playoffs

	THE NORTHERN TRUST	Dell Technologies Championship	BMW Championship	TOUR Championship
2020	T65		T12	T8
2019	T6		T19	1
2018		T12	5	T7
2017	T34	CUT	T58	
2016	T31	1	T42	1(P)
2015		T29	T4	T16
2014	T22	T5	T8	T2
2013	T19	T47	T59	
2012	T24	1	1	T10
2010	T56	T37	T37	

Personal

- Left school at age 16 to concentrate on amateur golf. His parents took on extra jobs and shifts to help support his golf development.
- The Rory Foundation (roryfoundation.com) works to have a positive impact on children and their families who are suffering from ill health or are unfairly disadvantaged or vulnerable to life's circumstances. The Rory Foundation became the official tournament host of the Irish Open on the European Tour in 2015.



Parker McLachlin (muh-GLOCK-lun)

Height: 6'1" (1.85 m)
Weight: 165 (0 kg)
Age: 41 (May 10, 1979)
Birthplace: Honolulu, Hawaii
Residence: Scottsdale, Arizona
Family: Wife, Kristy; Kainoa

Education: UCLA (2002, Sociology)
Special Interests: Body surfing, ping-pong, movies
Turned Professional: 2003
City plays from: Kohalaiki, HI, United States

Exempt Status

PGA TOUR Past champion beyond 150 in 2019-20 FedExCup (thru 2020-21)

Career Victories

PGA TOUR Victories (1):

2008 (1) Legends Reno-Tahoe Open.

Player Statistics

Career Low Round: 62 - 2008 Legends Reno-Tahoe Open (Round 2)

Career High FedExCup Rank: #24 : 2009 Mercedes-Benz Championship

Career High Official World Golf Rank: #163 : 2008 Legends Reno-Tahoe Open

Career Largest Paycheck: \$540,000 : 2008 Legends Reno-Tahoe Open (Finished 1)

Career Records

PGA TOUR (Playoff Record: 0 - 0)

Season	Events	Rounds	1st	2nd	3rd	Top 10	Top 25	Cuts Made	Cuts Missed	WD	FedExCup Rank	Earnings
Total:	144	386	1			4	16	57	85	2		\$2,520,142
2020	7	14						1	6		251	\$6,450
2019	8	21						3	5		233	\$29,674
2018	11	30					1	6	5		191	\$174,039
2017	1	2							1			
2016	3	4							3			
2015	2	4						1	1		250	\$7,560
2013	2	2							2			
2012	3	4							3			
2011	3	6							3			
2010	20	45						4	14	2	225	\$53,291
2009	25	71					3	10	15		176	\$275,033
2008	27	88	1			3	6	17	10		107	\$1,311,839
2007	28	83				1	6	13	15		158	\$627,582
2006	2	8						2				\$34,674
2004	1	2							1			
2000	1 (A)	2							1			

(A) - Amateur

Top Tournaments

PGA TOUR	THE PLAYERS Championship	Masters Tournament	PGA Championship	U.S. Open	The Open Championship	WGC-HSBC Champions	WGC-Mexico	WGC-Dell Technologies Match Play	WGC-FedEx St. Jude Inv
2009	CUT								
2008			CUT						
2004				CUT					

FedExCup Playoffs

THE NORTHERN TRUST	Dell Technologies Championship	BMW Championship	TOUR Championship
2008 CUT	CUT		

Personal

- His dad, Chris, was the high school basketball coach of U.S. President Barack Obama at Punahou High School in Honolulu, Hawaii.
- Father played basketball and volleyball for Stanford, while his mom, Beth was captain of the 1976 U.S. Olympic volleyball team and served as an alternate in 1968. Brother Spencer is a 6-7 sophomore outside hitter on the Stanford volleyball team.
- Plays a lot of golf with Michelle Wie.
- Earned all-state honors in high school in volleyball. Non-golf related jobs held include high school volleyball referee.



Maverick McNealy

Height: 6'1" (1.85 m)
Weight: 170 (77 kg)
Age: 24 (November 07, 1995)
Birthplace: Stanford, California
Residence: Las Vegas, Nevada

Education: Stanford University (Management Science & Engineering)
Special Interests: Ice hockey
Turned Professional: 2017
City plays from: Las Vegas, NV, United States

Exempt Status

PGA TOUR Top 125 in 2019-20 FedExCup standings (thru 2020-21)

Career Victories

None.

Player Statistics

Career Low Round: 65 - 2020 The American Express (Round 2)

Career High FedExCup Rank: #50 : 2020 Rocket Mortgage Classic

Career High Official World Golf Rank: #170 : 2020 World Golf Championships-FedEx St. Jude Invitational

Career Largest Paycheck: \$277,388 : 2020 AT&T Pebble Beach Pro-Am (Finished 5)

2019-20 Season Highlights

Made the FedExCup Playoffs in his rookie season on TOUR, advancing to the BMW Championship and finishing the season at No. 68 in the FedExCup standings. Was one of eight rookies to qualify for the FedExCup Playoffs and one of four to advance to the BMW Championship. Made 17 of 23 cuts and recorded three top-10s, highlighted by a T5 at the AT&T Pebble Beach Pro-Am.

National Team Selections

Arnold Palmer Cup : 2015, 2017 **Walker Cup** : 2015, 2017 **Eisenhower Trophy** : 2016

Career Records

PGA TOUR (Playoff Record: 0-0)												
Season	Events	Rounds	1st	2nd	3rd	Top 10	Top 25	Cuts Made	Cuts Missed	WD	FedExCup Rank	Earnings
Total:	40	128				3	6	27	13			\$1,411,175
2020	23	76				3	6	17	6		68	\$1,293,984
2019	2	6						1	1			\$13,568
2018	7	24						4	3			\$103,624
2017	4 (A)	8						2	2			
2016	1 (A)	4						1				
2015	2 (A)	8						2				
2014	1 (A)	2							1			

(A) - Amateur

Top Tournaments

PGA TOUR									
THE PLAYERS Championship	Masters Tournament	PGA Championship	U.S. Open	The Open Championship	WGC-HSBC Champions	WGC-Mexico	WGC-Dell Technologies Match Play	WGC-FedEx St. Jude Inv	
2017			CUT	CUT					
2014			CUT						

FedExCup Playoffs

THE NORTHERN TRUST	Dell Technologies Championship	BMW Championship	TOUR Championship
2020 T61		T40	

Personal

- Graduated from Stanford in 2017 with a degree in Management Science & Engineering.
- Has three brothers, Dakota, Colt and Scout, who also play golf. The four sons are named after American cars because their grandfather worked in the Detroit auto industry: Ford Maverick, Dodge Dakota, Dodge Colt, Jeep Scout.
- He and his brothers all shared a room growing up.
- Alongside his three brothers, grew up playing ice hockey. Played more hockey than golf until graduating high school and deciding to pursue on one sport.
- Since high school, has worked with Curriki, a non-profit whose mission is to make high-quality education free and accessible for everyone. In 2019, launched "Birdies for Education" and donated \$20 for every birdie, a figure matched by his sponsors.
- Father, Scott, is an American businessman who co-founded tech company, Sun Microsystems. Mom, Susan, graduated from Stanford where Scott earned his MBA.



George McNeill

Height: 6'1" (1.85 m)
Weight: 180 (82 kg)
Age: 45 (October 02, 1975)
Birthplace: Naples, Florida
Residence: Fort Myers, Florida

Education: Florida State University
Special Interests: Fishing, hunting, boating
Turned Professional: 1998
City plays from: N Ft. Myers, FL, United States

Exempt Status

PGA TOUR Past champion beyond 150 in 2019-20 FedExCup (thru 2020-21)

Career Victories

PGA TOUR Victories (2):

2007 (1) Frys.com Open benefiting Shriners Hospitals for Children. **2012 (1)** Puerto Rico Open presented by seepuertorico.com.

Player Statistics

Career Low Round: 61 - 2014 The Greenbrier Classic (Round 4)

Career High FedExCup Rank: #6 : 2014 Frys.com Open

Career High Official World Golf Rank: #67 : 2008 PODS Championship

Career Largest Paycheck: \$720,000 : 2007 Frys.com Open benefiting Shriners Hospitals for Children (Finished 1)

2019-20 Season Highlights

PGA TOUR

Sanderson Farms Championship - Tied four others for sixth at the Sanderson Farms Championship, representing his best finish since the 2015 Charles Schwab Challenge (T5).

Career Records

PGA TOUR (Playoff Record: 0 - 2)

Season	Events	Rounds	1st	2nd	3rd	Top 10	Top 25	Cuts Made	Cuts Missed	WD	FedExCup Rank	Earnings
Total:	295	900	2	7	1	21	62	169	111	14		\$12,180,255
2020	11	30				1	1	5	5	1	175	\$282,527
2019	9	22				1	2	4	5		201	\$187,950
2018	10	25					1	4	5	1	212	\$91,100
2017	7	17						2	5	1	239	\$9,984
2016	23	51					1	6	13	3	192	\$213,895
2015	27	93				1	8	20	7		62	\$1,331,768
2014	24	79		1		4	10	16	7	1	46	\$2,014,357
2013	21	68					2	15	4	1	102	\$500,798
2012	25	85	1			1	4	18	6	1	86	\$1,119,535
2011	21	69		2		4	5	15	5	1	68	\$1,458,110
2010	28	79				1	6	12	15	1	135	\$664,854
2009	26	82		2		3	7	15	11		105	\$1,439,220
2008	29	97		2		3	9	19	9	1	104	\$1,361,532
2007	30	95	1		1	2	6	18	10	2	106	\$1,504,627
2006	1	2							1			
2003	1	2							1			
2002	1	2							1			
2000	1	2							1			

(A) - Amateur

Top Tournaments

PGA TOUR	THE PLAYERS Championship	Masters Tournament	PGA Championship	U.S. Open	The Open Championship	WGC-HSBC Champions	WGC-Mexico	WGC-Dell Technologies Match Play	WGC-FedEx St. Jude Inv
2016 CUT									
2015 T17			CUT	CUT					
2014 T13			CUT		CUT				
2013 CUT									
2012 T64			T62						
2010 T58			CUT		CUT				
2009 CUT									
2008 CUT			CUT						
2007									
2006				63					
2002				CUT					

FedExCup Playoffs

	THE NORTHERN TRUST	Dell Technologies Championship	BMW Championship	TOUR Championship
2015 T30	CUT		T13	
2014 CUT	T29		T31	
2013 T43				
2012 T67		T47		
2011 CUT	T37		64	
2009 CUT				
2008 T31	CUT			
2007 CUT	T17			

Personal

- Graduated from same high school as Deion Sanders, Mike Greenwell, Jevon Kearse, Richard Fain and Noel Devine.
- Biggest thrill outside golf is tarpon fishing.
- Is an instrument-rated, multi-engine pilot.
- Bucket list includes diving with Great White sharks.
- Charity works include Southwest Florida Junior Golf, the Bobby Nichols Charity Classic benefiting Children's Advocacy Center of Southwest Florida and Hope Hospice.



Troy Merritt

Height: 6'0" (1.83 m)
Weight: 160 (73 kg)
Age: 34 (October 25, 1985)
Birthplace: Osage, Iowa
Residence: Meridian, Idaho
Family: Wife, Courtney; Scout Brian, Dodge Timothy

Education: Boise State University
Special Interests: Spending time with family and friends
Turned Professional: 2008
City plays from: Eagle, ID, United States

Exempt Status

PGA TOUR Tournament winner (thru 2020-21)

Career Victories

PGA TOUR Victories (2):

2015 (1) Quicken Loans National. **2018 (1)** Barracuda Championship.

Korn Ferry Tour Victories (1):

2009 (1) Mexico Open Presented by Corona Light.

Player Statistics

Career Low Round: 61 - 2015 Quicken Loans National (Round 3)

Career High FedExCup Rank: #4 : 2019 Safeway Open

Career High Official World Golf Rank: #82 : 2016 Arnold Palmer Invitational presented by MasterCard

Career Largest Paycheck: \$1,206,000 : 2015 Quicken Loans National (Finished 1)

2019-20 Season Highlights

Qualified for the FedExCup Playoffs for the third consecutive season and sixth total, finishing the season No. 74 in the FedExCup standings. Collected two top-10s, highlighted by a second consecutive runner-up at the Barracuda Championship, and made 14 cuts in 22 starts.

PGA TOUR

Barracuda Championship - Finished solo-second at the Barracuda Championship for the second consecutive season, one point behind winner Richy Werenski. Also held the outright 54-hole lead for the second consecutive year, failing to convert a 54-hole lead/co-lead for the third time in five attempts in his career. Marked his third career second-place finish on TOUR.

Career Records

PGA TOUR (Playoff Record: 0-0)

Season	Events	Rounds	1st	2nd	3rd	Top 10	Top 25	Cuts Made	Cuts Missed	WD	FedExCup Rank	Earnings
Total:	225	669	2	3	3	16	40	117	108			\$9,302,476
2020	22	68		1		2	5	14	8		74	\$1,037,971
2019	21	61				4	9	14	7		58	\$1,531,143
2018	27	85	1			3	5	17	10		91	\$1,326,989
2017	28	76				1	5	12	16		151	\$569,682
2016	26	77			1	1	6	12	14		121	\$922,707
2015	29	91	1			1	3	16	13		56	\$2,092,669
2014	20	62		1		1	3	10	10		101	\$882,864
2011	23	63						8	15		187	\$151,475
2010	29	86			1	1	4	14	15		138	\$786,977

(A) - Amateur

Top Tournaments

PGA TOUR	THE PLAYERS Championship	Masters Tournament	PGA Championship	U.S. Open	The Open Championship	WGC-HSBC Champions	WGC-Mexico	WGC-Dell Technologies Match Play	WGC-FedEx St. Jude Inv
2020	CNL		CUT						
2019	CUT		CUT						
2018			CUT						
2017	CUT			CUT					
2016	CUT	T42	CUT						
2015	T2		T54						77
2011	T61								
2010	T68								

FedExCup Playoffs

	THE NORTHERN TRUST	Dell Technologies Championship	BMW Championship	TOUR Championship
2020	T29			
2019	T12		T43	
2018	CUT	CUT		
2016	CUT			
2015	T53	T39	T62	
2014	T46			

Personal

- Biggest thrill outside golf was the births of his two sons.
- Helped his high school basketball team reach the state tournament for the first time in school history.
- Superstitions include tying his shoes in a certain way.
- Dream foursome includes Mark Merritt and his two sons, Scout and Dodge.
- Two brothers also competed in college athletics. Older brother, Ben, played Division III football at Wartburg College in Iowa. Younger brother, Tim, was a Division III basketball player at Luther College in Iowa. Father is a member of the Wartburg Hall of Fame after playing both baseball and basketball for the school.
- On the Friday before the 2018 PGA Championship, was diagnosed with 12-inch blood clot that ran from the area above his elbow into his chest. Underwent a thrombectomy the same day. Two days later, flew to St. Louis to play in the PGA Championship (MC).
- In January 2019, was diagnosed with thoracic outlet syndrome, where blood vessels or nerves in the area between the collarbone and the first rib are compressed, leading to surgery that month to have the top rib on his left side removed. After a two-month absence, returned to the PGA TOUR at THE PLAYERS Championship (MC).



Phil Mickelson

Height: 6'3" (1.91 m)
Weight: 200 (91 kg)
Age: 50 (June 16, 1970)
Birthplace: San Diego, California
Residence: Rancho Santa Fe, California
Family: Wife, Amy; Amanda Brynn, Sophia Isabel, Evan Samuel

Education: Arizona State University (1992, Psychology)
Special Interests: All sports, especially football; flying
Turned Professional: 1992
City plays from: Rancho Santa Fe, CA, United States

Exempt Status

PGA TOUR Winner, World Golf Championships (thru 2022-23)

Career Victories

PGA TOUR Victories (44):

1991 (1) Northern Telecom Open. **1993 (2)** Buick Invitational of California, The International. **1994 (1)** Mercedes Championships. **1995 (1)** Northern Telecom Open. **1996 (4)** Nortel Open, Phoenix Open, GTE Byron Nelson Golf Classic, NEC World Series of Golf. **1997 (2)** Bay Hill Invitational, Sprint International. **1998 (2)** Mercedes Championships, AT&T Pebble Beach National Pro-Am. **2000 (4)** Buick Invitational, BellSouth Classic, MasterCard Colonial, THE TOUR Championship. **2001 (2)** Buick Invitational, Canon Greater Hartford Open. **2002 (2)** Bob Hope Chrysler Classic, Canon Greater Hartford Open. **2004 (2)** Bob Hope Chrysler Classic, Masters Tournament. **2005 (4)** FBR Open, AT&T Pebble Beach National Pro-Am, BellSouth Classic, PGA Championship. **2006 (2)** BellSouth Classic, Masters Tournament. **2007 (3)** AT&T Pebble Beach National Pro-Am, THE PLAYERS Championship, Deutsche Bank Championship. **2008 (2)** Northern Trust Open, Crowne Plaza Invitational at Colonial. **2009 (3)** Northern Trust Open, World Golf Championships-CA Championship, THE TOUR Championship presented by Coca-Cola. **2010 (1)** Masters Tournament. **2011 (1)** Shell Houston Open. **2012 (1)** AT&T Pebble Beach National Pro-Am. **2013 (2)** Waste Management Phoenix Open, The Open Championship. **2018 (1)** World Golf Championships-Mexico Championship. **2019 (1)** AT&T Pebble Beach Pro-Am.

PGA TOUR Champions Victories (1):

2020 (1) Charles Schwab Series at Ozarks National.

2019-20 Season Highlights

Became one of only nine players to qualify for the FedExCup Playoffs in each of the first 14 seasons of the FedExCup era but failed to advance to the BMW Championship for the first time in his career, finishing the season No. 75 in the FedExCup standings. Was the only player to qualify for every BMW Championship from 2007 through 2019. With his first top-10 of the season at the AT&T Pebble Beach Pro-Am (3rd), became the third player in PGA TOUR history with at least one top-10 in 30 consecutive seasons, joining Sam Snead and Raymond Floyd. Made the cut in nine of 16 starts, highlighted by a T2 at the WGC-FedEx St. Jude Invitational. Recorded three top-25 finishes, his fewest in a season since turning professional in 1992.

PGA TOUR

AT&T Pebble Beach Pro-Am - Finished third in his title defense at the AT&T Pebble Beach Pro-Am, his 10th top-three result in 24 starts at the event. **Travelers Championship** - Held the 36-hole lead at the Travelers Championship before finishing T24. Opened with two consecutive scores of 64 or better (64-63) for the first time in his career. Held his 35th career 36-hole lead/co-lead (fell to 18-for-35) and first since the 2019 AT&T Pebble Beach Pro-Am. **World Golf Championships-FedEx St. Jude Invitational** - With a T2 at the World Golf Championships-FedEx St. Jude Invitational, became the first player age 50 or older to finish runner-up on TOUR since Vijay Singh at the 2016 Quicken Loans National. Marked the 37th second-place finish of his career and first since The American Express in 2019.

PGA TOUR Champions

Charles Schwab Series at Ozarks National - Won the Charles Schwab Series at Ozarks National, becoming the 20th player to win his PGA TOUR Champions debut. Became the fourth player to win his debut by at least four shots and the fourth to win his debut wire-to-wire. 191 total marked the second 54-hole score of 191 or better in PGA TOUR Champions history. Opened with a 10-under 61, becoming the first player to shoot a sub-62 score in his first career round on PGA TOUR Champions.

National Team Selections

Presidents Cup : 1994, 1996, 1998, 2000, 2003, 2005, 2007, 2009, 2011, 2013, 2015, 2017 **Ryder Cup** : 1995, 1997, 1999, 2002, 2004, 2006, 2008, 2010, 2012, 2014, 2016, 2018 **Dunhill Cup** : 1996 **World Amateur Team Championship** : 1990 **Walker Cup** : 1989, 1991

Career Records

PGA TOUR (Playoff Record: 8 - 4)

Season	Events	Rounds	1st	2nd	3rd	Top 10	Top 25	Cuts Made	Cuts Missed	WD	FedExCup Rank	Earnings
Total:	629	2183	44	37	28	196	330	517	108	6		\$92,107,252
2020	16	51		1	1	2	3	9	7		75	\$1,493,908
2019	20	60	1	1		2	4	12	8		47	\$2,440,221
2018	24	87	1	1	1	6	15	21	3		21	\$4,595,187
2017	22	80				5	13	20	2		34	\$2,102,599
2016	22	72		3	1	6	13	16	6		16	\$4,022,628
2015	19	70		1	1	3	8	16	3		61	\$2,154,200
2014	21	71		1		1	10	18	3	3	68	\$2,158,019
2013	21	78	2	2	2	7	11	18	3		9	\$5,495,793
2012	22	79	1	2	1	7	10	18	3	1	5	\$4,203,821
2011	21	77	1	2		7	11	20	1		15	\$3,763,488
2010	20	76	1	1		6	13	18	2		13	\$3,821,733
2009	18	63	3	1		7	7	16	2		2	\$5,332,755
2008	21	78	2	1	1	8	19	20	1		7	\$5,188,875
2007	22	71	3	1	2	7	11	16	5	1	3	\$5,819,988
2006	19	69	2	1		8	14	18	1			\$4,256,505
2005	21	74	4	1		9	11	20	1			\$5,699,605
2004	22	79	2	2	3	13	16	19	2	1		\$5,784,823
2003	23	80			1	7	10	20	3			\$1,623,137
2002	26	94	2	1	5	12	18	23	3			\$4,311,971
2001	23	82	2	4	4	13	13	20	3			\$4,403,883
2000	23	80	4	3		12	18	21	2			\$4,746,457
1999	23	78		2		6	14	20	3			\$1,722,681
1998	24	79	2	2	1	9	11	19	5			\$1,837,246
1997	21	76	2	1		5	15	19	2			\$1,225,390
1996	21	77	4	1	1	8	10	19	2			\$1,697,799
1995	24	78	1			4	9	15	9			\$655,777
1994	17	65	1		3	9	10	16	1			\$748,316
1993	24	73	2			4	7	14	9			\$628,735
1992	11	32		1		2	4	7	4			\$171,714
1992	6 (A)	14						1	5			
1991	7 (A)	26	1			1	1	6	1			
1990	2 (A)	8					1	2				
1989	1 (A)	2							1			
1988	2 (A)	4							2			

(A) - Amateur

Player Statistics

Career Low Round: 60 - 2019 Desert Classic (Round 1)

Career High FedExCup Rank: #1 : 2009 U.S. Open Championship

Career High Official World Golf Rank: #2 : 2013 Wyndham Championship

Career Largest Paycheck: \$1,700,000 : 2018 World Golf Championships-Mexico Championship (Finished 1)

Top Tournaments

PGA TOUR									
	THE PLAYERS Championship	Masters Tournament	PGA Championship	U.S. Open	The Open Championship	WGC-HSBC Champions	WGC-Mexico	WGC-Dell Technologies Match Play	WGC-FedEx St. Jude Inv
2020	CNL		T71			T28			T2
2019	CUT	T18	T71	T52	CUT		T39	T40	57
2018	CUT	T36	CUT	T48	T24	T15	1(P)	T17	T24
2017	T41	T22	CUT		CUT		T7	T5	T39
2016	CUT	CUT	T33	CUT	2		5	T18	T27
2015	CUT	T2	T18	T64	T20		T31		T63
2014	CUT	CUT	2	T28	T23	14	T16		T15
2013	CUT	T54	T72	T2	1		T3		T21
2012	T25	T3	T36	T65	CUT	T2	T43		T43
2011	T33	T27	T19	T54	T2		T55	T17	T48
2010	T17	1	T12	T4	T48	T41	T14		T46
2009	T55	5	T73	T2		1	1	T9	T58
2008	T21	T5	T7	T18	T19		T20	T17	T4
2007	1	T24	T32	CUT	CUT		T23	T17	T46
2006	T14	1	T16	T2	T22			T9	T54
2005	T40	10	1	T33	T60		T29	T9	T51
2004	T3	1	T6	2	3			T5	T43
2003		3	T23	T55	T59		T38	T9	T23
2002	T28	3	T34	2	T66		T23	T33	T9
2001	T33	3	2	T7	T30				T8
2000	CUT	T7	T9	T16	T11			T33	T4
1999	T32	T6	T57	2	CUT		T40	T9	2
1998	T8	T12	T34	T10	T9				
1997	CUT	CUT	T29	T43	T24				
1996	T33	3	T8	T94	T40				
1995	T14	T7	CUT	T4	T40				
1994			3	T47	CUT				
1993	CUT	T34	T6						
1992	CUT			CUT					
1991		T46		T55	T73				
1990				T29					

FedExCup Playoffs

	THE NORTHERN TRUST	Dell Technologies Championship	BMW Championship	TOUR Championship
2020	CUT			
2019	T71		T48	
2018	T15	T12	T58	30
2017	T54	T6	T20	
2016	T13	CUT	T24	22
2015	T50	T65	T32	
2014	T8	T45	W/D	
2013	T6	T41	T33	T12
2012	T38	T4	T2	T15
2011	T43	T10	T56	10
2010	CUT	T25	T8	T22
2009	T52	T27	T30	1
2008	T19	T73	T17	T3
2007	T7	1		20

Personal

- Started hitting golf balls at 18 months.
- Is right-handed in everything except golf. As his father demonstrated right-handed, he followed along left-handed.
- An avid pilot, following in the footsteps of his father, Phil Sr., who was a Navy pilot.
- With wife, Amy, created the Birdies for the Brave program, raising money and awareness for non-profit military homefront groups. Program, which celebrated 10 years in 2016, was later adopted by the PGA TOUR.
- Founded in 2004, the Phil and Amy Mickelson Foundation is a nonprofit focused on supporting a variety of youth and family initiatives. The mission of the Foundation fund is to operate exclusively for charitable, educational and/or scientific purposes.
- Entered course design with Phil Mickelson Design with his first course, Whisper Rock near Scottsdale, Arizona, which opened in 2001.
- Is the former chair of the American Junior Golf Association.



Keith Mitchell

Height: 6'1" (1.85 m)
Weight: 185 (84 kg)
Age: 28 (January 07, 1992)
Birthplace: Chattanooga, Tennessee
Residence: St. Simons Island, Georgia
Family: Single

Education: University of Georgia (2014, Business and Real Estate)
Special Interests: Fishing
Turned Professional: 2014
City plays from: Sea Island, GA, United States

Exempt Status

PGA TOUR Tournament winner (thru 2021-22)

Career Victories

PGA TOUR Victories (1):

2019 (1) The Honda Classic.

Player Statistics

Career Low Round: 63 - 2019 Sony Open in Hawaii (Round 3)

Career High FedExCup Rank: #12 : 2019 Arnold Palmer Invitational presented by Mastercard

Career High Official World Golf Rank: #55 : 2019 PGA Championship

Career Largest Paycheck: \$1,224,000 : 2019 The Honda Classic (Finished 1)

2019-20 Season Highlights

Advanced to the FedExCup Playoffs for the third time in as many seasons, ending the season at No. 112 in the FedExCup standings. Failed to qualify for the BMW Championship for the first time in his career. Recorded four top-25s, highlighted by a T5 at the Arnold Palmer Invitational presented by Mastercard, and made 11 of 21 cuts.

PGA TOUR

Arnold Palmer Invitational presented by Mastercard - Finished T5 at the Arnold Palmer Invitational presented by Mastercard to earn a spot at The Open Championship via the Open Qualifying Series. Also got into The Open Championship through OQS at the Arnold Palmer Invitational presented by Mastercard in 2019.

Career Records

PGA TOUR (Playoff Record: 0 - 0)												
Season	Events	Rounds	1st	2nd	3rd	Top 10	Top 25	Cuts Made	Cuts Missed	WD	FedExCup Rank	Earnings
Total:	77	248	1	1	1	8	17	50	27			\$5,078,500
2020	21	64				1	4	11	10		112	\$886,979
2019	26	83	1			3	6	17	9		50	\$2,405,360
2018	29	97		1	1	4	6	21	8		67	\$1,641,260
2017	1	4					1	1				\$144,900

(A)-Amateur

Top Tournaments

PGA TOUR									
	THE PLAYERS Championship	Masters Tournament	PGA Championship	U.S. Open	The Open Championship	WGC-HSBC Champions	WGC-Mexico	WGC-Dell Technologies Match Play	WGC-FedEx St. Jude Inv
2020	CN1		T43						
2019	T47	T43	CUT	CUT	CUT			T40	39
2018	T77								

FedExCup Playoffs

	THE NORTHERN TRUST	Dell Technologies Championship	BMW Championship	TOUR Championship
2020	T61			
2019	T64		T52	
2018	CUT	20	T45	

Personal

- Attended The Baylor School in Chattanooga, Tenn.
- His 3-wood headcover is the same one he received when he attended the 2001 UGA golf camp.
- Would like to trade places with NFL running back and Georgia alum Todd Gurley for a day to see what it feels like to run over a linebacker.
- Bucket list items include winning a sailfish tournament and owning a steak restaurant.
- His bucket list includes cliff diving in Greece.
- Favorite quote: "You will never be able to fly if you are scared of heights."



Francesco Molinari^(maw-LIN-air-ee)

Height: 5'8" (1.73 m)
Weight: 159 (72 kg)
Age: 37 (November 08, 1982)
Birthplace: Turin, Italy
Residence: London, England
Family: Wife, Valentina; Tommaso, Emma

Education: University of Torino (Business)
Special Interests: Soccer, cooking
Turned Professional: 2004
City plays from: Torino, Italy

Exempt Status

PGA TOUR Winner, The Open Championship (thru 2024-2025)

Career Victories

PGA TOUR Victories (3):

2018 (2) Quicken Loans National, The Open Championship. **2019 (1)** Arnold Palmer Invitational presented by Mastercard.

Player Statistics

Career Low Round: 61 - 2017 Shriners Hospitals for Children Open (Round 4)

Career High FedExCup Rank: #7 : 2018 PGA Championship

Career High Official World Golf Rank: #5 : 2018 TOUR Championship

Career Largest Paycheck: \$1,890,000 : 2018 The Open Championship (Finished 1)

2019-20 Season Highlights

Did not make a start on the PGA TOUR after the suspension of the season due to COVID-19, finishing No. 193 in the FedExCup standings and failing to qualify for the FedExCup Playoffs for the first time in his sixth season as a member. Made six starts prior to the cancellation of THE PLAYERS Championship, highlighted by top-25s at the World Golf Championships-HSBC Champions (T22) and Safeway Open (T23).

National Team Selections

Arnold Palmer Cup : 2004 **Eisenhower Trophy** : 2002, 2004 **Royal Trophy** : 2011 **Ryder Cup** : 2010, 2012, 2018 **Seve Trophy** : 2009, 2011, 2013 **World Cup** : 2006, 2007, 2008, 2009, 2011, 2013, 2016

Career Records

PGA TOUR (Playoff Record: 0 - 0)												
Season	Events	Rounds	1st	2nd	3rd	Top 10	Top 25	Cuts Made	Cuts Missed	WD	FedExCup Rank	Earnings
Total:	149	500	3	2	3	24	61	119	29	2		\$15,786,470
2020	6	19					2	3	3		193	\$183,740
2019	15	54	1		1	3	6	14	1		40	\$3,467,143
2018	20	70	2	1		5	11	17	3		17	\$5,065,842
2017	21	72		1		5	14	17	4	1	37	\$2,875,850
2016	18	64				3	5	14	4		111	\$1,083,155
2015	16	53			1	2	5	13	2	1	111	\$997,389
2014	12	44				2	7	12				\$847,974
2013	9	26				1	1	6	3			\$245,463
2012	8	26					3	7	1			\$198,961
2011	11	30			1	1	3	6	5			\$158,387
2010	8	24				1	2	6	2			\$358,196
2009	4	16				1	2	4				\$304,368
2007	1	2							1			

(A) - Amateur

Top Tournaments

PGA TOUR									
THE PLAYERS Championship	Masters Tournament	PGA Championship	U.S. Open	The Open Championship	WGC-HSBC Champions	WGC-Mexico	WGC-Dell Technologies Match Play	WGC-FedEx St. Jude Inv	
2020 CNL					T22	T53			
2019 T56	T5	T48	T16	T11	T43	T17	3		
2018 CUT	T20	T6	T25	1	T46	T25	T17	T39	
2017 T6	T33	T2	CUT	CUT	T6	T20	58	T24	
2016 T7		T22		T36					
2015		T54	T27	T40			T34	T61	
2014 T6	50	T58	T23	T15	T21	T25	T33	T31	
2013 CUT	CUT	T33	CUT	T9		T28	T33	T44	
2012 CUT	T19	T54	T29	T39	T39	T13	T17	T40	
2011 CUT	CUT	T34	CUT	CUT	T23	T3	T33	T15	
2010 9	T30	T33	CUT	CUT	1	T14	T33	T39	
2009		T10	T27	T13	T10				
2007				CUT					

FedExCup Playoffs

THE NORTHERN TRUST	Dell Technologies Championship	BMW Championship	TOUR Championship
2019 82		T61	
2018 CUT		T8	T21
2017 CUT	T61	T12	
2016 CUT			

Personal

- Caddied for brother Edoardo at the 2006 Masters who was paired with Tiger Woods in the opening round.
- Is fluent in three languages including his native Italian, English and Spanish.
- Massive soccer fan and has two teams: the Italian Serie A team Inter Milan, and the West Ham United of the English Premier League.



Ryan Moore

Height: 5'9" (1.75 m)

Weight: 170 (77 kg)

Age: 37 (December 05, 1982)

Birthplace: Tacoma, Washington

Residence: Las Vegas, Nevada

Family: Wife, Nichole; Tucker Maddex, Sullivan Meyer, Scout Maylen

Education: University of Nevada-Las Vegas (2005, Communications and Public Relations)

Special Interests: Music, movies

Turned Professional: 2005

City plays from: Las Vegas, NV, United States

Exempt Status

PGA TOUR Top 125 in 2019-20 FedExCup standings (thru 2020-21)

Career Victories

PGA TOUR Victories (5):

2009 (1) Wyndham Championship. **2012 (1)** Justin Timberlake Shriners Hospitals for Children Open. **2014 (1)** CIMB Classic. **2015 (1)** CIMB Classic. **2016 (1)** John Deere Classic.

Player Statistics

Career Low Round: 61 - 2012 Justin Timberlake Shriners Hospitals for Children Open (Round 1)

Career High FedExCup Rank: #2 : 2019 Safeway Open

Career High Official World Golf Rank: #27 : 2015 Valero Texas Open

Career Largest Paycheck: \$1,260,000 : 2015 CIMB Classic (Finished 1)

2019-20 Season Highlights

Qualified for the FedExCup Playoffs, one of nine players to do so in each of the first 14 seasons of the FedExCup era, and ended the season at No. 103 in the FedExCup standings. Recorded two top-10s, highlighted by a T6 at The American Express. Made nine of 16 cuts, marking his first season since 2005 with fewer than 12 cuts made.

National Team Selections

Arnold Palmer Cup : 2003, 2004 **Ryder Cup** : 2016 **Walker Cup** : 2004 **World Amateur Team** : 2004

Career Records

PGA TOUR (Playoff Record: 2 - 3)

Season	Events	Rounds	1st	2nd	3rd	Top 10	Top 25	Cuts Made	Cuts Missed	WD	FedExCup Rank	Earnings
Total:	365	1208	5	8	5	69	135	258	102	5		\$31,444,368
2020	16	44				2	5	9	6		103	\$957,540
2019	22	74		1	1	2	6	15	7		48	\$1,838,788
2018	22	78				5	10	17	5		71	\$1,986,608
2017	24	79			1	2	10	18	5	1	64	\$1,751,851
2016	23	81	1	1	1	9	11	19	4		7	\$3,701,034
2015	24	78	1			4	10	17	6	1	39	\$2,642,306
2014	24	84	1			7	13	20	4		39	\$3,098,263
2013	22	71				3	7	16	6		51	\$1,490,265
2012	24	89	1		1	8	11	21	3		11	\$2,858,944
2011	22	75		1		4	9	18	3	1	37	\$1,942,906
2010	24	79		1	1	6	10	18	6		21	\$2,374,823
2009	27	89	1			6	9	16	11		47	\$2,222,871
2008	24	72		1		3	5	12	12		87	\$1,214,900
2007	28	92		1		3	8	17	11		52	\$1,554,901
2006	22	65		1		4	5	13	8	1		\$1,122,118
2005	12	40		1		1	4	8	4			\$686,250
2005	2 (A)	8					1	2				
2004	1 (A)	4					1	1				
2003	1 (A)	4						1				
2002	1 (A)	2							1			

(A) - Amateur

Top Tournaments

PGA TOUR	THE PLAYERS Championship	Masters Tournament	PGA Championship	U.S. Open	The Open Championship	WGC-HSBC Champions	WGC-Mexico	WGC-Dell Technologies Match Play	WGC-FedEx St. Jude Inv
2020	CNL		CUT						
2019	T20								
2018	T30	T28	T59		T12				
2017	T53	T9	T13		CUT	T23	T28	T30	T28
2016	CUT	CUT	T70	T32	T46			T5	
2015	CUT	T12	T37	CUT	CUT	T28	T9	T52	T42
2014	T26	CUT	T40	T48	T12	T50	T25	T17	T8
2013	CUT	T38	T55	CUT	T32		T53	T33	T33
2012	T46		CUT						
2011	T33	T35	T56	CUT	T28		T22	T5	T23
2010	T47	T14	T65	T33	CUT			T33	T16
2009	T0			T10		3			
2008	T27		CUT						
2007	T68		CUT	CUT	T42				
2006			T9						
2005		T13		T57					
2003		T45							
2002				CUT					

FedExCup Playoffs

THE NORTHERN TRUST	Dell Technologies Championship	BMW Championship	TOUR Championship
2020	W/D		
2019	T18	T37	
2018	CUT		
2017	T49	T20	
2016	T7	T64	T2 (P)
2015	CUT	T28	
2014	CUT	T50	
2013	T25	T11	
2012	T24	T10	T3
2011	CUT	T16	
2010	CUT	T3	T9
2009	T70	T30	
2008	CUT		
2007	CUT	T18	

Personal

- In 2011, partnered with friends and family to form RMG Golf Course Management LLC (RMG Club). Designed to combat south Puget Sound's sagging golf economy, the RMG Club took over the ownership and day-to-day affairs of the Classic CC in Spanaway, McCormick Woods in Port Orchard and Oakbrook G&CC in Lakewood. "We want this to be a product that appeals to everyone," Moore said. "We want people to have great facilities they can go play at a reasonable rate." With three levels of unlimited golf memberships available, The RMG Club is designed to attract players of all skill levels.
- Learned the game from his father "as soon as I could walk."
- Has two brothers, Jeremy and Jason, and one sister, Alyssa.
- Has served as host of the BMW Northwest Charity Skins Game at Chambers Bay in Washington State.
- Is interested in real estate and has experience in flipping houses. Began developing a 24-house community with a golf course in the Seattle area.
- Co-founder of TRUE Linkswear, a company that designs golf shoes and other types of footwear.
- Has a passion for movies, especially The Avengers and other Marvel movies. Thor is his favorite Marvel character.
- Supports the Las Vegas Golden Knights in hockey.



Collin Morikawa

Height: 5'9" (1.75 m)
Weight: 160 (73 kg)
Age: 23 (February 06, 1997)
Birthplace: Los Angeles, California
Residence: Las Vegas, Nevada

Education: University of California-Berkeley 2019, Business Administration
Turned Professional: 2019
City plays from: La Cañada, CA, United States

Exempt Status

PGA TOUR Winner, PGA Championship (thru 2025-26)

Career Victories

PGA TOUR Victories (3):

2019 (1) Barracuda Championship. **2020 (2)** Workday Charity Open, PGA Championship.

Player Statistics

Career Low Round: 64 - 2020 PGA Championship (Round 4)

Career High FedExCup Rank: #2 : 2020 PGA Championship

Career High Official World Golf Rank: #5 : 2020 TOUR Championship

Career Largest Paycheck: \$1,980,000 : 2020 PGA Championship (Finished 1)

2019-20 Season Highlights

Won twice, including his first career major championship title at the PGA Championship, and finished the season No. 6 in the FedExCup standings, advancing to the TOUR Championship for the first time in his career. First victory of the season came at the Workday Charity Open in a playoff over Justin Thomas. Lost to Daniel Berger in a playoff at the Charles Schwab Challenge, the first event back from the suspension of the season. Was recognized through the Wyndham Rewards Top 10, holding the No. 2 position in the FedExCup standings entering the Playoffs. Missed the cut at the Travelers Championship, snapping a streak of 22 consecutive cuts made to begin his professional career. Became the second player since 1990 to make the first 20 cuts of his professional career (first: Tiger Woods). Finished in the top-10 seven times and made 19 cuts in 21 starts. Led the PGA TOUR in Eagles (16) and was the only player to make three eagles in a round (R3/Waste Management Phoenix Open).

PGA TOUR

Sony Open in Hawaii - Held a two-stroke lead after the first round of the Sony Open in Hawaii before finishing T21. Marked his first 18-hole lead/co-lead on the PGA TOUR. **Charles Schwab Challenge** - Lost to Daniel Berger in a playoff at the Charles Schwab Challenge, earning his second career runner-up on the PGA TOUR in his 23rd career start. Missed putts inside six feet at the 72nd hole (5'9") and the playoff hole (3'0"). Co-led the field in Par-5 Scoring Average (4.25). **Workday Charity Open** - Defeated Justin Thomas in a playoff to win the Workday Charity Open, collecting his second career PGA TOUR title in his 26th start. Became the first player since Tiger Woods in 1996 to win twice before missing two cuts as a professional. Led outright after each of the first two rounds and entered the final round in third place, three strokes behind Thomas and one behind Viktor Hovland. Made a 24-foot, 3-inch birdie putt on the first extra hole to extend the playoff before winning with a par on the third hole. **PGA Championship** - Won his first major championship title in his PGA Championship debut and second start in a major. Marked his third PGA TOUR victory in his 29th career start. Became the fourth player since WWII to win the PGA Championship before turning 24, joining Jack Nicklaus, Tiger Woods and Rory McIlroy. Became the first player to record a closing 36-hole score of 129 or better in PGA Championship history and the second winner to shoot a 64 or better in the final round. Became the ninth player to win the PGA Championship in his tournament debut and third to win a major in two or fewer starts. Led the field in Driving Accuracy, hitting 39 of 56 fairways, and Strokes Gained: Putting (8.076). Made an eagle at the par-4 16th in the final round, becoming the first player to make an eagle in the final round of the PGA Championship and go on to win since Rory McIlroy in 2014.

National Team Selections

Walker Cup : 2017 **Arnold Palmer Cup** : 2017, 2018 **Eisenhower Trophy** : 2018

Career Records

PGA TOUR (Playoff Record: 1-1)

Season	Events	Rounds	1st	2nd	3rd	Top 10	Top 25	Cuts Made	Cuts Missed	WD	FedExCup Rank	Earnings
Total:	32	118	3	2		10	17	29	3			\$7,005,757
2020	21	80	2	1		7	13	19	2		6	\$5,250,868
2019	9	32	1	1		3	4	9			59	\$1,754,890
2018	1 (A)	4										
2017	1 (A)	2							1			

(A) - Amateur

Top Tournaments

PGA TOUR	THE PLAYERS Championship	Masters Tournament	PGA Championship	U.S. Open	The Open Championship	WGC-HSBC Champions	WGC-Mexico	WGC-Dell Technologies Match Play	WGC-FedEx St. Jude Inv
2020	CNLT						142		120
2019				T35					

FedExCup Playoffs

THE NORTHERN TRUST	Dell Technologies Championship	BMW Championship	TOUR Championship
2020 CUT		T20	6
2019 T52		T48	

Personal

- Son of Blaine and Debbie and has a brother, Garrett.
- Graduated from Cal in 2019 with a degree in Business Administration.



Sebastián Muñoz (Moon-yos)

Height: 6'0" (1.83 m)

Weight: 185 (83 kg)

Age: 27 (January 04, 1993)

Birthplace: Bogota, Colombia

Residence: Bogota, Colombia

Family: Single

Education: University of North Texas (2015, Business Administration and Entrepreneurship)

Special Interests: Sports, movies

Turned Professional: 2015

City plays from: Bogota, Colombia

Exempt Status

PGA TOUR Tournament winner (thru 2022-23)

Career Victories

PGA TOUR Victories (1):

2020 (1) Sanderson Farms Championship.

Korn Ferry Tour Victories (1):

2016 (1) Club Colombia Championship Presented by Claro.

2019-20 Season Highlights

Won his first career PGA TOUR title at the Sanderson Farms Championship and advanced to the TOUR Championship for the first time, finishing the season tied for eighth in the FedExCup standings with Rory McIlroy and Patrick Reed. Marked his second consecutive appearance in the FedExCup Playoffs and second total. Took over the lead in the FedExCup standings for the first time in his career following the Sanderson Farms Championship and held it for a total of three weeks. Recorded five top-10s, more than his previous two seasons combined, and made the cut in 16 of 26 starts.

PGA TOUR

Sanderson Farms Championship - Defeated Sungjae Im in a playoff at the Sanderson Farms Championship to earn his first PGA TOUR victory. Birdied the 72nd hole to force extra holes with Im and made a par to win on the first playoff hole. Became the first Colombian player to win on the PGA TOUR since Camilo Villegas at the 2014 Wyndham Championship. Became the sixth consecutive player to make the Sanderson Farms Championship his first TOUR win. Posted the week's lowest score with a bogey-free 9-under 63 in the third round. **The RSM Classic** - Finished third at The RSM Classic, the third top-three finish of his career and second of the season. Led the field in Total Driving (20), ranking seventh in Driving Distance (299.5 yards) and 13th in Driving Accuracy Percentage (83.93%).

Career Records

PGA TOUR (Playoff Record: 1 - 0)

Season	Events	Rounds	1st	2nd	3rd	Top 10	Top 25	Cuts Made	Cuts Missed	WD	FedExCup Rank	Earnings
Total:	71	219	1		2	9	16	41	30			\$4,392,382
2020	26	84	1		1	5	9	16	10	8		\$2,864,142
2019	26	80				3	6	16	10	117		\$946,666
2018	2	6						1	1			\$17,675
2017	17	49			1	1	1	8	9	153		\$563,900

(A) - Amateur

Top Tournaments

PGA TOUR	THE PLAYERS Championship	Masters Tournament	PGA Championship	U.S. Open	The Open Championship	WGC-HSBC Champions	WGC-Mexico	WGC-Dell Technologies Match Play	WGC-FedEx St. Jude Inv
2020	CNLT		CUT				114		
2018				CUT					
2017					CUT				

FedExCup Playoffs

	THE NORTHERN TRUST	Dell Technologies Championship	BMW Championship	TOUR Championship
2020	118		18	18
2019	T43			

Personal

- Got his start in golf from his father at the age of 3.
- Was proficient in volleyball and disc throwing before concentrating fully on golf.
- Played college golf at the University of North Texas (2011-15) with fellow professionals Carlos Ortiz and Rodolfo Cazaubón.



Grayson Murray

Height: 6'1" (1.85 m)
Weight: 200 (90 kg)
Age: 27 (October 01, 1993)
Birthplace: Raleigh, North Carolina
Residence: Raleigh, North Carolina
Family: Single

Education: Arizona State University
Turned Professional: 2015
City plays from: Raleigh, NC, United States

Exempt Status

PGA TOUR Major Medical Extension

Career Victories

PGA TOUR Victories (1):

2017 (1) Barbasol Championship.

Korn Ferry Tour Victories (1):

2016 (1) Nationwide Children's Hospital Championship.

2019-20 Season Highlights

PGA TOUR

Safeway Open - Made a hole-in-one at the Safeway Open (MC), the third of his PGA TOUR career, aching the 189-yard par-3 second with a 7-iron in round two.

Career Records

PGA TOUR (Playoff Record: 0 - 0)

Season	Events	Rounds	1st	2nd	3rd	Top 10	Top 25	Cuts Made	Cuts Missed	WD	FedExCup Rank	Earnings
Total:	81	236	1			5	16	43	30	8		\$2,895,018
2020	14	36				1	1	5	7	2	186	\$244,150
2019	14	36					1	5	6	3	214	\$125,511
2018	22	72				2	7	15	5	2	119	\$1,056,628
2017	30	90	1			2	7	18	11	1	66	\$1,468,728
2013	1 (A)	2							1			

(A) - Amateur

Top Tournaments

PGA TOUR	THE PLAYERS Championship	Masters Tournament	PGA Championship	U.S. Open	The Open Championship	WGC-HSBC Champions	WGC-Mexico	WGC-Dell Technologies Match Play	WGC-FedEx St. Jude Inv
2019	CUT								
2018	T30								
2017	T79		T22						
2013				CUT					

FedExCup Playoffs

	THE NORTHERN TRUST	Dell Technologies Championship	BMW Championship	TOUR Championship
2018	W/D			
2017	T62	T25	T51	

Player Statistics

Career Low Round: 63 - 2017 AT&T Byron Nelson (Round 2)

Career High FedExCup Rank: #9 : 2018 Safeway Open

Career High Official World Golf Rank: #85 : 2017 PGA Championship

Career Largest Paycheck: \$630,000 : 2017 Barbasol Championship (Finished 1)

Personal

- Would be a golf course architect if he did not play professional golf.
- Earliest golf memory was meeting Arnold Palmer when he was 9.
- Would like to trade places with Will Ferrell for a day so he could make everybody laugh.
- Supports The First Tee of the Triangle, providing kids in his hometown the opportunity to learn the game.



Kevin Na^(NAH)

Height: 5'11" (1.8 m)
Weight: 167 (76 kg)
Age: 37 (September 15, 1983)
Birthplace: Seoul, South Korea
Residence: Las Vegas, Nevada
Family: Jullianne; Sophia Ria, Leo LeeWoo

Turned Professional: 2001
City plays from: Las Vegas, NV, United States

Exempt Status

PGA TOUR Tournament winner (thru 2022-23)

Career Victories

PGA TOUR Victories (4):

2011 (1) Justin Timberlake Shriners Hospitals for Children Open. **2018 (1)** A Military Tribute at The Greenbrier. **2019 (1)** Charles Schwab Challenge. **2020 (1)** Shriners Hospitals for Children Open.

Korn Ferry Tour Victories (1):

2006 (1) Mark Christopher Charity Classic Pres'd by County of San Bernardino.

2019-20 Season Highlights

Won his fourth PGA TOUR title at the Shriners Hospitals for Children Open and advanced to the TOUR Championship for the seventh time, ending the season tied for No. 27 in the FedExCup standings. Marked his third consecutive season with at least one win and seventh straight qualifying for the FedExCup Playoffs (13th total). Recorded four top-10s and made 15 cuts in 21 starts.

PGA TOUR

A Military Tribute at The Greenbrier - Finished T14 in his title defense at A Military Tribute at The Greenbrier. Celebrated his 36th birthday with a final-round 2-under 68. **Shriners Hospitals for Children Open** - Collected his fourth PGA TOUR victory at the Shriners Hospitals for Children Open, defeating Patrick Cantlay in a playoff to win the event for the second time. Earned his third victory in a 30-start span after his first 369 starts resulted in one. Made 558 feet, 11 inches of putts, becoming the first player to reach that mark in a 72-hole event in the ShotLink era. Strokes Gained: Putting figure of 14.263 had also not been reached previously in the ShotLink era. Became the fifth player in TOUR history to play two consecutive rounds in 123 strokes or better (62/R2, 61/R3). Became the second player in TOUR history to record multiple rounds of 62 or better in two different starts, also having done so at the 2019 Charles Schwab Challenge. Became the first player since Rickie Fowler at the 2019 Waste Management Phoenix Open to make a triple bogey in the final round and go on to win (par-4 10th). Won a playoff for the first time in his fourth attempt.

Career Records

PGA TOUR (Playoff Record: 1 - 3)												
Season	Events	Rounds	1st	2nd	3rd	Top 10	Top 25	Cuts Made	Cuts Missed	WD	FedExCup Rank	Earnings
Total:	417	1352	4	9	8	72	140	286	113	17		\$33,038,143
2020	21	71				4	8	15	5	1	27	\$2,794,402
2019	19	60	1			3	4	14	4	1	61	\$2,257,309
2018	26	86	1	1		4	9	20	6		28	\$3,578,316
2017	26	82				5	7	18	7	1	45	\$1,728,350
2016	26	93		2	2	8	14	22	4		28	\$3,441,291
2015	27	95		1		7	14	23	3	1	25	\$2,820,766
2014	27	94		2	1	6	14	20	7		24	\$3,153,107
2013	8	22				1	3		4	1	200	\$110,864
2012	25	79				6	10	18	5	1	52	\$2,029,943
2011	26	84	1		1	6	9	15	11		71	\$2,336,965
2010	26	93		1	1	4	9	23	3		26	\$2,021,815
2009	26	91			2	9	14	19	5	2	26	\$2,724,825
2008	29	97				3	6	21	7	2	93	\$1,041,059
2007	27	84				3	5	16	9	2	98	\$856,669
2006	11	31					2	5	5	1		\$146,099
2005	32	86		2		2	7	14	15	3		\$1,095,204
2004	32	96			1	2	7	19	11	1		\$901,158
2003	2	6						1	1			
2001	1	2							1			

(A) - Amateur

Top Tournaments

PGA TOUR	THE PLAYERS Championship	Masters Tournament	PGA Championship	U.S. Open	The Open Championship	WGC-HSBC Champions	WGC-Mexico	WGC-Dell Technologies Match Play	WGC-FedEx St. Jude Inv
2020	CN1		CUT				T9		T35
2019	T8	T46	CUT	CUT		T54	T36	T5	T43
2018	T46		T19		T51			T52	T31
2017	W/D	CUT	CUT	T32	T44	T54	T52	T9	
2016	CUT	T55	T22	7	T22	57	T35	17	T27
2015	T6	T12	CUT	T46	T58	T20	T9	T34	T15
2014	T38		CUT	T12	T54				T23
2013		59							
2012	T7	T12	DQ		T29	CUT		T33	T63
2011	CUT	CUT	T10	CUT	CUT		T35		
2010	CUT	CUT	T58	CUT	T27		T50	T33	
2009	T3		T43						
2008	T54								
2006	CUT								
2005	CUT		CUT						
2003									T71

FedExCup Playoffs

THE NORTHERN TRUST	Dell Technologies Championship	BMW Championship	TOUR Championship
2020	T39	T51	T27
2019	T77	DNS	
2018	T15	T12	25
2017	T29	T53	
2016	CUT	T20	29
2015	T20	T10	T16
2014	T9	T46	T19
2012	CUT	T26	
2011	CUT		
2010	T36	T3	T17
2009	T24	T8	30
2008	T31		
2007	CUT		

Player Statistics

Career Low Round: 61 - 2020 Shriners Hospitals for Children Open (Round 3)

Career High FedExCup Rank: #2 : 2020 Shriners Hospitals for Children Open

Career High Official World Golf Rank: #19 : 2016 Sanderson Farms Championship

Career Largest Paycheck: \$1,314,000 : 2019 Charles Schwab Challenge (Finished 1)

Personal

- Appeared in a January 2010 episode of "CSI: Las Vegas" on CBS along with Rocco Mediate, Duffy Waldorf, Gary McCord and David Feherty.
- A year after carding a 12-over 16 on the par-4 ninth hole in the first round of the 2011 Valero Texas Open, returned to San Antonio, taking the mishap in stride. Taped a segment for "Inside the PGA TOUR," using a chainsaw to remove a number of branches responsible for the high score a year earlier, was featured on ESPN's "SportsCenter" and various, local radio stations as he re-lived the headache. In the second round in 2012, hung the shirt he wore that fateful day on a tree branch as a sacrifice near the area from where he tried to play en route to the 16th hole.
- At age 8, Na's family moved from South Korea to the United States. Took up the game a year later and by the time he left the junior golf program, had become a top junior player in the U.S. Bypassed senior year of high school and college to turn professional at age 17.



Matthew NeSmith

Height: 6'0" (1.83 m)
Weight: 215 (97 kg)
Age: 27 (September 29, 1993)
Birthplace: North Augusta, South Carolina
Residence: Aiken, South Carolina
Family: Wife, Abigail

Education: University of South Carolina (2016, Sociology)
Turned Professional: 2016
City plays from: Aiken, SC, United States

Exempt Status

PGA TOUR Top 125 in 2019-20 FedExCup standings (thru 2020-21)

Career Victories

Korn Ferry Tour Victories (1):

2019 (1) Albertsons Boise Open presented by Kraft Nabisco.

Player Statistics

Career Low Round: 65 - 2020 Shriners Hospitals for Children Open (Round 3)

Career High FedExCup Rank: #58 : 2020 Puerto Rico Open

Career High Official World Golf Rank: #182 : 2020 Travelers Championship

Career Largest Paycheck: \$181,350 : 2020 AT&T Pebble Beach Pro-Am (Finished 11)

2019-20 Season Highlights

Was one of eight rookies to qualify for the FedExCup Playoffs, ending the season at No. 100 in the FedExCup standings. Made 13 of 23 cuts and recorded five top-25 finishes, highlighted by a T6 at the Puerto Rico Open.

Career Records

PGA TOUR (Playoff Record: 0-0)

Season	Events	Rounds	1st	2nd	3rd	Top 10	Top 25	Cuts Made	Cuts Missed	WD	FedExCup Rank	Earnings
Total:	28	78				1	5	13	15			\$783,232
2020	23	68				1	5	13	10	100		\$783,232
2017	1	2							1			
2016	1	2							1			
2015	1 (A)	2							1			
2013	1 (A)	2							1			
2012	1 (A)	2							1			

(A) - Amateur

Top Tournaments

PGA TOUR	THE PLAYERS Championship	Masters Tournament	PGA Championship	U.S. Open	The Open Championship	WGC-HSBC Champions	WGC-Mexico	WGC-Dell Technologies Match Play	WGC-FedEx St. Jude Inv
2015				CUT					

FedExCup Playoffs

THE NORTHERN TRUST	Dell Technologies Championship	BMW Championship	TOUR Championship
2020 CUT			

Personal

- Grew up in North Augusta, South Carolina. From the age of 8, attended the Masters every year until leaving for college. First Masters memory includes taking a photo with Bernhard Langer.
- His brother is a photo journalist in New York City and has photographed celebrities who have been on the cover of Vogue.
- Proposed to Abigail on the 18th green of Harbour Town Golf Links in March 2018. Abigail was on the equestrian team at South Carolina.
- He has been really close to Curing Kids Cancer, a non-profit based out of Atlanta, where Abigail has worked.
- Also has volunteered to build bikes for families who need them for Christmas.
- Loves to follow football recruiting.



Joaquin Niemann

Height: 6' (1.83 m)
Weight: 154 (69 kg)
Age: 21 (November 07, 1998)
Birthplace: Santiago, Chile
Residence: Santiago, Chile
Family: Single

Turned Professional: 2018
City plays from: Santiago, Chile

Exempt Status

PGA TOUR Tournament winner (thru 2022-23)

Career Victories

PGA TOUR Victories (1):

2020 (1) A Military Tribute at The Greenbrier.

Player Statistics

Career Low Round: 62 - 2020 A Military Tribute at The Greenbrier (Round 2)

Career High FedExCup Rank: #1 : 2020 A Military Tribute at The Greenbrier

Career High Official World Golf Rank: #50 : 2020 TOUR Championship

Career Largest Paycheck: \$1,350,000 : 2020 A Military Tribute at The Greenbrier (Finished 1)

2019-20 Season Highlights

Became the first player from Chile to win on the PGA TOUR, capturing his maiden PGA TOUR title at A Military Tribute at The Greenbrier, advancing to the TOUR Championship for the first time in his career and finishing the season tied for No. 27 in the FedExCup standings. Earned the victory in the first event of the season and qualified for the FedExCup Playoffs for the second consecutive season. Recorded four top-10s and made 15 cuts in 23 starts. Made his Presidents Cup debut, competing for the International Team for the first time.

PGA TOUR

A Military Tribute at The Greenbrier - Became the first player from Chile to win on the PGA TOUR, earning his first career victory at A Military Tribute at The Greenbrier. The six-stroke win came at the age of 20 years, 10 months, 8 days in his 44th start. Became the third player born outside the United States to win on the PGA TOUR before turning 21 in the last 95 years, joining Seve Ballesteros and Rory McIlroy. Birdied the last three holes to post a final-round 6-under 64, closing with a 64 for the third consecutive year at the event. Shared the second-round lead and led by two strokes going into the final round, becoming the first player in tournament history to win the title after holding a lead/co-lead after any round. Joined Stuart Appleby, Jonas Blixt, Angel Cabrera and Danny Lee as international winners of the event. Recorded first career sub-63 on the PGA TOUR in the second round (62). **BMW Championship** - Finished T3 at the BMW Championship, his second consecutive top-three result at the event. Held the outright 18-hole lead (fell to 1-for-6 with the 18-hole lead/co-lead) and a share of the 54-hole lead (fell to 1-for-4). Co-led the field in Par-5 Scoring Average (4.50).

National Team Selections

Presidents Cup : 2019 **Eisenhower Trophy** : 2016

Career Records

PGA TOUR (Playoff Record: 0 - 0)

Season	Events	Rounds	1st	2nd	3rd	Top 10	Top 25	Cuts Made	Cuts Missed	WD	FedExCup Rank	Earnings
Total:	66	222	1		1	12	17	46	20			\$5,558,613
2020	23	76	1		1	4	5	15	8		27	\$2,914,136
2019	28	96				4	6	21	7		67	\$1,434,519
2018	12	42				4	6	9	3			\$1,209,957
2018	1 (A)	2							1			
2017	2 (A)	6						1	1			

(A) - Amateur

Top Tournaments

PGA TOUR	THE PLAYERS Championship	Masters Tournament	PGA Championship	U.S. Open	The Open Championship	WGC-HSBC Champions	WGC-Mexico	WGC-Dell Technologies Match Play	WGC-FedEx St. Jude Inv
2020	CNLT		CUT						T52
2019			CUT		CUT				
2018		CUT	T71						
2017				CUT					

FedExCup Playoffs

	THE NORTHERN TRUST	Dell Technologies Championship	BMW Championship	TOUR Championship
2020	CUT		T3	T27
2019	T30		T31	

Personal

- Earned PGA TOUR card at age 19 in just his eighth TOUR start as a professional. When he turned professional in 2018, forfeited exemptions into the U.S. Open and Open Championship that year.
- His father gave him plastic clubs at the age of 2 growing up in Santiago, Chile and learned the game while practicing on the range at Club de Polo y Equitacion San Cristobal.
- Remembers hitting a 40-yard shot with real equipment at age four during a family BBQ at home and striking his grandmother in the leg. She wasn't seriously hurt but he said "it was a pretty good shot".
- Recruited by coach Steve Bradley, who already had his friend and fellow Chilean Claudio Correa on the roster at the University of South Florida, but did not attend after failing to gain entry due to his TOEFL (Test of English as a Foreign Language) scores.



Seung-Yul Noh (YOU-ul NO)

Height: 6'1" (1.85 m)
Weight: 165 (75 kg)
Age: 29 (May 29, 1991)
Birthplace: Gangwon-do, South Korea
Residence: Seoul, South Korea
Family: Single

Education: Korea University
Special Interests: Movies, meeting friends
Turned Professional: 2008
City plays from: Seoul, South Korea

Exempt Status

PGA TOUR Major Medical Extension

Career Victories

PGA TOUR Victories (1):

2014 (1) Zurich Classic of New Orleans.

Korn Ferry Tour Victories (1):

2013 (1) Nationwide Children's Hospital Championship.

Career Records

PGA TOUR (Playoff Record: 0 - 0)

Season	Events	Rounds	1st	2nd	3rd	Top 10	Top 25	Cuts Made	Cuts Missed	WD	FedExCup Rank	Earnings
Total:	180	549	1		1	12	39	109	65	5		\$6,992,789
2020	8	20					1	2	5	1	205	\$157,008
2018	1	4						1			229	\$44,516
2017	31	87				3	7	15	15	1	110	\$1,080,706
2016	28	81				1	5	16	11	1	125	\$661,711
2015	21	65			1	1	4	13	7	1	134	\$711,609
2014	27	92	1			3	6	20	6	1	35	\$2,115,234
2013	25	67				1	3	11	13		160	\$391,763
2012	28	101				3	13	24	4		37	\$1,629,751
2011	6	18						5	1			\$119,070
2010	5	14						2	3			\$81,422

(A) - Amateur

Top Tournaments

PGA TOUR	THE PLAYERS Championship	Masters Tournament	PGA Championship	U.S. Open	The Open Championship	WGC-HSBC Champions	WGC-Mexico	WGC-Dell Technologies Match Play	WGC-FedEx St. Jude Inv
2017 T22									
2016					CUT				
2015 CUT	T38								
2014 T72			CUT	T52					T37
2013 T66									
2012			T21						
2011			T45	T30	T30		59	T33	
2010			T28	T40	CUT	T16			

FedExCup Playoffs

THE NORTHERN TRUST	Dell Technologies Championship	BMW Championship	TOUR Championship
2017 CUT			
2016 CUT			
2014 T53	T9	T23	
2012 T67	T13	T16	

Player Statistics

Career Low Round: 62 - 2012 Deutsche Bank Championship (Round 1)

Career High FedExCup Rank: #16 : 2014 Zurich Classic of New Orleans

Career High Official World Golf Rank: #61 : 2011 Farmers Insurance Open

Career Largest Paycheck: \$1,224,000 : 2014 Zurich Classic of New Orleans (Finished 1)

Personal

- Began playing golf at age 7. His dad bought him a junior set of golf clubs. He hit balls on the beach near his home in Seoul before school and then spent hours at the driving range after his studies were over for the day. Also played tennis, soccer and baseball before turning his sole attention to golf.
- Attended Kyung-gi High School in Seoul.
- Favorite pro team is Manchester United. Favorite show is "Unlimited Challenge," a popular program in South Korea.
- Supports the Korea University Hospital.



Alex Noren (NOR-en)

Height: 5'11" (1.8 m)
Weight: 165 (75 kg)
Age: 38 (July 12, 1982)
Birthplace: Stockholm, Sweden
Residence: Stockholm, Sweden
Family: Wife, Jennifer; Iris

Education: Oklahoma State University (2005, Business Marketing)
Special Interests: Soccer, cars
Turned Professional: 2005
City plays from: Stockholm, Sweden

Exempt Status

PGA TOUR Top 125 in 2019-20 FedExCup standings (thru 2020-21)

Career Victories

Player Statistics

Career Low Round: 64 - 2020 THE NORTHERN TRUST (Round 3)

Career High FedExCup Rank: #13 : 2018 World Golf Championships-Dell Technologies Match Play

Career High Official World Golf Rank: #8 : 2017 Quicken Loans National

Career Largest Paycheck: \$695,000 : 2018 World Golf Championships-Dell Technologies Match Play (Finished 3)

2019-20 Season Highlights

Qualified for the FedExCup Playoffs, advancing to the BMW Championship for the second time and finishing the season at No. 52 in the FedExCup standings. Claimed four top-10s, recording four or more in a season for the first time in his career, and made 13 cuts in 17 starts, highlighted by T3 at the 3M Open.

PGA TOUR

The RSM Classic - Finished T10 at The RSM Classic, his first top-10 on TOUR since a third-place result at the 2018 World Golf Championships-Dell Technologies Match Play.

National Team Selections

Arnold Palmer Cup : 2004, 2005 **Ryder Cup** : 2018 **Seve Trophy** : 2011 **World Cup** : 2011, 2016

Career Records

PGA TOUR (Playoff Record: 0 - 1)												
Season	Events	Rounds	1st	2nd	3rd	Top 10	Top 25	Cuts Made	Cuts Missed	WD	FedExCup Rank	Earnings
Total:	87	279		1	3	11	31	65	21	1		\$5,866,667
2020	17	56			1	4	8	13	4		52	\$1,274,003
2019	18	60					5	14	4		129	\$913,446
2018	18	60		1	2	3	10	14	4		43	\$2,699,150
2017	11	36				3	4	9	2			\$649,954
2016	4	14						3	1			\$50,227
2015	2	6						1	1			
2013	5	9					2	2	2	1		
2012	4	14				1	1	3	1			\$139,693
2011	4	14						3	1			\$64,708
2010	3	6						2	1			
2008	1	4					1	1				\$75,485

(A) - Amateur

Top Tournaments

PGA TOUR									
THE PLAYERS Championship	Masters Tournament	PGA Championship	U.S. Open	The Open Championship	WGC-HSBC Champions	WGC-Mexico	WGC-Dell Technologies Match Play	WGC-FedEx St. Jude Inv	
2020		T22							
2019 CUT	T62	T54	CUT	T11	T18	T62	T17	T12	
2018 T17	CUT	CUT	T25	T17	T31	T14	3	T31	
2017 10	CUT	T67	CUT	T6	T12	T55	T5	T28	
2016		T49	CUT	T46	T54				
2015			CUT			T56		DNS	
2013				W/D		T20	T17		
2012		T66	CUT	T9		69			
2011		T34	T51	CUT	T49			T53	
2010			CUT	CUT			T33	T53	
2009					T19				
2008				T19					

FedExCup Playoffs

THE NORTHERN TRUST	Dell Technologies Championship	BMW Championship	TOUR Championship
2020 T8		T40	
2018 CUT	T43	T24	

Personal

- Played collegiately at Oklahoma State, where he started as a freshman and was a two-time All-American selection. Teammates included Hunter Mahan and Pablo Martin.
- Grew up playing all sports before his attention focused on golf at age 8. Made first hole-in-one at age 12.
- If he weren't a golfer would want to be a F1 driver.



Henrik Norlander

Height: 6'4" (1.93 m)
Weight: 210 (95 kg)
Age: 33 (March 25, 1987)
Birthplace: Danderyd, Stockholm, Sweden
Residence: Augusta, Georgia
Family: Wife, Julie; William

Education: Augusta University (2011, Business Marketing)
Special Interests: Spending time with friends
Turned Professional: 2011
City plays from: Stockholm, Sweden

Exempt Status

PGA TOUR Top 125 in 2019-20 FedExCup standings (thru 2020-21)

Career Victories

Korn Ferry Tour Victories (2):

2015 (1) Hotel Fitness Championship. **2019 (1)** Wichita Open Supporting Wichita's Youth.

Player Statistics

Career Low Round: 64 - 2016 Travelers Championship (Round 4)

Career High FedExCup Rank: #51 : 2020 Sony Open in Hawaii

Career High Official World Golf Rank: #136 : 2020 3M Open

Career Largest Paycheck: \$396,000 : 2017 The RSM Classic (Finished 2)

2019-20 Season Highlights

Qualified for the FedExCup Playoffs for the first time in his third season as a member, finishing the season No. 76 in the FedExCup standings. Recorded three top-10s, highlighted by a T5 at The RSM Classic, after entering the season with one top-10 in his career. Made the cut in 14 of 23 starts.

PGA TOUR

The RSM Classic - Finished T5 at The RSM Classic, his second career top-five on TOUR and second at the event.

National Team Selections

Arnold Palmer Cup : 2009, 2010, 2011 **Eisenhower Trophy** : 2008, 2010

Career Records

PGA TOUR (Playoff Record: 0 - 1)

Season	Events	Rounds	1st	2nd	3rd	Top 10	Top 25	Cuts Made	Cuts Missed	WD	FedExCup Rank	Earnings
Total:	74	237		1		4	12	48	26			\$2,395,795
2020	23	74				3	6	14	9		76	\$1,175,431
2019	1	4						1				\$14,592
2018	1	4						1				\$14,012
2017	5	18		1		1	2	4	1			\$498,914
2016	21	67					1	15	6		164	\$290,889
2014	1	2						1				
2013	22	68					3	13	9		159	\$401,958

(A) - Amateur

Top Tournaments

PGA TOUR	THE PLAYERS Championship	Masters Tournament	PGA Championship	U.S. Open	The Open Championship	WGC-HSBC Champions	WGC-Mexico	WGC-Dell Technologies Match Play	WGC-FedEx St. Jude Inv
2014				CUT					

FedExCup Playoffs

THE NORTHERN TRUST	Dell Technologies Championship	BMW Championship	TOUR Championship
2020 CUT			

Personal

- Favorite golf memory was when his dad took him to St. Andrews as a boy.
- Follows the Detroit Red Wings.
- Enjoys watching Roger Federer.
- Dream foursome would include Federer, Pete Sampras and Johnny Cash.



Sean O'Hair

Height: 6'2" (1.88 m)
Weight: 180 (82 kg)
Age: 38 (July 11, 1982)
Birthplace: Lubbock, Texas
Residence: Lubbock, Texas
Family: Wife, Jaclyn; Molly Kate, Luke, Grady, Trevor Ryan

Special Interests: Football, basketball, racing
Turned Professional: 1999
City plays from: Scottsdale, AZ, United States

Exempt Status

PGA TOUR Major Medical Extension

Career Victories

PGA TOUR Victories (4):

2005 (1) John Deere Classic. **2008 (1)** PODS Championship. **2009 (1)** Quail Hollow Championship. **2011 (1)** RBC Canadian Open.

Player Statistics

Career Low Round: 63 - 2014 Shriners Hospitals for Children Open (Round 3)

Career High FedExCup Rank: #3 : 2009 Quail Hollow Championship

Career High Official World Golf Rank: #12 : 2009 HP Byron Nelson Championship

Career Largest Paycheck: \$1,170,000 : 2009 Quail Hollow Championship (Finished 1)

2019-20 Season Highlights

Korn Ferry Tour

The Bahamas Great Exuma Classic at Sandals Emerald Bay - Carded a back-nine 34 during the final round to rise to T4 at 6-under 282 at The Bahamas Great Exuma Classic at Sandals Emerald Bay.

National Team Selections

Presidents Cup : 2009

Career Records

PGA TOUR (Playoff Record: 1 - 1)												
Season	Events	Rounds	1st	2nd	3rd	Top 10	Top 25	Cuts Made	Cuts Missed	WD	FedExCup Rank	Earnings
Total:	366	1172	4	7	4	43	106	244	111	14		\$23,946,110
2020	2	6						1	1		238	\$19,204
2019	9	23				1	1	4	4	1	202	\$201,352
2018	22	63		1		2	4	12	9	1	106	\$1,104,865
2017	25	84		1		5	8	19	6	1	62	\$1,873,856
2016	27	89		1		2	7	18	8	1	27	\$1,702,713
2015	26	86		1		3	8	18	8	1	42	\$1,662,300
2014	25	77				1	2	14	11	1	160	\$408,793
2013	22	56					2	7	12	3	170	\$268,614
2012	24	84		1		2	7	19	4		81	\$1,160,981
2011	24	70	1			1	6	13	11		58	\$1,483,948
2010	25	82				3	11	19	6		47	\$1,859,040
2009	23	76	1	1		9	14	18	4	1	5	\$4,316,493
2008	25	81	1		2	3	6	17	8		75	\$2,089,857
2007	28	98				5	14	21	6	1	58	\$1,921,226
2006	30	98			1	2	7	20	9	1		\$1,411,387
2005	29	99	1	1		4	9	24	4	1		\$2,461,482

(A) - Amateur

Top Tournaments

PGA TOUR	THE PLAYERS Championship	Masters Tournament	PGA Championship	U.S. Open	The Open Championship	WGC-HSBC Champions	WGC-Mexico	WGC-Dell Technologies Match Play	WGC-FedEx St. Jude Inv
2018	W/D								
2017	CUT	CUT	T33	CUT	T62	T63	T65		
2016	T64								
2015	CUT		T72						
2013	T43								
2012	CUT	T32	DQ						
2011	T19	CUT	T64		CUT			T33	T59
2010	T22	T30	CUT		T12		T18	T17	5
2009	CUT	T10	75		T23	T65	T13	T5	T70
2008	CUT	T14	T31		82		W/D		T12
2007	11		T42		CUT	T67			
2006	T58	CUT	T12		T26	T14	T54	T17	
2005			T59		T15		T35		T51

FedExCup Playoffs			
THE NORTHERN TRUST	Dell Technologies Championship	BMW Championship	TOUR Championship
2018	T28		
2017	69	CUT	T20
2016	T2	T53	T52
2015	T45	T4	T53
2012	T54	T64	
2011	CUT	T25	T37
2010	T31	CUT	T37
2009	CUT	T8	4
2008	CUT	CUT	
2007	T25	T9	T57

Personal

- Turned pro during his senior year of high school when he was 17.
- He and his wife, Jaclyn, were married at age 20. She caddied for him on the mini-tours for two years. His father-in-law caddied for him his first three years on the TOUR.



Louis Oosthuizen (LOU-wee OOST-haze-un)

Height: 5'10" (1.78 m)
Weight: 180 (82 kg)
Age: 37 (October 19, 1982)
Birthplace: Mossel Bay, South Africa
Residence: Pinnacle Point, South Africa
Family: Wife, Nel-Mare (ma-REE); Jana (YA-nuh), Sophia, Emma

Special Interests: Hunting, movies
Turned Professional: 2002
City plays from: Albertinia, W.Cape, South Africa

Exempt Status

PGA TOUR Top 125 in 2019-20 FedExCup standings (thru 2020-21)

Career Victories

PGA TOUR Victories (1):

2010 (1) The Open Championship.

Player Statistics

Career Low Round: 63 - 2012 Deutsche Bank Championship (Round 3)

Career High FedExCup Rank: #5 : 2012 Deutsche Bank Championship

Career High Official World Golf Rank: #4 : 2013 Sony Open in Hawaii

Career Largest Paycheck: \$1,305,593 : 2010 The Open Championship (Finished 1)

2019-20 Season Highlights

Qualified for the FedExCup Playoffs for the seventh consecutive season and eighth overall, advancing to the BMW Championship and finishing No. 65 in the standings. Reached the BMW Championship for the eighth time. Made 11 of 13 cuts and recorded two top-10 finishes, both of which came in World Golf Championships events (3rd/WGC-HSBC Champions, T6/WGC-FedEx St. Jude Invitational). Competed for the International Team at the Presidents Cup, making his fourth consecutive appearance at the event.

PGA TOUR

World Golf Championships-HSBC Champions - Shot four scores in the 60s to finish third at the World Golf Championships-HSBC Champions, marking his sixth career top-five in a WGC event. Represented best finish on TOUR since the 2019 Valspar Championship (T2). Played the par-4s in 10-under, tied with Patrick Reed for best in the field.

National Team Selections

World Cup : 2011 **Presidents Cup** : 2013, 2015, 2017, 2019

Career Records

PGA TOUR (Playoff Record: 0 - 2)

Season	Events	Rounds	1st	2nd	3rd	Top 10	Top 25	Cuts Made	Cuts Missed	WD	FedExCup Rank	Earnings
Total:	184	579	1	8	4	34	81	137	44	8		\$21,315,944
2020	13	48			1	2	4	11	2		65	\$1,312,138
2019	19	64		1		5	10	16	3		21	\$2,539,183
2018	17	54			1	3	9	14	3		69	\$1,731,493
2017	18	62		2	1	4	9	17	1		31	\$3,105,422
2016	17	56		1		3	11	13	4		38	\$2,422,079
2015	20	63		2		6	10	16	4	2	30	\$3,251,174
2014	16	46				1	5	10	5	1	124	\$946,134
2013	12	28				1	4	6	4	3	154	\$497,408
2012	19	63		2	1	5	12	15	4	1	7	\$3,460,995
2011	15	45				2	4	10	5	1	148	\$717,965
2010	5	14	1			2	2	2	3			\$1,305,593
2009	6	14					1	3	3			\$12,660
2008	3	10						2	1			\$13,700
2007	1	4						1				
2006	2	6						1	1			
2004	1	2							1			

(A) - Amateur

Top Tournaments

PGA TOUR	THE PLAYERS Championship	Masters Tournament	PGA Championship	U.S. Open	The Open Championship	WGC-HSBC Champions	WGC-Mexico	WGC-Dell Technologies Match Play	WGC-FedEx St. Jude Inv
2020	CNL		T33			3	T51		T6
2019	T56	T29	T60	T7	T20		T25	T5	T20
2018	CUT	T12		T16	T28		T30	T9	T24
2017	T2	T41	T2	T23	CUT	T45	T48	T17	T50
2016	T28	T15	T22	T23	CUT	T44	T14	2	T21
2015	T69	T19	T30	T2	T2 (P)	T14	6	T5	T42
2014	CUT	25	T15	T40	T36	T15	T40	T5	61
2013	T19	CUT		W/D	W/D		T33	T17	DNS
2012	CUT	2 (P)	T21	CUT	T19	T6	T60	T17	4
2011	CUT	CUT	CUT	T9	T54	T7	T18	T33	T37
2010		CUT	CUT	CUT	1	T72			T9
2009		CUT	CUT		CUT		T20	T33	
2008			73				T68		
2007							T50		
2006					CUT		T32		
2004					CUT				

FedExCup Playoffs

	THE NORTHERN TRUST	Dell Technologies Championship	BMW Championship	TOUR Championship
2020	T13		T25	
2019	T6		T11	T21
2018	T28	T31	T58	
2017	T10	T30	T63	
2016	T18	T8	T17	
2015		T12	T19	W/D
2014	CUT			
2012	T5	2	T16	T23

Personal

- Comes from a strong tennis family with his father and brother both playing.
- A member of the Ernie Els Foundation in South Africa from 2000-02. The Ernie Els Foundation benefits families of limited resources and provides educational assistance and playing opportunities in order to produce successful young leaders and develop their playing ability to its full potential. "Getting into golf is very expensive. My dad is a farmer, and in the early years things weren't going that great on the farm. But when I was 17, I managed to become a member of Ernie's Foundation in South Africa and it was unbelievable what he did for me, helping with expenses and things like that."
- In 2009, founded the Louis 57 Academy at Mossel Bay Golf Club, part of the golf development program serving underprivileged children in the Mossel Bay Community in South Africa. Mossel Bay was site of his round of 57 during his amateur career on December 12, 2002.



Rob Oppenheim (OPP-un-hime)

Height: 5'10" (1.78 m)
Weight: 165 (75 kg)
Age: 40 (January 12, 1980)
Birthplace: Salem, Massachusetts
Residence: Orlando, Florida
Family: Wife, Lacey; Zoey, James

Education: Rollins College (2002, Economics)
Special Interests: Movies, running, all sports
Turned Professional: 2002
City plays from: Andover, MA, United States

Exempt Status

PGA TOUR Top 50 from 2019 Korn Ferry Tour (thru 2020-21)

Career Victories

Korn Ferry Tour Victories (1):

2015 (1) Air Capital Classic presented by Aetna.

Player Statistics

Career Low Round: 62 - 2020 Wyndham Championship (Round 3)

Career High FedExCup Rank: #24 : 2020 A Military Tribute at The Greenbrier

Career High Official World Golf Rank: #222 : 2018 Safeway Open

Career Largest Paycheck: \$216,000 : 2017 AT&T Pebble Beach Pro-Am (Finished 8)

2019-20 Season Highlights

Recorded one top-10 and finished the season No. 138 in the FedExCup standings. Made 11 cuts in 21 starts, highlighted by a T9 at the Puerto Rico Open.

PGA TOUR

Wyndham Championship - Played in the final pairing during the final round of the Wyndham Championship, recording a 2-over 72 to finish T15. In search of his first appearance in the FedExCup Playoffs, fell 40 FedExCup points shy of No. 125.

Career Records

PGA TOUR (Playoff Record: 0-0)

Season	Events	Rounds	1st	2nd	3rd	Top 10	Top 25	Cuts Made	Cuts Missed	WD	FedExCup Rank	Earnings
Total:	77	216				3	10	38	39			\$1,439,606
2020	21	61				1	5	11	10		138	\$454,470
2019	2	4							2			
2018	26	68					2	11	15		180	\$279,019
2017	4	12				1	1	2	2			\$224,190
2016	21	63				1	2	13	8		158	\$462,427
2014	1	2							1			
2006	2	6						1	1			\$19,500

(A) - Amateur

Top Tournaments

PGA TOUR	THE PLAYERS Championship	Masters Tournament	PGA Championship	U.S. Open	The Open Championship	WGC-HSBC Champions	WGC-Mexico	WGC-Dell Technologies Match Play	WGC-FedEx St. Jude Inv
2019				CUT					
2016				T37					
2014				CUT					

Personal

- Biggest thrill in golf was helping Rollins College win the 2002 national championship and earning PGA TOUR card in the fall of 2015.
- Favorite college team is Boston College. Favorite professional team is the New England Patriots.
- Superstitions include a lucky ball marker.
- Favorite cities to visit are Las Vegas and Montreal. Favorite vacation spot is Pebble Beach near Monterey, California.
- Dream foursome would include his father, brother and grandfather.
- He says he was better at baseball than golf growing up.
- Items on his bucket list include traveling around the world.
- His charity work involves the Boys & Girls Club of America and the Dana Farber Cancer Institute Jimmy Fund.
- Favorite band is U2.
- Enjoys eating pizza and watching Tom Brady play quarterback.
- Winner of 2004 New Hampshire Open. 2008 Bangor Open. 2009 Massachusetts Open, 2009 New Hampshire Open.



Carlos Ortiz

Height: 6'0" (1.83 m)
Weight: 150 (68 kg)
Age: 29 (April 24, 1991)
Birthplace: Guadalajara, Jalisco, Mexico
Residence: Dallas, Texas
Family: Wife, Haley; Sofia, Mila

Education: University of North Texas (2013, International Studies)
Turned Professional: 2013
City plays from: Guadalajara, Mexico

Exempt Status

PGA TOUR Top 125 in 2019-20 FedExCup standings (thru 2020-21)

Career Victories

Korn Ferry Tour Victories (3):

2014 (3) Panama Claro Championship, El Bosque Mexico Championship, WinCo Foods Portland Open presented by Kraft.

Player Statistics

Career Low Round: 62 - 2019 Desert Classic (Round 2)

Career High FedExCup Rank: #12 : 2020 Mayakoba Golf Classic

Career High Official World Golf Rank: #107 : 2015 Valero Texas Open

Career Largest Paycheck: \$544,800 : 2020 Mayakoba Golf Classic (Finished 2)

2019-20 Season Highlights

Qualified for the FedExCup Playoffs, advancing to the BMW Championship for the first time and finishing the season at No. 51 in the FedExCup standings. Marked second consecutive appearance in the FedExCup Playoffs and third total. Claimed three top-10s and made 14 cuts in 22 starts, highlighted by T2 finish at Mayakoba Golf Classic in his home country of Mexico.

PGA TOUR

Sanderson Farms Championship - Finished T4 at the Sanderson Farms Championship, collecting his second consecutive top five at the event. Played in the final pairing in the final round for the first time in his PGA TOUR career. **Houston Open** - Earned his fourth career top-five with a T4 at the Houston Open. Ranked second in the field in Strokes Gained: Around the Green (1.026 per round). **Mayakoba Golf Classic** - Earned first career runner-up on the PGA TOUR with a T2 at the Mayakoba Golf Classic. Was one of two players from Mexico to finish in the top-10, joining Abraham Ancer (T8). Co-led the field in Birdies (24).

Career Records

PGA TOUR (Playoff Record: 0 - 0)												
Season	Events	Rounds	1st	2nd	3rd	Top 10	Top 25	Cuts Made	Cuts Missed	WD	FedExCup Rank	Earnings
Total:	112	337		1	1	7	20	61	51			\$3,982,481
2020	22	72		1		3	6	14	8		51	\$1,631,474
2019	28	82			1	3	4	14	14		113	\$1,073,962
2018	1	4						1				\$20,789
2017	1	4						1				\$15,820
2016	29	75					1	10	19		172	\$263,466
2015	30	96				1	9	20	10		93	\$964,137
2014	1	4						1				\$12,834

(A) - Amateur

Top Tournaments

PGA TOUR										
	THE PLAYERS Championship	Masters Tournament	PGA Championship	U.S. Open	The Open Championship	WGC-HSBC Champions	WGC-Mexico	WGC-Dell Technologies Match Play	WGC-FedEx St. Jude Inv	
2020	CNL		CUT				T16			
2019				T52						
2016	CUT			CUT						

FedExCup Playoffs

	THE NORTHERN TRUST	Dell Technologies Championship	BMW Championship	TOUR Championship
2020	CUT		T25	
2019	T67			
2015	T24	T65		

Personal

- Grew up in Guadalajara, Mexico, playing at Guadalajara Country Club, the same home course where LPGA great Lorena Ochoa grew up playing. Is 10 years younger than Ochoa but recalls the work and dedication she put in on the range every day.
- Started to play golf with his father as a youth and picked golf over other sports because "it is the most challenging sport to play."
- Says he would probably be a businessman if he were not playing golf.
- Biggest thrill in golf is the adrenaline he gets in competition.
- Big fan of Real Madrid.
- Enjoys "Two and a Half Men" and the movie "The Untouchables."
- Favorite athlete in another sport is Roger Federer.
- Enjoys steak, sushi and Japanese food.
- His favorite vacation spot would have beaches or skiing.
- Dream foursome would include Tom Watson, Arnold Palmer and Jack Nicklaus.



Ryan Palmer

Height: 5'11" (1.8 m)
Weight: 175 (79 kg)
Age: 44 (September 19, 1976)
Birthplace: Amarillo, Texas
Residence: Colleyville, Texas
Family: Wife, Jennifer; Mason, Madelyn

Education: Texas A&M University (2000, Recreation)
Special Interests: Ryan Palmer Foundation, barbecuing, hunting, Dallas Cowboys and Texas A&M football
Turned Professional: 2000
City plays from: Colleyville, TX, United States

Exempt Status

PGA TOUR Tournament winner (thru 2021-22)

Career Victories

PGA TOUR Victories (4):

2004 (1) FUNAI Classic at the WALT DISNEY WORLD Resort. **2008 (1)** Ginn sur Mer Classic. **2010 (1)** Sony Open in Hawaii.
2019 (1) Zurich Classic of New Orleans.

Korn Ferry Tour Victories (1):

2003 (1) Clearwater Classic.

2019-20 Season Highlights

Qualified for the FedExCup Playoffs for the 12th time and advanced to the TOUR Championship for the third time in his career (first since the 2013-14 season), finishing tied for No. 24 in the FedExCup standings. Recorded five top-10s, highlighted by a runner-up at the Memorial Tournament presented by Nationwide, and made 15 cuts in 19 starts.

PGA TOUR

Sony Open in Hawaii - Earned a T4 at the Sony Open in Hawaii, his third top-10 at the event and first since 2014 (T8). Co-led the field in Driving Accuracy Percentage (80.36%) and Par-3 Scoring Average (2.81). **the Memorial Tournament presented by Nationwide** - Earned his 10th career runner-up on the PGA TOUR, finishing solo-second at the Memorial Tournament presented by Nationwide. Result came in his first start at the event since 2011. Qualified for the 2020 U.S. Open as one of the top two players not otherwise exempt in the top 10 and ties. Held a share of the second-round lead, falling to 2-for-9 for his career with the 36-hole lead/co-lead in individual stroke play events. Led the field in Strokes Gained: Approach The Green, gaining more than 2.5 strokes per round in that category over four rounds for the second time in his career (2.554 per round; first: 2015 The American Express).

Career Records

PGA TOUR (Playoff Record: 0 - 3)

Season	Events	Rounds	1st	2nd	3rd	Top 10	Top 25	Cuts Made	Cuts Missed	WD	FedExCup Rank	Earnings
Total:	422	1360	4	10	6	63	126	273	148	2		\$28,804,723
2020	19	68		1		5	11	15	4		24	\$2,724,926
2019	21	66	1		1	6	8	15	6		35	\$2,873,316
2018	22	63		1		3	6	13	9		63	\$1,484,445
2017	20	53				3	4	10	10		134	\$772,560
2016	23	86			1	3	10	20	3		34	\$1,794,141
2015	22	77		1		5	11	18	4		38	\$1,974,523
2014	23	85		2		8	10	20	3		14	\$2,924,300
2013	22	79				4	6	17	5		71	\$1,521,592
2012	24	81			1	4	10	16	8		55	\$1,501,215
2011	24	80		1		3	8	18	6		53	\$1,850,530
2010	27	84	1	1		5	9	15	12		23	\$2,985,296
2009	26	78				1	4	13	13		134	\$454,510
2008	22	69	1			3	7	12	10		94	\$1,453,183
2007	30	91			1	1	1	15	15	1	134	\$524,988
2006	30	99		1		4	8	20	10			\$1,092,853
2005	32	97		1	2	3	7	18	13	1		\$1,280,002
2004	33	100	1	1		2	6	18	15			\$1,592,344
2002	1	2							1			
1998	1 (A)	2							1			

(A) - Amateur

Top Tournaments

PGA TOUR	THE PLAYERS Championship	Masters Tournament	PGA Championship	U.S. Open	The Open Championship	WGC-HSBC Champions	WGC-Mexico	WGC-Dell Technologies Match Play	WGC-FedEx St. Jude Inv
2020	CNL		T43						T15
2019	CUT		CUT		CUT				
2018	T23								
2017	CUT			CUT					
2016	T23		T42		T30				
2015	CUT	T33	CUT	T52	T30	T22	T12	T52	T70
2014	T59		T5	CUT	T58				
2013	T5		T47	CUT					
2012	CUT	CUT	CUT						
2011	CUT	10	T19	T21	T30		T49	T17	
2010	CUT	CUT	T33			T46	T45		2
2009	CUT		CUT						
2007	T75			CUT					
2006	CUT		T49						
2005	CUT	T39	T47						T3
1998				CUT					

FedExCup Playoffs

THE NORTHERN TRUST	Dell Technologies Championship	BMW Championship	TOUR Championship
2020	T8	T40	T24
2019	T77	T43	
2018	T5	T65	
2016	T13	T4	
2015	T6	T23	
2014	T74	T4	7
2013	T66		
2012	T24	T45	
2011	T43	T49	
2010	T5	T43	28
2008	T62	T50	

Personal

- Established a fund through the Northern Texas PGA to help junior golfers with financial needs pay for tournament fees or NTPGA membership dues. Nominations for recipients of a grant from the Ryan Palmer Foundation are funneled through the NTPGA. In November 2009, the Palmer Foundation gave \$100,000 to The Children's Hospital at Northwest Texas Healthcare System in Amarillo, Texas, to build the Ryan Palmer Foundation Healing Garden, which includes a nine-hole putting green. He also donated \$50 per birdie and \$100 per eagle to the hospital in 2010 as a part of Birdies 4 "Brighter Smiles." The Ryan Palmer Foundation hosted the United Rentals Battle at the Byron on the Monday after the AT&T Byron Nelson to raise funds for the Brighter Smiles Initiative, which provides dental services for those kids who otherwise could not afford it. Website is ryanpalmerfoundation.org.



Rod Pampling (PAM-pling)

Height: 5'10" (1.78 m)
Weight: 175 (79 kg)
Age: 51 (September 23, 1969)
Birthplace: Redcliffe, Queensland, Australia
Residence: Double Oak, Texas
Family: Wife, Angela; Samuel, Willa, Eli

Special Interests: Sports, cars, fishing, hunting
Turned Professional: 1994
City plays from: Brisbane, Australia

Exempt Status

PGA TOUR Past champion beyond 150 in 2019-20 FedExCup (thru 2020-21)

Career Victories

PGA TOUR Victories (3):

2004 (1) The INTERNATIONAL. **2006 (1)** Bay Hill Invitational Presented by MasterCard. **2017 (1)** Shriners Hospitals for Children Open.

Korn Ferry Tour Victories (1):

2015 (1) BMW Charity Pro-Am Presented by SYNEX Corporation.

2019-20 Season Highlights

PGA TOUR Champions

Morocco Champions - Carded rounds of 68-68-71 to finish T8 in his season debut at the inaugural Morocco Champions. **Coloquard Classic** - Carded rounds of 67-68-70 for a T3 finish at the Coloquard Classic, his best finish on PGA TOUR Champions. **The Ally Challenge** - Posted rounds of 68-69-68 at The Ally Challenge and finished T4, his third top-10 in his first five starts of the year.

Career Records

PGA TOUR (Playoff Record: 0-0)												
Season	Events	Rounds	1st	2nd	3rd	Top 10	Top 25	Cuts Made	Cuts Missed	WD	FedExCup Rank	Earnings
Total:	407	1260	3	1	4	38	92	252	154	1		\$16,039,993
2020	4	11						1	3		227	\$18,338
2019	22	52						5	17		221	\$102,127
2018	20	58						11	9		203	\$183,806
2017	22	71	1			1	2	13	9		74	\$1,539,422
2016	18	50						9	8	1	195	\$142,433
2015	10	27				1	2	6	4		192	\$189,055
2014	7	18				1	1	4	3		203	\$154,051
2013	16	42						7	9		194	\$110,451
2012	26	84				1	4	17	9		107	\$620,893
2011	21	72				2	6	14	7		119	\$668,768
2010	26	77					2	12	14		151	\$299,264
2009	23	71				3	7	15	8		92	\$956,897
2008	28	80		1	1	5	10	14	14		98	\$1,702,952
2007	25	90			1	2	9	22	3		53	\$1,475,970
2006	24	84	1		1	6	9	21	3			\$2,664,673
2005	26	84				6	10	21	5			\$1,613,815
2004	26	94	1			2	10	22	4			\$1,737,725
2003	27	83			1	5	9	16	11			\$1,064,974
2002	29	94				3	11	19	10			\$776,903
2001	1	2							1			
1999	6	16						3	3			\$17,476

(A) - Amateur

Top Tournaments

PGA TOUR									
	THE PLAYERS Championship	Masters Tournament	PGA Championship	U.S. Open	The Open Championship	WGC-HSBC Champions	WGC-Mexico	WGC-Dell Technologies Match Play	WGC-FedEx St. Jude Inv
2018	CUT								
2017	T48	CUT	CUT						T74
2016					CUT				
2015					CUT				
2014				CUT					
2012	T56			70					
2010	CUT								
2009	T79		CUT	CUT	CUT	T40	T9	T33	
2008	CUT		CUT	T14	CUT		T9		T56
2007	T44	T37	T42	CUT	T27		T28	T17	T14
2006	CUT	T16	CUT	T32	T35		T38	T33	T45
2005	T27	T5	CUT	CUT	T78		T41	T33	T13
2004	T58		T55		T27				T14
2003	CUT		T14	CUT					
1999					CUT		T37		

FedExCup Playoffs

	THE NORTHERN TRUST	Dell Technologies Championship	BMW Championship	TOUR Championship
2017	T54	79		
2012	T46			
2011	CUT			
2009	T41	CUT		
2008	CUT	CUT		
2007	T35	T41	T38	

Personal

- Began playing primarily in the United States beginning in 2000 when the Aussie relocated to Flower Mound, Texas.
- Wife, Angela, is a clinical psychologist. "She gets to see everything I do out there. I'm kind of lucky. I have a psychologist out there 24 hours a day. She doesn't lie. I can't kid myself."
- Worked as a golf course superintendent.
- If he weren't in golf he would be a race-car driver.
- He accepts questions and comments at rodpampling@inter-sport.com.au.



C.T. Pan

Height: 5'6" (1.68 m)
Weight: 145 (66 kg)
Age: 28 (November 12, 1991)
Birthplace: Miaoli, Chinese Taipei
Residence: Bellevue, Washington
Family: Wife, Yingchun Lin (Michelle)

Education: University of Washington (2015, Communications)
Special Interests: Movies, tennis
Turned Professional: 2015
City plays from: Taiwan

Exempt Status

PGA TOUR Tournament winner (thru 2021-22)

Career Victories

PGA TOUR Victories (1):

2019 (1) RBC Heritage.

Mackenzie Tour-PGA TOUR Canada Victories (2):

2015 (2) The Players Cup, Cape Breton Celtic Classic presented by PC Financial.

National Team Selections

Presidents Cup : 2019 **Olympic Games :** 2016 **World Cup :** 2016 **Eisenhower Trophy :** 2006, 2014

Career Records

PGA TOUR (Playoff Record: 0-0)												
Season	Events	Rounds	1st	2nd	3rd	Top 10	Top 25	Cuts Made	Cuts Missed	WD	FedExCup Rank	Earnings
Total:	108	338	1	2	1	7	22	65	43			\$5,906,889
2020	19	56					1	9	10		178	\$329,997
2019	25	82	1		1	2	6	17	8		37	\$2,362,399
2018	30	98		1		2	10	22	8		35	\$1,881,787
2017	29	86		1		3	4	14	15		88	\$1,267,649
2015	2	8					1	2				\$65,056
2014	1 (A)	2							1			
2013	1 (A)	4						1				
2011	1 (A)	2							1			

(A) - Amateur

Top Tournaments

PGA TOUR										
	THE PLAYERS Championship	Masters Tournament	PGA Championship	U.S. Open	The Open Championship	WGC-HSBC Champions	WGC-Mexico	WGC-Dell Technologies Match Play	WGC-FedEx St. Jude Inv	
2020			CUT							T72
2019	T72		CUT		CUT	T22				T48
2018	T46									
2017										
2015					T64					
2014					CUT					
2013					T45					
2011					CUT					

FedExCup Playoffs

	THE NORTHERN TRUST	Dell Technologies Championship	BMW Championship	TOUR Championship
2019	T24		T31	
2018	T60	T4	T38	
2017	T49	T47		

Personal

- Youngest of six children (four sisters and one brother).
- Introduced to golf when he was 5 by his mother who was a caddy at a local golf course in Chinese Taipei.
- Attended IMG Academy in Bradenton, Florida.
- Favorite professional team is the Seattle Seahawks.
- Dream foursome would include Luke Donald, Adam Scott and Gary Player.



Cameron Percy

Height: 6'0" (1.83 m)
Weight: 180 (82 kg)
Age: 46 (May 05, 1974)
Birthplace: Chelsea, Victoria, Australia
Residence: Raleigh, North Carolina
Family: Wife, Katie; Liam, Ashton, Tyler

Special Interests: Horses, movies, greyhound racing, American politics
Turned Professional: 1998
City plays from: Raleigh, NC, United States

Exempt Status

PGA TOUR Top 50 from 2019 Korn Ferry Tour (thru 2020-21)

Career Victories

Korn Ferry Tour Victories (1):

2014 (1) Price Cutter Charity Championship presented by Dr Pepper.

Player Statistics

Career Low Round: 62 - 2010 Justin Timberlake Shriners Hospitals for Children Open (Round 3)

Career High FedExCup Rank: #14 : 2020 Safeway Open

Career High Official World Golf Rank: #182 : 2010 SBS Championship

Career Largest Paycheck: \$378,400 : 2010 Justin Timberlake Shriners Hospitals for Children Open (Finished 2)

2019-20 Season Highlights

Recorded one top-10 and finished the season No. 143 in the FedExCup standings, failing to qualify for the FedExCup Playoffs for the eighth consecutive season. Made eight cuts in 17 starts, highlighted by a T7 at the Safeway Open.

PGA TOUR

Safeway Open - Finished T7 at the Safeway Open to earn his best result on TOUR since the 2018 Barbasol Championship (T7). Played the par-4s in 7-under, tied for best in the field.

Career Records

PGA TOUR (Playoff Record: 0 - 1)												
Season	Events	Rounds	1st	2nd	3rd	Top 10	Top 25	Cuts Made	Cuts Missed	WD	FedExCup Rank	Earnings
Total:	153	455	1			7	24	87	61	4		\$3,559,301
2020	17	45				1	3	8	7	2	143	\$470,679
2018	16	50				2	2	11	5		168	\$387,612
2017	23	65				1	6	14	8	1	144	\$623,694
2016	15	45					2	10	5		168	\$313,456
2015	23	70				1	4	13	10		150	\$575,943
2013	21	66					1	13	7		158	\$277,336
2011	12	39				1	3	7	5		177	\$290,319
2010	25	73		1		1	3	11	13	1	168	\$620,262
2003	1	2							1			
(A) - Amateur												

Top Tournaments

PGA TOUR									
THE PLAYERS Championship	Masters Tournament	PGA Championship	U.S. Open	The Open Championship	WGC-HSBC Champions	WGC-Mexico	WGC-Dell Technologies Match Play	WGC-FedEx St. Jude Inv	
2010				CUT					
2003				CUT					

Personal

- Growing up, played every other sport but golf including Aussie rules, cricket, tennis, soccer and basketball. Did not start playing golf until age 15, using an old set of his grandmother's clubs.
- Non-golf related jobs include working as a sports reporter and a bartender.
- Lists qualifying for the 2003 Open Championship with wife, Katie, on the bag, as his biggest thrill in golf.
- Lists Peter Daicos (Australian football legend) as his hero.
- Favorite golf course played is St. Andrews.
- Favorite professional team is the Collingwood Football Club. Favorite book is Confessions of an Economic Hitman. Favorite food is steak.



Pat Perez

Height: 6'0" (1.83 m)
Weight: 190 (86 kg)
Age: 44 (March 01, 1976)
Birthplace: Phoenix, Arizona
Residence: Scottsdale, Arizona
Family: Wife, Ashley; Piper Ashley

Education: Arizona State University
Special Interests: ATVs, motorcycles, baseball (San Diego Padres), football (Arizona Cardinals), wine
Turned Professional: 1997
City plays from: Scottsdale, AZ, United States

Exempt Status

PGA TOUR Tournament winner (thru 2020-21)

Career Victories

PGA TOUR Victories (3):

2009 (1) The 50th Bob Hope Classic hosted by Arnold Palmer. **2017 (1)** OHL Classic at Mayakoba. **2018 (1)** CIMB Classic.

Korn Ferry Tour Victories (1):

2000 (1) BUY.COM Ozarks Open.

2019-20 Season Highlights

Advanced to the FedExCup Playoffs for the fourth consecutive season and 13th overall, finishing the season No. 90 in the FedExCup standings. Collected a pair of top-10s and made 12 cuts in 18 starts.

PGA TOUR

Shriners Hospitals for Children Open - Finished solo-third at the Shriners Hospitals for Children Open, his best finish since winning the 2017 CIMB Classic. Second-round 62 represented his lowest score since the 2016 Mayakoba Golf Classic (62/R3).

Career Records

PGA TOUR (Playoff Record: 0-0)												
Season	Events	Rounds	1st	2nd	3rd	Top 10	Top 25	Cuts Made	Cuts Missed	WD	FedExCup Rank	Earnings
Total:	464	1471	3	6	5	60	140	302	135	25		\$26,557,345
2020	18	55			1	2	4	12	4	2	90	\$1,010,905
2019	21	62				3	4	13	6	2	125	\$1,103,241
2018	23	75	1	1		4	7	19	4	1	39	\$2,962,641
2017	26	90	1	1	1	6	14	22	3	1	15	\$4,361,400
2016	11	28						3	8		222	\$47,840
2015	26	96				2	11	22	4		45	\$1,588,664
2014	25	84		1		3	7	18	6	1	98	\$1,315,080
2013	22	69				4	6	14	6	1	98	\$974,800
2012	23	79				1	9	18	4	1	54	\$1,064,053
2011	24	76		1		4	7	15	7	2	75	\$1,295,253
2010	27	90				3	7	18	8	1	90	\$947,588
2009	22	72	1			2	6	16	6		46	\$1,720,360
2008	27	92				6	12	21	6		71	\$1,756,038
2007	27	84			1	6	11	16	9	2	44	\$1,678,295
2006	19	50			1	1	4	9	6	3		\$719,507
2005	28	89				4	9	18	8	2		\$1,258,087
2004	32	100			1	1	7	18	13	1		\$723,724
2003	33	93				2	5	16	14	3		\$578,141
2002	30	87		2		6	10	14	13	2		\$1,451,726

(A) - Amateur

Top Tournaments

PGA TOUR	THE PLAYERS Championship	Masters Tournament	PGA Championship	U.S. Open	The Open Championship	WGC-HSBC Champions	WGC-Mexico	WGC-Dell Technologies Match Play	WGC-FedEx St. Jude Inv
2020	CINL								
2019			T78			T37			
2018	CUT		T35	T36	T17	T24			T63
2017	T22	CUT T18	T28	CUT	CUT		T20	T52	69
2015	T17		CUT						
2014	T48		T46						
2013	CUT								
2012	T25		T21						
2011	CUT								
2010	CUT								
2009	T68	CUT	CUT			T10	T35	T17	T22
2008	T42		T58	T36	CUT			T33	
2007	CUT		T18	CUT	T20				
2006	T3		CUT						
2005	T32		T6		T67				
2004	CUT			T40					
2003	CUT	T45							
2002			70	CUT					

FedExCup Playoffs

THE NORTHERN TRUST	Dell Technologies Championship	BMW Championship	TOUR Championship
2020	W/D		
2019	CUT		
2018	T40	W/D	T55
2017	T34	T6	T12
2015	T20	T29	T45
2014	CUT	W/D	
2013	CUT	T70	
2012	T38	T26	T45
2011	W/D	T61	
2010	T60	CUT	
2009	CUT	T27	T49
2008	CUT	T21	
2007	CUT	W/D	T18

Personal

- Brother Mike played on the Korn Ferry Tour in 2002 and 2006 and was a participant on Golf Channel's "Big Break Disney Golf" in 2009. They were the only brothers to play in the 2001 Qualifying Tournament finals at Bear Lakes CC in West Palm Beach, Florida.
- Took part in a charity fundraising event in 2009 for the Ten Rainbows Foundation to help raise funds for underprivileged children and families.
- Heavily involved with Perez family charity Operation Game On, which helps combat-injured troops learn golf as a form of rehab and therapy.
- Married Ashley Pendley on New Year's Eve 2015.
- In 2016, teamed up with Bill Murray and his brothers to help launch William Murray Golf as the brand's first ambassador.



Scott Piercy

Height: 6'0" (1.83 m)
Weight: 185 (84 kg)
Age: 41 (November 06, 1978)
Birthplace: Las Vegas, Nevada
Residence: Las Vegas, Nevada
Family: Wife, Sara; Cole, Brennan, Jett

Education: San Diego State University (2001, Public Administration)
Special Interests: Spending time with family, cars
Turned Professional: 2001
City plays from: Las Vegas, NV, United States

Exempt Status

PGA TOUR Tournament winner (thru 2020-21)

Career Victories

PGA TOUR Victories (4):

2011 (1) Reno-Tahoe Open. **2012 (1)** RBC Canadian Open. **2015 (1)** Barbasol Championship. **2018 (1)** Zurich Classic of New Orleans.

Korn Ferry Tour Victories (2):

2008 (2) Preferred Health Systems Wichita Open, Northeast Pennsylvania Classic.

2019-20 Season Highlights

Advanced to the FedExCup Playoffs for the sixth consecutive season and 11th total, finishing No. 102 in the FedExCup standings. Claimed one top-10 finish, a T6 at the Waste Management Phoenix Open, and made 14 of 19 cuts.

Player Statistics

Career Low Round: 61 - 2013 Waste Management Phoenix Open (Round 4)

Career High FedExCup Rank: #3 : 2017 Safeway Open

Career High Official World Golf Rank: #25 : 2016 RBC Canadian Open

Career Largest Paycheck: \$1,036,800 : 2018 Zurich Classic of New Orleans (Finished 1)

Career Records

PGA TOUR (Playoff Record: 0-0)

Season	Events	Rounds	1st	2nd	3rd	Top 10	Top 25	Cuts Made	Cuts Missed	WD	FedExCup Rank	Earnings
Total:	306	985	4	4	5	36	97	201	98	5		\$20,462,792
2020	19	66				1	4	14	5		102	\$809,871
2019	24	86		1	1	6	11	21	3		39	\$2,679,915
2018	26	80	1			2	8	17	7	1	68	\$1,882,337
2017	22	67			1	4	6	14	8		98	\$1,317,452
2016	24	84		2		3	12	20	4		37	\$2,905,349
2015	28	90	1	1	1	5	9	18	9	1	22	\$2,780,027
2014	12	34					4	7	4	1	166	\$411,635
2013	24	75			1	4	9	16	8		49	\$1,830,084
2012	28	95	1		1	4	14	19	9		27	\$2,699,205
2011	23	78	1			3	5	16	7		69	\$1,250,957
2010	28	88				2	6	15	12	1	125	\$676,432
2009	28	85				2	8	16	10	1	88	\$1,032,716
2008	2	6						1	1			\$7,630
2007	6	12							6			
2006	6	20					1	4	2			\$132,042
2005	4	15						3	1			\$47,140
2004	1	2							1			
2003	1	2							1			

(A) - Amateur

Top Tournaments

PGA TOUR	THE PLAYERS Championship	Masters Tournament	PGA Championship	U.S. Open	The Open Championship	WGC-HSBC Champions	WGC-Mexico	WGC-Dell Technologies Match Play	WGC-FedEx St. Jude Inv
2020	CNL		CUT						
2019	T56		T41	T52					
2018	CUT		CUT	T45					
2017	CUT	CUT		CUT		T63	T32	T58	
2016	T23	T29			CUT	T35	T17	T18	2
2015	CUT		T48						
2014			CUT			T21		T33	
2013	CUT	T54	T5	CUT	CUT		T25	T9	T59
2012	CUT		T48	CUT		T2			T19
2011			T26	T51					
2010	CUT								
2009	T22								
2008				CUT					

FedExCup Playoffs

	THE NORTHERN TRUST	Dell Technologies Championship	BMW Championship	TOUR Championship
2020	T29			
2019	T67		T37	
2018	T48	DQ	T45	
2016	T22	T53	T24	
2015	T62	CUT	3	25
2013	T43	T13	T69	
2012	CUT	T64	T37	T15
2011	T13	T74	T65	
2010	CUT			
2009	CUT	T36		

Personal

- Helped lead his high school to two state championships in soccer.
- Listens to hip-hop and R&B while warming up.
- Loves classic cars.



D.A. Points

Height: 6'1" (1.85 m)

Weight: 195 (88 kg)

Age: 43 (December 01, 1976)

Birthplace: Pekin, Illinois

Residence: Windermere, Florida

Family: Wife, Lori; Laila Jane

Education: University of Illinois (1999, Speech Communications)

Special Interests: Fishing, wine

Turned Professional: 1999

City plays from: Pekin, IL, United States

Exempt Status

PGA TOUR Major Medical Extension

Career Victories

PGA TOUR Victories (3):

2011 (1) AT&T Pebble Beach National Pro-Am. **2013 (1)** Shell Houston Open. **2017 (1)** Puerto Rico Open.

Korn Ferry Tour Victories (4):

2001 (1) BUY.COM Inland Empire Open. **2004 (2)** Northeast Pennsylvania Classic, Pete Dye West Virginia Classic Presented by National Mining Assn.. **2008 (1)** Miccosukee Championship.

Player Statistics

Career Low Round: 61 - 2010 The Greenbrier Classic (Round 3)

Career High FedExCup Rank: #2 : 2011 AT&T Pebble Beach National Pro-Am

Career High Official World Golf Rank: #45 : 2013 HP Byron Nelson Championship

Career Largest Paycheck: \$1,134,000 : 2011 AT&T Pebble Beach National Pro-Am (Finished 1)

Career Records

PGA TOUR (Playoff Record: 0 - 1)

Season	Events	Rounds	1st	2nd	3rd	Top 10	Top 25	Cuts Made	Cuts Missed	WD	FedExCup Rank	Earnings
Total:	344	1009	3	2	1	19	54	167	173	3		\$11,830,020
2020	6	13							6			
2019	13	33						3	9	1	236	\$43,246
2018	25	61				1	1	6	19		176	\$377,265
2017	22	68	1			1	3	12	10		104	\$893,700
2016	18	51					3	11	7		184	\$305,250
2015	26	70					3	11	15		171	\$390,607
2014	27	73					1	12	13	1	173	\$364,653
2013	28	87	1	1		3	5	15	13		30	\$2,658,887
2012	29	88		1		3	9	15	14		63	\$1,533,361
2011	26	89	1			3	6	18	8		56	\$2,034,156
2010	29	90				3	7	15	14		82	\$975,433
2009	29	99			1	4	8	19	10		72	\$1,320,021
2008	3	12					1	3				\$126,918
2006	28	80				1	3	12	16			\$405,984
2005	33	90					4	15	17	1		\$400,540
2004	2	5							2			

(A)-Amateur

Top Tournaments

PGA TOUR	THE PLAYERS Championship	Masters Tournament	PGA Championship	U.S. Open	The Open Championship	WGC-HSBC Champions	WGC-Mexico	WGC-Dell Technologies Match Play	WGC-FedEx St. Jude Inv
2018	CUT								
2017	CUT		T54						
2015				T58					
2014	CUT	CUT		CUT	T32	T68	T62		
2013	T48	T38	T40	CUT	CUT				T59
2012			CUT	CUT					
2011	CUT	CUT	T10	CUT		T66	T45		T19
2010	CUT		T16		CUT				
2008				T69					

FedExCup Playoffs

THE NORTHERN TRUST	Dell Technologies Championship	BMW Championship	TOUR Championship
2017	T54		
2013	T6		T26
2012	CUT	T20	
2011	CUT	T56	
2010	T47	T53	
2009	T31	T49	

Personal

- Is a personal friend of actor Bill Murray, with whom he played in the AT&T Pebble Beach Pro-Am on multiple occasions. The duo won the pro-am in 2011 and Points went on to win the tournament, his first career win on the PGA TOUR. The pair also joined forces for the pro-am at the 2015 John Deere Classic.
- Is a big follower of University of Illinois athletics.



J.T. Poston

Height: 6'2" (1.88 m)
Weight: 165 (74 kg)
Age: 27 (June 01, 1993)
Birthplace: Hickory, North Carolina
Residence: St. Simons Island, Georgia
Family: Single

Education: Western Carolina University (2015, Finance)
Special Interests: Hunting, fishing, other sports
Turned Professional: 2015
City plays from: St. Simons Island, GA, United States

Exempt Status

PGA TOUR Tournament winner (thru 2021-22)

Career Victories

PGA TOUR Victories (1):

2019 (1) Wyndham Championship.

Player Statistics

Career Low Round: 62 - 2019 Wyndham Championship (Round 4)

Career High FedExCup Rank: #27 : 2020 Sanderson Farms Championship

Career High Official World Golf Rank: #61 : 2020 Travelers Championship

Career Largest Paycheck: \$1,116,000 : 2019 Wyndham Championship (Finished 1)

2019-20 Season Highlights

Advanced to the FedExCup Playoffs for the third consecutive season, ending at No. 67 in the FedExCup standings. Reached the BMW Championship for the second straight season. Made 16 of 23 cuts and recorded two top-10 finishes, which came in consecutive starts (T10/Charles Schwab Challenge, T8/RBC Heritage).

PGA TOUR

Sanderson Farms Championship - Shared the first-round lead at the Sanderson Farms Championship with Tom Hoge before finishing T11. Represented the third 18-hole lead/co-lead of his career (fell to 0-for-3).

Career Records

PGA TOUR (Playoff Record: 0 - 0)

Season	Events	Rounds	1st	2nd	3rd	Top 10	Top 25	Cuts Made	Cuts Missed	WD	FedExCup Rank	Earnings
Total:	102	332	1			8	25	71	31			\$5,347,370
2020	23	78				2	6	16	7		67	\$1,282,929
2019	29	96	1			3	9	21	8		32	\$2,461,215
2018	22	71				2	6	14	8		117	\$940,661
2017	28	87				1	4	20	8		132	\$662,565

(A) - Amateur

Top Tournaments

PGA TOUR	THE PLAYERS Championship	Masters Tournament	PGA Championship	U.S. Open	The Open Championship	WGC-HSBC Champions	WGC-Mexico	WGC-Dell Technologies Match Play	WGC-FedEx St. Jude Inv
2020	CN1		T75			T24			T30
2019	T22		T60						
2017				CUT					

FedExCup Playoffs

	THE NORTHERN TRUST	Dell Technologies Championship	BMW Championship	TOUR Championship
2020	T39		T59	
2019	T59		T16	
2018	CUT			

Personal

- Earliest golf memory is playing golf with his father and grandfather in the father-son tournament at Lake Hickory Country Club.
- Favorite sports teams are the North Carolina Tar Heels, Carolina Panthers and Atlanta Braves.
- Always marks his golf ball with three dots under the number and only uses 1s and 3s.
- Enjoys hunting and fishing when away from the golf course.



Ted Potter, Jr.

Height: 5'11" (1.8 m)
Weight: 180 (82 kg)
Age: 36 (November 09, 1983)
Birthplace: Ocala, Florida
Residence: Silver Springs, Florida
Family: Wife, Cheri; Corbin Charles, Adalyn May

Special Interests: Fishing, hunting
Turned Professional: 2002
City plays from: Ocala, FL, United States

Exempt Status

PGA TOUR Tournament winner (thru 2020-21)

Career Victories

PGA TOUR Victories (2):

2012 (1) The Greenbrier Classic. **2018 (1)** AT&T Pebble Beach Pro-Am.

Korn Ferry Tour Victories (2):

2011 (2) South Georgia Classic Pres'd by First State Bank and Trust Company, Soboba Golf Classic.

Career Records

PGA TOUR (Playoff Record: 1-0)

Season	Events	Rounds	1st	2nd	3rd	Top 10	Top 25	Cuts Made	Cuts Missed	WD	FedExCup Rank	Earnings
Total:	145	418	2			7	20	67	77	1		\$5,726,024
2020	19	44				2	2	4	14	1	154	\$361,540
2019	23	71				1	4	14	9		147	\$757,721
2018	28	87	1			1	4	15	13		65	\$1,976,198
2017	2	6						1	1		228	\$31,284
2016	2	4							2			
2014	24	68					3	9	15		154	\$386,341
2013	22	61				2	5	11	11		105	\$829,770
2012	25	77	1			1	2	13	12		93	\$1,383,170

(A) - Amateur

Top Tournaments

PGA TOUR	THE PLAYERS Championship	Masters Tournament	PGA Championship	U.S. Open	The Open Championship	WGC-HSBC Champions	WGC-Mexico	WGC-Dell Technologies Match Play	WGC-FedEx St. Jude Inv
2019	CUT								
2018	T41	CUT	T71	CUT					T48
2017				CUT					
2014	CUT								
2013	CUT	CUT		CUT					
2012			CUT		T60				73

FedExCup Playoffs

	THE NORTHERN TRUST	Dell Technologies Championship	BMW Championship	TOUR Championship
2018	T40	T66	T35	
2013	CUT			
2012	CUT	T69		

Player Statistics

Career Low Round: 62 - 2018 AT&T Pebble Beach Pro-Am (Round 3)

Career High FedExCup Rank: #15 : 2018 AT&T Pebble Beach Pro-Am

Career High Official World Golf Rank: #73 : 2018 AT&T Pebble Beach Pro-Am

Career Largest Paycheck: \$1,332,000 : 2018 AT&T Pebble Beach Pro-Am (Finished 1)

Personal

- Father got him started in the game at age 2.
- Lists hunting and fishing among his hobbies.
- Did not grow up with formal lessons. Developed his game by playing with his father, Ted, who was a golf-course maintenance worker. Is a natural righthander but would flip the clubs over and swing left-handed to mirror his father.
- Turned pro right out of high school and worked in the cart barn at Lake Diamond Golf and Country Club in Ocala, Florida, to save money for the Florida-based Moonlight Tour.



Ian Poulter

Height: 6'1" (1.85 m)
Weight: 189 (86 kg)
Age: 44 (January 10, 1976)
Birthplace: Stevenage, England
Residence: Buckinghamshire, England; Orlando, Florida
Family: Wife, Katie; Aimee-Leigh, Luke James, Lily Mai, Joshua James

Education: Barclay School
Special Interests: Cars, all ball sports
Turned Professional: 1995
City plays from: Woburn, England

Exempt Status

PGA TOUR Tournament winner (thru 2020-21)

Career Victories

PGA TOUR Victories (3):

2010 (1) World Golf Championships-Accenture Match Play Championship. **2012 (1)** World Golf Championships-HSBC Champions. **2018 (1)** Houston Open.

Player Statistics

Career Low Round: 62 - 2018 World Golf Championships-Bridgestone Invitational (Round 1)

Career High FedExCup Rank: #4 : 2010 Waste Management Phoenix Open

Career High Official World Golf Rank: #5 : 2010 Masters Tournament

Career Largest Paycheck: \$1,400,000 : 2010 World Golf Championships-Accenture Match Play Championship (Finished 1)

2019-20 Season Highlights

Advanced to the FedExCup Playoffs for a fourth consecutive season and 13th overall, finishing the season No. 88 in the FedExCup standings. Failed to qualify for the BMW Championship for the first time since the 2015-16 season. Made the cut in 12 of 13 starts and earned one top-10.

National Team Selections

Ryder Cup : 2004, 2008, 2010, 2012, 2014, 2018 **World Cup** : 2001, 2007, 2008, 2009, 2011, 2018 **Seve Trophy** : 2003, 2005, 2011 **Eurasia Cup** : 2016

Career Records

PGA TOUR (Playoff Record: 1 - 0)													
Season	Events	Rounds	1st	2nd	3rd	Top 10	Top 25	Cuts Made	Cuts Missed	WD	FedExCup Rank	Earnings	
Total:	284	942	3	5	8	49	111	223	58	4		\$26,031,069	
2020	13	48				1	5	12	1	1	88	\$1,034,334	
2019	18	58			1	6	11	15	3		41	\$2,162,306	
2018	20	64	1			4	9	16	4		50	\$2,714,450	
2017	20	68		1	1	2	7	16	4		52	\$2,098,346	
2016	13	45			1	1	1	9	4		174	\$370,256	
2015	19	65			1	4	9	15	4		67	\$1,690,587	
2014	17	56		1		2	6	13	4		78	\$1,616,693	
2013	16	53			1	4	7	13	3		53	\$1,723,463	
2012	15	56	1		2	4	6	15			39	\$1,715,271	
2011	16	51				1	4	12	4		87	\$739,926	
2010	15	49	1			2	5	12	3	1	39	\$2,079,664	
2009	17	56		1		5	12	13	4		31	\$2,431,001	
2008	15	49		1		1	7	12	2	1	112	\$1,488,214	
2007	18	60			1	5	8	14	3		57	\$1,431,390	
2006	15	52		1		4	7	13	2			\$1,553,906	
2005	20	56				2	4	10	9	1		\$946,890	
2004	9	26				1	2	6	3			\$176,318	
2003	4	16						4				\$30,859	
2002	1	4						1				\$16,223	
2001	2	6					1	1	1				
2000	1	4						1				\$10,970	

(A) - Amateur

Top Tournaments

PGA TOUR									
THE PLAYERS Championship	Masters Tournament	PGA Championship	U.S. Open	The Open Championship	WGC-HSBC Champions	WGC-Mexico	WGC-Dell Technologies Match Play	WGC-FedEx St. Jude Inv	
2020 C/NL		T22			W/D			T69	
2019 T56	T12	CUT	CUT	CUT	21	T3	T17	8	
2018 T11	T44	T31	T25	CUT			T5	T10	
2017 T2		T22		T14					
2016 T57	T49				T30				
2015 T30	T6	CUT	T54	CUT	T6	T49	T34	T17	
2014 T65	T20	T58	T17	CUT	2	T52	T33	T52	
2013 CUT	CUT	T61	T21	T3		T28	4	T19	
2012 T25	7	T3	T41	T9	1	T60	T33	T29	
2011 T57	T27	T39	CUT	CUT	T13	T45	T33	T68	
2010 CUT	T10	W/D	T47	T60	T13	T37	1	T65	
2009 2	T20	T19	T18	CUT	T45	T13	T9	T15	
2008 T21	T25	T31	W/D	2		T57	T17	T16	
2007 T28	T13	T23	T36	T27		T16	T9	T30	
2006 T27		T9	T12	CUT		T2	T33	T13	
2005 CUT	T33	T47	T57	T11		T18	4	T33	
2004 T33	T31	T37	CUT	T25			T5		
2003		T61		T46		T44		T33	
2002				T50					
2001		CUT						T13	
2000				T64					

FedExCup Playoffs

THE NORTHERN TRUST	Dell Technologies Championship	BMW Championship	TOUR Championship
2020 T39			
2019 T10		T31	
2018 T48	CUT	T51	
2017 66	T23	T40	
2015 CUT	T33	T53	
2014 CUT	T23		
2013 CUT	T9	T44	
2012 T36	T47	T12	
2011 T18	CUT		
2010 T15	T45	T13	
2009 T9	CUT	T20	
2008 CUT	CUT		
2007 T9	CUT	T10	

Personal

- Took up the game at age 4 when his father, Terry, a single-digit handicapper, gave him a cut-down 3-wood.
- Is an avid car collector, and along with his 2008 purchase of a Ford GT, he has a Bentley Continental GT, a Ferrari California and has owned a Ferrari, Nissan Skyline and an Aston Martin DB9.



Seamus Power (SHAY-muss)

Height: 6'3" (1.91 m)
Weight: 200 (91 kg)
Age: 33 (March 04, 1987)
Birthplace: Waterford, Ireland
Residence: Charlotte, North Carolina
Family: Single

Education: East Tennessee State University (2010, Accounting)
Special Interests: Reading, sports, concerts and music
Turned Professional: 2011
City plays from: Waterford, Ireland

Exempt Status

PGA TOUR 126-150 in 2018-19 FedExCup standings (thru 2020-21)

Career Victories

Korn Ferry Tour Victories (1):

2016 (1) United Leasing & Finance Championship.

Player Statistics

Career Low Round: 64 - 2019 Wyndham Championship (Round 1)

Career High FedExCup Rank: #82 : 2017 OHL Classic at Mayakoba

Career High Official World Golf Rank: #257 : 2016 John Deere Classic

Career Largest Paycheck: \$231,150 : 2019 RBC Heritage (Finished 6)

National Team Selections

Olympic Games : 2016

Career Records

PGA TOUR (Playoff Record: 0-0)

Season	Events	Rounds	1st	2nd	3rd	Top 10	Top 25	Cuts Made	Cuts Missed	WD	FedExCup Rank	Earnings
Total:	91	262				6	17	54	36			\$2,562,243
2020	11	32				1	2	7	4		151	\$351,069
2019	27	72				2	5	13	14		143	\$773,976
2018	28	78				2	6	15	12		114	\$791,018
2017	25	80				1	4	19	6		130	\$646,180

(A) - Amateur

Top Tournaments

PGA TOUR
THE PLAYERS Championship Masters Tournament PGA Championship U.S. Open The Open Championship WGC-HSBC Champions WGC-Mexico WGC-Dell Technologies Match Play WGC-FedEx St. Jude Inv
2019 T35

FedExCup Playoffs

THE NORTHERN TRUST Dell Technologies Championship BMW Championship TOUR Championship
2018 T34

Personal

- Says if he weren't a professional golfer he'd be an accountant. "I've always been good with numbers. Math, chemistry and physics were always my strongest subjects."
- Grew up playing junior golf tournaments with Rory McIlroy and Shane Lowry.
- Is a three-time Irish Youths champion.
- Was top-10 in the world in racquetball at age 11-12. Played in the World Racquetball Championship.
- Watching Tiger Woods win the 1997 Masters significantly influenced his interest in the game.
- Favorite teams are Liverpool, Notre Dame and the New England Patriots. Tom Brady is one of his favorite athletes to watch.
- Favorite group is U2.
- Is a big reader of history books.
- Speaks Gaeilge, or Irish Gaelic, the national and first official language of Ireland.



Andrew Putnam

Height: 6'1" (1.85 m)
Weight: 170 (77 kg)
Age: 31 (January 25, 1989)
Birthplace: Tacoma, Washington
Residence: Phoenix, Arizona
Family: Wife, Tawny; Pepper

Education: Pepperdine University (2011, Business Administration)
Special Interests: Hunting, skiing, hiking
Turned Professional: 2011
City plays from: University Place, WA, United States

Exempt Status

PGA TOUR Tournament winner (thru 2020-21)

Career Victories

PGA TOUR Victories (1):

2018 (1) Barracuda Championship.

Korn Ferry Tour Victories (2):

2014 (1) WNB Golf Classic. **2017 (1)** Panama Claro Championship.

2019-20 Season Highlights

Recorded three top-25s and finished the season No. 147 in the FedExCup standings, snapping a streak of two consecutive appearances in the FedExCup Playoffs and top-40 finishes in the standings. Made seven cuts in 16 starts, highlighted by a T10 at The American Express.

Career Records

PGA TOUR (Playoff Record: 0-0)												
Season	Events	Rounds	1st	2nd	3rd	Top 10	Top 25	Cuts Made	Cuts Missed	WD	FedExCup Rank	Earnings
Total:	92	279	1	2	1	9	21	56	36			\$5,569,038
2020	16	46				1	3	7	9		147	\$459,640
2019	23	76		1	1	3	7	18	5		34	\$2,439,137
2018	28	89	1	1		5	9	21	7		33	\$2,387,382
2015	23	64					2	10	13		182	\$282,879
2014	1	2							1			
2010	1(A)	2							1			

(A) - Amateur

Top Tournaments

PGA TOUR	THE PLAYERS Championship	Masters Tournament	PGA Championship	U.S. Open	The Open Championship	WGC-HSBC Champions	WGC-Mexico	WGC-Dell Technologies Match Play	WGC-FedEx St. Jude Inv
2020 CNL			CUT			T36			
2019 CUT			T78	T43	T32	T4		T40	T24
2018			T59						
2010				CUT					

FedExCup Playoffs

	THE NORTHERN TRUST	Dell Technologies Championship	BMW Championship	TOUR Championship
2019 T12			T43	
2018 T78	T49		T16	

Personal

- Has three brothers. Joined his brother Michael on TOUR for his rookie season in 2014-15. Prior to that, the last time two brothers were members at the same time on TOUR was in 2004 when Brenden Pappas played 34 events and Deane Pappas played 22 events.
- Would like to be a Navy SEAL for a day.



Jon Rahm

Height: 6'2" (1.88 m)
Weight: 220 (99 kg)
Age: 25 (November 10, 1994)
Birthplace: Barrika, Spain
Residence: Scottsdale, Arizona
Family: Wife, Kelley

Education: Arizona State University (2016, Communications)
Special Interests: Music, dancing
Turned Professional: 2016
City plays from: Scottsdale, AZ, United States

Exempt Status

PGA TOUR Winner, the Memorial Tournament (thru 2023-24)

Career Victories

PGA TOUR Victories (5):

2017 (1) Farmers Insurance Open. **2018 (1)** CareerBuilder Challenge. **2019 (1)** Zurich Classic of New Orleans. **2020 (2)** the Memorial Tournament presented by Nationwide, BMW Championship.

Player Statistics

Career Low Round: 61 - 2020 World Golf Championships-Mexico Championship (Round 3)
Career High FedExCup Rank: #2 : 2020 BMW Championship
Career High Official World Golf Rank: #1 : 2020 Wyndham Championship
Career Largest Paycheck: \$1,710,000 : 2020 BMW Championship (Finished 1)

2019-20 Season Highlights

Won twice and finished the season No. 4 in the FedExCup standings, qualifying for the FedExCup Playoffs and advancing to the TOUR Championship for the fourth time in his fourth season as a member. Victories came at the Memorial Tournament presented by Nationwide and BMW Championship, marking his first multi-win season on the PGA TOUR. Became one of four players to win in each season from 2016-17 through 2019-20 (others: Justin Thomas, Bryson DeChambeau, Dustin Johnson). Was recognized through the Wyndham Rewards Top 10, holding the No. 10 position in the FedExCup standings entering the Playoffs. Recorded eight top-10s and made the cut in 14 of 15 starts. Led the PGA TOUR in Strokes Gained: Total (1.823 per round). Moved to No. 1 in the Official World Golf Ranking for the first time in his career following the victory at the Memorial Tournament and held the top spot for a total of four weeks during the season, ending the season at No. 2. Became the 24th player to reach the No. 1 position, the second from Spain (first: Seve Ballesteros) and the fifth to do so before turning 26 (others: Tiger Woods, Rory McIlroy, Jordan Spieth, Justin Thomas).

PGA TOUR

Farmers Insurance Open - Held a one-stroke lead after 54 holes of the Farmers Insurance Open before finishing solo-second. Marked his fifth career runner-up on TOUR and first since the 2018 Sentry Tournament of Champions. Fell to 0-for-2 in his career with the 54-hole lead/co-lead. **World Golf Championships-Mexico Championship** - Shot a third-round 61 en route to a T3 at the World Golf Championships-Mexico Championship, his third career top-three result in WGCs. 61 included a hole-in-one on the par-3 17th, the second of his career, birdies on each of the other three par 3s and six additional birdies. Became the fourth player on TOUR since 1983 with a 1.75 stroke average on par 3s in a round. Became the second player since 1983 with nine or more birdies and an ace in a round. Birdied each of the first four holes of the round for the first time in his career. **the Memorial Tournament presented by Nationwide** - Won the Memorial Tournament presented by Nationwide to earn his fourth PGA TOUR victory and moved to No. 1 in the Official World Golf Ranking for the first time in his career. Extended his streak of consecutive seasons with a victory to four. Held a four-stroke lead entering the final round and improved to 1-for-3 converting the 54-hole lead/co-lead to victory. Under Rule 9.4, was assessed a General Penalty (two strokes) after a ball at rest moved on the par-3 16th in the final round, changing his score on the hole from a birdie to a bogey. **PGA Championship** - Returned to No. 1 in the Official World Golf Ranking following a T13 at the PGA Championship. Spent two weeks in the top spot before losing it to Justin Thomas following the World Golf Championships-FedEx St. Jude Invitational the week prior. **BMW Championship** - Defeated Dustin Johnson in a playoff at the BMW Championship, holing a 66-foot, 5-inch birdie putt on the first extra hole to win the second FedExCup Playoffs event of the season. Represented his sixth PGA TOUR title, second of the season and first in the FedExCup Playoffs. First-round 75 marked the highest first-round score by a winner on TOUR since Brooks Koepka at the 2018 U.S. Open (75) and highest at a non-major since Mark Calcavecchia at the 2007 Valspar Championship (75). Only bogey on the final 40 holes came at the par-4 fifth in the third round after a one-stroke penalty for picking up his ball before marking it. Moved to No. 2 in the FedExCup standings entering the TOUR Championship.

National Team Selections

Eisenhower Trophy : 2014 **Palmer Cup** : 2014, 2015 **Ryder Cup** : 2018 **World Cup** : 2016

Career Records

PGA TOUR (Playoff Record: 2 - 0)												
Season	Events	Rounds	1st	2nd	3rd	Top 10	Top 25	Cuts Made	Cuts Missed	WD	FedExCup Rank	Earnings
Total:	90	315	5	5	6	40	58	79	11			\$22,069,889
2020	15	58	2	1	1	8	10	14	1		4	\$5,959,819
2019	20	68	1		2	12	17	18	2		12	\$4,990,110
2018	20	66	1	1		5	10	16	4		23	\$3,992,678
2017	23	83	1	2	2	11	14	21	2		5	\$6,123,248
2016	7	22		1	1	2	4	6	1			\$1,004,035
2016	2 (A)	8				1	2	2				
2015	3 (A)	10				1	1	2	1			

(A) - Amateur

Top Tournaments

PGA TOUR									
	THE PLAYERS Championship	Masters Tournament	PGA Championship	U.S. Open	The Open Championship	WGC-HSBC Champions	WGC-Mexico	WGC-Dell Technologies Match Play	WGC-FedEx St. Jude Inv
2020	CN1		T13				T3		T52
2019	T12	T9	CUT	T3	T11	T22	T45	T24	7
2018	T63	4	T4	CUT	CUT	T36	T20	T52	T17
2017	T72	T27	T58	CUT	T44		T3	2	T28
2016				T23	T59				

FedExCup Playoffs			
	THE NORTHERN TRUST	Dell Technologies Championship	BMW Championship
2020	T6		T1(P)
2019	T3		T5
2018	CUT	T43	T24
2017	T3	T4	T5

Personal

- The first two-time winner of the Ben Hogan Award in 2015 and 2016, an award that recognizes the outstanding male amateur and collegiate golfer of the year. Also won the Jack Nicklaus award in 2016 and is a four-time NCAA All-American.
- Grew up in Barrika, Spain and is a loyal supporter of the Athletic Bilbao football club.
- Grew up participating in sports and activities such as soccer, canoeing, jai alai, and kung fu before focusing on golf.
- A proud alum of Arizona State University.
- His favorite player and inspiration was Seve Ballesteros.
- His mother, Angela, and father, Edorta, both live in Barrika, Spain while his brother, Eriz, also lives just outside of Bilbao, Spain.



Chez Reavie

Height: 5'9" (1.75 m)
Weight: 160 (73 kg)
Age: 38 (November 12, 1981)
Birthplace: Wichita, Kansas
Residence: Scottsdale, Arizona
Family: Wife, Amanda

Education: Arizona State University
Special Interests: Cars
Turned Professional: 2004
City plays from: Scottsdale, AZ, United States

Exempt Status

PGA TOUR Tournament winner (thru 2021-22)

Career Victories

PGA TOUR Victories (2):

2008 (1) RBC Canadian Open. **2019 (1)** Travelers Championship.

Korn Ferry Tour Victories (2):

2007 (1) Knoxville Open Presented by Food City. **2015 (1)** Small Business Connection Championship at River Run.

2019-20 Season Highlights

Advanced to the FedExCup for the fifth consecutive season and eighth overall, finishing the season No. 89 in the FedExCup. Snapped a streak of three seasons qualifying for the BMW Championship. Collected two top-10s, including his first in a World Golf Championships event, and made the cut in 16 of 22 starts.

Career Records

PGA TOUR (Playoff Record: 0-2)

Season	Events	Rounds	1st	2nd	3rd	Top 10	Top 25	Cuts Made	Cuts Missed	WD	FedExCup Rank	Earnings
Total:	307	989	2	3	2	25	71	194	113			\$16,233,567
2020	22	77				2	5	16	6		89	\$1,123,769
2019	28	92	1		2	6	9	22	6		8	\$3,660,909
2018	28	86		2		3	12	19	9		34	\$2,700,018
2017	28	95				4	11	21	7		39	\$1,819,206
2016	27	86				2	7	18	9		81	\$1,086,964
2015	19	56					3	8	11		166	\$331,623
2014	2	6						1	1		239	\$11,767
2013	22	72					5	14	8		118	\$590,925
2012	26	83					4	15	11		132	\$580,617
2011	27	92		1		5	9	18	9		10	\$2,285,067
2010	15	44						6	9		188	\$112,994
2009	27	81				1	4	13	14		159	\$477,766
2008	30	102	1			2	2	21	9		57	\$1,444,102
2006	1	2							1			
2005	1	3							1			
2004	1	4						1				\$7,840
2004	1 (A)	4						1				
2003	1 (A)	2							1			
2002	1 (A)	2							1			

(A) - Amateur

Top Tournaments

PGA TOUR	THE PLAYERS Championship	Masters Tournament	PGA Championship	U.S. Open	The Open Championship	WGC-HSBC Champions	WGC-Mexico	WGC-Dell Technologies Match Play	WGC-FedEx St. Jude Inv
2020	CN1		T75			T60	T29		T6
2019	CUT		T14	T3	CUT	T35	T65		T27
2018	T30	53	T12	CUT	CUT	T24	T52	T29	
2017	T56		T22	T16					
2016	CUT								
2012	CUT	CUT	T62	CUT	CUT		T35		
2011				T45		68			
2009	T60	CUT							
2008			T60						T52
2004				T62					
2003				CUT					
2002		CUT							

FedExCup Playoffs

	THE NORTHERN TRUST	Dell Technologies Championship	BMW Championship	TOUR Championship
2020	T49			
2019	T38		T57	8
2018	T20	CUT	T38	
2017	T10	T61	T12	
2016	T31	CUT		
2013	CUT			
2011	CUT	2 (P)	8	T26
2008	CUT	T63	T33	

Personal

- Played in his first Masters in 2002 after winning the 2001 U.S. Public Links. In the par-3 contest that year, hit his first shot in the water, then holed his next shot.
- Attended Arizona State University from 2000-04, but returned years later to complete his B.I.S. in Political Science/Sociology in 2010.



Doc Redman

Height: 5'11" (1.8 m)
Weight: 175 (79 kg)
Age: 22 (December 27, 1997)
Birthplace: Chapel Hill, North Carolina
Residence: Jacksonville, Florida
Family: Single

Education: Clemson University
Turned Professional: 2018
City plays from: Raleigh, NC, United States

Exempt Status

PGA TOUR Top 125 in 2019-20 FedExCup standings (thru 2020-21)

Career Victories

None.

Player Statistics

Career Low Round: 63 - 2020 Wyndham Championship (Round 3)
Career High FedExCup Rank: #24 : 2020 A Military Tribute at The Greenbrier
Career High Official World Golf Rank: #93 : 2020 THE NORTHERN TRUST
Career Largest Paycheck: \$788,400 : 2019 Rocket Mortgage Classic (Finished 2)

2019-20 Season Highlights

Qualified for the FedExCup Playoffs in his first season as a full-time PGA TOUR member, finishing the season No. 71 in the FedExCup standings, six points out of the BMW Championship. Collected one top-10, a T3 at the Wyndham Championship, and made 17 cuts in 24 starts.

PGA TOUR

Rocket Mortgage Classic - Coming off a runner-up in 2019, held a share of the 18-hole lead at the Rocket Mortgage Classic before finishing T21. Marked his first lead/co-lead after any round on the PGA TOUR.
Wyndham Championship - Finished T3 at the Wyndham Championship, his second career top-10 on TOUR. Led the field in Driving Accuracy Percentage (87.50%).

National Team Selections

Walker Cup : 2017

Career Records

PGA TOUR (Playoff Record: 0 - 0)											
Season	Events	Rounds	1st	2nd	3rd	Top 10	Top 25	Cuts Made	Cuts Missed	WD	FedExCup Rank
Total:	36	120		1	1	2	10	24	12		\$2,169,680
2020	24	82			1	7	7	17	7	71	\$1,129,549
2019	6	20	1			1	3	4	2		\$1,003,290
2018	3	8						1	2		\$36,841
2018	3 (A)	10						2	1		

(A) - Amateur

Top Tournaments

PGA TOUR									
	THE PLAYERS Championship	Masters Tournament	PGA Championship	U.S. Open	The Open Championship	WGC-HSBC Champions	WGC-Mexico	WGC-Dell Technologies Match Play	WGC-FedEx St. Jude Inv
2020			T29						
2019					T20				
2018		CUT							

FedExCup Playoffs			
	THE NORTHERN TRUST	Dell Technologies Championship	BMW Championship
2020	CUT		

Personal

- Attended Leesville Road High School in Raleigh, North Carolina, the same school as fellow PGA TOUR player Grayson Murray and American Idol season two runner-up Clay Aiken.
- While studying actuarial math at Clemson, received the Outstanding Freshman Award from the College of Science's department of mathematical sciences.
- His grandfather worked in the Pentagon. His father, John, has been the biggest influence on his golf career, along with his mother Jude's unconditional support. Has one sister, named Karma.
- Won the 2017 U.S. Amateur on the first playoff hole against Doug Ghim at The Riviera Country Club. Clemson head football coach Dabo Swinney called him the night before the championship match and again to congratulate him on the victory.
- Is a huge Clemson football and baseball fan.
- Has a passion for the stock market.



Patrick Reed

Height: 6'0" (1.83 m)
Weight: 200 (91 kg)
Age: 30 (August 05, 1990)
Birthplace: San Antonio, Texas
Residence: Spring, Texas
Family: Wife, Justine; Windsor Wells, Barrett Benjamin

Education: Augusta University
Special Interests: College football, cooking, playing pool, antiques
Turned Professional: 2011
City plays from: Houston, TX, United States

Exempt Status

PGA TOUR Winner, Masters Tournament (thru 2025-26)

Career Victories

PGA TOUR Victories (8):

2013 (1) Wyndham Championship. **2014 (2)** Humana Challenge in partnership with the Clinton Foundation, World Golf Championships-Cadillac Championship. **2015 (1)** Hyundai Tournament of Champions. **2016 (1)** The Barclays. **2018 (1)** Masters Tournament. **2019 (1)** THE NORTHERN TRUST. **2020 (1)** World Golf Championships-Mexico Championship.

2019-20 Season Highlights

Won his eighth career PGA TOUR title at the World Golf Championships-Mexico Championship and advanced to the TOUR Championship for the seventh consecutive season, finishing the season tied for eighth in the FedExCup standings with Sebastian Munoz and Rory McIlroy. Became one of three players to qualify for the TOUR Championship in each season from 2013-14 through 2019-20, joining Dustin Johnson and Hideki Matsuyama. Was recognized through the Wyndham Rewards Top 10, holding the No. 6 position in the FedExCup standings entering the Playoffs. Marked his third consecutive season with at least one victory. Recorded eight top-10s, his most in a season since 2015-16 (11), and made the cut in 17 of 20 starts. Represented the United States at the Presidents Cup, making his third consecutive appearance at the event.

PGA TOUR

Sentry Tournament of Champions - Lost to Justin Thomas in a three-hole playoff at the Sentry Tournament of Champions, falling to 2-2 for his career in playoffs. Marked his sixth career runner-up on TOUR and first since the 2018 Valspar Championship. Became the first player since the tournament moved to The Plantation Course at Kapalua in 1999 with 100 putts or fewer in a single year (99). One-Putt Percentage of 62.50 percent was the best on TOUR since Bud Cauley at the 2018 RBC Heritage (65.28%). **Farmers Insurance Open** - Finished T6 at the Farmers Insurance Open, recording his first top-10 in five starts at the event. **World Golf Championships-Mexico Championship** - Won his eighth PGA TOUR title at the World Golf Championships-Mexico Championship, his second WGC victory and second at the event. Became the fifth player to win the WGC-Mexico Championship multiple times, joining Tiger Woods, Dustin Johnson, Ernie Els and Phil Mickelson, and the 15th with multiple WGC titles. Led the field in Strokes Gained: Putting (2.956) and used less than 100 putts over 72 holes, accomplishing each feat for the second time on the season (first: Sentry Tournament of Champions).

National Team Selections

Presidents Cup : 2015, 2017, 2019 **Ryder Cup** : 2014, 2016, 2018 **Olympic Games** : 2016

Career Records

PGA TOUR (Playoff Record: 2 - 2)											
Season	Events	Rounds	1st	2nd	3rd	Top 10	Top 25	Cuts Made	Cuts Missed	WD	FedExCup Rank
Total:	224	767	8	6		48	108	179	44	2	
2020	20	74	1	1		8	12	17	3		8
2019	25	88	1			5	15	22	3		9
2018	26	86	1	1		7	12	20	6		22
2017	29	100		1		4	15	25	4		22
2016	28	101	1	2		11	18	25	3	1	3
2015	27	100	1	1		4	14	25	2		12
2014	28	90	2			4	12	20	7	1	21
2013	26	83	1			5	6	16	10		54
2012	12	36					4	7	5		
2011	3	9						2	1		
(A) - Amateur											\$20,058

Top Tournaments

PGA TOUR									
THE PLAYERS Championship	Masters Tournament	PGA Championship	U.S. Open	The Open Championship	WGC-HSBC Champions	WGC-Mexico	WGC-Dell Technologies Match Play	WGC-FedEx St. Jude Inv	
2020 CNL		T13			T8			T47	
2019 T47	T36	CUT	T32	10	T7	T14	T24	T12	
2018 T41	1	CUT	4	T28	T50	T37	T9	T28	
2017 T22	CUT	T2	T13	CUT	T60	T61	T51	T36	
2016 CUT	T49	T13	CUT	T12	T7	T52	T9	T52	
2015 T24	T22	T30	T14	T20	T22	T23	T17	T15	
2014 CUT	CUT	T58	T35	CUT		1	T17	T4	

FedExCup Playoffs			
THE NORTHERN TRUST	Dell Technologies Championship	BMW Championship	TOUR Championship
2020 T49		T40	T8
2019 1		T19	T9
2018 T25	T35	T19	T28
2017 T20	T6	65	T13
2016 1	T5	T13	T24
2015 T62	T4	T28	T27
2014 T9	T74	T53	T19
2013 CUT	T70	T59	

Personal

- Favorite golf memory is going 6-0 in match play and helping Augusta University win two national championships.
- Wife, Justine, was his caddie in 2012 and 2013 and sporadically in 2014 after having the couple's first baby in May. They married in December 2012.
- Grew up a fan of Notre Dame football. Favorite teams now are the Houston Texans and San Francisco 49ers.
- 26th birthday was the same day as the Open Ceremonies for the 2016 Olympics.
- Favorite quote is from his wife, who said, "Nerves just mean you're prepared."
- Hosts a multiple award-winning AJGA championship annually in The Woodlands, Texas.



Wes Roach

Height: 6'3" (1.91 m)
Weight: 185 (84 kg)
Age: 31 (December 10, 1988)
Birthplace: Knoxville, Tennessee
Residence: Knoxville, Tennessee
Family: Wife, Sarah; Sage Catherine

Education: Duke University (2011, Sociology)
Special Interests: Fishing, live music
Turned Professional: 2011
City plays from: Knoxville, TN, United States

Exempt Status

PGA TOUR 126-150 in 2018-19 FedExCup standings (thru 2020-21)

Career Victories

Korn Ferry Tour Victories (1):

2015 (1) El Bosque Mexico Championship.

Player Statistics

Career Low Round: 63 - 2020 Bermuda Championship (Round 1)

Career High FedExCup Rank: #89 : 2016 Shriners Hospitals for Children Open

Career High Official World Golf Rank: #238 : 2019 John Deere Classic

Career Largest Paycheck: \$423,400 : 2019 Rocket Mortgage Classic (Finished 3)

2019-20 Season Highlights

Korn Ferry Tour

The King & Bear Classic at World Golf Village - Birdied four of his last six holes to rise to solo-fifth at 22-under 266 at The King & Bear Classic at World Golf Village. **Korn Ferry Tour Championship presented by United Leasing & Finance** - Held a share of the first-round lead at the Korn Ferry Tour Championship presented by United Leasing & Finance after opening with an 8-under 64. Finished the week T15 at 11-under 277.

Career Records

PGA TOUR (Playoff Record: 0 - 0)

Season	Events	Rounds	1st	2nd	3rd	Top 10	Top 25	Cuts Made	Cuts Missed	WD	FedExCup Rank	Earnings
Total:	79	225			1	5	13	41	37	1		\$1,944,439
2020	14	40				2	2	7	7		173	\$267,966
2019	21	63			1	2	3	13	8		134	\$860,264
2016	21	55					3	9	11	1	170	\$342,098
2015	1	4						1				\$20,495
2014	22	63				1	5	11	11		153	\$453,616

(A) - Amateur

Personal

- Follows the Atlanta Braves.
- Watches "Boardwalk Empire" and "It's Always Sunny in Philadelphia".
- Enjoys watching Derrick Rose play basketball, and enjoys vacationing at any beach. Notes that he has never been to New York. Favorite courses are The Honors Course (Chattanooga, Tennessee) and Pinehurst No. 2.



Patrick Rodgers

Height: 6'2" (1.88 m)
Weight: 185 (83 kg)
Age: 28 (June 30, 1992)
Birthplace: Avon, Indiana
Residence: Palm Beach Gardens, Florida
Family: Wife, Jade

Education: Stanford University
Turned Professional: 2014
City plays from: Avon, IN, United States

Exempt Status

PGA TOUR Top 125 in 2019-20 FedExCup standings (thru 2020-21)

Career Victories

Korn Ferry Tour Victories (1):

2015 (1) Colombia Championship Presented by Claro.

Player Statistics

Career Low Round: 61 - 2019 The RSM Classic (Round 3)

Career High FedExCup Rank: #6 : 2016 Frys.com Open

Career High Official World Golf Rank: #95 : 2016 Hyundai Tournament of Champions

Career Largest Paycheck: \$691,200 : 2019 The RSM Classic (Finished 2)

2019-20 Season Highlights

Ended the season No. 86 in the FedExCup standings, qualifying for the FedExCup Playoffs for the fifth time in his fifth season as a member. Earned one top-10, a T9 at the Farmers Insurance Open, and made 20 cuts in 27 starts, making 20 or more for the first time in his career.

National Team Selections

Walker Cup : 2011, 2013 **Palmer Cup** : 2012, 2013

Career Records

PGA TOUR (Playoff Record: 0 - 1)												
Season	Events	Rounds	1st	2nd	3rd	Top 10	Top 25	Cuts Made	Cuts Missed	WD	FedExCup Rank	Earnings
Total:	157	474		3	2	13	35	95	60	2		\$7,099,781
2020	27	91				1	7	20	7		86	\$1,015,849
2019	18	51		1		1	4	10	8		105	\$1,046,838
2018	30	93				3	7	19	10	1	104	\$1,287,040
2017	27	74		1		3	6	11	16		78	\$1,346,322
2016	28	85			1	3	8	17	11		74	\$1,290,336
2015	17	53		1	1	2	2	12	5			\$1,038,291
2014	7	19						5	1	1		\$75,104
2013	1 (A)	4					1	1				
2012	2 (A)	4							2			

(A) - Amateur

Top Tournaments

PGA TOUR									
	THE PLAYERS Championship	Masters Tournament	PGA Championship	U.S. Open	The Open Championship	WGC-HSBC Champions	WGC-Mexico	WGC-Dell Technologies Match Play	WGC-FedEx St. Jude Inv
2020	CN1								
2019	77								
2018	CUT			T41					
2017	CUT		CUT						
2016	CUT			T46					

FedExCup Playoffs

	THE NORTHERN TRUST	Dell Technologies Championship	BMW Championship	TOUR Championship
2020	70			
2019	CUT			
2017	CUT	T73		
2016	CUT	T46		

Personal

- Idolized Indiana Pacers great Reggie Miller and played basketball through his freshman year at Avon High School outside Indianapolis.
- Follows the Indianapolis Colts, Pacers and St. Louis Cardinals.
- Has a strict fitness and nutritional plan.



Andres Romero

Height: 5'10" (1.78 m)
Weight: 165 (75 kg)
Age: 39 (May 08, 1981)
Birthplace: Tucuman, Argentina
Residence: Yerba Buena, Argentina
Family: Single

Special Interests: Soccer, mountain biking
Turned Professional: 1998
City plays from: Tucuman, Argentina

Exempt Status

PGA TOUR Past champion beyond 150 in 2018-19 FedExCup (thru 2020-21)

Career Victories

PGA TOUR Victories (1):

2008 (1) Zurich Classic of New Orleans.

Player Statistics

Career Low Round: 61 - 2014 Shriners Hospitals for Children Open (Round 1)

Career High FedExCup Rank: #11 : 2008 Masters Tournament

Career High Official World Golf Rank: #21 : 2008 Shell Houston Open

Career Largest Paycheck: \$1,116,000 : 2008 Zurich Classic of New Orleans (Finished 1)

National Team Selections

World Cup : 2006, 2007

Career Records

PGA TOUR (Playoff Record: 0-0)												
Season	Events	Rounds	1st	2nd	3rd	Top 10	Top 25	Cuts Made	Cuts Missed	WD	FedExCup Rank	Earnings
Total:	221	656	1	2	4	23	48	129	89	3		\$9,682,051
2020	1	2							1			
2019	9	18					1	4	5		219	\$74,786
2018	6	12				1	2	3	3		190	\$206,764
2017	10	32					2	6	4		198	\$196,518
2016	14	36				1	2	5	8	1	197	\$195,262
2015	24	66				2	5	11	13	1	161	\$617,253
2014	26	77				1	6	16	9	1	100	\$782,184
2013	21	59		1		2	5	10	11		120	\$718,507
2012	22	64		1		2	3	12	10		106	\$970,919
2011	22	77			1	4	5	17	5		66	\$1,313,133
2010	21	73				2	6	16	5		69	\$979,170
2009	20	57			1	2	4	11	8		132	\$789,305
2008	20	67	1			3	4	15	5		28	\$2,064,612
2007	3	10			1	2	2	2	1			\$596,414
2006	2	6				1	1	1	1			\$177,225

(A) - Amateur

Top Tournaments

PGA TOUR										
	THE PLAYERS Championship	Masters Tournament	PGA Championship	U.S. Open	The Open Championship	WGC-HSBC Champions	WGC-Mexico	WGC-Dell Technologies Match Play	WGC-FedEx St. Jude Inv	
2017				CUT						70
2015				T14						
2014										
2013										
2012					83					
2011			T45							
2010										
2009		T49	CUT	T47	T13		T46	T33		
2008		T8	T7	T36	T32		T30	T17		T63
2007			CUT		3					T6
2006			CUT		T8					

FedExCup Playoffs

	THE NORTHERN TRUST	Dell Technologies Championship	BMW Championship	TOUR Championship
2014	T38	76		
2013	CUT			
2012	CUT			
2011	T64	T31	T56	
2010	T52	T11	T60	
2008	T55	T50	T44	T27

Personal

- No relation to his famous countryman, PGA TOUR Champions player Eduardo.
- Took up golf at age 8 after being bedridden and on a strict diet with a kidney disease. Caddied at The Jockey Club outside Tucuman, Argentina, site of the World Cup in 1962 and 1970, before playing. Turned pro at age 16.
- Coached by his uncle, Miguel Romero.
- Nickname is Pigü.
- Was forced to give up his favorite hobby, mountain biking, when he turned professional because it was deemed too dangerous.
- Had fellow Argentine and Manchester City soccer star Carlos Tevez caddie for him during the final round of the 2012 Open Championship.



Justin Rose

FedExCup Champion: 2018
Height: 6'3" (1.91 m)
Weight: 195 (88 kg)
Age: 40 (July 30, 1980)
Birthplace: Johannesburg, South Africa
Residence: New Providence, Bahamas
Family: Wife, Kate; Leo Kenny, Charlotte

Special Interests: Tennis, football, cars, architecture, movies
Turned Professional: 1998
City plays from: London, England

Exempt Status

PGA TOUR Winner, World Golf Championships (thru 2023-24)

Career Victories

PGA TOUR Victories (10):

2010 (2) the Memorial Tournament presented by Nationwide Insurance, AT&T National. **2011 (1)** BMW Championship. **2012 (1)** World Golf Championships-Cadillac Championship. **2013 (1)** U.S. Open. **2014 (1)** Quicken Loans National. **2015 (1)** Zurich Classic of New Orleans. **2018 (2)** World Golf Championships-HSBC Champions, Fort Worth Invitational. **2019 (1)** Farmers Insurance Open.

2019-20 Season Highlights

Became one of nine players to qualify for the FedExCup Playoffs in each of the first 14 seasons of the FedExCup era and ended the season No. 91 in the FedExCup standings. Failed to advance to the BMW Championship for the second time in the FedExCup era and first since 2008. Reached 100 career top-10s with a T9 at the PGA Championship. Collected two top-10s in 13 starts and missed seven cuts, his most in a season since 2008 (7).

PGA TOUR

Charles Schwab Challenge - Finished T3 at the Charles Schwab Challenge after holding a share of the first-round lead. Fell to 2-for-18 with the 18-hole lead/co-lead in his career. **PGA Championship** - Recorded his fourth career top-10 at the PGA Championship, finishing solo-ninth at 9-under and four strokes behind winner Collin Morikawa. Co-led the field in Par-5 Scoring Average (4.13).

National Team Selections

Ryder Cup : 2008, 2012, 2014, 2016, 2018 **Olympic Games** : 2016 **World Cup** : 2002, 2003, 2011 **Seve Trophy** : 2003, 2007 **Walker Cup** : 1997

Career Records

PGA TOUR (Playoff Record: 1-3)

Season	Events	Rounds	1st	2nd	3rd	Top 10	Top 25	Cuts Made	Cuts Missed	WD	FedExCup Rank	Earnings
Total:	353	1207	10	15	14	100	187	283	69	1		\$54,453,065
2020	13	38			1	2	4	6	7		91	\$965,656
2019	17	62	1		3	7	10	16	1		26	\$4,358,849
2018	18	66	2	3	1	11	15	17	1		1	\$8,130,678
2017	18	64		3		8	10	15	3		9	\$4,245,308
2016	18	62			1	5	11	15	3		51	\$2,085,365
2015	20	66	1	3	1	8	11	15	5		8	\$5,462,677
2014	19	68	1			8	13	17	2		11	\$3,926,768
2013	17	60	1	2		7	13	15	2		10	\$4,146,148
2012	19	68	1	1	1	8	12	17	2		6	\$4,290,930
2011	23	77	1		1	5	12	18	5		5	\$3,401,420
2010	22	78	2		1	4	12	16	6		15	\$3,603,331
2009	22	70				2	8	15	7		85	\$1,125,518
2008	15	45		1		2	6	10	4	1	114	\$1,047,854
2007	16	59		1	1	7	11	15	1		16	\$2,705,875
2006	28	95		1		5	11	21	7			\$1,629,288
2005	28	95			2	3	11	22	6			\$1,365,191
2004	22	72				4	10	18	4			\$1,236,764
2003	11	36			1	2	3	9	2			\$599,874
2002	4	16				1	3	4				\$94,816
2001	1	4						1				\$30,756
1999	1	2							1			
1998	1 (A)	4				1	1	1				

(A) - Amateur

Player Statistics

Career Low Round: 60 - 2006 FUNAI Classic at the WALT DISNEY WORLD Resort (Round 1)

Career High FedExCup Rank: #1 : 2018 TOUR Championship

Career High Official World Golf Rank: #1 : 2019 Valero Texas Open

Career Largest Paycheck: \$1,660,000 : 2018 World Golf Championships-HSBC Champions (Finished 1)

Top Tournaments

PGA TOUR									
	THE PLAYERS Championship	Masters Tournament	PGA Championship	U.S. Open	The Open Championship	WGC-HSBC Champions	WGC-Mexico	WGC-Dell Technologies Match Play	WGC-FedEx St. Jude Inv
2020	CNL		9			T28			
2019	T8	CUT	T29	T3	T20	3		T9	11
2018	T23	T12	T19	T10	T2	1	T37		DNS
2017	T65	2 (P)	CUT	CUT	T54		T38		T63
2016	T19	T10	T22	CUT	T22		T17	T28	T46
2015	CUT	T2	4	T27	T6	T48	55	T17	T3
2014	T4	T14	T24	T12	T23	5	T34	T17	T4
2013	CUT	T25	T33	1	CUT		T8	T17	T17
2012	T51	T8	T3	T21	CUT	T24	1	T33	T5
2011	T45	T11	CUT	CUT	T44	T7	T42	T17	T33
2010	CUT		CUT		CUT				T19
2009	T22	T20	CUT	CUT	T13		T20	T33	T29
2008	CUT	T36	T9	CUT	T70		T15	T33	T27
2007		T5	T12	T10	T12			T5	T2
2006	CUT		T41						
2005	CUT								
2004	T58	T22	CUT	CUT				T33	
2003	T39	T39	CUT	T5	CUT		T28	T17	T33
2002			T23		T22		T46		5
2001					T30				
1999					CUT				
1998					T4				

FedExCup Playoffs

	THE NORTHERN TRUST	Dell Technologies Championship	BMW Championship	TOUR Championship
2020	T25		T52	T26
2019	T10		2 (P)	T4
2018	CUT	2	T2	T10
2017	T10	T57	T24	
2016	T31	CUT	T13	T2
2015	T16		35	T4
2014	T30		T33	6
2013	T2	T16	T16	2
2012	T46	CUT	1	T20
2011	T6	T68	T21	T15
2010	T15	CUT		
2009	T41	T54		
2007	T14	CUT	T5	T11

Personal

- Moved to England from South Africa at age 5, when he started to play seriously at Hartley Wintney Golf Club near his Hampshire home. First swung a club in back garden at 11 months when dad, Ken, handed him a plastic club. Broke 70 for the first time at age 11. Handicap of plus-1 at age 14.
- Father, Ken, passed away in September 2002.
- Became golf's first Olympic champion since 1904 when he won the gold medal at the Rio 2016 Olympic Games. Also made history when he recorded the first hole-in-one in Olympic Golf.
- Together with wife, Kate, runs the Kate & Justin Rose Foundation, benefitting the youth of Orlando (kjrosetfoundation.org).



Sam Ryder

Height: 6'2" (1.88 m)
Weight: 175 (79 kg)
Age: 30 (December 15, 1989)
Birthplace: Winter Park, Florida
Residence: Atlantic Beach, Florida

Education: Stetson University (Finance, 2012)
Special Interests: Sports enthusiast, enjoys baseball, basketball and tennis. Loves spending time at the beach. Health and fitness is a priority.
Turned Professional: 2012
City plays from: Atlantic Beach, FL, United States

Exempt Status

PGA TOUR Top 125 in 2019-20 FedExCup standings (thru 2020-21)

Career Victories

Korn Ferry Tour Victories (1):

2017 (1) Pinnacle Bank Championship presented by Heartland Chevy Dealers.

Mackenzie Tour-PGA TOUR Canada Victories (1):

2015 (1) National Capital Open to Support Our Troops.

Player Statistics

Career Low Round: 62 - 2019 Shriners Hospitals for Children Open (Round 4)

Career High FedExCup Rank: #4 : 2019 Safeway Open

Career High Official World Golf Rank: #138 : 2019 Shriners Hospitals for Children Open

Career Largest Paycheck: \$476,000 : 2019 Shriners Hospitals for Children Open (Finished 3)

2019-20 Season Highlights

Qualified for the FedExCup Playoffs for the third consecutive season, finishing the season at No. 108 in the FedExCup standings. Made 12 of 25 cuts and claimed two top-10 finishes, highlighted by a T3 at the Puerto Rico Open.

PGA TOUR

Puerto Rico Open - Tied two others for third at the Puerto Rico Open, his best result since a solo-third at the 2018 Shriners Hospitals for Children Open. Co-led the field in Scrambling (85.00%).

Career Records

PGA TOUR (Playoff Record: 0 - 0)

Season	Events	Rounds	1st	2nd	3rd	Top 10	Top 25	Cuts Made	Cuts Missed	WD	FedExCup Rank	Earnings
Total:	75	224		1	2	7	10	43	31	1		\$2,797,147
2020	25	70			1	2	4	12	13		108	\$690,246
2019	23	72			1	2	3	16	6	1	107	\$1,060,735
2018	26	80		1		3	3	15	11		101	\$1,046,166
2017	1	2							1			

(A)-Amateur

Top Tournaments

PGA TOUR	THE PLAYERS Championship	Masters Tournament	PGA Championship	U.S. Open	The Open Championship	WGC-HSBC Champions	WGC-Mexico	WGC-Dell Technologies Match Play	WGC-FedEx St. Jude Inv
2020	CN1								
2019	CUT								
2017				CUT					

FedExCup Playoffs

	THE NORTHERN TRUST	Dell Technologies Championship	BMW Championship	TOUR Championship
2020	CUT			
2019	CUT			
2018	T28			

Personal

- Was late getting into golf and did not play an event until age 16.
- Enjoys basketball and tennis.
- Loves baseball, basketball, health and fitness, food and the beach.



Rory Sabbatini

(SAB-ih-TEE-knee)

Height: 5'10" (1.78 m)
Weight: 165 (75 kg)
Age: 44 (April 02, 1976)
Birthplace: Durban, South Africa
Residence: Durban, South Africa
Family: Wife, Martina; Harley Aiden, Tylie Jo, Bodhi Mac

Education: University of Arizona
Special Interests: Playing video games, spending time with family
Turned Professional: 1998
City plays from: Bratislava, Slovakia

Exempt Status

PGA TOUR Top 125 in 2019-20 FedExCup standings (thru 2020-21)

Career Victories

PGA TOUR Victories (6):

2000 (1) Air Canada Championship. **2003 (1)** FBR Capital Open. **2006 (1)** Nissan Open. **2007 (1)** Crowne Plaza Invitational at Colonial. **2009 (1)** HP Byron Nelson Championship. **2011 (1)** The Honda Classic.

Player Statistics

Career Low Round: 62 : 2017 Barbasol Championship (Round 3)

Career High FedExCup Rank: #2 : 2010 SBS Championship

Career High Official World Golf Rank: #8 : 2008 Arnold Palmer Invitational presented by MasterCard

Career Largest Paycheck: \$1,170,000 : 2009 HP Byron Nelson Championship (Finished 1)

2019-20 Season Highlights

Qualified for the FedExCup Playoffs for the fourth consecutive season and 13th total, finishing at No. 122 in the FedExCup standings. Claimed four top-25s and made 13 cuts in 20 starts, highlighted by a T14 at the Charles Schwab Challenge. Failed to post at least one top-10 result for just the second time in 22 seasons on TOUR and first since the 2015-16 season.

National Team Selections

World Cup : 2002, 2003, 2004, 2006, 2008, 2009 **Presidents Cup** : 2007 **Palmer Cup** : 1998

Career Records

PGA TOUR (Playoff Record: 1 - 1)												
Season	Events	Rounds	1st	2nd	3rd	Top 10	Top 25	Cuts Made	Cuts Missed	WD	FedExCup Rank	Earnings
Total:	546	1724	6	14	12	77	160	348	189	9		\$34,373,273
2020	20	66					4	13	7		122	\$629,885
2019	26	93			2	6	11	22	4		36	\$2,382,298
2018	27	89				1	7	19	7	1	109	\$1,126,057
2017	23	65				1	6	13	9	1	124	\$741,617
2016	20	54					1	8	12		191	\$150,236
2015	25	81				4	12	15	10		65	\$1,525,784
2014	26	78			1	3	5	16	9	1	108	\$1,024,736
2013	27	82				5	9	16	10	1	46	\$1,327,822
2012	29	84		1		2	6	13	16	1	97	\$1,128,820
2011	24	85	1		1	3	9	18	6		35	\$2,420,655
2010	26	78		1		3	6	15	11		48	\$1,546,808
2009	25	80	1	1		4	9	17	8		34	\$2,752,291
2008	23	76		1	1	3	6	17	6		69	\$1,559,277
2007	23	79	1	2	3	10	13	18	5		4	\$4,550,040
2006	24	83	1	2		5	10	19	5			\$2,861,751
2005	26	78				3	6	15	10	1		\$920,988
2004	26	86		2	2	7	13	19	6	1		\$2,500,397
2003	27	93	1			5	6	20	7			\$1,604,701
2002	23	64		1		4	6	13	10			\$936,664
2001	23	69		2		3	3	13	9	1		\$1,038,590
2000	26	83	1	1		3	7	16	8	1		\$1,262,535
1999	27	78			2	2	5	13	14			\$381,322

(A) - Amateur

Top Tournaments

PGA TOUR	THE PLAYERS Championship	Masters Tournament	PGA Championship	U.S. Open	The Open Championship	WGC-HSBC Champions	WGC-Mexico	WGC-Dell Technologies Match Play	WGC-FedEx St. Jude Inv
2020 CNL			T66						
2019 T35				T43	T16				
2018 T30									
2015 T6			CUT						
2014 T38			CUT						
2013 T1				CUT					
2012 CUT		CUT	CUT						
2011 T26		CUT	T74	T30	T54	T29	T28		T48
2010 T39		CUT	CUT					T33	
2009 CUT		T20	T67	CUT	CUT	T45	T53	T33	T45
2008 T27		CUT	T39	T58	CUT		T70	T33	T27
2007 T44		T2	CUT	T51	CUT		T35	T17	T2
2006 CUT		T36	CUT	CUT	T26		T41	T33	T36
2005 CUT		CUT	T74	T71	CUT			T9	T28
2004 T42			CUT	CUT	T66		T21		T2
2003 CUT			68	CUT	T53				T51
2002 CUT		CUT	CUT					T33	
2001 CUT		CUT	CUT		T54				
2000 CUT			77	CUT					

FedExCup Playoffs

	THE NORTHERN TRUST	Dell Technologies Championship	BMW Championship	TOUR Championship
2020 CUT				
2019 T43			T16	
2018 CUT				
2017 CUT				
2015 T24	T22		67	
2014 CUT				
2013 T13	T53		T11	
2012 CUT	CUT			
2011 T18	T68		T59	
2010 T5	CUT		T50	
2009 CUT	CUT		T18	
2008 T24	CUT		T44	
2007 3	T6		T10	T9

Personal

- Raised in South Africa, began playing at age 4.
- Enjoys watching all sports and spends most off time at lake boating and fishing.
- Donates money to many charities that support injured soldiers and their families.
- Set up the HARTS HOPE Foundation that allows him to give back to the community.



Xander Schauffele

(ZAN-der SHAW-fa-lay)

Height: 5'10" (1.78 m)
Weight: 175 (79 kg)
Age: 26 (October 25, 1993)
Birthplace: La Jolla, California
Residence: San Diego, California
Family: Single

Education: San Diego State University (2015, Social Sciences)
Special Interests: Travel, good food
Turned Professional: 2015
City plays from: San Diego, CA, United States

Exempt Status

PGA TOUR Winner, TOUR Championship (thru 2023-24)

Career Victories

PGA TOUR Victories (4):

2017 (2) The Greenbrier Classic, TOUR Championship. **2019 (2)** World Golf Championships-HSBC Champions, Sentry Tournament of Champions.

Player Statistics

Career Low Round: 62 - 2019 Sentry Tournament of Champions (Round 4)

Career High FedExCup Rank: #1 : 2019 World Golf Championships-Mexico Championship

Career High Official World Golf Rank: #6 : 2019 Desert Classic

Career Largest Paycheck: \$1,700,000 : 2019 World Golf Championships-HSBC Champions (Finished 1)

2019-20 Season Highlights

Finished No. 2 in the FedExCup standings for the second consecutive season, advancing to the TOUR Championship for the fourth straight year and tying Justin Thomas for second. With playoff losses at the World Golf Championships-HSBC Champions and Sentry Tournament of Champions, became the first player since Tiger Woods in 2000 to finish runner-up in a title defense twice in a single season. Became the first player since 2014-15 (Paul Casey, Kevin Kisner) to lose multiple playoffs in a single season. Recorded seven top-10s and made 17 cuts in 18 starts. Led the PGA TOUR in Par-5 Scoring Average (4.45). Represented the United States at the Presidents Cup, making his debut at the event.

PGA TOUR

World Golf Championships-HSBC Champions - Fell in a playoff to Rory McIlroy in his title defense at the World Golf Championships-HSBC Champions. Dropped to 1-1 for his career in playoffs. Marked his fifth runner-up on the PGA TOUR and first in a World Golf Championships event. **Sentry Tournament of Champions** - Lost to Justin Thomas in a playoff in his title defense at the Sentry Tournament of Champions, earning his second consecutive runner-up when defending a title. Fell to 1-2 in playoffs in his career. Led by one stroke after 36 and 54 holes. Fell to 0-for-2 in his career with the 36-hole lead/co-lead, while the 54-hole lead was the first of his career. Led the field in Greens in Regulation (83.33%), Scrambling (91.67%) and Par-4 Scoring Average (3.80). **Charles Schwab Challenge** - Held a one-stroke lead after 54 holes of the Charles Schwab Challenge before finishing T3, one stroke out of the playoff between Daniel Berger and Collin Morikawa. Fell to 0-for-2 with the outright 54-hole lead in his career and 0-for-3 with the 54-hole lead/co-lead.

PGA Championship - Shot a final-round 67 to finish T10 at the PGA Championship, his sixth career top-10 in a major and first at the PGA Championship. **TOUR Championship** - Recorded four scores of 67 or better to tie Justin Thomas for second at the TOUR Championship. Began the event tied for 11th at 3-under, seven strokes back of leader Dustin Johnson, and recorded the lowest 72-hole score (265). Marked his second consecutive runner-up at the event and third top-two result, including his win in 2017.

National Team Selections

Presidents Cup : 2019

Career Records

PGA TOUR (Playoff Record: 1-2)

Season	Events	Rounds	1st	2nd	3rd	Top 10	Top 25	Cuts Made	Cuts Missed	WD	FedExCup Rank	Earnings
Total:	96	334	4	7	4	24	53	77	19			\$17,783,305
2020	18	70		3	1	7	16	17	1		2	\$3,813,636
2019	21	74	2	2	1	6	14	18	3		2	\$5,609,456
2018	27	93		2	2	7	12	22	5		15	\$4,047,538
2017	28	92	2			4	11	20	8		3	\$4,312,674
2016	2	5							2			

(A) - Amateur

Top Tournaments

PGA TOUR	THE PLAYERS Championship	Masters Tournament	PGA Championship	U.S. Open	The Open Championship	WGC-HSBC Champions	WGC-Mexico	WGC-Dell Technologies Match Play	WGC-FedEx St. Jude Inv
2020 CNL			T10			2 (P)	T14		T6
2019 CUT		T2	T16	T3	T41	1 (P)	T14	T24	T27
2018 T2		T50	T35	T6	T2	T46	T18	T17	T68
2017			CUT	T5	T20				T13

FedExCup Playoffs

	THE NORTHERN TRUST	Dell Technologies Championship	BMW Championship	TOUR Championship
2020 T25			T25	T2
2019 CUT			T19	2
2018 CUT		T49	T3	T7
2017 T17		T53	T20	1

Personal

- Although born in La Jolla, California, he belongs to four nationalities. His mother is from Chinese Taipei (but grew up in Japan) and his father is half-French and half-German.
- Plays out of Bernardo Heights Country Club in San Diego.
- His father, Stefan, was an elite athlete in Germany before he was hit by a drunk-driver in a head-on collision which ended his dreams of being an Olympic athlete.
- Is part of golf's high school Class of 2011 that includes, among others, Jordan Spieth, Justin Thomas and Daniel Berger.



Scottie Scheffler

Height: 6'3" (1.9 m)
Weight: 200 (91 kg)
Age: 24 (June 21, 1996)
Birthplace: Dallas, Texas
Residence: Dallas, Texas
Family: Single

Education: University of Texas (2018, Finance)
Turned Professional: 2018
City plays from: Dallas, TX, United States

Exempt Status

PGA TOUR Top 125 in 2019-20 FedExCup standings (thru 2020-21)

Career Victories

Korn Ferry Tour Victories (2):

2019 (2) Evans Scholars Invitational, Nationwide Children's Hospital Championship.

Player Statistics

Career Low Round: 59 - 2020 THE NORTHERN TRUST (Round 2)

Career High FedExCup Rank: #5 : 2020 TOUR Championship

Career High Official World Golf Rank: #29 : 2020 TOUR Championship

Career Largest Paycheck: \$462,300 : 2020 The American Express (Finished 3)

2019-20 Season Highlights

Finished his rookie season No. 5 in the FedExCup standings as one of eight PGA TOUR rookies to qualify for the FedExCup Playoffs and one of two to advance to the TOUR Championship. Became the second rookie in the FedExCup era to finish the season in the top five of the FedExCup standings and first since Xander Schauffele in 2016-17. Became the 11th player in PGA TOUR history to record a sub-60 score with a second-round 59 at THE NORTHERN TRUST. Recorded six top-fives and made 18 cuts in 23 starts. Won the RSM Birdies Fore Love competition for making the most birdies and eagles (139) in the fall portion of the schedule, earning \$300,000 for the charity of his choice.

PGA TOUR

A Military Tribute at The Greenbrier - Opened with rounds of 65-62 to share the second-round lead with Robby Shelton and eventual champion Joaquin Niemann at A Military Tribute at The Greenbrier before finishing T7. Had the best result of the rookies in the field (all 21 rookies competed). **Bermuda Championship** - Carded four scores in the 60s to finish T3 at the Bermuda Championship. Opened with a 62 to hold the first 18-hole lead of his career and held a share of the lead through two rounds, falling to 0-for-2 in his career in converting the 36-hole lead/co-lead to victory. **The RSM Classic** - Collected his third top-10 of the fall portion of the season with a T5 at The RSM Classic. **The American Express** - Earned his second top-three result of the season at The American Express, finishing solo-third at 23-under 265. Held a share of the 36-hole lead for the third time on the season (fell to 0-for-3). Co-led the field in Eagles (3). **PGA Championship** - In his PGA Championship debut, carded three scores of 68 or better to finish T4. Played in the final pairing with Dustin Johnson during the final round. **THE NORTHERN TRUST** - Shot a second-round 59, the 12th sub-60 score in PGA TOUR history, en route to a T4 at THE NORTHERN TRUST in his FedExCup Playoffs debut. Became the 11th different player to record a sub-60 score and second under the age of 25 (first: Justin Thomas, 2017 Sony Open in Hawaii). Co-led the field in Birdies (24).

National Team Selections

Walker Cup : 2017 **Eisenhower Trophy** : 2016

Career Records

PGA TOUR (Playoff Record: 0 - 0)

Season	Events	Rounds	1st	2nd	3rd	Top 10	Top 25	Cuts Made	Cuts Missed	WD	FedExCup Rank	Earnings
Total:	34	114			2	7	15	24	10			\$2,998,390
2020	23	82			2	7	13	18	5		5	\$2,833,438
2019	4	14					1	3	1			\$139,871
2018	2	4						1	1			\$25,080
2018	1 (A)	2							1			
2017	1 (A)	4						1				
2016	1 (A)	2							1			
2014	2 (A)	6					1	1	1			

(A) - Amateur

Top Tournaments

PGA TOUR	THE PLAYERS Championship	Masters Tournament	PGA Championship	U.S. Open	The Open Championship	WGC-HSBC Champions	WGC-Mexico	WGC-Dell Technologies Match Play	WGC-FedEx St. Jude Inv
2020	CNL		14				126		115
2019				CUT					
2017				T27					
2016				CUT					

FedExCup Playoffs

THE NORTHERN TRUST	Dell Technologies Championship	BMW Championship	TOUR Championship
2020 14		120	5

Personal

- Born and raised in Dallas, Texas. Won three straight individual state titles, joining Jordan Spieth as the only players to accomplish that feat at the time.
- Has three sisters: Callie, Sara and Molly. Callie played golf at Texas A&M and caddied for her brother as he competed in U.S. Opens as an amateur.
- Played collegiate golf at the University of Texas where his teammates included Beau Hossler, Kramer Hickok and Doug Ghim.
- Is involved with Triumph Over Kid Cancer, an organization started by his childhood friend, James Ragan, who passed away at the age of 20.
- Loves to play pickup basketball.



Adam Schenk

Height: 6'2" (1.88 m)
Weight: 190 (86 kg)
Age: 28 (January 26, 1992)
Birthplace: Vincennes, Indiana
Residence: Vincennes, Indiana
Family: Wife, Kourtney

Education: Purdue University (2014, Management)
Special Interests: Ping-pong, basketball.
Turned Professional: 2015
City plays from: Vincennes, IN, United States

Exempt Status

PGA TOUR Top 125 in 2019-20 FedExCup standings (thru 2020-21)

Career Victories

Korn Ferry Tour Victories (1):

2017 (1) Lincoln Land Charity Championship.

Player Statistics

Career Low Round: 64 - 2018 RBC Canadian Open (Round 1)

Career High FedExCup Rank: #14 : 2019 Safeway Open

Career High Official World Golf Rank: #201 : 2020 Workday Charity Open

Career Largest Paycheck: \$203,036 : 2019 Valero Texas Open (Finished 7)

2019-20 Season Highlights

Finished the season at No. 109 in the FedExCup standings, advancing to the Playoffs for the second straight season. Recorded five top-25s and made 15 of 24 cuts, but failed to earn a top-10 finish in a season for the first time in his PGA TOUR career.

Career Records

PGA TOUR (Playoff Record: 0-0)												
Season	Events	Rounds	1st	2nd	3rd	Top 10	Top 25	Cuts Made	Cuts Missed	WD	FedExCup Rank	Earnings
Total:	83	254				4	17	49	34			\$2,411,009
2020	24	74					5	15	9		109	\$678,928
2019	31	100				3	9	20	11		71	\$1,257,158
2018	28	80				1	3	14	14		157	\$474,923

(A) - Amateur

Top Tournaments

PGA TOUR									
THE PLAYERS Championship	Masters Tournament	PGA Championship	U.S. Open	The Open Championship	WGC-HSBC Champions	WGC-Mexico	WGC-Dell Technologies Match Play	WGC-FedEx St. Jude Inv	
2020 CNL									

FedExCup Playoffs

THE NORTHERN TRUST				Dell Technologies Championship		BMW Championship		TOUR Championship	
2020 T39									
2019 T24									

Personal

- Affiliated with the Dormie Network and plays out of Victoria National Golf Club, home of the Korn Ferry Tour Championship, as well as TPC Sawgrass.
- Has a golden retriever, Bunker.
- His hobbies include ping-pong, basketball and spending time at the golf course, beach or farm with Bunker.
- Indianapolis Colts, Indiana Pacers and St. Louis Cardinals are his favorite professional teams.
- Avid fan of Purdue athletics, including the football and basketball teams.
- Grew up on a sod and grain farm. Schenk Sod Farm grows corn, beans, wheat and three types of grasses – zoysia, fescue and bluegrass—which his family sells to local golf courses.



Charl Schwartzel (CHAR-ul SCHWORT-zul)

Height: 5'11" (1.8 m)
Weight: 160 (73 kg)
Age: 36 (August 31, 1984)
Birthplace: Johannesburg, South Africa
Residence: Vereeniging, South Africa
Family: Wife, Rosalind; Olivia, Jordan Charl

Special Interests: Helicopters, cars
Turned Professional: 2002
City plays from: Johannesburg, South Africa

Exempt Status

PGA TOUR Major Medical Extension

Career Victories

PGA TOUR Victories (2):

2011 (1) Masters Tournament. **2016 (1)** Valspar Championship.

Player Statistics

Career Low Round: 63 - 2018 PGA Championship (Round 2)

Career High FedExCup Rank: #6 : 2016 Frys.com Open

Career High Official World Golf Rank: #6 : 2012 Transitions Championship

Career Largest Paycheck: \$1,440,000 : 2011 Masters Tournament (Finished 1)

2019-20 Season Highlights

Recorded two top-10s and finished the season No. 128 in the FedExCup standings. With a T58 at the PGA Championship, earned enough FedExCup points to satisfy his Major Medical Extension and earn eligibility for the 2020-21 season via the same category. Made five cuts in 12 starts.

National Team Selections

Presidents Cup : 2011, 2013, 2015, 2017 **World Cup** : 2011

Career Records

PGA TOUR (Playoff Record: 1-0)												
Season	Events	Rounds	1st	2nd	3rd	Top 10	Top 25	Cuts Made	Cuts Missed	WD	FedExCup Rank	Earnings
Total:	206	669	2	3	7	35	80	155	50	2		\$17,876,003
2020	12	34			1	2	3	5	7		128	\$677,980
2019	13	32				1	2	4	8	1	192	\$232,725
2018	20	58		1	1	3	3	13	7		105	\$1,710,179
2017	18	60		1	1	3	6	15	3	1	44	\$2,156,036
2016	19	70	1			5	12	18	1		25	\$2,936,027
2015	19	63			1	3	4	15	4		108	\$1,209,528
2014	18	62				5	11	15	3		43	\$1,997,482
2013	19	68			2	5	13	17	2		27	\$2,256,723
2012	16	54				2	7	13	3		61	\$1,138,844
2011	15	56	1			3	10	15			32	\$2,604,558
2010	11	36		1	1	3	6	9	2			\$676,845
2009	6	16					1	4	2			\$76,741
2008	1	4						1				\$16,250
2007	6	20						4	2			\$77,803
2006	8	26					1	6	2			\$108,282
2005	4	8					1	1	3			
2003	1	2							1			

(A) - Amateur

Top Tournaments

PGA TOUR										
	THE PLAYERS Championship	Masters Tournament	PGA Championship	U.S. Open	The Open Championship	WGC-HSBC Champions	WGC-Mexico	WGC-Dell Technologies Match Play	WGC-FedEx St. Jude Inv	
2020			T58							
2019	CUT	CUT								
2018	T2	CUT	T42	CUT	CUT	T50	T48	T36	T31	
2017	CUT	3	T48	CUT	T62	T30	T38	T17	T24	
2016		CUT	T42	T23	T18	T35	T17	T18	T7	
2015	T51	T38	T37	7	T68	T64	T44	T9	T31	
2014	T48	CUT	T15	CUT	T7		T9	T17	T4	
2013	T55	T25	CUT	14	T15		T16	T33	T21	
2012		T50	T59	T38	CUT		T4	T17	T24	
2011	T26	1	T12	T9	T16	T4	T24	T17	T53	
2010	CUT	T30	T18	T16	T14	T16	2	T9	T58	
2009			T43	CUT	CUT			T17		
2008			T52							
2007	T58		CUT	T30	CUT		T35			
2006			CUT	T48	T22		T41		T36	
2005					CUT		T18			
2003					CUT					

FedExCup Playoffs

	THE NORTHERN TRUST	Dell Technologies Championship	BMW Championship	TOUR Championship
2018	CUT			
2017	T29	T25	T27	
2016	T53	70	T4	T10
2015	CUT			
2014	T30	T43	T12	
2013	T25	T22	T8	29
2012	T24	T47	T28	
2011		T21	T42	

Personal

- Owns a farm in South Africa.
- Enjoys watersports, skiing and clay pigeon shooting.
- Says his idol is Angus Buchan, a farmer "who gave his life to God."



Adam Scott

Height: 6'0" (1.83 m)
Weight: 180 (82 kg)
Age: 40 (July 16, 1980)
Birthplace: Adelaide, Australia
Residence: Crans sur Sierre, Switzerland
Family: Wife, Marie; Bo Vera, Byron

Education: University of Nevada-Las Vegas
Special Interests: Music, design, architecture, photography, surfing, watches
Turned Professional: 2000
City plays from: Gold Coast, Queensland, Australia

Exempt Status

PGA TOUR Winner, The Genesis Invitational (thru 2023-24)

Career Victories

PGA TOUR Victories (14):

2003 (1) Deutsche Bank Championship. **2004 (2)** THE PLAYERS Championship, Booz Allen Classic. **2006 (1)** THE TOUR Championship presented by Coca-Cola. **2007 (1)** Shell Houston Open. **2008 (1)** EDS Byron Nelson Championship. **2010 (1)** Valero Texas Open. **2011 (1)** World Golf Championships-Bridgestone Invitational. **2013 (2)** Masters Tournament, The Barclays. **2014 (1)** Crowne Plaza Invitational at Colonial. **2016 (2)** The Honda Classic, World Golf Championships-Cadillac Championship. **2020 (1)** The Genesis Invitational.

2019-20 Season Highlights

Won his 14th PGA TOUR title at The Genesis Invitational and became one of nine players to qualify for the FedExCup Playoffs in each of the first 14 seasons of the FedExCup era, advancing to the BMW Championship and ending his season at No. 41 in the FedExCup standings. Marked his third consecutive season qualifying for the BMW Championship and 11th total. Made only 10 starts, with his first appearance following the suspension of the season due to COVID-19 coming at the PGA Championship. Competed for the International Team at the Presidents Cup, making his ninth consecutive appearance at the event.

PGA TOUR

Safeway Open - Held the first-round co-lead after an opening 65 at the Safeway Open before finishing T17. Fell to 2-for-13 in his career converting the 18-hole lead/co-lead to victory. Marked his lowest first-round score since the 2014 Arnold Palmer Invitational presented by Mastercard. Co-led the field in Eagles (2) with Rafael Campos and Roger Sloan. **The Genesis Invitational** - Won his 14th PGA TOUR title at The Genesis Invitational, winning by two strokes after a final-round 70. Win came in his 325th start at the age of 39 years, 215 days. Held a share of the 54-hole lead, converting a 54-hole lead/co-lead to victory for the eighth time in 12 attempts. Faced an eight-stroke deficit after the first round (72), the largest overcome by a winner since Kevin Na at A Military Tribute at The Greenbrier in 2018. Became the third Australian to win on TOUR in a six-event stretch and the first to win The Genesis Invitational since 2011.

National Team Selections

Presidents Cup : 2003, 2005, 2007, 2009, 2011, 2013, 2015, 2017, 2019 **World Cup** : 2001, 2002, 2013, 2016

Career Records

PGA TOUR (Playoff Record: 4 - 0)

Season	Events	Rounds	1st	2nd	3rd	Top 10	Top 25	Cuts Made	Cuts Missed	WD	FedExCup Rank	Earnings
Total:	330	1137	14	13	11	98	168	272	58	1		\$55,442,867
2020	10	38	1			1	5	9	1		41	\$2,272,434
2019	18	61		2		9	12	14	4		6	\$4,084,541
2018	21	78			1	3	8	18	3		51	\$2,237,641
2017	16	58				4	9	13	3		79	\$1,695,144
2016	20	76	2	2		9	14	20			4	\$6,473,090
2015	15	48				3	5	11	4		106	\$1,382,365
2014	17	68	1		1	10	16	17			12	\$4,098,588
2013	16	60	2		2	6	10	16			4	\$4,892,611
2012	16	58		1	1	5	11	15	1		25	\$2,899,557
2011	18	59	1	1	1	7	10	14	4		16	\$3,764,797
2010	20	68	1			4	8	16	4		19	\$2,489,402
2009	19	52		1		1	2	9	10		110	\$783,138
2008	15	49	1			3	7	13	2	1	47	\$1,979,160
2007	19	68	1	1		6	10	17	2		12	\$3,413,185
2006	19	68	1	3	3	10	14	17	2			\$4,978,858
2005	19	68		1		6	8	18	1			\$2,592,255
2004	16	52	2	1	1	7	8	12	4			\$3,724,984
2003	14	46	1		1	2	6	11	3			\$1,238,736
2002	10	30				2	4	7	3			\$339,157
2001	6	20					1	4	2			\$93,026
2000	6	12						1	5			\$10,200

(A) - Amateur

Player Statistics

Career Low Round: 62 - 2014 Arnold Palmer Invitational presented by MasterCard (Round 1)

Career High FedExCup Rank: #1 : 2016 Wells Fargo Championship

Career High Official World Golf Rank: #1 : 2014 RBC Canadian Open

Career Largest Paycheck: \$1,674,000 : 2020 The Genesis Invitational (Finished 1)

Top Tournaments

PGA TOUR									
	THE PLAYERS Championship	Masters Tournament	PGA Championship	U.S. Open	The Open Championship	WGC-HSBC Champions	WGC-Mexico	WGC-Dell Technologies Match Play	WGC-FedEx St. Jude Inv
2020	CNL		T22			T11	T26		
2019	T12	T18	T8	T7	CUT	T18			T40
2018	T11	T32	3	CUT	T17	T50			T57
2017	T6	T9	T61	CUT	T22	T14	T45		T13
2016	T12	T42	T18	T18	T43	70	1	T28	T10
2015	T38	T38	CUT	T4	T10	T12	T4	T52	T45
2014	T38	T14	T15	T9	T5		T25		T8
2013	T19	1(P)	T5	T45	T3		T3	T33	T14
2012	T15	T8	T11	T15	2	8	T13	T33	T45
2011	CUT	T2	7	CUT	T25	T11	T6	T33	1
2010	T26	T18	T39	CUT	T27	T25	T50	T17	T9
2009	CUT	CUT	CUT	T36	CUT		T66	T33	T51
2008	T54	T25	CUT	T26	T16		T9	T17	T56
2007	T6	T27	T12	CUT	T27		T61	T33	T36
2006	T53	T27	T3	T21	T8		T2	T17	T10
2005	T8	T33	T40	T28	T34		T29	T5	T36
2004	1	CUT	T9	CUT	T42		T36	T9	T55
2003	T17	T23	T23	CUT	CUT		T40	3	T64
2002	CUT	T9	T23	CUT	CUT		T39	T17	
2001			CUT		T47				
2000					CUT				

FedExCup Playoffs

	THE NORTHERN TRUST	Dell Technologies Championship	BMW Championship	TOUR Championship
2020	T58		T25	
2019	5		T9	6
2018	T5	T49	T51	
2017		CUT		
2016	T4	4	T4	T8
2015	CUT			
2014	T15	T16	T8	T9
2013	1	T53	T28	T14
2012	62	T7	T6	T9
2011	T67	T8	T37	T6
2010	T9	T5	T15	27
2009	T58			
2008	CUT	T73	T50	
2007	T14	T17	4	T26

Personal

- Golf hero is countryman Greg Norman, who along with former coach Butch Harmon, urged him to play several seasons on the European Tour.
- First coach was his father Phil, a former club pro.
- Has residences in the Bahamas and Switzerland.
- Married wife, Marie, in a surprise ceremony in the Bahamas after the 2014 Masters.



Chase Seiffert (SIFE-ert)

Height: 6'3" (1.91 m)
Weight: 200 (91 kg)
Age: 29 (August 12, 1991)
Birthplace: Panama City, Florida
Residence: Panama City, Florida
Family: Single

Education: Florida State University (2013, Sociology)
Turned Professional: 2013
City plays from: Panama City Beach, FL, United States

Exempt Status

PGA TOUR Top 50 from 2019 Korn Ferry Tour (thru 2020-21)

Career Victories

None.

Player Statistics

Career Low Round: 64 - 2018 Travelers Championship (Round 4)
Career High FedExCup Rank: #98 : 2020 Sanderson Farms Championship
Career High Official World Golf Rank: #178 : 2020 Workday Charity Open
Career Largest Paycheck: \$303,800 : 2020 Workday Charity Open (Finished 4)

2019-20 Season Highlights

Collected three top-25s, including the first top-five of his PGA TOUR career (4th/Workday Charity Open), and finished his rookie season No. 131 in the FedExCup standings. Made 10 cuts in 18 starts.

PGA TOUR

Workday Charity Open - Earned his first career top-five on the PGA TOUR with a fourth-place result at the Workday Charity Open. Holed out for birdie from 129 yards at No. 11 in the final round, the second hole-out of his career from more than 100 yards.

Career Records

PGA TOUR (Playoff Record: 0 - 0)												
Season	Events	Rounds	1st	2nd	3rd	Top 10	Top 25	Cuts Made	Cuts Missed	WD	FedExCup Rank	Earnings
Total:	24	69				2	4	14	10			\$766,803
2020	18	54				1	3	10	8		131	\$539,756
2018	2	6				1	1	1	1			\$189,000
2017	3	7						3				\$38,047
2013	1	2							1			

(A) - Amateur

Personal

- Played his first two years of college golf at Central Alabama CC and final two years at Florida State University.
- Has made five holes-in-one in his lifetime.
- Lives in Panama City Beach, Florida.



John Senden

Height: 6'4" (1.93 m)
Weight: 200 (91 kg)
Age: 49 (April 20, 1971)
Birthplace: Brisbane, Queensland, Australia
Residence: Brisbane, Queensland, Australia
Family: Wife, Jackie; Jacob

Special Interests: Spending time with family, bike riding, fishing
Turned Professional: 1992
City plays from: Brisbane, Australia

Exempt Status

PGA TOUR 300 PGA TOUR career cuts made (thru 2020-21)

Career Victories

PGA TOUR Victories (2):

2006 (1) John Deere Classic. **2014 (1)** Valspar Championship.

Player Statistics

Career Low Round: 62 - 2004 Bob Hope Chrysler Classic (Round 3)

Career High FedExCup Rank: #9 : 2011 BMW Championship

Career High Official World Golf Rank: #28 : 2012 Transitions Championship

Career Largest Paycheck: \$1,026,000 : 2014 Valspar Championship (Finished 1)

National Team Selections

World Cup : 2006

Career Records

PGA TOUR (Playoff Record: 0-0)

Season	Events	Rounds	1st	2nd	3rd	Top 10	Top 25	Cuts Made	Cuts Missed	WD	FedExCup Rank	Earnings
Total:	464	1524	2	4	1	43	124	315	149			\$21,581,298
2020	13	31						3	10		233	\$29,508
2019	16	43						8	8		229	\$99,419
2018	7	20						4	3		224	\$68,604
2017	14	40						5	9		209	\$104,044
2016	28	86				1	8	16	12		88	\$989,841
2015	24	75				3	6	16	8		73	\$1,422,033
2014	27	99	1			5	9	22	5		23	\$2,856,685
2013	25	78					3	16	9		109	\$667,027
2012	22	78				5	11	19	3		30	\$1,916,651
2011	26	94		1		3	14	20	6		13	\$2,294,811
2010	30	103				2	10	21	9		50	\$1,274,058
2009	29	100		1		7	11	22	7		24	\$2,305,492
2008	28	92		1		3	8	20	8		37	\$1,269,083
2007	27	97		1	1	5	8	21	6		55	\$1,899,558
2006	28	93	1			3	10	20	8			\$1,650,674
2005	29	99				3	6	21	8			\$855,325
2004	28	96				2	7	21	7			\$698,203
2003	33	107					5	22	11			\$601,670
2002	30	93				1	8	18	12			\$578,613

(A) - Amateur

Top Tournaments

PGA TOUR	THE PLAYERS Championship	Masters Tournament	PGA Championship	U.S. Open	The Open Championship	WGC-HSBC Champions	WGC-Mexico	WGC-Dell Technologies Match Play	WGC-FedEx St. Jude Inv
2016	CUT		T18						
2015	T8	T38	CUT	T14	T40	T35	T31	T5	
2014	T26	T8	CUT	CUT	T58				T26
2013	T43	T35	T70	T15	CUT		T20	T33	
2012	CUT	CUT	T32	T10	T34	T28	T6	T9	T16
2011	CUT		T19	T30		19			
2010	CUT	CUT	CUT	CUT	T48		T11		
2009	T37		CUT		CUT				
2008	CUT	CUT	T42				T33		
2007	T52		T4		T45				45
2006	CUT		CUT		T35				
2005	T22								
2004	T58			CUT					
2003	CUT								
2002					CUT				

FedExCup Playoffs

	THE NORTHERN TRUST	Dell Technologies Championship	BMW Championship	TOUR Championship
2016	T31	CUT		
2015	T45	T33		
2014	T22	T5	T23	26
2013	T62			
2012	T19	12	T56	26
2011	CUT	T21	2	25
2010	T15	8	T63	
2009	T64	T11	T20	T10
2008	T31	T33	T50	
2007	CUT	T23	T52	

Personal

- Was entered in the two-man team event at the 2017 Zurich Classic of New Orleans with fellow Australian Rod Pampling but withdrew early before the tournament began for personal reasons. Announced later in the week that he was taking an indefinite break from the TOUR as his 13-year-old son, Jacob, was battling a brain tumor.
- If he weren't playing golf, he would be "working on the sheep and cattle station owned by the in-laws."
- Remains an avid supporter of the Brisbane Bronco's rugby league team.



Robby Shelton

Height: 6'0" (1.83 m)
Weight: 190 (86 kg)
Age: 25 (August 25, 1995)
Birthplace: Mobile, Alabama
Residence: Birmingham, Alabama
Family: Single

Education: University of Alabama
Special Interests: Fishing, Bow hunting
Turned Professional: 2016
City plays from: Wilmer, AL, United States

Exempt Status

PGA TOUR Top 125 in 2019-20 FedExCup standings (thru 2020-21)

Career Victories

Korn Ferry Tour Victories (2):

2019 (2) Nashville Golf Open Benefitting the Snedeker Foundation, Knoxville Open.

Mackenzie Tour-PGA TOUR Canada Victories (1):

2017 (1) GolfBC Championship.

2019-20 Season Highlights

Qualified for the FedExCup Playoffs and advanced to the BMW Championship in his first season as a PGA TOUR member, ending the season at No. 66 in the FedExCup standings. Made 13 of 24 cuts and recorded three top-10s, highlighted by a T3 at the 3M Open.

PGA TOUR

A Military Tribute at The Greenbrier - Opened with an 8-under 62 to hold a two-shot 18-hole lead at A Military Tribute at The Greenbrier and shared the second-round lead before finishing T7. Marked his second top-10 on TOUR and first as a professional. Led the field in Birdies (23). **Mayakoba Golf Classic** - Shot a final-round 65 to finish T6 at the Mayakoba Golf Classic. Recorded a back-nine 30 in round one, the first back-nine score of 30 or better in his career.

National Team Selections

Arnold Palmer Cup : 2014, 2015 **Aruba Cup** : 2017 **Walker Cup** : 2015

Career Records

PGA TOUR (Playoff Record: 0 - 0)

Season	Events	Rounds	1st	2nd	3rd	Top 10	Top 25	Cuts Made	Cuts Missed	WD	FedExCup Rank	Earnings
Total:	38	115			2	4	7	21	17			\$1,431,449
2020	24	71			1	3	5	13	11		66	\$1,232,306
2017	8	26					1	5	3			\$157,512
2016	4	12						2	2			\$41,630
2015	1 (A)	4			1	1	1	1				
2014	1 (A)	2							1			

(A) - Amateur

Top Tournaments

PGA TOUR	THE PLAYERS Championship	Masters Tournament	PGA Championship	U.S. Open	The Open Championship	WGC-HSBC Champions	WGC-Mexico	WGC-Dell Technologies Match Play	WGC-FedEx St. Jude Inv
2014				CUT					

FedExCup Playoffs

THE NORTHERN TRUST	Dell Technologies Championship	BMW Championship	TOUR Championship
2020 T13		T59	

Player Statistics

Career Low Round: 62 - 2020 A Military Tribute at The Greenbrier (Round 1)

Career High FedExCup Rank: #7 : 2020 A Military Tribute at The Greenbrier

Career High Official World Golf Rank: #130 : 2020 A Military Tribute at The Greenbrier

Career Largest Paycheck: \$252,000 : 2020 Mayakoba Golf Classic (Finished 6)

Personal

- Son of Robert and Deby Shelton. Has three sisters: Haley, Heather and Hunter.
- Obsessed with hunting and fishing and spends his off-season outdoors.
- Competed at the University of Alabama where his grandfather played football before reaching the professional ranks with the Pittsburgh Steelers.



Webb Simpson

Height: 6'2" (1.88 m)
Weight: 185 (84 kg)
Age: 35 (August 08, 1985)
Birthplace: Raleigh, North Carolina
Residence: Charlotte, North Carolina
Family: Wife, Dowd Keith; James, Willow, Wyndham, Mercy, Eden Bee

Education: Wake Forest University (2008, Religion)
Turned Professional: 2008
City plays from: Charlotte, NC, United States

Exempt Status

PGA TOUR Winner, THE PLAYERS Championship (thru 2025-26)

Career Victories

PGA TOUR Victories (7):

2011 (2) Wyndham Championship, Deutsche Bank Championship. **2012 (1)** U.S. Open. **2014 (1)** Shriners Hospitals for Children Open. **2018 (1)** THE PLAYERS Championship. **2020 (2)** Waste Management Phoenix Open, RBC Heritage.

Player Statistics

Career Low Round: 61 - 2018 A Military Tribute at The Greenbrier (Round 1)

Career High FedExCup Rank: #1 : 2020 Rocket Mortgage Classic

Career High Official World Golf Rank: #4 : 2020 Barracuda Championship

Career Largest Paycheck: \$1,980,000 : 2018 THE PLAYERS Championship (Finished 1)

2019-20 Season Highlights

Won twice and finished the season tied with Harris English for 12th in the FedExCup standings, advancing to the TOUR Championship for the fourth consecutive season and eighth total. Victories came at the Waste Management Phoenix Open and the RBC Heritage, marking his second multi-win season on the PGA TOUR and first since 2011. Won the Byron Nelson Award for the PGA TOUR's lowest Scoring Average (68.978). Was recognized through the Wyndham Rewards Top 10, holding the No. 3 position in the FedExCup standings entering the Playoffs. Marks in Scoring Average – Actual (68.06), Back-Nine Scoring Average (33.96) and Par-4 Scoring Average (3.89) were all lower than any recorded from 1983 (when the PGA TOUR began tracking hole-by-hole data) through 2019. Took over the lead in the FedExCup standings following the win at the RBC Heritage and held it for a total of three weeks. In total, recorded eight top-10s, including five finishes of T3 or better, and made the cut in 12 of 14 starts. Led the PGA TOUR in Scoring Average (68.978), Scoring Average – Actual (68.06), Birdie Average (4.67), Par Breakers (26.50 percent), Front-Nine Scoring Average (34.10), Back-Nine Scoring Average (33.96), Par-4 Scoring Average (3.89) and Putting Average (1.691). Represented the United States at the Presidents Cup, making his third appearance at the event and first since 2013.

PGA TOUR

Shriners Hospitals for Children Open - Recorded four scores in the 60s to finish T7 at the Shriners Hospitals for Children Open. Marked his fourth top-10 in nine starts at the event. **The RSM Classic** - Fell to Tyler Duncan in a playoff at The RSM Classic, earning his second runner-up and fourth top-10 in his eighth start at the event. Dropped to 1-5 all-time in playoffs. Held the first-round lead after opening with a 7-under 65, the 10th 18-hole lead/co-lead of his career (fell to 1-for-10) and second at the event. Led the field in Birdies (25). **Sony Open in Hawaii** - Finished third at the Sony Open in Hawaii, his third top-10 at the event and first since 2018 (T4). Co-led the field in Birdies (21). Missed a 14-foot, 8-inch birdie putt at the 72nd hole and missed the playoff by one stroke. **Waste Management Phoenix Open** - Made birdie on each of the last two holes in the final round and the first extra hole to defeat Tony Finau in a playoff and win the Waste Management Phoenix Open. Marked his sixth PGA TOUR victory and first since THE PLAYERS Championship in 2018. Win came in his 287th start at age 34 years, 178 days. Recorded his third career hole-in-one in the third round (No. 12), becoming the first player since Francesco Molinari at the 2019 Arnold Palmer Invitational presented by Mastercard to make an ace and go on to win. Improved to 2-5 for his career in playoffs. Notched his fifth top-10 in 10 starts at the event. **RBC Heritage** - Won the RBC Heritage by one stroke over Abraham Ancer to earn his seventh PGA TOUR title and second of the season. Became the third player with multiple wins on the season, joining Brendon Todd and Justin Thomas, and moved to No. 1 in the FedExCup standings for the first time since the 2013-14 season. Recorded three scores of 65 or better for the second time in his career (had four such scores at the 2019 Wyndham Championship). Held the second-round lead and a share of the third-round lead. **Wyndham Championship** - Finished T3 at the Wyndham Championship, his fourth consecutive top-three result at the event. Shot a 66 or better in all four rounds (66-66-65-65).

National Team Selections

Presidents Cup : 2011, 2013, 2019 **Ryder Cup** : 2012, 2014, 2018 **Walker Cup** : 2007 **Palmer Cup** : 2007

Career Records

PGA TOUR (Playoff Record: 2 - 5)

Season	Events	Rounds	1st	2nd	3rd	Top10	Top25	Cuts Made	Cuts Missed	WD	FedExCup Rank	Earnings
Total:	297	1027	7	11	9	75	140	231	66	2		\$40,413,381
2020	14	52	2	1	2	8	10	12	2		12	\$5,097,742
2019	21	78		3	1	6	15	20	1		16	\$4,690,572
2018	26	92	1	1		9	16	23	3	1	11	\$5,376,417
2017	28	99		1	1	6	12	23	5		17	\$3,209,646
2016	20	70			1	2	7	15	5		84	\$1,450,355
2015	22	78		1		5	8	19	3		48	\$2,046,260
2014	25	84	1		3	9	11	19	6		25	\$3,539,601
2013	25	88		1		5	15	21	4		11	\$2,957,582
2012	22	76	1		1	7	10	18	4		16	\$3,436,758
2011	26	98	2	3		12	21	23	3		2	\$6,347,353
2010	31	98				2	7	18	13		85	\$972,962
2009	30	94				4	8	17	13	1	62	\$1,249,674
2008	5	14						2	3			\$38,460
2008	1(A)	4						1				
2006	1(A)	2							1			

(A) - Amateur

Top Tournaments

PGA TOUR	THE PLAYERS Championship	Masters Tournament	PGA Championship	U.S. Open	The Open Championship	WGC-HSBC Champions	WGC-Mexico	WGC-Dell Technologies Match Play	WGC-FedEx St. Jude Inv
2020	CNL		T37				T61		T12
2019	T16	T5	T29	T16	T30		T39	T56	2
2018	1	T20	T19	T10	T12		T37	T29	T24
2017	T16	CUT	T33	T35	T37			T58	
2016		T29	T13	CUT	T39				
2015	T66	T28	T54	T46	T40		T7	T17	T25
2014	CUT	CUT	CUT	T45	CUT		T47	T9	T31
2013	T15	CUT	T25	T32	T64		T20	T5	T14
2012	CUT	T44	CUT	1			T35	T33	
2011	T69		CUT	T14	T16				
2010	CUT								
2009	CUT								

FedExCup Playoffs

	THE NORTHERN TRUST	Dell Technologies Championship	BMW Championship	TOUR Championship
2020	T6			T12
2019	T18		T24	T16
2018	T28	T49	T6	T4
2017	T6	T75	T9	T13
2016	T48	CUT		
2015	T30	T44	T64	
2014	CUT	T9	T53	T23
2013	T15	T53	T24	4
2012	CUT	T18	T51	T5
2011	T10	1(P)	5	22
2010	T36	CUT		
2009	8	CUT	T61	

Personal

- Attended the same high school (Raleigh Broughton) and college (Wake Forest) as PGA TOUR and PGA TOUR Champions winner Scott Hoch.
- Grew up playing against Brendon Todd, another PGA TOUR rookie in 2009, during their youth in the Raleigh, N.C., area.
- One of six children.



Vijay Singh (VEE-jay SING)

FedExCup Champion: 2008
Height: 6'2" (1.88 m)
Weight: 208 (94 kg)
Age: 57 (February 22, 1963)
Birthplace: Lautoka, Fiji
Residence: Ponte Vedra Beach, Florida
Family: Qass Seth

Special Interests: Cricket, rugby, soccer, fitness
Turned Professional: 1982
City plays from: Fiji Islands

Exempt Status

PGA TOUR Life Member

Career Victories

PGA TOUR Victories (34):

1993 (1) Buick Classic. **1995 (2)** Phoenix Open, Buick Classic. **1997 (2)** Memorial Tournament, Buick Open. **1998 (2)** PGA Championship, Sprint International. **1999 (1)** Honda Classic. **2000 (1)** Masters Tournament. **2002 (2)** Shell Houston Open, THE TOUR Championship presented by Coca-Cola. **2003 (4)** Phoenix Open, EDS Byron Nelson Championship, John Deere Classic, FUNAI Classic at the WALT DISNEY WORLD Resort. **2004 (9)** AT&T Pebble Beach National Pro-Am, Shell Houston Open, HP Classic of New Orleans, Buick Open, PGA Championship, Deutsche Bank Championship, Bell Canadian Open, 84 LUMBER Classic, Chrysler Championship. **2005 (4)** Sony Open in Hawaii, Shell Houston Open, Wachovia Championship, Buick Open. **2006 (1)** Barclays Classic. **2007 (2)** Mercedes-Benz Championship, Arnold Palmer Invitational presented by MasterCard. **2008 (3)** World Golf Championships-Bridgestone Invitational, The Barclays, Deutsche Bank Championship.

PGA TOUR Champions Victories (4):

2017 (1) Bass Pro Shops Legends of Golf at Big Cedar Lodge. **2018 (3)** Toshiba Classic, Constellation SENIOR PLAYERS Championship, Charles Schwab Cup Championship.

2019-20 Season Highlights

PGA TOUR Champions

Charles Schwab Series at Bass Pro Shops Big Cedar Lodge - Finished T5 at Charles Schwab Series at Bass Pro Shops Big Cedar Lodge. The finish marked his individual best on Tour since winning the 2018 Charles Schwab Cup Championship.

National Team Selections

Presidents Cup : 1994, 1996, 1998, 2000, 2003, 2005, 2007, 2009 **World Cup** : 2001, 2002, 2013

Career Records

PGA TOUR (Playoff Record: 8 - 4)

Season	Events	Rounds	1st	2nd	3rd	Top 10	Top 25	Cuts Made	Cuts Missed	WD	FedExCup Rank	Earnings
Total:	631	2183	34	28	17	185	315	505	120	7		\$71,236,216
2020	8	18						1	7		244	\$20,088
2019	6	14				1	1	1	5		197	\$244,800
2018	10	31						5	5		226	\$95,334
2017	18	48					2	6	12		178	\$337,305
2016	22	72		1		2	2	14	8		99	\$1,210,104
2015	23	78				1	4	16	7		119	\$752,462
2014	25	83		1		1	3	16	9		87	\$989,028
2013	19	61					1	12	7		146	\$309,351
2012	27	99				5	9	23	3	1	33	\$1,586,305
2011	25	79		1	2	5	8	17	8	1	28	\$2,371,050
2010	24	74				2	8	17	6	1	57	\$1,334,262
2009	21	69				3	6	15	6		81	\$1,276,815
2008	23	78	3	2	1	8	14	18	5		1	\$6,601,094
2007	27	100	2	1		7	16	25	2		10	\$4,728,376
2006	27	100	1	2		13	17	25	2			\$4,602,416
2005	30	109	4	2	3	18	25	26	4			\$8,017,336
2004	29	110	9	2	1	18	24	28	1			\$10,905,166
2003	27	102	4	5		18	24	26	1			\$7,573,907
2002	28	96	2		2	11	17	24	4			\$3,756,563
2001	26	92		2	4	14	22	24	2			\$3,440,829
2000	26	92	1	1	3	8	15	24	2			\$2,573,835
1999	29	101	1	1	1	11	21	26	2	1		\$2,283,233
1998	26	93	2	3		7	18	23	2	1		\$2,238,998
1997	21	83	2			4	9	21				\$1,059,236
1996	24	90		1		9	16	24				\$855,140
1995	22	79	2			9	13	17	5			\$1,018,713
1994	20	67		2		3	7	15	3	2		\$325,959
1993	14	49	1	1		6	10	12	2			\$657,831
1992	4	16				1	3	4				\$70,680

(A) - Amateur

Player Statistics

Career Low Round: 61 - 2006 Deutsche Bank Championship (Round 3)

Career High FedExCup Rank: #1 : 2008 THE TOUR Championship presented by Coca-Cola

Career High Official World Golf Rank: #1 : 2005 the Memorial Tournament

Career Largest Paycheck: \$1,350,000 : 2008 World Golf Championships-Bridgestone Invitational (Finished 1)

Top Tournaments

PGA TOUR									
	THE PLAYERS Championship	Masters Tournament	PGA Championship	U.S. Open	The Open Championship	WGC-HSBC Champions	WGC-Mexico	WGC-Dell Technologies Match Play	WGC-FedEx St. Jude Inv
2019	CUT	CUT							
2018		49	78						
2017	T16	CUT	66						
2016	T28	CUT	CUT		CUT				
2015	T63	54	T37						
2014		T37	T35						
2013	CUT	T38	T68		CUT				
2012	CUT	T27	T36	CUT	T9		T66		
2011	CUT	CUT	CUT				T22		
2010	CUT	CUT	T39	T40	T37		T11	T33	T58
2009	T9	T30	T16	T27	T38		T53	T17	T29
2008	CUT	T14	CUT	T65	CUT		T2	T5	1
2007	T44	T13	CUT	T20	T27		T11	T17	T56
2006	T8	T8	CUT	T6	CUT		T56	T9	T45
2005	T12	T5	T10	T6	T5		T6	T17	T3
2004	T13	T6	1(P)	T28	T20			T17	T32
2003	CUT	T6	T34	T20	T2		T2		T6
2002	CUT	7	8	T30	CUT		3	T17	T11
2001	2	T18	T51	T7	T13			T17	T13
2000	T33	1	CUT	T8	T11		T3	T33	
1999	T20	T24	T49	T3	CUT		T16	T17	T15
1998	T54	CUT	1	T25	T19				
1997	T31	T17	T13	T77	T38				
1996	T8	T39	T5	T7	T11				
1995	T43	CUT	CUT	T10	T6				
1994	T55	T27	CUT		T20				
1993	T28		4	CUT	T59				
1992			T48		T51				
1991					T12				
1990					T12				
1989					T23				

FedExCup Playoffs

	THE NORTHERN TRUST	Dell Technologies Championship	BMW Championship	TOUR Championship
2016	T53	CUT		
2015	T66			
2014	T68	T35		
2012	T46	T26	8	
2011	T3	CUT	67	T16
2010	CUT	T11	T24	
2009	CUT	T54		
2008	1(P)	1	T44	T22
2007	CUT	T60	64	T7

Personal

- Fiji's only world-class golfer.
- Learned game from his father, an airplane technician who also taught golf.
- Noted for his rigorous practice routine.
- Once held a club professional position in Borneo.
- Of Indian ancestry, first name means "victory" in Hindi.
- Established the Vijay Singh Charitable Foundation, benefiting charities and non-profit agencies that provide assistance, shelter, counseling and support to women and children who are victims of domestic abuse. The Betty Griffin House of St John's County, Fla. (Safety Shelter of St. John's County), was one of the first beneficiaries of the foundation.



Roger Sloan

Height: 6'2" (1.88 m)
Weight: 175 (79 kg)
Age: 33 (May 15, 1987)
Birthplace: Calgary, Alberta, Canada
Residence: Houston, Texas
Family: Wife, Casey; Leighton, Jude

Education: University of Texas-El Paso (2009, Finance)
Turned Professional: 2009
City plays from: Merritt, Canada

Exempt Status

PGA TOUR Top 125 in 2018-19 FedExCup standings (thru 2020-21)

Career Victories

Korn Ferry Tour Victories (1):

2014 (1) Nova Scotia Open.

Mackenzie Tour-PGA TOUR Canada Victories (1):

2011 (1) The Western Championship.

2019-20 Season Highlights

PGA TOUR

Wyndham Championship - Shot a 62 in the first round of the Wyndham Championship to hold a share of the lead before finishing T31. Opening 62 marked first career sub-64 score and 18-hole co-lead was his first lead/co-lead after any round on the PGA TOUR. Made 186 feet, 7 inches of putts in the first round, the most in a round in the 13 years since the Wyndham Championship moved to Sedgfield Country Club in 2008.

Career Records

PGA TOUR (Playoff Record: 0-0)

Season	Events	Rounds	1st	2nd	3rd	Top 10	Top 25	Cuts Made	Cuts Missed	WD	FedExCup Rank	Earnings
Total:	70	197		1		3	9	33	37			\$1,441,151
2020	20	51					1	7	13		169	\$253,597
2019	27	84		1		3	7	17	10		93	\$1,015,661
2018	1	4						1				\$26,040
2015	20	52					1	7	13		200	\$133,048
2013	1	4						1				\$12,805
2011	1	2							1			

(A) - Amateur

Top Tournaments

PGA TOUR	THE PLAYERS Championship	Masters Tournament	PGA Championship	U.S. Open	The Open Championship	WGC-HSBC Champions	WGC-Mexico	WGC-Dell Technologies Match Play	WGC-FedEx St. Jude Inv
2020	CNLC								

FedExCup Playoffs

THE NORTHERN TRUST	Dell Technologies Championship	BMW Championship	TOUR Championship
2019	T64		

Player Statistics

Career Low Round: 62 - 2020 Wyndham Championship (Round 1)

Career High FedExCup Rank: #43 : 2020 Safeway Open

Career High Official World Golf Rank: #197 : 2020 Safeway Open

Career Largest Paycheck: \$198,000 : 2019 Puerto Rico Open (Finished 2)

Personal

- Favorite golf memory was shooting a 58 and losing money to his dad.
- Grew up playing on a nine-hole golf course.
- Still plays hockey during his weeks home.
- Favorite teams are the Boston Red Sox and the Calgary Flames.
- Enjoys ski trips to Whistler and Silver Star with friends and family.



Cameron Smith

Height: 5'11" (1.8 m)
Weight: 172 (78 kg)
Age: 27 (August 18, 1993)
Birthplace: Brisbane, Australia
Residence: Jacksonville, Florida
Family: Single

Special Interests: Cars, enjoying quality time with friends and family
Turned Professional: 2013
City plays from: Brisbane, Australia

Exempt Status

PGA TOUR Tournament winner (thru 2022-23)

Career Victories

PGA TOUR Victories (2):

2017 (1) Zurich Classic of New Orleans. **2020 (1)** Sony Open in Hawaii.

Player Statistics

Career Low Round: 63 - 2017 Wyndham Championship (Round 1)

Career High FedExCup Rank: #5 : 2020 Sony Open in Hawaii

Career High Official World Golf Rank: #24 : 2019 Arnold Palmer Invitational presented by Mastercard

Career Largest Paycheck: \$1,188,000 : 2020 Sony Open in Hawaii (Finished 1)

2019-20 Season Highlights

Earned his second career PGA TOUR victory at the Sony Open in Hawaii, advancing to the TOUR Championship for the second time and ending the season tied for No. 24 in the FedExCup standings. Marked his fourth consecutive season in the FedExCup Playoffs. Victory came via a playoff against Brendan Steele and represented his first career stroke-play title. Recorded eight top-25s, highlighted by two top-10s, and made 13 cuts in 19 starts. Made his Presidents Cup debut, representing the International Team at the 2019 event played in his home country of Australia.

PGA TOUR

THE CJ CUP @ NINE BRIDGES - Carded four scores in the 60s to tie Gary Woodland and Hideki Matsuyama for third at THE CJ CUP @ NINE BRIDGES. Became the only player to finish in the top 10 in each of the first three editions of the event. Marked best result since the 2018 Dell Technologies Championship (3rd). **Sony Open in Hawaii** - Defeated Brendan Steele in a playoff to win the Sony Open in Hawaii, earning his second career PGA TOUR victory and first since the 2017 Zurich Classic of New Orleans (with Jonas Blixt). Made a birdie-4 on the 72nd hole to force the playoff and won with a par on the first extra hole (par-4 10th). Began the final round in second place and three strokes behind Steele. Pledged at the beginning of the week to donate \$500 per birdie and \$1,000 per eagle to relief efforts for the Australian wildfires and went on to co-lead the field in Birdies (21). Became the first player in the ShotLink era (est. 2003) to play the first two holes in 4-over or worse and go on to win. Led the field in Strokes Gained: Putting (2.058 per round), surpassing 2.0 strokes in that category for the fifth time in his career.

National Team Selections

Presidents Cup : 2019 **Eisenhower Trophy** : 2012 **World Cup** : 2018

Career Records

PGA TOUR (Playoff Record: 2 - 0)

Season	Events	Rounds	1st	2nd	3rd	Top 10	Top 25	Cuts Made	Cuts Missed	WD	FedExCup Rank	Earnings
Total:	129	410	2	4	18	42	85	44				\$11,077,269
2020	19	64	1		1	2	8	13	6		24	\$2,372,487
2019	23	74				3	8	17	6		84	\$1,504,820
2018	24	78			3	7	12	18	6		12	\$3,622,607
2017	26	82	1			4	6	16	10		46	\$2,123,216
2016	24	69					3	13	11		157	\$477,843
2015	13	43				2	5	8	5			\$976,297

(A) - Amateur

Top Tournaments

PGA TOUR	THE PLAYERS Championship	Masters Tournament	PGA Championship	U.S. Open	The Open Championship	WGC-HSBC Champions	WGC-Mexico	WGC-Dell Technologies Match Play	WGC-FedEx St. Jude Inv
2020	CNL		T43			T60	T22		T59
2019	T56	T51	T64	T72	T20	T54	T6	T61	T12
2018	CUT	T5	T56	CUT	78			T5	23
2017	CUT		CUT		CUT				
2016		T55		T59		T64			
2015			T25	T4					

FedExCup Playoffs

	THE NORTHERN TRUST	Dell Technologies Championship	BMW Championship	TOUR Championship
2020	T18		T20	T24
2019	T59			
2018	T3	3	T65	20
2017	CUT	CUT	T12	

Personal

- Brisbane native is an avid supporter of the Brisbane Broncos' rugby league team.
- Shares the same name as the Australian national rugby league team captain, causing confusion in his homeland.
- Has aspirations to open a coffee shop when he retires.
- Father, Des, is an accomplished golfer.
- Owns a pet, a dachshund named Kendrick.
- Passionate about tinkering with his cars when he is at home.



Brandt Snedeker

FedExCup Champion: 2012
Height: 6'1" (1.85 m)
Weight: 185 (84 kg)
Age: 39 (December 08, 1980)
Birthplace: Nashville, Tennessee
Residence: Nashville, Tennessee
Family: Wife, Mandy; Lily, Austin

Education: Vanderbilt University (2004, Communications)
Special Interests: Hunting, fishing
Turned Professional: 2004
City plays from: Franklin, TN, United States

Exempt Status

PGA TOUR Tournament winner (thru 2020-21)

Career Victories

PGA TOUR Victories (9):

2007 (1) Wyndham Championship. **2011 (1)** The Heritage. **2012 (2)** Farmers Insurance Open, TOUR Championship by Coca-Cola. **2013 (2)** AT&T Pebble Beach National Pro-Am, RBC Canadian Open. **2015 (1)** AT&T Pebble Beach National Pro-Am. **2016 (1)** Farmers Insurance Open. **2018 (1)** Wyndham Championship.

Korn Ferry Tour Victories (2):

2006 (2) Scholarship America Showdown at Somerby, Permian Basin Charity Golf Classic.

2019-20 Season Highlights

Qualified for the FedExCup Playoffs, one of nine players to do so in each of the first 14 seasons of the FedExCup era, and finished the season No. 106 in the FedExCup standings. Failed to finish inside the top 100 in the standings for the first time in his career. Made 10 of 16 cuts with one top-10 result, recording fewer than three top-10s for the first time in his career.

PGA TOUR

Farmers Insurance Open - Tied Rory McIlroy for third at the Farmers Insurance Open, his sixth top-three result in 14 starts at the event. Led the field in Par-4 Scoring Average (3.80).

National Team Selections

Presidents Cup : 2013 **Ryder Cup** : 2012, 2016 **World Cup** : 2008

Career Records

PGA TOUR (Playoff Record: 2 - 2)

Season	Events	Rounds	1st	2nd	3rd	Top 10	Top 25	Cuts Made	Cuts Missed	WD	FedExCup Rank	Earnings
Total:	351	1187	9	8	10	77	143	258	92	3		\$38,821,350
2020	16	53			1	1	4	10	6		106	\$896,750
2019	27	99		1		6	12	24	3		24	\$3,122,936
2018	25	82	1		1	4	8	17	8		40	\$2,448,970
2017	15	50				4	8	12	3		73	\$1,625,806
2016	27	89	1	1	2	7	14	21	6	1	15	\$3,960,142
2015	27	95	1	1		8	13	22	5		23	\$3,698,056
2014	25	87				3	10	20	5		86	\$1,652,380
2013	23	79	2	2	1	9	13	17	6		12	\$5,318,087
2012	22	78	2	1	1	7	10	20	2	1	1	\$4,989,739
2011	26	85	1		2	7	14	16	9	1	8	\$3,587,206
2010	26	89		1		5	9	18	8		37	\$1,602,690
2009	26	81		1		5	8	14	12		33	\$1,483,557
2008	26	84			1	5	7	19	7		34	\$1,531,442
2007	29	105	1		1	6	13	23	6		20	\$2,836,643
2005	2	6						1	1			\$12,731
2004	8	21						3	5			\$54,215
2004	1(A)	4						1				

(A) - Amateur

Top Tournaments

PGA TOUR	THE PLAYERS Championship	Masters Tournament	PGA Championship	U.S. Open	The Open Championship	WGC-HSBC Champions	WGC-Mexico	WGC-Dell Technologies Match Play	WGC-FedEx St. Jude Inv
2020	CNL		T51				T22		T67
2019	T5	CUT	T16	77	CUT	T30		T24	T27
2018	CUT		T42	T48	CUT				
2017		T27		T9			T7	T17	DNS
2016	CUT	T10	T56	CUT	T22		W/D	T9	T21
2015	CUT	CUT	T12	8	CUT	T10	T17	T52	T33
2014	T48	T37	T13	T9	T58	T55	46	T17	T12
2013	T8	T6	T66	T17	T11		DNS		T33
2012	CUT	T19	CUT		T3	T11	T45	T9	T50
2011	CUT	T15	CUT	T11	CUT				T33
2010	CUT		T39	T8					
2009		CUT	CUT	CUT	CUT				
2008	CUT	T3	T24	T9	CUT		T48	T33	T43
2007	T12		T18	T23					
2005				CUT					
2004		T41							

FedExCup Playoffs

	THE NORTHERN TRUST	Dell Technologies Championship	BMW Championship	TOUR Championship
2020	CUT			
2019	T6		T5	T24
2018		T31	67	
2016	T48	T46	T13	T17
2015	CUT	T44	66	T22
2014	CUT	CUT		
2013	CUT	T47	T8	T20
2012	2	6	T37	1
2011	T3	T3	T22	T16
2010	CUT	T5	T37	
2009	T12	T32	T10	
2008	T68	T27	T55	
2007	CUT	T47	T14	T29

Personal

- Introduced to golf by maternal grandmother, who managed a golf course in West Plains, Mo.
- Attended the same Nashville private school as Reese Witherspoon.
- After winning the 2012 FedExCup started the Brandt and Mandy Snedeker Foundation with his wife to benefit children in Middle Tennessee.



J.J. Spaun

Height: 5'9" (1.75 m)
Weight: 185 (83 kg)
Age: 30 (August 21, 1990)
Birthplace: Los Angeles, California
Residence: San Dimas, California
Family: Wife, Melody

Education: San Diego State University (2012, Social Sciences)
Special Interests: Guitar, Disneyland, Jordan collector
Turned Professional: 2012
City plays from: Los Angeles, CA, United States

Exempt Status

PGA TOUR Top 125 in 2018-19 FedExCup standings (thru 2020-21)

Career Victories

Korn Ferry Tour Victories (1):

2016 (1) News Sentinel Open presented by Pilot.

Mackenzie Tour-PGA TOUR Canada Victories (1):

2015 (1) Staal Foundation Open presented by Tbaytel.

Career Records

PGA TOUR (Playoff Record: 0-0)

Season	Events	Rounds	1st	2nd	3rd	Top 10	Top 25	Cuts Made	Cuts Missed	WD	FedExCup Rank	Earnings
Total:	104	311		1	3	9	18	64	36	4		\$4,560,266
2020	20	58						10	10		185	\$232,472
2019	26	82			1	2	5	19	6	1	99	\$1,205,977
2018	27	79		1	2	4	7	16	10	1	62	\$1,978,906
2017	29	86				3	6	18	9	2	97	\$1,122,611
2016	1	2							1			
2015	1	4						1				\$20,300

(A) - Amateur

Top Tournaments

PGA TOUR	THE PLAYERS Championship	Masters Tournament	PGA Championship	U.S. Open	The Open Championship	WGC-HSBC Champions	WGC-Mexico	WGC-Dell Technologies Match Play	WGC-FedEx St. Jude Inv
2020	CN								
2019	W/D		T54						
2018	CUT		T35						

FedExCup Playoffs

	THE NORTHERN TRUST	Dell Technologies Championship	BMW Championship	TOUR Championship
2019	CUT			
2018	T60	T66	T45	
2017	T54	T75		

Player Statistics

Career Low Round: 62 - 2018 The RSM Classic (Round 3)

Career High FedExCup Rank: #10 : 2018 The RSM Classic

Career High Official World Golf Rank: #103 : 2017 RBC Heritage

Career Largest Paycheck: \$669,600 : 2018 The RSM Classic (Finished 2)

Personal

- Is of Filipino descent from his mother's side.
- Is a season-pass holder at Disneyland.



Jordan Spieth (SPEETH)

FedExCup Champion: 2015

Height: 6'1" (1.85 m)

Weight: 175 (79 kg)

Age: 27 (July 27, 1993)

Birthplace: Dallas, Texas

Residence: Dallas, Texas

Family: Wife, Annie

Education: University of Texas

Special Interests: Basketball, beach, fishing; all Dallas-area professional sports teams

Turned Professional: 2012

City plays from: Dallas, TX, United States

Exempt Status

PGA TOUR Winner, U.S. Open (thru 2022-23)

Career Victories

PGA TOUR Victories (11):

2013 (1) John Deere Classic. **2015 (5)** Valspar Championship, Masters Tournament, U.S. Open, John Deere Classic, TOUR Championship by Coca-Cola. **2016 (2)** Hyundai Tournament of Champions, DEAN & DELUCA Invitational. **2017 (3)** AT&T Pebble Beach Pro-Am, Travelers Championship, The Open Championship.

Player Statistics

Career Low Round: 61 - 2015 John Deere Classic (Round 3)

Career High FedExCup Rank: #1 : 2017 BMW Championship

Career High Official World Golf Rank: #1 : 2016 Arnold Palmer Invitational presented by MasterCard

Career Largest Paycheck: \$1,845,000 : 2017 The Open Championship (Finished 1)

2019-20 Season Highlights

Ended the season No. 107 in the FedExCup standings and advanced to the FedExCup Playoffs for the eighth consecutive season. Failed to advance to the BMW Championship for the first time in his career. Recorded three top-10s and made 14 of 17 cuts.

National Team Selections

Presidents Cup : 2013, 2015, 2017 **Ryder Cup :** 2014, 2016, 2018 **Walker Cup :** 2011

Career Records

PGA TOUR (Playoff Record: 4 - 3)

Season	Events	Rounds	1st	2nd	3rd	Top 10	Top 25	Cuts Made	Cuts Missed	WD	FedExCup Rank	Earnings
Total:	190	665	11	13	7	64	110	158	32			\$41,280,410
2020	17	62				3	4	14	3		107	\$1,138,146
2019	23	79			1	4	8	19	4		44	\$2,124,192
2018	23	76			2	5	13	18	5		31	\$2,793,536
2017	23	78	3	3	2	12	17	20	3		2	\$9,433,033
2016	21	76	2	1	1	8	16	19	2		9	\$5,538,470
2015	25	88	5	4	1	15	19	21	4		1	\$12,030,465
2014	27	98		2		8	18	24	3		15	\$4,342,748
2013	23	82	1	3		9	13	18	5		7	\$3,879,820
2012	5 (A)	16					1	3	2			
2011	1 (A)	4						1				
2010	2 (A)	6					1	1	1			

(A) - Amateur

Top Tournaments

PGA TOUR	THE PLAYERS Championship	Masters Tournament	PGA Championship	U.S. Open	The Open Championship	WGC-HSBC Champions	WGC-Mexico	WGC-Dell Technologies Match Play	WGC-FedEx St. Jude Inv
2020	CNL		T71			T43	T58		T30
2019	CUT	T21	T3	T65	T20		T54	T24	T12
2018	T41	3	T12	CUT	T9		T14	T17	T60
2017	CUT	T11	T28	T35	1		T12	T30	T13
2016	CUT	T2	T13	T37	T30	T7	T17	T9	T3
2015	CUT	1	2	1	T4	T35	T17	T17	T10
2014	T4	T2	CUT	T17	T36	17	T34	T5	49
2013			CUT	CUT	T44				
2012				T21					

FedExCup Playoffs

	THE NORTHERN TRUST	Dell Technologies Championship	BMW Championship	TOUR Championship
2020	CUT			
2019	T6		T37	
2018	T25		T55	
2017	2 (P)	T12	T7	T7
2016	T10	T21	9	T17
2015	CUT	CUT	T13	1
2014	T22	T29	T8	T27
2013	T19	T4	T16	T2

Personal

- Born and raised in Dallas.
- His mom and dad both played collegiate sports, and his brother, Steven, plays professional basketball. Says his younger sister, Ellie, who has special needs, is his hero.
- Married his high school sweetheart, Annie, in November 2018.
- Started the Jordan Spieth Family Foundation in 2014 as a platform to lend time, awareness and financial assistance to special-needs youth, military families, junior golf and pediatric cancer and has given over \$1.5 million to community groups within these four pillars.



Kevin Stadler

Height: 5'10" (1.78 m)
Weight: 250 (kg)
Age: 40 (February 05, 1980)
Birthplace: Reno, Nevada
Residence: Scottsdale, Arizona
Family: Single

Education: University of Southern California (2002)
Special Interests: Hockey, football, all sports, reading
Turned Professional: 2002
City plays from: Denver, CO, United States

Exempt Status

PGA TOUR Major Medical Extension

Career Victories

PGA TOUR Victories (1):

2014 (1) Waste Management Phoenix Open.

Korn Ferry Tour Victories (4):

2004 (2) Lake Erie Charity Classic at Peek 'n Peak Resort, Scholarship America Showdown. **2006 (2)** Xerox Classic, Albertsons Boise Open Pres'd by First Health.

Player Statistics

Career Low Round: 61 - 2008 Frys.com Open (Round 2)

Career High FedExCup Rank: #7 : 2014 Waste Management Phoenix Open

Career High Official World Golf Rank: #52 : 2014 The Barclays

Career Largest Paycheck: \$1,116,000 : 2014 Waste Management Phoenix Open (Finished 1)

Career Records

PGA TOUR (Playoff Record: 0 - 1)

Season	Events	Rounds	1st	2nd	3rd	Top 10	Top 25	Cuts Made	Cuts Missed	WD	FedExCup Rank	Earnings
Total:	277	845	1	2	1	23	58	161	113	5		\$9,698,197
2020	10	22							10			
2019	3	6							3			
2015	5	10						3	2	2	226	\$42,160
2014	26	89	1			3	8	21	4	1	38	\$2,300,307
2013	25	79			1	3	4	17	8		33	\$1,281,177
2012	25	81				5	12	18	7		34	\$1,546,036
2011	27	88				1	6	17	10		113	\$768,172
2010	28	86				5	7	16	11		122	\$931,720
2009	20	65		1		1	6	13	7		95	\$925,514
2008	30	90				1	5	16	14	1	151	\$598,945
2007	31	95		1		2	5	16	14	1	108	\$810,876
2006	6	22					2	5	1			\$75,973
2005	33	92				2	3	15	18			\$367,775
2004	5	16						4	1			\$49,541
2003	2	2							2			
2002	1(A)	2							1			

(A)-Amateur

Top Tournaments

PGA TOUR	THE PLAYERS Championship	Masters Tournament	PGA Championship	U.S. Open	The Open Championship	WGC-HSBC Champions	WGC-Mexico	WGC-Dell Technologies Match Play	WGC-FedEx St. Jude Inv
2015		CUT				W/D			
2014	CUT	T8	T64	T63	T39		T47	T33	T19
2013	CUT		CUT						
2012	T25								
2011	CUT								
2010	T58		CUT						
2008	T15				T58				
2007					T51		T68		
2006				CUT					T13
2004				65					

FedExCup Playoffs

	THE NORTHERN TRUST	Dell Technologies Championship	BMW Championship	TOUR Championship
2014	T46	T16	T50	
2013	T43	T4	T33	
2012	T10	T10	T45	
2011	T64			
2010	CUT			
2009	CUT	CUT		
2007	CUT	CUT		

Personal

- The oldest son of 1982 Masters champion and 13-time PGA TOUR winner Craig Stadler. Craig caddied for his son in his 2002 Colorado Open victory. Just minutes after the elder Stadler won the Bank of America Championship on PGA TOUR Champions in 2004, he won the Lake Erie Charity Classic on the Korn Ferry Tour, making them the first father-son duo to accomplish such a feat since Bob Duval won the Emerald Coast Classic on the PGA TOUR Champions and son David captured THE PLAYERS Championship on March 28, 1999.



Scott Stallings

Height: 6'0" (1.83 m)
Weight: 195 (88 kg)
Age: 35 (March 25, 1985)
Birthplace: Worcester, Massachusetts
Residence: Knoxville, Tennessee
Family: Wife, Jennifer; Finn, Millie White

Education: Tennessee Tech (2007, Business Management)
Turned Professional: 2007
City plays from: Oak Ridge, TN, United States

Exempt Status

PGA TOUR Top 125 in 2019-20 FedExCup standings (thru 2020-21)

Career Victories

PGA TOUR Victories (3):

2011 (1) The Greenbrier Classic. **2012 (1)** True South Classic. **2014 (1)** Farmers Insurance Open.

Player Statistics

Career Low Round: 60 - 2017 Barbasol Championship (Round 3)

Career High FedExCup Rank: #10 : 2014 Farmers Insurance Open

Career High Official World Golf Rank: #53 : 2014 Northern Trust Open

Career Largest Paycheck: \$1,098,000 : 2014 Farmers Insurance Open (Finished 1)

2019-20 Season Highlights

Advanced to the FedExCup Playoffs for a fourth consecutive season and eighth overall, finishing the season No. 120 in the FedExCup standings. Posted a pair of top-10 finishes and made 15 cuts in 20 starts.

PGA TOUR

Rocket Mortgage Classic - Held a share of the 18-hole lead at the Rocket Mortgage Classic before finishing T39. Marked his third career 18-hole lead/co-lead (fell to 0-for-3).

Career Records

PGA TOUR (Playoff Record: 1-1)												
Season	Events	Rounds	1st	2nd	3rd	Top 10	Top 25	Cuts Made	Cuts Missed	WD	FedExCup Rank	Earnings
Total:	259	759	3	2	3	21	52	134	122	3		\$11,724,479
2020	20	67				2	3	15	5		120	\$664,849
2019	26	78			1	2	5	15	11		109	\$1,080,451
2018	30	90				2	5	18	12		93	\$1,147,573
2017	27	77			1	3	6	14	12	1	101	\$955,337
2016	27	70				1	6	11	15	1	128	\$697,434
2015	19	60		1		1	5	11	8		129	\$919,619
2014	28	76	1			1	1	12	16		84	\$1,385,689
2013	27	79		1		4	6	13	14		63	\$1,622,627
2012	27	78	1			3	8	12	14	1	75	\$1,293,739
2011	28	84	1		1	2	7	13	15		57	\$1,957,162

(A) - Amateur

Top Tournaments

PGA TOUR										
	THE PLAYERS Championship	Masters Tournament	PGA Championship	U.S. Open	The Open Championship	WGC-HSBC Champions	WGC-Mexico	WGC-Dell Technologies Match Play	WGC-FedEx St. Jude Inv	
2020	CN1									
2019	CUT									
2018	CUT			CUT						
2015	75					T53				
2014	T65	CUT	CUT		CUT			T33		T52
2013	CUT		T55	T53	CUT					
2012	CUT	T27	CUT							
2011			CUT			T42				T29

FedExCup Playoffs

	THE NORTHERN TRUST	Dell Technologies Championship	BMW Championship	TOUR Championship
2020	CUT			
2019	CUT			
2018	T28	T49		
2017	T43			
2014	CUT	T35		
2013	CUT	T35	T69	
2012	T24	T66		
2011	CUT	T52	62	

Personal

- Quit all sports at age 12 except golf after going to the 1997 Masters and watching Tiger Woods dominate the field.
- Biggest thrill in golf was teaching the sport to wounded veterans in the Army.
- Favorite college team is the Tennessee Volunteers and roots for the Boston Red Sox, Boston Celtics and New England Patriots.
- Says if he wasn't a professional golfer he'd want to be a pediatrician.
- Is involved in the Wounded Warrior project, along with Pray with Africa and Knoxville Church.



Kyle Stanley

Height: 5'11" (1.8 m)
Weight: 165 (75 kg)
Age: 32 (November 19, 1987)
Birthplace: Gig Harbor, Washington
Residence: Gig Harbor, Washington
Family: Wife, Dolly

Education: Clemson University
Special Interests: Music, movies, cars, clothes
Turned Professional: 2009
City plays from: Gig Harbor, WA, United States

Exempt Status

PGA TOUR Top 125 in 2018-19 FedExCup standings (thru 2020-21)

Career Victories

PGA TOUR Victories (2):

2012 (1) Waste Management Phoenix Open. **2017 (1)** Quicken Loans National.

Player Statistics

Career Low Round: 62 - 2012 Farmers Insurance Open (Round 1)

Career High FedExCup Rank: #1 : 2012 World Golf Championships-Accenture Match Play Championship

Career High Official World Golf Rank: #26 : 2018 World Golf Championships-Bridgestone Invitational

Career Largest Paycheck: \$1,278,000 : 2017 Quicken Loans National (Finished 1)

2019-20 Season Highlights

Finished the season No. 133 in the FedExCup standings, ending a streak of four consecutive appearances in the FedExCup Playoffs. Made eight cuts in 20 starts, with his best finish of the season coming at the Puerto Rico Open (T3).

PGA TOUR

Puerto Rico Open - Finished T3 at the Puerto Rico Open, his best result on TOUR since a runner-up at the 2018 World Golf Championships-FedEx St. Jude Invitational. Shot a first-round 64 to hold a two-stroke lead and was tied for the lead after two rounds, falling to 0-for-4 with the 18-hole lead/co-lead and 0-for-5 with the 36-hole lead/co-lead. Made nine birdies in the first round, recording nine or more for the third time in his career (first since 2017 THE NORTHERN TRUST). Hit every green in regulation in round one, doing so for the fourth time in his career (first since 2019 The RSM Classic). Led the field in Par-4 Scoring Average (3.75).

National Team Selections

Walker Cup : 2007 **World Cup** : 2018

Career Records

PGA TOUR (Playoff Record: 1-2)

Season	Events	Rounds	1st	2nd	3rd	Top 10	Top 25	Cuts Made	Cuts Missed	WD	FedExCup Rank	Earnings
Total:	259	816	2	4	3	22	72	166	93			\$15,739,476
2020	20	53			1	1	4	8	12		133	\$490,359
2019	25	76				1	9	16	9		103	\$1,117,604
2018	26	88		2		5	13	20	6		27	\$3,916,001
2017	29	100	1			5	12	23	6		24	\$3,402,106
2016	28	89					5	18	10		116	\$580,734
2015	12	37					3	8	4		181	\$245,504
2014	28	83				1	3	16	12		158	\$473,581
2013	24	71			2	3	5	12	12		77	\$1,462,943
2012	27	84	1	1		2	8	17	10		31	\$2,351,857
2011	28	98		1		4	9	22	6		34	\$1,523,657
2010	3	9						1	2			\$43,090
2009	5	18					1	4	1			\$132,039
2009	2 (A)	6						1	1			
2008	1 (A)	2							1			
2007	1 (A)	2							1			

(A) - Amateur

Top Tournaments

PGA TOUR	THE PLAYERS Championship	Masters Tournament	PGA Championship	U.S. Open	The Open Championship	WGC-HSBC Champions	WGC-Mexico	WGC-Dell Technologies Match Play	WGC-FedEx St. Jude Inv
2020	CN1								
2019	CUT	T21	CUT	T65	T41	T22	T58	T24	
2018	CUT	52	CUT	CUT	T39	T5	T25	T5	2
2017	T4		CUT		CUT				T41
2014	T1								
2013	T33		CUT	73	CUT				
2012	CUT	CUT	CUT	CUT	T39	T65	T51	T17	T16
2011				T44					
2009				53					
2008				CUT					

FedExCup Playoffs

	THE NORTHERN TRUST	Dell Technologies Championship	BMW Championship	TOUR Championship
2019	T1			
2018	T28		T45	T15
2017	T25		T47	T20
2016	T74			
2013	T50	CUT		
2012	CUT	T42	T34	
2011	T24	T10	T22	

Personal

- Favorite college teams are the Clemson Tigers and Gonzaga University basketball team. Favorite professional team is the Seattle Seahawks.
- Superstitions include wearing the color blue.



Brendan Steele

Height: 6'2" (1.88 m)
Weight: 175 (79 kg)
Age: 37 (April 05, 1983)
Birthplace: Idyllwild, California
Residence: Irvine, California
Family: Wife, Anastasia; Victoria Everly

Education: University of California-Riverside (2005, Business Administration)
Special Interests: Hockey, music
Turned Professional: 2005
City plays from: Idyllwild, CA, United States

Exempt Status

PGA TOUR Tournament winner (thru 2020-21)

Career Victories

PGA TOUR Victories (3):

2011 (1) Valero Texas Open. **2017 (1)** Safeway Open. **2018 (1)** Safeway Open.

Korn Ferry Tour Victories (1):

2010 (1) Nationwide Tour Championship at Daniel Island.

2019-20 Season Highlights

Qualified for the FedExCup Playoffs for the eighth time in 10 seasons on TOUR, advancing to the BMW Championship for the seventh time and finishing the season No. 47 in the FedExCup standings. Marked his best result in the FedExCup since the 2016-17 season. Made 14 cuts in 20 starts, with playoff loss at the Sony Open in Hawaii his best of three top-10 finishes.

PGA TOUR

Sony Open in Hawaii - Held a three-shot 54-hole lead at the Sony Open in Hawaii before falling in a playoff to Cameron Smith. Played the final six holes of regulation in 2-over and made a bogey on the first extra hole (par-4 10th). Marked his second career runner-up on TOUR and first top-10 in an individual stroke-play event since the 2018 Waste Management Phoenix Open. Held the 54-hole lead/co-lead for the fifth time (fell to 1-for-5). **The Honda Classic** - Finished T4 at The Honda Classic, recording his second top-five of the season. Held the outright 36-hole lead, falling to 1-for-7 in his career converting the 36-hole lead/co-lead to victory.

Career Records

PGA TOUR (Playoff Record: 0-1)												
Season	Events	Rounds	1st	2nd	3rd	Top 10	Top 25	Cuts Made	Cuts Missed	WD	FedExCup Rank	Earnings
Total:	241	774	3	2	2	28	75	166	75			\$15,982,568
2020	20	64		1		3	5	14	6		47	\$1,739,131
2019	22	62					3	12	10		171	\$515,139
2018	22	67	1		1	3	7	16	6		56	\$2,291,128
2017	25	84	1			4	10	20	5		33	\$2,907,095
2016	25	84			1	2	11	19	6		63	\$1,589,266
2015	24	84		1		4	11	20	4		50	\$1,759,484
2014	26	85				4	8	18	8		79	\$1,359,890
2013	26	82				2	6	17	9		70	\$1,004,161
2012	24	73				3	6	14	10		130	\$840,965
2011	27	89	1			3	8	16	11		52	\$1,976,310

(A) - Amateur

Top Tournaments

PGA TOUR									
THE PLAYERS Championship	Masters Tournament	PGA Championship	U.S. Open	The Open Championship	WGC-HSBC Champions	WGC-Mexico	WGC-Dell Technologies Match Play	WGC-FedEx St. Jude Inv	
2020 CNL		T22							
2019 CUT									
2018 T79	CUT	CUT	63	T47		T20	T17		T60
2017 T6	T27	CUT	T13	CUT		T48	T30		T24
2016 T57		CUT	T15	CUT					
2015 CUT		T12							
2014 T26		T58		CUT					
2013 CUT			CUT						
2012 CUT	CUT								
2011 CUT		T19							T48

FedExCup Playoffs			
THE NORTHERN TRUST	Dell Technologies Championship	BMW Championship	TOUR Championship
2020 T44		T33	
2018 CUT	CUT	64	
2017 CUT	T56	T44	
2016 T22	T2	T64	
2015 CUT	T44	T13	
2014 T57	T50		
2013 CUT	T20	61	
2011 CUT	T10	68	

Personal

- Got his start in golf at the late age of 13.
- Uncle, Anthony Geary, played Luke on "General Hospital."
- Grew up in a small town (Idyllwild, Calif.) that didn't have a golf course or a driving range.
- Favorite pro team is the Los Angeles Kings but will watch any hockey game, any team.
- Other sport favorites include the Tour de France, Fantasy Football and Olympics.
- Made his TV acting debut on an episode of Bones in 2015.



Shawn Stefani

(STEFF-uh-knee)

Height: 6'2" (1.88 m)
Weight: 205 (93 kg)
Age: 38 (December 02, 1981)
Birthplace: Baytown, Texas
Residence: Houston, Texas
Family: Wife, Jaclyn; Korbryn, Brantley Ryan

Education: Lamar University (2005, General Studies)
Special Interests: Fishing, hunting
Turned Professional: 2005
City plays from: Mont Belvieu, TX, United States

Exempt Status

PGA TOUR 126-150 in 2018-19 FedExCup standings (thru 2020-21)

Career Victories

Korn Ferry Tour Victories (2):

2012 (2) Midwest Classic Presented by Cadillac, Miccosukee Championship.

Player Statistics

Career Low Round: 63 - 2015 Humana Challenge in partnership with the Clinton Foundation (Round 3)

Career High FedExCup Rank: #7 : 2015 OHL Classic at Mayakoba

Career High Official World Golf Rank: #79 : 2015 Crowne Plaza Invitational at Colonial

Career Largest Paycheck: \$702,000 : 2014 Quicken Loans National (Finished 2)

Career Records

PGA TOUR (Playoff Record: 0 - 1)

Season	Events	Rounds	1st	2nd	3rd	Top 10	Top 25	Cuts Made	Cuts Missed	WD	FedExCup Rank	Earnings
Total:	181	558		2		12	36	106	74	1		\$6,293,081
2020	10	30					2	6	4		187	\$202,456
2019	25	76				2	6	15	10		127	\$798,831
2018	25	74				1	6	12	13		147	\$523,204
2017	26	68				1	2	11	15		165	\$404,377
2016	29	87				1	4	16	13		123	\$698,102
2015	26	94		1		3	10	21	5		54	\$1,757,803
2014	17	60		1		2	4	13	4		83	\$1,369,259
2013	21	63				2	2	11	9	1	135	\$511,399
2012	1	4						1				\$27,650
2009	1	2							1			

(A) - Amateur

Top Tournaments

PGA TOUR	THE PLAYERS Championship	Masters Tournament	PGA Championship	U.S. Open	The Open Championship	WGC-HSBC Champions	WGC-Mexico	WGC-Dell Technologies Match Play	WGC-FedEx St. Jude Inv
2017	CUT								
2016	T72								
2015	CUT		CUT						
2014	CUT		68		CUT				
2013				T59					
2009				CUT					

FedExCup Playoffs

	THE NORTHERN TRUST	Dell Technologies Championship	BMW Championship	TOUR Championship
2016	T64			
2015	T39	T65	59	
2014	T30	68		

Personal

- Biggest thrill outside golf is deer hunting.
- Carries three quarters, which he uses to mark his ball on the green. They are from 1959, 1961 and 1962.
- Enjoys watching the Houston Texans and Houston Astros.
- Bucket list includes skydiving, driving a NASCAR race car and hunting in Iowa.



Henrik Stenson

FedExCup Champion: 2013

Height: 6'2" (1.88 m)

Weight: 190 (86 kg)

Age: 44 (April 05, 1976)

Birthplace: Gothenburg, Sweden

Residence: Orlando, Florida

Family: Wife, Emma; Lisa, Karl, Alice

Special Interests: Movies, music, deep-sea fishing, fast cars, skiing, snorkeling

Turned Professional: 1999

City plays from: Gothenburg, Sweden

Exempt Status

PGA TOUR Winner, The Open Championship (thru 2022-23)

Career Victories

PGA TOUR Victories (6):

2007 (1) World Golf Championships-Accenture Match Play Championship. **2009 (1)** THE PLAYERS Championship. **2013 (2)** Deutsche Bank Championship, TOUR Championship by Coca-Cola. **2016 (1)** The Open Championship. **2017 (1)** Wyndham Championship.

National Team Selections

Ryder Cup : 2006, 2008, 2014, 2016, 2018 **Olympic Games** : 2016 **World Cup** : 2005, 2006, 2008, 2009 **Royal Trophy** : 2006, 2007, 2011

Career Records

PGA TOUR (Playoff Record: 0-0)

Season	Events	Rounds	1st	2nd	3rd	Top 10	Top 25	Cuts Made	Cuts Missed	WD	FedExCup Rank	Earnings
Total:	208	687	6	10	10	48	96	164	41	4		\$31,561,701
2020	5	14					1	2	3		201	\$155,111
2019	15	50				3	8	14	1		90	\$1,397,370
2018	16	56		1		5	9	14	2		57	\$2,680,487
2017	15	44	1	1		3	8	10	5	1	32	\$2,769,771
2016	14	46	1	1	1	4	7	10	2	2	36	\$3,397,373
2015	16	60		4		8	12	16			2	\$4,755,070
2014	15	54			1	3	8	14	1		52	\$1,894,235
2013	18	64	2	3	1	8	10	16	2		1	\$6,388,230
2012	15	51			1	1	7	11	3	1	111	\$791,107
2011	15	44					2	9	6		180	\$327,799
2010	15	44			1	1	1	9	6		141	\$683,070
2009	10	34	1		1	4	5	9	1			\$2,550,185
2008	9	30			2	4	6	8	1			\$1,238,118
2007	15	46	1			2	6	10	5		39	\$1,897,554
2006	10	32			1	1	4	8	2			\$582,303
2005	4	16			1	1	2	4				\$53,919
2001	1	2							1			

(A) - Amateur

Top Tournaments

PGA TOUR	THE PLAYERS Championship	Masters Tournament	PGA Championship	U.S. Open	The Open Championship	WGC-HSBC Champions	WGC-Mexico	WGC-Dell Technologies Match Play	WGC-FedEx St. Jude Inv
2020	CNLT		CUT			T20			T35
2019	CUT	T36	T48	T9	T20		T54	T9	T27
2018	T23	T5	CUT	T6	T35	T2			T39
2017	T16	CUT	T13	CUT	T11	T2	W/D		T17
2016	CUT	T24	T7	W/D	1	T11	T28		
2015	T17	T19	T25	T27	T40	T24	T4	T34	T6
2014	T34	T14	T3	T4	T39	T31	T16	T17	T19
2013	T5	T18	3	T21	2			T33	T2
2012	T15	T40							
2011	CUT	CUT		T23	68			T33	
2010	CUT	CUT	CUT	T29	T3	T13	T37	T33	80
2009	1	T38	T6	9	T13	T40	T77	T33	T29
2008	T10	T17	T4	CUT	T3		T57	3	T16
2007	T23	T17	CUT	CUT	CUT		T19	1	T41
2006	T3	CUT	T14	T26	T48		T13	T17	T31
2005			T47		T34		T3		T13
2001					CUT				

FedExCup Playoffs

THE NORTHERN TRUST	Dell Technologies Championship	BMW Championship	TOUR Championship
2018	T69	T29	
2017	T17	T51	
2016	W/D		
2015	2		T2
2014	T38	T26	
2013	T43	1	
2012	T54		
2007	CUT	T55	

Personal

- A family friend introduced him to the game at age of 12. Got down to scratch at age 18.
- Wife, Emma, played golf at the University of South Carolina. He spent time practicing at the school's practice facility.
- Having become a father and experiencing much of the world, he is taking an interest in the next generation. He and his wife founded the Henrik Stenson Foundation, where the aim is to support and encourage children to reach their full potential through sports. The Foundation has introduced two annual scholarships, Handigolfer of the Year, to encourage disabled golfers in their progress in golf and life in general. He is an ambassador for the Swedish Golf Federation's Handigolf and Handigolf Tour. With support from the R&A, he is the host for an annual training camp for disabled golfers, Henrik Stenson Handicamp. Henrik has his own junior event together with longtime caddie and friend, Fanny Sunesson. The tournament, Stenson Sunesson Junior Challenge, is open for Nordic players. He is also an ambassador for Ren Idrott which is a Swedish non-profit, anti-doping organization.



Sepp Straka

Height: 6'3" (1.91 m)
Weight: 235 (kg)
Age: 27 (May 01, 1993)
Birthplace: Vienna, Austria
Residence: Athens, Georgia

Education: University of Georgia (2016, Business Management)
Turned Professional: 2016
City plays from: Vestavia Hills, AL, United States

Exempt Status

PGA TOUR Top 125 in 2019-20 FedExCup standings (thru 2020-21)

Career Victories

Korn Ferry Tour Victories (1):

2018 (1) KC Golf Classic.

Player Statistics

Career Low Round: 63 - 2020 3M Open (Round 4)

Career High FedExCup Rank: #40 : 2020 Houston Open

Career High Official World Golf Rank: #136 : 2020 Workday Charity Open

Career Largest Paycheck: \$301,500 : 2020 The American Express (Finished 4)

2019-20 Season Highlights

Qualified for the FedExCup Playoffs for the second time in as many seasons on TOUR, finishing the season No. 79 in the FedExCup standings. Recorded three top-10s, two more than he did in his rookie season, highlighted by T4s at the Houston Open and The American Express. Made 10 cuts in 25 starts.

PGA TOUR

Houston Open - Opened with a 7-under 65 en route to a T4 at the Houston Open, his second career top-five on the PGA TOUR. **The American Express** - Earned his second T4 of the season after carding four scores in the 60s at The American Express. Co-led the field in Total Driving (15).

Career Records

PGA TOUR (Playoff Record: 0 - 0)

Season	Events	Rounds	1st	2nd	3rd	Top 10	Top 25	Cuts Made	Cuts Missed	WD	FedExCup Rank	Earnings
Total:	50	142			1	4	10	23	27			\$2,075,335
2020	25	70				3	5	10	15		79	\$1,140,441
2019	25	72			1	1	5	13	12		115	\$934,894

(A) - Amateur

Top Tournaments

PGA TOUR	THE PLAYERS Championship	Masters Tournament	PGA Championship	U.S. Open	The Open Championship	WGC-HSBC Champions	WGC-Mexico	WGC-Dell Technologies Match Play	WGC-FedEx St. Jude Inv
2020	CN		166						
2019				T28					

FedExCup Playoffs

THE NORTHERN TRUST	Dell Technologies Championship	BMW Championship	TOUR Championship
2020 CUT			
2019 CUT			

Personal

- Was born in Austria and lived in Vienna until age 14 when his family moved to Valdosta, Georgia. Played for the Austrian National Team. First Austrian-born player to earn a PGA TOUR card.
- Has a twin brother, Sam, who also played on the University of Georgia golf team.
- Personal motto is "Sprechen ist Silber, Stille ist Golden (Speech is silver, silence is golden)".
- Huge University of Georgia football fan and Atlanta Braves fan.



Robert Streb

Height: 5'10" (1.78 m)
Weight: 165 (75 kg)
Age: 33 (April 07, 1987)
Birthplace: Chickasha, Oklahoma
Residence: Shawnee, Kansas
Family: Wife, Maggie; Catherine; David Frank

Education: Kansas State University (2009, Marketing)
Turned Professional: 2009
City plays from: Shawnee, KS, United States

Exempt Status

PGA TOUR Top 50 from 2019 Korn Ferry Tour (thru 2020-21)

Career Victories

PGA TOUR Victories (1):

2015 (1) The McGladrey Classic.

Korn Ferry Tour Victories (2):

2012 (1) Mylan Classic. **2018 (1)** Nationwide Children's Hospital Championship.

2019-20 Season Highlights

Collected three top-25s and finished the season No. 145 in the FedExCup standings. Made seven cuts in 19 starts, with his lone top-10 coming at the Barracuda Championship (T5).

PGA TOUR

Barracuda Championship - Recorded a top-five at the Barracuda Championship for the second consecutive year, finishing in a tie for fifth.

Career Records

PGA TOUR (Playoff Record: 1 - 1)												
Season	Events	Rounds	1st	2nd	3rd	Top 10	Top 25	Cuts Made	Cuts Missed	WD	FedExCup Rank	Earnings
Total:	209	626	1	3	1	19	48	120	89			\$9,917,409
2020	19	50				1	3	7	12		145	\$415,258
2019	28	72			1	2	4	12	16		128	\$796,525
2018	29	74				1	2	10	19		178	\$411,606
2017	30	94		1		3	6	20	10		63	\$1,588,287
2016	27	84				1	5	17	10		105	\$1,003,363
2015	30	110	1	1		9	16	25	5		18	\$3,947,424
2014	21	71		1		2	7	17	4		71	\$1,300,075
2013	25	71					5	12	13		126	\$454,871

(A) - Amateur

Top Tournaments

PGA TOUR									
	THE PLAYERS Championship	Masters Tournament	PGA Championship	U.S. Open	The Open Championship	WGC-HSBC Champions	WGC-Mexico	WGC-Dell Technologies Match Play	WGC-FedEx St. Jude Inv
2018	CUT								
2017	CUT		T22		CUT				
2016	CUT	CUT	T7	CUT	CUT	T35	T52	T38	
2015	T30	CUT	T10	T42	T18		T56		5

FedExCup Playoffs

	THE NORTHERN TRUST	Dell Technologies Championship	BMW Championship	TOUR Championship
2017	T10	T73	T53	
2016	T70			
2015	T39		T23	T18
2014	CUT	T9		

Personal

- Uses a 10-finger grip with no glove because of his hockey background.
- Superstitions include playing a ball that matches the round of the tournament.
- Charitable initiatives include Folds of Honor, St. Jude Children's Hospital, and the Walking for Kids Foundation.
- Favorite teams include the Kansas State Wildcats, Pittsburgh Steelers, Pittsburgh Penguins and Oklahoma City Thunder.
- Played hockey with NFL quarterback Sam Bradford.



Kevin Streelman

Height: 5'10" (1.78 m)
Weight: 175 (79 kg)
Age: 41 (November 04, 1978)
Birthplace: Winfield, Illinois
Residence: Scottsdale, Arizona
Family: Wife, Courtney; Sophia, Rhett

Education: Duke University (2001, Sociology)
Special Interests: Guitar
Turned Professional: 2001
City plays from: Wheaton, IL, United States

Exempt Status

PGA TOUR Top 125 in 2019-20 FedExCup standings (thru 2020-21)

Career Victories

PGA TOUR Victories (2):

2013 (1) Tampa Bay Championship presented by EverBank. **2014 (1)** Travelers Championship.

Player Statistics

Career Low Round: 62 - 2018 Quicken Loans National (Round 2)

Career High FedExCup Rank: #3 : 2015 Shriners Hospitals for Children Open

Career High Official World Golf Rank: #36 : 2014 Quicken Loans National

Career Largest Paycheck: \$1,116,000 : 2014 Travelers Championship (Finished 1)

2019-20 Season Highlights

Qualified for the FedExCup Playoffs for the 13th consecutive season, advancing to the BMW Championship for the sixth time and finishing the season No. 32 in the FedExCup standings, his best final position since the 2013 season. Finished solo-second at the AT&T Pebble Beach Pro-Am and Travelers Championship, becoming one of two players with multiple solo-second finishes during the season (other: Abraham Ancer). In all, recorded four top-10s and made the cut in 13 of 23 starts.

PGA TOUR

Sanderson Farms Championship - In his fifth start at the Sanderson Farms Championship, made nine birdies in the final round to shoot a 64 and finish T4 with Carlos Ortiz at 16-under 272. Represented his second top-10 at the event. **AT&T Pebble Beach Pro-Am** - Finished solo-second at the AT&T Pebble Beach Pro-Am, his best result since the 2014 Shriners Hospitals for Children Open (2nd). Was the only player to record four scores in the 60s (69-67-68-68). Won the pro-am portion of the competition with Larry Fitzgerald by five shots with a 33-under. It was their second win as a team (2018) and they became the fourth pair with multiple victories. **Travelers Championship** - Earned his second runner-up of the season with a solo-second at the Travelers Championship. Made birdie on both par 5s in all four rounds, recording a par-5 birdie-or-better percentage of 100 for the first time in his career. Became the first player to accomplish the feat since Rob Oppenheim at the 2020 Sony Open in Hawaii.

National Team Selections

World Cup : 2013

Career Records

PGA TOUR (Playoff Record: 0 - 0)												
Season	Events	Rounds	1st	2nd	3rd	Top 10	Top 25	Cuts Made	Cuts Missed	WD	FedExCup Rank	Earnings
Total:	349	1162	2	4	6	44	90	236	112	1		\$21,317,860
2020	23	73		2		4	5	13	10		32	\$2,520,845
2019	26	81				4	6	16	10		75	\$1,588,881
2018	27	92				5	8	20	7		77	\$1,523,642
2017	26	88				2	8	19	7		86	\$1,313,327
2016	26	82			1	2	8	15	11		59	\$1,601,177
2015	27	91		1		2	5	20	7		75	\$1,525,774
2014	24	78	1		1	2	4	17	7		44	\$2,107,994
2013	25	86	1	1	1	5	9	18	7		25	\$3,088,284
2012	26	89				3	7	18	8		112	\$893,736
2011	26	90				4	9	19	7		72	\$1,300,006
2010	28	90			2	5	7	17	10	1	25	\$1,472,349
2009	29	97			1	2	6	19	10		76	\$1,007,444
2008	32	114				4	8	24	8		35	\$1,352,705
2005	2	6						1	1			\$21,695
2004	1	3										
2003	1	2							1			

(A) - Amateur

Top Tournaments

PGA TOUR									
THE PLAYERS Championship	Masters Tournament	PGA Championship	U.S. Open	The Open Championship	WGC-HSBC Champions	WGC-Mexico	WGC-Dell Technologies Match Play	WGC-FedEx St. Jude Inv	
2020 CNL		T58		T57				T35	
2019 CUT									
2018 CUT		CUT							
2017 T72									
2016 T74	T34	CUT		T13					
2015 CUT	T12	T54		CUT	T56				
2014 CUT	T42	CUT	CUT	T54	T34	T25	T33	71	
2013 T2	CUT	T12	CUT	T79				T59	
2012 T51			T59						
2011 T19	CUT	T62	67	CUT		T15			
2010 CUT									
2009 CUT		CUT							
2008				T53					

FedExCup Playoffs

THE NORTHERN TRUST	Dell Technologies Championship	BMW Championship	TOUR Championship
2020 T61		T51	
2019 CUT			
2018 T40	CUT		
2017 CUT	T35		
2016 T22	T57	T39	
2015 T53	T69		
2014 T46	T26	T59	
2013 T19	T41	T33	T24
2012 T63			
2011 T32	CUT		
2010 T3	T45	T43	T9
2009 T58	T32		
2008 T4	T50	T22	

Personal

- Upon graduating from Duke University in 2001, most of his friends headed for Wall Street or law school. He used his mom's Nissan Altima to travel to South Dakota for the 2001 Dakotas Tour. Burned out three cars logging in more than 300,000 miles criss-crossing the country while playing various Tours.
- Met future wife, Courtney, unexpectedly in Las Vegas in 2004. She competed as a swimmer for the University of Miami (Fla.) and Arizona State University.



Steve Stricker

Height: 6'0" (1.83 m)
Weight: 190 (86 kg)
Age: 53 (February 23, 1967)
Birthplace: Edgerton, Wisconsin
Residence: Madison, Wisconsin
Family: Wife, Nicki; Bobbi Maria, Isabella Nicole

Education: University of Illinois
Special Interests: Hunting
Turned Professional: 1990
City plays from: Madison, WI, United States

Exempt Status

PGA TOUR Top 50 in career earnings (thru 2020-21)

Career Victories

PGA TOUR Victories (12):

1996 (2) Kemper Open, Motorola Western Open. **2001 (1)** World Golf Championships-Accenture Match Play Championship. **2007 (1)** The Barclays. **2009 (3)** Crowne Plaza Invitational at Colonial, John Deere Classic, Deutsche Bank Championship. **2010 (2)** Northern Trust Open, John Deere Classic. **2011 (2)** the Memorial Tournament presented by Nationwide Insurance, John Deere Classic. **2012 (1)** Hyundai Tournament of Champions.

PGA TOUR Champions Victories (5):

2018 (3) Cologuard Classic, Rapiscan Systems Classic, Sanford International. **2019 (2)** Regions Tradition, U.S. Senior Open Championship.

2019-20 Season Highlights

PGA TOUR Champions

Cologuard Classic - In his first start of the 2020 season, Stricker carded rounds of 67-71-68 to finish T5 at the Cologuard Classic. Marks as his 19th top-10 in 23 starts on PGA TOUR Champions. **Charles Schwab Series at Bass Pro Shops Big Cedar Lodge** - Posted rounds of 66-66-67 at the Charles Schwab Series at Bass Pro Shops Big Cedar Lodge and finished T7, his 20th top-10 in 25 starts on PGA TOUR Champions. **Charles Schwab Series at Ozarks National** - Finished T5 at the Charles Schwab Series at Ozarks National after posting rounds of 66-66-67. It marked the third time he posted a sub-200 total at a 54-hole event on PGA TOUR Champions.

National Team Selections

Presidents Cup : 1996, 2007, 2009, 2011, 2013 **Presidents Cup Captain** : 2017 **Ryder Cup** : 2008, 2010, 2012 **Dunhill Cup** : 1996

Career Records

PGA TOUR (Playoff Record: 1 - 1)												
Season	Events	Rounds	1st	2nd	3rd	Top 10	Top 25	Cuts Made	Cuts Missed	WD	FedExCup Rank	Earnings
Total:	506	1694	12	16	10	108	210	379	127	2		\$44,296,043
2020	10	32					1	5	5		199	\$212,582
2019	7	20					1	4	3		216	\$135,670
2018	12	40					4	9	3		145	\$582,566
2017	13	44				2	6	11	2		115	\$1,002,036
2016	15	53		1		3	5	11	4		76	\$1,418,647
2015	9	32						7	2		176	\$269,701
2014	11	40				2	6	11			116	\$1,154,747
2013	13	47		4		8	11	13			3	\$4,440,532
2012	19	70	1	1		7	12	18	1		20	\$3,420,021
2011	19	69	2			5	15	19		1	18	\$3,992,785
2010	19	72	2		2	9	13	19			7	\$4,190,235
2009	22	79	3	2	1	11	16	19	3		3	\$6,332,636
2008	22	72		1		6	13	16	6		14	\$2,438,304
2007	23	80	1	2	1	9	14	19	4		2	\$4,663,077
2006	17	62		1	1	7	10	15	2			\$1,811,811
2005	21	62				1	4	10	11			\$397,640
2004	27	78				1	3	13	14			\$440,906
2003	21	56					1	8	13			\$150,590
2002	22	63				1	9	13	9			\$789,713
2001	20	65	1			4	7	15	5			\$1,676,229
2000	21	61				1	5	11	10			\$418,780
1999	21	69				4	9	15	6			\$662,461
1998	21	82		2		10	12	20	1			\$1,313,948
1997	20	59				1	3	13	7			\$167,652
1996	22	82	2	1	4	7	10	19	3			\$1,383,739
1995	23	83				4	13	20	3			\$438,931
1994	26	93		1	1	4	6	22	4	1		\$334,409
1993	6	17				1	1	2	4			\$46,171
1992	2	6						1	1			\$5,550
1991	1	2							1			
1990	1	4						1				\$3,974

(A) - Amateur

Player Statistics

Career Low Round: 60 - 2010 John Deere Classic (Round 1)

Career High FedExCup Rank: #1 : 2012 Hyundai Tournament of Champions

Career High Official World Golf Rank: #2 : 2010 Shell Houston Open

Career Largest Paycheck: \$1,350,000 : 2009 Deutsche Bank Championship (Finished 1)

Top Tournaments

PGA TOUR									
THE PLAYERS Championship	Masters Tournament	PGA Championship	U.S. Open	The Open Championship	WGC-HSBC Champions	WGC-Mexico	WGC-Dell Technologies Match Play	WGC-FedEx St. Jude Inv	
2020		CUT							
2019		CUT							
2018	T23		T20						
2017	T41		T16	T37					
2016		T42		4					
2015	T38	T28							
2014	T13	T31				57	T33	T63	
2013	T37	T20	T12	T8		2	T5	T3	
2012	CUT	T47	T7	T15	T23	T8	T9	T2	
2011	T12	T11	T12	T19	T12	T18	T33	T4	
2010		T30	T18	T58	T55	T16	T33	T9	
2009	T22	T6	CUT	T23	T52	T13	T17	T6	
2008	CUT	CUT	T39	T29	T7	T6	T9	T43	
2007	T52	CUT	T23	T13	T8	T35	T33	T41	
2006			T7	T6					
2004	CUT		CUT						
2003	CUT								
2002	T19	CUT	T16	T59			T33		
2001	CUT	T10	T66	CUT	T42		1		
2000	CUT	T19	CUT	T27	CUT		T17		
1999	T6	T38	CUT	5	CUT		T33		
1998	T51	2	T5	T52					
1997	CUT	CUT	T36	T62					
1996	CUT	CUT	T26	T60	T22				
1995	T11	T23	T13						
1994	T23								
1993			83						

FedExCup Playoffs			
THE NORTHERN TRUST	Dell Technologies Championship	BMW Championship	TOUR Championship
2017	CUT		
2016	T53	T24	
2013	2	T4	T2
2012	T54	T13	T26
2011	T24	T42	W/D
2010	T3	9	T8
2009	T2	1	T53
2008	T19	T13	T10
2007	1	T9	3

Personal

- Wife, Nicki, who had been his caddie throughout his professional career, gave up the bag in 1998 to deliver daughter Bobbi Maria. She still caddies periodically.
- Father-in-law Dennis Tiziani, a former golf coach at University of Wisconsin who played intermittently on the PGA TOUR in the 1970s, is his instructor.
- Brother-in-law Mario Tiziani played on TOUR in 2005 and currently serves as his manager.
- Captained the 2017 Presidents Cup U.S. Team to victory at Liberty National Golf Course in Jersey City, New Jersey, in his first stint as head captain in an international team event.
- Inducted into the Wisconsin State Golf Association Hall of Fame in December 2007.
- Became the 15th recipient of the Payne Stewart Award when he won the honor in 2012. The Payne Stewart Award is presented annually to a player sharing Stewart's respect for the traditions of the game, his commitment to uphold the game's heritage of charitable support and his professional and meticulous presentation of himself and the sport through his dress and conduct.
- In 2013 started a charitable foundation with American Family Insurance focusing on nutrition and wellness to help promote strong families and healthy kids.
- Brought the PGA TOUR back to the state of Wisconsin for the first time since 2009 when the American Family Insurance Championship debuted on PGA TOUR Champions in 2016. Serves as tournament host for the event held in Madison and became eligible to compete when he turned 50 in 2017.



Chris Stroud

Height: 6'2" (1.88 m)
Weight: 180 (82 kg)
Age: 38 (February 03, 1982)
Birthplace: Groves, Texas
Residence: Houston, Texas
Family: Wife, Tiffany; Halle Grace, Harper

Education: Lamar University (2004, Management Information Systems)
Special Interests: Cooking, fishing, snow skiing, hunting
Turned Professional: 2004
City plays from: Houston, TX, United States

Exempt Status

PGA TOUR Top 125 in 2018-19 FedExCup standings (thru 2020-21)

Career Victories

PGA TOUR Victories (1):

2017 (1) Barracuda Championship.

Player Statistics

Career Low Round: 62 - 2010 Children's Miracle Network Classic (Round 1)

Career High FedExCup Rank: #10 : 2016 Frys.com Open

Career High Official World Golf Rank: #74 : 2014 RBC Heritage

Career Largest Paycheck: \$658,800 : 2013 Travelers Championship (Finished 2)

National Team Selections

Arnold Palmer Cup : 2004

Career Records

PGA TOUR (Playoff Record: 1-1)

Season	Events	Rounds	1st	2nd	3rd	Top 10	Top 25	Cuts Made	Cuts Missed	WD	FedExCup Rank	Earnings
Total:	365	1085	1	2	2	33	77	196	150	19		\$12,816,017
2020	18	46					1	6	10	2	174	\$249,013
2019	26	62		1		4	6	10	13	3	102	\$1,075,552
2018	27	73				1	2	15	9	3	155	\$565,466
2017	22	59	1			3	7	11	11		84	\$1,308,445
2016	27	80				1	3	16	9	1	134	\$599,176
2015	28	84				2	5	14	13	1	116	\$746,814
2014	25	88			2	4	11	19	6		47	\$1,826,399
2013	26	88		1		4	6	18	7	1	43	\$1,602,122
2012	28	86				2	8	15	12	1	110	\$903,570
2011	28	88				2	8	16	11		61	\$1,096,499
2010	27	90				4	6	17	10	1	127	\$942,082
2009	28	88				2	5	17	10	1	120	\$735,019
2008	29	81				2	4	12	14	3	205	\$482,405
2007	24	66				2	5	9	14	1	167	\$673,106
2005	1	2										
2004	1	4						1	1			\$10,350
(A) - Amateur												

Top Tournaments

PGA TOUR	THE PLAYERS Championship	Masters Tournament	PGA Championship	U.S. Open	The Open Championship	WGC-HSBC Champions	WGC-Mexico	WGC-Dell Technologies Match Play	WGC-FedEx St. Jude Inv
2020	CN1								
2018	T46		T65						
2017			T9						
2016	W/D								
2015	T42								
2014	T80		T64		CUT				
2013	T33		CUT						
2012	CUT		CUT						
2011	T12								
2010	T10				T47				
2009					CUT				
2008					CUT				
2007					CUT				

FedExCup Playoffs

	THE NORTHERN TRUST	Dell Technologies Championship	BMW Championship	TOUR Championship
2019	W/D			
2017	CUT	CUT		
2015	CUT			
2014	T19		T43	
2013	T33	T35	T51	
2012	CUT			
2011	T18	T42	T22	
2009	W/D			

Personal

- Took up golf at age 5, going to the golf course with his father.
- Junior golf rival and college teammate of Shawn Stefani.
- Is an avid wine collector.
- Loves to snow ski.
- Led fundraising efforts by several PGA TOUR players in the aftermath of Hurricane Harvey, which devastated his hometown of Houston in 2017.



Brian Stuard (STOO-erd)

Height: 5'10" (1.78 m)
Weight: 175 (79 kg)
Age: 37 (December 10, 1982)
Birthplace: Jackson, Michigan
Residence: Fort Worth, Texas
Family: Single

Education: Oakland University (2005, Business Management)
Special Interests: Spending time with family, boating, water sports
Turned Professional: 2005
City plays from: Jackson, MI, United States

Exempt Status

PGA TOUR Top 125 in 2019-20 FedExCup standings (thru 2020-21)

Career Victories

PGA TOUR Victories (1):

2016 (1) Zurich Classic of New Orleans.

Player Statistics

Career Low Round: 62 - 2013 Humana Challenge in partnership with the Clinton Foundation (Round 3)

Career High FedExCup Rank: #8 : 2014 Farmers Insurance Open

Career High Official World Golf Rank: #110 : 2014 THE PLAYERS Championship

Career Largest Paycheck: \$1,260,000 : 2016 Zurich Classic of New Orleans (Finished 1)

2019-20 Season Highlights

Advanced to the FedExCup Playoffs for a third consecutive season and sixth overall, ending the season No. 87 in the FedExCup standings. Earned two top-10s, highlighted by a T4 at the Shriners Hospitals for Children Open, and made 16 made cuts in 25 starts.

PGA TOUR

Shriners Hospitals for Children Open - Finished T4 at the Shriners Hospitals for Children Open with a 72-hole score of 264, the third sub-265 score of his career and first since The 2014 American Express (264). Held a share of the 36-hole lead, his third career 36-hole lead/co-lead (fell to 1-for-3).

Career Records

PGA TOUR (Playoff Record: 1-0)												
Season	Events	Rounds	1st	2nd	3rd	Top 10	Top 25	Cuts Made	Cuts Missed	WD	FedExCup Rank	Earnings
Total:	250	760	1	2		19	51	146	104			\$9,775,481
2020	25	81				2	6	16	9		87	\$1,002,095
2019	29	94				3	7	20	9		82	\$1,320,637
2018	32	97				3	6	19	13		86	\$1,089,763
2017	31	87					4	16	15		145	\$588,806
2016	20	66	1			1	4	13	7		60	\$1,666,014
2015	31	93				1	7	17	14		128	\$687,109
2014	29	87		1		4	8	17	12		51	\$1,852,531
2013	25	74				4	6	15	10		92	\$1,032,028
2010	28	81		1		1	3	13	15		164	\$536,497

(A) - Amateur

Top Tournaments

PGA TOUR									
THE PLAYERS Championship	Masters Tournament	PGA Championship	U.S. Open	The Open Championship	WGC-HSBC Champions	WGC-Mexico	WGC-Dell Technologies Match Play	WGC-FedEx St. Jude Inv	
2020 CNL		CUT							
2019 CUT			T65						
2018			CUT						
2017 T75	T36		CUT						
2016 CUT		T79						T16	
2015 CUT									
2014 T17		CUT	CUT						
2013 CUT			CUT						

FedExCup Playoffs			
THE NORTHERN TRUST	Dell Technologies Championship	BMW Championship	TOUR Championship
2020 CUT			
2019 T52			
2018 T25	T31		
2016 T41	T21	T56	
2014 T74	T16	T36	
2013 CUT	T67		

Personal

- Lists his parents as his heroes. Got started in golf in the eighth grade because he wanted to play for his high school golf team.



Zack Sucher (SOO-ker)

Height: 6'0" (1.83 m)
Weight: 210 (95 kg)
Age: 34 (October 02, 1986)
Birthplace: Atlanta, Georgia
Residence: Birmingham, Alabama
Family: Wife, Courtney; Hadley Rae

Education: University of Alabama-Birmingham
Special Interests: Fishing, basketball and most other sports
Turned Professional: 2009
City plays from: Birmingham, AL, United States

Exempt Status

PGA TOUR 126-150 in 2018-19 FedExCup standings (thru 2020-21)

Career Victories

Korn Ferry Tour Victories (1):

2014 (1) Midwest Classic.

Player Statistics

Career Low Round: 64 - 2020 A Military Tribute at The Greenbrier (Round 1)

Career High FedExCup Rank: #20 : 2020 Sanderson Farms Championship

Career High Official World Golf Rank: #131 : 2020 Sanderson Farms Championship

Career Largest Paycheck: \$633,600 : 2019 Travelers Championship (Finished 2)

2019-20 Season Highlights

Finished the season at No. 61 on the Regular Season points list. Recorded two top-10 finishes in 13 starts, including a season-best runner-up finish at the REX Hospital Open. Finished 102nd in the Korn Ferry Tour Finals.

Career Records

PGA TOUR (Playoff Record: 0 - 0)

Season	Events	Rounds	1st	2nd	3rd	Top 10	Top 25	Cuts Made	Cuts Missed	WD	FedExCup Rank	Earnings
Total:	56	147		1		1	5	20	36			\$1,090,098
2020	13	36					2	5	8		176	\$215,568
2019	10	30		1		1	2	7	3		144	\$753,782
2017	14	36						3	11		227	\$35,135
2015	18	43					1	5	13		206	\$85,614
2009	1 (A)	2							1			

(A) - Amateur

Personal

- All-state basketball selection at St. Paul's Episcopal in Mobile, Ala.
- Non-golf-related jobs after college include performing in a Backstreet Boys cover band.
- Was the sixth-grade checker champion in middle school.
- Has wrestled an alligator, and skydiving is on his bucket list.
- Favorite college team is UAB. Favorite pro team is the Atlanta Falcons.



Hudson Swafford

Height: 6'3" (1.91 m)
Weight: 200 (91 kg)
Age: 33 (September 09, 1987)
Birthplace: Tallahassee, Florida
Residence: St. Simons Island, Georgia
Family: Wife, Katherine; James

Education: University of Georgia (2011, Consumer Economics)
Special Interests: Hunting, fishing, University of Georgia football
Turned Professional: 2011
City plays from: Saint Simons, GA, United States

Exempt Status

PGA TOUR Major Medical Extension

Career Victories

PGA TOUR Victories (1):

2017 (1) CareerBuilder Challenge.

Korn Ferry Tour Victories (1):

2012 (1) Stadion Classic at UGA.

Career Records

PGA TOUR (Playoff Record: 0 - 0)

Season	Events	Rounds	1st	2nd	3rd	Top 10	Top 25	Cuts Made	Cuts Missed	WD	FedExCup Rank	Earnings
Total:	167	517	1		1	9	29	100	67			\$6,175,544
2020	10	31				1	2	5	5		167	\$314,285
2019	20	57			1	1	1	10	10		162	\$545,191
2018	22	67					2	15	7		156	\$569,391
2017	28	90	1			4	6	19	9		38	\$2,246,090
2016	30	104				1	7	22	8		64	\$1,027,314
2015	30	95				1	6	18	12		81	\$959,391
2014	26	71				1	5	11	15		146	\$513,883
2010	1(A)	2							1			

(A)--Amateur

Top Tournaments

PGA TOUR	THE PLAYERS Championship	Masters Tournament	PGA Championship	U.S. Open	The Open Championship	WGC-HSBC Champions	WGC-Mexico	WGC-Dell Technologies Match Play	WGC-FedEx St. Jude Inv
2018	CUT					T50			
2017	CUT	CUT	CUT						T10
2016	T57								
2014				CUT					
2010				CUT					

FedExCup Playoffs

THE NORTHERN TRUST	Dell Technologies Championship	BMW Championship	TOUR Championship
2017 T43	T13	T40	
2016 T41	T15	T56	
2015 T50	T33		

Player Statistics

Career Low Round: 62 - 2017 Sony Open in Hawaii (Round 1)

Career High FedExCup Rank: #6 : 2017 CareerBuilder Challenge

Career High Official World Golf Rank: #75 : 2017 Valero Texas Open

Career Largest Paycheck: \$1,044,000 : 2017 CareerBuilder Challenge (Finished 1)

Personal

- Huge University of Georgia fan, including football, basketball and baseball teams.
- Always marks his ball with a half-dollar.
- Favorite professional sports teams are the Atlanta Falcons and Atlanta Braves, or following former UGA quarterback Matthew Stafford in his NFL career.
- Became a supporter of breast cancer research after his mother had the disease.
- Supports The First Tee where his wife Katherine is on the board of his local chapter.
- He and Katherine take a big trip each December.



Ben Taylor

Height: 5'11" (1.8 m)
Weight: 200 (90 kg)
Age: 28 (June 11, 1992)
Birthplace: Epsom, London
Residence: Champions Gate, Florida
Family: Single

Education: Louisiana State University (2015, Sports Administration)
Turned Professional: 2015
City plays from: London, England

Exempt Status

PGA TOUR Top 50 from 2019 Korn Ferry Tour (thru 2020-21)

Career Victories

Korn Ferry Tour Victories (1):

2018 (1) Club Colombia Championship.

Player Statistics

Career Low Round: 66 - 2020 3M Open (Round 2)

Career High FedExCup Rank: #100 : 2020 Shriners Hospitals for Children Open

Career High Official World Golf Rank: #399 : 2018 Masters Tournament

Career Largest Paycheck: \$43,900 : 2020 Shriners Hospitals for Children Open (Finished 29)

National Team Selections

Arnold Palmer Cup : 2013

Career Records

PGA TOUR (Playoff Record: 0 - 0)											
Season	Events	Rounds	1st	2nd	3rd	Top 10	Top 25	Cuts Made	Cuts Missed	WD	FedExCup Rank
Total:	20	49						5	15		
2020	17	42						4	13		210
2016	2	5						1	1		
2015	1 (A)	2							1		
(A) - Amateur											
Earnings											
											\$116,743
											\$99,775
											\$16,968

Top Tournaments

PGA TOUR									
THE PLAYERS Championship	Masters Tournament	PGA Championship	U.S. Open	The Open Championship	WGC-HSBC Champions	WGC-Mexico	WGC-Dell Technologies Match Play	WGC-FedEx St. Jude Inv	
2015				CUT					

Personal

- Grew up in England with parents, Phil and Suzanne, and older sister, Katie. Father, Phil, is a PGA professional who owns a public driving range where Ben learned to play. Uncle, Max, is also a PGA professional and teaches at the driving range.
- Played soccer, ice hockey, rugby, cricket and tennis until he started focusing on golf at age 14.
- Enjoys traveling to the Florida Keys where he enjoys being on the water.
- Big LSU football fan and his favorite soccer team is Arsenal.
- Idolized Lee Westwood growing up.
- Competed at Nova Southeastern University for two years before transferring to LSU where he would play and graduate. Became the first player to win a NCAA championship at both a D-2 and D-1 school.
- Always carries exactly nine tees in his pocket to start a round.



Nick Taylor

Height: 6'0" (1.83 m)
Weight: 170 (77 kg)
Age: 32 (April 14, 1988)
Birthplace: Winnipeg, Manitoba, Canada
Residence: Abbotsford, British Columbia, Canada
Family: Wife, Andie; Charlie

Education: University of Washington (2010, Economics)
Special Interests: All sports, movies, Mario Kart 64
Turned Professional: 2010
City plays from: Abbotsford, B.C., Canada

Exempt Status

PGA TOUR Tournament winner (thru 2022-23)

Career Victories

PGA TOUR Victories (2):

2015 (1) Sanderson Farms Championship. **2020 (1)** AT&T Pebble Beach Pro-Am.

Player Statistics

Career Low Round: 63 - 2020 AT&T Pebble Beach Pro-Am (Round 1)
Career High FedExCup Rank: #8 : 2015 Sanderson Farms Championship
Career High Official World Golf Rank: #100 : 2020 Barracuda Championship
Career Largest Paycheck: \$1,404,000 : 2020 AT&T Pebble Beach Pro-Am (Finished 1)

2019-20 Season Highlights

Won the AT&T Pebble Beach Pro-Am, his second career PGA TOUR title, and qualified for the FedExCup Playoffs, finishing No. 48 in the FedExCup standings while advancing to the BMW Championship for the first time. Marked his fourth consecutive appearance in the FedExCup Playoffs and fifth total. With his win at the AT&T Pebble Beach Pro-Am, became the sixth Canadian player with multiple PGA TOUR victories. Made 11 cuts in 18 starts, with an additional top-10 coming at the Safeway Open (T10).

PGA TOUR

Shriners Hospitals for Children Open - Shot a first-round 63 at the Shriners Hospitals for Children Open to hold a one-shot lead, his first career 18-hole lead/co-lead on the PGA TOUR, before finishing T29. **AT&T Pebble Beach Pro-Am** - Won the AT&T Pebble Beach Pro-Am in wire-to-wire fashion, defeating Kevin Streelman by four strokes to earn his second career PGA TOUR victory. Became the first player to win wire-to-wire on TOUR since Nate Lashley at the 2019 Rocket Mortgage Classic and the first to do so at the AT&T Pebble Beach Pro-Am since Phil Mickelson in 2005. Marked the first win by an international player at the event since 2004 (Vijay Singh/Fiji). Played in the final group with Mickelson, who entered the week tied for the most wins in tournament history (5). Made three eagles, tied with J.B. Holmes for most in the field.

National Team Selections

World Cup : 2018

Career Records

PGA TOUR (Playoff Record: 0 - 0)

Season	Events	Rounds	1st	2nd	3rd	Top 10	Top 25	Cuts Made	Cuts Missed	WD	FedExCup Rank	Earnings
Total:	168	529	2			11	28	104	64			\$6,645,951
2020	18	59	1			2	3	11	7		48	\$1,897,539
2019	28	93				1	4	21	7		120	\$892,663
2018	30	90				2	6	17	13		123	\$899,373
2017	29	95				4	8	20	9		93	\$1,255,259
2016	26	79				1	5	16	10		129	\$628,756
2015	28	91	1			1	2	17	11		101	\$1,072,360
2012	1	2							1			
2011	2	4							2			
2010	2 (A)	4							2			
2009	2 (A)	6						1	1			
2008	2 (A)	6						1	1			

(A) - Amateur

Top Tournaments

PGA TOUR	THE PLAYERS Championship	Masters Tournament	PGA Championship	U.S. Open	The Open Championship	WGC-HSBC Champions	WGC-Mexico	WGC-Dell Technologies Match Play	WGC-FedEx St. Jude Inv
2020	CN1		CUT						T35
2019	T16			T43					
2018	T79								
2016	CUT								
2015	73		T68						
2009				T36					
2008				CUT					

FedExCup Playoffs

THE NORTHERN TRUST	Dell Technologies Championship	BMW Championship	TOUR Championship
2020	CUT	T51	
2019	CUT		
2018	CUT		
2017	CUT	T56	
2015	T53		

Personal

- Attended Yale Secondary School in Abbotsford, British Columbia.
- First golf memory was playing in Fiji for the Aaron Baddeley Championship.
- If not a professional golfer, would be a college coach.
- Was selected to carry the Olympic Torch in advance of the 2010 Winter Olympics in Vancouver.
- Favorite team as a kid was the Toronto Blue Jays. Is now a big Seattle Seahawks fan.
- In 2017, founded the Nick Taylor Charity Pro-Am presented by the University of the Fraser Valley in support of the University of the Fraser Valley Cascades Men's and Women's Golf programs, and local charity beneficiaries Holmberg House and Starfish Pack.



Vaughn Taylor

Height: 6'0" (1.83 m)
Weight: 160 (73 kg)
Age: 44 (March 09, 1976)
Birthplace: Roanoke, Virginia
Residence: Augusta, Georgia
Family: Wife, Leot; Locklyn Vaughn Taylor, Vanilla Lhuillier

Education: Augusta State University (1999, Business Administration)
Special Interests: Fishing
Turned Professional: 1999
City plays from: Evans, GA, United States

Exempt Status

PGA TOUR Top 125 in 2019-20 FedExCup standings (thru 2020-21)

Career Victories

PGA TOUR Victories (3):

2004 (1) Reno-Tahoe Open. **2005 (1)** Reno-Tahoe Open. **2016 (1)** AT&T Pebble Beach Pro-Am.

Korn Ferry Tour Victories (1):

2003 (1) Knoxville Open.

Player Statistics

Career Low Round: 63 - 2017 Wyndham Championship (Round 1)

Career High FedExCup Rank: #15 : 2017 Safeway Open

Career High Official World Golf Rank: #37 : 2007 EDS Byron Nelson Championship

Career Largest Paycheck: \$1,260,000 : 2016 AT&T Pebble Beach Pro-Am (Finished 1)

2019-20 Season Highlights

Ended the season No. 85 in the FedExCup standings, qualifying for the FedExCup Playoffs for a fifth consecutive season and 10th overall. Missed the cut in his final four starts of the season and did not participate in the FedExCup Playoffs, withdrawing before the start of THE NORTHERN TRUST citing a rib injury. Collected two top-10s, which came in back-to-back weeks, and made the cut in 11 of 19 starts.

PGA TOUR

Mayakoba Golf Classic - Earned a T2 at the Mayakoba Golf Classic, his fourth career runner-up on TOUR and best result since winning the 2016 AT&T Pebble Beach Pro-Am. Co-led the field in Birdies (24) and Par-4 Scoring Average (3.80).

National Team Selections

Ryder Cup : 2006

Career Records

PGA TOUR (Playoff Record: 1 - 2)

Season	Events	Rounds	1st	2nd	3rd	Top 10	Top 25	Cuts Made	Cuts Missed	WD	FedExCup Rank	Earnings
Total:	406	1295	3	4	3	40	96	256	142	8		\$18,372,196
2020	19	61		1		2	4	11	8		85	\$1,148,779
2019	27	91				4	8	20	7		49	\$1,723,910
2018	25	79				3	8	16	9		118	\$965,691
2017	26	84					7	19	6	1	114	\$797,385
2016	24	72	1			1	3	12	12		62	\$1,640,750
2015	12	42				2	6	11	1		151	\$533,036
2014	3	10						2	1		243	\$20,451
2013	16	46				1	5	9	6	1	155	\$399,286
2012	26	79					5	14	12		136	\$547,129
2011	27	89					2	17	10		116	\$423,907
2010	26	87		1		6	7	17	9		35	\$1,838,861
2009	28	88		1		2	4	16	12		115	\$1,178,282
2008	32	103		1		2	7	21	11		132	\$1,053,423
2007	28	91			1	3	5	18	8	2	63	\$1,313,353
2006	26	88			1	6	9	18	8			\$1,783,945
2005	32	99	1		1	4	8	19	10	3		\$1,827,574
2004	27	82	1			4	8	16	10	1		\$1,176,434
2000	1 (A)	2							1			
1998	1 (A)	2							1			

(A) - Amateur

Top Tournaments

PGA TOUR	THE PLAYERS Championship	Masters Tournament	PGA Championship	U.S. Open	The Open Championship	WGC-HSBC Champions	WGC-Mexico	WGC-Dell Technologies Match Play	WGC-FedEx St. Jude Inv
2020	CNTL								
2019	T41								
2018	CUT								
2017	CUT								
2016	CUT	CUT	T33						T38
2011	CUT								
2010	CUT		CUT						
2009	CUT								
2008	CUT	CUT	CUT						T27
2007	CUT	T10	CUT	CUT	CUT				T61
2006	T8	CUT	CUT		T66				T18
2005	T32		T28				T32		
1998				CUT					

FedExCup Playoffs

	THE NORTHERN TRUST	Dell Technologies Championship	BMW Championship	TOUR Championship
2019	T30		T16	
2018	CUT			
2017	T43			
2016	CUT	T24	T42	
2011	CUT			
2010	T5	CUT	T30	
2009	T64			
2008	CUT			
2007	T60	T41	T30	

Personal

- Moved to Augusta, Ga., as an infant. Attended high school (Hephzibah High) and college (Augusta State) there and still resides near his parents.



Josh Teater

Height: 5'10" (1.78 m)
Weight: 180 (82 kg)
Age: 41 (April 06, 1979)
Birthplace: Danville, Kentucky (raised in Lexington)
Residence: Lexington, Kentucky
Family: Wife, Ashley; Bain

Education: Morehead State University (2001, Business)
Special Interests: Music, TV, movies, Kentucky athletics, Norris Lake, Young Life, Fellowship of Christian Athletes and relaxing with friends.
Turned Professional: 2001
City plays from: Lexington, KY, United States

Exempt Status

PGA TOUR 126-150 in 2019-20 FedExCup standings (thru 2020-21)

Career Victories

Korn Ferry Tour Victories (1):

2009 (1) Utah Championship Presented by Utah Sports Commission.

Player Statistics

Career Low Round: 64 - 2020 Bermuda Championship (Round 4)
Career High FedExCup Rank: #9 : 2013 Farmers Insurance Open
Career High Official World Golf Rank: #98 : 2013 Shell Houston Open
Career Largest Paycheck: \$536,800 : 2013 Farmers Insurance Open (Finished 2)

2019-20 Season Highlights

Recorded a runner-up at the Puerto Rico Open, his lone top-10 of the season, and finished the season No. 142 in the FedExCup standings. Made six cuts in 15 starts.

PGA TOUR

Puerto Rico Open - Finished runner-up at the Puerto Rico Open, his first career solo-second result on the PGA TOUR. Missed a birdie putt at the 72nd hole to finish at 19-under and one shot behind champion Viktor Hovland. Held a share of the 36-hole lead, his first lead/co-lead after any round on the PGA TOUR. Led the field in Greens in Regulation Percentage (84.72%) and co-lead in Par-5 Scoring Average (4.31).

Career Records

PGA TOUR (Playoff Record: 0 - 0)												
Season	Events	Rounds	1st	2nd	3rd	Top 10	Top 25	Cuts Made	Cuts Missed	WD	FedExCup Rank	Earnings
Total:	199	621	2	1	14	34	121	77				\$5,738,699
2020	15	41	1			1	2	6	9		142	\$453,508
2019	24	67				2	4	13	11		146	\$663,570
2018	2	8						2				\$40,040
2017	2	6						1	1			\$16,253
2015	11	29						5	6		203	\$80,359
2014	28	88					2	17	11		148	\$366,241
2013	24	82		1		3	4	19	5		78	\$1,332,652
2012	30	93				4	7	19	10		73	\$1,011,430
2011	31	104				2	7	20	11		102	\$769,324
2010	31	101			1	2	8	19	12		76	\$1,005,323
2005	1	2							1			

(A) - Amateur

Top Tournaments

PGA TOUR	THE PLAYERS Championship	Masters Tournament	PGA Championship	U.S. Open	The Open Championship	WGC-HSBC Champions	WGC-Mexico	WGC-Dell Technologies Match Play	WGC-FedEx St. Jude Inv
2014 CUT									
2013 T62			T47	T56	82				
2012 T46									
2011 CUT									

FedExCup Playoffs			
THE NORTHERN TRUST	Dell Technologies Championship	BMW Championship	TOUR Championship
2013 T72	T62		
2012 T19	T60		
2011 T43			
2010 T36	T45		

Personal

- Despite an allegiance to his alma mater Morehead State, is a huge University of Kentucky sports fan.
- Lists favorite TV shows as "24," "The Office" and "Dexter." Favorite music comes from Amos Lee, the David Crowder Band and Toby Mac.
- Always dreamed of being a professional athlete, but thought it would be as a basketball player, given the game's roots in his native Kentucky.
- Began playing the game at the age of 13, and credits the Larry Gilbert Junior Golf Program for giving his game direction. Was a better baseball player than golfer in high school.



Justin Thomas

FedExCup Champion: 2017
Height: 5'10" (1.78 m)
Weight: 160 (72 kg)
Age: 27 (April 29, 1993)
Birthplace: Louisville, Kentucky
Residence: Jupiter, Florida
Family: Single

Education: University of Alabama
Turned Professional: 2013
City plays from: Louisville, KY, United States

Exempt Status

PGA TOUR Winner, PGA Championship (thru 2025-26)

Career Victories

PGA TOUR Victories (13):

2016 (1) CIMB Classic. **2017 (5)** CIMB Classic, SBS Tournament of Champions, Sony Open in Hawaii, PGA Championship, Dell Technologies Championship. **2018 (3)** THE CJ CUP @ NINE BRIDGES, The Honda Classic, World Golf Championships-Bridgestone Invitational. **2019 (1)** BMW Championship. **2020 (3)** THE CJ CUP @ NINE BRIDGES, Sentry Tournament of Champions, World Golf Championships-FedEx St. Jude Invitational.

Korn Ferry Tour Victories (1):

2014 (1) Nationwide Children's Hospital Championship.

2019-20 Season Highlights

Won three times and advanced to the TOUR Championship for the fifth consecutive season, tying Xander Schauffele for No. 2 in the FedExCup standings. Victories came at THE CJ CUP @ NINE BRIDGES, Sentry Tournament of Champions and World Golf Championships-FedEx St. Jude Invitational, all tournaments he had previously won on TOUR. Claimed the top spot in the Wyndham Rewards Top 10 by leading the FedExCup standings at the conclusion of the Regular Season. Held the FedExCup lead for 15 weeks total, the most of any player, including a streak of nine weeks from the Sentry Tournament of Champions through The Honda Classic. Became the third player since 1960 to win 13 times by age 27 years, 3 months, 4 days, joining Jack Nicklaus and Tiger Woods. Became one of two players to win in each season from 2015-16 through 2019-20 (other: Dustin Johnson). In all, recorded a TOUR-best 10 top-10s, with three wins and two runner-up finishes (P2/Workday Charity Open, T2/TOUR Championship), and made 15 cuts in 18 starts. Led the PGA TOUR in Strokes Gained: Tee-to-Green (1.741 per round) and Strokes Gained: Approach the Green (0.997). Made birdie or better on 57.73 percent of par 5s played, the highest rate on TOUR since Tiger Woods in 2003 (59.55 percent). Led that statistical category for the second consecutive season and third time in his career. Made his second consecutive appearance in the Presidents Cup, going 3-1-1 in five matches. Moved to No. 1 in the Official World Golf Ranking for the second time in his career following the win at the WGC-FedEx St. Jude Invitational and held the position for one week.

PGA TOUR

Safeway Open - Earned his third consecutive top-five (dating to his win at the 2019 BMW Championship) with a T4 at the Safeway Open, accomplishing the feat for the second time in his career. **THE CJ CUP @ NINE BRIDGES** - Won for the 11th time on the PGA TOUR, winning THE CJ CUP @ NINE BRIDGES by two shots over Danny Lee. Earned second victory at the event and fourth in Asia since the start of the 2015-16 season (2015 CIMB Classic, 2016 CIMB Classic, 2017 THE CJ CUP @ NINE BRIDGES, 2019 THE CJ CUP @ NINE BRIDGES). Became the fifth player to win 11 times before turning 27, joining Jack Nicklaus, Tiger Woods, Rory McIlroy and Jordan Spieth. Made 27 birdies, most in the field. Played the par-4s in 13-under, five shots better than anyone else in the field. Converted the 54-hole lead/co-lead to victory for the eighth time in his 11th attempt. Marked fourth straight top-five on the PGA TOUR, reaching that mark for the first time in his career. **Sentry Tournament of Champions** - Defeated Patrick Reed and Xander Schauffele in a playoff to win the Sentry Tournament of Champions for the second time, earning his 12th PGA TOUR title at age 26 years, 251 days. Became the third player since 1960 to win 12 times before turning 27, joining Jack Nicklaus and Tiger Woods. Represented his third win in a six-start stretch on TOUR. Joined Stuart Appleby (3), Geoff Ogilvy (2) and Dustin Johnson (2) as players to win the event multiple times since it moved to The Plantation Course at Kapalua in 1999. Led the field in Birdies (24) and Par-3 Scoring Average (2.75). Improved to 3-1 in his career in playoffs. **Waste Management Phoenix Open** - Shot a final-round 65 to finish T3 at the Waste Management Phoenix Open, his second consecutive third-place result at the event. Marked his fourth top-five in six starts on the season. **World Golf Championships-Mexico Championship** - Finished T6 at the World Golf Championships-Mexico Championship. Held the 54-hole lead before shooting a final-round 73, falling to 4-for-7 for his career with the outright 54-hole lead and 0-for-2 at the event. Earned second career birdie/eagle streak of at least five holes (Nos. 15-1/R2). **Workday Charity Open** - Lost to Collin Morikawa in a playoff at the Workday Charity Open, his first runner-up of the season and fourth of his career. Made a 50-foot, 6-inch birdie putt on the first extra hole before falling to Morikawa with a bogey on the third hole. Held a two-stroke lead entering the final round, falling to 8-for-13 with the 54-hole lead/co-lead in his career. Did not make a bogey through three rounds, accomplishing the feat for the first time in his career. **World Golf Championships-FedEx St. Jude Invitational** - Won the World Golf Championships-FedEx St. Jude Invitational for the second time, earning his 13th PGA TOUR title and third of the season. At 27 years, 3 months, 4 days, became the third player since 1960 to win 13 times by that age, joining Jack Nicklaus and Tiger Woods. Moved to No. 1 in the Official World Golf Ranking for the second time in his career and first since the week of June 3, 2018. Became the second consecutive FedExCup leader to win the event and fifth consecutive to enter the week No. 3 or better in both the FedExCup standings and OWGR (entered No. 1 and No. 3, respectively). Entered the final round trailing by four strokes, his largest comeback since the 2016 CIMB Classic (four strokes).

National Team Selections

Arnold Palmer Cup : 2012, 2013 **Eisenhower Trophy** : 2012 **Presidents Cup** : 2017, 2019 **Ryder Cup** : 2018 **Walker Cup** : 2013 **World Amateur Team Championship** : 2012

Career Records

PGA TOUR (Playoff Record: 3 - 2)

Season	Events	Rounds	1st	2nd	3rd	Top 10	Top 25	Cuts Made	Cuts Missed	WD	FedExCup Rank	Earnings
Total:	155	535	13	5	8	54	87	124	31			\$37,548,671
2020	18	66	3	2	1	10	13	15	3		2	\$7,344,040
2019	20	72	1	1	3	7	14	18	2		3	\$5,013,084
2018	23	82	3	1		10	20	21	2		7	\$8,694,821
2017	25	79	5	1		12	14	19	6		1	\$9,921,560
2016	28	96	1		4	7	10	22	6		12	\$4,126,366
2015	30	106				7	15	23	7		32	\$2,278,564
2014	7	21				1	1	3	4			\$170,237
2013	2 (A)	6						1	1			
2012	1 (A)	4						1				
2009	1 (A)	3						1				

(A) - Amateur

Top Tournaments

PGA TOUR									
	THE PLAYERS Championship	Masters Tournament	PGA Championship	U.S. Open	The Open Championship	WGC-HSBC Champions	WGC-Mexico	WGC-Dell Technologies Match Play	WGC-FedEx St. Jude Inv
2020	CNL		T37				T6		1
2019	T35	T12		CUT	T11		9	T24	T12
2018	T11	T17	T6	T25	CUT		2 (P)	4	1
2017	T75	T22	1	T9	CUT	T23	T5	T39	T28
2016	T3	T39	T66	T32	T53	T27	T35	T61	T33
2015	T24		T18						
2014				CUT					

FedExCup Playoffs

	THE NORTHERN TRUST	Dell Technologies Championship	BMW Championship	TOUR Championship
2020	T49		T25	T2
2019	T12		1	T3
2018	T8	T24	T12	T7
2017	T6	1	T47	2
2016	T10	CUT	T32	T6
2015	T16	T56	T13	

Personal

- Son of Mike and Jani Thomas, he became the eighth son of a PGA of America Professional to win the PGA Championship. Mike is a PGA professional at Harmony Landing in Louisville, Kentucky, while Justin's grandfather, Paul, was a 60-year member of the PGA of America.
- Avid shoe collector.
- The three-time AJGA junior champion returned to the American Junior Golf Association as a tournament host, hosting the inaugural Justin Thomas Junior Championship in Kentucky in 2016.
- Collects golf balls from all of his wins for his dad.



Michael Thompson

Height: 6'0" (1.83 m)
Weight: 184 (83 kg)
Age: 35 (April 16, 1985)
Birthplace: Tucson, Arizona
Residence: Sea Island, Georgia
Family: Wife, Rachel; Jace, Laurel

Education: University of Alabama (2008, Accounting)
Special Interests: Reading, Alabama football, model building, soccer
Turned Professional: 2008
City plays from: St. Simons Island, GA, United States

Exempt Status

PGA TOUR Tournament winner (thru 2022-23)

Career Victories

PGA TOUR Victories (2):

2013 (1) The Honda Classic. **2020 (1)** 3M Open.

Korn Ferry Tour Victories (1):

2016 (1) Albertsons Boise Open presented by Kraft Nabisco.

2019-20 Season Highlights

Qualified for the FedExCup Playoffs for the second consecutive season and sixth overall after earning his first PGA TOUR victory in seven years at the 3M Open. Advanced to the BMW Championship for the second time, and first since 2013, before ending the season at No. 59 in the FedExCup standings, his first career top-60 result in the standings. In addition to his victory, recorded a top-10 at the RBC Heritage (T8) in his first start after a three-month hiatus due to the COVID-19 pandemic. Made 10 cuts in 20 starts.

PGA TOUR

3M Open - Won the 3M Open by two strokes over Adam Long to earn his second PGA TOUR title. Victory came 7 years, 4 months, 23 days since winning The Honda Classic in 2013. Improved to 1-for-2 with the 36-hole lead/co-lead and 2-for-3 with the 54-hole lead/co-lead (held a share of the lead after the second and third rounds). Led the field in Strokes Gained: Putting (1.819 per round) and co-lead in Par-4 Scoring Average (3.75). Qualified for the 2020 U.S. Open as one of the top two players, not otherwise exempt, in the top 10 and ties. Also earned a spot in the following week's World Golf Championships-FedEx St. Jude Invitational.

National Team Selections

Palmer Cup : 2008

Career Records

PGA TOUR (Playoff Record: 0-0)

Season	Events	Rounds	1st	2nd	3rd	Top 10	Top 25	Cuts Made	Cuts Missed	WD	FedExCup Rank	Earnings
Total:	232	714	2	1	2	18	54	131	100	1		\$10,156,630
2020	20	62	1			2	3	10	10		59	\$1,577,832
2019	22	71				4	8	14	8		89	\$1,307,816
2018	19	58					5	12	7		142	\$563,972
2017	21	56				1	6	9	11	1	148	\$568,991
2016	23	68				1	4	13	10		145	\$521,983
2015	27	81			1	1	2	14	13		146	\$599,835
2014	22	74				1	7	15	7		117	\$932,300
2013	22	66	1			3	6	11	11		66	\$1,707,637
2012	25	80		1		3	7	15	10		92	\$1,408,374
2011	25	79			1	2	6	15	10		115	\$935,265
2009	2	5							2			
2008	1	4						1				\$32,625
2008	3 (A)	10						2	1			

(A) - Amateur

Top Tournaments

PGA TOUR	THE PLAYERS Championship	Masters Tournament	PGA Championship	U.S. Open	The Open Championship	WGC-HSBC Champions	WGC-Mexico	WGC-Dell Technologies Match Play	WGC-FedEx St. Jude Inv
2020	CNLT		CUT						T57
2019	70		CUT						
2018	CUT								
2015	CUT								
2014	CUT					T50			
2013	T55	T25	T22	CUT	CUT		T8		T21
2012	T51		CUT	T2	CUT				
2008		CUT		T29					

FedExCup Playoffs

	THE NORTHERN TRUST	Dell Technologies Championship	BMW Championship	TOUR Championship
2020	CUT		T59	
2019	CUT			
2014	CUT			
2013	CUT		T62	
2012	T63	CUT		
2011	CUT			

Personal

- Superstitions include always marking his ball with a heads up 1985 quarter.
- Wife, Rachel, is a doctor of physical therapy, and a Emory University graduate. She caddied for her husband during his only win on the Hooters Tour. The two met while attending Tulane University together.
- Never travels without a good book to read.
- Favorite professional team is the New Orleans Saints. Favorite college team is the University of Alabama.



Brendon Todd

Height: 6'3" (1.9 m)
Weight: 180 (82 kg)
Age: 35 (July 22, 1985)
Birthplace: Pittsburgh, Pennsylvania
Residence: Watkinsville, Georgia
Family: Wife, Rachel; Oliver

Education: University of Georgia (2007, Business Marketing)
Special Interests: Football, movies, ping-pong
Turned Professional: 2007
City plays from: Athens, GA, United States

Exempt Status

PGA TOUR Tournament winner (thru 2023-24)

Career Victories

PGA TOUR Victories (3):

2014 (1) HP Byron Nelson Championship. **2020 (2)** Bermuda Championship, Mayakoba Golf Classic.

Korn Ferry Tour Victories (2):

2008 (1) Utah Championship Presented by Zions Bank. **2013 (1)** Stadion Classic at UGA.

2019-20 Season Highlights

Won in back-to-back starts and advanced to the TOUR Championship for the second time in his career after entering the season with 43 missed cuts in 55 starts over the previous four seasons. Finished the season tied for No. 20 in the FedExCup standings with Viktor Hovland, advancing to the FedExCup Playoffs for the first time since the 2014-15 season and to the TOUR Championship for the first time since 2013-14. Victories came in consecutive starts (Bermuda Championship, Mayakoba Golf Classic), becoming the first player to accomplish the feat since Bryson DeChambeau in the 2017-18 season. Recorded 12 straight rounds of 68 or better (R4/Houston Open through R3/The RSM Classic), becoming the second player on record (since 1983) with a streak of at least 12 such rounds (first: Tiger Woods). Was recognized through the Wyndham Rewards Top 10, holding the No. 9 position in the FedExCup standings entering the Playoffs. In all, recorded four top-10s and made the cut in 18 of 25 starts. Held the outright 54-hole lead in four different events (Mayakoba Golf Classic, The RSM Classic, Travelers Championship, World Golf Championships-FedEx St. Jude Invitational), the most on the PGA TOUR.

PGA TOUR

Bermuda Championship - Shot a final-round 62 to win the Bermuda Championship by four strokes over Harry Higgs, earning his second career PGA TOUR victory and first since the 2014 AT&T Byron Nelson. Held a share of the 36-hole lead, improving to 2-for-2 in his career converting the 36-hole lead/co-lead to victory. Trailing by two strokes entering the final round, the largest deficit faced by a winner with one round to play since J.T. Poston at the 2019 Wyndham Championship (3). Final-round 62 represented the lowest final-round score by a winner since Rory McIlroy at the 2019 RBC Canadian Open (61). Made seven consecutive birdies in the final round, the longest such streak on TOUR since Kevin Chappell at 2019 A Military Tribute at The Greenbrier (9). **Mayakoba Golf Classic** - Won for the second consecutive week on the PGA TOUR schedule, following up his victory at the Bermuda Championship with a one-stroke win at the Mayakoba Golf Classic. Represented third career victory on TOUR. Became the first player since Bryson DeChambeau in 2017-18 to win back-to-back tournaments and the first since Xander Schauffele in 2018-19 to win back-to-back starts. Became the first player to win twice in the fall portion of the schedule in a single season since the TOUR went to a wraparound schedule in 2013-14. Moved to No. 1 in the FedExCup for the first time in his career. Co-led the field in Birdies (24) and Par-4 Scoring Average (3.80). **The RSM Classic** - Held the 54-hole lead at The RSM Classic in search of his third consecutive victory on TOUR before finishing fourth. Led the field in Par-4 Scoring Average (3.76) and co-led in Driving Accuracy Percentage (94.64%). **World Golf Championships-FedEx St. Jude Invitational** - Held the 36- and 54-hole leads at the World Golf Championships-FedEx St. Jude Invitational before finishing T15. Marked his fourth 54-hole lead/co-lead on TOUR during the season and fifth of his career. **PGA Championship** - Held the first-round lead at the PGA Championship, the first 18-hole lead/co-lead of his PGA TOUR career, before finishing T17.

Career Records

PGA TOUR (Playoff Record: 0-0)

Season	Events	Rounds	1st	2nd	3rd	Top 10	Top 25	Cuts Made	Cuts Missed	WD	FedExCup Rank	Earnings
Total:	196	570	3			16	49	100	96			\$10,090,796
2020	25	86	2			4	11	18	7		20	\$3,390,258
2019	11	33					4	7	4		183	\$252,546
2018	6	10							6			
2017	9	17						1	8		247	\$14,925
2016	29	63						4	25		212	\$75,772
2015	27	93				4	12	21	6		46	\$1,809,192
2014	29	108	1			7	12	25	4		27	\$3,396,747
2013	10	33					5	8	2		145	\$473,220
2012	29	74				1	4	11	18		146	\$474,295
2009	21	53					1	5	16		181	\$203,841

(A) - Amateur

Top Tournaments

PGA TOUR	THE PLAYERS Championship	Masters Tournament	PGA Championship	U.S. Open	The Open Championship	WGC-HSBC Champions	WGC-Mexico	WGC-Dell Technologies Match Play	WGC-FedEx St. Jude Inv
2020 CNL			T17				T37		T15
2019				CUT					
2016 CUT									
2015 T51	CUT		CUT	CUT	T12	T60	T23	T52	T61
2014			T72	T17	T39				T45

FedExCup Playoffs

	THE NORTHERN TRUST	Dell Technologies Championship	BMW Championship	TOUR Championship
2020 64			T8	T20
2015 T24	T44		T23	
2014 T46	CUT		T36	T17

Personal

- Moved from Pittsburgh to North Carolina at age 11. Attended high school in Cary, N.C.
- Grew up playing against PGA TOUR pro Webb Simpson in the Raleigh, N.C., area.
- Favorite teams include the Georgia Bulldogs, Pittsburgh Steelers and Atlanta Braves.



David Toms

Height: 5'10" (1.78 m)
Weight: 160 (73 kg)
Age: 53 (January 04, 1967)
Birthplace: Monroe, Louisiana
Residence: Shreveport, Louisiana
Family: Wife, Sonya; Carter, Anna

Education: Louisiana State University
Special Interests: Duck hunting, fishing, snow skiing, water skiing, LSU sports
Turned Professional: 1989
City plays from: Shreveport, LA, United States

Exempt Status

PGA TOUR Top 25 in career earnings (thru 2020-21)

Career Victories

PGA TOUR Victories (13):

1997 (1) Quad City Classic. **1999 (2)** Sprint International, Buick Challenge. **2000 (1)** Michelob Championship at Kingsmill. **2001 (3)** Compaq Classic of New Orleans, PGA Championship, Michelob Championship at Kingsmill. **2003 (2)** Wachovia Championship, FedEx St. Jude Classic. **2004 (1)** FedEx St. Jude Classic. **2005 (1)** World Golf Championships-Accenture Match Play Championship. **2006 (1)** Sony Open in Hawaii. **2011 (1)** Crowne Plaza Invitational at Colonial.

PGA TOUR Champions Victories (1):

2018 (1) U.S. Senior Open Championship.

Korn Ferry Tour Victories (2):

1995 (2) NIKE Greater Greenville Classic, NIKE Wichita Open.

2019-20 Season Highlights

PGA TOUR Champions

Chubb Classic - In his season debut, carded rounds of 69-68-66 and finished T9 at the Chubb Classic.

National Team Selections

Presidents Cup : 2003, 2005, 2007, 2011 **Ryder Cup** : 2002, 2004, 2006 **World Cup** : 2002

Career Records

PGA TOUR (Playoff Record: 1 - 3)

Season	Events	Rounds	1st	2nd	3rd	Top 10	Top 25	Cuts Made	Cuts Missed	WD	FedExCup Rank	Earnings
Total:	617	1964	13	16	9	111	240	414	189	15		\$41,901,709
2019	3	10						2	1		223	\$61,438
2017	3	8						1	2		239	\$9,984
2016	19	62		1		1	4	12	7		124	\$774,522
2015	21	58				2	7	11	9	1	144	\$742,470
2014	20	62				2	5	13	7	1	118	\$801,355
2013	16	44				1	4	10	6		138	\$646,161
2012	19	58		1		5	8	13	6	1	95	\$1,658,428
2011	23	78	1	1	1	7	13	16	6	1	20	\$3,858,090
2010	25	85		1	1	2	7	19	6		55	\$1,590,998
2009	27	98		3		7	13	21	6		19	\$3,047,198
2008	20	68				1	6	16	4		136	\$799,114
2007	22	77			1	7	11	19	2	1	33	\$2,095,837
2006	22	69	1	1	1	6	13	17	4	1		\$2,911,187
2005	25	77	1	1	1	11	14	19	4	1		\$3,962,013
2004	24	74	1			7	13	17	7			\$2,357,531
2003	26	81	2	1		7	11	19	6	1		\$3,710,905
2002	27	102		3	1	12	20	25	2			\$3,459,739
2001	28	96	3	1		9	16	23	4	1		\$3,791,595
2000	31	109	1		1	6	19	26	5			\$2,002,068
1999	32	103	2	1	1	7	17	21	10	1		\$1,959,672
1998	26	85		1		3	11	18	8			\$635,073
1997	27	88	1			2	7	17	9	1		\$460,355
1996	29	89				2	8	16	13			\$205,188
1994	32	92					4	16	14	2		\$87,607
1993	32	86				3	5	12	19	1		\$120,952
1992	30	87			1	1	4	14	16			\$148,712
1990	3	6							2	1		
1989	5	12						1	4			\$1,463

(A) - Amateur

Player Statistics

Career Low Round: 61 - 2006 Sony Open in Hawaii (Round 3)

Career High FedExCup Rank: #4 : 2011 Crowne Plaza Invitational at Colonial

Career High Official World Golf Rank: #5 : 2003 THE PLAYERS Championship

Career Largest Paycheck: \$1,300,000 : 2005 World Golf Championships-Accenture Match Play Championship (Finished 1)

Top Tournaments

PGA TOUR	THE PLAYERS Championship	Masters Tournament	PGA Championship	U.S. Open	The Open Championship	WGC-HSBC Champions	WGC-Mexico	WGC-Dell Technologies Match Play	WGC-FedEx St. Jude Inv
2019				CUT					
2016			CUT	CUT					
2015	T13		CUT						
2014				CUT					
2013	CUT	T13	7	CUT			T33		
2012	T10	T50	T42	T4			T17		T8
2011	2(P)	T24	T4	CUT		T59			T9
2010	CUT	T14	T33	T33					
2009	T9		T36	CUT	CUT		T50	T33	
2008	T32	T42	T15	T60				T17	T22
2007	T64	9	T42	T5	CUT			T9	T48
2006	CUT	CUT	T16	W/D			T45	T9	T61
2005	T68	CUT	T10	T15	DQ		53	T9	T8
2004	CUT	CUT	T17	T20	T30		T6	1	T9
2003	CUT	T8	T29	T5	CUT		T13	T9	T6
2002	T19	T36	CUT	T45	83		5	2	T33
2001	T12	T31	1	T66	CUT		T4	T5	T15
2000	T38	T49	T41	T16	T4			T17	T13
1999	T20	CUT	CUT	CUT			T25	T17	
1998	CUT	T6	CUT				T11		
1997	CUT		CUT						
1996	CUT			W/D					
1994	CUT			CUT					
1993	CUT								
1992	CUT								

FedExCup Playoffs

THE NORTHERN TRUST	Dell Technologies Championship	BMW Championship	TOUR Championship
2016	CUT		
2014	T74		
2012	CUT		
2011	CUT		
2010	CUT	T59	T10
2009	T31	T45	T15
2008	CUT	T36	T23
2007	CUT		T13
	W/D		
		T18	

Personal

- Created the David Toms Foundation in 2003. The foundation helps underprivileged, abused and abandoned children through funding programs that are designed to enhance a child's character, self-esteem and career possibilities. Foundation assisted those displaced by Hurricane Katrina, raising more \$3.0 million. The Wall Street Journal in 2006 cited the David Toms Foundation as having the lowest percentage of expenses of any athletic foundation that gave a minimum of \$600,000 to charity. Shared the Golf Writers Association of America's 2006 Charlie Bartlett Award with Louisianans Kelly Gibson and Hal Sutton for their combined \$2-million plus in aid to Hurricane Katrina and Hurricane Rita victims. Most recently, has focused his efforts on assisting those affected by the devastating floods in 2016 in South Louisiana (including his childhood hometown of Denham Springs).
- Grew up playing baseball with future major leaguers Ben McDonald and Albert Belle.
- Helped in re-design of Palmetto CC in Louisiana in 1999. First David Toms signature course, Carter Plantation in Springfield, La., opened to the public in October 2003. Worked with Rees Jones on the 18-hole course at GC of Houston, that is the site of the Shell Houston Open. Also worked with Jones on the redesign of Baton Rouge CC and has a signature course, LaTour GC, that opened in 2009 in Mathews, La.
- In September 2013, opened the David Toms Academy, named 265, in his hometown of Shreveport. The 60-acre state-of-the-art training center is owned and operated by the David Toms Foundation and includes a game-improvement facility for juniors and avid golfers.
- Is a passionate LSU fan who spends a lot of his free time following Tigers athletics. Teammates at Louisiana State included Bob Friend, Emlyn Aubrey, Perry Moss and Greg Leshner, former PGA TOUR members.
- Inducted into the Gulf States Section PGA Hall of Fame in 2012.
- Elected to the Louisiana Sports Hall of Fame and will be enshrined June 24, 2017.



D.J. Trahan^(TRAY-han)

Height: 6'3" (1.91 m)
Weight: 185 (84 kg)
Age: 39 (December 18, 1980)
Birthplace: Atlanta, Georgia
Residence: Mt. Pleasant, South Carolina
Family: Single

Education: Clemson University (2003, Sports Management)
Special Interests: Fishing
Turned Professional: 2003
City plays from: Kiawah Island, SC, United States

Exempt Status

PGA TOUR Top 50 from 2019 Korn Ferry Tour (thru 2020-21)

Career Victories

PGA TOUR Victories (2):

2006 (1) Southern Farm Bureau Classic. **2008 (1)** Bob Hope Chrysler Classic.

Korn Ferry Tour Victories (1):

2004 (1) Miccosukee Championship.

National Team Selections

Arnold Palmer Cup : 2002 **Walker Cup** : 2001 **World Amateur Team Championship** : 2002

Career Records

PGA TOUR (Playoff Record: 1-0)												
Season	Events	Rounds	1st	2nd	3rd	Top 10	Top 25	Cuts Made	Cuts Missed	WD	FedExCup Rank	Earnings
Total:	324	947	2	1	1	31	62	171	145	7		\$10,751,321
2020	17	47				1	2	7	10		153	\$345,471
2019	14	37				3	5	8	5	1	164	\$507,919
2018	8	20					1	4	4		208	\$85,595
2017	5	11						2	3		235	\$15,155
2016	14	37				1	2	6	8		194	\$225,751
2015	5	14						4	1		232	\$36,855
2014	5	9						1	4		238	\$12,900
2013	16	46				1	2	8	8		175	\$284,249
2012	27	69				2	2	11	14	1	156	\$611,142
2011	30	91				1	6	16	13	1	106	\$668,166
2010	27	92			1	7	11	19	8		49	\$1,619,693
2009	30	96				3	7	18	12		96	\$1,078,256
2008	27	94	1			4	10	21	6		24	\$2,304,368
2007	30	99		1		3	3	18	12		117	\$1,106,374
2006	33	90	1			2	4	13	18	2		\$1,035,242
2005	28	77				3	7	14	12	2		\$806,304
2004	1	2							1			
2003	6	14						1	5			\$7,880
2001	1(A)	2							1			

(A) - Amateur

Top Tournaments

PGA TOUR	THE PLAYERS Championship	Masters Tournament	PGA Championship	U.S. Open	The Open Championship	WGC-HSBC Champions	WGC-Mexico	WGC-Dell Technologies Match Play	WGC-FedEx St. Jude Inv
2016				CUT					
2012 DQ									
2011 CUT			CUT						
2010 CUT			67						
2009 CUT		T44	CUT	CUT	CUT		T46		
2008 T51		CUT	T31	T4			T57		T8
2007 CUT			CUT						
2006 CUT				CUT					
2001		CUT							

FedExCup Playoffs

	THE NORTHERN TRUST	Dell Technologies Championship	BMW Championship	TOUR Championship
2011 T52				
2010 T21	10		70	
2009 CUT	T69			
2008 CUT	T67		T5	T17
2007 T60	CUT			

Personal

- Father, Don, who has recorded 13 career aces, got him started in the game. Dad is a golf instructor in South Carolina who made one career PGA TOUR start, missing the cut at the 1980 Atlanta Classic.



Martin Trainer

Height: 6'1" (1.85 m)
Weight: 175 (80 kg)
Age: 29 (April 15, 1991)
Birthplace: Marseille, France
Residence: Palo Alto, California
Family: Single

Education: University of Southern California (2013, Business Administration)
Turned Professional: 2013
City plays from: San Francisco, CA, United States

Exempt Status

PGA TOUR Tournament winner (thru 2021-22)

Career Victories

PGA TOUR Victories (1):

2019 (1) Puerto Rico Open.

Korn Ferry Tour Victories (2):

2018 (2) El Bosque Mexico Championship by Innova, Price Cutter Charity Championship presented by Dr Pepper.

PGA TOUR Latinoamerica Victories (1):

2016 (1) Mazatlan Open.

Career Records

PGA TOUR (Playoff Record: 0 - 0)

Season	Events	Rounds	1st	2nd	3rd	Top 10	Top 25	Cuts Made	Cuts Missed	WD	FedExCup Rank	Earnings
Total:	48	113	1			1	1	10	37	1		\$781,637
2020	21	46						2	19		216	\$89,482
2019	25	61	1			1	1	7	17	1	132	\$692,155
2014	1	2										
2011	1 (A)	4						1	1			

(A) - Amateur

Top Tournaments

PGA TOUR	THE PLAYERS Championship	Masters Tournament	PGA Championship	U.S. Open	The Open Championship	WGC-HSBC Champions	WGC-Mexico	WGC-Dell Technologies Match Play	WGC-FedEx St. Jude Inv
2019 T41			CUT						

Player Statistics

Career Low Round: 66 - 2019 John Deere Classic (Round 2)

Career High FedExCup Rank: #39 : 2019 Puerto Rico Open

Career High Official World Golf Rank: #117 : 2019 Valspar Championship

Career Largest Paycheck: \$540,000 : 2019 Puerto Rico Open (Finished 1)

Personal

- His father is American and his mother French. He speaks French.
- Hobbies include studying sitcoms, bike riding, and hiking.
- Wants to one day create a golf-centric sitcom.
- His favorite professional teams are the San Francisco 49ers, Golden State Warriors and San Francisco Giants.



Cameron Tringale^(trin-GOLL-ee)

Height: 6'2" (1.88 m)

Weight: 185 (84 kg)

Age: 33 (August 24, 1987)

Birthplace: Mission Viejo, California

Residence: Palm Beach Gardens, Florida

Family: Wife, Tasha; Gianna

Education: Georgia Tech (2009, Management)

Special Interests: Snowboarding, surfing, rock climbing

Turned Professional: 2009

City plays from: Laguna Niguel, CA, United States

Exempt Status

PGA TOUR Top 125 in 2019-20 FedExCup standings (thru 2020-21)

Career Victories

Player Statistics

Career Low Round: 63 - 2020 3M Open (Round 3)

Career High FedExCup Rank: #5 : 2016 Shriners Hospitals for Children Open

Career High Official World Golf Rank: #55 : 2015 Zurich Classic of New Orleans

Career Largest Paycheck: \$745,200 : 2015 Zurich Classic of New Orleans (Finished 2)

2019-20 Season Highlights

Qualified for the FedExCup Playoffs for the second consecutive season and eighth total, finishing the season No. 82 in the FedExCup standings. Marked his best final standing since finishing 36th in 2014-15. Earned one top-10, a T3 at the 3M Open, and made the cut in 14 of 18 of starts.

National Team Selections

Walker Cup : 2009 **Palmer Cup** : 2009

Career Records

PGA TOUR (Playoff Record: 0 - 0)

Season	Events	Rounds	1st	2nd	3rd	Top 10	Top 25	Cuts Made	Cuts Missed	WD	FedExCup Rank	Earnings
Total:	282	893		3	2	22	62	176	105			\$11,830,876
2020	18	63			1	1	4	14	3		82	\$911,172
2019	21	65				2	8	16	5		106	\$1,049,106
2018	26	63					1	7	19		195	\$179,459
2017	28	83				3	3	16	12		133	\$792,814
2016	25	77		1		1	6	16	9		112	\$1,064,066
2015	28	96		1		3	6	20	8		36	\$1,837,164
2014	31	111		1		3	9	25	6		20	\$2,169,723
2013	24	80			1	1	6	16	8		79	\$971,209
2012	26	88				4	8	18	8		90	\$1,225,737
2011	32	110				4	8	23	9		63	\$1,327,807
2010	22	55					3	5	17		193	\$302,618
2009	1(A)	2							1			

(A) - Amateur

Top Tournaments

PGA TOUR	THE PLAYERS Championship	Masters Tournament	PGA Championship	U.S. Open	The Open Championship	WGC-HSBC Champions	WGC-Mexico	WGC-Dell Technologies Match Play	WGC-FedEx St. Jude Inv
2020	CN1		DQ						
2017	T35								
2016	T16		84						
2015	T56	T38	CUT	T54	T58		T38		
2014	CUT		DQ		CUT				
2013	CUT								
2012	T2		72						
2011			CUT						
2009				CUT					

FedExCup Playoffs

	THE NORTHERN TRUST	Dell Technologies Championship	BMW Championship	TOUR Championship
2020	T29			
2019	CUT			
2016	CUT			
2015	T30	T44	T7	
2014	T2	T69	T31	15
2013	T58	T67		
2012	CUT	CUT		
2011	T32	CUT	T31	

Personal

- Has a younger sister and an older brother, Jon, who played college golf at San Jose State.
- Favorite college team is Georgia Tech. Favorite professional team is the Los Angeles Lakers.
- Favorite vacation spot is any snowboarding destination.
- Growing up, wanted to become an actor.
- Bucket list includes skydiving and running a marathon.



Kevin Tway

Height: 6'3" (1.91 m)
Weight: 185 (84 kg)
Age: 32 (July 23, 1988)
Birthplace: Edmond, Oklahoma
Residence: Jupiter, Florida
Family: Single

Education: Oklahoma State University
Special Interests: Basketball
Turned Professional: 2011
City plays from: Edmond, OK, United States

Exempt Status

PGA TOUR Tournament winner (thru 2021-22)

Career Victories

PGA TOUR Victories (1):

2019 (1) Safeway Open.

Korn Ferry Tour Victories (1):

2013 (1) Albertsons Boise Open Presented by Kraft.

Career Records

PGA TOUR (Playoff Record: 1-0)

Season	Events	Rounds	1st	2nd	3rd	Top 10	Top 25	Cuts Made	Cuts Missed	WD	FedExCup Rank	Earnings
Total:	135	401	1		2	8	20	77	58			\$5,590,127
2020	19	48						7	12		180	\$256,320
2019	26	80	1			2	8	16	10		31	\$2,300,050
2018	31	104				3	6	24	7		87	\$1,379,544
2017	27	88			2	3	6	21	6		69	\$1,472,613
2016	1	2							1			
2015	1	4						1				\$14,322
2014	23	60						8	15		177	\$167,278
2012	2	5							2			
2011	4	8							4			
2008	1 (A)	2							1			

(A) - Amateur

Top Tournaments

PGA TOUR	THE PLAYERS Championship	Masters Tournament	PGA Championship	U.S. Open	The Open Championship	WGC-HSBC Champions	WGC-Mexico	WGC-Dell Technologies Match Play	WGC-FedEx St. Jude Inv
2020 CNL						160			
2019 CUT		T36	77						63
2018 T46									
2016				CUT					
2014				T60					
2008				CUT					

FedExCup Playoffs

	THE NORTHERN TRUST	Dell Technologies Championship	BMW Championship	TOUR Championship
2019 T24			T11	
2018 T56		T43		
2017 T43		T40	T53	

Player Statistics

Career Low Round: 63 - 2017 John Deere Classic (Round 2)

Career High FedExCup Rank: #1 : 2019 CIMB Classic

Career High Official World Golf Rank: #81 : 2019 CIMB Classic

Career Largest Paycheck: \$1,152,000 : 2019 Safeway Open (Finished 1)

Personal

- Favorite golf memory was caddying in the Par-3 Contest at the Masters for his father, Bob, who made more than 680 PGA TOUR starts and recorded eight wins, including the 1986 PGA Championship.
- Follows the Oklahoma City Thunder.
- Supports the Scott Verplank Foundation.
- Would love to trade places for a day with an astronaut.
- Not many people know he sings in the shower.
- Played basketball and baseball growing up. Quit all other sports after he won the U.S. Junior at 16.



Peter Uihlein (YOU-line)

Height: 6'1" (1.85 m)
Weight: 190 (86 kg)
Age: 31 (August 29, 1989)
Birthplace: New Bedford, Massachusetts
Residence: Jupiter, Florida
Family: Wife, Chelsea

Education: Oklahoma State University
Turned Professional: 2011
City plays from: Jupiter, FL, United States

Exempt Status

PGA TOUR 126-150 in 2018-19 FedExCup standings (thru 2020-21)

Career Victories

Korn Ferry Tour Victories (1):

2017 (1) Nationwide Children's Hospital Championship.

Player Statistics

Career Low Round: 62 - 2018 Wells Fargo Championship (Round 3)

Career High FedExCup Rank: #21 : 2018 World Golf Championships-HSBC Champions

Career High Official World Golf Rank: #48 : 2018 the Memorial Tournament presented by Nationwide

Career Largest Paycheck: \$356,000 : 2018 the Memorial Tournament presented by Nationwide (Finished 5)

2019-20 Season Highlights

Korn Ferry Tour

LECOM Suncoast Classic - Held a share of the 36-hole lead at 12-under and the solo lead after 54 holes at 18-under before going on to finish T20 at 16-under 272.

National Team Selections

Walker Cup : 2009, 2011 **Eisenhower Trophy** : 2010

Career Records

PGA TOUR (Playoff Record: 0-0)

Season	Events	Rounds	1st	2nd	3rd	Top 10	Top 25	Cuts Made	Cuts Missed	WD	FedExCup Rank	Earnings
Total:	99	278				9	22	51	44	3		\$3,502,040
2020	14	43					2	9	5		166	\$301,846
2019	29	78				2	6	14	12	2	133	\$842,991
2018	26	78				4	8	16	10		64	\$1,797,715
2017	7	23				1	3	5	2			\$272,529
2015	4	8				1	1	1	2	1		\$165,333
2014	7	18					1	2	5			
2013	4	8				1	1	1	3			\$121,625
2012	2	4							2			
2011	5 (A)	16						3	2			
2006	1 (A)	2							1			

(A)-Amateur

Top Tournaments

PGA TOUR	THE PLAYERS Championship	Masters Tournament	PGA Championship	U.S. Open	The Open Championship	WGC-HSBC Champions	WGC-Mexico	WGC-Dell Technologies Match Play	WGC-FedEx St. Jude Inv
2019	CUT								
2018			CUT	T48	CUT	T5	T37	T17	
2017			CUT	CUT	T44				
2014					CUT	T55	T25		
2013			CUT						
2011		CUT		CUT	T48				

FedExCup Playoffs

THE NORTHERN TRUST	Dell Technologies Championship	BMW Championship	TOUR Championship
2018 148	112	138	

Personal

- Born in New Bedford, Massachusetts to Tina and Wally Uihlein, Chairman and CEO of Acushnet/Titleist. Moved to Florida when he was 13 to attend IMG Academy.
- Won the 2010 U.S. Amateur at Chambers Bay on his 21st birthday.
- His Siberian Husky, Bagger, was named for his favorite book, "The Legend of Bagger Vance."
- Is allergic to chocolate.



Bo Van Pelt

Height: 6'4" (1.93 m)
Weight: 200 (91 kg)
Age: 45 (May 16, 1975)
Birthplace: Richmond, Indiana
Residence: Tulsa, Oklahoma
Family: Wife, Carrie; Olivia, Trace, Crew

Education: Oklahoma State University (1998, General Business)
Special Interests: Billiards, basketball, movies, watching sports, boating
Turned Professional: 1998
City plays from: Tulsa, OK, United States

Exempt Status

PGA TOUR Top 50 in career earnings (thru 2020-21)

Career Victories

PGA TOUR Victories (1):

2009 (1) U.S. Bank Championship in Milwaukee.

Korn Ferry Tour Victories (1):

2003 (1) Omaha Classic.

Player Statistics

Career Low Round: 63 - 2014 Zurich Classic of New Orleans (Round 2)

Career High FedExCup Rank: #12 : 2010 World Golf Championships-Bridgestone Invitational

Career High Official World Golf Rank: #20 : 2012 World Challenge presented by Northwestern Mutual

Career Largest Paycheck: \$720,000 : 2009 U.S. Bank Championship in Milwaukee (Finished 1)

2019-20 Season Highlights

PGA TOUR

Safeway Open - Finished T62 at the Safeway Open in his first start since the 2016 AT&T Pebble Beach Pro-Am, missing a period of 1,321 days with a torn labrum in his left shoulder.

National Team Selections

Palmer Cup : 1997

Career Records

PGA TOUR (Playoff Record: 1-0)

Season	Events	Rounds	1st	2nd	3rd	Top 10	Top 25	Cuts Made	Cuts Missed	WD	FedExCup Rank	Earnings
Total:	416	1340	1	3	6	52	127	263	149	4		\$20,477,726
2020	18	43						4	13	1	228	\$50,838
2016	5	14						1	4		235	\$15,392
2015	28	79						13	15		159	\$580,611
2014	25	83				1	8	16	9		81	\$982,218
2013	22	70				1	7	16	5	1	89	\$956,629
2012	24	83		1		10	16	20	3	1	22	\$3,043,509
2011	27	90			1	5	13	19	8		23	\$2,344,546
2010	28	104		1	3	8	14	24	4		30	\$3,336,258
2009	30	100	1			5	8	21	9		50	\$1,945,307
2008	32	101		1		1	7	20	11	1	79	\$903,967
2007	30	104				4	13	22	8		64	\$1,559,181
2006	28	102				4	11	23	5			\$1,389,927
2005	33	112			2	6	12	24	9			\$1,606,082
2004	30	104				5	13	23	7			\$1,553,825
2002	28	78					1	10	18			\$139,357
1999	28	73					1	7	21			\$70,080

(A) - Amateur

Top Tournaments

PGA TOUR	THE PLAYERS Championship	Masters Tournament	PGA Championship	U.S. Open	The Open Championship	WGC-HSBC Champions	WGC-Mexico	WGC-Dell Technologies Match Play	WGC-FedEx St. Jude Inv
2015	T30			CUT					
2014	T26			T63		T21			
2013	T62	T20	W/D	T21	T44		T39	T17	T21
2012	T7	T17	T18	T59	CUT		T8	T33	T8
2011	CUT	T8	CUT	T14	T57	T11	T35	T17	T23
2010	T4		T28	T40	T44				T3
2009	CUT		CUT	CUT					
2008	CUT								
2007	CUT		CUT						
2006	T8			T40	CUT				
2005	CUT	CUT	T17		T52				
2004			T31	T31	T30				

FedExCup Playoffs

	THE NORTHERN TRUST	Dell Technologies Championship	BMW Championship	TOUR Championship
2014	T13	T57		
2013	CUT	T53		
2012	T24	T26		
2011	T24	7	T56	9
2010	CUT	T25	T54	24
2009	T31	CUT	T15	
2008	T1	T44		
2007	CUT	T30	T18	

Personal

- Father, Bob, was a fifth-round draft pick by the NFL's Philadelphia Eagles in 1967 after a collegiate career at Indiana.
- Along with his wife, Carrie, is involved in Habitat for Humanity.
- Quit game for a time while in college but later rejoined the Oklahoma State golf team. "I guess I had to give it up to figure out how much I loved it."



Erik van Rooyen^(van-ROY-in)

Height: 6'3" (1.9 m)
Weight: 194 (88 kg)
Age: 30 (February 21, 1990)
Birthplace: Bellville, South Africa
Residence: Johannesburg, South Africa
Family: Wife, Rose

Education: University of Minnesota
Special Interests: Enjoys outdoors, playing guitar and spending time with his wife and family on weeks off.
Turned Professional: 2013
City plays from: Johannesburg, South Africa

Exempt Status

PGA TOUR Top 125 non-member 2019-20 (thru 2020-21)

Career Victories

Player Statistics

Career Low Round: 62 - 2020 World Golf Championships-Mexico Championship (Round 2)

Career High FedExCup Rank:

Career High Official World Golf Rank: #40 : 2020 Travelers Championship

Career Largest Paycheck: \$600,000 : 2020 World Golf Championships-Mexico Championship (Finished 3)

2019-20 Season Highlights

Recorded one top-10 and earned enough non-member FedExCup points to secure membership for the 2020-21 season via the Top 125 Non-Member category. Accepted Special Temporary Membership for the remainder of the season following a T20 at the World Golf Championships-FedEx St. Jude Invitational. Made six cuts in 11 starts, with his best result of the season coming at the WGC-Mexico Championship (T3).

PGA TOUR

World Golf Championships-Mexico Championship - Earned his first career top-five on the PGA TOUR with a T3 at the World Golf Championships-Mexico Championship. Co-led the field in Par-4 Scoring Average (3.77) and Total Eagles (2).

National Team Selections

World Cup : 2018

Career Records

PGA TOUR (Playoff Record: 0 - 0)

Season	Events	Rounds	1st	2nd	3rd	Top 10	Top 25	Cuts Made	Cuts Missed	WD	FedExCup Rank	Earnings
Total:	18	62			1	2	9	13	5			\$757,561
2020	11	34			1	1	4	6	5			\$171,345
2019	6	24				1	4	6				\$476,502
2018	1	4					1	1				\$109,714

(A) - Amateur

Top Tournaments

PGA TOUR	THE PLAYERS Championship	Masters Tournament	PGA Championship	U.S. Open	The Open Championship	WGC-HSBC Champions	WGC-Mexico	WGC-Dell Technologies Match Play	WGC-FedEx St. Jude Inv
2020 CNL			T51			T38	T3		T20
2019			T8	T43	T20	T22	T36		
2018					T17				

Personal

- Born in Bellville, South Africa, a suburb of Cape Town. Grew up playing all sports in season in South Africa, including rugby, cricket and track and field, before focusing solely on golf.
- Starting competing at age 14 and played college golf at the University of Minnesota where he met his wife, Rose.
- Self-taught guitarist since the age of 14. Loves playing music by the Foo Fighters, AC/DC and Guns N' Roses.



Harold Varner III

Height: 5'8" (1.73 m)
Weight: 170 (77 kg)
Age: 30 (August 15, 1990)
Birthplace: Akron, Ohio
Residence: Jacksonville Beach, Florida
Family: Wife, Amanda

Education: East Carolina University (2012, Marketing)
Special Interests: NBA, East Carolina University athletics, NFL, family
Turned Professional: 2012
City plays from: Gastonia, NC, United States

Exempt Status

PGA TOUR Top 125 in 2019-20 FedExCup standings (thru 2020-21)

Career Victories

Player Statistics

Career Low Round: 62 - 2020 Wyndham Championship (Round 1)
Career High FedExCup Rank: #14 : 2019 Safeway Open
Career High Official World Golf Rank: #104 : 2020 Wyndham Championship
Career Largest Paycheck: \$536,500 : 2019 THE NORTHERN TRUST (Finished 3)

2019-20 Season Highlights

Qualified for the FedExCup Playoffs for the fifth time in his fifth season as a member, finishing the season No. 80 in the FedExCup standings. Recorded one top-10, a T7 at the Wyndham Championship, and four additional top-25s. Made the cut in 14 of 22 starts.

PGA TOUR

Charles Schwab Challenge - Held a share of the 18-hole lead and the outright 36-hole lead at the Charles Schwab Challenge before finishing T19. Second-round lead was his first solo-lead after any round on the PGA TOUR. Second-round 66 was the first 66-or-better by a player opening with a triple bogey or worse in the ShotLink era (2003-present). Opening 36-hole score of 129 was his first such sub-130 score. **Wyndham Championship** - Earned his first top-10 of the season with a T7 at the Wyndham Championship. Shot a 62 in round one to hold a share of the lead, the third 18-hole lead/co-lead of his career (fell to 0-for-3). Marked second career score of 62 or better and first since the 2015 Mayakoba Golf Classic (62/R2).

Career Records

PGA TOUR (Playoff Record: 0-0)											
Season	Events	Rounds	1st	2nd	3rd	Top 10	Top 25	Cuts Made	Cuts Missed	WD	FedExCup Rank
Total:	137	444			1	12	33	86	51		\$6,095,664
2020	22	74				1	5	14	8	80	\$1,060,152
2019	26	82			1	3	9	16	10	38	\$1,553,149
2018	27	89				3	5	18	9	107	\$1,223,064
2017	31	99				1	7	19	12	90	\$918,779
2016	28	92				4	7	18	10	75	\$1,327,320
2014	2	6						1	1		\$13,199
2013	1	2							1		

(A) - Amateur

Top Tournaments

PGA TOUR	THE PLAYERS Championship	Masters Tournament	PGA Championship	U.S. Open	The Open Championship	WGC-HSBC Champions	WGC-Mexico	WGC-Dell Technologies Match Play	WGC-FedEx St. Jude Inv
2020 CNL			T29						
2019 CUT			T36						
2018 T7				CUT					
2017 T35									T50
2016 T57		CUT			T66				
2013				CUT					

FedExCup Playoffs

	THE NORTHERN TRUST	Dell Technologies Championship	BMW Championship	TOUR Championship
2020 CUT				
2019 T3			68	
2018 T40				
2017 T20	T47			
2016 T60	T33			

Personal

- Looks up to his father, who bought him a set of clubs at age 2.
- If he were not playing golf, would want to be "the best NBA player in the world."
- Huge Carolina Panthers fan.
- Avid reader and loves biographies.
- His headcover "Gerald" has his own Twitter account.



Jhonattan Vegas (Jonathan)

Height: 6'3" (1.91 m)
Weight: 230 (kg)
Age: 36 (August 19, 1984)
Birthplace: Maturin, Venezuela
Residence: Houston, Texas
Family: Wife, Hildegard; Sharlene Marie, Louis Alexander

Education: University of Texas (2008, General Kinesiology)
Special Interests: Movies, baseball, dancing, music, scuba diving, working out
Turned Professional: 2008
City plays from: Maturin, Venezuela

Exempt Status

PGA TOUR Top 125 in 2018-19 FedExCup standings (thru 2020-21)

Career Victories

PGA TOUR Victories (3):

2011 (1) Bob Hope Classic. **2016 (1)** RBC Canadian Open. **2017 (1)** RBC Canadian Open.

Korn Ferry Tour Victories (1):

2010 (1) Preferred Health Systems Wichita Open.

2019-20 Season Highlights

Recorded one top-10 and finished the season No. 139 in the FedExCup standings, ending a streak of four consecutive appearances in the FedExCup Playoffs. Made nine cuts in 17 starts, highlighted by a T9 at the Puerto Rico Open.

PGA TOUR

Puerto Rico Open - Shot a final-round 62 at the Puerto Rico Open (T9), the first sub-63 score in tournament history. Made 11 birdies in the final round, making more than 10 in a round for the first time in his career.

National Team Selections

World Cup : 2009, 2016, 2018 **Olympic Games** : 2016 **Presidents Cup** : 2017

Career Records

PGA TOUR (Playoff Record: 2 - 0)

Season	Events	Rounds	1st	2nd	3rd	Top 10	Top 25	Cuts Made	Cuts Missed	WD	FedExCup Rank	Earnings
Total:	229	733	3		4	21	47	151	77	1		\$12,555,718
2020	17	50				1	4	9	8		139	\$527,009
2019	23	72			1	3	5	15	7	1	76	\$1,566,910
2018	27	89				1	5	20	7		95	\$1,137,444
2017	29	90	1		1	4	8	19	10		23	\$2,944,738
2016	27	93	1			5	12	21	6		29	\$2,478,980
2015	27	86					1	18	9		153	\$446,345
2014	23	75			1	2	3	16	7		115	\$751,763
2013	3	7							3			
2012	25	77				2	3	13	12		126	\$801,803
2011	25	84	1		1	3	5	18	7		54	\$1,854,414
2010	1	4					1	1				\$26,483
2008	1	4						1				\$19,828
2003	1 (A)	2							1			

(A) - Amateur

Top Tournaments

PGA TOUR	THE PLAYERS Championship	Masters Tournament	PGA Championship	U.S. Open	The Open Championship	WGC-HSBC Champions	WGC-Mexico	WGC-Dell Technologies Match Play	WGC-FedEx St. Jude Inv
2020	CN1								
2019	T3		CUT		CUT				
2018	T41	T38	T59	T41	CUT	T20	T20	T52	T53
2017	CUT	CUT	CUT	CUT	CUT	T45	T38	T17	T17
2016	T57		T22						
2015	T42								
2012	T7								
2011	CUT	CUT	T51			10	T31		T66

FedExCup Playoffs

	THE NORTHERN TRUST	Dell Technologies Championship	BMW Championship	TOUR Championship
2019	T38			
2018	T15	CUT		
2017	T3	T65	T63	30
2016	T22	T33	T24	T24
2014	T66			
2011	70	T42	T49	

Personal

- His coach, Franci Betancourt, was a three-time World Cup participant for Venezuela in 1966, 1968 and 1975.
- Knew very little English when he initially arrived in Houston.
- Picked up the game by playing with a broomstick and a rock. Eventually began playing at a nine-hole course near his home built for oil-camp employees.
- Was a standout third baseman as a junior baseball player.



Kristoffer Ventura

Height: 6'3" (1.9 m)
Weight: 180 (82 kg)
Age: 25 (February 24, 1995)
Birthplace: Puebla, Mexico
Residence: Norway / Palm Beach Gardens, Florida

Education: Oklahoma State University (2018, Business Management)
Turned Professional: 2018
City plays from: Palm Beach Gardens, FL, United States

Exempt Status

PGA TOUR Top 50 from 2019 Korn Ferry Tour (thru 2020-21)

Career Victories

Korn Ferry Tour Victories (2):

2019 (2) Utah Championship presented by Zions Bank, Pinnacle Bank Championship presented by Chevrolet.

Player Statistics

Career Low Round: 63 - 2020 Wyndham Championship (Round 3)

Career High FedExCup Rank: #75 : 2020 Shriners Hospitals for Children Open

Career High Official World Golf Rank: #144 : 2020 Shriners Hospitals for Children Open

Career Largest Paycheck: \$75,377 : 2020 Shriners Hospitals for Children Open (Finished 18)

2019-20 Season Highlights

Korn Ferry Tour

Korn Ferry Challenge at TPC Sawgrass - Carded four rounds in the 60s to finish T4 at 10-under at the Korn Ferry Challenge at TPC Sawgrass. **TPC San Antonio Challenge at the Canyons** - Carded four rounds in the 60s to finish T8 at 17-under 271 at the TPC San Antonio Challenge at the Canyons.

National Team Selections

Eisenhower Trophy : 2012, 2016

Career Records

PGA TOUR (Playoff Record: 0 - 0)

Season	Events	Rounds	1st	2nd	3rd	Top 10	Top 25	Cuts Made	Cuts Missed	WD	FedExCup Rank	Earnings
Total:	20	54					4	8	12			\$312,872
2020	16	44					4	7	9		156	\$278,309
2019	3	8						1	2			\$34,563
2018	1	2							1			

(A) - Amateur

Personal

- Born in Puebla, Mexico to a Mexican father and Norwegian mother. Spent his first 12 years in Mexico where he played golf and soccer. At age 12, moved to Norway where he continued golf and took up skiing.
- Speaks Spanish and Norwegian and is learning Italian and German.
- Member of the 2018 NCAA National Championship team. College teammates of Viktor Hovland and Matthew Wolff.
- In November 2018, had to have an emergency appendectomy just before final stage of Korn Ferry Tour Qualifying Tournament. Competed in the event, despite not being able to swing 100 percent. Finished near the bottom and entered the 2019 Korn Ferry Tour season with minimal status.
- He would like to start a business and a foundation to help less fortunate people.



Camilo Villegas (kuh-ME-lo bee-JAY-gus)

Height: 5'9" (1.75 m)
Weight: 160 (73 kg)
Age: 38 (January 07, 1982)
Birthplace: Medellin, Colombia
Residence: Jupiter, Florida
Family: Wife, Maria; Mia

Education: University of Florida (2004, Business)
Special Interests: Music, cycling, exercise, fashion
Turned Professional: 2004
City plays from: Colombia

Exempt Status

PGA TOUR Major Medical Extension

Career Victories

PGA TOUR Victories (4):

2008 (2) BMW Championship, THE TOUR Championship presented by Coca-Cola. **2010 (1)** The Honda Classic. **2014 (1)** Wyndham Championship.

Player Statistics

Career Low Round: 62 - 2010 Waste Management Phoenix Open (Round 1)

Career High FedExCup Rank: #2 : 2010 World Golf Championships-CA Championship

Career High Official World Golf Rank: #7 : 2009 Transitions Championship

Career Largest Paycheck: \$1,260,000 : 2008 THE TOUR Championship presented by Coca-Cola (Finished 1)

2019-20 Season Highlights

Korn Ferry Tour

Country Club de Bogota Championship - Spurred by the support of the hometown crowd, held a share of the 18- and 36-hole leads at the Country Club de Bogota Championship. Finished the week T4 at 16-under 267.

National Team Selections

World Cup : 2006, 2011 **Presidents Cup** : 2009

Career Records

PGA TOUR (Playoff Record: 1 - 2)

Season	Events	Rounds	1st	2nd	3rd	Top 10	Top 25	Cuts Made	Cuts Missed	WD	FedExCup Rank	Earnings
Total:	324	1030	4	4	7	38	79	212	104	7		\$19,571,360
2020	1	2							1			
2018	14	45					1	8	6		193	\$229,439
2017	25	72		1		2	6	13	11	1	96	\$971,420
2016	27	79					2	15	11	1	152	\$450,056
2015	27	83					5	16	10	1	84	\$718,497
2014	29	95	1			1	4	20	8	1	48	\$1,642,124
2013	23	75				2	5	16	7		82	\$709,677
2012	25	77					4	15	9	1	148	\$491,729
2011	25	68			1	4	5	13	10	1	33	\$1,231,918
2010	20	72	1		1	7	9	18	2		20	\$3,035,523
2009	21	73			1	4	10	18	2	1	42	\$1,804,981
2008	22	78	2		2	7	10	19	3		2	\$4,422,641
2007	24	82		1	1	6	9	17	7		24	\$1,866,961
2006	29	93		2	1	4	7	18	11			\$1,742,112
2005	2	6						1	1			\$16,300
2004	10	30				1	2	5	5			\$237,984

(A) - Amateur

Top Tournaments

PGA TOUR	THE PLAYERS Championship	Masters Tournament	PGA Championship	U.S. Open	The Open Championship	WGC-HSBC Champions	WGC-Mexico	WGC-Dell Technologies Match Play	WGC-FedEx St. Jude Inv
2016	70								
2015	CUT	CUT	CUT	74					T25
2014	CUT								
2013					CUT				
2012	CUT								
2011	CUT	49	CUT	CUT	CUT		T35	T33	
2010	CUT	T38	T8	T70	T44		T16	3	
2009	T14	T13	T51	T33	T13	T25	T5	T9	T36
2008	T66	CUT	T4	T9	T39		T26	T33	
2007	CUT	CUT	T23	T26					
2006	T3		CUT	T59					
2004				CUT					

FedExCup Playoffs

THE NORTHERN TRUST	Dell Technologies Championship	BMW Championship	TOUR Championship
2017	T34	CUT	
2015	T30	T33	
2014	CUT	T50	T20
2013	T54	T35	
2011	T6	T25	T6
2010	T64	T61	T11
2009	W/D	T61	T8
2008	CUT	T3	1
2007	T21	T9	T7

Personal

- After a six-month battle with tumors on her brain and spine, Villegas' daughter, Mia, passed away on July 26, 2020. She was 22 months old. For weeks after her passing, players, staff and volunteers at events across all Tours wore rainbow ribbons in memory of Mia. Along with wife Maria, Villegas launched Mia's Miracles, an initiative under the Camilo Villegas Foundation, with the mission to provide help to children and families facing challenging circumstances.
- Is passionate about bike riding and has what he calls "obsessive cycling disorder."
- Has tattoos on his wrist with inspirational sayings. On the right, "attitude" and on the left, "positive energy."



Johnson Wagner

Height: 6'3" (1.91 m)
Weight: 230 (kg)
Age: 40 (March 23, 1980)
Birthplace: Amarillo, Texas
Residence: Charlotte, North Carolina
Family: Wife, Katie; Graham Clifton, Marianne Joy

Education: Virginia Tech
Special Interests: Hunting, watching sports
Turned Professional: 2002
City plays from: Charlotte, NC, United States

Exempt Status

PGA TOUR 126-150 in 2018-19 FedExCup standings (thru 2020-21)

Career Victories

PGA TOUR Victories (3):

2008 (1) Shell Houston Open. **2011 (1)** Mayakoba Golf Classic at Riviera Maya-Cancun. **2012 (1)** Sony Open in Hawaii.

Korn Ferry Tour Victories (2):

2006 (2) Chitimacha Louisiana Open Pres'd by Dynamic Industries, Cox Classic Presented by Chevrolet.

Player Statistics

Career Low Round: 62 - 2013 The Greenbrier Classic (Round 1)

Career High FedExCup Rank: #1 : 2012 Arnold Palmer Invitational presented by MasterCard

Career High Official World Golf Rank: #60 : 2012 Masters Tournament

Career Largest Paycheck: \$1,008,000 : 2008 Shell Houston Open (Finished 1)

Career Records

PGA TOUR (Playoff Record: 1-1)

Season	Events	Rounds	1st	2nd	3rd	Top 10	Top 25	Cuts Made	Cuts Missed	WD	FedExCup Rank	Earnings
Total:	339	1011	3	5	2	23	57	180	157	1		\$12,479,437
2020	10	25						3	7		224	\$46,925
2019	19	58		1		1	5	13	6		141	\$597,792
2018	21	69					4	16	5		133	\$656,322
2017	26	63			1	2	4	9	17		140	\$685,306
2016	26	86				3	6	17	9		78	\$1,083,787
2015	23	68		1		3	5	12	11		87	\$1,131,659
2014	24	65				1	2	11	13		150	\$393,729
2013	24	60		1		2	4	9	14	1	121	\$801,955
2012	27	88	1	1		4	6	17	10		36	\$2,225,007
2011	25	81	1			1	5	15	10		70	\$1,224,556
2010	28	85			1	2	5	15	12		172	\$753,802
2009	26	81				1	2	13	13		151	\$434,571
2008	26	83	1			1	2	15	11		60	\$1,431,001
2007	33	97		1		2	7	15	18		130	\$1,013,024
2004	1	2							1			

(A) - Amateur

Top Tournaments

PGA TOUR	THE PLAYERS Championship	Masters Tournament	PGA Championship	U.S. Open	The Open Championship	WGC-HSBC Champions	WGC-Mexico	WGC-Dell Technologies Match Play	WGC-FedEx St. Jude Inv
2017	CUT								
2016	T64								
2014	CUT								
2013	CUT				T58				
2012	T35	CUT	CUT		CUT	75	T13		T36
2011	CUT		T51						
2009	T60								
2008	T54	T36	CUT						T71
2007				CUT					
2004				CUT					

FedExCup Playoffs

	THE NORTHERN TRUST	Dell Technologies Championship	BMW Championship	TOUR Championship
2016	T22	T63		
2015	T45	T44		
2013	CUT			
2012	CUT		T45	
2011	CUT	T25	63	
2008	CUT	T15	T52	
2007	T65			

Personal

- Was the first player in the 105-year history of the Metropolitan Golf Association to hold the Ike (the MGA's premier stroke-play amateur), Met Amateur and Met Open titles at the same time—the Wagner Slam.
- Captained his high school hockey team as a junior and senior.
- Caddied for three summers at Hudson National in Westchester County, N.Y.
- Wife, Katie, is a former Virginia Tech soccer player. Father taught computer sciences at the U.S. Military Academy in West Point, N.Y. Grandfather M.T. Johnson was a former treasurer of the USGA.



Jimmy Walker

Height: 6'2" (1.88 m)
Weight: 180 (82 kg)
Age: 41 (January 16, 1979)
Birthplace: Oklahoma City, Oklahoma
Residence: Boerne, Texas
Family: Wife, Erin; McIn James, Beckett Meier

Education: Baylor University
Special Interests: Fishing, car racing, astrophotography
Turned Professional: 2001
City plays from: Boerne, TX, United States

Exempt Status

PGA TOUR Winner, PGA Championship (thru 2021-22)

Career Victories

PGA TOUR Victories (6):

2014 (3) Frys.com Open, Sony Open in Hawaii, AT&T Pebble Beach National Pro-Am. **2015 (2)** Sony Open in Hawaii, Valero Texas Open. **2016 (1)** PGA Championship.

Korn Ferry Tour Victories (3):

2004 (2) BellSouth Panama Championship, Chitimacha Louisiana Open. **2007 (1)** National Mining Association Pete Dye Classic.

National Team Selections

Ryder Cup : 2014, 2016 **Presidents Cup** : 2015 **World Cup** : 2016

Career Records

PGA TOUR (Playoff Record: 0-1)												
Season	Events	Rounds	1st	2nd	3rd	Top 10	Top 25	Cuts Made	Cuts Missed	WD	FedExCup Rank	Earnings
Total:	345	1114	6	4	3	45	102	225	119	2		\$25,717,623
2020	16	46					2	6	10		179	\$243,370
2019	22	74					3	15	7		158	\$590,437
2018	23	77		1		4	7	17	6		75	\$2,027,312
2017	21	65				1	7	14	7		111	\$1,101,162
2016	25	82	1		1	5	12	18	7		14	\$4,148,546
2015	24	86	2	2		6	9	21	3		16	\$4,521,350
2014	27	96	3			10	19	23	4		7	\$5,787,016
2013	24	84		1	1	5	10	18	6		36	\$2,117,570
2012	28	101				6	9	23	5		62	\$1,638,419
2011	24	79				4	7	16	8		50	\$1,336,556
2010	27	82			1	2	6	13	14		84	\$937,987
2009	24	74				2	5	15	8	2	148	\$662,683
2008	24	73					3	13	11		192	\$282,249
2006	21	58					1	9	12			\$153,950
2005	9	23					2	3	6			\$155,850
2004	1	2							1			
2003	1	2							1			
2002	1	2							1			
2001	3	8						1	2			\$13,164

(A)-Amateur

Top Tournaments

PGA TOUR									
THE PLAYERS Championship	Masters Tournament	PGA Championship	U.S. Open	The Open Championship	WGC-HSBC Champions	WGC-Mexico	WGC-Dell Technologies Match Play	WGC-FedEx St. Jude Inv	
2020 CNL		CUT							
2019 T67	T36	T23	CUT	CUT					
2018 T2	T20	T42	T56	CUT					
2017 T56	T18	CUT	CUT	T54	T77	T25	T39	T28	
2016 CUT	T29	1	CUT	CUT		6	T38	T16	
2015 CUT	T38	CUT	T58	T30	T35	T31	T52	T53	
2014 T6	T8		T9	T26	T46	T25	T17	T26	
2013 T15		CUT		CUT					
2012 T35		T21							
2011 CUT									
2010 T26		CUT							
2002			CUT						
2001			T52						

FedExCup Playoffs			
THE NORTHERN TRUST	Dell Technologies Championship	BMW Championship	TOUR Championship
2018 T71	T71		
2017 CUT			
2016 CUT	3	T13	28
2015 T69	CUT	T32	T18
2014 CUT	T9	T20	T17
2013 T54	CUT	T11	
2012 T38	T51	64	
2011 T18	T37	T22	
2010 T52	CUT		

Personal

- Learned the game from his father, who was a scratch golfer.
- Met his wife, Erin, at a Korn Ferry Tour event in 2004, where she was a tournament volunteer. Erin is competitive in equestrian competitions. Father-in-law, Mark Stiegemeier, was the 1975 world champion in freestyle skiing.
- Avid astrophotographer and his photos have been selected as NASA's astronomy photos of the day.



Matt Wallace

Height: 6'1" (1.85 m)
Weight: 187 (85 kg)
Age: 30 (April 12, 1990)
Birthplace: Hillingdon, England
Residence: London, England

Turned Professional: 2012
City plays from: England

Exempt Status

PGA TOUR Top 125 non-member 2018-19 (thru 2020-21)

Career Victories

Player Statistics

Career Low Round: 65 - 2019 World Golf Championships-FedEx St. Jude Invitational (Round 3)

Career High FedExCup Rank: #119 : 2020 the Memorial Tournament presented by Nationwide

Career High Official World Golf Rank: #23 : 2019 John Deere Classic

Career Largest Paycheck: \$575,500 : 2019 PGA Championship (Finished 3)

2019-20 Season Highlights

Ended his first full season as a PGA TOUR member No. 134 in the FedExCup standings, making nine cuts in 13 starts. Collected three top-25 finishes, highlighted by a T4 at the Memorial Tournament presented by Nationwide.

Career Records

PGA TOUR (Playoff Record: 0 - 0)													
Season	Events	Rounds	1st	2nd	3rd	Top 10	Top 25	Cuts Made	Cuts Missed	WD	FedExCup Rank	Earnings	
Total:	29	94			1	3	8	20	9			\$2,181,517	
2020	13	44				1	3	9	4		134	\$800,993	
2019	12	40			1	2	4	10	2			\$1,267,400	
2018	3	8					1	1	2			\$113,125	
2017	1	2							1				

(A) - Amateur

Top Tournaments

PGA TOUR										
	THE PLAYERS Championship	Masters Tournament	PGA Championship	U.S. Open	The Open Championship	WGC-HSBC Champions	WGC-Mexico	WGC-Dell Technologies Match Play	WGC-FedEx St. Jude Inv	
2020	CNL		T77			T60	T58		T59	
2019	T30	CUT	T3	T12	T51	T50	T33	T40	T27	
2018			T19	CUT	CUT					
2017				CUT						

Personal

- Played collegiate golf at Jacksonville State University in Alabama, the same school fellow English golfer Danny Willett attended.
- Comes from a very athletic family, with his parents being PE teachers. Was good at all sports including high-level cricket, football and rugby. Began taking golf seriously at age 18.
- Huge Manchester United fan.



Nick Watney

Height: 6'2" (1.88 m)
Weight: 180 (82 kg)
Age: 39 (April 25, 1981)
Birthplace: Sacramento, California
Residence: Las Vegas, Nevada
Family: Wife, Amber; Harper, Hudson, Holland Faith, Harlow Jay

Education: Fresno State University (2003)
Special Interests: All sports, music, video games
Turned Professional: 2003
City plays from: Dixon, CA, United States

Exempt Status

PGA TOUR Top 125 in 2018-19 FedExCup standings (thru 2020-21)

Career Victories

PGA TOUR Victories (5):

2007 (1) Zurich Classic of New Orleans. **2009 (1)** Buick Invitational. **2011 (2)** World Golf Championships-Cadillac Championship, AT&T National. **2012 (1)** The Barclays.

Korn Ferry Tour Victories (1):

2004 (1) Nationwide Tour Championship.

2019-20 Season Highlights

Missed the FedExCup Playoffs for the second time in the FedExCup era, finishing No. 132 in the standings. Previously missed the Playoffs in the 2015-16 season, where his season ended after five starts due to injury. Made six of 17 cuts, with his sole top-10 coming at the Safeway Open (T10).

National Team Selections

Presidents Cup : 2011 **World Cup** : 2009 **Palmer Cup** : 2002

Career Records

PGA TOUR (Playoff Record: 0-0)

Season	Events	Rounds	1st	2nd	3rd	Top 10	Top 25	Cuts Made	Cuts Missed	WD	FedExCup Rank	Earnings
Total:	394	1288	5	5		55	124	272	121	2		\$27,817,819
2020	17	44				1	3	6	10	1	132	\$534,797
2019	26	83				3	6	17	9		97	\$1,008,964
2018	26	90		1		1	3	21	5		74	\$1,402,833
2017	23	69				1	5	14	9		120	\$824,162
2016	5	17					1	3	2		202	\$189,880
2015	28	91		1		3	8	18	10		58	\$1,733,873
2014	25	75				2	5	17	8	1	105	\$913,398
2013	26	86		1		4	10	19	7		15	\$2,477,639
2012	26	94	1			5	12	23	3		4	\$3,044,224
2011	22	77	2	1		10	16	19	3		9	\$5,290,673
2010	24	88				8	15	22	2		12	\$2,536,714
2009	24	86	1	1		4	12	19	5		12	\$3,221,421
2008	27	96				1	5	21	6		109	\$878,173
2007	26	87	1			3	7	17	9		41	\$1,838,629
2006	29	95				6	11	19	10			\$1,243,816
2005	31	89				2	4	15	16			\$605,369
2004	1	3							1			
2003	8	18				1	1	2	6			\$73,255

(A) - Amateur

Top Tournaments

PGA TOUR	THE PLAYERS Championship	Masters Tournament	PGA Championship	U.S. Open	The Open Championship	WGC-HSBC Champions	WGC-Mexico	WGC-Dell Technologies Match Play	WGC-FedEx St. Jude Inv
2020	CN1								
2019	CUT								
2018	T37		T71						
2015	CUT		T30						
2014	CUT	T44	T33	CUT	CUT	T31	W/D	T33	
2013	CUT	T13	CUT	CUT	CUT		T49	T17	T44
2012	T56	T32	CUT	T21	T23	T16	T17	T9	T19
2011	T4	46	T12	CUT	CUT	T33	1	T9	T23
2010	T17	7	T18	T6	T7	T21	T26	T9	T16
2009	CUT	19	CUT	CUT	T27	5	2		T36
2008	T63	T11		T60					
2007	CUT		CUT	CUT	T35				T61

FedExCup Playoffs

	THE NORTHERN TRUST	Dell Technologies Championship	BMW Championship	TOUR Championship
2019	T59			
2018	T11	T62		
2017	CUT			
2015	CUT	T44	T19	
2014	CUT			
2013	T9	T35	2	T14
2012	1	T20	T45	28
2011	T10	T61	T22	T26
2010	T36	T33	T15	T4
2009	T6	T46	T30	T13
2008	T62	CUT		
2007	T25	CUT	T59	

Personal

- Walked on to the golf team at Fresno State University, coached by his uncle Mike Watney.
- Is an avid fan of the San Francisco Giants, San Francisco 49ers and Sacramento Kings.
- His wife, Amber, is the niece of PGA TOUR veteran Omar Uresti.



Bubba Watson

Height: 6'3" (1.91 m)
Weight: 180 (82 kg)
Age: 41 (November 05, 1978)
Birthplace: Bagdad, Florida
Residence: Orlando, Florida
Family: Wife, Angie; Caleb, Dakota Hope

Education: Faulkner State Community College; University of Georgia (2008, Consumer Economics)
Special Interests: Cars, Video games, collecting rare and designer shoes, wake surfing, water sports, fitness
Turned Professional: 2002
City plays from: Bagdad, FL, United States

Exempt Status

PGA TOUR Winner, World Golf Championships (thru 2023-24)

Career Victories

PGA TOUR Victories (12):

2010 (1) Travelers Championship. **2011 (2)** Farmers Insurance Open, Zurich Classic of New Orleans. **2012 (1)** Masters Tournament. **2014 (2)** Northern Trust Open, Masters Tournament. **2015 (2)** World Golf Championships-HSBC Champions, Travelers Championship. **2016 (1)** Northern Trust Open. **2018 (3)** Genesis Open, World Golf Championships-Dell Technologies Match Play, Travelers Championship.

2019-20 Season Highlights

Became one of nine players to qualify for the FedExCup Playoffs in each of the first 14 seasons of the FedExCup era, advancing to the BMW Championship and ending his season at No. 46 in the FedExCup standings. Marked his 12th season qualifying for the BMW Championship and first since 2017-18. Recorded three top-10s, highlighted by a T3 at the Waste Management Phoenix Open, and made 13 cuts in 20 starts.

PGA TOUR

Farmers Insurance Open - Tied two others for sixth at the Farmers Insurance Open. Co-led the field in Eagles (2) and Par-5 Scoring Average (4.25).

National Team Selections

Presidents Cup : 2011, 2015 **Ryder Cup** : 2010, 2012, 2014, 2018 **Olympic Games** : 2016

Career Records

PGA TOUR (Playoff Record: 5 - 1)												
Season	Events	Rounds	1st	2nd	3rd	Top 10	Top 25	Cuts Made	Cuts Missed	WD	FedExCup Rank	Earnings
Total:	336	1104	12	14	6	68	134	243	87	6		\$45,565,749
2020	20	66			1	3	7	13	7		46	\$1,565,323
2019	19	58				3	6	14	5		81	\$1,558,014
2018	24	79	3			6	8	19	5		10	\$5,793,748
2017	22	63				4	6	14	7	1	75	\$1,223,129
2016	19	69	1	1		4	9	18	1		21	\$3,492,842
2015	19	68	2	3	2	10	14	17	2		5	\$6,876,797
2014	21	73	2	3	1	8	11	18	2	1	5	\$6,336,978
2013	21	73				3	10	18	3		37	\$1,759,276
2012	19	66	1	2		7	16	16	3		13	\$4,644,997
2011	22	79	2			3	8	19	2	1	26	\$3,477,811
2010	22	77	1	2	1	4	8	16	6		22	\$3,198,998
2009	24	73		1		2	9	13	10	1	53	\$1,430,244
2008	29	97		1		3	7	19	10		30	\$1,533,523
2007	26	80		1		5	9	14	11	1	37	\$1,654,807
2006	27	79			1	3	6	15	11	1		\$1,019,264
2004	1	2							1			
2002	1	2							1			

(A) - Amateur

Player Statistics

Career Low Round: 62 - 2015 Travelers Championship (Round 1)

Career High FedExCup Rank: #1 : 2011 THE PLAYERS Championship

Career High Official World Golf Rank: #2 : 2015 Valspar Championship

Career Largest Paycheck: \$1,700,000 : 2018 World Golf Championships-Dell Technologies Match Play (Finished 1)

Top Tournaments

PGA TOUR	THE PLAYERS Championship	Masters Tournament	PGA Championship	U.S. Open	The Open Championship	WGC-HSBC Champions	WGC-Mexico	WGC-Dell Technologies Match Play	WGC-FedEx St. Jude Inv
2020	CNL		T71			T28	T18		T25
2019	T56	T12	CUT	CUT	T51		T27	T40	T9
2018	T57	T5	CUT	CUT	CUT		T9	1	T31
2017	CUT	CUT	CUT	CUT	T27	T54	T38	T9	T17
2016	T43	T37	T60	T51	T39	T35	2	T28	T14
2015	T42	T38	T21	CUT	CUT	1(P)	3	T17	2
2014	T48	1	T64	CUT	CUT	T8	T2	T9	T37
2013	T37	T50	CUT	T32	T32		T18	T9	T27
2012		1(P)	T11	CUT	T23	33	2	T17	T19
2011	T45	T38	T26	T63	T30		DNS	4	T21
2010	CUT		2(P)		CUT				T22
2009	T37	42	CUT	T18	CUT		72		
2008	CUT	T20	70	CUT					
2007	CUT		CUT	T5					
2004				CUT					

FedExCup Playoffs

THE NORTHERN TRUST	Dell Technologies Championship	BMW Championship	TOUR Championship
2020	T18	T16	
2019	CUT		
2018	T34	T16	29
2017	T10	T69	
2016	T13	CUT	T10
2015	3	T29	T5
2014	T30	T29	14
2013	T13	T67	T24
2012	T10	CUT	T12
2011	CUT	T16	T53
2010	T31	T37	T50
2009	CUT	T32	T15
2008	T12	T44	T28
2007	CUT	CUT	T18

Personal

- He and his wife, Angie, adopted their son (Caleb) on March 26, 2012 and adopted their daughter (Dakota) in December 2014.
- Wife is 6-foot-4 and a former University of Georgia, WNBA and European professional basketball player.
- Formed the Bubba Watson Foundation in January 2014. The foundation's mission is to enhance the everyday lives of people in need and placing a particular emphasis on helping and inspiring children, young adults and those associated with the U.S. military.
- Also created Bubba's Bash, an annual charity concert comprised of artists of varying genres and guest speakers who share a love of God.
- Returned to the University of Georgia to complete his degree without telling family or friends. Wanted to encourage kids to get an education and pursue their dreams.
- Dedicated his 2010 Travelers Championship win to his wife and father, Gerry, who was battling lung cancer and later passed away in October 2010. Father was a lieutenant in the Green Berets' Special Forces during the Vietnam War and was honored prior to the clinic for his military service with a plaque presented to him by Gen. Steven Duff, commander of U.S. Army Special Forces Command (Airborne) at Fort Bragg, N.C. "It's special. With my dad's situation, it's brought to my heart that the military is much more important than what we do for a living. So I needed to do something for the Green Berets and bring light to the Pensacola area."
- Self-taught player who learned the game by hitting Wiffle balls around his house.
- Attended the same high school—Milton (Fla.) High School—as PGA TOUR players Heath Slocum and Boo Weekley.
- In 2015, became a part owner of the Pensacola Blue Wahoos, a minor-league baseball team (Cincinnati Reds Double-A team) with Quint Studer and Rishy Studer.
- In the summer of 2016, pledged to donate at least \$250,000 to relief and recovery efforts of the worst flooding in the West Virginia area in more than 100 years (Watson and his family spend 4-5 months a year at their summer home in the area). That same year, donated \$100,000 to assist with Louisiana flood recovery efforts. His caddie, Ted Scott, is from the area.
- In July 2016, opened a candy store called "Bubba's Sweet Shop" in Pensacola, Fla., selling fudge, ice cream and candy, where his mom, Molly, sometimes works behind the counter.
- In October 2016, became co-owner of a local car dealership, Sandy & Bubba's Milton Chevrolet



Boo Weekley

Height: 6'0" (1.83 m)
Weight: 210 (95 kg)
Age: 47 (July 23, 1973)
Birthplace: Milton, Florida
Residence: Jay, Florida
Family: Thomas Parker, Aiden O'Neal

Education: Abraham Baldwin Agricultural College
Special Interests: Hunting, fishing
Turned Professional: 1997
City plays from: East Milton, FL, United States

Exempt Status

PGA TOUR Past champion beyond 150 in 2019-20 FedExCup (thru 2020-21)

Career Victories

PGA TOUR Victories (3):

2007 (1) Verizon Heritage. **2008 (1)** Verizon Heritage. **2013 (1)** Crowne Plaza Invitational at Colonial.

Player Statistics

Career Low Round: 62 - 2016 AT&T Byron Nelson (Round 2)

Career High FedExCup Rank: #6 : 2013 Crowne Plaza Invitational at Colonial

Career High Official World Golf Rank: #23 : 2008 EDS Byron Nelson Championship

Career Largest Paycheck: \$1,152,000 : 2013 Crowne Plaza Invitational at Colonial (Finished 1)

National Team Selections

Ryder Cup : 2008 **World Cup** : 2007

Career Records

PGA TOUR (Playoff Record: 0-1)

Season	Events	Rounds	1st	2nd	3rd	Top 10	Top 25	Cuts Made	Cuts Missed	WD	FedExCup Rank	Earnings
Total:	316	989	3	3	3	31	69	191	117	9		\$15,167,517
2020	5	14					2	2	3		202	\$126,475
2019	9	26					1	5	4		215	\$107,981
2017	27	73				1	1	11	15	1	169	\$416,929
2016	26	83				2	6	15	11		114	\$991,660
2015	24	79		1	1	6	7	16	8		76	\$1,689,914
2014	24	72				1	3	16	6	2	111	\$832,673
2013	27	100	1	1		4	6	23	4		29	\$2,786,662
2012	25	70			1	3	5	13	10	2	123	\$848,347
2011	23	66					1	11	10	2	157	\$279,531
2010	27	88				3	7	16	11		98	\$872,729
2009	22	77				1	8	19	3	1	73	\$1,107,448
2008	24	83	1			5	11	19	5		33	\$2,398,751
2007	29	101	1	1	1	5	9	20	9		25	\$2,613,211
2002	24	57					2	5	18	1		\$95,206

(A) - Amateur

Top Tournaments

PGA TOUR	THE PLAYERS Championship	Masters Tournament	PGA Championship	U.S. Open	The Open Championship	WGC-HSBC Champions	WGC-Mexico	WGC-Dell Technologies Match Play	WGC-FedEx St. Jude Inv
2017 T48									
2016 T16									
2015 CUT			T37						
2014 CUT		CUT	W/D	66	CUT	T11	T54	T33	
2013 T48			T12	CUT	T58				T33
2011 CUT									
2010 T56			CUT						T46
2009 W/D		CUT	T36	CUT	T13		T61	T17	T58
2008 T21		T20	T20	T26	CUT		T30	T9	T66
2007 T44			T9	T26	T35				T30

FedExCup Playoffs

	THE NORTHERN TRUST	Dell Technologies Championship	BMW Championship	TOUR Championship
2016 CUT				
2015 CUT	T56			
2014 T61				
2013 T58	T35	T54		30
2012 CUT				
2010 CUT	CUT			
2009 T41	T54			
2008 CUT	T27		T28	
2007 T35	T41		T57	T21

Personal

- Played high school golf with PGA TOUR member Heath Slocum. TOUR member Bubba Watson later attended and played golf at Milton High School, and nearby resident Joe Durant is a close friend. Slocum's dad, Jack, served as his caddie during finals of the PGA TOUR Qualifying Tournament.
- Nicknamed after cartoon hero Yogi Bear's sidekick, "Boo Boo" Bear.
- Studied turfgrass science in college and later worked as a laborer at the Monsanto chemical plant in Pensacola, Fla.



Mike Weir

Height: 5'9" (1.75 m)
Weight: 155 (70 kg)
Age: 50 (May 12, 1970)
Birthplace: Sarnia, Ontario, Canada
Residence: Sandy, Utah
Family: Elle Marisa, Lili

Education: Brigham Young University (1993, Recreation Management)
Special Interests: Hockey, fishing, skiing
Turned Professional: 1992
City plays from: Brights Grv, ON, Canada

Exempt Status

PGA TOUR Past champion beyond 150 in 2018-19 FedExCup (thru 2020-21)

Career Victories

PGA TOUR Victories (8):

1999 (1) Air Canada Championship. **2000 (1)** World Golf Championships-American Express Championship. **2001 (1)** THE TOUR Championship. **2003 (3)** Bob Hope Chrysler Classic, Nissan Open, Masters Tournament. **2004 (1)** Nissan Open. **2007 (1)** Fry's Electronics Open.

2019-20 Season Highlights

Korn Ferry Tour

LECOM Suncoast Classic - Carded the first albatross in competition of his career at the LECOM Suncoast Classic at the par-5 sixth hole during the final round. Went on to finish T17 at 17-under 271.

National Team Selections

World Cup : 1997, 2000, 2001, 2002, 2006, 2007 **Presidents Cup** : 2000, 2003, 2005, 2007, 2009

Career Records

PGA TOUR (Playoff Record: 3 - 2)												
Season	Events	Rounds	1st	2nd	3rd	Top 10	Top 25	Cuts Made	Cuts Missed	WD	FedExCup Rank	Earnings
Total:	454	1381	8	10	8	69	140	267	176	13		\$27,977,076
2020	1	2							1			
2019	9	21						2	7		247	\$27,643
2018	6	14						1	5		259	\$5,760
2017	3	7							3			
2016	10	19							8	2		
2015	18	36					1	1	14	3	221	\$72,800
2014	25	65		1		1	1	9	15	1	139	\$854,413
2013	22	58						9	13	1	174	\$194,510
2012	14	27							14			
2011	15	34						2	11	2	259	\$23,312
2010	19	57				1	2	11	8		128	\$559,092
2009	24	84		1	1	6	12	20	4		29	\$2,379,422
2008	26	87		2		8	13	20	5	1	6	\$3,020,135
2007	23	81	1			4	9	20	3	1	87	\$1,986,053
2006	24	85			1	6	12	20	4			\$1,883,724
2005	23	66		1		2	6	14	9			\$1,363,467
2004	22	73	1	1		7	10	16	6			\$2,761,536
2003	21	75	3		4	10	16	20	1			\$4,918,910
2002	25	92					11	22	3			\$843,890
2001	23	86	1	2	1	6	13	20	3			\$2,777,936
2000	28	96	1	1		8	16	23	4	1		\$2,547,829
1999	30	101	1	1	1	7	12	20	10			\$1,491,139
1998	27	77				2	5	13	13	1		\$218,967
1997	4	8						1	3			\$7,709
1996	5	14				1	1	2	3			\$36,624
1995	1	2							1			
1994	1	2							1			
1993	2	6						1	1			\$1,940
1992	1	2							1			
1992	1 (A)	2							1			
1989	1 (A)	2							1			

(A) - Amateur

Player Statistics

Career Low Round: 61 - 2009 Frys.com Open (Round 4)

Career High FedExCup Rank: #4 : 2008 Mercedes-Benz Championship

Career High Official World Golf Rank: #3 : 2003 Greater Milwaukee Open

Career Largest Paycheck: \$1,080,000 : 2003 Masters Tournament (Finished 1)

Top Tournaments

PGA TOUR									
	THE PLAYERS Championship	Masters Tournament	PGA Championship	U.S. Open	The Open Championship	WGC-HSBC Champions	WGC-Mexico	WGC-Dell Technologies Match Play	WGC-FedEx St. Jude Inv
2019		CUT		CUT					
2018		CUT							
2017		CUT							
2016		CUT							
2015		CUT							
2014		T44							
2013		CUT		T28					
2012		CUT							
2011		CUT							
2010	CUT	T43	CUT	T80	CUT		T26	T17	T55
2009	T14	T46	CUT	T10	CUT		T35	T33	10
2008	T32	T17	T42	T18	T39		T20	T33	
2007	T37	T20	CUT	T20	T8		T50	T33	W/D
2006	T22	T11	6	T6	T56			T9	T22
2005	T17	T5	T47	T42	CUT		T18	T33	T36
2004	CUT	CUT	CUT	T4	T9			T17	T41
2003	T27	1(P)	T7	T3	T28		T28	T17	T23
2002	T19	T24	T34	CUT	T69		T15	T17	T24
2001	T44	T27	T16	T19	CUT				25
2000	CUT	T28	T30	T16	T52		1	T17	T24
1999			T10	CUT	T37		T30		

FedExCup Playoffs

	THE NORTHERN TRUST	Dell Technologies Championship	BMW Championship	TOUR Championship
2009	T31	T23	T20	T25
2008	T7	2	T67	T6
2007	T41	T30		

Personal

- During busy Presidents Cup week in Montreal in 2007, met and presented Canadian Prime Minister Stephen Harper with a personalized TaylorMade golf bag.
- Dropped the ceremonial puck before the Toronto Maple Leafs playoff game against the Philadelphia Flyers on April 14, 2003. Prior to 2003 Presidents Cup, gave teammates Team Canada hockey jerseys complete with names stitched on the back.
- At age 13, sought advice from Jack Nicklaus. In a letter, asked whether he should switch to playing right-handed. Response was to stick to natural swing.
- Three-time recipient (2000-01 and 2003) of Lionel Conacher Award, given to Canada's Male Athlete of the Year. First golfer to be so honored since 1932.
- Received the Order of Canada in 2009, Canada's highest civilian honor, and received the Order of Ontario in 2004. 2009 Canadian Golf Hall of Fame inductee.
- Mike Weir Foundation, established in 2004, is dedicated to advancing the physical, emotional and educational needs of children. Runs annual event, the Mike Weir Miracle Golf Drive for Kids, to raise money for the Children's Miracle Network. Established Mike Weir Wine in 2005, benefiting the Weir Foundation.



Richy Werenski

Height: 6'0" (1.83 m)
Weight: 165 (74 kg)
Age: 28 (December 22, 1991)
Birthplace: Springfield, Massachusetts
Residence: Jupiter, Florida
Family: Single

Education: Georgia Tech (2014, Business Management)
Special Interests: Hunting, fishing, dirt biking
Turned Professional: 2014
City plays from: West Palm Beach, FL, United States

Exempt Status

PGA TOUR Tournament winner (thru 2022-23)

Career Victories

PGA TOUR Victories (1):

2020 (1) Barracuda Championship.

Korn Ferry Tour Victories (1):

2016 (1) BMW Charity Pro-Am Presented by SYNEX Corporation.

Player Statistics

Career Low Round: 63 - 2020 3M Open (Round 1)

Career High FedExCup Rank: #3 : 2020 A Military Tribute at The Greenbrier

Career High Official World Golf Rank: #127 : 2020 World Golf Championships-FedEx St. Jude Invitational

Career Largest Paycheck: \$630,000 : 2020 Barracuda Championship (Finished 1)

2019-20 Season Highlights

Won his first career PGA TOUR title at the Barracuda Championship and qualified for the FedExCup Playoffs, advancing to the BMW Championship for the first time and ending his season at No. 39 in the FedExCup standings. Marked his third appearance in the FedExCup Playoffs in his first four seasons on TOUR. Recorded three total top-fives and made 12 cuts in 17 starts. Led the PGA TOUR in Par-3 Scoring Average (2.93).

PGA TOUR

A Military Tribute at The Greenbrier - Finished T3 and seven strokes behind champion Joaquin Niemann at A Military Tribute at The Greenbrier. Was his fourth top-three finish on the PGA TOUR and first top-10 in three starts at A Military Tribute at The Greenbrier. **3M Open** - Held at least a share of the lead after each of the first three rounds of the 3M Open before finishing T3. First-round 63 marked his second career score of 63 or better and first since 2018 The RSM Classic (63/R3). Had never previously led/co-led after any round on TOUR. **Barracuda Championship** - Earned his first victory in his 100th career PGA TOUR start at the Barracuda Championship, collecting 11 points over the final seven holes to win by one point over Troy Merritt. Became the third winner to come from behind entering the final round since the event began using the Modified Stableford scoring format. Won the event in his fourth appearance, having lost in a playoff in 2017. Qualified for the following week's PGA Championship with the win as well as the 2020 U.S. Open.

Career Records

PGA TOUR (Playoff Record: 0-1)

Season	Events	Rounds	1st	2nd	3rd	Top 10	Top 25	Cuts Made	Cuts Missed	WD	FedExCup Rank	Earnings
Total:	103	309	1	2	3	9	23	63	40			\$4,546,107
2020	17	56	1		2	3	7	12	5		39	\$1,716,407
2019	27	83			1	1	4	17	10		126	\$851,329
2018	32	92		1		2	6	17	15		110	\$1,081,283
2017	26	74		1		3	6	16	10		106	\$890,262
2015	1	4						1				\$6,825

(A) - Amateur

Top Tournaments

PGA TOUR	THE PLAYERS Championship	Masters Tournament	PGA Championship	U.S. Open	The Open Championship	WGC-HSBC Champions	WGC-Mexico	WGC-Dell Technologies Match Play	WGC-FedEx St. Jude Inv
2020			CUT						
2019	T47		CUT						
2018	T23			CUT					

FedExCup Playoffs

	THE NORTHERN TRUST	Dell Technologies Championship	BMW Championship	TOUR Championship
2020	68		T20	
2018	CUT			
2017	T49			

Personal

- Grew up next door to The Orchards GC in South Hadley, Mass.
- Attended Heritage Academy in Hilton Head Island, S.C.
- Comes from a family of avid golfers. Father, Michael, was formerly a PGA club professional. Brother, Mickey, played on the Texas A&M golf team.
- Earliest golf memory is going to Orlando, Fla., for the "Drive, Chip & Putt" national finals at ages 10 and 12.
- If not a golfer, would be an investment banker.
- Played soccer and basketball growing up.
- Keeps an Augusta National pencil in his golf bag.
- Supports The First Tee.
- Won the Golf Channel's "Big Break The Palm Beaches," which aired early in 2015.



Lee Westwood

Height: 6'0" (1.83 m)
Weight: 205 (93 kg)
Age: 47 (April 24, 1973)
Birthplace: Worksop, England
Residence: West Palm Beach, Florida
Family: Samuel, Poppy

Special Interests: Films, snooker, cars, Nottingham Forest Football Club
Turned Professional: 1993
City plays from: Worksop, United Kingdom

Exempt Status

PGA TOUR Past champion

Career Victories

PGA TOUR Victories (2):

1998 (1) Freeport-McDermott Classic. **2010 (1)** St. Jude Classic presented by Smith & Nephew.

Player Statistics

Career Low Round: 63 - 2014 World Golf Championships-Bridgestone Invitational (Round 4)

Career High FedExCup Rank: #8 : 2012 BMW Championship

Career High Official World Golf Rank: #1 : 2011 Crowne Plaza Invitational at Colonial

Career Largest Paycheck: \$1,008,000 : 2010 St. Jude Classic presented by Smith & Nephew (Finished 1)

2019-20 Season Highlights

PGA TOUR

The Honda Classic - Tied three others for fourth at The Honda Classic, his best result on the PGA TOUR in a non-major since the 2013 Wells Fargo Championship.

National Team Selections

Ryder Cup : 1997, 1999, 2002, 2004, 2006, 2008, 2010, 2012, 2014, 2016 **Royal Trophy** : 2007 **Eurasia Cup** : 2016 **Seve Trophy** : 2000, 2002, 2003, 2011

Career Records

PGA TOUR (Playoff Record: 1-0)

Season	Events	Rounds	1st	2nd	3rd	Top 10	Top 25	Cuts Made	Cuts Missed	WD	FedExCup Rank	Earnings
Total:	239	780	2	6	6	46	101	195	41	6		\$20,024,084
2020	3	10				1	2	2	1			\$280,000
2019	4	10				1	1	3	1			\$503,500
2018	2	7						2				\$37,637
2017	10	34					2	9	1			\$280,266
2016	7	22		1		1	2	6	1			\$1,026,810
2015	15	52				1	8	13	2		109	\$946,628
2014	18	56				2	6	12	6		107	\$1,223,104
2013	19	69			1	6	10	18		1	41	\$2,081,731
2012	15	54		1	1	7	9	14	1		10	\$3,016,569
2011	10	34			1	3	7	9	1			\$970,446
2010	11	38	1	2		6	8	11		1		\$3,399,954
2009	8	28			2	3	6	8				\$1,085,414
2008	10	30		1	1	2	5	7	3		106	\$1,550,880
2007	8	28				1	8				177	\$288,280
2006	14	41				2	2	9	5	1		\$630,566
2005	15	48					5	12	3			\$501,267
2004	11	34				2	4	8	3			\$526,899
2003	8	24						5	3			\$63,590
2002	9	24					3	5	4			\$94,710
2001	6	18					1	3	2	1		\$76,821
2000	10	31		1		2	6	8	1	1		\$293,303
1999	11	33				3	5	10	1			\$384,097
1998	8	29	1			3	4	7	1			\$599,586
1997	5	20				1	4	5				\$155,645
1996	1	2							1			
1995	1	4						1				\$6,380

(A) - Amateur

Top Tournaments

PGA TOUR	THE PLAYERS Championship	Masters Tournament	PGA Championship	U.S. Open	The Open Championship	WGC-HSBC Champions	WGC-Mexico	WGC-Dell Technologies Match Play	WGC-FedEx St. Jude Inv
2020							T22		
2019			CUT		T4		T33		
2018					T61			T56	
2017	T65	T18	T67	T55	T27	29	T28	T17	T47
2016		T2	85	T32	T22	T51		T38	
2015	CUT	T46	T43	T50	T49	T20	T12	T9	T17
2014	T6	7	T15	CUT	CUT	T55	T34	T33	T19
2013	T8	T8	T33	T15	T3		T25	T33	T40
2012	T61	T3	CUT	T10	T45	T6	T29	4	T0
2011		T11	T8	T3	CUT	T13	T18	T17	T9
2010	T4	2		T16	2	2	T30	T17	W/D
2009		43	T3	T23	T3	T8	T61	T17	9
2008	CUT	T11	CUT	3	T67		T34	T17	T2
2007		T30	T32	T36	T35			T33	T22
2006	T38	CUT	T29		T31		T32	T33	W/D
2005	T22	CUT	T17	T33	CUT		T51	T17	T24
2004			CUT	T36	4		T13	T33	T9
2003			CUT		CUT		T35		T46
2002	CUT	44	CUT		CUT			T17	T15
2001	CUT		T44	CUT	T47				W/D
2000	T48	CUT	T15	T5	T64		2	T17	T20
1999	T6	T6	T16	CUT	T18		T4	T33	T33
1998	T5	44	CUT	T7	T64				
1997		T24	T29	T19	T10				
1996					CUT				
1995					T96				

FedExCup Playoffs

THE NORTHERN TRUST	Dell Technologies Championship	BMW Championship	TOUR Championship
2015	T58		
2014	T57		
2013	T25	T27	67
2012	T5	T13	T2

Personal

- Took up the game at age 13 with a half set of clubs bought by his grandparents. Math teacher father, John, took up game at same time to give his son encouragement.
- Played rugby, cricket and soccer during his school days.
- Big supporter of Nottingham Forest Football Club.
- Was presented with honorary Doctor of Science degree from Nottingham Trent University in November 2007.



Vincent Whaley

Height: 6'2" (1.88 m)
Weight: 185 (84 kg)
Age: 25 (March 14, 1995)
Birthplace: Lexington, Kentucky
Residence: Atlanta, Georgia

Education: Georgia Tech 2017, Business Finance
Turned Professional: 2017
City plays from: Alpharetta, GA, United States

Exempt Status

PGA TOUR Top 50 from 2019 Korn Ferry Tour (thru 2020-21)

Career Victories

None.

Player Statistics

Career Low Round: 65 - 2020 Puerto Rico Open (Round 4)

Career High FedExCup Rank: #76 : 2020 Sanderson Farms Championship

Career High Official World Golf Rank: #408 : 2020 TOUR Championship

Career Largest Paycheck: \$75,750 : 2020 Puerto Rico Open (Finished 9)

Career Records

PGA TOUR (Playoff Record: 0 - 0)

Season	Events	Rounds	1st	2nd	3rd	Top 10	Top 25	Cuts Made	Cuts Missed	WD	FedExCup Rank	Earnings
Total:	15	38				1	1	6	8	1		\$207,571
2020	15	38				1	1	6	8	1	183	\$207,571

(A) - Amateur

Personal

- Born in Lexington, Kentucky but moved to West Palm Beach, Florida at age 4. Then moved to McKinney, Texas where he grew up. Played the Texas golf circuit alongside Jordan Spieth and childhood friend Scottie Scheffler.
- Neither of his parents play golf. He was introduced to the game when his parents sent him to a golf camp during the summer.
- Has always been interested in the stock market and financial management.
- Despite being short in high school, loved playing basketball. Never played on a high school team, but considered basketball his true love.



Tim Wilkinson

Height: 5'8" (1.73 m)
Weight: 155 (70 kg)
Age: 42 (July 26, 1978)
Birthplace: Palmerston North, New Zealand
Residence: Jacksonville Beach, Florida
Family: Wife: Mandy; Jemma

Education: St. Peter's College
Special Interests: Fitness, movies, sports
Turned Professional: 2003
City plays from: Palmerston North, New Zealand

Exempt Status

PGA TOUR Top 50 from 2019 Korn Ferry Tour (thru 2020-21)

Career Victories

None.

Player Statistics

Career Low Round: 62 - 2008 Sony Open in Hawaii (Round 3)

Career High FedExCup Rank: #45 : 2008 Zurich Classic of New Orleans

Career High Official World Golf Rank: #237 : 2009 Mercedes-Benz Championship

Career Largest Paycheck: \$421,600 : 2008 Zurich Classic of New Orleans (Finished 3)

2019-20 Season Highlights

Collected three top-25s in 16 starts and finished the season No. 149 in the FedExCup standings. Made nine cuts, with his best finish coming at the Puerto Rico Open (T20).

National Team Selections

World Cup : 2013

Career Records

PGA TOUR (Playoff Record: 0 - 0)												
Season	Events	Rounds	1st	2nd	3rd	Top 10	Top 25	Cuts Made	Cuts Missed	WD	FedExCup Rank	Earnings
Total:	178	521		1	1	8	28	93	80	4		\$4,141,278
2020	16	46					3	9	7		149	\$307,772
2019	1	4						1				\$8,624
2018	3	10						2	1			\$43,927
2017	22	58					5	11	10	1	156	\$411,459
2016	22	68				1	4	14	8		132	\$708,623
2015	28	71					1	8	19		184	\$171,654
2014	25	82				3	6	18	7		119	\$824,179
2011	1	2							1			
2010	15	35					2	5	7	3	187	\$160,706
2009	14	42				1	2	6	8		175	\$297,008
2008	29	95		1	1	3	5	17	12		130	\$1,167,607
2004	1	4						1				\$29,820
2003	1	4						1				\$9,900

(A) - Amateur

Top Tournaments

PGA TOUR									
THE PLAYERS Championship	Masters Tournament	PGA Championship	U.S. Open	The Open Championship	WGC-HSBC Champions	WGC-Mexico	WGC-Dell Technologies Match Play	WGC-FedEx St. Jude Inv	
2018			148						
2016			T61						
2015	CUT								
2009	CUT								
2008	CUT								

FedExCup Playoffs

THE NORTHERN TRUST	Dell Technologies Championship	BMW Championship	TOUR Championship
2014 T71			
2008 CUT			

Personal

- Favorite course to play is St. Andrews.
- Learned the game by hitting a 6-iron around the playground at his old school. First broke par at age 15.
- Says his superstitions are "Whatever worked the day before." Favorite TV show is "South Park" and "Once Were Warriors" is his favorite movie. Dave Chappelle is his favorite entertainer. Enjoys watching track and field. New York, London and Washington, D.C., are his favorite cities to visit and Coromandel, New Zealand is his favorite vacation spot.
- Aspirations include getting into business one day and giving back to junior golf.
- Wilkinson is naturally right-handed, but plays golf left-handed.



Danny Willett (WILL-ut)

Height: 5'11" (1.8 m)
Weight: 170 (77 kg)
Age: 32 (October 03, 1987)
Birthplace: Sheffield, England
Residence: Sheffield, England
Family: Wife, Nicole; Zachariah James, Noah James

Special Interests: Football, music, pool
Turned Professional: 2008
City plays from: Sheffield, England

Exempt Status

PGA TOUR Winner, Masters Tournament (thru 2021-22)

Career Victories

PGA TOUR Victories (1):

2016 (1) Masters Tournament.

Player Statistics

Career Low Round: 62 - 2016 World Golf Championships-HSBC Champions (Round 4)

Career High FedExCup Rank: #26 : 2016 Masters Tournament

Career High Official World Golf Rank: #9 : 2017 CIMB Classic

Career Largest Paycheck: \$1,800,000 : 2016 Masters Tournament (Finished 1)

2019-20 Season Highlights

Recorded one top-10, a T4 at the Rocket Mortgage Classic, and finished the season No. 146 in the FedExCup standings. Made seven cuts in 13 starts.

National Team Selections

Olympic Games : 2016 **Ryder Cup** : 2016 **World Cup** : 2013 **Eurasia Cup** : 2016 **Walker Cup** : 2007

Career Records

PGA TOUR (Playoff Record: 0-0)												
Season	Events	Rounds	1st	2nd	3rd	Top 10	Top 25	Cuts Made	Cuts Missed	WD	FedExCup Rank	Earnings
Total:	76	228	1		3	8	18	45	28	3		\$4,772,178
2020	13	40				1	2	7	6		146	\$621,028
2019	19	63				2	6	12	7		85	\$1,286,737
2018	6	13					1	1	4	1		\$84,000
2017	11	26						5	4	2	224	\$217,975
2016	9	30	1		2	3	4	8	1		93	\$1,938,132
2015	10	30			1	2	4	7	3			\$408,435
2014	3	10						2	1			\$92,828
2013	2	8					1	2				\$123,043
2012	1	4						1				
2011	1	2							1			
2010	1	2							1			

(A) - Amateur

Top Tournaments

PGA TOUR									
	THE PLAYERS Championship	Masters Tournament	PGA Championship	U.S. Open	The Open Championship	WGC-HSBC Champions	WGC-Mexico	WGC-Dell Technologies Match Play	WGC-FedEx St. Jude Inv
2020	CNL		CUT			T73	T42		T69
2019	CUT	CUT	T41	T12	T6		T27		T48
2018	CUT	CUT	CUT	CUT	T24				
2017	W/D	CUT	CUT	W/D	T6	75	69	T39	76
2016	CUT	1	T79	T37	T53	T3	T3	T28	
2015	CUT	T38	T54	CUT	T6		T12	3	T17
2014			T30	T45	CUT				
2013			T40		T15				
2012						T62			T50
2011					CUT				
2010			CUT			T67			

FedExCup Playoffs

THE NORTHERN TRUST Dell Technologies Championship BMW Championship TOUR Championship

2019 T24

Personal

- Son of a Church of England vicar (father) and math teacher (mother).
- Used to practice golf in a sheep pasture.
- Played two seasons at Jacksonville State University.
- Supports the Premier League club Liverpool.
- Won the 2016 Masters days after wife Nicole gave birth to the couple's first child, Zachariah.



Aaron Wise

Height: 6'1" (1.85 m)
Weight: 182 (82 kg)
Age: 24 (June 21, 1996)
Birthplace: Cape Town, South Africa
Residence: Las Vegas, Nevada
Family: Single

Education: University of Oregon
City plays from: Corona, CA, United States

Exempt Status

PGA TOUR Tournament winner (thru 2020-21)

Career Victories

PGA TOUR Victories (1):

2018 (1) AT&T Byron Nelson.

Korn Ferry Tour Victories (1):

2017 (1) Air Capital Classic Supporting Wichita's Youth.

Mackenzie Tour-PGA TOUR Canada Victories (1):

2016 (1) Syncrude Oil Country Championship presented by AECOM.

2019-20 Season Highlights

Collected two top-10s in 18 starts and finished the season No. 150 in the FedExCup standings, missing the FedExCup Playoffs for the first time in his career (third season). Made six cuts, with his best result coming at the Bermuda Championship (T3).

PGA TOUR

Bermuda Championship - With a T3 at the Bermuda Championship, earned his best result since winning the 2018 AT&T Byron Nelson. Carded multiple scores of 65 or better for the fourth time in his career (65/R2, 65/R4).

Career Records

PGA TOUR (Playoff Record: 0 - 0)												
Season	Events	Rounds	1st	2nd	3rd	Top 10	Top 25	Cuts Made	Cuts Missed	WD	FedExCup Rank	Earnings
Total:	76	228	1	1	1	8	19	42	34			\$5,173,973
2020	18	45			1	2	2	6	12		150	\$355,972
2019	21	69				1	5	15	6		114	\$1,052,507
2018	29	88	1	1		4	10	16	13		24	\$3,486,407
2017	6	20				1	1	4	2			\$209,488
2016	2	6					1	1	1			\$69,600

(A) - Amateur

Top Tournaments

PGA TOUR									
	THE PLAYERS Championship	Masters Tournament	PGA Championship	U.S. Open	The Open Championship	WGC-HSBC Champions	WGC-Mexico	WGC-Dell Technologies Match Play	WGC-FedEx St. Jude Inv
2020	CN1								
2019	CUT	17	T41	T35	T41		T19	T40	
2018			CUT	CUT					T6
2016				CUT					

FedExCup Playoffs

	THE NORTHERN TRUST	Dell Technologies Championship	BMW Championship	TOUR Championship
2019	T43			
2018	T5	T69	T16	T15

Personal

- Was born in Cape Town, South Africa but moved to the United States at age 3.
- Loves going fast with favorite activities including go-karting and roller coasters.
- Favorite players to watch growing up were Ernie Els, Retief Goosen and Tiger Woods.



Matthew Wolff

Height: 6'0" (1.83 m)
Weight: (kg)
Age: 21 (April 14, 1999)
Birthplace: Agoura Hills, California
Residence: Jupiter, Florida

Education: Oklahoma State University
Special Interests: .
Turned Professional: 2019
City plays from: Agoura Hills, CA, United States

Exempt Status

PGA TOUR Tournament winner (thru 2021-22)

Career Victories

PGA TOUR Victories (1):

2019 (1) 3M Open.

Player Statistics

Career Low Round: 62 - 2019 3M Open (Round 3)

Career High FedExCup Rank: #33 : 2020 THE NORTHERN TRUST

Career High Official World Golf Rank: #35 : 2020 BMW Championship

Career Largest Paycheck: \$1,152,000 : 2019 3M Open (Finished 1)

2019-20 Season Highlights

Qualified for the FedExCup Playoffs for the second consecutive season, advancing to the BMW Championship and finishing the season No. 35 in the FedExCup standings. Recorded two top-10s, highlighted by a solo-second at the Rocket Mortgage Classic, and made the cut in 16 of 21 starts.

PGA TOUR

Rocket Mortgage Classic - Finished solo-second at the Rocket Mortgage Classic, his best result since winning the 2019 3M Open. Held a three-stroke 54-hole lead, the second 54-hole lead/co-lead of his career (first: 2019 3M Open). With 25 birdies and eagles combined through 54 holes, became the first player of the season to record 25 or more Par Breakers through 54 holes at any tournament. Made six consecutive birdies in the second round, his second career Birdie Streak of six or more (first: 6/2019 3M Open). **PGA Championship** - In his first career major championship appearance, shot a final-round 65 to finish T4 at the PGA Championship. Led the field in Greens in Regulation Percentage (77.78%). As one of the top three players, not otherwise exempt, in the top 10 and ties, earned a 2020 U.S. Open exemption.

National Team Selections

Arnold Palmer Cup : 2018

Career Records

PGA TOUR (Playoff Record: 0 - 0)

Season	Events	Rounds	1st	2nd	3rd	Top 10	Top 25	Cuts Made	Cuts Missed	WD	FedExCup Rank	Earnings
Total:	29	103	1	1		3	12	23	6			\$3,614,781
2020	21	74		1		2	9	16	5		35	\$2,224,348
2019	7	25	1			1	3	6	1		74	\$1,390,433
2019	1 (A)	4						1				

(A) - Amateur

Top Tournaments

PGA TOUR	THE PLAYERS Championship	Masters Tournament	PGA Championship	U.S. Open	The Open Championship	WGC-HSBC Champions	WGC-Mexico	WGC-Dell Technologies Match Play	WGC-FedEx St. Jude Inv
2020 C/NL			T4						T49
2019									T24

FedExCup Playoffs

	THE NORTHERN TRUST	Dell Technologies Championship	BMW Championship	TOUR Championship
2020	T44		T16	
2019	T71			

Personal

- Son of Shari and Bill and has one brother, Eli.
- Attended Westlake High School in Thousand Oaks, California.
- Studied business at Oklahoma State.



Gary Woodland

Height: 6'1" (1.85 m)
Weight: 195 (88 kg)
Age: 36 (May 21, 1984)
Birthplace: Topeka, Kansas
Residence: Delray Beach, Florida
Family: Wife, Gabby; Jaxson Lynn, Maddox Jean, Lennox Lee

Education: University of Kansas (2007, Sociology)
Special Interests: Basketball, working out, ping-pong
Turned Professional: 2007
City plays from: Topeka, KS, United States

Exempt Status

PGA TOUR Winner, U.S. Open (thru 2024-25)

Career Victories

PGA TOUR Victories (4):

2011 (1) Transitions Championship. **2013 (1)** Reno-Tahoe Open. **2018 (1)** Waste Management Phoenix Open. **2019 (1)** U.S. Open.

2019-20 Season Highlights

Qualified for the FedExCup Playoffs and advanced to the BMW Championship for the eighth consecutive season (ninth total), finishing the season No. 43 in the FedExCup standings. Recorded six top-10s, highlighted by a T3 at THE CJ CUP @ NINE BRIDGES, and made the cut in 14 of 17 starts. Failed to record at least one top-two finish for the first time since 2012. Represented the United States at the Presidents Cup, making his debut at the event.

PGA TOUR

THE CJ CUP @ NINE BRIDGES - Earned his second consecutive top-three finish at THE CJ CUP @ NINE BRIDGES, tying Hideki Matsuyama and Cameron Smith for third. Was tied for 33rd after two rounds before recording scores of 65-66 in the third and final rounds. **ZOZO CHAMPIONSHIP** - Held a share of the 18-hole lead at the inaugural ZOZO CHAMPIONSHIP before finishing fifth, his second consecutive top-five on the PGA TOUR. Opening 64 was the fourth sub-65 first-round score of his career and first since the 2018 PGA Championship. Fell to 0-for-4 in his career in converting the 18-hole lead/co-lead to victory.

National Team Selections

Presidents Cup : 2019 **World Cup** : 2011

Career Records

PGA TOUR (Playoff Record: 1 - 2)

Season	Events	Rounds	1st	2nd	3rd	Top 10	Top 25	Cuts Made	Cuts Missed	WD	FedExCup Rank	Earnings
Total:	268	910	4	10	2	44	101	208	59	4		\$27,880,556
2020	17	62			1	6	8	14	3		43	\$2,195,131
2019	24	84	1	2		8	11	21	3	1	15	\$5,690,965
2018	27	91	1			3	11	21	6		26	\$3,108,907
2017	26	89		2		5	9	22	4	1	28	\$2,980,225
2016	26	91		1		4	14	22	4		20	\$2,392,044
2015	24	74		2	1	4	8	15	9		41	\$2,605,083
2014	25	92		1		5	13	23	2		22	\$2,734,153
2013	26	90	1	1		2	8	22	3	1	23	\$1,915,732
2012	22	69				1	3	16	6	1	134	\$592,879
2011	25	93	1	1		6	15	21	4		17	\$3,448,591
2010	8	22					1	3	5		192	\$95,815
2009	18	53						8	10		207	\$121,031

(A) - Amateur

Top Tournaments

PGA TOUR	THE PLAYERS Championship	Masters Tournament	PGA Championship	U.S. Open	The Open Championship	WGC-HSBC Champions	WGC-Mexico	WGC-Dell Technologies Match Play	WGC-FedEx St. Jude Inv
2020	CN1		T58				T12		T57
2019	T30	T32	T8	1	CUT		T17	T17	T55
2018	CUT	CUT	T6		T36	T67	T50	T29	T17
2017	T75	CUT	T22		T70		T38	39	T63
2016	T28		CUT		T12	T23			
2015	CUT	CUT		CUT	T58	T56	T23	2	T57
2014	T11	T26	CUT		T39		T16	T33	T19
2013			T4						
2012	CUT	W/D	T42		CUT	T34	T29	T33	
2011	CUT	T24	T12		T23	T30			T45
2010					CUT				
2009					T47				

FedExCup Playoffs

	THE NORTHERN TRUST	Dell Technologies Championship	BMW Championship	TOUR Championship
2020	CUT		T33	
2019	T52		T31	15
2018	T48	T24	T12	T11
2017	CUT	T18	T27	19
2016	T4	T15	T24	T10
2015	CUT	T12	T60	
2014	T13	T29	T23	T9
2013	T2	T41	T18	T22
2011	T13	T25	T16	T13

Personal

- Named all-state in basketball in high school, where his school won two state titles.
- Doesn't eat anything that comes out of the sea.
- Favorite college team is the Kansas Jayhawks and favorite professional team is the Kansas City Chiefs.
- Marks his ball with a 1984 half-dollar coin given to him by his mother. The year 1984 signifies the year he was born.
- Owens two ping-pong tables, having started to play regularly when he had left shoulder surgery during his rookie season in 2009. Ping-pong was one activity he could participate in with his left arm in a sling.
- Supports junior golf through his namesake American Junior Golf Association event, the Gary Woodland Championship in his collegiate hometown, Lawrence, Kansas.



Tiger Woods

FedExCup Champion: 2007, 2009

Height: 6'1" (1.85 m)

Weight: 185 (84 kg)

Age: 44 (December 30, 1975)

Birthplace: Cypress, California

Residence: Jupiter, Florida

Family: Sam Alexis, Charlie Axel

Education: Stanford University

Special Interests: Basketball, diving, all sports

Turned Professional: 1996

City plays from: Jupiter, FL, United States

Exempt Status

PGA TOUR Winner, Masters Tournament (thru 2025-26)

Career Victories

PGA TOUR Victories (82):

1996 (2) Las Vegas Invitational, Walt Disney World/Oldsmobile Classic. **1997 (4)** Mercedes Championships, Masters Tournament, GTE Byron Nelson Golf Classic, Motorola Western Open. **1998 (1)** BellSouth Classic. **1999 (8)** Buick Invitational, Memorial Tournament, Motorola Western Open, PGA Championship, World Golf Championships-NEC Invitational, National Car Rental Golf Classic/Disney, THE TOUR Championship, World Golf Championships-American Express Championship. **2000 (9)** Mercedes Championships, AT&T Pebble Beach National Pro-Am, Bay Hill Invitational, Memorial Tournament, U.S. Open Championship, The Open Championship, PGA Championship, World Golf Championships-NEC Invitational, Bell Canadian Open. **2001 (5)** Bay Hill Invitational, THE PLAYERS Championship, Masters Tournament, Memorial Tournament, World Golf Championships-NEC Invitational. **2002 (5)** Bay Hill Invitational presented by Cooper Tires, Masters Tournament, U.S. Open Championship, Buick Open, World Golf Championships-American Express Championship. **2003 (5)** Buick Invitational, World Golf Championships-Accenture Match Play Championship, Bay Hill Invitational presented by Cooper Tires, 100th Western Open presented by Golf Digest, World Golf Championships-American Express Championship. **2004 (1)** World Golf Championships-Accenture Match Play Championship. **2005 (6)** Buick Invitational, Ford Championship at Doral, Masters Tournament, The Open Championship, World Golf Championships-NEC Invitational, World Golf Championships-American Express Championship. **2006 (8)** Buick Invitational, Ford Championship at Doral, The Open Championship, Buick Open, PGA Championship, World Golf Championships-Bridgestone Invitational, Deutsche Bank Championship, World Golf Championships-American Express Championship. **2007 (7)** Buick Invitational, World Golf Championships-CA Championship, Wachovia Championship, World Golf Championships-Bridgestone Invitational, PGA Championship, BMW Championship, THE TOUR Championship presented by Coca-Cola. **2008 (4)** Buick Invitational, World Golf Championships-Accenture Match Play Championship, Arnold Palmer Invitational presented by MasterCard, U.S. Open Championship. **2009 (6)** Arnold Palmer Invitational presented by MasterCard, the Memorial Tournament, AT&T National, Buick Open, World Golf Championships-Bridgestone Invitational, BMW Championship. **2012 (3)** Arnold Palmer Invitational presented by MasterCard, the Memorial Tournament presented by Nationwide Insurance, AT&T National. **2013 (5)** Farmers Insurance Open, World Golf Championships-Cadillac Championship, Arnold Palmer Invitational presented by MasterCard, THE PLAYERS Championship, World Golf Championships-Bridgestone Invitational. **2018 (1)** TOUR Championship. **2019 (1)** Masters Tournament. **2020 (1)** ZOZO CHAMPIONSHIP.

2019-20 Season Highlights

Earned his 82nd PGA TOUR victory at the inaugural ZOZO CHAMPIONSHIP, tying Sam Snead for most wins in PGA TOUR history. Made his ninth appearance in the FedExCup Playoffs and advanced to the BMW Championship for the third consecutive season, ending at No. 63 in the FedExCup standings. Made the cut in all seven of his starts, marking the 11th season in his professional career without a missed cut. After selecting himself as a captain's pick for the Presidents Cup, became the second playing captain in the event's history, following Hale Irwin in 1994. Went undefeated (3-0-0) and became the first player in Presidents Cup history with 27 victories.

PGA TOUR

ZOZO CHAMPIONSHIP - Won his 82nd PGA TOUR title at The ZOZO CHAMPIONSHIP, tying Sam Snead for the most wins in PGA TOUR history. Improved to 44-for-46 (95.6%) in his career with the outright 54-hole lead and 25-for-25 when leading by three shots or more after 54 holes. Marked his 14th career victory when leading/co-leading after each round. Played the par-3s in 9-under (field-best), reaching that mark for the first time in his career. Became the first player in the ShotLink era (since 2003) to bogey each of the first three holes of a tournament and go on to win. Opened with three rounds of 66 or better for the fourth time in his career (won all four). **Farmers Insurance Open** - Finished T9 at the Farmers Insurance Open in his first attempt at a record-breaking 83rd PGA TOUR win. Recorded his 13th top-10 in 19 starts at the event and best result since winning in 2013.

National Team Selections

Presidents Cup : 1998, 2000, 2003, 2005, 2007, 2009, 2011, 2013, 2019 **Presidents Cup Captain** : 2019 **Ryder Cup** : 1997, 1999, 2002, 2004, 2006, 2010, 2012, 2018 **World Cup** : 1999, 2000, 2001 **World Amateur Team Championship** : 1994 **Walker Cup** : 1995 **Dunhill Cup** : 1998

Player Statistics

Career Low Round: 61 - 2013 World Golf Championships-Bridgestone Invitational (Round 2)

Career High FedExCup Rank: #1 : 2013 BMW Championship

Career High Official World Golf Rank: #1 : 2014 THE PLAYERS Championship

Career Largest Paycheck: \$2,070,000 : 2019 Masters Tournament (Finished 1)

Career Records

PGA TOUR (Playoff Record: 11 - 1)												
Season	Events	Rounds	1st	2nd	3rd	Top 10	Top 25	Cuts Made	Cuts Missed	WD	FedExCup Rank	Earnings
Total:	365	1312	82	31	19	199	270	332	28	10		\$120,787,506
2020	7	28	1			2	2	7			63	\$2,083,038
2019	12	37	1			4	7	9	2	1	42	\$3,199,615
2018	18	68	1	2		7	12	16	2		2	\$5,443,841
2017	1	2							1			
2015	11	32				1	3	6	4	1	178	\$448,598
2014	7	21					1	5	2	2	218	\$108,275
2013	16	60	5	1		8	10	16			2	\$8,553,439
2012	19	67	3	1	2	9	13	17	2	1	3	\$6,133,158
2011	9	26				2	3	7	1	1	132	\$660,238
2010	12	45				2	7	11	1	1	42	\$1,294,765
2009	17	62	6	3		14	16	16	1		1	\$10,508,163
2008	6	20	4	1		6	6	6			70	\$5,775,000
2007	16	60	7	3		12	15	16			1	\$10,867,052
2006	15	52	8	1	1	11	13	14	1	1		\$9,941,563
2005	21	74	6	4	2	13	17	19	2			\$10,628,024
2004	19	72	1	3	3	14	18	19				\$5,365,472
2003	18	68	5	2		12	16	18				\$6,673,413
2002	18	68	5	2	2	13	16	18				\$6,912,625
2001	19	76	5		1	9	18	19				\$5,687,777
2000	20	76	9	4	1	17	20	20				\$9,188,321
1999	21	75	8	1	2	16	18	21				\$6,616,585
1998	20	73	1	2	2	13	17	19		1		\$1,841,117
1997	21	81	4	1	1	9	14	20	1			\$2,066,833
1996	8	31	2		2	5	7	8				\$790,594
1996	3(A)	10					1	2	1			
1995	4(A)	14						3		1		
1994	3(A)	6							3			
1993	3(A)	6							3			
1992	1(A)	2							1			

(A) - Amateur

Top Tournaments

PGA TOUR	THE PLAYERS Championship	Masters Tournament	PGA Championship	U.S. Open	The Open Championship	WGC-HSBC Champions	WGC-Mexico	WGC-Dell Technologies Match Play	WGC-FedEx St. Jude Inv
2020			T37						
2019	T30	1	CUT	T21	CUT		T10	T5	
2018	T11	T32	2	CUT	T6				T31
2015	T69	T17	CUT	CUT	CUT				
2014			CUT		69		T25		W/D
2013	1	T4	T40	T32	T6		1	T33	1
2012	T40	T40	T11	T21	T3		W/D	T17	T8
2011	W/D	T4	CUT				T10	T33	T37
2010	W/D	T4	T28	T4	T23	T6			T78
2009	8	T6	2	T6	CUT	T6	T9	T17	1
2008		2		1(P)			5	1	DNS
2007	T37	T2	1	T2	T12		1	T9	1
2006	T22	T3	1	CUT	1		1	T9	1(P)
2005	T53	1(P)	T4	2	1		1(P)	T17	1
2004	T16	T22	T24	T17	T9		9	1	T2
2003	T11	T15	T39	T20	T4		1	1	T4
2002	T14	1	2	1	T28		1	T33	4
2001	1	1	T29	T12	T25				1(P)
2000	2	5	1(P)	1	1		T5	2	1
1999	T10	T18	1	T3	T7		1(P)	T5	1
1998	T35	T8	T10	T18	3				
1997	T31	1	T29	T19	T24				
1996		CUT		T82	T22				
1995		T41		W/D	T68				

FedExCup Playoffs

THE NORTHERN TRUST	Dell Technologies Championship	BMW Championship	TOUR Championship
2020	T58	T51	
2019	W/D	T37	
2018	T40	T6	1
2013	T2	T11	T22
2012	T38	T4	T8
2010	T12	T15	
2009	T2	1	2
2008		DNS	
2007	T2	1	1

Personal

- Since 1996, the Tiger Woods Foundation has reached more than 10 million young people by delivering unique experiences and innovative educational opportunities for youth worldwide. For scholars grades 5-12, the Tiger Woods Learning Centers provide hands-on experiences in science, technology, engineering and math, coupled with college-preparation workshops to create an environment focused on college and careers. Since opening its flagship Learning Center in Anaheim, Calif., the Foundation has established campuses in Washington, D.C., Pennsylvania and Florida. Once kids are ready for college, the Foundation offers the Earl Woods Scholarship Program, a network providing college scholarships, mentors, internships and workshops.
- In October 2016, launched the rebranding of Woods' charitable event company as TGR Live, which unites Wood's entrepreneurial and philanthropic endeavors off the course under a single parent brand.
- Bluejack National outside Houston, the first Tiger Woods Design in the United States, opened in 2016. Other Tiger Woods Design projects include courses in Mexico, Dubai and China.
- Nicknamed "Tiger" after a Vietnamese soldier who was a friend of his father's in Vietnam.



Xinjun Zhang (SHIN JUNE JONG)

Height: 6'1" (1.85 m)
Weight: 165 (75 kg)
Age: 33 (June 10, 1987)
Birthplace: Shanxi, China
Residence: Guangdong, China
Family: Wife, Jessica; Vanessa, Lucas

Turned Professional: 2010
City plays from: Shanxi, China

Exempt Status

PGA TOUR Top 125 in 2019-20 FedExCup standings (thru 2020-21)

Career Victories

Korn Ferry Tour Victories (2):

2019 (2) Dormie Network Classic at Briggs Ranch, Lincoln Land Championship presented by LRS.

PGA Tour China Series Victories (2):

2014 (1) Beijing Open. **2015 (1)** Chongqing Open.

2019-20 Season Highlights

Qualified for the FedExCup Playoffs for the first time in his career, finishing the season No. 78 in the FedExCup standings. Recorded three top-10s, highlighted by a T4 at the Houston Open, after entering the season with one top-10 in his career. Made the cut in 13 of 25 starts.

PGA TOUR

Safeway Open - Carded four sub-par rounds for a T7 at the Safeway Open. Made 22 birdies, tied for most in the field with Corey Connors and Adam Hadwin. **Houston Open** - Despite a second-round 76, finished T4 at the Houston Open at 11-under 277. Made birdie or better on 12 of 40 par-4s (30%), best in the field.

Career Records

PGA TOUR (Playoff Record: 0 - 0)

Season	Events	Rounds	1st	2nd	3rd	Top 10	Top 25	Cuts Made	Cuts Missed	WD	FedExCup Rank	Earnings
Total:	56	164				4	11	28	28			\$1,652,753
2020	25	77				3	7	13	12		78	\$1,232,376
2019	1	4						1				
2018	28	75				1	3	12	16		167	\$420,377
2017	1	4					1	1				
2016	1	4						1				

(A) - Amateur

Top Tournaments

PGA TOUR	THE PLAYERS Championship	Masters Tournament	PGA Championship	U.S. Open	The Open Championship	WGC-HSBC Champions	WGC-Mexico	WGC-Dell Technologies Match Play	WGC-FedEx St. Jude Inv
2020			CUT			T38			
2019						T50			
2018						T44			
2017						T21			
2016						T46			
2012						T56			
2011						T13			

FedExCup Playoffs

THE NORTHERN TRUST	Dell Technologies Championship	BMW Championship	TOUR Championship
2020 CUT			

Personal

- Grew up in a poor countryside where he had to climb a mountain in order to go to school. Later found a security guard job on a golf course in the city of Xi'an, where he then worked as a caddie. In order to improve, he decided to learn golf and fell in lo

SECTION 3

TOURNAMENTS



THE 2020-21



MEDIA GUIDE

2020-21 PGA TOUR Season

Date	Tournament	Course(s)	FedExCup Pts (1st)	TV	Defending Champion
September 10-13, 2020	Safeway Open	Silverado Resort and Spa North Napa, California 7166 Yards / Par 72	500	GOLF	Cameron Champ
September 17-20, 2020	U.S. Open	Winged Foot Golf Club Mamaroneck, New York 7469 Yards / Par 70	600	GOLF / NBC	Gary Woodland
September 24-27, 2020	Corales Puntacana Resort & Club Championship	Corales Golf Course Punta Cana, Dominican Republic 7666 Yards / Par 72	500	GOLF / NBC	Graeme McDowell
October 1-4, 2020	Sanderson Farms Championship	Country Club of Jackson Jackson, Mississippi 7461 Yards / Par 72	500	GOLF	Sebastián Muñoz
October 8-11, 2020	Shriners Hospitals for Children Open	TPC Summerlin Las Vegas, Nevada 7255 Yards / Par 71	500	GOLF	Kevin Na
October 15-18, 2020	THE CJ CUP @ SHADOW CREEK	Shadow Creek Golf Course Las Vegas, Nevada 7361 Yards / Par 72	500	GOLF	Justin Thomas
October 22-25, 2020	ZOZO CHAMPIONSHIP @ SHERWOOD	Sherwood Country Club Thousand Oaks, California 7006 Yards / Par 72	500	GOLF	Tiger Woods
October 29-November 1, 2020	Bermuda Championship	Port Royal Golf Course Southampton, Bermuda 6828 Yards / Par 71	500	GOLF	Brendon Todd
November 5-8, 2020	Houston Open	Memorial Park Golf Course Houston, Texas 7021 Yards / Par 72	500	GOLF	Lanto Griffin
November 12-15, 2020	Masters Tournament	Augusta National Golf Club Augusta, Georgia 7475 Yards / Par 72	600	ESPN / CBS	Tiger Woods
November 19-22, 2020	The RSM Classic	Sea Island Resort (Seaside) Sea Island, Georgia 7005 Yards / Par 70 Sea Island Resort (Plantation) Sea Island, Georgia 7060 Yards / Par 72	500	GOLF	Tyler Duncan
December 3-6, 2020	Mayakoba Golf Classic	El Camaleon Golf Club Playa del Carmen, Mexico 7017 Yards / Par 71	500	GOLF	Brendon Todd
January 7-10, 2021	Sentry Tournament of Champions	Plantation Course at Kapalua Kapalua, Maui, Hawaii 7596 Yards / Par 73	500	GOLF / NBC	Justin Thomas
January 14-17, 2021	Sony Open in Hawaii	Waialae Country Club Honolulu, Hawaii 7044 Yards / Par 70	500	GOLF	Cameron Smith
January 21-24, 2021	The American Express	PGA WEST (Stadium) La Quinta, California 7113 Yards / Par 72 Nicklaus Tournament Course La Quinta, California 7159 Yards / Par 72 La Quinta Country Club La Quinta, California 7060 Yards / Par 72	500	GOLF	Andrew Landry
January 28-31, 2021	Farmers Insurance Open	Torrey Pines (South) San Diego, California 7765 Yards / Par 72 Torrey Pines (North) San Diego, California 7258 Yards / Par 72	500	GOLF / CBS	Marc Leishman
February 4-7, 2021	Waste Management Phoenix Open	TPC Scottsdale Scottsdale, Arizona 7261 Yards / Par 71	500	GOLF / NBC	Webb Simpson
February 11-14, 2021	AT&T Pebble Beach Pro-Am	Pebble Beach Golf Links Pebble Beach, California 6816 Yards / Par 72 Spyglass Hill Golf Course Pebble Beach, California 7035 Yards / Par 72 Monterey Peninsula CC Pebble Beach, California 6958 Yards / Par 71	500	GOLF / CBS	Nick Taylor
February 18-21, 2021	The Genesis Invitational	The Riviera Country Club Pacific Palisades, California 7322 Yards / Par 71	550	GOLF / CBS	Adam Scott
February 25-28, 2021	World Golf Championships-Mexico Championship	Club de Golf Chapultepec Mexico City, Mexico 7355 Yards / Par 71	550	GOLF / NBC	Patrick Reed
February 25-28, 2021	Puerto Rico Open	Grand Reserve Country Club Rio Grande, Puerto Rico 7506 Yards / Par 72	300	GOLF	Viktor Hovland
March 4-7, 2021	Arnold Palmer Invitational presented by Mastercard	Bay Hill Club & Lodge Orlando, Florida 7454 Yards / Par 72	550	GOLF / NBC	Tyrrell Hatton

2020-21 PGA TOUR MEDIA GUIDE | Section 3: Tournaments

Date	Tournament	Course(s)	FedExCup Pts (1st)	TV	Defending Champion
March 11-14, 2021	THE PLAYERS Championship	TPC Sawgrass Ponte Vedra Beach, Florida 7189 Yards / Par 72	600	GOLF / NBC	Rory McIlroy
March 18-21, 2021	The Honda Classic	PGA National (Champion) Palm Beach Gardens, Florida 7125 Yards / Par 70	500	GOLF / NBC	Sungjae Im
March 24-28, 2021	World Golf Championships-Dell Technologies Match Play	Austin Country Club Austin, Texas 7108 Yards / Par 71	550	GOLF / NBC	Kevin Kisner
March 25-28, 2021	Corales Puntacana Resort & Club Championship	Corales Golf Course Punta Cana, Dominican Republic 7666 Yards / Par 72	300	GOLF	n/a
April 1-4, 2021	Valero Texas Open	TPC San Antonio (AT&T Oaks) San Antonio, Texas 7494 Yards / Par 72	500	GOLF / NBC	Corey Connors
April 8-11, 2021	Masters Tournament	Augusta National Golf Club Augusta, Georgia 7475 Yards / Par 72	600	ESPN / CBS	n/a
April 15-18, 2021	RBC Heritage	Harbour Town Golf Links Hilton Head, South Carolina 7099 Yards / Par 71	500	GOLF / CBS	Webb Simpson
April 22-25, 2021	Zurich Classic of New Orleans	TPC Louisiana Avondale, Louisiana 7425 Yards / Par 72	500	GOLF / CBS	Ryan Palmer / Jon Rahm
April 29-May 2, 2021	Valspar Championship	Innisbrook Resort (Copperhead) Palm Harbor, Florida 7340 Yards / Par 71	500	GOLF / CBS	Paul Casey
May 6-9, 2021	Wells Fargo Championship	Quail Hollow Club Charlotte, North Carolina 7554 Yards / Par 71	500	GOLF / CBS	Max Homa
May 13-16, 2021	AT&T Byron Nelson	TPC Craig Ranch McKinney, Texas 7492 Yards / Par 72	500	GOLF / CBS	Sung Kang
May 20-23, 2021	PGA Championship	Kiawah Island Resort (Ocean) Kiawah Island, South Carolina 7676 Yards / Par 72	600	ESPN / CBS	Collin Morikawa
May 27-30, 2021	Charles Schwab Challenge	Colonial Country Club Fort Worth, Texas 7209 Yards / Par 70	500	GOLF / CBS	Daniel Berger
June 3-6, 2021	the Memorial Tournament presented by Nationwide	Muirfield Village Golf Club Dublin, Ohio 7456 Yards / Par 72	550	GOLF / CBS	Jon Rahm
June 10-13, 2021	RBC Canadian Open	St. George's G&CC Toronto, ON, Canada 7079 Yards / Par 70	500	GOLF / CBS	Rory McIlroy
June 17-20, 2021	U.S. Open	Torrey Pines (South) San Diego, California 7643 Yards / Par 71	600	GOLF / NBC	n/a
June 24-27, 2021	Travelers Championship	TPC River Highlands Cromwell, Connecticut 6841 Yards / Par 70	500	GOLF / CBS	Dustin Johnson
July 1-4, 2021	Rocket Mortgage Classic	Detroit Golf Club Detroit, Michigan 7340 Yards / Par 72	500	GOLF / CBS	Bryson DeChambeau
July 8-11, 2021	John Deere Classic	TPC Deere Run Silvis, Illinois 7268 Yards / Par 71	500	GOLF / CBS	Dylan Frittelli
July 15-18, 2021	The Open Championship	Royal St. George's GC Sandwich, Kent, England 7211 Yards / Par 70	600	GOLF / NBC	Shane Lowry
July 15-18, 2021	Barbasol Championship	Keene Trace Golf Club Nicholasville, Kentucky 7328 Yards / Par 74	300	GOLF	Jim Herman
July 22-25, 2021	3M Open	TPC Twin Cities Blaine, Minnesota 7431 Yards / Par 71	500	GOLF / CBS	Michael Thompson
August 5-8, 2021	Barracuda Championship	Tahoe Mt. Club (Old Greenwood) Truckee, California 7390 Yards / Par 71	300	GOLF	Richy Werenski
August 5-8, 2021	World Golf Championships-FedEx St. Jude Invitational	TPC Southwind Memphis, Tennessee 7277 Yards / Par 70	550	GOLF / CBS	Justin Thomas
August 12-15, 2021	Wyndham Championship	Sedgefield Country Club Greensboro, North Carolina 7131 Yards / Par 70	500	GOLF / CBS	Jim Herman
August 19-22, 2021	THE NORTHERN TRUST	Liberty National Golf Club Jersey City, New Jersey 7370 Yards / Par 71	2000	GOLF / CBS	Dustin Johnson
August 26-29, 2021	BMW Championship	Caves Valley Golf Club Owings Mills, Maryland 7196 Yards / Par 72	2000	GOLF / NBC	Jon Rahm
September 2-5, 2021	TOUR Championship	East Lake Golf Club Atlanta, Georgia 7346 Yards / Par 70	n/a	GOLF / NBC	Dustin Johnson

Safeway Open

Napa, California • September 26-29, 2019

Silverado Resort and Spa North

Par/Yards: 36-36--72 | 7,166



Winner: Cameron Champ

FedExCup Points: 500

67-68-67-69 271 (-17) | \$1,188,000

SAFeway OPEN
FedExCup Points (first): 500

Leaders

Round 1

Andrew Landry	65 (-7)
Adam Scott	65 (-7)
Francesco Molinari	66 (-6)
Matthew NeSmith	66 (-6)
Cameron Champ	67 (-5)
Chris Baker	67 (-5)
Adam Long	67 (-5)

Round 2

Bryson DeChambeau	132 (-12)
Nick Watney	134 (-10)
Nick Taylor	135 (-9)
Dylan Frittelli	135 (-9)
Cameron Champ	135 (-9)
Adam Long	135 (-9)
Justin Thomas	135 (-9)

Round 3

Cameron Champ	202 (-14)
Sebastián Muñoz	205 (-11)
Adam Hadwin	205 (-11)
Nick Taylor	205 (-11)
Chez Reavie	206 (-10)
Nick Watney	206 (-10)
Justin Thomas	206 (-10)
Collin Morikawa	206 (-10)

Order of Finish (cut: 36 HOLES: 67 professionals at -2 (142) or better.)

Pos	Player	Scores	Total	FedExCup Points	Earnings	Pos	Player	Scores	Total	FedExCup Points	Earnings	Pos	Player	Scores	Total	FedExCup Points	Earnings
1	Cameron Champ	67 68 67 69	271 (-17)	500	\$1,188,000	T49	Michael Gligic	72 69 71 72	284 (-4)	9	\$17,006	CUT	Ryan Moore	74 71	145 (1)	--	--
2	Adam Hadwin	68 70 67 67	272 (-16)	300	\$719,400	T52	David Hearn	71 70 72 72	285 (-3)	7	\$15,807	CUT	Ben Taylor	72 73	145 (1)	--	--
3	Marc Leishman	70 72 67 65	274 (-14)	190	\$455,400	T52	Maverick McNealy	70 71 72 72	285 (-3)	7	\$15,807	CUT	Jamie Lovemark	73 72	145 (1)	--	--
T4	Charles Howell III	73 65 69 68	275 (-13)	115	\$277,750	T52	Rob Oppenheim	68 74 74 69	285 (-3)	7	\$15,807	CUT	Henrik Norlander	72 73	145 (1)	--	--
T4	Justin Thomas	71 64 71 69	275 (-13)	115	\$277,750	T52	Robby Shelton	70 67 74 74	285 (-3)	7	\$15,807	CUT	Andres Gonzales	70 75	145 (1)	--	--
T4	Zac Blair	75 66 66 68	275 (-13)	115	\$277,750	T56	Talor Gooch	69 69 72 76	286 (-2)	6	\$15,180	CUT	Sebastian Cappelletti	73 72	145 (1)	--	--
T7	Dylan Frittelli	70 65 75 66	276 (-12)	85	\$207,350	T56	Fabian Gómez	71 70 71 74	286 (-2)	6	\$15,180	CUT	Robert Streb	76 69	145 (1)	--	--
T7	Xinjun Zhang	69 68 70 69	276 (-12)	85	\$207,350	T56	Tyler Duncan	68 74 71 73	286 (-2)	6	\$15,180	CUT	Sam Ryder	72 73	145 (1)	--	--
T7	Cameron Percy	70 69 70 67	276 (-12)	85	\$207,350	T56	Jhonattan Vegas	70 71 67 78	286 (-2)	6	\$15,180	CUT	Michael Kim	72 74	146 (2)	--	--
T10	Nick Watney	69 65 72 71	277 (-11)	70	\$166,650	T60	Vaughn Taylor	73 69 72 73	287 (-1)	5	\$14,784	CUT	Dominic Bozzelli	71 75	146 (2)	--	--
T10	Nick Taylor	69 66 70 72	277 (-11)	70	\$166,650	T60	Brendan Steele	74 68 72 73	287 (-1)	5	\$14,784	CUT	Vincent Whaley	72 74	146 (2)	--	--
T10	Collin Morikawa	72 64 70 71	277 (-11)	70	\$166,650	T62	Bo Van Pelt	72 70 72 74	288 (0)	4	\$14,388	CUT	Grayson Murray	72 74	146 (2)	--	--
T13	Bryson DeChambeau	68 64 76 70	278 (-10)	56	\$125,400	T62	Ricky Barnes	72 70 72 74	288 (0)	4	\$14,388	CUT	Beau Hossler	74 72	146 (2)	--	--
T13	Corey Connors	68 73 72 65	278 (-10)	56	\$125,400	T62	Max Homa	70 70 76 72	288 (0)	4	\$14,388	CUT	Troy Merritt	72 74	146 (2)	--	--
T13	Mark Hubbard	71 71 67 69	278 (-10)	56	\$125,400	T62	Kristoffer Ventura	72 70 71 75	288 (0)	4	\$14,388	CUT	Danny Lee	76 70	146 (2)	--	--
T13	Roger Sloan	70 69 69 70	278 (-10)	56	\$125,400	66	Tyler McCumber	74 68 75 75	292 (4)	4	\$14,058	CUT	Brendon Todd	72 74	146 (2)	--	--
T17	Lanto Griffin	69 73 67 70	279 (-9)	46	\$90,750	67	Scott Piercy	70 72 80 71	293 (5)	4	\$13,926	CUT	Matt Every	76 70	146 (2)	--	--
T17	Brian Stuard	70 70 70 69	279 (-9)	46	\$90,750	CUT	Kevin Na	71 72	143 (-1)	--	--	CUT	Martin Laird	73 73	146 (2)	--	--
T17	Brandt Snedeker	73 67 69 70	279 (-9)	46	\$90,750	CUT	Nelson Ledesma	70 73	143 (-1)	--	--	CUT	Fred Couples	74 72	146 (2)	--	--
T17	Jim Furyk	71 67 71 70	279 (-9)	46	\$90,750	CUT	Martin Trainer	72 71	143 (-1)	--	--	CUT	John Daly	76 70	146 (2)	--	--
T17	Adam Scott	65 73 73 68	279 (-9)	46	\$90,750	CUT	Matthew NeSmith	66 77	143 (-1)	--	--	CUT	Kevin Streelman	71 75	146 (2)	--	--
T17	Harold Varner III	72 69 67 71	279 (-9)	46	\$90,750	CUT	Morgan Hoffmann	68 75	143 (-1)	--	--	CUT	Pat Perez	70 76	146 (2)	--	--
T23	Chesson Hadley	72 69 68 71	280 (-8)	32	\$52,140	CUT	Chris Baker	67 76	143 (-1)	--	--	CUT	Akshay Bhatia	71 76	147 (3)	--	--
T23	Daniel Berger	73 69 66 72	280 (-8)	32	\$52,140	CUT	Nate Lashley	71 72	143 (-1)	--	--	CUT	Satoshi Kodaira	70 77	147 (3)	--	--
T23	Brian Gay	70 67 70 73	280 (-8)	32	\$52,140	CUT	Sung Kang	72 71	143 (-1)	--	--	CUT	Stuart Smith	72 75	147 (3)	--	--
T23	Francesco Molinari	66 71 72 71	280 (-8)	32	\$52,140	CUT	Emiliano Grillo	71 72	143 (-1)	--	--	CUT	Sangmoon Bae	72 75	147 (3)	--	--
T23	Michael Thompson	71 68 68 73	280 (-8)	32	\$52,140	CUT	Kevin Tway	71 72	143 (-1)	--	--	CUT	Cheng Tsung Pan	71 76	147 (3)	--	--
T23	Scott Harrington	72 70 70 68	280 (-8)	32	\$52,140	CUT	Anirban Lahiri	72 71	143 (-1)	--	--	CUT	Peter Malnati	71 76	147 (3)	--	--
T23	Brice Garnett	70 70 72 68	280 (-8)	32	\$52,140	CUT	Joel Dahmen	74 69	143 (-1)	--	--	CUT	Mackenzie Hughes	74 74	148 (4)	--	--
T23	Adam Long	67 68 77 68	280 (-8)	32	\$52,140	CUT	John Huh	70 73	143 (-1)	--	--	CUT	Vince Covello	69 79	148 (4)	--	--
T23	Harry Higgs	71 69 71 69	280 (-8)	32	\$52,140	CUT	Tom Hoge	73 70	143 (-1)	--	--	CUT	Lucas Glover	77 71	148 (4)	--	--
T23	Andrew Landry	65 74 69 72	280 (-8)	32	\$52,140	CUT	Abraham Ancer	70 73	143 (-1)	--	--	CUT (A)	Tony Romo	70 78	148 (4)	--	--
T33	Rhein Gibson	74 68 66 73	281 (-7)	20	\$34,461	CUT	Adam Schenk	71 72	143 (-1)	--	--	CUT	Michael Gellerman	77 72	149 (5)	--	--
T33	Rafael Campos	71 71 73 66	281 (-7)	20	\$34,461	CUT	Sepp Straka	69 74	143 (-1)	--	--	CUT	Byron Meth	77 72	149 (5)	--	--
T33	Harris English	70 68 72 71	281 (-7)	20	\$34,461	CUT	Doc Redman	71 72	143 (-1)	--	--	CUT	Kyung-Hoon Lee	75 74	149 (5)	--	--
T33	Isiah Salinda	72 70 71 68	281 (-7)	--	\$34,461	CUT	Wyndham Clark	72 72	144 (0)	--	--	CUT	Mark Anderson	75 74	149 (5)	--	--
T33	Chez Reavie	69 68 69 75	281 (-7)	20	\$34,461	CUT	Brandon Hagy	72 72	144 (0)	--	--	CUT	Byeong Hun An	75 74	149 (5)	--	--
T33	Aaron Baddeley	69 70 71 71	281 (-7)	20	\$34,461	CUT	Austin Cook	73 71	144 (0)	--	--	CUT	Colt Knost	78 71	149 (5)	--	--
T33	Sebastián Muñoz	71 67 67 76	281 (-7)	20	\$34,461	CUT	Cameron Davis	76 68	144 (0)	--	--	CUT	Jinho Chung	76 74	150 (6)	--	--
T40	John Oda	70 66 77 69	282 (-6)	--	\$26,730	CUT	Chase Seiffert	69 75	144 (0)	--	--	CUT	J.J. Spaun	74 77	151 (7)	--	--
T40	Kevin Chappell	72 70 71 69	282 (-6)	15	\$26,730	CUT	Patton Kizzire	75 69	144 (0)	--	--	CUT	Ben Martin	72 79	151 (7)	--	--
T40	Carlos Ortiz	72 69 72 69	282 (-6)	15	\$26,730	CUT	Hideki Matsuyama	72 72	144 (0)	--	--	CUT	George McNeill	74 79	153 (9)	--	--
T44	Patrick Cantlay	69 71 70 72	282 (-6)	15	\$26,730	CUT	Scott Brown	73 71	144 (0)	--	--	CUT	Chris Stroud	76 78	154 (10)	--	--
T44	Bud Cauley	69 72 66 76	283 (-5)	11	\$20,843	CUT	Kyle Stanley	72 72	144 (0)	--	--	CUT	Kevin Stadler	77 78	155 (11)	--	--
T44	Bo Hoag	71 70 70 72	283 (-5)	11	\$20,843	CUT	Bronson Burgoon	75 69	144 (0)	--	--	--	--	--	--	--	--
T44	Cameron Tringale	68 74 69 72	283 (-5)	11	\$20,843	CUT	Phil Mickelson	75 69	144 (0)	--	--	--	--	--	--	--	--
T44	Patrick Rodgers	70 71 70 72	283 (-5)	11	\$20,843	CUT	Ryan Brehm	72 72	144 (0)	--	--	--	--	--	--	--	--
T44	Hank Lebioda	71 70 72 70	283 (-5)	11	\$20,843	CUT	Luke List	73 71	144 (0)	--	--	--	--	--	--	--	--
T49	Si Woo Kim	69 70 75 70	284 (-4)	9	\$17,006	CUT	Charley Hoffman	73 71	144 (0)	--	--	--	--	--	--	--	--
T49	Sungjae Im	70 72 71 71	284 (-4)	9	\$17,006	CUT	Jason Dufner	73 72	145 (1)	--	--	--	--	--	--	--	--

Notes

Cameron Champ earned his second PGA TOUR title in his 35th career start at age 24 years, 106 days, winning the Safeway Open by one stroke over Canada's Adam Hadwin at 17-under 271. Champ won in his second start of the season for the second consecutive season, also doing so at the 2018 Sanderson Farms Championship.

At age 24, Cameron Champ became the 21st player to win twice in his first 33 professional starts on TOUR and the first to win twice before turning 25 since Bryson DeChambeau in 2018.

Having held a three-stroke lead entering the final round, Cameron Champ improved to 2-for-2 in his career with the 54-hole lead/co-lead.

Cameron Champ led the field in Driving Distance (337.1 yards), becoming the first player to do that in a tournament he won since Rory McIlroy at the 2019 RBC Canadian Open. He also led the field in Scrambling (84.2%) and Strokes Gained: Tee-to-Green (2.879 per round).

Cameron Champ's grandfather, Mack, was in hospice care in Sacramento with Stage IV stomach cancer during tournament week.

In his season debut, Adam Hadwin shot a final-round 67 to finish solo-second and one shot behind winner Cameron Champ. Hadwin birdied the last three holes to tie the lead before Champ birdied the 72nd hole for the victory.

Adam Hadwin's runner-up result marked his best finish on TOUR since winning the 2017 Valspar Championship. He recorded 22 birdies, tied for most in the field with Xinjun Zhang and fellow Canadian Corey Connors, and led the field in Greens in Regulation Percentage (80.56%).

With a T4, Justin Thomas earned his third consecutive top-five (dating to his win at the 2019 BMW Championship), accomplishing the feat for the second time in his career.

Bryson DeChambeau held the second-round lead before finishing T13. DeChambeau fell to 0-for-6 in his career converting the 36-hole lead/co-lead to victory.

Bo Van Pelt finished T62 in his first start since the 2016 AT&T Pebble Beach Pro-Am, missing a period of 1,321 days with a torn labrum in his left shoulder.

Defending champion Kevin Tway missed the cut with scores of 71-72—143 (-1).

WEATHER: Thursday: Sunny. High of 85. Wind SW 6-12 mph, with gusts to 18 mph.
Friday: Partly cloudy. High of 77. Wind SW 6-12 mph. Morning tee times were delayed 10 minutes due to fog. **Saturday:** Partly cloudy. High of 73. Wind NW 12-18 mph, with gusts to 25 mph. **Sunday:** Sunny. High of 69. Wind W 6-12 mph, with gusts to 18 mph.

Tournament Record: 262

Jamie Lovemark (2009), Rickie Fowler (2009), Troy Matteson (2009), Cameron Beckman (2008), Kevin Sutherland (2008)

Silverado Resort and Spa North: 61

Ricky Barnes (2019), Chesson Hadley (2018)

Other Course: 61

Mike Weir (2009) - Grayhawk GC (Raptor), Troy Matteson (2009) - Grayhawk GC (Raptor), Troy Matteson (2009) - Grayhawk GC (Raptor), Kevin Stadler (2008) - Grayhawk GC (Raptor), Mark Hensby (2007) - Grayhawk GC (Raptor)

Tournament History

End Date	Purse	Winner	Score	Runner-Up	Earnings	Location (Par/Yards)
Safeway Open						
9/29/2019	\$6,600,000	Cameron Champ	271 (-17)	Adam Hadwin - 272 (-16)	\$1,188,000	Silverado Resort and Spa North, Napa, CA (72/7,166)
10/7/2018	\$6,400,000	Kevin Tway *	274 (-14)	Ryan Moore - 274 (-14) Brandt Snedeker - 274 (-14)	\$1,152,000	Silverado Resort and Spa North, Napa, CA (72/7,166)
10/8/2017	\$6,200,000	Brendan Steele	273 (-15)	Tony Finau - 275 (-13)	\$1,116,000	Silverado Resort and Spa North, Napa, CA (72/7,166)
10/16/2016	\$6,000,000	Brendan Steele	270 (-18)	Patton Kizzire - 271 (-17)	\$1,080,000	Silverado Resort&Spa (North), Napa, CA (72/7,166)
Frys.com Open						
10/18/2015	\$6,000,000	Emiliano Grillo *	273 (-15)	Kevin Na - 273 (-15)	\$1,080,000	Silverado Resort&Spa (North), Napa, CA (72/7,203)
10/12/2014	\$6,000,000	Sangmoon Bae	273 (-15)	Steven Bowditch - 275 (-13)	\$1,080,000	Silverado CC (North), Napa, CA (72/7,203)
10/13/2013	\$5,000,000	Jimmy Walker	267 (-17)	Vijay Singh - 269 (-15)	\$900,000	CordeValle GC, San Martin, CA (71/7,379)
10/14/2012	\$5,000,000	Jonas Blixt	268 (-16)	Tim Petrovic - 269 (-15) Jason Kokrak - 269 (-15)	\$900,000	CordeValle GC, San Martin, CA (71/7,368)
10/9/2011	\$5,000,000	Bryce Molder *	267 (-17)	Briny Baird - 267 (-17)	\$900,000	CordeValle GC, San Martin, CA (71/7,368)
10/17/2010	\$5,000,000	Rocco Mediate	269 (-15)	Bo Van Pelt - 270 (-14) Alex Prugh - 270 (-14)	\$900,000	CordeValle GC, San Martin, CA (71/7,368)
10/25/2009	\$5,000,000	Troy Matteson *	262 (-18)	Jamie Lovemark - 262 (-18) Rickie Fowler - 262 (-18)	\$900,000	Grayhawk GC (Raptor), Scottsdale, AZ (70/7,125)
10/26/2008	\$5,000,000	Cameron Beckman *	262 (-18)	Kevin Sutherland - 262 (-18)	\$900,000	Grayhawk GC (Raptor), Scottsdale, AZ (70/7,125)
Fry's Electronics Open						
10/21/2007	\$5,000,000	Mike Weir	266 (-14)	Mark Hensby - 267 (-13)	\$900,000	Grayhawk GC (Raptor), Scottsdale, AZ (70/7,125)

* indicates playoff

U.S. Open

Pebble Beach, California • June 13-16, 2019

Pebble Beach Golf Links

Par/Yards: 35-36--71 | 7,075



Winner: Gary Woodland

FedExCup Points: 600

68-65-69-69 271 (-13) | \$2,250,000

Leaders

Round 1

Justin Rose	65 (-6)
Louis Oosthuizen	66 (-5)
Rickie Fowler	66 (-5)
Xander Schauffele	66 (-5)
Aaron Wise	66 (-5)
Gary Woodland	68 (-3)

Round 2

Gary Woodland	133 (-9)
Justin Rose	135 (-7)
Louis Oosthuizen	136 (-6)
Rory McIlroy	137 (-5)
Aaron Wise	137 (-5)

Round 3

Gary Woodland	202 (-11)
Justin Rose	203 (-10)
Louis Oosthuizen	206 (-7)
Chez Reavie	206 (-7)
Brooks Koepka	206 (-7)

Order of Finish (cut: 36 HOLES; 75 professionals and 4 amateurs at +2 (144) or better.)

Pos	Player	Scores	Total	FedExCup Points	Earnings	Pos	Player	Scores	Total	FedExCup Points	Earnings	Pos	Player	Scores	Total	FedExCup Points	Earnings
1	Gary Woodland	68 65 69 69	271 (-13)	600	\$2,250,000	T52	Phil Mickelson	72 69 75 72	288 (4)	7	\$27,181	CUT	Dean Burmester	76 71	147 (5)	--	--
2	Brooks Koepka	69 69 68 68	274 (-10)	330	\$1,350,000	T52	Charles Howell III	72 70 74 72	288 (4)	7	\$27,181	CUT	Patton Kizzire	80 67	147 (5)	--	--
T3	Xander Schauffele	66 73 71 67	277 (-7)	148	\$581,872	T52	Scott Piercy	67 72 72 77	288 (4)	7	\$27,181	CUT	Joel Dahmen	75 72	147 (5)	--	--
T3	Jon Rahm	69 70 70 68	277 (-7)	148	\$581,872	T58	Zach Johnson	70 69 79 71	289 (5)	5	\$25,350	CUT	Mikumu Horikawa	73 75	148 (6)	--	--
T3	Justin Rose	65 70 68 74	277 (-7)	148	\$581,872	T58	Andy Pope	72 71 75 71	289 (5)	--	\$25,350	CUT	Thorbjørn Olesen	71 77	148 (6)	--	--
T3	Chez Reavie	68 70 68 71	277 (-7)	148	\$581,872	T58	Harris English	71 69 76 73	289 (5)	5	\$25,350	CUT	Mike Weir	74 74	148 (6)	--	--
T7	Louis Oosthuizen	66 70 70 72	278 (-6)	97	\$367,387	T58	Emiliano Grillo	68 74 74 73	289 (5)	5	\$25,350	CUT	Ernie Els	75 73	148 (6)	--	--
T7	Adam Scott	70 69 71 68	278 (-6)	97	\$367,387	T58	Adria Amaus	69 75 73 72	289 (5)	--	\$25,350	CUT	Cody Gribble	74 74	148 (6)	--	--
T9	Henrik Stenson	68 71 70 70	279 (-5)	82	\$288,715	T58 (A)	Chandler Eaton	72 70 73 74	289 (5)	--	--	CUT	Callum Taren	73 75	148 (6)	--	--
T9	Rory McIlroy	68 69 70 72	279 (-5)	82	\$288,715	T58	Charlie Danielson	72 70 77 70	289 (5)	--	\$25,350	CUT (A)	Daniel Hillier	76 73	149 (7)	--	--
T9	Chesson Hadley	68 70 70 71	279 (-5)	82	\$288,715	T65	Brian Stuard	71 73 74 72	290 (6)	4	\$23,851	CUT (A)	Stewart Hagestad	74 75	149 (7)	--	--
T12	Danny Willett	71 71 67 71	280 (-4)	66	\$226,609	T65	Tommy Fleetwood	71 73 73 73	290 (6)	4	\$23,851	CUT	Guillermo Pereira	77 72	149 (7)	--	--
T12	Matt Wallace	70 68 71 71	280 (-4)	--	\$226,609	T65	Kyle Stanley	71 73 75 71	290 (6)	4	\$23,851	CUT	Renato Paratore	75 74	149 (7)	--	--
T12	Matthew Fitzpatrick	69 71 72 68	280 (-4)	--	\$226,609	T65	Jordan Spieth	72 69 73 76	290 (6)	4	\$23,851	CUT	Sam Horsfield	75 74	149 (7)	--	--
T12 (A)	Viktor Hovland	69 73 71 67	280 (-4)	--	--	T65	Rafa Cabrera Bello	70 74 74 72	290 (6)	4	\$23,851	CUT	Luis Gagne	71 78	149 (7)	--	--
T16	Byeong Hun An	70 72 68 71	281 (-3)	55	\$172,455	T65	Justin Walters	72 72 77 69	290 (6)	--	\$23,851	CUT	Kevin Na	72 77	149 (7)	--	--
T16	Webb Simpson	74 68 73 66	281 (-3)	55	\$172,455	71	Rhys Enoch	78 66 71 76	291 (7)	--	\$22,977	CUT	J.B. Holmes	72 77	149 (7)	--	--
T16	Graeme McDowell	69 70 70 72	281 (-3)	55	\$172,455	T72	Billy Hurley III	73 70 73 76	292 (8)	3	\$22,353	CUT	Jhonattan Vegas	72 77	149 (7)	--	--
T16	Francesco Molinari	68 72 71 70	281 (-3)	55	\$172,455	T72	Luke Donald	72 70 77 73	292 (8)	3	\$22,353	CUT	Keegan Bradley	73 76	149 (7)	--	--
T16	Matt Kuchar	69 69 70 73	281 (-3)	55	\$172,455	T72	Clément Sordet	76 68 74 74	292 (8)	--	\$22,353	CUT	Kiradech Aphibarnrat	75 74	149 (7)	--	--
T21	Paul Casey	70 72 73 67	282 (-2)	42	\$117,598	T72	Cameron Smith	71 72 77 72	292 (8)	3	\$22,353	CUT	Shugo Imahira	75 75	150 (8)	--	--
T21	Tiger Woods	70 72 71 69	282 (-2)	42	\$117,598	76	Bernd Wiesberger	71 73 78 72	294 (10)	--	\$21,728	CUT	Kyung-Hoon Lee	76 74	150 (8)	--	--
T21	Jason Day	70 73 70 69	282 (-2)	42	\$117,598	T77	Brandt Snedeker	75 69 74 77	295 (11)	3	\$21,478	CUT (A)	Kevin O'Connell	76 74	150 (8)	--	--
T21	Alex Prugh	75 69 70 68	282 (-2)	42	\$117,598	78	Chip McDaniel	71 73 76 77	297 (13)	--	\$21,224	CUT	Bubba Watson	75 75	150 (8)	--	--
T21	Hideki Matsuyama	69 73 70 70	282 (-2)	42	\$117,598	79 (A)	Michael Thorbjørnsen	71 73 84 76	304 (20)	--	--	CUT	Richard Lee	72 78	150 (8)	--	--
T21	Tyrell Hatton	70 74 69 69	282 (-2)	42	\$117,598	CUT (A)	Spencer Tibbits	74 71	145 (3)	--	--	CUT	Si Woo Kim	76 74	150 (8)	--	--
T21	Patrick Cantlay	73 71 68 70	282 (-2)	42	\$117,598	CUT	Nick Hardy	73 72	145 (3)	--	--	CUT	Luke Guthrie	75 75	150 (8)	--	--
T28	Sepp Straka	68 72 76 67	283 (-1)	33	\$86,071	CUT	Olle Schniederjans	75 70	145 (3)	--	--	CUT	Connor Arendell	77 73	150 (8)	--	--
T28	Shane Lowry	75 69 70 69	283 (-1)	33	\$86,071	CUT	Rob Oppenheim	73 72	145 (3)	--	--	CUT (A)	Matt Parziale	74 77	151 (9)	--	--
T28	Nate Lashley	67 74 70 72	283 (-1)	33	\$86,071	CUT	Lucas Glover	73 72	145 (3)	--	--	CUT (A)	Cameron Young	75 76	151 (9)	--	--
T28	Jim Furyk	73 67 72 71	283 (-1)	33	\$86,071	CUT	Matt Jones	74 71	145 (3)	--	--	CUT	Brian Davis	75 76	151 (9)	--	--
T32	Patrick Reed	71 73 72 68	284 (0)	27	\$72,928	CUT	Lee Slattery	73 72	145 (3)	--	--	CUT	Anirban Lahiri	74 77	151 (9)	--	--
T32	Billy Horschel	73 70 71 70	284 (0)	27	\$72,928	CUT	Joseph Bramlett	73 72	145 (3)	--	--	CUT	Chan Kim	77 75	152 (10)	--	--
T32	Marcus Kinhult	74 70 74 66	284 (0)	--	\$72,928	CUT	Justin Thomas	73 73	146 (4)	--	--	CUT	Thomas Pieters	76 76	152 (10)	--	--
T35	Bryson DeChambeau	69 74 73 69	285 (1)	20	\$57,853	CUT	Julian Etlain	76 70	146 (4)	--	--	CUT	Marcus Fraser	73 79	152 (10)	--	--
T35	Aaron Wise	66 71 79 69	285 (1)	20	\$57,853	CUT	Branden Grace	75 71	146 (4)	--	--	CUT	Ryan Sullivan	73 79	152 (10)	--	--
T35	Collin Morikawa	71 73 72 69	285 (1)	--	\$57,853	CUT	Tony Finau	74 72	146 (4)	--	--	CUT	Matthew Naumec	74 79	153 (11)	--	--
T35 (A)	Brandon Wu	71 69 71 74	285 (1)	--	--	CUT	Brendon Todd	72 74	146 (4)	--	--	CUT	Brett Drewitt	77 76	153 (11)	--	--
T35	Dustin Johnson	71 69 71 74	285 (1)	20	\$57,853	CUT	Ian Poulter	73 73	146 (4)	--	--	CUT	Cheng Tsung Pan	80 73	153 (11)	--	--
T35	Marc Leishman	69 74 70 72	285 (1)	20	\$57,853	CUT	David Toms	72 74	146 (4)	--	--	CUT	Kodai Ichihara	80 74	154 (12)	--	--
T35	Martin Kaymer	69 75 71 70	285 (1)	20	\$57,853	CUT	Jimmy Walker	75 71	146 (4)	--	--	CUT	Roberto Castro	78 77	155 (13)	--	--
T35	Jason Dufner	70 71 73 71	285 (1)	20	\$57,853	CUT	Justin Harding	73 73	146 (4)	--	--	CUT	Lucas Bjerregaard	80 75	155 (13)	--	--
T43	Nick Taylor	74 70 70 72	286 (2)	12	\$41,500	CUT	Luke List	74 72	146 (4)	--	--	CUT	Zac Blair	83 72	155 (13)	--	--
T43	Rory Sabbatini	72 71 73 70	286 (2)	12	\$41,500	CUT	Scottie Scheffler	72 74	146 (4)	--	--	CUT (A)	Noah Norton	80 75	155 (13)	--	--
T43	Rickie Fowler	66 77 71 72	286 (2)	12	\$41,500	CUT	Keith Mitchell	76 70	146 (4)	--	--	CUT	Andreas Halvorsen	74 82	156 (14)	--	--
T43	Andrew Putnam	73 71 73 69	286 (2)	12	\$41,500	CUT (A)	Jovan Rebula	70 76	146 (4)	--	--	CUT	Eric Dietrich	83 75	158 (16)	--	--
T43	Tom Hoge	71 73 71 71	286 (2)	12	\$41,500	CUT	Hayden Shieh	77 69	146 (4)	--	--	CUT	Memrick Bremner	79 79	158 (16)	--	--
T43	Erik van Rooyen	71 73 72 70	286 (2)	--	\$41,500	CUT (A)	Matthew Pavon	73 74	147 (5)	--	--	CUT (A)	Devon Bling	82 80	162 (20)	--	--
T49	Daniel Berger	73 70 74 70	287 (3)	10	\$31,385	CUT (A)	Austin Eckroat	72 75	147 (5)	--	--						
T49	Abraham Ancer	74 68 69 76	287 (3)	10	\$31,385	CUT (A)	Chun-an Yu	74 73	147 (5)	--	--						
T49	Kevin Kisner	73 70 75 69	287 (3)	10	\$31,385	CUT	Alex Noren	75 72	147 (5)	--	--						
T52	Haotong Li	71 70 72 75	288 (4)	--	\$27,181	CUT	Aaron Baddeley	72 75	147 (5)	--	--						
T52	Carlos Ortiz	70 70 75 73	288 (4)	7	\$27,181	CUT	Ryan Fox	74 73	147 (5)	--	--						
T52	Sergio Garcia	69 70 75 74	288 (4)	7	\$27,181	CUT	Sam Saunders	72 75	147 (5)	--	--						

Notes

Gary Woodland won his first major championship with a three-stroke victory over Brooks Koepka at the U.S. Open. The victory, his fourth on the PGA TOUR, came in his 245th career start (31st at a major) at the age of 35 years, 26 days.

Gary Woodland became the seventh first-time major winner since 2010 at the U.S. Open. At 271, he tied the lowest 72-hole score at the U.S. Open since 2011 (other 271 in that stretch: Martin Kaymer/2014).

With the three-shot win, Gary Woodland became the third player, joining Brooks Koepka and Jordan Spieth, to win a major by three or more strokes since the start of the 2016-17 season (Koepka/4/2017 U.S. Open, Spieth/3/The 2017 Open Championship).

In his bid to become the first player since Willie Anderson in 1903-05 to win three consecutive U.S. Opens, Brooks Koepka finished solo-second, three shots back of Gary Woodland. Koepka collected his fourth consecutive top-two finish in major championships (Win/2018 PGA Championship, T2/2019 Masters Tournament, Win/2019 PGA Championship, 2nd/2019 U.S. Open).

With scores of 69-69-68-68, Brooks Koepka became the first player in U.S. Open history to record four scores in the 60s and not win. He led the field in Greens in Regulation Percentage (75.0%) for the second consecutive major championship.

Justin Rose collected his 10th career top-five in major championships, tying three others for third at the U.S. Open. Rose entered the final round trailing eventual champion Gary Woodland by one stroke before recording a 3-over 74 and held the first-round lead after opening with a 65.

Xander Schauffele opened with a 66 en route to a T3. It represented Schauffele's fourth top-five finish in his 10th major championship start, and he was the only player in the field to record two scores of 67 or better (66/R1, 67/R4).

With a T12, Viktor Hovland earned low-amateur honors, becoming the first player to do so at the Masters and the U.S. Open in the same year since Matt Kuchar in 1998. Hovland's 72-hole score of 280 was first 280-or-better by an amateur at the U.S. Open.

WEATHER: Thursday: Partly cloudy. High of 67. Wind W 11 mph. **Friday:** Mostly overcast. High of 61. Wind W 6-12 mph. **Saturday:** Overcast. High of 59. WNW wind 5-10 mph, with gusts to 15 mph. **Sunday:** Mostly cloudy. High of 61. Wind W 7-14 mph.

Tournament Record: 268

Rory McIlroy (2011)

Pebble Beach Golf Links: 65

Justin Rose (2019), Gary Woodland (2019), Tiger Woods (2000)

Other Course: 63

Tommy Fleetwood (2018) - Shinnecock Hills GC, Justin Thomas (2017) - Erin Hills, Vijay Singh (2003) - Olympia Fields CC (North), Jack Nicklaus (1980) - Baltusrol GC, Tom Weiskopf (1980) - Baltusrol GC, Johnny Miller (1973) - Oakmont CC

Tournament History

End Date	Purse	Winner	Score	Runner-Up	Earnings	Location (Par/Yards)
U.S. Open						
6/16/2019	\$12,500,000	Gary Woodland	271 (-13)	Brooks Koepka - 274 (-10)	\$2,250,000	Pebble Beach Golf Links, Pebble Beach, CA (71/7,075)
6/17/2018	\$12,000,000	Brooks Koepka	281 (1)	Tommy Fleetwood - 282 (2)	\$2,160,000	Shinnecock Hills GC, Southampton, NY (70/7,445)
6/18/2017	\$12,000,000	Brooks Koepka	272 (-16)	Brian Hamman - 276 (-12) Hideki Matsuyama - 276 (-12)	\$2,160,000	Erin Hills, Erin, WI (72/7,741)
6/19/2016	\$10,000,000	Dustin Johnson	276 (-4)	Jim Furyk - 279 (-1) Scott Piercy - 279 (-1) Shane Lowry - 279 (-1)	\$1,800,000	Oakmont CC, Oakmont, PA (70/7,219)
6/21/2015	\$10,000,000	Jordan Spieth	275 (-5)	Louis Oosthuizen - 276 (-4) Dustin Johnson - 276 (-4)	\$1,800,000	Chambers Bay GC, University Place, WA (70/7,710) Chambers Bay GC 2, University Place, WA (70/7,593)
6/15/2014	\$9,000,000	Martin Kaymer	271 (-9)	Erik Compton - 279 (-1) Rickie Fowler - 279 (-1)	\$1,620,000	Pinehurst Resort (No. 2), Pinehurst, NC (70/7,546)
6/16/2013	\$8,000,000	Justin Rose	281 (1)	Phil Mickelson - 283 (3) Jason Day - 283 (3)	\$1,440,000	Merion GC, Ardome, PA (70/6,996)
6/17/2012	\$8,000,000	Webb Simpson	281 (1)	Graeme McDowell - 282 (2) Michael Thompson - 282 (2)	\$1,440,000	The Olympic Club, San Francisco, CA (70/7,170)
6/19/2011	\$7,500,000	Rory McIlroy	268 (-16)	Jason Day - 276 (-8)	\$1,440,000	Congressional CC (Blue), Bethesda, MD (71/7,574)
U.S. Open Championship						
6/20/2010	\$7,500,000	Graeme McDowell	284	Grégory Havret - 285 (1)	\$1,350,000	Pebble Beach GL, Pebble Beach, CA (71/7,040)
6/21/2009	\$7,500,000	Lucas Glover	276 (-4)	Phil Mickelson - 278 (-2) David Duval - 278 (-2) Ricky Barnes - 278 (-2)	\$1,350,000	Bethpage State Park (Black), Farmingdale, NY (70/7,426)
6/15/2008	\$7,000,000	Tiger Woods *	283 (-1)	Rocco Mediate - 283 (-1)	\$1,350,000	Torrey Pines (South), San Diego, CA (71/7,643)
6/17/2007	\$7,000,000	Ángel Cabrera	285 (5)	Tiger Woods - 286 (6) Jim Furyk - 286 (6)	\$1,260,000	Oakmont CC, Oakmont, PA (70/7,257)
6/18/2006	\$6,250,000	Geoff Ogilvy	285 (5)	Phil Mickelson - 286 (6) Colin Montgomerie - 286 (6) Jim Furyk - 286 (6)	\$1,225,000	Winged Foot GC, Mamaroneck, NY (70/7,264)
6/19/2005	\$6,250,000	Michael Campbell	280	Tiger Woods - 282 (2)	\$1,170,000	Pinehurst Resort (No. 2), La Quinta, CA (70/7,214)
6/20/2004	\$6,250,000	Retief Goosen	276 (-4)	Phil Mickelson - 278 (-2)	\$1,125,000	Shinnecock Hills GC, Southampton, NY (70/6,996)
6/15/2003	\$6,000,000	Jim Furyk	272 (-8)	Stephen Leaney - 275 (-5)	\$1,080,000	Olympia Fields CC (North), Olympia Fields, IL (70/7,190)
6/16/2002	\$5,500,000	Tiger Woods	277 (-3)	Phil Mickelson - 280	\$1,000,000	Bethpage State Park (Black), Farmingdale, NY (70/7,214)
6/17/2001	\$5,000,000	Retief Goosen *	276 (-4)	Mark Brooks - 276 (-4)	\$900,000	Southern Hills CC, Tulsa, OK (70/6,973)
6/18/2000	\$4,500,000	Tiger Woods	272 (-12)	Ernie Els - 287 (3) Miguel Ángel Jiménez - 287 (3)	\$800,000	Pebble Beach GL, Pebble Beach, CA (71/6,846)
6/20/1999	\$3,500,000	Payne Stewart	279 (-1)	Phil Mickelson - 280	\$625,000	Pinehurst Resort (No. 2), La Quinta, CA (70/7,175)
6/21/1998	\$3,000,000	Lee Janzen	280	Payne Stewart - 281 (1)	\$535,000	The Olympic Club, San Francisco, CA (70/6,797)
6/15/1997	\$2,600,000	Ernie Els	276 (-4)	Colin Montgomerie - 277 (-3)	\$465,000	Congressional CC (Blue), Bethesda, MD (70/7,213)
6/16/1996	\$2,400,000	Steve Jones	278 (-2)	Tom Lehman - 279 (-1) Davis Love III - 279 (-1)	\$425,000	Oakland Hills CC, Birmingham, MI (70/6,974)
6/18/1995	\$2,000,000	Corey Pavin	280	Greg Norman - 282 (2)	\$350,000	Shinnecock Hills GC, Southampton, NY (70/6,944)
6/19/1994	\$1,700,000	Ernie Els *	279 (-5)	Loren Roberts - 279 (-5) Colin Montgomerie - 279 (-5)	\$320,000	Oakmont CC, Oakmont, PA (71/6,946)
6/20/1993	\$1,600,000	Lee Janzen	272 (-8)	Payne Stewart - 274 (-6)	\$290,000	Baltusrol GC, Springfield, NJ (70/7,152)
6/21/1992	\$1,500,000	Tom Kite	285 (-3)	Jeff Sluman - 287 (-1)	\$275,000	Pebble Beach GL, Pebble Beach, CA (72/6,799)
6/16/1991	\$1,300,000	Payne Stewart *	282 (-6)	Scott Simpson - 282 (-6)	\$235,000	Hazeltine National CC, Chaska, MN (72/7,149)
6/17/1990	\$1,200,000	Hale Irwin *	280 (-8)	Mike Donald - 280 (-8)	\$220,000	Medinah CC (No. 3), Medinah, IL (72/6,996)
6/18/1989	\$1,049,089	Curtis Strange	278 (-2)	Chip Beck - 279 (-1) Mark McCumber - 279 (-1) Ian Woosnam - 279 (-1)	\$200,000	Oak Hill CC, Rochester, NY (70/6,902)
6/19/1988	\$1,000,000	Curtis Strange *	278 (-6)	Nick Faldo - 278 (-6)	\$180,000	The Country Club, Brookline, MA (71/7,010)
6/21/1987	\$825,000	Scott Simpson	277 (-3)	Tom Watson - 278 (-2)	\$150,000	The Olympic Club, San Francisco, CA (70/6,714)
6/15/1986	\$700,000	Raymond Floyd	279 (-1)	Chip Beck - 281 (1) Lanny Wadkins - 281 (1)	\$115,000	Shinnecock Hills GC, Southampton, NY (70/6,912)
6/16/1985	\$650,000	Andy North	279 (-1)	Dave Barr - 280 T.C. Chen - 280 Denis Watson - 280	\$103,000	Oakland Hills CC, Birmingham, MI (70/6,996)
6/17/1984	\$602,324	Fuzzy Zoeller *	276 (-4)	Greg Norman - 276 (-4)	\$94,000	Winged Foot CC, Mamaroneck, NY (70/6,930)
6/16/1983	\$500,000	Larry Nelson	280 (-4)	Tom Watson - 281 (-3)	\$72,000	Oakmont CC, Oakmont, PA (71/6,972)
6/20/1982	\$375,000	Tom Watson	282 (-6)	Jack Nicklaus - 284 (-4)	\$60,000	Pebble Beach GL, Pebble Beach, CA (72/6,815)
6/21/1981	\$361,730	David Graham	273 (-7)	George Burns - 276 (-4) Bill Rogers - 276 (-4)	\$55,000	Merion GC, Ardome, PA (70/6,544)
6/15/1980	\$356,700	Jack Nicklaus	272 (-8)	Isao Aoki - 274 (-6)	\$55,000	Baltusrol GC, Springfield, NJ (70/7,076)
6/17/1979	\$315,400	Hale Irwin	284	Jerry Pate - 286 (2) Gary Player - 286 (2)	\$50,000	Inverness Club, Toledo, OH (71/6,982)
6/18/1978	\$295,200	Andy North	285 (1)	J.C. Snead - 286 (2) Dave Stockton - 286 (2)	\$45,000	Cherry Hills CC, Englewood, CO (71/7,083)
6/19/1977	\$285,500	Hubert Green	278 (-2)	Lou Graham - 279 (-1)	\$45,000	Southern Hills CC, Tulsa, OK (70/6,873)
6/20/1976	\$253,000	Jerry Pate	277 (-3)	Al Geiberger - 279 (-1) Tom Weiskopf - 279 (-1)	\$42,000	Atlanta Athletic Club, Duluth, GA (70/7,015)
6/22/1975	\$236,200	Lou Graham *	287 (3)	John Mahaffey - 287 (3)	\$40,000	Medinah CC (No. 3), Medinah, IL (71/7,032)
6/16/1974	\$219,900	Hale Irwin	287 (7)	Forrest Fezler - 289 (9)	\$35,000	Winged Foot CC, Mamaroneck, NY (70/6,961)
6/17/1973	\$219,400	Johnny Miller	279 (-1)	John Schlee - 280	\$35,000	Oakmont CC, Oakmont, PA (70/7,257)
6/18/1972	\$200,000	Jack Nicklaus	290 (2)	Bruce Crampton - 293 (5)	\$30,000	Pebble Beach GL, Pebble Beach, CA (72/6,815)
6/20/1971	\$200,000	Lee Trevino *	280	Jack Nicklaus - 280	\$30,000	Merion GC, Ardome, PA (70/6,544)
6/21/1970	\$203,500	Tony Jacklin	281 (-7)	Dave Hill - 288	\$30,000	Hazeltine National CC, Chaska, MN (72/7,151)
6/15/1969	\$196,900	Orville Moody	281 (1)	Deane Beman - 282 (2) Al Geiberger - 282 (2) Bob Rosburg - 282 (2)	\$30,000	Champions GC, Houston, TX (70/6,967)
6/16/1968	\$181,500	Lee Trevino	275 (-5)	Jack Nicklaus - 279 (-1)	\$30,000	Oak Hill CC, Rochester, NY (70/6,962)
6/18/1967	\$140,200	Jack Nicklaus	275 (-5)	Arnold Palmer - 279 (-1)	\$30,000	Baltusrol GC, Springfield, NJ (70/7,065)
6/20/1966	\$144,490	Billy Casper *	278 (-2)	Arnold Palmer - 278 (-2)	\$25,000	The Olympic Club, San Francisco, CA (70/6,719)
6/20/1965	\$121,890	Gary Player *	282 (2)	Kei Nagle - 282 (2)	\$25,000	Bellerive CC, St. Louis, MO (70/7,191)
6/20/1964	\$87,450	Ken Venturi	278 (-2)	Tommy Jacobs - 282 (2)	\$17,000	Congressional CC (Blue), Bethesda, MD (70/7,053)
6/23/1963	\$71,300	Julius Boros *	293 (9)	Jacky Cupit - 293 (9) Arnold Palmer - 293 (9)	\$16,000	The Country Club, Brookline, MA (71/6,870)
6/17/1962	\$68,800	Jack Nicklaus *	283 (-1)	Arnold Palmer - 283 (-1)	\$15,000	Oakmont CC, Oakmont, PA (71/6,894)
6/17/1961	\$60,500	Gene Littler	281 (1)	Bob Goalby - 282 (2) Doug Sanders - 282 (2)	\$14,000	Oakland Hills CC, Birmingham, MI (70/6,927)
6/18/1960	\$60,720	Arnold Palmer	280 (-4)	Jack Nicklaus - 282 (-2)	\$14,400	Cherry Hills CC, Englewood, CO (71/7,089)
6/13/1959	\$40,000	Billy Casper	282 (2)	Bob Rosburg - 283 (3)	\$12,000	Winged Foot CC, Mamaroneck, NY (70/6,873)
6/14/1958	\$35,000	Tommy Bolt	283 (3)	Gary Player - 287 (7)	\$8,000	Southern Hills CC, Tulsa, OK (70/6,907)
6/15/1957	\$28,560	Dick Mayer *	282 (2)	Cary Middlecoff - 282 (2)	\$7,200	Inverness Club, Toledo, OH (70/6,919)
6/16/1956	\$24,900	Cary Middlecoff	281 (1)	Julius Boros - 282 (2) Ben Hogan - 282 (2)	\$6,000	Oak Hill CC, Rochester, NY (70/6,902)
6/19/1955	\$15,480	Jack Fleck *	287 (7)	Ben Hogan - 287 (7)	\$6,000	The Olympic Club, San Francisco, CA (70/6,727)
6/19/1954	\$23,280	Ed Furgol	284 (4)	Gene Littler - 285 (5)	\$6,000	Baltusrol GC, Springfield, NJ (70/6,027)
6/13/1953	\$20,150	Ben Hogan	283 (-5)	Sam Snead - 289 (1)	\$5,000	Oakmont CC, Oakmont, PA (72/6,916)
6/14/1952	\$14,900	Julius Boros	281 (1)	Ed Oliver - 285 (5)	\$4,000	Northwood CC, Dallas, TX (70/6,782)
6/16/1951	\$14,800	Ben Hogan	287 (7)	Clayton Heafner - 289 (9)	\$4,000	Oakland Hills CC, Birmingham, MI (70/6,927)
6/10/1950	\$14,900	Ben Hogan *	287 (7)	George Fazio - 287 (7) Lloyd Mangrum - 287 (7)	\$4,000	Merion GC, Ardome, PA (70/6,694)

Tournament History

End Date	Purse	Winner	Score	Runner-Up	Earnings	Location (Par/Yards)
6/11/1949	\$10,000	Cary Middlecoff	286 (2)	Sam Snead - 287 (3) Clayton Heafner - 287 (3)	\$2,000	Medinah CC (No. 3), Medinah, IL (71/6,936)
6/12/1948	\$10,000	Ben Hogan	276 (-8)	Jimmy Demaret - 278 (-6)	\$2,000	Riviera CC, Pacific Palisades, CA (71/7,020)
6/15/1947	\$10,000	Lew Worsham *	282 (-2)	Sam Snead - 282 (-2)	\$2,000	St. Louis CC, Clayton, MO (71/6,532)
6/16/1946	\$8,000	Lloyd Mangrum *	284 (-4)	Byron Nelson - 284 (-4) Victor Ghezzi - 284 (-4)	\$1,500	Canterbury GC, Beechwood, OH (72/6,926)
6/7/1941	\$6,000	Craig Wood	284 (4)	Denny Shute - 287 (7)	\$1,000	Colonial CC, Fort Worth, TX (70/7,005)
6/8/1940	\$6,000	Lawson Little *	287 (-1)	Gene Sarazen - 287 (-1)	\$1,000	Canterbury GC, Beechwood, OH (72/6,894)
6/10/1939	\$6,000	Byron Nelson *	284 (8)	Craig Wood - 284 (8)	\$1,000	Philadelphia CC, Gladwyne, PA (69/6,786)
6/11/1938	\$6,000	Ralph Guldahl	284	Dick Metz - 290 (6)	\$1,000	Cherry Hills CC, Englewood, CO (71/6,888)
6/12/1937	\$6,000	Ralph Guldahl	281 (-7)	Sam Snead - 283 (-5)	\$1,000	Oakland Hills CC, Birmingham, MI (72/7,037)
6/6/1936	\$5,000	Tony Manero	282 (-6)	Harry Cooper - 284 (-4)	\$1,000	Baltusrol GC, Springfield, NJ (72/6,866)
6/8/1935	\$5,000	Sam Parks	299 (11)	Jimmy Thomson - 301 (13)	\$1,000	Oakmont CC, Oakmont, PA (72/6,981)
6/9/1934	\$5,000	Olin Dutra	293 (13)	Gene Sarazen - 294 (14)	\$1,000	Merion GC, Ardmore, PA (70/6,694)
6/10/1933	\$5,000	John Goodman	287 (-1)	Ralph Guldahl - 288		North Shore CC, Glenview, IL (72/6,927)
6/25/1932	\$5,000	Gene Sarazen	286 (6)	Bobby Cruickshank - 289 (9) Phil Perkins - 289 (9)	\$1,000	Fresh Meadow CC, Flushing, NY (70/6,815)
7/6/1931	\$5,000	Billy Burke *	292 (8)	George Von Elm - 292 (8)	\$1,000	Inverness Club, Toledo, OH (71/6,529)
7/12/1930	\$5,000	Bobby Jones	287 (-1)	Macdonald Smith - 289 (1)		Interlachen CC, Hopkins, MN (72/6,672)
6/30/1929	\$5,000	Bobby Jones *	294 (6)	Al Espinosa - 294 (6)		Winged Foot CC, Mamaroneck, NY (72/6,786)
6/23/1928		Johnny Farrell *	294 (10)	Bobby Jones - 294 (10)		Olympia Fields CC, Matterson, IL (71/6,725)
6/16/1927		Tommy Armour *	301 (13)	Harry Cooper - 301 (13)	\$500	Oakmont CC, Oakmont, PA (72/6,929)
7/10/1926	\$2,145	Bobby Jones	293 (5)	Joe Turnesa - 294 (6)		Scioto CC, Columbus, OH (72/6,675)
6/5/1925	\$1,745	Willie MacFarlane *	291 (7)	Bobby Jones - 291 (7)	\$500	Worcester CC, Worcester, MA (71/6,430)
6/7/1924		Cyril Walker	297	Bobby Jones - 300		Oakland Hills CC, Birmingham, MI (72/6,880)
7/15/1923		Bobby Jones *	296	Bobby Cruickshank - 296		Inwood CC, Inwood, NY (72/6,532)
7/15/1922		Gene Sarazen	288	John Black - 289 Bobby Jones - 289		Skokie CC, Glencoe, IL (70/6,563)
7/18/1921		James Barnes	289	Walter Hagen - 298 Fred McLeod - 298		Columbia CC, Chevy Chase, MD (70/6,380)
8/13/1920		Edward (TED) Ray	295	Jack Burke, Sr. - 296 Leo Diegel - 296 Jock Hutchison - 296 Harry Vardon - 296		Inverness Club, Toledo, OH (72/6,529)
6/11/1919		Walter Hagen *	301	Mike Brady - 301		Brae Burn CC, West Newton, MA (71/6,375)
6/30/1916		Charles Evans	286	Jock Hutchison - 288		Minikahda Club, Minneapolis, MN (71/6,130)
6/18/1915		Jerry Travers	297	Tom McNamara - 298		Baltusrol GC, Springfield, NJ (74/6,212)
8/21/1914		Walter Hagen	290	Charles Evans - 291		Midlothian CC, Blue Island, IL (72/6,355)
9/19/1913		Francis Ouimet *	304	Edward (TED) Ray - 304 Harry Vardon - 304		The Country Club, Brookline, MA (71/6,245)
8/2/1912		John McDermott	294	Tom McNamara - 296		CC of Buffalo, Buffalo, NY (74/6,326)
6/24/1911		John McDermott *	307	Mike Brady - 307 George Simpson - 307		Chicago GC, Wheaton, IL (76/6,605)
6/18/1910		Alex Smith *	298	Macdonald Smith - 298 John McDermott - 298		Philadelphia Cricket Club, Chestnut Hill, PA (73/5,956)
6/25/1909		George Sargent	290	Tom McNamara - 294		Englewood GC, Englewood, NJ (72/6,205)
8/28/1908		Fred McLeod *	322	Willie Smith - 322		Myopia Hunt Club, Hamilton, MA
6/21/1907		Alex Ross	302	Gil Nicholls - 304		Philadelphia Cricket Club, Chestnut Hill, PA (73/5,952)
6/30/1906		Alex Smith	295	Willie Smith - 302		Onwentsia Club, Lake Forest, IL (82/6,107)
9/22/1905		Willie Anderson	314	Alex Smith - 316		Myopia Hunt Club, Hamilton, MA
7/9/1904		Willie Anderson	303	Gil Nicholls - 308		Glen View GC, Chicago, IL
6/27/1903		Willie Anderson *	307	David Brown - 307		Baltusrol GC, Springfield, NJ
10/11/1902		Laurie Auchterlonie	307	Stewart Gardner - 313 Walter Travis - 313		Garden City GC, Garden City, NY
6/15/1901		Willie Anderson *	331	Alex Smith - 331		Myopia Hunt Club, Hamilton, MA
10/5/1900		Harry Vardon	313	J. Taylor - 315		Chicago GC, Wheaton, IL
9/15/1899		Willie Smith	315	Val Fitzjohn - 326 W.H. Way - 326 George Low Sr. - 326		Baltimore CC, Baltimore, MD
6/18/1898		Fred Herd	328	Alex Smith - 335		Myopia Hunt Club, Hamilton, MA
9/17/1897		Joe Lloyd	162	Willie Anderson - 163		Chicago GC, Wheaton, IL (76/6,236)
7/16/1896		James Foulis	152	Horace Rawlins - 155		Shinnecock Hills GC, Southampton, NY
10/4/1895		Horace Rawlins	173	Willie Dunn - 175		Newport GC, Newport, RI

* indicates playoff

Corales Puntacana Resort & Club Championship

Punta Cana, Dominican Republic • March 28-31, 2019

Corales Golf Club

Par/Yards: 36-36--72 | 7,670



FedExCup Points (first): 500



Winner: Graeme McDowell

FedExCup Points: 300

73-64-64-69 270 (-18) | \$540,000

Leaders

Round 1

Matt Jones	66 (-6)
Joel Dahmen	66 (-6)
Paul Dunne	66 (-6)
Sungjae Im	67 (-5)
6 tied at position	68 (-4)
Graeme McDowell	73 (+1)

Round 2

Sungjae Im	134 (-10)
Paul Dunne	135 (-9)
Jonathan Byrd	135 (-9)
George McNeill	135 (-9)
Aaron Baddeley	135 (-9)
Graeme McDowell	137 (-7)

Round 3

Graeme McDowell	201 (-15)
Chris Stroud	202 (-14)
Aaron Baddeley	203 (-13)
Sungjae Im	203 (-13)
Kelly Kraft	205 (-11)
Mackenzie Hughes	205 (-11)
Paul Dunne	205 (-11)
Sepp Straka	205 (-11)

Order of Finish (cut: 36 HOLES: 74 professionals at -2 (142) or better.)

Pos	Player	Scores	Total	FedExCup Points	Earnings	Pos	Player	Scores	Total	FedExCup Points	Earnings	Pos	Player	Scores	Total	FedExCup Points	Earnings
1	Graeme McDowell	73 64 64 69	270 (-18)	300	\$540,000	T44	Shawn Stefani	74 67 70 71	282 (-6)	6	\$8,670	CUT	Matt Every	70 75	145 (1)	--	--
T2	Chris Stroud	70 68 64 69	271 (-17)	135	\$264,000	T44	Charlie Beljan	70 69 72 71	282 (-6)	6	\$8,670	CUT	Tommy Gainey	73 72	145 (1)	--	--
T2	Mackenzie Hughes	69 70 66 66	271 (-17)	135	\$264,000	T44	Wes Roach	71 71 68 72	282 (-6)	6	\$8,670	CUT	Nicholas Lindheim	74 71	145 (1)	--	--
4	Jonathan Byrd	68 67 71 66	272 (-16)	80	\$144,000	T44	Roberto Diaz	68 74 67 73	282 (-6)	6	\$8,670	CUT	Hudson Swafford	74 71	145 (1)	--	--
T5	Kelly Kraft	70 67 68 68	273 (-15)	63	\$114,000	T44	Brandon Harkins	73 69 69 71	282 (-6)	6	\$8,670	CUT	Adam Svensson	73 72	145 (1)	--	--
T5	Chip McDaniel	72 67 71 63	273 (-15)	--	\$114,000	T52	Cameron Tringale	72 69 70 72	283 (-5)	4	\$6,926	CUT	Cameron Davis	74 71	145 (1)	--	--
T7	Sungjae Im	67 67 69 71	274 (-14)	50	\$93,500	T52	John Merrick	72 68 71 72	283 (-5)	4	\$6,926	CUT	Sebastián Muñoz	73 72	145 (1)	--	--
T7	George McNeill	70 65 71 68	274 (-14)	50	\$93,500	T52	Hunter Mahan	74 68 72 69	283 (-5)	4	\$6,926	CUT (A)	Juan Cayro Delgado	73 72	145 (1)	--	--
T7	Aaron Baddeley	68 67 68 71	274 (-14)	50	\$93,500	T52	Chris Couch	70 72 70 71	283 (-5)	4	\$6,926	CUT	Dru Love	72 73	145 (1)	--	--
T10	D.J. Trahan	69 72 68 66	275 (-13)	39	\$78,000	T52	Joey Garber	71 71 70 71	283 (-5)	4	\$6,926	CUT	Justin Bertsch	75 71	146 (2)	--	--
T10	Kramer Hickok	71 68 69 67	275 (-13)	39	\$78,000	T52	Curtis Luck	71 71 72 69	283 (-5)	4	\$6,926	CUT	Kyle Jones	70 76	146 (2)	--	--
T12	Paul Dunne	66 69 70 71	276 (-12)	--	\$57,000	T52	Max Homa	70 70 71 72	283 (-5)	4	\$6,926	CUT	Joaquin Niemann	71 75	146 (2)	--	--
T12	Sam Burns	68 74 68 66	276 (-12)	31	\$57,000	T59	Tyler Duncan	71 71 70 72	284 (-4)	3	\$6,630	CUT	Hiram Silva	76 70	146 (2)	--	--
T12	Ben Silverman	70 68 69 69	276 (-12)	31	\$57,000	T59	Sangmoon Bae	70 68 72 74	284 (-4)	3	\$6,630	CUT	Tim Herron	73 73	146 (2)	--	--
T12	Joel Dahmen	66 71 72 67	276 (-12)	31	\$57,000	T61	Charl Schwartzel	71 71 72 71	285 (-3)	3	\$6,450	CUT	John Rollins	76 70	146 (2)	--	--
T12	Graeme McDowell	69 69 70 68	276 (-12)	31	\$57,000	T61	Jim Herman	69 70 76 70	285 (-3)	3	\$6,450	CUT	Robert Allenby	75 72	147 (3)	--	--
T12	Brady Schnell	68 70 69 69	276 (-12)	31	\$57,000	T61	Hank Lebioda	71 71 71 72	285 (-3)	3	\$6,450	CUT	José de Jesús Rodríguez	72 75	147 (3)	--	--
T18	Dylan Frittelli	71 67 72 67	277 (-11)	28	\$40,500	T61	Trey Mullinax	71 70 69 75	285 (-3)	3	\$6,450	CUT	Anders Albertson	76 71	147 (3)	--	--
T18	Matt Jones	66 71 73 67	277 (-11)	28	\$40,500	T65	Harris English	71 70 75 70	286 (-2)	2	\$6,270	CUT	Mike Ballo, Jr.	73 75	148 (4)	--	--
T18	David Hearn	72 70 66 69	277 (-11)	28	\$40,500	T65	Parker McLachlin	69 70 71 76	286 (-2)	2	\$6,270	CUT	Billy Hurley III	74 74	148 (4)	--	--
T18	Seth Reeves	69 71 68 69	277 (-11)	28	\$40,500	T67	John Senden	73 68 75 71	287 (-1)	2	\$6,150	CUT	Dicky Pride	75 73	148 (4)	--	--
T22	Jonas Blixt	71 65 70 72	278 (-10)	24	\$30,000	T67	John Chin	71 71 70 75	287 (-1)	2	\$6,150	CUT	Chris Thompson	73 75	148 (4)	--	--
T22	Peter Uihlein	73 68 67 70	278 (-10)	24	\$30,000	T69	Julio Santos	72 70 73 75	290 (2)	--	\$5,970	CUT	D.A. Points	74 75	149 (5)	--	--
T22	David Lipsky	71 71 66 70	278 (-10)	--	\$30,000	T69	Derek Fathauer	73 66 74 77	290 (2)	2	\$5,970	CUT	Jacob Eggers	76 73	149 (5)	--	--
T22	Jim Knous	70 68 70 70	278 (-10)	24	\$30,000	T69	Ryan Vermeer	72 70 77 71	290 (2)	--	\$5,970	CUT (A)	Rhadames Peña	76 73	149 (5)	--	--
T26	Stephan Jaeger	69 69 72 69	279 (-9)	18	\$21,300	T69	Jason Bohn	76 65 77 72	290 (2)	2	\$5,970	CUT	Fabian Gómez	78 72	150 (6)	--	--
T26	Steve Han	71 68 69 71	279 (-9)	--	\$21,300	T73	Chad Campbell	73 69 77 71	293 (5)	2	\$5,820	CUT	Heath Slocum	75 75	150 (6)	--	--
T26	Julian Etlain	72 69 66 72	279 (-9)	18	\$21,300	74	Omar Uresti	73 69 79 77	298 (10)	2	\$5,760	CUT	Andres Romero	75 76	151 (7)	--	--
T26	Kyoung-Hoon Lee	71 68 67 73	279 (-9)	18	\$21,300	CUT	Brian Davis	70 73	143 (-1)	--	--	CUT	Alex Cejka	74 77	151 (7)	--	--
T26	Jhonnatan Vegas	69 69 69 72	279 (-9)	18	\$21,300	CUT	Ricky Barnes	77 66	143 (-1)	--	--	CUT	Theo Humphrey	75 76	151 (7)	--	--
T26	Denny McCarthy	69 69 71 70	279 (-9)	18	\$21,300	CUT	J.J. Henry	71 72	143 (-1)	--	--	CUT	Tom Lovelady	81 70	151 (7)	--	--
T26	Sepp Straka	68 70 67 74	279 (-9)	18	\$21,300	CUT	Johnson Wagner	70 73	143 (-1)	--	--	CUT	Zach Zaback	79 73	152 (8)	--	--
T33	Adam Schenk	71 68 70 71	280 (-8)	13	\$15,850	CUT	Brian Stuard	71 72	143 (-1)	--	--	CUT	Cameron Beckman	77 75	152 (8)	--	--
T33	Ben Crane	70 69 68 73	280 (-8)	13	\$15,850	CUT	Roger Sloan	71 72	143 (-1)	--	--	CUT	Jonathan Kaye	76 77	153 (9)	--	--
T33	Freddie Jacobson	72 67 73 68	280 (-8)	13	\$15,850	CUT	David Lingmerth	69 74	143 (-1)	--	--	CUT (A)	Tony Romo	79 80	159 (15)	--	--
T33	Daniel Chopra	73 68 70 69	280 (-8)	13	\$15,850	CUT	Robert Streb	75 68	143 (-1)	--	--	CUT	George Riley	85 77	162 (18)	--	--
T33	Alex Prugh	69 73 68 70	280 (-8)	13	\$15,850	CUT	Rafael Campos	70 73	143 (-1)	--	--	W/D	Eric Axley	75	75 (3)	--	--
T33	Thomas Detry	72 66 72 70	280 (-8)	--	\$15,850	CUT	Nick Hardy	71 72	143 (-1)	--	--	W/D	David Duval	77	77 (5)	--	--
T39	Carlos Ortiz	70 68 73 70	281 (-7)	9	\$12,300	CUT	Corey Connors	72 72	144 (0)	--	--	W/D	Brendon de Jonge	78	78 (6)	--	--
T39	Brendon Todd	70 71 68 72	281 (-7)	9	\$12,300	CUT	Chase Wright	72 72	144 (0)	--	--	W/D	Troy Matteson	84	84 (12)	--	--
T39	Brice Garnett	71 69 71 70	281 (-7)	9	\$12,300	CUT	Tom Hoge	72 72	144 (0)	--	--						
T39	Rory Sabbatini	69 73 70 69	281 (-7)	9	\$12,300	CUT	Josh Teater	74 70	144 (0)	--	--						
T39	Dominic Bozzelli	74 67 71 69	281 (-7)	9	\$12,300	CUT	Nate Lashley	70 74	144 (0)	--	--						
T44	Tyrone Van Aswegen	70 68 75 69	282 (-6)	6	\$8,670	CUT	Trevor Immelman	73 71	144 (0)	--	--						
T44	Seamus Power	72 68 72 70	282 (-6)	6	\$8,670	CUT	Davis Love III	72 72	144 (0)	--	--						
T44	Martin Piller	70 72 67 73	282 (-6)	6	\$8,670	CUT	Arjun Atwal	74 71	145 (1)	--	--						

Notes

Graeme McDowell collected his fourth career PGA TOUR title in his 215th start at the age of 39 years, 8 months, 1 day with a one-stroke win over Mackenzie Hughes and Chris Stroud at the Corales Puntacana Resort & Club Championship. McDowell matched Brice Garnett's winning score from 2018 (the inaugural event) of 18-under 270 with rounds of 73-64-64-69 at the Corales Golf Course.

With the win, Graeme McDowell became the fourth European winner on TOUR in as many weeks (Francesco Molinari / Arnold Palmer Invitational, Rory McIlroy / THE PLAYERS Championship, Paul Casey / Valspar Championship, McDowell / Corales Puntacana Resort & Club Championship), the longest such streak since 1970.

For the first time in four tries, Graeme McDowell converted a 54-hole lead/co-lead to victory on the PGA TOUR (previous results: T33 / 2011 THE PLAYERS, T2 / 2012 U.S. Open, T3 / 2014 WGC-HSBC Champions).

After a first-round 73, Graeme McDowell stood T81, the worst 18-hole position by a winner on the PGA TOUR since Satoshi Kodaira at the RBC Heritage (T82).

Chris Stroud finished T2 in his first start at the event, earning the second runner-up result of his PGA TOUR career. Stroud entered the final round trailing by one after a third-round 64, his first sub-65 score on TOUR since the 2016 Charles Schwab Challenge (64/R3).

Mackenzie Hughes (T2) closed with back-to-back 66s, recording a combined score of 132 or better in the final two rounds for the first time in his PGA TOUR career. Hughes played the par 4s in 10-under, best in the field, and carded 25 birdies, tying his career-high entering the week (2018 RBC Canadian Open).

Monday qualifier Chip McDaniel shot a final-round 63 to tie the low score in the first two years of the event (Brice Garnett / R1 / 2018). With the top-10, McDaniel earned a spot in the field at the following week's Valero Texas Open. The University of Kentucky alumnus was making just his second start on TOUR (T60 / 2018 Barbasol Championship).

Defending champion Brice Garnett finished T39 at 7-under 281.

Former Dallas Cowboys quarterback Tony Romo missed the cut after rounds of 79-80 in his second start on the PGA TOUR.

WEATHER: Thursday: Partly cloudy. High of 85. Wind SSE 8-14 mph, with gusts to 20 mph. **Friday:** Cloudy with isolated showers. High of 85. Wind SE 5-10 mph. **Saturday:** Partly cloudy. High of 83. Wind NE 5-10 mph. **Sunday:** Partly cloudy. High of 83. Wind NE 7-14 mph.

Tournament Record: 270

Graeme McDowell (2019), Brice Garnett (2018)

Corales Golf Club: 63

Chip McDaniel (2019), Brice Garnett (2018)

Tournament History

End Date	Purse	Winner	Score	Runner-Up	Earnings	Location (Par/Yards)
Corales Puntacana Resort & Club Championship						
3/31/2019	\$3,000,000	Graeme McDowell	270 (-18)	Chris Stroud - 271 (-17) Mackenzie Hughes - 271 (-17)	\$540,000	Corales Golf Club, (72/7,670)
3/25/2018	\$3,000,000	Brice Garnett	270 (-18)	Keith Mitchell - 274 (-14)	\$540,000	Corales Golf Club, (72/7,670)

* indicates playoff

Sanderson Farms Championship

Jackson, Mississippi • September 19-22, 2019

CC of Jackson

Par/Yards: 36-36--72 | 7,460



FedExCup Points (first): 500

**Winner (playoff):** Sebastián Muñoz

FedExCup Points: 500

70-67-63-70 270 (-18) | \$1,188,000

Leaders

Round 1

Tom Hoge	64 (-8)
J.T. Poston	64 (-8)
Harris English	65 (-7)
Robert Streb	65 (-7)
Cameron Percy	65 (-7)
Seamus Power	65 (-7)
Carlos Ortiz	65 (-7)
Sebastián Muñoz	70 (-2)

Round 2

Byeong Hun An	132 (-12)
George McNeill	134 (-10)
J.T. Poston	134 (-10)
Tom Hoge	134 (-10)
Scottie Scheffler	134 (-10)
Sebastián Muñoz	137 (-7)

Round 3

Sebastián Muñoz	200 (-16)
Carlos Ortiz	201 (-15)
Byeong Hun An	202 (-14)
Cameron Percy	203 (-13)
George McNeill	204 (-12)
J.T. Poston	204 (-12)
Harris English	204 (-12)
Dominic Bozzelli	204 (-12)
Sungjae Im	204 (-12)

Order of Finish (cut: 36 HOLES: 68 professionals at -3 (141) or better.)

Pos	Player	Scores	Total	FedExCup Points	Earnings	Pos	Player	Scores	Total	FedExCup Points	Earnings	Pos	Player	Scores	Total	FedExCup Points	Earnings
1	Sebastián Muñoz *	70 67 63 70	270 (-18)	500	\$1,188,000	T54	Russell Henley	70 70 69 75	284 (-4)	6	\$15,312	CUT	Billy Hurley III	75 69	144 (0)	--	--
2	Sungjae Im	68 69 67 66	270 (-18)	300	\$719,400	T54	Bill Haas	70 71 70 73	284 (-4)	6	\$15,312	CUT	Greg Sonnier	73 71	144 (0)	--	--
3	Byeong Hun An	66 66 70 69	271 (-17)	190	\$455,400	T54	Jonathan Byrd	69 71 72 72	284 (-4)	6	\$15,312	CUT	Johnson Wagner	74 70	144 (0)	--	--
T4	Carlos Ortiz	65 71 65 71	272 (-16)	123	\$297,000	T54	Sebastian Cappelen	70 68 75 71	284 (-4)	6	\$15,312	CUT	Chris Baker	72 72	144 (0)	--	--
T4	Kevin Streelman	72 67 69 64	272 (-16)	123	\$297,000	T54	Joquin Niemann	68 73 73 70	284 (-4)	6	\$15,312	CUT	Andrew Landry	69 75	144 (0)	--	--
T6	Bronson Burgoon	69 69 70 65	273 (-15)	86	\$208,230	60	Xinjun Zhang	71 69 72 73	285 (-3)	5	\$14,850	CUT	Doug Ghim	73 71	144 (0)	--	--
T6	Dylan Frittelli	71 69 67 66	273 (-15)	86	\$208,230	T61	Alex Cejka	68 70 75 73	286 (-2)	5	\$14,520	CUT	Chip McDaniel	70 74	144 (0)	--	--
T6	Harris English	65 71 68 69	273 (-15)	86	\$208,230	T61	Rafael Campos	72 67 76 71	286 (-2)	5	\$14,520	CUT	Stephan Jaeger	72 72	144 (0)	--	--
T6	George McNeill	67 67 70 69	273 (-15)	86	\$208,230	T61	Si Woo Kim	69 68 75 74	286 (-2)	5	\$14,520	CUT	Kyoung-Hoon Lee	75 70	145 (1)	--	--
T6	Dominic Bozzelli	70 67 67 69	273 (-15)	86	\$208,230	T61	Patrick Rodgers	69 72 72 73	286 (-2)	5	\$14,520	CUT	Rob Oppenheim	73 72	145 (1)	--	--
T11	Lanto Griffin	71 67 70 66	274 (-14)	65	\$153,450	T65	Chase Seifert	69 69 75 74	287 (-1)	4	\$14,124	CUT	Robert Allenby	74 71	145 (1)	--	--
T11	J.T. Poston	64 70 70 70	274 (-14)	65	\$153,450	T65	Brian Gay	69 72 70 76	287 (-1)	4	\$14,124	CUT	Tim Herron	75 70	145 (1)	--	--
T11	Cameron Percy	65 70 68 71	274 (-14)	65	\$153,450	67	Ricky Barnes	72 69 75 74	290 (-2)	4	\$13,926	CUT	Arjun Atwal	74 71	145 (1)	--	--
T14	Zach Johnson	67 71 68 69	275 (-13)	56	\$123,750	68	Daniel Chopra	69 71 74 80	294 (6)	3	\$13,794	CUT	John Merrick	70 75	145 (1)	--	--
T14	Brian Harman	71 69 68 67	275 (-13)	56	\$123,750	CUT	Michael Gligic	72 70	142 (-2)	--	--	CUT	Derek Ernst	74 71	145 (1)	--	--
T16	Cameron Tringale	70 68 69 69	276 (-12)	52	\$110,550	CUT	D.J. Trahan	72 70	142 (-2)	--	--	CUT	Ben Taylor	72 73	145 (1)	--	--
T16	Scottie Scheffler	68 66 72 70	276 (-12)	52	\$110,550	CUT	Lucas Glover	70 72	142 (-2)	--	--	CUT	Scott Harrington	72 74	146 (2)	--	--
T18	Richy Werenski	69 68 70 70	277 (-11)	45	\$87,450	CUT	Boo Weekley	71 71	142 (-2)	--	--	CUT	Nick Taylor	74 72	146 (2)	--	--
T18	Denny McCarthy	69 71 69 68	277 (-11)	45	\$87,450	CUT	Patton Kizzire	68 74	142 (-2)	--	--	CUT	Jimmy Walker	73 73	146 (2)	--	--
T18	Zack Sucher	69 69 70 69	277 (-11)	45	\$87,450	CUT	Tyler Duncan	71 71	142 (-2)	--	--	CUT	Luke List	71 75	146 (2)	--	--
T18	Fabian Gómez	72 66 69 70	277 (-11)	45	\$87,450	CUT	Zac Blair	67 75	142 (-2)	--	--	CUT	Chesson Hadley	73 73	146 (2)	--	--
T18	Garett Osborn	70 67 71 69	277 (-11)	--	\$87,450	CUT	Adam Svensson	72 70	142 (-2)	--	--	CUT	Nelson Ledesma	71 75	146 (2)	--	--
T23	Robert Streb	65 72 69 72	278 (-10)	36	\$59,070	CUT	David Lingmerth	71 71	142 (-2)	--	--	CUT	Mark Hubbard	74 72	146 (2)	--	--
T23	Peter Uihlein	71 69 69 69	278 (-10)	36	\$59,070	CUT	Cameron Smith	76 66	142 (-2)	--	--	CUT	Matthew NeSmith	76 70	146 (2)	--	--
T23	David Hearn	68 73 67 70	278 (-10)	36	\$59,070	CUT	Sam Ryder	70 72	142 (-2)	--	--	CUT	Morgan Hoffmann	72 74	146 (2)	--	--
T23	Charley Hoffman	73 64 70 71	278 (-10)	36	\$59,070	CUT	Kramer Hickok	71 71	142 (-2)	--	--	CUT	Martin Trainer	74 72	146 (2)	--	--
T23	Adam Long	68 70 71 69	278 (-10)	36	\$59,070	CUT	Maverick McNealy	71 72	143 (-1)	--	--	CUT	Tyler McCumber	72 74	146 (2)	--	--
T28	Cameron Davis	68 70 72 69	279 (-9)	26	\$42,364	CUT	Austin Cook	70 73	143 (-1)	--	--	CUT	Sepp Straka	75 71	146 (2)	--	--
T28	Robby Shelton	73 67 71 68	279 (-9)	26	\$42,364	CUT	Braden Thornberry	70 73	143 (-1)	--	--	CUT	John Rollins	73 74	147 (3)	--	--
T28	Cameron Champ	68 72 69 70	279 (-9)	26	\$42,364	CUT	Wyndham Clark	69 74	143 (-1)	--	--	CUT	J.J. Henry	75 72	147 (3)	--	--
T28	Stewart Cink	72 66 71 70	279 (-9)	26	\$42,364	CUT	Corey Connors	72 71	143 (-1)	--	--	CUT	Grayson Murray	71 77	148 (4)	--	--
T28	Shawn Stefani	72 65 73 69	279 (-9)	26	\$42,364	CUT	Chandler Phillips	72 71	143 (-1)	--	--	CUT	Joseph Bramlett	76 72	148 (4)	--	--
T28	Scott Stallings	66 72 71 70	279 (-9)	26	\$42,364	CUT	Michael Thompson	73 70	143 (-1)	--	--	CUT	Ben Martin	75 73	148 (4)	--	--
T28	Brian Stuard	71 70 70 68	279 (-9)	26	\$42,364	CUT	Sangmoon Bae	75 68	143 (-1)	--	--	CUT	Martin Laird	72 76	148 (4)	--	--
T28	Mark Anderson	67 71 71 70	279 (-9)	26	\$42,364	CUT	Ryan Brehm	73 70	143 (-1)	--	--	CUT	Kevin Stadler	75 73	148 (4)	--	--
T36	Tommy Gainey	72 67 71 70	280 (-8)	19	\$32,780	CUT	Ryan Blaum	74 69	143 (-1)	--	--	CUT	Henrik Norlander	74 74	148 (4)	--	--
T36	Adam Schenk	69 70 72 69	280 (-8)	19	\$32,780	CUT	Brice Garnett	70 73	143 (-1)	--	--	CUT	Jim Herman	74 74	148 (4)	--	--
T36	J.J. Spaun	71 70 68 71	280 (-8)	19	\$32,780	CUT	Brendon Todd	71 72	143 (-1)	--	--	CUT	Brendon de Jonge	78 72	150 (6)	--	--
T39	Tom Hoge	64 70 75 72	281 (-7)	15	\$26,730	CUT	Kyle Stanley	72 71	143 (-1)	--	--	CUT	John Senden	72 78	150 (6)	--	--
T39	Michael Gellerman	68 73 68 72	281 (-7)	15	\$26,730	CUT	Jason Dufner	70 73	143 (-1)	--	--	CUT	Parker McLachlin	74 76	150 (6)	--	--
T39	Aaron Wise	70 69 73 69	281 (-7)	15	\$26,730	CUT	Vaughn Taylor	70 73	143 (-1)	--	--	CUT	Brandon Hagy	81 70	151 (7)	--	--
T39	Davis Riley	69 72 71 69	281 (-7)	--	\$26,730	CUT	Ryan Armour	73 70	143 (-1)	--	--	CUT	Wes Roach	72 80	152 (8)	--	--
T39	Emiliano Grillo	67 71 73 70	281 (-7)	15	\$26,730	CUT	Vince Covello	72 71	143 (-1)	--	--	CUT	Will Gordon	76 77	153 (9)	--	--
T39	Scott Brown	72 68 69 72	281 (-7)	15	\$26,730	CUT	Harry Higgs	71 72	143 (-1)	--	--	CUT	Hank Lebioda	78 75	153 (9)	--	--
T45	Jamie Lovemark	69 69 72 72	282 (-6)	10	\$18,829	CUT	Rhein Gibson	70 73	143 (-1)	--	--	W/D	Ted Potter, Jr.	73	73 (1)	--	--
T45	Brandt Snedeker	69 69 71 73	282 (-6)	10	\$18,829	CUT	Tim Wilkinson	73 70	143 (-1)	--	--	W/D	Matt Jones	75	75 (3)	--	--
T45	Peter Malnati	70 70 70 72	282 (-6)	10	\$18,829	CUT	Chad Campbell	73 71	144 (0)	--	--	W/D	Matt Every	76	76 (4)	--	--
T45	Anirban Lahiri	69 70 74 69	282 (-6)	10	\$18,829	CUT	K.J. Choi	74 70	144 (0)	--	--	W/D	Michael Kim	77	77 (5)	--	--
T45	Ben Crane	70 71 72 69	282 (-6)	10	\$18,829	CUT	Josh Teater	75 69	144 (0)	--	--						
T45	Vincent Whaley	69 71 70 72	282 (-6)	10	\$18,829	CUT	Freddie Jacobson	72 72	144 (0)	--	--						
T45	Sam Burns	75 64 74 69	282 (-6)	10	\$18,829	CUT	Justin Suh	72 72	144 (0)	--	--						
T52	Doc Redman	70 71 74 68	283 (-5)	7	\$16,038	CUT	Akshay Bhatia	70 74	144 (0)	--	--						
T52	Roberto Castro	72 69 72 70	283 (-5)	7	\$16,038	CUT	Robert Garrigus	70 74	144 (0)	--	--						
T54	Bo Hoag	73 66 75 70	284 (-4)	6	\$15,312	CUT	Seamus Power	65 79	144 (0)	--	--						

indicates playoff win

Notes

Sebastián Muñoz defeated Sungjae Im in a playoff at the Sanderson Farms Championship to earn his first PGA TOUR victory. The win came in Muñoz's 47th start at the age of 26 years, 261 days.

Sebastián Muñoz, who posted the week's lowest score with a bogey-free 9-under 63 in round three, birdied the 72nd hole to force extra holes with Im and made a par to win on the first playoff hole.

With the victory, Sebastián Muñoz became the first Colombian player to win on the PGA TOUR since Camilo Villegas at the 2014 Wyndham Championship.

Sebastián Muñoz became the sixth consecutive player to make the Sanderson Farms Championship his first TOUR win.

Sungjae Im fell to Sebastián Muñoz in a playoff, earning the first top-two finish of his career. Im birdied three of the last five holes in the final round to finish at 18-under 270.

Sungjae Im recorded four scores in the 60s for the third time in his career. He made 24 birdies, tied with Bronson Burgoon for most in the field.

With a solo-third at 17-under 271, Byeong Hun An earned the seventh top-five of his career. An opened with back-to-back 66s to hold a two-shot second-round lead, the third 36-hole lead/co-lead of his career (fell to 0-for-3). He played the par-4s in 14-under, the best mark in the field.

Carlos Ortiz finished T4, collecting his second consecutive top five at the event. Ortiz, playing with Sebastián Muñoz in round four, played in the final pairing in the final round for the first time in his PGA TOUR career.

Defending champion Cameron Champ finished T28 in his first career title defense on the PGA TOUR.

WEATHER: Thursday: Partly cloudy. High of 92. Wind SE 5-10 mph. Due to inclement weather, play was suspended at 2:46 p.m. CT and called for the day at 5:57 p.m.
Friday: Round one resumed at 7:01 a.m. Partly cloudy. High of 88. Wind SE 6-12 mph. Due to darkness, round two was suspended at 7:03 p.m. **Saturday:** Round two resumed at 7:30 a.m. and ended at 9:34 a.m. Third-round tee times were adjusted to be between 10:30 a.m. and 12:30 p.m. in threesomes of Nos. 1 and 10. Partly cloudy. High of 88. Wind SE 6-12 mph. **Sunday:** Mostly sunny. High of 90. Wind SSE 6-12 mph, with gusts to 15 mph.

Tournament Record: 263

Dan Halldorson (1986)

CC of Jackson: 62

Roberto Castro (2016)

Other Course: 61

Keith Clearwater (1996) - Annandale GC

Tournament History

End Date	Purse	Winner	Score	Runner-Up	Earnings	Location (Par/Yards)
Sanderson Farms Championship						
9/22/2019	\$6,600,000	Sebastián Muñoz *	270 (-18)	Sungjae Im - 270 (-18)	\$1,188,000	CC of Jackson, Jackson, MS (72/7,460)
10/28/2018	\$4,400,000	Cameron Champ	267 (-21)	Corey Connors - 271 (-17)	\$792,000	CC of Jackson, Jackson, MS (72/7,440)
10/29/2017	\$4,300,000	Ryan Armour	269 (-19)	Chesson Hadley - 274 (-14)	\$774,000	CC of Jackson, Jackson, MS (72/7,421)
10/30/2016	\$4,200,000	Cody Gribble	268 (-20)	Greg Owen - 272 (-16) Luke List - 272 (-16) Chris Kirk - 272 (-16)	\$756,000	CC of Jackson, Jackson, MS (72/7,421)
11/8/2015	\$4,100,000	Peter Malnati	270 (-18)	David Toms - 271 (-17) William McGirt - 271 (-17)	\$738,000	CC of Jackson, Jackson, MS (72/7,364)
11/9/2014	\$4,000,000	Nick Taylor	272 (-16)	Jason Bohn - 274 (-14) Boo Weekley - 274 (-14)	\$720,000	CC of Jackson, Jackson, MS (72/7,354)
7/21/2013	\$3,000,000	Woody Austin *	268 (-20)	Cameron Beckman - 268 (-20) Daniel Summerhays - 268 (-20)	\$540,000	Annandale GC, Madison, MS (72/7,202)
True South Classic						
7/22/2012	\$3,000,000	Scott Stallings	264 (-24)	Jason Bohn - 266 (-22)	\$540,000	Annandale GC, Madison, MS (72/7,202)
Viking Classic						
7/17/2011	\$3,600,000	Chris Kirk	266 (-22)	Tom Pernice Jr. - 267 (-21) George McNeill - 267 (-21)	\$648,000	Annandale GC, Madison, MS (72/7,199)
10/3/2010	\$3,600,000	Bill Haas	273 (-15)	Michael Allen - 276 (-12)	\$648,000	Annandale GC, Madison, MS (72/7,199)
9/21/2008	\$3,600,000	Will MacKenzie *	269 (-19)	Brian Gay - 269 (-19) Marc Tumesa - 269 (-19)	\$648,000	Annandale GC, Madison, MS (72/7,199)
9/30/2007	\$3,500,000	Chad Campbell	275 (-13)	Johnson Wagner - 276 (-12)	\$630,000	Annandale GC, Madison, MS (72/7,199)
Southern Farm Bureau Classic						
10/1/2006	\$3,000,000	D.J. Trahan *	275 (-13)	Joe Durant - 275 (-13)	\$540,000	Annandale GC, Madison, MS (72/7,199)
11/6/2005	\$3,000,000	Heath Slocum	267 (-21)	Loren Roberts - 269 (-19) Carl Pettersson - 269 (-19)	\$540,000	Annandale GC, Madison, MS (72/7,199)
10/3/2004	\$3,000,000	Fred Funk	266 (-22)	Ryan Palmer - 267 (-21)	\$540,000	Annandale GC, Madison, MS (72/7,199)
10/5/2003	\$3,000,000	John Huston	268 (-20)	Brenden Pappas - 269 (-19)	\$540,000	Annandale GC, Madison, MS (72/7,199)
11/3/2002	\$2,600,000	Luke Donald	201 (-15)	Deane Pappas - 202 (-14)	\$468,000	Annandale GC, Madison, MS (72/7,199)
11/4/2001	\$2,400,000	Cameron Beckman	269 (-19)	Chad Campbell - 270 (-18)	\$432,000	Annandale GC, Madison, MS (72/7,199)
11/5/2000	\$2,200,000	Steve Lowery *	266 (-22)	Skip Kendall - 266 (-22)	\$396,000	Annandale GC, Madison, MS (72/7,199)
10/31/1999	\$2,000,000	Brian Henninger	202 (-14)	Chris DiMarco - 205 (-11)	\$360,000	Annandale GC, Madison, MS (72/7,199)
Deposit Guaranty Golf Classic						
7/19/1998	\$1,200,000	Fred Funk	270 (-18)	Tim Loutalot - 272 (-16) Paul Goydos - 272 (-16) Franklin Langham - 272 (-16)	\$216,000	Annandale GC, Madison, MS (72/7,157)
7/20/1997	\$1,000,000	Billy Ray Brown	271 (-17)	Mike Standly - 272 (-16)	\$180,000	Annandale GC, Madison, MS (72/7,157)
7/21/1996	\$1,000,000	Willie Wood	268 (-20)	Kirk Triplett - 269 (-19)	\$180,000	Annandale GC, Madison, MS (72/7,157)
7/23/1995	\$700,000	Ed Dougherty	272 (-16)	Gil Morgan - 274 (-14)	\$126,000	Annandale GC, Madison, MS (72/7,157)
7/17/1994	\$700,000	Brian Henninger *	135 (-9)	Mike Sullivan - 135 (-9)	\$126,000	Annandale GC, Madison, MS (72/7,157)
4/11/1993	\$300,000	Greg Kraft	267 (-13)	Morris Hatafsky - 268 (-12) Tad Rhyen - 268 (-12)	\$54,000	Hattisburg CC, Hattisburg, MS (70/6,280)
4/12/1992	\$300,000	Richard Zokol	267 (-13)	Mike Donald - 268 (-12) Bob Eastwood - 268 (-12) Mike Nicolette - 268 (-12) Greg Twiggs - 268 (-12)	\$54,000	Hattisburg CC, Hattisburg, MS (70/6,280)
4/14/1991	\$300,000	Larry Silveira *	266 (-14)	Russ Cochran - 266 (-14) Mike Nicolette - 266 (-14)	\$54,000	Hattisburg CC, Hattisburg, MS (70/6,280)
4/8/1990	\$300,000	Gene Sauers	268 (-12)	Jack Ferenz - 270 (-10)	\$54,000	Hattisburg CC, Hattisburg, MS (70/6,280)
4/9/1989	\$200,000	Jim Booros *	199 (-11)	Mike Donald - 199 (-11)	\$36,000	Hattisburg CC, Hattisburg, MS (70/6,280)
4/10/1988	\$200,000	Frank Conner	267 (-13)	Brian Mogg - 272 (-8)	\$36,000	Hattisburg CC, Hattisburg, MS (70/6,280)
4/12/1987	\$200,000	David Ogrin	267	Nick Faldo - 268	\$36,000	Hattisburg CC, Hattisburg, MS (70/6,594)
4/13/1986	\$200,000	Dan Halldorson	263 (-17)	Paul Azinger - 265 (-15)	\$36,000	Hattisburg CC, Hattisburg, MS (70/6,594)

* indicates playoff

Shriners Hospitals for Children Open

Las Vegas, Nevada • October 3-6, 2019

TPC Summerlin

Par/Yards: 35-36--71 | 7,255



FedExCup Points (first): 500

**Winner (playoff): Kevin Na**

FedExCup Points: 500

68-62-61-70 261 (-23) | \$1,260,000

Leaders

Round 1

Nick Taylor	63 (-8)
Brian Harman	64 (-7)
Phil Mickelson	65 (-6)
Brian Gay	65 (-6)
Brian Stuard	65 (-6)
Sam Ryder	65 (-6)
Maverick McNealy	65 (-6)
Kevin Na	68 (-3)

Round 2

Patrick Cantlay	130 (-12)
Brian Stuard	130 (-12)
Lucas Glover	130 (-12)
Kevin Na	130 (-12)
Matt Jones	131 (-11)

Round 3

Kevin Na	191 (-22)
Patrick Cantlay	193 (-20)
Pat Perez	195 (-18)
Lucas Glover	196 (-17)
Sam Ryder	196 (-17)

Order of Finish (cut: 36 HOLES: 75 professionals and 1 amateur at -5 (137) or better.)

Pos	Player	Scores	Total	FedExCup Points	Earnings	Pos	Player	Scores	Total	FedExCup Points	Earnings	Pos	Player	Scores	Total	FedExCup Points	Earnings
1	Kevin Na *	68 62 61 70	261 (-23)	500	\$1,260,000	148	Brandt Snedeker	67 70 68 68	273 (-11)	8	\$18,330	CUT	Rob Oppenheim	66 74	140 (-2)	--	--
2	Patrick Cantlay	66 64 63 68	261 (-23)	300	\$763,000	148	Martin Laird	68 65 71 69	273 (-11)	8	\$18,330	CUT	Harry Higgs	67 73	140 (-2)	--	--
3	Pat Perez	69 64 62 68	263 (-21)	190	\$483,000	148	Chris Stroud	67 68 67 71	273 (-11)	8	\$18,330	CUT	Tom Lewis	72 68	140 (-2)	--	--
T4	Adam Hadwin	67 66 68 63	264 (-20)	115	\$294,583	148	Harold Varner III	68 67 66 72	273 (-11)	8	\$18,330	CUT	Cheng Tsung Pan	68 72	140 (-2)	--	--
T4	Brian Stuard	65 65 67 67	264 (-20)	115	\$294,583	155	Si Woo Kim	71 64 70 69	274 (-10)	6	\$16,240	CUT	Henrik Norlander	69 71	140 (-2)	--	--
T4	Bryson DeChambeau	66 68 67 63	264 (-20)	115	\$294,583	155	Bronson Burgoon	66 68 69 71	274 (-10)	6	\$16,240	CUT	Ryan Brehm	71 70	141 (-1)	--	--
T7	Webb Simpson	67 66 64 68	265 (-19)	88	\$227,500	155	Fabian Gómez	69 67 68 70	274 (-10)	6	\$16,240	CUT	Brooks Koepka	70 71	141 (-1)	--	--
T7	Brian Gay	65 69 64 67	265 (-19)	88	\$227,500	155	Jim Furyk	68 66 70 70	274 (-10)	6	\$16,240	CUT	Mackenzie Hughes	70 71	141 (-1)	--	--
T9	Lucas Glover	67 63 66 70	266 (-18)	73	\$183,750	155	Gary Woodland	69 65 71 69	274 (-10)	6	\$16,240	CUT	Bud Cauley	71 70	141 (-1)	--	--
T9	Tony Finau	68 68 62 68	266 (-18)	73	\$183,750	155	Scott Stallings	67 65 72 70	274 (-10)	6	\$16,240	CUT	Scott Piercy	70 71	141 (-1)	--	--
T9	Joel Dahmen	70 64 67 65	266 (-18)	73	\$183,750	61	Phil Mickelson	65 69 74 67	275 (-9)	5	\$15,750	CUT	Rory Sabbatini	70 71	141 (-1)	--	--
T9	Denny McCarthy	69 66 63 68	266 (-18)	73	\$183,750	62	Nate Lashley	67 68 70 71	276 (-8)	5	\$15,610	CUT	Ryan Armour	70 71	141 (-1)	--	--
T13	Cameron Smith	69 64 69 65	267 (-17)	57	\$137,083	163	Peter Uihlein	68 69 70 70	277 (-7)	4	\$15,260	CUT	Bill Haas	71 70	141 (-1)	--	--
T13	Luke List	70 66 63 68	267 (-17)	57	\$137,083	163	John Oda	69 66 74 68	277 (-7)	--	\$15,260	CUT	Michael Kim	71 70	141 (-1)	--	--
T13	Ryan Moore	69 64 65 69	267 (-17)	57	\$137,083	163	Jason Kokrak	70 67 73 67	277 (-7)	4	\$15,260	CUT	Kramer Hickok	69 72	141 (-1)	--	--
T16	Xinjun Zhang	70 65 67 66	268 (-16)	52	\$117,250	163	Troy Merritt	66 68 68 75	277 (-7)	4	\$15,260	CUT	J.T. Poston	70 71	141 (-1)	--	--
T16	Hideki Matsuyama	68 67 68 65	268 (-16)	52	\$117,250	67	Chase Koepka	66 69 75 68	278 (-6)	--	\$14,910	CUT	Cameron Champ	70 72	142 (0)	--	--
T18	Chesson Hadley	68 66 69 66	269 (-15)	39	\$75,377	168	James Hahn	67 69 71 72	279 (-5)	3	\$14,700	CUT	Wyndham Clark	70 72	142 (0)	--	--
T18	Andrew Putnam	68 66 67 68	269 (-15)	39	\$75,377	168	Charles Howell III	69 68 66 76	279 (-5)	3	\$14,700	CUT	Akshay Bhatia	70 72	142 (0)	--	--
T18	Lanto Griffin	67 65 67 70	269 (-15)	39	\$75,377	70	Keegan Bradley	69 68 69 74	280 (-4)	3	\$14,490	CUT	Morgan Hoffmann	70 72	142 (0)	--	--
T18	Matt Every	70 66 67 66	269 (-15)	39	\$75,377	171	Danny Lee	69 68 71 73	281 (-3)	3	\$14,280	CUT	Byeong Hun An	68 74	142 (0)	--	--
T18	Adam Schenk	66 69 65 69	269 (-15)	39	\$75,377	171	Talor Gooch	71 66 73 71	281 (-3)	3	\$14,280	CUT	Brendon Todd	70 72	142 (0)	--	--
T18	Brian Harman	64 71 68 66	269 (-15)	39	\$75,377	73	Bo Hoag	67 70 70 75	282 (-2)	3	\$14,070	CUT	Patrick Rodgers	71 71	142 (0)	--	--
T18	Kristoffer Ventura	69 66 65 69	269 (-15)	39	\$75,377	T74	Scottie Scheffler	67 67 74 75	283 (-1)	3	\$13,860	CUT	Peter Malnati	70 72	142 (0)	--	--
T18	Matthew NeSmith	67 68 65 69	269 (-15)	39	\$75,377	T74	Charley Hoffman	70 67 67 79	283 (-1)	3	\$13,860	CUT	Anirban Lahiri	69 73	142 (0)	--	--
T18	Sam Ryder	65 67 64 73	269 (-15)	39	\$75,377	76	Isaiah Salinda	69 68 72 79	288 (4)	--	\$13,650	CUT	Kyounghoon Lee	73 69	142 (0)	--	--
T18	Daniel Berger	66 67 69 67	269 (-15)	39	\$75,377	CUT	Sebastián Muñoz	71 67	138 (-4)	--	--	CUT	Max Homa	76 67	143 (1)	--	--
T18	Matthew Wolff	67 69 68 65	269 (-15)	39	\$75,377	CUT	Austin Cook	67 71	138 (-4)	--	--	CUT	Sam Burns	71 72	143 (1)	--	--
T29 (A)	Jack Trent	67 69 66 68	270 (-14)	--	--	CUT	Joaquin Niemann	69 69	138 (-4)	--	--	CUT	Keith Mitchell	76 68	144 (2)	--	--
T29	Nick Taylor	63 69 69 69	270 (-14)	24	\$43,900	CUT	Abraham Ancer	68 70	138 (-4)	--	--	CUT	Jhonattan Vegas	75 69	144 (2)	--	--
T29	Ben Taylor	67 67 69 67	270 (-14)	24	\$43,900	CUT	Bubba Watson	70 68	138 (-4)	--	--	CUT	Bo Van Pelt	73 72	145 (3)	--	--
T29	Matt Jones	68 63 69 70	270 (-14)	24	\$43,900	CUT	Chezy Reavie	67 71	138 (-4)	--	--	CUT	Grayson Murray	71 74	145 (3)	--	--
T29	Beau Hossler	67 65 71 67	270 (-14)	24	\$43,900	CUT	Ted Potter, Jr.	70 68	138 (-4)	--	--	CUT	Lucas Bjerregaard	72 74	146 (4)	--	--
T29	Kevin Tway	68 69 67 66	270 (-14)	24	\$43,900	CUT	Branden Grace	68 70	138 (-4)	--	--	CUT	Jim Herman	76 70	146 (4)	--	--
T29	Sung Kang	71 63 68 68	270 (-14)	24	\$43,900	CUT	Emiliano Grillo	68 70	138 (-4)	--	--	CUT	Scott Brown	77 69	146 (4)	--	--
T29	Brendan Steele	68 69 68 65	270 (-14)	24	\$43,900	CUT	Dylan Frittelli	67 72	139 (-3)	--	--	CUT	Kevin Streelman	70 76	146 (4)	--	--
T37	Russell Henley	68 68 66 69	271 (-13)	17	\$33,320	CUT	Andrew Landry	68 71	139 (-3)	--	--	CUT	Graham DeLaet	75 72	147 (5)	--	--
T37	Carlos Ortiz	70 65 67 69	271 (-13)	17	\$33,320	CUT	Roger Sloan	73 66	139 (-3)	--	--	CUT	Michael Thompson	76 71	147 (5)	--	--
T37	Ryan Palmer	70 66 67 68	271 (-13)	17	\$33,320	CUT	Rod Pampling	67 72	139 (-3)	--	--	CUT	Martin Trainer	74 73	147 (5)	--	--
T37	Aaron Baddeley	67 69 65 70	271 (-13)	17	\$33,320	CUT	Zach Johnson	70 69	139 (-3)	--	--	CUT	Zac Blair	74 75	149 (7)	--	--
T37	Maverick McNealy	65 69 68 68	271 (-13)	17	\$33,320	CUT	Cameron Percy	72 67	139 (-3)	--	--	CUT	Satoshi Kodaira	73 77	150 (8)	--	--
T42	Robby Shelton	69 68 67 68	272 (-12)	12	\$25,550	CUT	Brandon Hagy	71 68	139 (-3)	--	--	CUT	Nelson Ledesma	78 74	152 (10)	--	--
T42	Mark Hubbard	68 69 66 69	272 (-12)	12	\$25,550	CUT	Michael Hopper	68 71	139 (-3)	--	--	CUT	Kevin Stadler	72 81	153 (11)	--	--
T42	Doc Redman	70 67 65 70	272 (-12)	12	\$25,550	CUT	J.J. Spaun	69 70	139 (-3)	--	--	CUT	Smylie Kaufman	84 76	160 (18)	--	--
T42	Collin Morikawa	67 66 67 72	272 (-12)	12	\$25,550	CUT	Aaron Wise	70 69	139 (-3)	--	--						
T42	Adam Scott	66 67 65 74	272 (-12)	12	\$25,550	CUT	Sepp Straka	68 72	140 (-2)	--	--						
T42	Patton Kizzire	66 67 70 69	272 (-12)	12	\$25,550	CUT	Andrew Novak	75 65	140 (-2)	--	--						
T48	Russell Knox	68 67 65 73	273 (-11)	8	\$18,330	CUT	Dylan Wu	66 74	140 (-2)	--	--						
T48	Kyle Stanley	71 66 66 70	273 (-11)	8	\$18,330	CUT	Kurt Kitayama	71 69	140 (-2)	--	--						
T48	John Huh	66 71 68 68	273 (-11)	8	\$18,330	CUT	Nick Watney	68 72	140 (-2)	--	--						

indicates playoff win

Notes

Kevin Na collected his fourth PGA TOUR victory at the Shriners Hospitals for Children Open, defeating Patrick Cantlay in a playoff to win the event for the second time. Na's win came in his 399th career start at the age of 36 years, 21 days.

Kevin Na made 558 feet, 11 inches of putts, becoming the first player to reach that mark in a 72-hole event in the ShotLink era. Na's Strokes Gained: Putting figure of 14.263 had also not been reached previously in the ShotLink era.

With a second-round 62 and a 61 in round three, Kevin Na became the fifth player in TOUR history to play two consecutive rounds in 123 strokes or better. He also became the second player in TOUR history to record multiple rounds of 62 or better in two different starts, also having done so at the 2019 Charles Schwab Challenge.

Kevin Na became the first player since Rickie Fowler at the 2019 Waste Management Phoenix Open to make a triple bogey in the final round and go on to win (par-4 10th). His playoff victory was his first in his fourth attempt.

Patrick Cantlay was defeated by Kevin Na in a playoff, earning his third consecutive top-two finish at the event. Cantlay was tied for the lead after two rounds, the third 36-hole lead/co-lead of his career (fell to 0-for-3). His total score of 261 was first career 72-hole score of 263 or better.

Pat Perez finished solo-third, his best finish since winning the 2017 CIMB Classic. Perez's second-round 62 represented his lowest score since the 2016 Mayakoba Golf Classic (62/R3). In his title defense, Bryson DeChambeau closed with a 63 to finish T4. It marked his first career sub-65 final-round score.

Adam Hadwin recorded his second consecutive top-five on TOUR with a T4. He led the field in Greens in Regulation for the second consecutive week, becoming the first player to accomplish the feat since Charles Howell III at The 2019 American Express and 2019 Farmers Insurance Open.

As a junior on the UNLV golf team, Jack Trent finished T29, becoming the second amateur to compete at the event and first since Charley Hoffman in 1999 (MC).

WEATHER: Thursday: Sunny. High of 85. Wind SSW 6-12 mph. **Friday:** Sunny. High of 85. Wind SSE 6-12 mph. **Saturday:** Sunny. High of 84. Wind ESE 4-8 mph. **Sunday:** Sunny. High of 85. Wind NE 6-12 mph.

Tournament Record: 260

Webb Simpson (2014), Ryan Moore (2012)

TPC Summerlin: 60

Rod Pampling (2017), J.J. Henry (2014)

Other Course: 59

Chip Beck (1991) - Sunrise GC

Tournament History

End Date	Purse	Winner	Score	Runner-Up	Earnings	Location (Par/Yards)
Shriners Hospitals for Children Open						
10/6/2019	\$7,000,000	Kevin Na *	261 (-23)	Patrick Cantlay - 261 (-23)	\$1,260,000	TPC Summerlin, Las Vegas, NV (71/7,255)
11/4/2018	\$7,000,000	Bryson DeChambeau	263 (-21)	Patrick Cantlay - 264 (-20)	\$1,260,000	TPC Summerlin, Las Vegas, NV (71/7,255)
11/5/2017	\$6,800,000	Patrick Cantlay *	275 (-9)	Alex Cejka - 275 (-9) Whee Kim - 275 (-9)	\$1,224,000	TPC Summerlin, Las Vegas, NV (71/7,255)
11/6/2016	\$6,600,000	Rod Pampling	264 (-20)	Brooks Koepka - 266 (-18)	\$1,188,000	TPC Summerlin, Las Vegas, NV (71/7,255)
10/25/2015	\$6,400,000	Smylie Kaufman	268 (-16)	Alex Cejka - 269 (-15) Jason Bohn - 269 (-15) Kevin Na - 269 (-15) Brett Stegmaier - 269 (-15) Patton Kizzire - 269 (-15) Cameron Tringale - 269 (-15)	\$1,152,000	TPC Summerlin, Las Vegas, NV (71/7,255)
10/19/2014	\$6,200,000	Ben Martin	264 (-20)	Kevin Streelman - 266 (-18)	\$1,116,000	TPC Summerlin, Las Vegas, NV (71/7,255)
10/20/2013	\$6,000,000	Webb Simpson	260 (-24)	Jason Bohn - 266 (-18) Ryo Ishikawa - 266 (-18)	\$1,080,000	TPC Summerlin, Las Vegas, NV (71/7,243)
Justin Timberlake Shriners Hospitals for Children Open						
10/7/2012	\$4,500,000	Ryan Moore	260 (-24)	Brendon de Jonge - 261 (-23)	\$810,000	TPC Summerlin, Las Vegas, NV (71/7,243)
10/2/2011	\$4,400,000	Kevin Na	261 (-23)	Nick Watney - 263 (-21)	\$792,000	TPC Summerlin, Las Vegas, NV (71/7,243)
10/24/2010	\$4,300,000	Jonathan Byrd *	263 (-21)	Cameron Percy - 263 (-21) Martin Laird - 263 (-21)	\$774,000	TPC Summerlin, Las Vegas, NV (71/7,224)
10/18/2009	\$4,200,000	Martin Laird *	265 (-19)	Chad Campbell - 265 (-19) George McNeill - 265 (-19)	\$756,000	TPC Summerlin, Las Vegas, NV (71/7,223)
10/19/2008	\$4,100,000	Marc Turnesa	263 (-25)	Matt Kuchar - 264 (-24)	\$738,000	TPC Summerlin, Las Vegas, NV (72/7,243)
Frys.com Open benefiting Shriners Hospitals for Children						
10/14/2007	\$4,000,000	George McNeill	264 (-23)	D.J. Trahan - 268 (-19)	\$720,000	TPC Summerlin, Las Vegas, NV (72/7,243) TPC Canyons, Las Vegas, NV (71/7,063)
Frys.com Open						
10/15/2006	\$4,000,000	Troy Matteson	265 (-22)	Daniel Chopra - 266 (-21) Ben Crane - 266 (-21)	\$720,000	TPC Summerlin, Las Vegas, NV (72/7,243) TPC Canyons, Las Vegas, NV (71/7,063)
Michelin Championship at Las Vegas						
10/16/2005	\$4,000,000	Wes Short, Jr. *	266 (-21)	Jim Furyk - 266 (-21)	\$720,000	TPC Summerlin, Las Vegas, NV (72/7,243) TPC Canyons, Las Vegas, NV (71/7,063)
10/10/2004	\$4,000,000	Andre Stolz	266 (-21)	Tom Lehman - 267 (-20) Harrison Frazer - 267 (-20) Tag Ridings - 267 (-20)	\$720,000	TPC Summerlin, Las Vegas, NV (72/7,243) TPC Canyons, Las Vegas, NV (71/7,063) Bear's Best, Las Vegas, NV (72/7,219)
Las Vegas Invitational						
10/12/2003	\$4,000,000	Stuart Appleby *	328 (-31)	Scott McCarron - 328 (-31)	\$720,000	TPC Summerlin, Las Vegas, NV (72/7,243) TPC Canyons, Las Vegas, NV (71/7,063) Southern Highlands GC, Las Vegas, NV (72/7,465)
Invensys Classic at Las Vegas						
10/13/2002	\$5,000,000	Phil Tataurangi	330 (-29)	Jeff Sluman - 331 (-28) Stuart Appleby - 331 (-28)	\$900,000	TPC Summerlin, Las Vegas, NV (72/7,243) TPC Canyons, Las Vegas, NV (71/7,019)
10/14/2001	\$4,500,000	Bob Estes	329 (-30)	Tom Lehman - 330 (-29) Rory Sabbatini - 330 (-29)	\$810,000	Southern Highlands GC, Las Vegas, NV (72/7,247) TPC Summerlin, Las Vegas, NV (72/7,243) TPC Canyons, Las Vegas, NV (71/7,019)
10/15/2000	\$4,250,000	Billy Andrade	332 (-28)	Phil Mickelson - 333 (-27)	\$765,000	Southern Highlands GC, Las Vegas, NV (72/7,247) TPC Summerlin, Las Vegas, NV (72/7,243) Desert Inn CC, Las Vegas, NV (72/7,193)
Las Vegas Invitational						
10/17/1999	\$2,500,000	Jim Furyk	331 (-29)	Jonathan Kaye - 332 (-28)	\$450,000	TPC Summerlin, Las Vegas, NV (72/7,243) Desert Inn CC, Las Vegas, NV (72/7,193) Las Vegas CC, Las Vegas, NV (72/7,036)
10/18/1998	\$2,000,000	Jim Furyk	335 (-25)	Mark Calcavecchia - 336 (-24)	\$360,000	TPC Summerlin, Las Vegas, NV (72/7,243) Desert Inn CC, Las Vegas, NV (72/7,200) Las Vegas Hilton CC, Las Vegas, NV (72/7,164)
10/26/1997	\$1,800,000	Bill Glasson	340 (-20)	David Edwards - 341 (-19) Billy Mayfair - 341 (-19)	\$324,000	TPC Summerlin, Las Vegas, NV (72/7,243) Desert Inn CC, Las Vegas, NV (72/7,200) Las Vegas Hilton CC, Las Vegas, NV (72/7,164)
10/6/1996	\$1,650,000	Tiger Woods *	332 (-27)	Davis Love III - 332 (-27)	\$297,000	TPC Summerlin, Las Vegas, NV (72/7,243) Desert Inn CC, Las Vegas, NV (72/7,095) Las Vegas Hilton CC, Las Vegas, NV (71/6,815)
10/15/1995	\$1,500,000	Jim Furyk	331 (-28)	Billy Mayfair - 332 (-27)	\$270,000	TPC Summerlin, Las Vegas, NV (72/7,243) Las Vegas CC, Las Vegas, NV (72/7,164) Las Vegas Hilton CC, Las Vegas, NV (71/6,418)
10/23/1994	\$1,500,000	Bruce Lietzke	332 (-27)	Robert Gamez - 333 (-26)	\$270,000	Las Vegas CC, Las Vegas, NV (72/7,164) TPC Summerlin, Las Vegas, NV (72/7,243) Las Vegas Hilton CC, Las Vegas, NV (71/6,418)
10/24/1993	\$1,400,000	Davis Love III	331 (-29)	Craig Stadler - 339 (-21)	\$252,000	Las Vegas CC, Las Vegas, NV (72/7,164) TPC Summerlin, Las Vegas, NV (72/7,243) Desert Inn CC, Las Vegas, NV (72/7,111)
10/11/1992	\$1,300,000	John Cook	334 (-26)	David Frost - 336 (-24)	\$234,000	Las Vegas CC, Las Vegas, NV (72/7,168) TPC Summerlin, Las Vegas, NV (72/7,243) Desert Inn CC, Las Vegas, NV (72/7,011)
10/13/1991	\$1,500,000	Andrew Magee *	329 (-31)	D.A. Weibring - 329 (-31)	\$270,000	Las Vegas CC, Las Vegas, NV (72/7,169) Desert Inn CC, Las Vegas, NV (72/7,111) Sunrise GC, Las Vegas, NV (72/6,914)
10/14/1990	\$1,300,000	Bob Tway *	334 (-26)	John Cook - 334 (-26)	\$234,000	Las Vegas CC, Las Vegas, NV (72/7,169) Spanish Trail G&CC, Las Vegas, NV (72/7,107) Desert Inn CC, Las Vegas, NV (72/7,111)
4/30/1989	\$1,300,000	Scott Hoch *	336 (-24)	Robert Wrenn - 336 (-24)	\$225,000	Las Vegas CC, Las Vegas, NV (72/7,162) Spanish Trail G&CC, Las Vegas, NV (72/7,098) Desert Inn CC, Las Vegas, NV (72/7,102)
Panasonic Las Vegas Invitational						
5/8/1988	\$1,388,889	Gary Koch	274 (-14)	Peter Jacobsen - 275 (-13) Mark O'Meara - 275 (-13)	\$250,000	Las Vegas CC, Las Vegas, NV (72/7,162) Spanish Trail G&CC, Las Vegas, NV (72/7,098) Desert Inn CC, Las Vegas, NV (72/7,111)
5/3/1987	\$1,250,000	Paul Azinger	271 (-17)	Hal Sutton - 272 (-16)	\$225,000	Las Vegas CC, Las Vegas, NV (72/7,164) Spanish Trail G&CC, Las Vegas, NV (72/7,088) Desert Inn CC, Las Vegas, NV (72/7,111)
5/4/1986	\$1,150,000	Greg Norman	333 (-27)	Dan Pohl - 340 (-20)	\$207,000	Las Vegas CC, Las Vegas, NV (72/7,164) Spanish Trail G&CC, Las Vegas, NV (72/7,088) Desert Inn CC, Las Vegas, NV (72/7,111)
3/24/1985	\$950,000	Curtis Strange	338 (-17)	Mike Smith - 339 (-16)	\$171,000	Las Vegas CC, Las Vegas, NV (71/7,164) Desert Inn CC, Las Vegas, NV (72/7,111) Tropicana CC, (70/6,481)
9/23/1984	\$1,122,500	Denis Watson	341 (-15)	Andy Bean - 342 (-14)	\$162,000	Las Vegas CC, Las Vegas, NV (71/7,164) Desert Inn CC, Las Vegas, NV (72/7,111) Showboat CC, (72/7,045) Tropicana CC, (70/6,481)
Panasonic Las Vegas Pro Celebrity Classic						
9/18/1983	\$750,000	Fuzzy Zoeller	340 (-18)	Rex Caldwell - 344 (-14)	\$135,000	Las Vegas CC, Las Vegas, NV (71/7,164) Dunes CC, (72/7,240) Desert Inn CC, Las Vegas, NV (72/7,111) Showboat CC, (72/7,045)

* indicates playoff

THE CJ CUP @ SHADOW CREEK

Jeju Island, South Korea • October 17-20, 2019

Nine Bridges

Par/Yards: 36-36--72 | 7,241

**Winner: Justin Thomas****FedExCup Points:** 500

68-63-70-67 268 (-20) | \$1,755,000

Leaders

Round 1

Byeong Hun An	64 (-8)
Joaquin Niemann	65 (-7)
Jason Day	66 (-6)
Danny Lee	67 (-5)
Charley Hoffman	67 (-5)
Charles Howell III	67 (-5)
Jung-gon Hwang	67 (-5)
Cameron Smith	67 (-5)
Justin Thomas	68 (-4)

Round 2

Justin Thomas	131 (-13)
Byeong Hun An	133 (-11)
Danny Lee	133 (-11)
Jordan Spieth	135 (-9)
Emiliano Grillo	135 (-9)

Round 3

Justin Thomas	201 (-15)
Danny Lee	201 (-15)
Cameron Smith	204 (-12)
Jordan Spieth	205 (-11)
Wynndham Clark	205 (-11)

Order of Finish

Pos	Player	Scores	Total	FedExCup Points	Earnings
1	Justin Thomas	68 63 70 67	268 (-20)	500	\$1,755,000
2	Danny Lee	67 66 68 69	270 (-18)	300	\$1,053,000
T3	Gary Woodland	71 71 65 66	273 (-15)	145	\$507,000
T3	Hideki Matsuyama	69 70 69 65	273 (-15)	145	\$507,000
T3	Cameron Smith	67 69 68 69	273 (-15)	145	\$507,000
T6	Byeong Hun An	64 69 73 69	275 (-13)	95	\$338,813
T6	Tyrrell Hatton	69 68 70 68	275 (-13)	95	\$338,813
T8	Jordan Spieth	70 65 70 71	276 (-12)	78	\$273,000
T8	Kiradech Aphibarnrat	69 69 69 69	276 (-12)	78	\$273,000
T8	Ryan Moore	69 67 72 68	276 (-12)	78	\$273,000
T8	Wynndham Clark	71 67 67 71	276 (-12)	78	\$273,000
T12	Ryan Palmer	70 69 70 68	277 (-11)	59	\$197,048
T12	Kevin Streelman	69 69 69 70	277 (-11)	59	\$197,048
T12	Corey Connors	70 72 69 66	277 (-11)	59	\$197,048
T12	Joaquin Niemann	65 73 71 68	277 (-11)	59	\$197,048
T16	Jhonattan Vegas	73 70 72 63	278 (-10)	50	\$148,785
T16	Ian Poulter	69 72 66 71	278 (-10)	50	\$148,785
T16	K.J. Choi	69 74 68 67	278 (-10)	50	\$148,785
T16	Graeme McDowell	68 71 68 71	278 (-10)	50	\$148,785
T20	Kevin Na	72 68 70 69	279 (-9)	40	\$103,285
T20	Matt Jones	72 70 72 65	279 (-9)	40	\$103,285
T20	Charles Howell III	67 70 72 70	279 (-9)	40	\$103,285
T20	Nate Lashley	72 69 70 68	279 (-9)	40	\$103,285
T20	Tommy Fleetwood	71 70 71 67	279 (-9)	40	\$103,285
T20	Andrew Putnam	70 70 71 68	279 (-9)	40	\$103,285
T26	Emiliano Grillo	69 66 72 73	280 (-8)	31	\$69,810
T26	Harold Varner III	71 71 68 70	280 (-8)	31	\$69,810
T26	Si Woo Kim	69 68 74 69	280 (-8)	31	\$69,810

Pos	Player	Scores	Total	FedExCup Points	Earnings
T26	Rafa Cabrera Bello	68 74 68 70	280 (-8)	31	\$69,810
T26	Sung Kang	72 72 68 68	280 (-8)	31	\$69,810
T31	Jason Day	66 73 71 71	281 (-7)	24	\$55,478
T31	Rory Sabbatini	71 69 69 72	281 (-7)	24	\$55,478
T31	Pat Perez	73 69 70 69	281 (-7)	24	\$55,478
T31	Phil Mickelson	70 72 71 68	281 (-7)	24	\$55,478
T31	Viktor Hovland	69 69 74 69	281 (-7)	24	\$55,478
T36	Jung-gon Hwang	67 71 74 70	282 (-6)	19	\$45,598
T36	Charley Hoffman	67 72 73 70	282 (-6)	19	\$45,598
T36	Collin Morikawa	69 73 65 75	282 (-6)	19	\$45,598
T39	Lucas Glover	74 69 71 69	283 (-5)	16	\$38,610
T39	Soomin Lee	68 72 73 70	283 (-5)	16	\$38,610
T39	Kyung-Hoon Lee	69 67 72 75	283 (-5)	16	\$38,610
T39	Sungjae Im	68 73 70 72	283 (-5)	16	\$38,610
T43	Joel Dahmen	74 71 70 69	284 (-4)	12	\$31,785
T43	Marc Leishman	72 69 72 71	284 (-4)	12	\$31,785
T43	Dylan Frittelli	70 70 71 73	284 (-4)	12	\$31,785
T46	Branden Grace	71 71 70 73	285 (-3)	8	\$22,718
T46	Chez Reavie	68 77 70 70	285 (-3)	8	\$22,718
T46	Kyungjun Moon	76 72 71 66	285 (-3)	8	\$22,718
T46	Danny Willett	76 71 70 68	285 (-3)	8	\$22,718
T46	Kevin Tway	70 72 71 72	285 (-3)	8	\$22,718
T46	Keith Mitchell	74 72 68 71	285 (-3)	8	\$22,718
T46	Adam Long	73 72 70 70	285 (-3)	8	\$22,718
T46	Hyunjoon Lee	71 71 71 72	285 (-3)	8	\$22,718
T46	Adam Schenk	71 74 67 73	285 (-3)	8	\$22,718
T46	Chase Koepka	70 72 73 70	285 (-3)	8	\$22,718
56	Cheng Tsung Pan	74 69 72 71	286 (-2)	6	\$19,890

Pos	Player	Scores	Total	FedExCup Points	Earnings
T57	Luke List	70 75 71 71	287 (-1)	5	\$19,500
T57	Abraham Ancer	73 74 71 69	287 (-1)	5	\$19,500
T57	Troy Merritt	74 72 70 71	287 (-1)	5	\$19,500
T60	Sanghyun Park	74 68 74 72	288 (0)	--	\$18,915
T60	Sergio Garcia	73 70 72 73	288 (0)	5	\$18,915
T60	Vaughn Taylor	74 71 71 72	288 (0)	5	\$18,915
63	Chesson Hadley	75 76 72 66	289 (1)	4	\$18,525
64	Billy Horschel	71 74 76 69	290 (2)	4	\$18,330
T65	Max Homa	69 82 69 71	291 (3)	4	\$18,038
T65	Jazz Janewattananond	74 74 70 73	291 (3)	--	\$18,038
T67	Jeongwoo Ham	74 72 73 74	293 (5)	--	\$17,648
T67	Wonjoon Lee	74 73 79 67	293 (5)	--	\$17,648
T69	Whee Kim	76 75 70 73	294 (6)	--	\$17,258
T69	Michael Kim	76 72 71 75	294 (6)	3	\$17,258
T69 (A)	Yongjun Bae	78 72 73 71	294 (6)	--	--
T72	Yi Keun Chang	73 73 80 70	296 (8)	--	\$16,868
T72	Brian Stuard	72 76 75 73	296 (8)	3	\$16,868
74	Matthew Wolff	73 78 78 70	299 (11)	3	\$16,575
75	Scott Piercy	72 72 79 78	301 (13)	3	\$16,380
76	Tae Hee Lee	74 77 77 79	307 (19)	--	\$16,185
W/D	Brooks Koepka	69 75	144 (0)	--	--
W/D	J.B. Holmes	70 77	147 (3)	--	--

Notes

Justin Thomas won for the 11th time on the PGA TOUR, winning THE CJ CUP @ NINE BRIDGES by two shots over Danny Lee. Thomas earned his second victory at the event and fourth in Asia since the start of the 2015-16 season (2015 CIMB Classic, 2016 CIMB Classic, 2017 THE CJ CUP @ NINE BRIDGES, 2019 THE CJ CUP @ NINE BRIDGES).

Justin Thomas became the fifth player to win 11 times before turning 27, joining Jack Nicklaus, Tiger Woods, Rory McIlroy and Jordan Spieth.

Tied for the lead with Danny Lee entering the final round, Justin Thomas converted the 54-hole lead/co-lead to victory for the eighth time in his 11th attempt. The result represented his fourth straight top-five on the PGA TOUR, reaching that mark for the first time in his career.

Justin Thomas made 27 birdies, most in the field, and played the par-4s in 13-under, five shots better than anyone else in the field.

Danny Lee finished second, earning the fourth runner-up of his career. Lee was tied for the lead with eventual champion Justin Thomas after 54 holes, holding at least a share of the third-round lead for the second time in his career (fell to 0-for-2).

Viktor Hovland became the first player on the PGA TOUR (since 1983) to record a streak of at least 18 rounds in the 60s with a first-round 69, breaking Bob Estes' 2001 record of 17. The streak, which began in the final round of the 2019 Rocket Mortgage Classic (64), reached 19 before a third-round 74.

Hideki Matsuyama, Cameron Smith and Gary Woodland, who would all go on to participate in the 2019 Presidents Cup, finished T3 at 15-under 273.

Byeong Hun An (T6) had the best finish of the 16 South Korean players in the field.

Defending champion Brooks Koepka withdrew prior to the start of the third round with a knee injury.

After a restructure in the PGA TOUR schedule, THE CJ CUP @ NINE BRIDGES moved to lead the three official events in Asia. It was followed by the inaugural ZOZO CHAMPIONSHIP and the World Golf Championships-HSBC Champions.

Tournament History

End Date	Purse	Winner	Score	Runner-Up	Earnings	Location (Par/Yards)
THE CJ CUP @ NINE BRIDGES						
10/20/2019	\$9,750,000	Justin Thomas	268 (-20)	Danny Lee - 270 (-18)	\$1,755,000	Nine Bridges, (72/7,241)
10/21/2018	\$9,500,000	Brooks Koepka	267 (-21)	Gary Woodland - 271 (-17)	\$1,710,000	Nine Bridges, (72/7,196)
10/22/2017	\$9,250,000	Justin Thomas *	279 (-9)	Marc Leishman - 279 (-9)	\$1,665,000	Club at Nine Bridges, (72/7,184)

* indicates playoff

WEATHER: Thursday: Mostly cloudy. High of 62. Wind ENE 10-15 mph. **Friday:** Cloudy with scattered showers. High of 62. Wind NNE 10-15 mph. **Saturday:** Partly cloudy. High of 63. Wind N 10-15, with gusts to 20 mph. **Sunday:** Sunny. High of 63. Wind NE 5-10 mph.

Tournament Record: 267

Brooks Koepka (2019)

Nine Bridges: 62


Ryan Palmer (2019)

ZOZO CHAMPIONSHIP @ SHERWOOD

Chiba, Japan • October 24-27, 2019

Accordia Golf Narashino CC

Par/Yards: 34-36--70 | 7,041



FedExCup Points (first): 500



Winner: Tiger Woods

FedExCup Points: 500

64-64-66-67 261 (-19) | \$1,755,000

Leaders

Round 1

Tiger Woods	64 (-6)
Gary Woodland	64 (-6)
Hideki Matsuyama	65 (-5)
Daniel Berger	67 (-3)
Ryan Palmer	67 (-3)
Sung Kang	67 (-3)

Round 2

Tiger Woods	128 (-12)
Gary Woodland	130 (-10)
Hideki Matsuyama	132 (-8)
Keegan Bradley	132 (-8)
Corey Connors	133 (-7)
Daniel Berger	133 (-7)

Round 3

Tiger Woods	194 (-16)
Hideki Matsuyama	197 (-13)
Gary Woodland	198 (-12)
Corey Connors	199 (-11)
Billy Horschel	199 (-11)
Xander Schauffele	199 (-11)

Order of Finish

Pos	Player	Scores	Total	FedExCup Points	Earnings	Pos	Player	Scores	Total	FedExCup Points	Earnings	Pos	Player	Scores	Total	FedExCup Points	Earnings
1	Tiger Woods	64 64 66 67	261 (-19)	500	\$1,755,000	127	Harold Varner III	72 70 69 64	275 (-5)	31	\$69,810	157	Jazz Janewattananond	74 67 71 70	282 (2)	--	\$19,598
2	Hideki Matsuyama	65 67 65 67	264 (-16)	300	\$1,053,000	130	Emiliano Grillo	69 69 68 70	276 (-4)	27	\$61,035	157	Junichi Kozuma	75 69 71 67	282 (2)	--	\$19,598
T3	Sungjae Im	71 64 67 65	267 (-13)	163	\$565,500	130	Troy Merritt	71 68 70 67	276 (-4)	27	\$61,035	159	Shugo Imahira	74 69 72 68	283 (3)	--	\$19,013
T3	Rory McIlroy	72 65 63 67	267 (-13)	163	\$565,500	130	Rafa Cabrera Bello	73 66 70 67	276 (-4)	27	\$61,035	159	Andrew Putnam	68 72 73 70	283 (3)	5	\$19,013
5	Gary Woodland	64 66 68 70	268 (-12)	110	\$390,000	133	Rory Sabbatini	71 68 68 70	277 (-3)	22	\$51,529	159	Tony Finau	72 69 69 73	283 (3)	5	\$19,013
T6	Corey Connors	69 64 66 70	269 (-11)	95	\$338,813	133	Adam Scott	73 67 66 71	277 (-3)	22	\$51,529	159	Cheng Tsung Pan	68 75 71 69	283 (3)	5	\$19,013
T6	Billy Horschel	68 67 64 70	269 (-11)	95	\$338,813	133	Sergio Garcia	70 71 67 69	277 (-3)	22	\$51,529	T63	Steve Han	72 69 68 75	284 (4)	--	\$18,330
T8	Charles Howell III	70 65 66 69	270 (-10)	83	\$292,500	133	Joaquin Niemann	68 68 67 74	277 (-3)	22	\$51,529	T63	Sanghyun Park	71 70 74 69	284 (4)	--	\$18,330
T8	Byeong Hun An	70 68 66 66	270 (-10)	83	\$292,500	137	Si Woo Kim	76 67 66 69	278 (-2)	18	\$42,510	T63	Yosuke Asaji	72 67 70 75	284 (4)	--	\$18,330
T10	Ryan Palmer	67 68 69 67	271 (-9)	70	\$243,750	137	Satoshi Kodaira	69 66 69 74	278 (-2)	18	\$42,510	T66	Jordan Spieth	74 71 69 71	285 (5)	4	\$17,745
T10	Danny Lee	70 65 68 68	271 (-9)	70	\$243,750	137	Kevin Tway	69 72 71 66	278 (-2)	18	\$42,510	T66	Kevin Kisner	75 70 68 72	285 (5)	4	\$17,745
T10	Xander Schauffele	68 66 65 72	271 (-9)	70	\$243,750	137	Lucas Glover	72 69 68 69	278 (-2)	18	\$42,510	T66	Scott Piercy	78 68 68 71	285 (5)	4	\$17,745
T13	Matthew Wolff	69 65 67 71	272 (-8)	56	\$181,838	141	Vaughn Taylor	70 73 71 65	279 (-1)	13	\$33,735	69	Marc Leishman	76 70 69 71	286 (6)	3	\$17,355
T13	Ian Poulter	71 71 64 66	272 (-8)	56	\$181,838	141	Adam Hadwin	71 69 71 68	279 (-1)	13	\$33,735	70	Cheer Reavie	77 70 66 74	287 (7)	3	\$17,160
T13	Keegan Bradley	69 63 71 69	272 (-8)	56	\$181,838	141	Chan Kim	71 69 72 67	279 (-1)	--	\$33,735	71	Jason Kokrak	74 70 70 74	288 (8)	3	\$16,965
T13	Shane Lowry	71 69 67 65	272 (-8)	56	\$181,838	141	Abraham Ancer	74 68 68 69	279 (-1)	13	\$33,735	T72	Ryan Moore	72 69 72 76	289 (9)	3	\$16,673
T17	Justin Thomas	70 69 69 65	273 (-7)	47	\$134,160	141	Viktor Hovland	75 65 67 72	279 (-1)	13	\$33,735	T72	Mikumu Horikawa	72 75 68 74	289 (9)	--	\$16,673
T17	Daniel Berger	67 66 70 70	273 (-7)	47	\$134,160	T46	Max Homa	71 68 66 75	280 (0)	10	\$24,687	74	Kevin Streelman	78 69 72 72	291 (11)	3	\$16,380
T17	Patrick Reed	72 68 65 68	273 (-7)	47	\$134,160	T46	Tomoharu Otsuki	70 68 67 75	280 (0)	--	\$24,687	75	Matthew Fitzpatrick	75 71 74 72	292 (12)	3	\$16,185
T17	Paul Casey	69 69 68 67	273 (-7)	47	\$134,160	T46	Louis Oosthuizen	69 69 71 71	280 (0)	10	\$24,687	76	Joel Dahmen	72 76 72 78	298 (18)	2	\$15,990
T17	Sung Kang	67 69 70 67	273 (-7)	47	\$134,160	T46	Kevin Na	71 70 68 71	280 (0)	10	\$24,687	W/D	Nate Lashley	73	73 (3)	--	--
T22	Jason Day	73 66 67 68	274 (-6)	37	\$91,260	T46	Wyndham Clark	74 68 70 68	280 (0)	10	\$24,687	W/D	Graeme McDowell	81	81 (11)	--	--
T22	Dylan Frittelli	71 69 67 67	274 (-6)	37	\$91,260	T51	Bubba Watson	69 69 68 75	281 (1)	7	\$20,605						
T22	Tommy Fleetwood	71 69 67 67	274 (-6)	37	\$91,260	T51	Shaun Norris	73 67 72 69	281 (1)	--	\$20,605						
T22	Adam Schenk	69 67 68 70	274 (-6)	37	\$91,260	T51	Pat Perez	72 70 69 70	281 (1)	7	\$20,605						
T22	Collin Morikawa	74 64 69 70	274 (-6)	37	\$91,260	T51	Ryo Ishikawa	68 68 70 75	281 (1)	--	\$20,605						
T27	J.T. Poston	70 65 72 68	275 (-5)	31	\$69,810	T51	Adam Long	71 70 74 66	281 (1)	7	\$20,605						
T27	Keith Mitchell	69 68 71 67	275 (-5)	31	\$69,810	T51	Rikuya Hoshino	68 71 72 70	281 (1)	--	\$20,605						

Notes

Tiger Woods won his 82nd PGA TOUR title at the ZOZO CHAMPIONSHIP, tying Sam Snead for the most wins in PGA TOUR history. Woods improved to 44-for-46 (95.6%) in his career with the outright 54-hole lead and 25-for-25 when leading by three shots or more after 54 holes.

Tiger Woods opened the event with bogeys on each of the first three holes. He became the first player in the ShotLink era (since 2003) to bogey each of the first three holes of a tournament and go on to win.

The victory marked Tiger Woods' 14th of his career when leading/co-leading after each round. He opened with three rounds of 66 or better for the fourth time in his career (won all four).

Tiger Woods played the par-3s in 9-under (field-best), reaching that mark for the first time in his career.

Japan became the seventh country in which Tiger Woods won a PGA TOUR event (United States, England, Scotland, Spain, Canada, Ireland).

In the first PGA TOUR event in his home country, Hideki Matsuyama finished second at 16-under 264. Matsuyama recorded his second career 72-hole score of 264 or better (first: 264/2017 World Golf Championships-FedEx St. Jude Invitational) and played the par-4s in 6-under, tied with Shane Lowry for best in the field.

Sungjae Im finished T3, marking his second top-three finish of the season. Im's week was highlighted by a second-round 64.

Rory McIlroy (T3) shot a first-round 72, recording a score of 72 or higher in round one and going on to finish in the top three for the first time since the 2013 Valero Texas Open (72/2nd). McIlroy played the par-5s in 9-under, best in the field.

Gary Woodland held a share of the 18-hole lead before finishing fifth, his second consecutive top-five on TOUR. Woodland's opening 64 was the fourth sub-65 first-round score of his career and first since the 2018 PGA Championship. He fell to 0-for-4 in his career in converting the 18-hole lead/co-lead to victory.

Tournament History

End Date	Purse	Winner	Score	Runner-Up	Earnings	Location (Par/Yards)
ZOZO CHAMPIONSHIP						
10/27/2019	\$9,750,000	Tiger Woods	261 (-19)	Hideki Matsuyama - 264 (-16)	\$1,755,000	Accordia Golf Narashino CC, (70/7,041)

* indicates playoff

WEATHER: Thursday: Mostly cloudy. High of 69. Wind ENE 10-15 mph. **Friday:** Sunny. High of 72. Wind NNW 4-8 mph. **Saturday:** Mostly cloudy. High of 72. Wind N 5-10 mph. **Sunday:** Mostly cloudy. High of 60. Wind NNE 5-10 mph.

Tournament Record: 261

Tiger Woods (2020)

Accordia Golf Narashino CC: 63

Rory McIlroy (2020), Keegan Bradley (2020)

Bermuda Championship

Southampton, Bermuda • October 31-November 3, 2019

Port Royal GC

Par/Yards: 36-35--71 | 6,828

BERMUDA
CHAMPIONSHIP

FedExCup Points (first): 500



Winner: Brendon Todd

FedExCup Points: 300
68-63-67-62 260 (-24) | \$540,000

Leaders

Round 1

Scottie Scheffler	62 (-9)
Wes Roach	63 (-8)
Rob Oppenheim	64 (-7)
Russell Knox	64 (-7)
Bo Hoag	64 (-7)
Brendon Todd	68 (-3)

Round 2

Harry Higgs	131 (-11)
Brendon Todd	131 (-11)
Scottie Scheffler	131 (-11)
Wes Roach	132 (-10)
Aaron Wise	132 (-10)
Boo Weekley	132 (-10)

Round 3

Harry Higgs	196 (-17)
Brendon Todd	198 (-15)
Bo Hoag	199 (-14)
Brian Gay	199 (-14)
Scottie Scheffler	200 (-13)

Order of Finish (cut: 36 HOLES: 67 professionals at -2 (140) or better.)

Pos	Player	Scores	Total	FedExCup Points	Earnings	Pos	Player	Scores	Total	FedExCup Points	Earnings	Pos	Player	Scores	Total	FedExCup Points	Earnings
1	Brendon Todd	68 63 67 62	260 (-24)	300	\$540,000	T41	Roger Sloan	69 70 71 67	277 (-7)	8	\$10,650	CUT	Smylie Kaufman	76 67	143 (1)	--	--
2	Harry Higgs	66 65 65 68	264 (-20)	165	\$327,000	T41	Tyler McCumber	69 68 68 72	277 (-7)	8	\$10,650	CUT	Peter Uihlein	72 72	144 (2)	--	--
T3	Brian Gay	69 65 65 67	266 (-18)	78	\$146,438	T41	Mark Hubbard	70 67 68 72	277 (-7)	8	\$10,650	CUT	David Lingmerth	70 74	144 (2)	--	--
T3	Scottie Scheffler	62 69 69 66	266 (-18)	78	\$146,438	T41	Kristoffer Ventura	70 70 70 67	277 (-7)	8	\$10,650	CUT	Fred Funk	72 72	144 (2)	--	--
T3	Hank Lebioda	66 70 67 63	266 (-18)	78	\$146,438	T41	Ajrun Atwal	69 69 69 70	277 (-7)	8	\$10,650	CUT	Davis Love III	73 71	144 (2)	--	--
T3	Aaron Wise	67 65 69 65	266 (-18)	78	\$146,438	T48	Cameron Percy	69 70 70 69	278 (-6)	6	\$8,010	CUT	Guy Boros	71 73	144 (2)	--	--
7	Fabián Gómez	67 69 66 65	267 (-17)	55	\$101,250	T48	Tim Wilkinson	69 69 70 70	278 (-6)	6	\$8,010	CUT	Mike Weir	72 72	144 (2)	--	--
T8	David Hearn	67 68 68 66	269 (-15)	45	\$87,750	T48	Roberto Diaz	70 70 71 67	278 (-6)	--	\$8,010	CUT	Tim Herron	73 71	144 (2)	--	--
T8	Wes Roach	63 69 69 68	269 (-15)	45	\$87,750	T51	Brian Stuard	70 70 70 69	279 (-5)	5	\$7,440	CUT	Heath Slocum	75 69	144 (2)	--	--
T8	Ryan Armour	70 66 65 68	269 (-15)	45	\$87,750	T51	Ryan Brehm	68 68 71 72	279 (-5)	5	\$7,440	CUT	Jason Bohn	74 70	144 (2)	--	--
T11	Josh Teater	72 67 67 64	270 (-14)	34	\$66,750	T53	Scott Harrington	73 67 70 70	280 (-4)	4	\$7,095	CUT	Eric Axley	69 75	144 (2)	--	--
T11	Bo Hoag	64 71 64 71	270 (-14)	34	\$66,750	T53	Michael Gligic	71 66 72 71	280 (-4)	4	\$7,095	CUT	J.J. Henry	69 75	144 (2)	--	--
T11	Russell Knox	64 69 68 69	270 (-14)	34	\$66,750	T53	Derek Ernst	71 69 71 69	280 (-4)	4	\$7,095	CUT	George McNeill	74 71	145 (3)	--	--
T11	Shawn Stefani	69 66 67 68	270 (-14)	34	\$66,750	T53	Ricky Barnes	69 71 70 70	280 (-4)	4	\$7,095	CUT	Graham DeLaet	76 69	145 (3)	--	--
T15	Alex Noren	69 67 68 67	271 (-13)	30	\$51,750	57	Zac Blair	70 68 70 73	281 (-3)	3	\$6,930	CUT	Cameron Davis	71 74	145 (3)	--	--
T15	Kramer Hickok	68 69 66 68	271 (-13)	30	\$51,750	T58	Kyoung-Hoon Lee	69 69 75 69	282 (-2)	3	\$6,780	CUT	Johnson Wagner	73 72	145 (3)	--	--
T15	Denny McCarthy	67 71 65 68	271 (-13)	30	\$51,750	T58	Ted Purdy	69 71 73 69	282 (-2)	3	\$6,780	CUT	Kevin Stadler	69 77	146 (4)	--	--
T18	Boo Weekley	66 66 74 66	272 (-12)	27	\$38,350	T58	Sangmoon Bae	69 67 75 71	282 (-2)	3	\$6,780	CUT	Cameron Beckman	76 70	146 (4)	--	--
T18	Ben Crane	68 67 68 69	272 (-12)	27	\$38,350	T58	Alex Cejka	68 70 72 72	282 (-2)	3	\$6,780	CUT	Frank Lickliter II	78 69	147 (5)	--	--
T18	Rafael Campos	66 70 69 67	272 (-12)	27	\$38,350	T62	John Senden	65 71 73 74	283 (-1)	3	\$6,600	CUT	Gary Nicklaus	71 76	147 (5)	--	--
T18	Scott Stallings	66 70 69 67	272 (-12)	27	\$38,350	T62	Chase Seifert	67 73 70 73	283 (-1)	3	\$6,600	CUT	John Rollins	79 68	147 (5)	--	--
T18	Lanto Griffin	71 66 68 67	272 (-12)	27	\$38,350	64	Robert Garrigus	69 69 73 73	284 (0)	3	\$6,510	CUT	Michael Gellerman	70 77	147 (5)	--	--
T18	Tyler Duncan	70 68 67 67	272 (-12)	27	\$38,350	65	Parker McLachlin	72 67 74 73	286 (2)	2	\$6,450	CUT	Daniel Augustus IV	73 74	147 (5)	--	--
T24	Beau Hossler	66 68 74 65	273 (-11)	22	\$25,725	66	Charles Franco	67 72 75 74	288 (4)	2	\$6,390	CUT	Daniel Chopra	74 74	148 (6)	--	--
T24	D.J. Trahan	71 68 66 68	273 (-11)	22	\$25,725	CUT	Chad Campbell	69 72	141 (-1)	--	--	CUT	Paul Stankowski	75 73	148 (6)	--	--
T24	John Merrick	67 69 70 67	273 (-11)	22	\$25,725	CUT	Brett Quigley	69 72	141 (-1)	--	--	CUT	Bo Van Pelt	73 75	148 (6)	--	--
T24	Rob Oppenheim	64 70 73 66	273 (-11)	22	\$25,725	CUT	Mark Wilson	70 71	141 (-1)	--	--	CUT	Spike McRoy	76 73	149 (7)	--	--
T28	Nelson Ledesma	67 69 72 66	274 (-10)	18	\$21,450	CUT	Brendon de Jonge	70 71	141 (-1)	--	--	CUT (A)	Jaryd Dillas	76 73	149 (7)	--	--
T28	Henrik Norlander	68 69 70 67	274 (-10)	18	\$21,450	CUT	Charlie Beljan	70 71	141 (-1)	--	--	CUT	Taylor Funk	77 74	151 (9)	--	--
T28	Ben Taylor	70 68 70 66	274 (-10)	18	\$21,450	CUT	Ollie Schniederjans	73 68	141 (-1)	--	--	CUT	Jonathan Kaye	79 72	151 (9)	--	--
T31	Chris Baker	66 68 71 70	275 (-9)	15	\$18,338	CUT	Sepp Straka	70 72	142 (0)	--	--	CUT	Roberto Castro	78 73	151 (9)	--	--
T31	Joseph Bramlett	67 70 70 68	275 (-9)	15	\$18,338	CUT	Doug Ghim	71 71	142 (0)	--	--	CUT	Robby Shelton	76 76	152 (10)	--	--
T31	Seamus Power	70 67 72 66	275 (-9)	15	\$18,338	CUT	Michael Sims	72 70	142 (0)	--	--	CUT (A)	Kenny Lescur	77 75	152 (10)	--	--
T31	Rod Pampling	70 69 65 71	275 (-9)	15	\$18,338	CUT	Brian Davis	73 69	142 (0)	--	--	CUT	Will MacKenzie	75 78	153 (11)	--	--
T35	Sebastian Cappelen	68 69 73 66	276 (-8)	12	\$14,625	CUT	Robert Allenby	71 71	142 (0)	--	--	CUT	Dwayne Pearnan	80 79	159 (17)	--	--
T35	Robert Streb	68 70 68 70	276 (-8)	12	\$14,625	CUT	Sam Ryder	73 69	142 (0)	--	--	W/D	Anirban Lahiri	66 73	139 (-3)	--	--
T35	Dominic Bozzelli	69 71 68 68	276 (-8)	12	\$14,625	CUT	Patrick Rodgers	69 73	142 (0)	--	--						
T35	Rhein Gibson	68 69 67 72	276 (-8)	12	\$14,625	CUT	Vince Covello	71 71	142 (0)	--	--						
T35	Maverick McNealy	71 66 70 69	276 (-8)	12	\$14,625	CUT	Tommy Gainey	69 73	142 (0)	--	--						
T35	Doc Redman	69 70 66 71	276 (-8)	12	\$14,625	CUT	Jonathan Byrd	72 71	143 (1)	--	--						
T41	Patrick Fishburn	66 71 71 69	277 (-7)	--	\$10,650	CUT	Branden Grace	71 72	143 (1)	--	--						
T41	Chip McDaniel	70 67 69 71	277 (-7)	--	\$10,650	CUT	Zack Sucher	73 70	143 (1)	--	--						

Notes

Brendon Todd shot a final-round 62 to win the inaugural Bermuda Championship by four strokes over Harry Higgs, earning his second career PGA TOUR victory and first since the 2014 AT&T Byron Nelson. Todd held a share of the 36-hole lead, improving to 2-for-2 in his career converting the 36-hole lead/co-lead to victory.

Brendon Todd trailed by two strokes entering the final round, the largest deficit faced by a winner with one round to play since J.T. Poston at the 2019 Wyndham Championship (3).

Brendon Todd's final-round 62 represented the lowest final-round score by a winner since Rory McIlroy at the 2019 RBC Canadian Open (61).

With seven consecutive birdies in the final round, Brendon Todd earned the longest such streak on TOUR since Kevin Chappell at 2019 A Military Tribute at The Greenbrier (9).

In his sixth career start on TOUR, Harry Higgs finished second to Brendon Todd at 20-under 264. Higgs held a share of the 36-hole lead and a two-stroke 54-hole lead. He led the field in Scrambling at 95.65 percent (22/23) and co-led the field in Par-4 Scoring Average (3.73).

Brian Gay finished T3, his best result in an individual stroke-play event since The 2017 RSM Classic (3rd).

Hank Lebioda earned his first career top-10 in an individual stroke-play event with a T3. Lebioda's final-round 63 marked first career sub-64 score on TOUR.

Scottie Scheffler carded four scores in the 60s to finish T3. Scheffler opened with a 62 to hold the first 18-hole lead of his career and held a share of the lead through two rounds, falling to 0-for-2 in his career in converting the 36-hole lead/co-lead to victory.

With a T3, Aaron Wise earned his best result since winning the 2018 AT&T Byron Nelson. Wise carded multiple scores of 65 or better for the fourth time in his career (65/R2, 65/R4).

Tournament History

End Date	Purse	Winner	Score	Runner-Up	Earnings	Location (Par/Yards)
Bermuda Championship						
11/3/2019	\$3,000,000	Brendon Todd	260 (-24)	Harry Higgs - 264 (-20)	\$540,000	Port Royal GC, (71/6,828)

* indicates playoff

WEATHER: Thursday: Mostly cloudy. High of 77. Wind E 12-22 mph. **Friday:** Partly cloudy. High of 78. Wind SE 10-18 mph. **Saturday:** Mostly sunny. High of 79. Wind ESE 10-16 mph. **Sunday:** Mostly cloudy. High of 78. Wind NW 5-10 mph.

Tournament Record: 260

Brendon Todd (2020)

Port Royal GC: 62

Brendon Todd (2020), Scottie Scheffler (2020)

Houston Open

Humble, Texas • October 10-13, 2019

GC of Houston

Par/Yards: 36-36--72 | 7,441



FedExCup Points (first): 500



Winner: Lanto Griffin

FedExCup Points: 500
66-74-65-69 274 (-14) | \$1,350,000

Leaders

Round 1

Talor Gooch	64 (-8)
Austin Cook	64 (-8)
Sepp Straka	65 (-7)
Tyler McCumber	66 (-6)
Lanto Griffin	66 (-6)
Russell Henley	66 (-6)

Round 2

Peter Malnati	134 (-10)
Talor Gooch	136 (-8)
Sepp Straka	136 (-8)
Scott Harrington	136 (-8)
Carlos Ortiz	137 (-7)
Mark Hubbard	137 (-7)
Wes Roach	137 (-7)
Lanto Griffin	140 (-4)

Round 3

Lanto Griffin	205 (-11)
Mark Hubbard	206 (-10)
Beau Hossler	207 (-9)
Peter Malnati	207 (-9)
Cameron Tringale	207 (-9)

Order of Finish (cut: 36 HOLES: 77 professionals and 1 amateur at E(144) or better.)

Pos	Player	Scores	Total	FedExCup Points	Earnings	Pos	Player	Scores	Total	FedExCup Points	Earnings	Pos	Player	Scores	Total	FedExCup Points	Earnings
1	Lanto Griffin	66 74 65 69	274 (-14)	500	\$1,350,000	T45	Lucas Bjerregaard	70 73 70 72	285 (-3)	10	\$21,825	CUT	Henrik Stenson	72 74	146 (2)	--	--
T2	Scott Harrington	69 67 72 67	275 (-13)	245	\$667,500	T51	Bo Hoag	72 71 70 73	286 (-2)	7	\$18,263	CUT	Daniel Chopra	72 74	146 (2)	--	--
T2	Mark Hubbard	68 69 69 69	275 (-13)	245	\$667,500	T51	Braden Bailey	67 74 72 73	286 (-2)	--	\$18,263	CUT	Aaron Baddeley	72 75	147 (3)	--	--
T4	Talor Gooch	64 72 72 69	277 (-11)	104	\$286,875	T51	Patrick Rodgers	69 70 76 71	286 (-2)	7	\$18,263	CUT	Jason Dufner	73 74	147 (3)	--	--
T4	Sepp Straka	65 71 72 69	277 (-11)	104	\$286,875	T51	Michael Gellerman	72 72 71 71	286 (-2)	7	\$18,263	CUT	Jhonattan Vegas	71 76	147 (3)	--	--
T4	Harris English	70 72 69 66	277 (-11)	104	\$286,875	T55	Ben Taylor	71 73 70 73	287 (-1)	6	\$17,400	CUT	Tom Hoge	70 77	147 (3)	--	--
T4	Carlos Ortiz	70 67 71 69	277 (-11)	104	\$286,875	T55	Rich Beem	69 71 76 71	287 (-1)	6	\$17,400	CUT	Vince Covello	73 74	147 (3)	--	--
T4	Xinjun Zhang	67 76 68 66	277 (-11)	104	\$286,875	T55	John Huh	67 72 74 74	287 (-1)	6	\$17,400	CUT	Scott Stallings	72 75	147 (3)	--	--
T9	Bud Cauley	72 69 70 67	278 (-10)	73	\$196,875	T55	Mackenzie Hughes	68 71 74 74	287 (-1)	6	\$17,400	CUT	Richy Werenski	72 75	147 (3)	--	--
T9	Chad Campbell	70 72 68 68	278 (-10)	73	\$196,875	T59	Rafael Campos	69 74 72 73	288 (0)	5	\$16,950	CUT	Tom Lewis	70 77	147 (3)	--	--
T9	Stewart Cink	70 68 71 69	278 (-10)	73	\$196,875	T59	Dominic Bozzelli	75 69 74 70	288 (0)	5	\$16,950	CUT	George Cunningham	72 76	148 (4)	--	--
T9	Denny McCarthy	71 72 66 69	278 (-10)	73	\$196,875	T61 (A)	Cole Hammer	67 77 72 73	289 (1)	--	--	CUT	Mark Anderson	75 73	148 (4)	--	--
T13	Doc Redman	71 72 69 67	279 (-9)	56	\$142,500	T61	Russell Henley	66 77 77 69	289 (1)	4	\$16,500	CUT	Keegan Bradley	76 72	148 (4)	--	--
T13	Cameron Tringale	68 71 68 72	279 (-9)	56	\$142,500	T61	Seamus Power	67 76 74 72	289 (1)	4	\$16,500	CUT	Harry Higgs	73 75	148 (4)	--	--
T13	Beau Hossler	70 69 68 72	279 (-9)	56	\$142,500	T61	Chris Stroud	73 70 72 74	289 (1)	4	\$16,500	CUT	Tim Herron	72 76	148 (4)	--	--
T13	Bronson Burgoon	69 73 71 66	279 (-9)	56	\$142,500	T61	J.J. Henry	74 67 73 75	289 (1)	4	\$16,500	CUT	Brian Harman	72 76	148 (4)	--	--
T17	Brandon Wu	69 70 69 72	280 (-8)	--	\$110,625	T66	George McNeill	72 72 72 74	290 (2)	4	\$15,900	CUT	Ted Potter, Jr.	73 76	149 (5)	--	--
T17	Maverick McNealy	68 74 73 65	280 (-8)	48	\$110,625	T66	Shawn Stefani	72 72 73 73	290 (2)	4	\$15,900	CUT	Sangmoon Bae	73 76	149 (5)	--	--
T17	Austin Cook	64 74 70 72	280 (-8)	48	\$110,625	T66	Sebastian Cappelletti	74 68 75 73	290 (2)	4	\$15,900	CUT	Ben Crane	74 75	149 (5)	--	--
T17	Peter Malnati	69 65 73 73	280 (-8)	48	\$110,625	T66	Jeremy Gandon	68 76 73 73	290 (2)	--	\$15,900	CUT	John Senden	72 77	149 (5)	--	--
T21	Boo Weekley	70 73 71 67	281 (-7)	42	\$88,125	T70	Chandler Phillips	73 71 71 76	291 (3)	--	\$15,375	CUT	Michael Perras	72 77	149 (5)	--	--
T21	Kyle Stanley	70 71 70 70	281 (-7)	42	\$88,125	T70	Graham DeLaet	73 71 77 70	291 (3)	3	\$15,375	CUT	Brendan Steele	76 73	149 (5)	--	--
T23	James Hahn	69 73 72 68	282 (-6)	36	\$67,125	T70	Robert Garrigus	70 73 73 75	291 (3)	3	\$15,375	CUT	Doug Ghim	74 75	149 (5)	--	--
T23	Ryan Armour	70 74 67 71	282 (-6)	36	\$67,125	73	J.J. Spaun	70 74 78 72	294 (6)	3	\$15,075	CUT	Roger Sloan	75 75	150 (6)	--	--
T23	Andy Zhang	68 73 73 68	282 (-6)	--	\$67,125	T74	Nelson Ledesma	71 69 80 75	295 (7)	3	\$14,850	CUT	John Merrick	71 79	150 (6)	--	--
T23	Kramer Hickok	68 73 69 72	282 (-6)	36	\$67,125	T74	Joseph Bramlett	69 74 79 73	295 (7)	3	\$14,850	CUT	Bo Van Pelt	70 81	151 (7)	--	--
T23	Cameron Champ	69 75 71 67	282 (-6)	36	\$67,125	76	Rhein Gibson	73 68 77 78	296 (8)	2	\$14,625	CUT	Sam Burns	77 74	151 (7)	--	--
T28	Sebastián Muñoz	70 74 72 67	283 (-5)	22	\$42,482	77	Jim Herman	73 71 77 76	297 (9)	2	\$14,475	CUT	Kristoffer Ventura	77 74	151 (7)	--	--
T28	Sam Ryder	70 69 72 72	283 (-5)	22	\$42,482	78	Bill Haas	72 71 77 78	298 (10)	2	\$14,325	CUT	Daniel Berger	77 75	152 (8)	--	--
T28	Scottie Scheffler	69 74 69 71	283 (-5)	22	\$42,482	CUT	Josh Teater	72 73	145 (1)	--	--	CUT	Cameron Davis	79 73	152 (8)	--	--
T28	Wes Roach	69 68 72 74	283 (-5)	22	\$42,482	CUT	D.A. Points	71 74	145 (1)	--	--	CUT	John Rollins	75 77	152 (8)	--	--
T28	Tyler McCumber	66 74 73 70	283 (-5)	22	\$42,482	CUT	Scott Brown	76 69	145 (1)	--	--	CUT	Robert Allenby	76 76	152 (8)	--	--
T28	Zac Blair	68 76 72 67	283 (-5)	22	\$42,482	CUT	Peter Uihlein	71 74	145 (1)	--	--	CUT	Arjun Atwal	73 80	153 (9)	--	--
T28	Michael Gligic	67 75 74 67	283 (-5)	22	\$42,482	CUT	Michael Thompson	72 73	145 (1)	--	--	CUT	Hunter Mahan	74 79	153 (9)	--	--
T28	Nick Watney	67 73 74 69	283 (-5)	22	\$42,482	CUT	Chase Seiffert	73 72	145 (1)	--	--	CUT	Tommy Gainey	78 75	153 (9)	--	--
T28	Luke List	71 73 73 66	283 (-5)	22	\$42,482	CUT	Tyler Duncan	70 75	145 (1)	--	--	CUT	Robby Shelton	76 77	153 (9)	--	--
T28	Ricky Barnes	71 73 73 66	283 (-5)	22	\$42,482	CUT	Matthew NeSmith	74 72	146 (2)	--	--	CUT	Chris Baker	78 77	155 (11)	--	--
T28	Russell Knox	71 70 71 71	283 (-5)	22	\$42,482	CUT	Derek Ernst	71 75	146 (2)	--	--	CUT	Jonathan Byrd	78 78	156 (12)	--	--
T28	Brendon Todd	76 67 74 66	283 (-5)	22	\$42,482	CUT	Hank Lebioda	74 72	146 (2)	--	--	CUT	Martin Trainer	75 83	158 (14)	--	--
T28	Matt Every	70 72 70 71	283 (-5)	22	\$42,482	CUT	Logan McCracken	71 75	146 (2)	--	--	CUT	Zack Sacher	74 86	160 (16)	--	--
T28	Robert Streb	72 68 72 71	283 (-5)	22	\$42,482	CUT	Kevin Chappell	74 72	146 (2)	--	--	W/D	Alex Cejka	71	71 (-1)	--	--
T42	Brice Garnett	71 72 70 71	284 (-4)	13	\$28,125	CUT	Patton Kizzire	71 75	146 (2)	--	--	W/D	Matt Jones	73	73 (1)	--	--
T42	Martin Laird	70 73 74 67	284 (-4)	13	\$28,125	CUT	David Lingmerth	71 75	146 (2)	--	--	W/D	Brandon Hagy	77	77 (5)	--	--
T42	Brian Gay	69 74 69 72	284 (-4)	13	\$28,125	CUT	Andrew Landry	74 72	146 (2)	--	--	W/D	Grayson Murray	79	79 (7)	--	--
T45	D.J. Trahan	73 70 71 71	285 (-3)	10	\$21,825	CUT	David Hearn	72 74	146 (2)	--	--	W/D	Michael Kim	81	81 (9)	--	--
T45	Rob Oppenheim	71 73 72 69	285 (-3)	10	\$21,825	CUT	Johnson Wagner	71 75	146 (2)	--	--						
T45	Roberto Castro	73 69 72 71	285 (-3)	10	\$21,825	CUT	Omar Uresti	75 71	146 (2)	--	--						
T45	Ryan Brehm	72 72 71 70	285 (-3)	10	\$21,825	CUT	Dawie van der Walt	74 72	146 (2)	--	--						
T45	Henrik Norlander	68 76 69 72	285 (-3)	10	\$21,825	CUT	Parker McLachlin	70 76	146 (2)	--	--						

Notes

Lanto Griffin won the Houston Open by one shot over Scott Harrington and Mark Hubbard, earning his first career victory on the PGA TOUR after previous wins on PGA TOUR Latinoamérica and the Korn Ferry Tour. Griffin won in his 33rd career start at the age of 31 years, 120 days.

Lanto Griffin led by one stroke entering the final round, becoming the fifth consecutive PGA TOUR winner to hold at least a share of the lead through 54 holes. The last time the first five events of the season were won by the leader/co-leader entering the final round was 1990. Griffin became the eighth third-round leader/co-leader to win the Houston Open since the move to the Tournament Course at the Golf Club of Houston in 2006.

The win was the first top-10 of Lanto Griffin's career. The last player to win after entering the week with no career top-10s was Dylan Frittelli at the 2019 John Deere Classic.

Lanto Griffin became the first player to win after recording at least one score of 74 or higher (74/R2) since Brooks Koepka at the 2019 PGA Championship.

With the win, Lanto Griffin earned 500 FedExCup points and moved to No. 1 in the FedExCup standings. It marked the first time in his career that he cracked the top 10 in the FedExCup standings.

All of the top-three finishers (Lanto Griffin/Won, Scott Harrington/T2, Mark Hubbard/T2) earned their 2019-20 PGA TOUR cards through the Korn Ferry Tour.

Runner-up Mark Hubbard was the only player in the field to record four scores in the 60s. He played the par-3s in 4-under, tied with Stewart Cink for best in the field.

Scott Harrington earned the first top-two finish of his career and co-led the field in Greens in Regulation Percentage (81.94%) with Harris English.

Houston native and University of Texas sophomore Cole Hammer finished T61 in his second career TOUR start.

The par-4 18th at the Golf Club of Houston played to an average of 0.501 strokes over par, becoming the first hole on the PGA TOUR to average more than a half a stroke over par in a single event since the 2018 U.S. Open.

2018 champion Ian Poulter did not compete.

WEATHER: Thursday: Partly cloudy. High of 91. Wind SSE 7-14 mph, with gusts to 20 mph. **Friday:** Showers and isolated thunderstorms in the morning. High of 75. Mostly cloudy in the afternoon with temperatures in the low 50s. Wind NNW 15-20, with gusts to 30 mph. The second round was suspended at 8:54 a.m. C.T. due to a dangerous weather situation. The round resumed at 11 a.m. with a total delay of two hours and six minutes. Due to darkness, the second round was suspended for the day at 6:56 p.m. C.T. with 59 players yet to complete the second round. **Saturday:** The second round resumed at 8 a.m. and was completed at 10:40 a.m. Mix of sun and clouds. High of 69. Wind NNE 10-15 mph. **Sunday:** Mostly cloudy. High of 78. Wind ENE 5-10 mph.

Tournament Record: 266

Vijay Singh (2002), Curtis Strange (1980), Lee Trevino (1980)

GC of Houston: 63

Sung Kang (2017), Scott Piercy (2015), Phil Mickelson (2011), Jimmy Walker (2011), Adam Scott (2008), Johnson Wagner (2008)

Other Course: 62

Fred Funk (1992) - TPC Woodlands, Ron Streck (1981) - Woodlands CC

Tournament History

End Date	Purse	Winner	Score	Runner-Up	Earnings	Location (Par/Yards)
Houston Open						
10/13/2019	\$7,500,000	Lanto Griffin	274 (-14)	Scott Harrington - 275 (-13) Mark Hubbard - 275 (-13)	\$1,350,000	GC of Houston, Humble, TX (72/7,441)
4/1/2018	\$7,000,000	Ian Poulter *	269 (-19)	Beau Hossler - 269 (-19)	\$1,260,000	GC of Houston, Humble, TX (72/7,441)
Shell Houston Open						
4/2/2017	\$7,000,000	Russell Henley	268 (-20)	Sung Kang - 271 (-17)	\$1,260,000	GC of Houston, Humble, TX (72/7,441)
4/3/2016	\$6,800,000	Jim Herman	273 (-15)	Henrik Stenson - 274 (-14)	\$1,224,000	GC of Houston, Humble, TX (72/7,441)
4/5/2015	\$6,600,000	J.B. Holmes *	272 (-16)	Johnson Wagner - 272 (-16) Jordan Spieth - 272 (-16)	\$1,188,000	GC of Houston, Humble, TX (72/7,441)
4/6/2014	\$6,400,000	Matt Jones *	273 (-15)	Matt Kuchar - 273 (-15)	\$1,152,000	GC of Houston, Humble, TX (72/7,441)
3/31/2013	\$6,200,000	D.A. Points	272 (-16)	Henrik Stenson - 273 (-15) Billy Horschel - 273 (-15)	\$1,116,000	Redstone GC (Tournament), Humble, TX (72/7,441)
4/1/2012	\$6,000,000	Hunter Mahan	272 (-16)	Carl Pettersson - 273 (-15)	\$1,080,000	Redstone GC (Tournament), Humble, TX (72/7,457)
4/3/2011	\$5,900,000	Phil Mickelson	268 (-20)	Scott Verplank - 271 (-17) Chris Kirk - 271 (-17)	\$1,062,000	Redstone GC (Tournament), Humble, TX (72/7,457)
4/4/2010	\$5,800,000	Anthony Kim *	276 (-12)	Vaughn Taylor - 276 (-12)	\$1,044,000	Redstone GC (Tournament), Humble, TX (72/7,457)
4/5/2009	\$5,700,000	Paul Casey *	277 (-11)	J.B. Holmes - 277 (-11)	\$1,026,000	Redstone GC (Tournament), Humble, TX (72/7,457)
4/6/2008	\$5,600,000	Johnson Wagner	272 (-16)	Chad Campbell - 274 (-14) Geoff Ogilvy - 274 (-14)	\$1,008,000	Redstone GC (Tournament), Humble, TX (72/7,457)
4/1/2007	\$5,500,000	Adam Scott	271 (-17)	Stuart Appleby - 274 (-14) Bubba Watson - 274 (-14)	\$990,000	Redstone GC (Tournament), Humble, TX (72/7,457)
4/23/2006	\$5,500,000	Stuart Appleby	269 (-19)	Bob Estes - 275 (-13)	\$990,000	Redstone GC (Tournament), Humble, TX (72/7,457)
4/24/2005	\$5,000,000	Vijay Singh *	275 (-13)	John Daly - 275 (-13)	\$900,000	Redstone GC (Fall Creek), Humble, TX (72/7,508)
4/25/2004	\$5,000,000	Vijay Singh	277 (-11)	Scott Hoch - 279 (-9)	\$900,000	Redstone GC (Fall Creek), Humble, TX (72/7,508)
4/27/2003	\$4,500,000	Fred Couples	267 (-21)	Mark Calcavecchia - 271 (-17) Stuart Appleby - 271 (-17) Hank Kuehne - 271 (-17)	\$810,000	Redstone GC (Fall Creek), Humble, TX (72/7,508)
3/31/2002	\$4,000,000	Vijay Singh	266 (-22)	Darren Clarke - 272 (-16)	\$720,000	TPC Woodlands, The Woodlands, TX (72/7,018)
4/22/2001	\$3,400,000	Hal Sutton	278 (-10)	Lee Janzen - 281 (-7) Joe Durant - 281 (-7)	\$612,000	TPC Woodlands, The Woodlands, TX (72/7,018)
4/30/2000	\$2,800,000	Robert Allenby *	275 (-13)	Craig Stadler - 275 (-13)	\$504,000	TPC Woodlands, The Woodlands, TX (72/7,018)
5/2/1999	\$2,500,000	Stuart Appleby	279 (-9)	John Cook - 280 (-8) Hal Sutton - 280 (-8)	\$450,000	TPC Woodlands, The Woodlands, TX (72/7,042)
5/3/1998	\$2,000,000	David Duval	276 (-12)	Jeff Maggert - 277 (-11)	\$360,000	TPC Woodlands, The Woodlands, TX (72/7,042)
5/4/1997	\$1,600,000	Phil Blackmar *	276 (-12)	Kevin Sutherland - 276 (-12)	\$288,000	TPC Woodlands, The Woodlands, TX (72/7,042)
5/5/1996	\$1,500,000	Mark Brooks *	274 (-14)	Jeff Maggert - 274 (-14)	\$270,000	TPC Woodlands, The Woodlands, TX (72/7,042)
4/30/1995	\$1,400,000	Payne Stewart *	276 (-12)	Scott Hoch - 276 (-12)	\$252,000	TPC Woodlands, The Woodlands, TX (72/7,042)
5/1/1994	\$1,300,000	Mike Heinen	272 (-16)	Tom Kite - 275 (-13) Jeff Maggert - 275 (-13) Hal Sutton - 275 (-13)	\$234,000	TPC Woodlands, The Woodlands, TX (72/7,042)
5/2/1993	\$1,300,000	Jim McGovern *	199 (-17)	John Huston - 199 (-17)	\$234,000	TPC Woodlands, The Woodlands, TX (72/7,042)
5/3/1992	\$1,200,000	Fred Funk	272 (-16)	Kirk Triplett - 274 (-14)	\$216,000	TPC Woodlands, The Woodlands, TX (72/7,042)
Independent Insurance Agent Open						
10/27/1991	\$800,000	Fulton Allem	273 (-15)	Billy Ray Brown - 274 (-14) Mike Hulbert - 274 (-14) Tom Kite - 274 (-14)	\$144,000	TPC Woodlands, The Woodlands, TX (72/7,042)
4/1/1990	\$1,000,000	Tony Sills *	204 (-12)	Gil Morgan - 204 (-12)	\$180,000	TPC Woodlands, The Woodlands, TX (72/7,042)
4/2/1989	\$800,000	Mike Sullivan	280 (-8)	Craig Stadler - 281 (-7)	\$144,000	TPC Woodlands, The Woodlands, TX (72/7,042)
5/1/1988	\$700,000	Curtis Strange *	270 (-18)	Greg Norman - 270 (-18)	\$126,000	TPC Woodlands, The Woodlands, TX (72/7,042)
Big "I" Houston Open						
4/26/1987	\$600,000	Jay Haas *	276 (-12)	Buddy Gardner - 276 (-12)	\$108,000	TPC Woodlands, The Woodlands, TX (72/7,042)
Houston Open						
4/27/1986	\$500,000	Curtis Strange *	274 (-14)	Calvin Peete - 274 (-14)	\$90,000	TPC Woodlands, The Woodlands, TX (72/7,045)
4/28/1985	\$500,000	Raymond Floyd	277 (-11)	David Frost - 278 (-10) Bob Lohr - 278 (-10)	\$90,000	TPC Woodlands, The Woodlands, TX (72/7,042)
Houston Coca-Cola Open						
4/29/1984	\$500,000	Corey Pavin	274 (-10)	Buddy Gardner - 275 (-9)	\$90,000	Woodlands CC, The Woodlands, TX (71/7,031)
5/8/1983	\$400,000	David Graham	275 (-9)	Lee Elder - 280 (-4) Jim Thorpe - 280 (-4) Lee Trevino - 280 (-4)	\$72,000	Woodlands CC, The Woodlands, TX (71/7,031)
Michelob-Houston Open						
5/9/1982	\$350,000	Ed Sneed *	275 (-9)	Bob Shearer - 275 (-9)	\$63,000	Woodlands CC, The Woodlands, TX (71/7,031)
5/3/1981	\$267,461	Ron Streck	198 (-15)	Hale Irwin - 201 (-12) Jery Pate - 201 (-12)	\$47,250	Woodlands CC, The Woodlands, TX (71/7,071)
5/4/1980	\$350,000	Curtis Strange *	266 (-18)	Lee Trevino - 266 (-18)	\$63,000	Woodlands CC, The Woodlands, TX (71/6,918)
Houston Open						
5/6/1979	\$300,000	Wayne Levi	268 (-16)	Michael Brannan - 270 (-14)	\$54,000	Woodlands CC, The Woodlands, TX (71/6,918)
4/23/1978	\$200,000	Gary Player	270 (-14)	Andy Bean - 271 (-13)	\$40,000	Woodlands CC, The Woodlands, TX (71/6,997)
5/1/1977	\$200,000	Gene Littler	276 (-8)	Lanny Wadkins - 279 (-5)	\$40,000	Woodlands CC, The Woodlands, TX (71/6,997)
5/2/1976	\$200,000	Lee Elder	278 (-6)	Forrest Fezler - 279 (-5)	\$40,000	Woodlands CC, The Woodlands, TX (71/6,997)
5/4/1975	\$150,000	Bruce Crampton	273 (-11)	Gil Morgan - 275 (-9)	\$30,000	Woodlands CC, The Woodlands, TX (71/6,929)
5/12/1974	\$150,000	Dave Hill	276 (-12)	Rod Curl - 277 (-11) Steve Melnyk - 277 (-11) Andy North - 277 (-11)	\$30,000	Quail Valley GC, Missouri City, TX (72/6,905)
5/6/1973	\$205,000	Bruce Crampton	277 (-11)	Dave Stockton - 278 (-10)	\$41,000	Quail Valley GC, Missouri City, TX (72/6,905)
5/7/1972	\$125,000	Bruce Devlin	278 (-10)	Tommy Aaron - 280 (-8) Lou Graham - 280 (-8) Doug Sanders - 280 (-8)	\$25,000	Westwood CC, Houston, TX (72/6,998)
Houston Champions International						
5/16/1971	\$125,000	Hubert Green *	280 (-4)	Don January - 280 (-4)	\$25,000	Champions GC, Houston, TX (71/7,166)
5/10/1970	\$115,000	Gibby Gilbert *	282 (-2)	Bruce Crampton - 282 (-2)	\$23,000	Champions GC, Houston, TX (71/7,166)
5/5/1968	\$100,000	Roberto De Vicenzo	274 (-10)	Lee Trevino - 275 (-9)	\$20,000	Champions GC, Houston, TX (71/7,166)
5/7/1967	\$115,000	Frank Beard	274 (-10)	Arnold Palmer - 275 (-9)	\$23,000	Champions GC, Houston, TX (71/7,166)
11/20/1966	\$110,000	Arnold Palmer	275 (-9)	Gardner Dickinson - 276 (-8)	\$21,000	Champions GC, Houston, TX (71/7,166)
Houston Classic						
4/18/1965	\$75,000	Bobby Nichols	273 (-11)	Bruce Devlin - 274 (-10) Chi Chi Rodriguez - 274 (-10)	\$12,000	Sharpstown CC, Houston, TX (71/7,021)
4/19/1964	\$57,500	Mike Souchak	278 (-6)	Jack Nicklaus - 279 (-5)	\$7,619.05	Sharpstown CC, Houston, TX (71/7,021)
4/21/1963	\$50,000	Bob Charles	268 (-16)	Fred Hawkins - 269 (-15)	\$9,000	Memorial Park GC, Houston, TX (71/7,021)
4/22/1962	\$53,420	Bobby Nichols *	278 (-6)	Jack Nicklaus - 278 (-6) Dan Sikes - 278 (-6)	\$9,000	Memorial Park GC, Houston, TX (71/7,021)
4/23/1961	\$43,570	Jay Hebert *	276 (-8)	Ken Venturi - 276 (-8)	\$7,000	Memorial Park GC, Houston, TX (71/7,021)
5/2/1960	\$36,440	Bill Collins *	280 (-4)	Arnold Palmer - 280 (-4)	\$5,300	Memorial Park GC, Houston, TX (71/7,021)
4/19/1959	\$3,000	Jack Burke, Jr. *	277 (-7)	Julius Boros - 277 (-7)	\$4,300	Memorial Park GC, Houston, TX (71/7,021)
Houston Open						
2/24/1958	\$30,000	Ed Oliver	281 (-3)	Jay Hebert - 282 (-2) Roberto De Vicenzo - 282 (-2)	\$4,300	Memorial Park GC, Houston, TX (71/7,021)
2/25/1957	\$37,100	Arnold Palmer	279 (-5)	Doug Ford - 280 (-4)	\$7,500	Memorial Park GC, Houston, TX (71/7,021)
2/26/1956	\$30,000	Ted Kroll	277 (-7)	Dave Douglas - 280 (-4) Jack Burke, Jr. - 280 (-4)	\$6,000	Memorial Park GC, Houston, TX (71/7,021)
2/27/1955	\$30,000	Mike Souchak	273 (-11)	Jerry Barber - 275 (-9)	\$6,000	Memorial Park GC, Houston, TX (71/7,021)
3/7/1954	\$30,000	Dave Douglas	277 (-7)	Cary Middlecoff - 279 (-5)	\$6,000	Memorial Park GC, Houston, TX (71/7,021)

Tournament History

End Date	Purse	Winner	Score	Runner-Up	Earnings	Location (Par/Yards)
3/1/1953	\$20,000	Cary Middlecoff *	283 (-1)	Jim Ferrier - 283 (-1) Shelley Mayfield - 283 (-1)	\$4,000	Memorial Park GC, Houston, TX (71/7,021)
2/24/1952	\$10,000	Jack Burke, Jr.	277 (-7)	Frank Stranahan - 283 (-1)	\$2,000	Memorial Park GC, Houston, TX (71/7,021)
2/25/1951	\$10,000	Marty Furgol	277 (-7)	Jack Burke, Jr. - 278 (-6)	\$2,000	Memorial Park GC, Houston, TX (71/7,021)
2/26/1950	\$10,000	Cary Middlecoff	277 (-11)	Pete Cooper - 280 (-8)	\$2,000	Brae Burn CC, Houston, TX (72/6,725)
2/20/1949	\$10,000	Johnny Palmer	272 (-16)	Cary Middlecoff - 273 (-15)	\$2,000	Pine Forest CC, Houston, TX (72/6,510)
5/11/1947	\$10,000	Bobby Locke	277	Johnny Palmer - 282 Ellsworth Vines - 282	\$2,000	Memorial Park GC, Houston, TX (71/7,021)
5/12/1946	\$10,000	Byron Nelson	274	Ben Hogan - 276	\$2,000	River Oaks CC, Houston, TX (71/6,588)

* indicates playoff

Masters Tournament

Augusta, Georgia • April 11-14, 2019

Augusta National GC

Par/Yards: 36-36--72 | 7,475



Winner: Tiger Woods

FedExCup Points: 600

70-68-67-70 275 (-13) | \$2,070,000

Leaders

Round 1

Brooks Koepka	66 (-6)
Bryson DeChambeau	66 (-6)
Phil Mickelson	67 (-5)
Ian Poulter	68 (-4)
Dustin Johnson	68 (-4)
Tiger Woods	70 (-2)

Round 2

Adam Scott	137 (-7)
Francesco Molinari	137 (-7)
Louis Oosthuizen	137 (-7)
Jason Day	137 (-7)
Brooks Koepka	137 (-7)
Tiger Woods	138 (-6)

Round 3

Francesco Molinari	203 (-13)
Tiger Woods	205 (-11)
Tony Finau	205 (-11)
Brooks Koepka	206 (-10)
Ian Poulter	207 (-9)
Webb Simpson	207 (-9)

Order of Finish (cut: 36 HOLES: 61 professionals and 4 amateurs at +3 (147) or better.)

Pos	Player	Scores	Total	FedExCup Points	Earnings
1	Tiger Woods	70 68 67 70	275 (-13)	600	\$2,070,000
T2	Dustin Johnson	68 70 70 68	276 (-12)	230	\$858,667
T2	Brooks Koepka	66 71 69 70	276 (-12)	230	\$858,667
T2	Xander Schauffele	73 65 70 68	276 (-12)	230	\$858,667
T5	Francesco Molinari	70 67 66 74	277 (-11)	106	\$403,938
T5	Jason Day	70 67 73 67	277 (-11)	106	\$403,938
T5	Webb Simpson	72 71 64 70	277 (-11)	106	\$403,938
T5	Tony Finau	71 70 64 72	277 (-11)	106	\$403,938
T9	Jon Rahm	69 70 71 68	278 (-10)	82	\$310,500
T9	Patrick Cantlay	73 73 64 68	278 (-10)	82	\$310,500
T9	Rikie Fowler	70 71 68 69	278 (-10)	82	\$310,500
T12	Justin Thomas	73 68 69 70	280 (-8)	65	\$225,400
T12	Justin Harding	69 69 70 72	280 (-8)	65	\$225,400
T12	Bubba Watson	72 72 67 69	280 (-8)	65	\$225,400
T12	Ian Poulter	68 71 68 73	280 (-8)	65	\$225,400
T12	Matt Kuchar	71 69 68 72	280 (-8)	65	\$225,400
T17	Aaron Wise	75 71 68 67	281 (-7)	57	\$184,000
T18	Adam Scott	69 68 72 73	282 (-6)	53	\$161,000
T18	Phil Mickelson	67 73 70 72	282 (-6)	53	\$161,000
T18	Patton Kizzire	70 70 73 69	282 (-6)	53	\$161,000
T21	Lucas Bjerregaard	70 72 69 72	283 (-5)	--	\$107,956
T21	Thorbjørn Olesen	71 71 68 73	283 (-5)	--	\$107,956
T21	Jordan Spieth	75 68 69 71	283 (-5)	42	\$107,956
T21	Kyle Stanley	72 72 70 69	283 (-5)	42	\$107,956
T21	Si Woo Kim	72 72 70 69	283 (-5)	42	\$107,956
T21	Matthew Fitzpatrick	78 67 68 70	283 (-5)	--	\$107,956
T21	Kevin Kisner	69 73 72 69	283 (-5)	42	\$107,956
T21	Rory McIlroy	73 71 71 68	283 (-5)	42	\$107,956
T29	Louis Oosthuizen	71 66 71 76	284 (-4)	32	\$78,200
T29	Charley Hoffman	71 71 72 70	284 (-4)	32	\$78,200
T29	Bryson DeChambeau	66 75 73 70	284 (-4)	32	\$78,200

Pos	Player	Scores	Total	FedExCup Points	Earnings
T32 (A)	Viktor Hovland	72 71 71 71	285 (-3)	--	--
T32	Gary Woodland	70 71 74 70	285 (-3)	26	\$68,042
T32	Hideki Matsuyama	75 70 68 72	285 (-3)	26	\$68,042
T32	Charles Howell III	73 67 76 69	285 (-3)	26	\$68,042
T36	Henrik Stenson	74 72 67 73	286 (-2)	19	\$55,488
T36	Jimmy Walker	72 72 72 70	286 (-2)	19	\$55,488
T36	Rafa Cabrera Bello	73 70 75 68	286 (-2)	19	\$55,488
T36	Patrick Reed	73 70 74 69	286 (-2)	19	\$55,488
T36	Kevin Tway	72 71 70 73	286 (-2)	19	\$55,488
T36	Tommy Fleetwood	71 71 70 74	286 (-2)	19	\$55,488
T36 (A)	Alvaro Ortiz	73 71 73 69	286 (-2)	--	--
T43	Keith Mitchell	72 74 72 69	287 (-1)	14	\$44,850
T43	Haotong Li	72 74 73 68	287 (-1)	--	\$44,850
T43	Keegan Bradley	76 68 71 72	287 (-1)	14	\$44,850
T46	Corey Conners	70 71 71 76	288 (0)	11	\$37,950
T46	Andrew Landry	72 73 73 70	288 (0)	11	\$37,950
T46	Kevin Na	71 73 73 71	288 (0)	11	\$37,950
T49	Marc Leishman	72 72 70 75	289 (1)	10	\$32,430
T49	Kiradech Aphibarnrat	69 72 75 73	289 (1)	10	\$32,430
T51	Eddie Pepperell	74 73 72 71	290 (2)	--	\$28,693
T51	Cameron Smith	70 74 69 77	290 (2)	8	\$28,693
T51	Martin Kaymer	73 74 72 71	290 (2)	8	\$28,693
T51	Trevor Immelman	74 72 75 69	290 (2)	8	\$28,693
55 (A)	Devon Bling	74 73 71 73	291 (3)	--	--
T56	Billy Horschel	72 75 74 71	292 (4)	6	\$26,910
T56	Tyrell Hatton	73 73 72 74	292 (4)	6	\$26,910
T58 (A)	Takumi Kanaya	73 74 68 78	293 (5)	--	--
T58	Branden Grace	72 75 72 74	293 (5)	6	\$26,335
T58	Zach Johnson	74 73 73 73	293 (5)	6	\$26,335
61	Satoshi Kodaira	75 70 73 76	294 (6)	5	\$25,990
T62	Emiliano Grillo	72 75 73 76	296 (8)	5	\$25,415

Pos	Player	Scores	Total	FedExCup Points	Earnings
T62	Bernhard Langer	71 72 75 78	296 (8)	5	\$25,415
T62	J.B. Holmes	70 72 74 80	296 (8)	5	\$25,415
T62	Alex Noren	75 72 75 74	296 (8)	5	\$25,415
CUT	Sandy Lyle	73 75	148 (4)	--	--
CUT	Mike Weir	72 76	148 (4)	--	--
CUT	Stewart Cink	76 72	148 (4)	--	--
CUT	Justin Rose	75 73	148 (4)	--	--
CUT	Danny Willett	75 73	148 (4)	--	--
CUT (A)	Kevin O'Connell	77 71	148 (4)	--	--
CUT	Sergio Garcia	73 75	148 (4)	--	--
CUT	Adam Long	75 74	149 (5)	--	--
CUT	Fred Couples	78 71	149 (5)	--	--
CUT	Brandt Snedeker	75 74	149 (5)	--	--
CUT	Charl Schwartzel	77 72	149 (5)	--	--
CUT	Shugo Imahira	76 74	150 (6)	--	--
CUT	Shane Lowry	78 73	151 (7)	--	--
CUT	Larry Mize	77 74	151 (7)	--	--
CUT	Matt Wallace	75 77	152 (8)	--	--
CUT (A)	Jovan Rebula	73 79	152 (8)	--	--
CUT	Michael Kim	76 78	154 (10)	--	--
CUT	Paul Casey	81 73	154 (10)	--	--
CUT	Ian Woosnam	80 76	156 (12)	--	--
CUT	Vijay Singh	80 76	156 (12)	--	--
CUT	José María Olazábal	78 79	157 (13)	--	--
CUT	Ángel Cabrera	82 75	157 (13)	--	--

Notes

Tiger Woods won the Masters Tournament by one stroke to claim his fifth tournament title, 15th major championship crown and 81st PGA TOUR victory at age 43 years, 3 months, 15 days. With the win, Woods moved within one of Sam Snead's record for PGA TOUR wins and within three of Jack Nicklaus' record 18 major championships.

Only Jack Nicklaus in 1986 (46 years, 2 months, 23 days) had previously won the Masters at an older age than Tiger Woods, the seventh player in his 40s to win the event.

Tiger Woods entered the final round trailing Francesco Molinari by two strokes and had never previously come from behind after 54 holes to win a major.

11 years removed from his win at the 2008 U.S. Open, his most recent major championship, Tiger Woods became the first player since Ben Crenshaw (1984 Masters, 1995 Masters) to go 11 years or more between wins at majors. In addition, Woods recorded the victory 14 years after winning most recently at Augusta National Golf Club, the longest such streak through 83 editions of the event (previous: Gary Player/13).

With his fifth win at the event, Tiger Woods made the Masters the seventh PGA TOUR event at which he has collected five or more victories.

Dustin Johnson recorded his fourth consecutive top-10 at the event, closing with birdies on four of his last six holes to tie Brooks Koepka and Xander Schauffele for second. The T2 represented Johnson's best result in a major championship since winning the 2016 U. S. Open. For the first time in nine starts at the event, Johnson posted four under-par scores.

First- and second-round co-leader Brooks Koepka posted four under-par scores, highlighted by a first-round 66, to earn the runner-up, his first top-10 at the event. He played the par 5s in 13-under, tied with Tony Finau for best in the field.

Xander Schauffele's T2 marked his fourth top-10 result in his eighth major championship start (T2/2019 Masters Tournament, T2/2018 The Open, T6/2018 U.S. Open, T5/2017 U.S. Open). Led the field with 25 birdies, becoming the third player since 1980 to have 25 or more birdies in a single Masters, joining Phil Mickelson (25/2001) and Jordan Spieth (28/2015).

Francesco Molinari shared the 36-hole lead and held a two-stroke 54-hole lead before closing with a 2-over 74 to finish T5. Molinari had never previously finished better than T19 in seven starts at the event. He 49 consecutive holes without a bogey (No. 12/R1 through No. 6/R4), one shy of the tournament record entering the week (50/ Stuart Appleby/2001).

Five players (Jason Day, Brooks Koepka, Francesco Molinari, Louis Oosthuizen and Adam Scott) were tied for the 36-hole lead, the first time in Masters history that more than four shared the second-round lead. All five co-leaders were major championship winners.

Four amateurs advanced to the weekend, the most since 1999 (4). U.S. Amateur champion Viktor Hovland, at 3-under and T32, won the Silver Cup as low amateur, one stroke ahead of Alvaro Ortiz, winner of the 2019 Latin America Amateur and brother of PGA TOUR professional Carlos Ortiz.

For the first time in Masters history, 65 or more players made the cut (61 professionals, four amateurs).

Three 64s were shot in round three (Patrick Cantlay, Tony Finau, Webb Simpson), marking the first time three players had shot 64 or better in a single round at the Masters.

Two players recorded holes-in-one at No. 16 in the final round (Bryson DeChambeau, Justin Thomas), the 30th and 31st aces in tournament history.

WEATHER: Thursday: Partly cloudy. High of 84. Wind SE 10-15 mph. **Friday:** Mostly cloudy with scattered showers. High of 84. Wind SSE 5-10 mph. Play was suspended at 5:05 p.m. due to dangerous weather and resumed at 5:34 p.m., a delay of 29 minutes. **Saturday:** Mostly cloudy. High of 85. Wind SE 5-10 mph. **Sunday:** Cloudy with scattered showers. High of 80. Wind SSE 15-20 mph, with gusts to 25 mph.

Tournament Record: 270

Jordan Spieth (2015), Tiger Woods (1997)

Augusta National GC: 63

Greg Norman (1996), Nick Price (1986)

Tournament History

End Date	Purse	Winner	Score	Runner-Up	Earnings	Location (Par/Yards)
Masters Tournament						
4/14/2019		Tiger Woods	275 (-13)	Dustin Johnson - 276 (-12) Brooks Koepka - 276 (-12) Xander Schauffele - 276 (-12)	\$2,070,000	Augusta National GC, Augusta, GA (72/7,475)
4/8/2018	\$11,000,000	Patrick Reed	273 (-15)	Rickie Fowler - 274 (-14)	\$1,980,000	Augusta National GC, Augusta, GA (72/7,435)
4/9/2017	\$10,000,000	Sergio Garcia *	279 (-9)	Justin Rose - 279 (-9)	\$1,980,000	Augusta National GC, Augusta, GA (72/7,435)
4/10/2016	\$10,000,000	Danny Willett	283 (-5)	Lee Westwood - 286 (-2) Jordan Spieth - 286 (-2)	\$1,800,000	Augusta National GC, Augusta, GA (72/7,435)
4/12/2015	\$10,000,000	Jordan Spieth	270 (-18)	Phil Mickelson - 274 (-14) Justin Rose - 274 (-14)	\$1,800,000	Augusta National GC, Augusta, GA (72/7,435)
4/13/2014	\$9,000,000	Bubba Watson	280 (-8)	Jonas Blixt - 283 (-5) Jordan Spieth - 283 (-5)	\$1,620,000	Augusta National GC, Augusta, GA (72/7,435)
4/14/2013	\$8,000,000	Adam Scott *	279 (-9)	Ángel Cabrera - 279 (-9)	\$1,440,000	Augusta National GC, Augusta, GA (72/7,435)
4/8/2012	\$8,000,000	Bubba Watson *	278 (-10)	Louis Oosthuizen - 278 (-10)	\$1,440,000	Augusta National GC, Augusta, GA (72/7,435)
4/10/2011	\$7,500,000	Charl Schwartzel	274 (-14)	Adam Scott - 276 (-12) Jason Day - 276 (-12)	\$1,440,000	Augusta National GC, Augusta, GA (72/7,435)
4/11/2010	\$7,500,000	Phil Mickelson	272 (-16)	Lee Westwood - 275 (-13)	\$1,350,000	Augusta National GC, Augusta, GA (72/7,435)
4/12/2009	\$7,000,000	Ángel Cabrera *	276 (-12)	Kenny Perry - 276 (-12) Chad Campbell - 276 (-12)	\$1,350,000	Augusta National GC, Augusta, GA (72/7,435)
4/13/2008	\$7,000,000	Trevor Immelman	280 (-8)	Tiger Woods - 283 (-5)	\$1,350,000	Augusta National GC, Augusta, GA (72/7,445)
4/8/2007	\$7,000,000	Zach Johnson	289 (1)	Tiger Woods - 291 (3) Retief Goosen - 291 (3) Rory Sabbatini - 291 (3)	\$1,305,000	Augusta National GC, Augusta, GA (72/7,445)
4/9/2006	\$7,000,000	Phil Mickelson	281 (-7)	Tim Clark - 283 (-5)	\$1,260,000	Augusta National GC, Augusta, GA (72/7,445)
4/10/2005	\$7,000,000	Tiger Woods *	276 (-12)	Chris DiMarco - 276 (-12)	\$1,260,000	Augusta National GC, Augusta, GA (72/7,290)
4/11/2004	\$6,000,000	Phil Mickelson	279 (-9)	Emie Els - 280 (-8)	\$1,170,000	Augusta National GC, Augusta, GA (72/7,290)
4/13/2003	\$6,000,000	Mike Weir *	281 (-7)	Len Mattiace - 281 (-7)	\$1,080,000	Augusta National GC, Augusta, GA (72/7,290)
4/14/2002	\$5,600,000	Tiger Woods	276 (-12)	Retief Goosen - 279 (-9)	\$1,008,000	Augusta National GC, Augusta, GA (72/7,270)
4/8/2001	\$5,600,000	Tiger Woods	272 (-16)	David Duval - 274 (-14)	\$1,008,000	Augusta National GC, Augusta, GA (72/6,985)
4/9/2000	\$3,200,000	Vijay Singh	278 (-10)	Emie Els - 281 (-7)	\$828,000	Augusta National GC, Augusta, GA (72/6,925)
4/11/1999	\$4,000,000	José María Olazábal	280 (-8)	Davis Love III - 282 (-6)	\$720,000	Augusta National GC, Augusta, GA (72/6,925)
4/12/1998	\$3,000,000	Mark O'Meara	279 (-9)	Fred Couples - 280 (-8) David Duval - 280 (-8)	\$576,000	Augusta National GC, Augusta, GA (72/6,925)
4/13/1997	\$2,700,000	Tiger Woods	270 (-18)	Tom Kite - 282 (-6)	\$486,000	Augusta National GC, Augusta, GA (72/6,925)
4/14/1996	\$2,500,000	Nick Faldo	276 (-12)	Greg Norman - 281 (-7)	\$450,000	Augusta National GC, Augusta, GA (72/6,905)
4/9/1995	\$2,200,000	Ben Crenshaw	274 (-14)	Davis Love III - 275 (-13)	\$396,000	Augusta National GC, Augusta, GA (72/6,905)
4/10/1994	\$2,000,000	José María Olazábal	279 (-9)	Tom Lehman - 281 (-7)	\$360,000	Augusta National GC, Augusta, GA (72/6,905)
4/11/1993	\$1,700,000	Bernhard Langer	277 (-11)	Chip Beck - 281 (-7)	\$306,000	Augusta National GC, Augusta, GA (72/6,905)
4/12/1992	\$1,500,000	Fred Couples	275 (-13)	Raymond Floyd - 277 (-11)	\$270,000	Augusta National GC, Augusta, GA (72/6,905)
4/14/1991	\$1,350,000	Ian Woosnam	277 (-11)	José María Olazábal - 278 (-10)	\$243,000	Augusta National GC, Augusta, GA (72/6,905)
4/8/1990	\$1,250,000	Nick Faldo *	278 (-10)	Raymond Floyd - 278 (-10)	\$225,000	Augusta National GC, Augusta, GA (72/6,905)
4/9/1989	\$1,000,000	Nick Faldo *	283 (-5)	Scott Hoch - 283 (-5)	\$200,000	Augusta National GC, Augusta, GA (72/6,905)
4/10/1988	\$1,000,000	Sandy Lyle	281 (-7)	Mark Calcavecchia - 282 (-6)	\$183,800	Augusta National GC, Augusta, GA (72/6,905)
4/12/1987	\$867,100	Larry Mize *	285 (-3)	Seve Ballesteros - 285 (-3) Greg Norman - 285 (-3)	\$162,000	Augusta National GC, Augusta, GA (72/6,905)
4/13/1986	\$758,600	Jack Nicklaus	279 (-9)	Tom Kite - 280 (-8) Greg Norman - 280 (-8)	\$144,000	Augusta National GC, Augusta, GA (72/6,905)
4/14/1985	\$700,793	Bernhard Langer	282 (-6)	Seve Ballesteros - 284 (-4) Raymond Floyd - 284 (-4) Curtis Strange - 284 (-4)	\$126,000	Augusta National GC, Augusta, GA (72/6,905)
4/15/1984	\$612,900	Ben Crenshaw	277 (-11)	Tom Watson - 279 (-9)	\$108,000	Augusta National GC, Augusta, GA (72/6,905)
4/11/1983	\$500,000	Seve Ballesteros	280 (-8)	Ben Crenshaw - 284 (-4) Tom Kite - 284 (-4)	\$90,000	Augusta National GC, Augusta, GA (72/6,905)
4/11/1982	\$367,152	Craig Stadler *	284 (-4)	Dan Pohl - 284 (-4)	\$64,000	Augusta National GC, Augusta, GA (72/6,905)
4/12/1981	\$362,587	Tom Watson	280 (-8)	Johnny Miller - 282 (-6) Jack Nicklaus - 282 (-6)	\$60,000	Augusta National GC, Augusta, GA (72/6,905)
4/13/1980	\$359,949	Seve Ballesteros	275 (-13)	Gibby Gilbert - 279 (-9) Jack Newton - 279 (-9)	\$55,000	Augusta National GC, Augusta, GA (72/7,040)
4/15/1979	\$299,625	Fuzzy Zoeller *	280 (-8)	Ed Sneed - 280 (-8) Tom Watson - 280 (-8)	\$50,000	Augusta National GC, Augusta, GA (72/7,040)
4/9/1978	\$262,402	Gary Player	277 (-11)	Hubert Green - 278 (-10) Tom Watson - 278 (-10) Rod Funseth - 278 (-10)	\$45,000	Augusta National GC, Augusta, GA (72/7,040)
4/10/1977	\$280,477	Tom Watson	276 (-12)	Jack Nicklaus - 278 (-10)	\$40,000	Augusta National GC, Augusta, GA (72/7,030)
4/11/1976	\$254,852	Raymond Floyd	271 (-17)	Ben Crenshaw - 279 (-9)	\$40,000	Augusta National GC, Augusta, GA (72/7,030)
4/13/1975	\$242,750	Jack Nicklaus	276 (-12)	Johnny Miller - 277 (-11) Tom Weiskopf - 277 (-11)	\$40,000	Augusta National GC, Augusta, GA (72/7,020)
4/14/1974	\$229,000	Gary Player	278 (-10)	Dave Stockton - 280 (-8) Tom Weiskopf - 280 (-8)	\$35,000	Augusta National GC, Augusta, GA (72/7,020)
4/8/1973	\$224,825	Tommy Aaron	283 (-5)	J.C. Snead - 284 (-4)	\$30,000	Augusta National GC, Augusta, GA (72/6,980)
4/9/1972	\$204,000	Jack Nicklaus	286 (-2)	Bruce Crampton - 289 (1) Bobby Mitchell - 289 (1) Tom Weiskopf - 289 (1)	\$25,000	Augusta National GC, Augusta, GA (72/6,980)
4/11/1971	\$197,976	Charles Coody	279 (-9)	Johnny Miller - 281 (-7) Jack Nicklaus - 281 (-7)	\$25,000	Augusta National GC, Augusta, GA (72/6,980)
4/12/1970	\$203,801	Billy Casper *	279 (-9)	Gene Littler - 279 (-9)	\$25,000	Augusta National GC, Augusta, GA (72/6,980)
4/13/1969	\$149,974	George Archer	281 (-7)	Billy Casper - 282 (-6) George Knudson - 282 (-6) Tom Weiskopf - 282 (-6)	\$20,000	Augusta National GC, Augusta, GA (72/6,980)
4/14/1968	\$142,975	Bob Goalby	277 (-11)	Roberto De Vincenzo - 278 (-10)	\$20,000	Augusta National GC, Augusta, GA (72/6,980)
4/9/1967	\$154,850	Gay Brewer	280 (-8)	Bobby Nichols - 281 (-7)	\$20,000	Augusta National GC, Augusta, GA (72/6,980)
4/11/1966	\$152,880	Jack Nicklaus *	288	Tommy Jacobs - 288	\$20,000	Augusta National GC, Augusta, GA (72/6,980)
4/11/1965	\$137,675	Jack Nicklaus	271 (-17)	Arnold Palmer - 280 (-8) Gary Player - 280 (-8)	\$20,000	Augusta National GC, Augusta, GA (72/6,980)
4/12/1964	\$129,800	Arnold Palmer	276 (-12)	Dave Marr - 282 (-6) Jack Nicklaus - 282 (-6)	\$20,000	Augusta National GC, Augusta, GA (72/6,980)
4/7/1963	\$94,000	Jack Nicklaus	286 (-2)	Tony Lema - 287 (-1)	\$20,000	Augusta National GC, Augusta, GA (72/6,980)
4/8/1962	\$109,100	Arnold Palmer *	280 (-8)	Gary Player - 280 (-8)	\$20,000	Augusta National GC, Augusta, GA (72/6,980)
4/10/1961	\$99,500	Gary Player	280 (-8)	Arnold Palmer - 281 (-7) Charles Coe - 281 (-7)	\$20,000	Augusta National GC, Augusta, GA (72/6,980)
4/10/1960	\$87,050	Arnold Palmer	282 (-6)	Ken Venturi - 283 (-5)	\$17,500	Augusta National GC, Augusta, GA (72/6,980)
4/5/1959	\$76,100	Art Wall	284 (-4)	Cary Middlecoff - 285 (-3)	\$15,000	Augusta National GC, Augusta, GA (72/6,980)
4/6/1958	\$60,050	Arnold Palmer	284 (-4)	Doug Ford - 285 (-3) Fred Hawkins - 285 (-3)	\$11,250	Augusta National GC, Augusta, GA (72/6,980)
4/7/1957	\$53,300	Doug Ford	283 (-5)	Sam Snead - 286 (-2)	\$8,750	Augusta National GC, Augusta, GA (72/6,980)
4/8/1956	\$42,000	Jack Burke, Jr.	289 (1)	Ken Venturi - 290 (2)	\$6,000	Augusta National GC, Augusta, GA (72/6,965)
4/10/1955	\$33,750	Cary Middlecoff	279 (-9)	Ben Hogan - 286 (-2)	\$5,000	Augusta National GC, Augusta, GA (72/6,965)
4/11/1954	\$33,500	Sam Snead *	289 (1)	Ben Hogan - 289 (1)	\$5,000	Augusta National GC, Augusta, GA (72/6,950)
4/12/1953	\$24,410	Ben Hogan	274 (-14)	Ed Oliver - 279 (-9)	\$4,000	Augusta National GC, Augusta, GA (72/6,950)
4/6/1952	\$20,000	Sam Snead	286 (-2)	Jack Burke, Jr. - 290 (2)	\$4,000	Augusta National GC, Augusta, GA (72/6,950)
4/8/1951	\$10,000	Ben Hogan	280 (-8)	Skee Riegel - 282 (-6)	\$3,000	Augusta National GC, Augusta, GA (72/6,900)
4/9/1950	\$12,000	Jimmy Demaret	283 (-5)	Jim Ferrier - 285 (-3)	\$2,400	Augusta National GC, Augusta, GA (72/6,900)

Tournament History

End Date	Purse	Winner	Score	Runner-Up	Earnings	Location (Par/Yards)
4/10/1949	\$11,000	Sam Snead	282 (-6)	Johnny Bulla - 285 (-3) Lloyd Mangrum - 285 (-3)	\$2,750	Augusta National GC, Augusta, GA (72/6,900)
4/11/1948	\$10,000	Claude Harmon	279 (-9)	Cary Middlecoff - 284 (-4)	\$2,500	Augusta National GC, Augusta, GA (72/6,900)
4/6/1947	\$10,000	Jimmy Demaret	281 (-7)	Byron Nelson - 283 (-5) Frank Stranahan - 283 (-5)	\$2,500	Augusta National GC, Augusta, GA (72/6,800)
4/7/1946	\$10,000	Herman Keiser	282 (-6)	Ben Hogan - 283 (-5)	\$2,500	Augusta National GC, Augusta, GA (72/6,800)
4/12/1942	\$5,000	Byron Nelson *	280 (-8)	Ben Hogan - 280 (-8)	\$1,500	Augusta National GC, Augusta, GA (72/6,800)
4/6/1941	\$5,000	Craig Wood	280 (-8)	Byron Nelson - 283 (-5)	\$1,500	Augusta National GC, Augusta, GA (72/6,800)
4/7/1940	\$5,000	Jimmy Demaret	280 (-9)	Lloyd Mangrum - 284 (-4)	\$1,500	Augusta National GC, Augusta, GA (72/6,800)
4/2/1939	\$5,000	Ralph Guldahl	279 (-9)	Sam Snead - 280 (-8)	\$1,500	Augusta National GC, Augusta, GA (72/6,800)
4/4/1938	\$5,000	Henry Picard	285 (-3)	Harry Cooper - 287 (-1) Ralph Guldahl - 287 (-1)	\$1,500	Augusta National GC, Augusta, GA (72/6,800)
Augusta National Invitation						
4/4/1937	\$5,000	Byron Nelson	283 (-5)	Ralph Guldahl - 285 (-3)	\$1,500	Augusta National GC, Augusta, GA (72/6,700)
4/5/1936	\$5,000	Horton Smith	285 (-3)	Harry Cooper - 286 (-2)	\$1,500	Augusta National GC, Augusta, GA (72/6,700)
4/7/1935	\$5,000	Gene Sarazen *	282 (-6)	Craig Wood - 282 (-6)	\$1,500	Augusta National GC, Augusta, GA (72/6,700)
3/25/1934	\$5,000	Horton Smith	284 (-4)	Craig Wood - 285 (-3)	\$1,500	Augusta National GC, Augusta, GA (72/6,700)

* indicates playoff

The RSM Classic

Sea Island, Georgia • November 21-24, 2019

Sea Island Resort (Seaside)

Par/Yards: 35-35--70 | 7,005

RSM
CLASSIC

FedExCup Points (first): 500

**Winner (playoff): Tyler Duncan**

FedExCup Points: 500

67-61-70-65 263 (-19) | \$1,188,000

Leaders

Round 1

Webb Simpson	65 (-7)
Rhein Gibson	66 (-6)
Kyoung-Hoon Lee	64 (-6)
Cameron Tringale	64 (-6)
9 tied at position	65 (-5)
Tyler Duncan	67 (-5)

Round 2

Tyler Duncan	128 (-14)
Sebastián Muñoz	130 (-12)
Rhein Gibson	130 (-12)
D.J. Trahan	130 (-12)
Ricky Barnes	131 (-11)
Fabián Gómez	131 (-11)

Round 3

Brendon Todd	194 (-18)
Webb Simpson	196 (-16)
Sebastián Muñoz	196 (-16)
D.J. Trahan	197 (-15)
Ricky Barnes	198 (-14)
Kyoung-Hoon Lee	198 (-14)
Tyler Duncan	198 (-14)

Order of Finish (cut: 36 HOLES: 75 professionals and 1 amateur at -4 (138) or better.)

Pos	Player	Scores	Total	FedExCup Points	Earnings	Pos	Player	Scores	Total	FedExCup Points	Earnings	Pos	Player	Scores	Total	FedExCup Points	Earnings
1	Tyler Duncan *	67 61 70 65	263 (-19)	500	\$1,188,000	T53	Tim Herron	70 64 73 70	277 (-5)	6	\$15,494	CUT	Billy Horschel	74 67	141 (-1)	--	--
2	Webb Simpson	65 68 63 67	263 (-19)	300	\$719,400	T53	Luke List	67 69 68 73	277 (-5)	6	\$15,494	CUT	Matt Kuchar	72 69	141 (-1)	--	--
3	Sebastián Muñoz	67 63 66 68	264 (-18)	190	\$455,400	T53	Rob Oppenheim	69 69 71 68	277 (-5)	6	\$15,494	CUT	Ben Taylor	74 67	141 (-1)	--	--
4	Brendon Todd	66 66 62 72	266 (-16)	135	\$323,400	T53	Mark Hubbard	68 67 69 73	277 (-5)	6	\$15,494	CUT	Jason Dufner	72 69	141 (-1)	--	--
T5	Henrik Norlander	67 65 67 68	267 (-15)	100	\$244,200	T53	Kramer Hickok	68 70 67 72	277 (-5)	6	\$15,494	CUT	Johnson Wagner	67 74	141 (-1)	--	--
T5	Kyoung-Hoon Lee	64 68 66 69	267 (-15)	100	\$244,200	T53	Tyler McCumber	70 68 70 69	277 (-5)	6	\$15,494	CUT	Jonathan Byrd	72 69	141 (-1)	--	--
T5	Scottie Scheffler	70 66 63 68	267 (-15)	100	\$244,200	T53	Maverick McNealy	71 66 68 72	277 (-5)	6	\$15,494	CUT	Greyson Sigg	73 68	141 (-1)	--	--
T8	Denny McCarthy	71 62 68 67	268 (-14)	83	\$199,650	T61	Austin Cook	71 66 68 73	278 (-4)	5	\$14,652	CUT	Dru Love	73 69	142 (0)	--	--
T8	D.J. Trahan	67 63 67 71	268 (-14)	83	\$199,650	T61	Wes Roach	72 66 65 75	278 (-4)	5	\$14,652	CUT	Boo Weekley	70 72	142 (0)	--	--
T10	Vaughn Taylor	68 67 65 69	269 (-13)	68	\$160,050	T61	Zach Johnson	69 69 68 72	278 (-4)	5	\$14,652	CUT	Josh Teater	73 69	142 (0)	--	--
T10	Brian Stuard	70 66 66 67	269 (-13)	68	\$160,050	T61	Ben Crane	68 70 66 74	278 (-4)	5	\$14,652	CUT	Davis Love III	68 74	142 (0)	--	--
T10	Alex Noren	68 65 67 69	269 (-13)	68	\$160,050	T65	Doug Ghim	68 70 70 71	279 (-3)	4	\$14,190	CUT	Akshay Bhatia	71 71	142 (0)	--	--
T10	Will Gordon	68 65 70 66	269 (-13)	--	\$160,050	T65	Mackenzie Hughes	66 70 69 74	279 (-3)	4	\$14,190	CUT	Tommy Gainey	73 69	142 (0)	--	--
T14	Matthew NeSmith	68 67 68 67	270 (-12)	52	\$110,550	T65	Vincent Whaley	67 71 71 70	279 (-3)	4	\$14,190	CUT	Brian Gay	69 73	142 (0)	--	--
T14	Nick Watney	67 67 66 70	270 (-12)	52	\$110,550	T68	Shawn Stefani	71 64 69 76	280 (-2)	3	\$13,728	CUT	Arjun Atwal	71 71	142 (0)	--	--
T14	Brian Harman	67 66 66 71	270 (-12)	52	\$110,550	T68	Michael Thompson	71 65 70 74	280 (-2)	3	\$13,728	CUT	John Merrick	68 74	142 (0)	--	--
T14	Scott Brown	65 67 68 70	270 (-12)	52	\$110,550	T68	Patton Kizzire	69 69 67 75	280 (-2)	3	\$13,728	CUT	James Hahn	68 74	142 (0)	--	--
T14	Keith Mitchell	70 66 66 68	270 (-12)	52	\$110,550	T68	Adam Hadwin	71 67 74 68	280 (-2)	3	\$13,728	CUT	Rafael Campos	72 70	142 (0)	--	--
T14	J.T. Poston	66 70 68 66	270 (-12)	52	\$110,550	T72	Peter Uihlein	69 68 70 74	281 (-1)	3	\$13,332	CUT	Sam Ryder	71 71	142 (0)	--	--
T20	Ricky Barnes	68 63 67 73	271 (-11)	43	\$80,850	T72	Matt Jones	70 66 72 73	281 (-1)	3	\$13,332	CUT	Hudson Swafford	71 71	142 (0)	--	--
T20	Russell Knox	71 67 64 69	271 (-11)	43	\$80,850	74	Satoshi Kodaira	68 70 72 72	282 (0)	3	\$13,134	CUT	Cole Miller	70 72	142 (0)	--	--
T20	Cameron Tringale	64 71 71 65	271 (-11)	43	\$80,850	75	Bo Hoag	68 70 73 72	283 (1)	3	\$13,002	CUT	Robert Streb	73 70	143 (1)	--	--
T23	Doc Redman	66 67 66 73	272 (-10)	34	\$57,420	76	Davis Riley	68 67 71 78	284 (2)	--	\$12,870	CUT	Russell Henley	75 68	143 (1)	--	--
T23	Talor Gooch	69 68 65 70	272 (-10)	34	\$57,420	CUT	J.J. Spaun	74 65	139 (-3)	--	--	CUT	Michael Gellerman	75 68	143 (1)	--	--
T23	Chase Seiffert	68 69 66 69	272 (-10)	34	\$57,420	CUT	Joel Dahmen	71 68	139 (-3)	--	--	CUT	Chris Baker	72 71	143 (1)	--	--
T23 (A)	Davis Thompson	68 70 68 66	272 (-10)	--	--	CUT	Ben Martin	74 65	139 (-3)	--	--	CUT	J.J. Henry	71 72	143 (1)	--	--
T23	Fabián Gómez	68 63 69 72	272 (-10)	34	\$57,420	CUT	Patrick Rodgers	68 71	139 (-3)	--	--	CUT	Michael Gligic	72 71	143 (1)	--	--
T23	Jim Furyk	69 69 68 66	272 (-10)	34	\$57,420	CUT	Lanto Griffin	74 65	139 (-3)	--	--	CUT	Dominic Bozzelli	72 71	143 (1)	--	--
T23	Ryan Armour	70 65 68 69	272 (-10)	34	\$57,420	CUT	Vince Covello	71 68	139 (-3)	--	--	CUT	Zack Sucher	71 73	144 (2)	--	--
T30	David Hearn	66 69 69 69	273 (-9)	25	\$43,230	CUT	Brendan Steele	71 68	139 (-3)	--	--	CUT	Kevin Chappell	73 71	144 (2)	--	--
T30	Tim Wilkinson	68 66 67 72	273 (-9)	25	\$43,230	CUT	Brice Garnett	70 69	139 (-3)	--	--	CUT	Robert Garrigus	73 71	144 (2)	--	--
T30	Troy Merritt	68 68 66 71	273 (-9)	25	\$43,230	CUT	Chris Stroud	71 68	139 (-3)	--	--	CUT	Kevin Streelman	71 73	144 (2)	--	--
T30	Kyle Stanley	69 64 70 70	273 (-9)	25	\$43,230	CUT	Nick Taylor	67 72	139 (-3)	--	--	CUT	K.J. Choi	69 76	145 (3)	--	--
T30	Hank Lebioda	67 68 67 71	273 (-9)	25	\$43,230	CUT	Freddie Jacobson	69 70	139 (-3)	--	--	CUT	Zac Blair	72 73	145 (3)	--	--
T35	Brandon Hagy	71 66 66 71	274 (-8)	18	\$32,258	CUT	Cameron Percy	73 66	139 (-3)	--	--	CUT	Robby Shelton	74 71	145 (3)	--	--
T35	Adam Long	71 66 67 70	274 (-8)	18	\$32,258	CUT	Chris Kirk	71 68	139 (-3)	--	--	CUT	Beau Hossler	74 71	145 (3)	--	--
T35	Jim Herman	72 65 67 70	274 (-8)	18	\$32,258	CUT	Chad Campbell	70 70	140 (-2)	--	--	CUT	Jinho Chung	71 75	146 (4)	--	--
T35	Scott Stallings	67 70 69 68	274 (-8)	18	\$32,258	CUT	Aaron Baddeley	73 67	140 (-2)	--	--	CUT	D.A. Points	73 73	146 (4)	--	--
T35	Dylan Frittelli	68 67 68 71	274 (-8)	18	\$32,258	CUT	Charles Howell III	68 72	140 (-2)	--	--	CUT	Matt Atkins	72 75	147 (5)	--	--
T35	Alex Cejka	67 67 69 71	274 (-8)	18	\$32,258	CUT	Seamus Power	75 65	140 (-2)	--	--	CUT	Peter Malnati	74 73	147 (5)	--	--
T35	Harry Higgs	70 67 67 70	274 (-8)	18	\$32,258	CUT	Martin Laird	70 70	140 (-2)	--	--	CUT	Derek Ernst	73 75	148 (6)	--	--
T35	Bill Haas	68 68 67 71	274 (-8)	18	\$32,258	CUT	Kevin Kisner	73 67	140 (-2)	--	--	CUT	Cameron Davis	76 72	148 (6)	--	--
T43	Luke Donald	70 68 69 68	275 (-7)	11	\$22,148	CUT	Bronson Burgoon	70 70	140 (-2)	--	--	CUT	Sangmoon Bae	72 77	149 (7)	--	--
T43	Stewart Cink	69 67 68 71	275 (-7)	11	\$22,148	CUT	Xinjun Zhang	71 69	140 (-2)	--	--	CUT	Joseph Bramlett	70 80	150 (8)	--	--
T43	Kyle Reifers	71 63 68 73	275 (-7)	--	\$22,148	CUT	Tom Hoge	70 70	140 (-2)	--	--	CUT	Sepp Straka	69 82	151 (9)	--	--
T43	Scott Harrington	65 73 64 73	275 (-7)	11	\$22,148	CUT	Kristoffer Ventura	75 65	140 (-2)	--	--	CUT	Sebastian Cappelen	75 77	152 (10)	--	--
T43	Rhein Gibson	66 64 74 71	275 (-7)	11	\$22,148	CUT	Harris English	71 69	140 (-2)	--	--	CUT	Ted Potter, Jr.	74 78	152 (10)	--	--
T43	Mark Anderson	66 68 70 71	275 (-7)	11	\$22,148	CUT	Si Woo Kim	72 68	140 (-2)	--	--	CUT	Tim Weinhart	73 80	153 (11)	--	--
T43	David Lingmerth	69 67 67 72	275 (-7)	11	\$22,148	CUT	Aaron Wise	70 70	140 (-2)	--	--	W/D	George McNeill	77	77 (5)	--	--
T50	Anirban Lahiri	71 67 66 72	276 (-6)	8	\$17,006	CUT	Adam Schenk	72 69	141 (-1)	--	--						
T50	Ryan Brehm	68 69 67 72	276 (-6)	8	\$17,006	CUT	Nelson Ledesma	71 70	141 (-1)	--	--						
T50	Chesson Hadley	71 65 67 73	276 (-6)	8	\$17,006	CUT	Andrew Landry	71 70	141 (-1)	--	--						
T53	Rory Sabbatini	67 70 70 70	277 (-5)	6	\$15,494	CUT	Roberto Castro	68 73	141 (-1)	--	--						

indicates playoff win

Notes

Tyler Duncan defeated Webb Simpson in a playoff at The RSM Classic to earn his first career PGA TOUR title. Duncan birdied three of the final four holes to reach the playoff and won with a birdie-3 on the second extra hole (No. 18).

Tyler Duncan shot a second-round 61, marking his first career sub-63 score on TOUR.

Carrying a two-stroke lead into the third round, Tyler Duncan held the second 36-hole lead/co-lead of his career (improved to 1-for-2).

Tyler Duncan led the field in Scrambling (91.67%) and Par-3 Scoring Average (2.56).

Webb Simpson fell to Tyler Duncan in a playoff, earning his second runner-up and fourth top-10 in his eighth start at the event. Simpson dropped to 1-5 all-time in playoffs.

Webb Simpson held the first-round lead after opening with a 7-under 65, the 10th 18-hole lead/co-lead of his career (fell to 1-for-10) and second at the event. He led the field in Birdies (25).

Brendon Todd held the 54-hole lead in search of his third consecutive victory on TOUR before finishing fourth. He led the field in Par-4 Scoring Average (3.76) and co-led in Driving Accuracy Percentage (94.64%).

Defending champion Charles Howell III missed the cut at 2-under 140 (68-72).

WEATHER: Thursday: Sunny. High of 67. Wind ENE 6-12 mph. **Friday:** Sunny. High of 73. Wind SSE 6-12 mph. **Saturday:** Partly cloudy. High of 74. Wind S 10-15 mph. **Sunday:** Sunny. High of 62. Wind W 10-15 mph.

Tournament Record: 260

Kevin Kisner (2016)

Sea Island Resort (Seaside): 60

Tommy Gainey (2012)

Sea Island Resort (Plantation): 63

D.J. Trahan (2020), Ricky Barnes (2020)

Tournament History

End Date	Purse	Winner	Score	Runner-Up	Earnings	Location (Par/Yards)
The RSM Classic						
11/24/2019	\$6,600,000	Tyler Duncan *	263 (-19)	Webb Simpson - 263 (-19)	\$1,188,000	Sea Island Resort (Seaside), Sea Island, GA (70/7,005) Sea Island Resort (Plantation), Sea Island, GA (72/7,060)
11/18/2018	\$6,400,000	Charles Howell III *	263 (-19)	Patrick Rodgers - 263 (-19)	\$1,152,000	Sea Island Resort (Seaside), Sea Island, GA (70/7,005) Sea Island Resort (Plantation), Sea Island, GA (72/6,907)
11/19/2017	\$6,200,000	Austin Cook	261 (-21)	J.J. Spaun - 265 (-17)	\$1,116,000	Sea Island Resort (Seaside), Sea Island, GA (70/7,005) Sea Island Resort (Plantation), Sea Island, GA (72/7,058)
11/20/2016	\$6,000,000	Mackenzie Hughes *	265 (-17)	Camilo Villegas - 265 (-17) Billy Horschel - 265 (-17) Henrik Norlander - 265 (-17) Blayne Barber - 265 (-17)	\$1,080,000	Sea Island Resort (Seaside), Sea Island, GA (70/7,005) Sea Island Resort (Plantation), Sea Island, GA (72/7,058)
11/22/2015	\$5,700,000	Kevin Kisner	260 (-22)	Kevin Chappell - 266 (-16)	\$1,026,000	Sea Island Resort (Seaside), Sea Island, GA (70/7,005) Sea Island Resort (Plantation), Sea Island, GA (72/7,058)
The McGladrey Classic						
10/26/2014	\$5,600,000	Robert Streb *	266 (-14)	Brendon de Jonge - 266 (-14) Will MacKenzie - 266 (-14)	\$1,008,000	Sea Island Resort (Seaside), Sea Island, GA (70/7,005)
11/10/2013	\$5,500,000	Chris Kirk	266 (-14)	Briny Baird - 267 (-13) Tim Clark - 267 (-13)	\$990,000	Sea Island Resort (Seaside), Sea Island, GA (70/7,005)
10/21/2012	\$4,000,000	Tommy Gainey	264 (-16)	David Toms - 265 (-15)	\$720,000	Sea Island Resort (Seaside), Sea Island, GA (70/7,005)
10/16/2011	\$4,000,000	Ben Crane *	265 (-15)	Webb Simpson - 265 (-15)	\$720,000	Sea Island Resort (Seaside), Sea Island, GA (70/7,005)
10/10/2010	\$4,000,000	Heath Slocum	266 (-14)	Bill Haas - 267 (-13)	\$720,000	Sea Island Resort (Seaside), Sea Island, GA (70/7,005)

* indicates playoff

Mayakoba Golf Classic

Playa del Carmen, Mexico • November 14-17, 2019

El Camaleon GC

Par/Yards: 36-35--71 | 7,017



FedExCup Points (first): 500



Winner: Brendon Todd

FedExCup Points: 500

63-68-65-68 264 (-20) | \$1,296,000

Leaders

Round 1

Danny Lee	62 (-9)
Brendon Todd	63 (-8)
Adam Long	63 (-8)
Mark Hubbard	64 (-7)
Chris Baker	64 (-7)
Vaughn Taylor	64 (-7)
Zach Johnson	64 (-7)

Round 2

Harris English	129 (-13)
Vaughn Taylor	130 (-12)
Brendon Todd	131 (-11)
Danny Lee	132 (-10)
Adam Long	132 (-10)
Robby Shelton	132 (-10)

Round 3

Brendon Todd	196 (-17)
Vaughn Taylor	197 (-16)
Harris English	197 (-16)
Adam Long	199 (-14)
Carlos Ortiz	199 (-14)

Order of Finish (cut: 36 HOLES: 82 professionals at -1 (141) or better.)

Pos	Player	Scores	Total	FedExCup Points	Earnings	Pos	Player	Scores	Total	FedExCup Points	Earnings	Pos	Player	Scores	Total	FedExCup Points	Earnings
1	Brendon Todd	63 68 65 68	264 (-20)	500	\$1,296,000	T41	Chase Seiffert	68 69 73 68	278 (-6)	12	\$25,560	CUT	Fabian Gómez	71 72	143 (1)	--	--
T2	Carlos Ortiz	69 65 65 66	265 (-19)	208	\$544,800	T48	Tyler Duncan	73 67 66 73	279 (-5)	8	\$18,257	CUT	Andrew Landry	71 72	143 (1)	--	--
T2	Adam Long	63 69 67 66	265 (-19)	208	\$544,800	T48	Matthew NeSmith	67 71 70 71	279 (-5)	8	\$18,257	CUT	Russell Henley	66 77	143 (1)	--	--
T2	Vaughn Taylor	64 66 67 68	265 (-19)	208	\$544,800	T48	Alvaro Ortiz	66 67 68 78	279 (-5)	--	\$18,257	CUT	Kristoffer Ventura	69 74	143 (1)	--	--
5	Harris English	65 64 68 70	267 (-17)	110	\$295,200	T48	Denny McCarthy	69 71 72 67	279 (-5)	8	\$18,257	CUT	Roberto Diaz	73 70	143 (1)	--	--
T6	Joel Dahmen	69 69 66 65	269 (-15)	95	\$252,000	T48	Calum Hill	69 66 71 73	279 (-5)	--	\$18,257	CUT	Sebastián Vázquez	67 76	143 (1)	--	--
T6	Robby Shelton	66 66 72 65	269 (-15)	95	\$252,000	T48	Xinjun Zhang	70 71 68 70	279 (-5)	8	\$18,257	CUT	Rhein Gibson	71 72	143 (1)	--	--
T8	Abraham Ancer	66 72 65 67	270 (-14)	80	\$210,600	T48	Scott Stallings	70 71 69 69	279 (-5)	8	\$18,257	CUT	Keegan Bradley	70 73	143 (1)	--	--
T8	Pat Perez	68 65 68 69	270 (-14)	80	\$210,600	T55	Will Gordon	70 70 70 71	281 (-3)	--	\$16,776	CUT	Mark Anderson	74 70	144 (2)	--	--
T8	Billy Horschel	65 71 66 68	270 (-14)	80	\$210,600	T55	Brandon Wu	68 69 70 74	281 (-3)	--	\$16,776	CUT	Kyoung-Hoon Lee	71 73	144 (2)	--	--
T11	Cheng Tsung Pan	68 70 66 67	271 (-13)	65	\$167,400	T55	Talor Gooch	71 69 71 70	281 (-3)	6	\$16,776	CUT	Rob Oppenheim	73 71	144 (2)	--	--
T11	Brice Garnett	71 67 69 64	271 (-13)	65	\$167,400	T58	Harold Varner III	68 69 73 72	282 (-2)	5	\$15,984	CUT	Kyle Stanley	70 74	144 (2)	--	--
T11	Dylan Frittelli	66 69 71 65	271 (-13)	65	\$167,400	T58	Graham DeLaet	68 71 72 71	282 (-2)	5	\$15,984	CUT	Tony Finau	70 74	144 (2)	--	--
T14	Matt Kuchar	69 68 73 62	272 (-12)	54	\$127,800	T58	Kevin Chappell	70 71 73 68	282 (-2)	5	\$15,984	CUT	Davis Love III	69 75	144 (2)	--	--
T14	Brian Gay	66 72 69 65	272 (-12)	54	\$127,800	T58	James Hahn	68 73 68 73	282 (-2)	5	\$15,984	CUT (A)	Eugenio Lopez-Chacarra	70 74	144 (2)	--	--
T14	Robert Streb	71 64 67 70	272 (-12)	54	\$127,800	T58	Patton Kizzire	67 71 71 73	282 (-2)	5	\$15,984	CUT	Wyndham Clark	71 73	144 (2)	--	--
T14	Zac Blair	67 73 65 67	272 (-12)	54	\$127,800	T58	Peter Malnati	72 69 71 70	282 (-2)	5	\$15,984	CUT	Joaquin Niemann	76 68	144 (2)	--	--
T18	Scottie Scheffler	66 69 70 68	273 (-11)	48	\$106,200	T58	Satrick Rodgers	68 71 71 72	282 (-2)	5	\$15,984	CUT	Si Woo Kim	71 73	144 (2)	--	--
T18	Chris Stroud	66 70 70 67	273 (-11)	48	\$106,200	T58	Mark Hubbard	64 71 73 74	282 (-2)	5	\$15,984	CUT	Sebastián Muñoz	73 72	145 (3)	--	--
T20	Charles Howell III	70 71 67 66	274 (-10)	43	\$88,200	T66	Cameron Tringale	69 71 71 72	283 (-1)	3	\$14,976	CUT	Austin Cook	74 71	145 (3)	--	--
T20	Bo Hoag	66 69 71 68	274 (-10)	43	\$88,200	T66	Hudson Swafford	69 70 69 75	283 (-1)	3	\$14,976	CUT	Sepp Straka	73 72	145 (3)	--	--
T20	Ben Martin	67 69 66 72	274 (-10)	43	\$88,200	T66	Sebastian Cappelen	71 70 71 71	283 (-1)	3	\$14,976	CUT	Mackenzie Hughes	70 75	145 (3)	--	--
T23	Brian Stuard	69 72 64 70	275 (-9)	37	\$69,480	T66	Rafael Campos	71 70 72 70	283 (-1)	3	\$14,976	CUT	Tom Hoge	72 73	145 (3)	--	--
T23	Zach Johnson	64 70 72 69	275 (-9)	37	\$69,480	T66	Sam Ryder	66 75 70 72	283 (-1)	3	\$14,976	CUT	Michael Gligic	70 76	146 (4)	--	--
T23	Graeme McDowell	66 71 71 67	275 (-9)	37	\$69,480	T66	Wes Roach	70 69 73 71	283 (-1)	3	\$14,976	CUT	Ben Taylor	68 78	146 (4)	--	--
T26	Scott Piercy	70 66 68 72	276 (-8)	30	\$51,480	T72	Scott Harrington	69 69 75 71	284 (0)	3	\$14,256	CUT	Charley Hoffman	73 74	147 (5)	--	--
T26	Nick Taylor	67 70 70 69	276 (-8)	30	\$51,480	T72	Brian Harman	71 70 74 69	284 (0)	3	\$14,256	CUT	Nick Watney	73 74	147 (5)	--	--
T26	Cheer Reavie	66 70 68 72	276 (-8)	30	\$51,480	T72	Ryan Brehm	71 69 68 76	284 (0)	3	\$14,256	CUT	Luke List	69 78	147 (5)	--	--
T26	Aaron Baddeley	70 67 72 67	276 (-8)	30	\$51,480	T72	Luke Donald	66 72 73 73	284 (0)	3	\$14,256	CUT	Jason Day	70 77	147 (5)	--	--
T26	Danny Lee	62 70 70 74	276 (-8)	30	\$51,480	T76	Kevin Kisner	70 71 70 74	285 (1)	2	\$13,752	CUT	Bo Van Pelt	75 73	148 (6)	--	--
T26	Chris Baker	64 69 74 69	276 (-8)	30	\$51,480	T76	Scott Brown	72 69 71 73	285 (1)	2	\$13,752	CUT	Nelson Ledesma	74 74	148 (6)	--	--
T33	Maverick McNealy	71 69 71 65	276 (-8)	30	\$51,480	T76	Lanto Griffin	71 68 74 72	285 (1)	2	\$13,752	CUT	Hank Lebioda	73 75	148 (6)	--	--
T33	Cameron Champ	70 69 70 68	277 (-7)	20	\$36,810	T79	Shawn Stefani	69 72 72 73	286 (2)	2	\$13,464	CUT	Ben Silverman	73 75	148 (6)	--	--
T33	Hamy Higgins	70 68 71 68	277 (-7)	20	\$36,810	T80	Satoshi Kodaira	70 71 74 72	287 (3)	2	\$13,176	CUT	Michael Kim	75 73	148 (6)	--	--
T33	Russell Knox	69 72 69 67	277 (-7)	20	\$36,810	T80	Jim Herman	70 71 73 73	287 (3)	2	\$13,176	CUT	José de Jesús Rodríguez	73 76	149 (7)	--	--
T33	Chris Kirk	70 69 67 71	277 (-7)	20	\$36,810	T80	J.J. Spaun	69 72 77 69	287 (3)	2	\$13,176	CUT	Kevin Stadler	73 76	149 (7)	--	--
T33	Bronson Burgoon	66 73 69 69	277 (-7)	20	\$36,810	CUT	Viktor Hovland	68 74	142 (0)	--	--	CUT	D.A. Points	75 75	150 (8)	--	--
T33	Ryan Armour	68 70 69 70	277 (-7)	20	\$36,810	CUT	Adam Schenk	73 69	142 (0)	--	--	CUT	Jimmy Stanger	78 75	153 (11)	--	--
T33	Rory Sabbatini	69 72 68 68	277 (-7)	20	\$36,810	CUT	Keith Mitchell	69 73	142 (0)	--	--	CUT	Efren Serna, Jr.	76 79	155 (13)	--	--
T33	Matt Jones	71 69 70 67	277 (-7)	20	\$36,810	CUT	Kramer Hickok	72 70	142 (0)	--	--	W/D	Tyler McCumber	72	72 (1)	--	--
T41	David Hearn	69 70 71 68	278 (-6)	12	\$25,560	CUT	Doc Redman	71 71	142 (0)	--	--						
T41	Brendan Steele	68 72 72 66	278 (-6)	12	\$25,560	CUT	Aaron Wise	70 72	142 (0)	--	--						
T41	Henrik Norlander	67 71 74 66	278 (-6)	12	\$25,560	CUT	Kevin Streelman	71 71	142 (0)	--	--						
T41	Emiliano Grillo	70 67 70 71	278 (-6)	12	\$25,560	CUT	Roger Sloan	72 70	142 (0)	--	--						
T41	Beau Hossler	70 71 69 68	278 (-6)	12	\$25,560	CUT	Martin Laird	72 70	142 (0)	--	--						
T41	J.T. Poston	68 71 74 65	278 (-6)	12	\$25,560	CUT	Jhonattan Vegas	70 72	142 (0)	--	--						

Notes

Brendon Todd won for the second consecutive week on the PGA TOUR schedule, following up his victory at the Bermuda Championship with a one-stroke win at the Mayakoba Golf Classic. The win marked his third career victory on TOUR.

Brendon Todd became the first player since Bryson DeChambeau in 2017-18 to win back-to-back tournaments and the first since Xander Schauffele in 2018-19 to win back-to-back starts.

Brendon Todd became the first player to win twice in the fall portion of the schedule in a single season since the TOUR went to a wraparound schedule in 2013-14.

With the win, Brendon Todd moved to No. 1 in the FedExCup for the first time in his career.

Adam Long and Carlos Ortiz each collected his first career runner-up on the PGA TOUR with a T2 and co-led the field in Birdies (24). Ortiz was one of two players from Mexico to finish in the top 10, joining Abraham Ancer (T8).

Defending champion Matt Kuchar shot a final-round 62 to finish T14. The 62 was his lowest score on TOUR since the 2016 Sony Open in Hawaii (62/R3) and included a hole-in-one at the par-3 eighth hole (148 yards, 9-iron).

WEATHER: Thursday: Play suspended without any play due to rain and thunderstorms.

Friday: The first round began at 7:30 a.m. and was completed at 6:19 p.m. Partly cloudy. High of 82. Wind NNW at 5-10 mph **Saturday:** Mostly sunny. High of 80. Wind NNW at 10-15 mph, with gusts to 20 mph. **Sunday:** Sunny. High of 80. Wind NNW 7-13 mph. The third round began at 7 a.m. off Nos. 1 and 10 in groups of three. Groups remained the same for the final round, which began at 12:15 p.m. Play was suspended due to darkness at 6:11 p.m. with 12 players remaining on the course. **Monday:** Sunny. High of 71. Wind NNW at 5-10 mph. The final round resumed at 7:30 a.m.

Tournament Record: 262

Matt Kuchar (2019)

El Camaleon GC: 62

Matt Kuchar (2020), Danny Lee (2020), Scott Piercy (2019), Cameron Champ (2019), Patton Kizzire (2018), Pat Perez (2017), Harold Varner III (2016), Harris English (2014)

Other Course: 61

Roland Thatcher (2008) - El Camaleon GC

Tournament History

End Date	Purse	Winner	Score	Runner-Up	Earnings	Location (Par/Yards)
Mayakoba Golf Classic						
11/17/2019	\$7,200,000	Brendon Todd	264 (-20)	Vaughn Taylor - 265 (-19) Carlos Ortiz - 265 (-19) Adam Long - 265 (-19)	\$1,296,000	El Camaleon GC, (71/7,017)
11/11/2018	\$7,200,000	Matt Kuchar	262 (-22)	Danny Lee - 263 (-21)	\$1,296,000	El Camaleon GC, (71/6,987)
OHL Classic at Mayakoba						
11/12/2017	\$7,100,000	Patton Kizzire	265 (-19)	Rickie Fowler - 266 (-18)	\$1,278,000	El Camaleon GC, (71/6,987)
11/13/2016	\$7,000,010	Pat Perez	263 (-21)	Gary Woodland - 265 (-19)	\$1,260,001.80	El Camaleon GC, (71/6,987)
11/15/2015	\$6,200,000	Graeme McDowell *	266 (-18)	Jason Bohn - 266 (-18) Russell Knox - 266 (-18)	\$1,116,000	El Camaleon GC, (71/6,987)
11/16/2014	\$6,100,000	Charley Hoffman	267 (-17)	Shawn Stefani - 268 (-16)	\$1,098,000	El Camaleon GC, (71/6,987)
11/17/2013	\$6,000,000	Harris English	263 (-21)	Brian Stuard - 267 (-17)	\$1,080,000	El Camaleon GC, (71/6,987)
Mayakoba Golf Classic						
2/26/2012	\$3,700,000	John Huh *	271 (-13)	Robert Allenby - 271 (-13)	\$666,000	El Camaleon GC, (71/6,987)
Mayakoba Golf Classic at Riviera Maya-Cancun						
2/27/2011	\$3,700,000	Johnson Wagner *	267 (-17)	Spencer Levin - 267 (-17)	\$666,000	El Camaleon GC, (71/6,923)
2/21/2010	\$3,600,000	Cameron Beckman	269 (-15)	Joe Durant - 271 (-13) Brian Stuard - 271 (-13)	\$648,000	El Camaleon GC, (71/6,923)
3/1/2009	\$3,600,000	Mark Wilson	267 (-13)	J.J. Henry - 269 (-11)	\$648,000	El Camaleon GC, (70/6,923)
2/24/2008	\$3,500,000	Brian Gay	264 (-16)	Steve Marino - 266 (-14)	\$630,000	El Camaleon GC, (70/6,923)
2/25/2007	\$3,500,000	Fred Funk *	266 (-14)	José Coceres - 266 (-14)	\$630,000	El Camaleon GC, (70/6,923)

* indicates playoff

Sentry Tournament of Champions

Kapalua, Maui, Hawaii • January 2-5, 2020

Plantation Course at Kapalua

Par/Yards: 36-37--73 | 7,596



FedExCup Points (first): 500



Winner (playoff): Justin Thomas

FedExCup Points: 500

67-73-69-69 278 (-14) | \$1,340,000

Leaders

Round 1

Joaquin Niemann	66 (-7)
Justin Thomas	67 (-6)
Matt Kuchar	68 (-5)
Rickie Fowler	68 (-5)
Patrick Cantlay	69 (-4)
Tyler Duncan	69 (-4)
Jon Rahm	69 (-4)
Xander Schauffele	69 (-4)
Matthew Wolff	69 (-4)

Round 2

Xander Schauffele	137 (-9)
Joaquin Niemann	138 (-8)
Patrick Reed	138 (-8)
Rickie Fowler	139 (-7)
Justin Thomas	140 (-6)
Patrick Cantlay	140 (-6)

Round 3

Xander Schauffele	208 (-11)
Justin Thomas	209 (-10)
Gary Woodland	211 (-8)
Kevin Kisner	212 (-7)
Patrick Reed	212 (-7)
Collin Morikawa	212 (-7)
J.T. Poston	212 (-7)
Jon Rahm	212 (-7)
Joaquin Niemann	212 (-7)
Matthew Wolff	212 (-7)

Order of Finish

Pos	Player	Scores	Total	FedExCup Points	Earnings
1	Justin Thomas *	67 73 69 69	278 (-14)	500	\$1,340,000
T2	Patrick Reed	72 66 74 66	278 (-14)	245	\$636,000
T2	Xander Schauffele	69 68 71 70	278 (-14)	245	\$636,000
4	Patrick Cantlay	69 71 73 68	281 (-11)	135	\$378,000
T5	Rickie Fowler	68 71 74 69	282 (-10)	105	\$285,000
T5	Joaquin Niemann	66 72 74 70	282 (-10)	105	\$285,000
T7	Collin Morikawa	71 71 70 71	283 (-9)	85	\$206,000
T7	Gary Woodland	73 69 69 72	283 (-9)	85	\$206,000
T7	Dustin Johnson	72 71 71 69	283 (-9)	85	\$206,000
10	Jon Rahm	69 73 70 72	284 (-8)	75	\$179,000
T11	J.T. Poston	70 71 71 73	285 (-7)	68	\$162,500
T11	Matthew Wolff	69 72 71 73	285 (-7)	68	\$162,500
T13	Lanto Griffin	71 71 72 72	286 (-6)	60	\$147,000

indicates playoff win

Notes

Justin Thomas defeated Patrick Reed and Xander Schauffele in a playoff to win the Sentry Tournament of Champions for the second time, earning his 12th PGA TOUR title at age 26 years, 251 days. Thomas became the third player since 1960 to win 12 times before turning 27, joining Jack Nicklaus and Tiger Woods.

The win represented Justin Thomas' third in a six-start stretch on TOUR. He improved to 3-1 in his career in playoffs and joined Stuart Appleby (3), Geoff Ogilvy (2) and Dustin Johnson (2) as players to win the event multiple times since it moved to The Plantation Course at Kapalua in 1999.

Justin Thomas led the field in Birdies (24) and Par-3 Scoring Average (2.75).

Xander Schauffele lost to Justin Thomas in a playoff in his title defense, earning his second consecutive runner-up when defending a title. Schauffele held the 54-hole lead, the first of his career.

Xander Schauffele fell to 1-2 in playoffs in his career while Patrick Reed moved to 2-2.

Patrick Reed's T2 was his sixth career runner-up on TOUR and first since the 2018 Valspar Championship.

Patrick Reed became the first player since the tournament moved to The Plantation Course at Kapalua in 1999 with 100 putts or fewer in a single year (99). His One-Putt Percentage of 62.50 percent was the best on TOUR since Bud Cauley at the 2018 RBC Heritage (65.28%).

Patrick Cantlay (4th) closed with birdies on four of his last five holes for a final-round 5-under 68.

Rickie Fowler finished in the top six for the fourth time in his fourth start at the event (T6/2013, 5/2016, T4/2018, T5/2020).

WEATHER: Thursday: Partly cloudy. High of 80. Wind NNE 16-22 mph. **Friday:** Heavy morning showers and partly cloudy in the afternoon. High of 79. Wind NE 20-30 mph, with gusts to 35 mph. **Saturday:** Scattered showers. High of 79. Wind NE 15-25 mph, with gusts to 30 mph. **Sunday:** Partly cloudy and windy. High of 80. Wind ENE 20-30 mph, with gusts to 40 mph.

Tournament Record: 261

Ernie Els (2003)

Plantation Course at Kapalua: 62

Xander Schauffele (2019), Jason Day (2015), Chris Kirk (2015), Graeme McDowell (2011), K.J. Choi (2003)

Tournament History

End Date	Purse	Winner	Score	Runner-Up	Earnings	Location (Par/Yards)
Sentry Tournament of Champions						
1/5/2020	\$6,700,000	Justin Thomas *	278 (-14)	Patrick Reed - 278 (-14) Xander Schauffele - 278 (-14)	\$1,340,000	Plantation Course at Kapalua, Kapalua, Maui, HI (73/7,596)
1/6/2019	\$6,500,000	Xander Schauffele	269 (-23)	Gary Woodland - 270 (-22)	\$1,300,000	Plantation Course at Kapalua, Kapalua, Maui, HI (73/7,518)
1/7/2018	\$6,300,000	Dustin Johnson	268 (-24)	Jon Rahm - 276 (-16)	\$1,260,000	Plantation Course at Kapalua, Kapalua, Maui, HI (73/7,452)
SBS Tournament of Champions						
1/8/2017	\$6,100,000	Justin Thomas	270 (-22)	Hideki Matsuyama - 273 (-19)	\$1,220,000	Plantation Course at Kapalua, Kapalua, Maui, HI (73/7,452)
Hyundai Tournament of Champions						
1/10/2016	\$5,900,000	Jordan Spieth	262 (-30)	Patrick Reed - 270 (-22)	\$1,180,000	Plantation Course at Kapalua, Kapalua, Maui, HI (73/7,452)
1/12/2015	\$5,700,000	Patrick Reed *	271 (-21)	Jimmy Walker - 271 (-21)	\$1,140,000	Plantation Course at Kapalua, Kapalua, Maui, HI (73/7,452)
1/6/2014	\$5,700,000	Zach Johnson	273 (-19)	Jordan Spieth - 274 (-18)	\$1,140,000	Plantation Course at Kapalua, Kapalua, Maui, HI (73/7,452)
1/7/2013	\$5,700,000	Dustin Johnson	203 (-16)	Steve Stricker - 207 (-12)	\$1,140,000	Plantation Course at Kapalua, Kapalua, Maui, HI (73/7,452)
1/9/2012	\$5,600,000	Steve Stricker	269 (-23)	Martin Laird - 272 (-20)	\$1,120,000	Plantation Course at Kapalua, Kapalua, Maui, HI (73/7,411)
1/9/2011	\$5,600,000	Jonathan Byrd *	268 (-24)	Robert Garrigus - 268 (-24)	\$1,120,000	Plantation Course at Kapalua, Kapalua, Maui, HI (73/7,411)
SBS Championship						
1/10/2010	\$5,600,000	Geoff Ogilvy	270 (-22)	Rory Sabbatini - 271 (-21)	\$1,120,000	Plantation Course at Kapalua, Kapalua, Maui, HI (73/7,411)
Mercedes-Benz Championship						
1/11/2009	\$5,600,000	Geoff Ogilvy	268 (-24)	Davis Love III - 274 (-18) Anthony Kim - 274 (-18)	\$1,120,000	Plantation Course at Kapalua, Kapalua, Maui, HI (73/7,411)
1/6/2008	\$5,500,000	Daniel Chopra *	274 (-18)	Steve Stricker - 274 (-18)	\$1,100,000	Plantation Course at Kapalua, Kapalua, Maui, HI (73/7,411)
1/7/2007	\$5,500,000	Vijay Singh	278 (-14)	Adam Scott - 280 (-12)	\$1,100,000	Plantation Course at Kapalua, Kapalua, Maui, HI (73/7,411)
Mercedes Championships						
1/8/2006	\$5,400,000	Stuart Appleby *	284 (-8)	Vijay Singh - 284 (-8)	\$1,080,000	Plantation Course at Kapalua, Kapalua, Maui, HI (73/7,411)
1/9/2005	\$5,300,000	Stuart Appleby	271 (-21)	Jonathan Kaye - 272 (-20)	\$1,060,000	Plantation Course at Kapalua, Kapalua, Maui, HI (73/7,263)
1/11/2004	\$5,300,000	Stuart Appleby	270 (-22)	Vijay Singh - 271 (-21)	\$1,060,000	Plantation Course at Kapalua, Kapalua, Maui, HI (73/7,263)
1/12/2003	\$5,000,000	Ernie Els	261 (-31)	Rocco Mediate - 269 (-23) K.J. Choi - 269 (-23)	\$1,000,000	Plantation Course at Kapalua, Kapalua, Maui, HI (73/7,263)
1/6/2002	\$4,000,000	Sergio Garcia *	274 (-18)	David Toms - 274 (-18)	\$720,000	Plantation Course at Kapalua, Kapalua, Maui, HI (73/7,263)
1/14/2001	\$3,500,000	Jim Furyk	274 (-18)	Rory Sabbatini - 275 (-17)	\$630,000	Plantation Course at Kapalua, Kapalua, Maui, HI (73/7,263)
1/9/2000	\$2,900,000	Tiger Woods *	276 (-16)	Ernie Els - 276 (-16)	\$522,000	Plantation Course at Kapalua, Kapalua, Maui, HI (73/7,263)
1/10/1999	\$2,600,000	David Duval	266 (-26)	Billy Mayfair - 275 (-17) Mark O'Meara - 275 (-17)	\$468,000	Plantation Course at Kapalua, Kapalua, Maui, HI (73/7,263)
1/11/1998	\$1,700,000	Phil Mickelson	271 (-17)	Mark O'Meara - 272 (-16) Tiger Woods - 272 (-16)	\$306,000	La Costa CC, Carlsbad, CA (72/7,022)
1/12/1997	\$1,200,000	Tiger Woods *	202 (-14)	Tom Lehman - 202 (-14)	\$216,000	La Costa CC, Carlsbad, CA (72/7,022)
1/7/1996	\$1,000,000	Mark O'Meara	271 (-17)	Nick Faldo - 274 (-14) Scott Hoch - 274 (-14)	\$180,000	La Costa CC, Carlsbad, CA (72/7,022)
1/8/1995	\$1,000,000	Steve Elkington *	278 (-10)	Bruce Lietzke - 278 (-10)	\$180,000	La Costa CC, Carlsbad, CA (72/7,022)
1/9/1994	\$1,000,000	Phil Mickelson *	276 (-12)	Fred Couples - 276 (-12)	\$180,000	La Costa CC, Carlsbad, CA (72/7,022)
Infiniti Tournament of Champions						
1/10/1993	\$800,000	Davis Love III	272 (-16)	Tom Kite - 273 (-15)	\$144,000	La Costa CC, Carlsbad, CA (72/7,022)
1/12/1992	\$800,000	Steve Elkington *	279 (-9)	Brad Faxon - 279 (-9)	\$144,000	La Costa CC, Carlsbad, CA (72/7,022)
1/6/1991	\$800,000	Tom Kite	272 (-16)	Lanny Wadkins - 273 (-15)	\$144,000	La Costa CC, Carlsbad, CA (72/7,022)
MONY Tournament of Champions						
1/7/1990	\$750,000	Paul Azinger	272 (-16)	Ian Baker-Finch - 273 (-15)	\$135,000	La Costa CC, Carlsbad, CA (72/7,022)
1/8/1989	\$750,000	Steve Jones	279 (-9)	David Frost - 282 (-6) Jay Haas - 282 (-6)	\$135,000	La Costa CC, Carlsbad, CA (72/7,022)
1/17/1988	\$500,000	Steve Pate	202 (-14)	Larry Nelson - 203 (-13)	\$90,000	La Costa CC, Carlsbad, CA (72/7,022)
1/10/1987	\$500,000	Mac O'Grady	278 (-10)	Rick Fehr - 279 (-9)	\$90,000	La Costa CC, Carlsbad, CA (72/7,022)
1/11/1986	\$500,000	Calvin Peete	267 (-21)	Mark O'Meara - 273 (-15)	\$90,000	La Costa CC, Carlsbad, CA (72/7,022)
5/5/1985	\$400,000	Tom Kite	275 (-13)	Mark McCumber - 281 (-7)	\$72,000	La Costa CC, Carlsbad, CA (72/7,022)
5/6/1984	\$400,000	Tom Watson	274 (-14)	Bruce Lietzke - 279 (-9)	\$72,000	La Costa CC, Carlsbad, CA (72/7,022)
4/24/1983	\$400,000	Lanny Wadkins	280 (-8)	Raymond Floyd - 281 (-7)	\$72,000	La Costa CC, Carlsbad, CA (72/6,911)
4/18/1982	\$350,000	Lanny Wadkins	280 (-8)	Andy Bean - 283 (-5) David Graham - 283 (-5) Craig Stadler - 283 (-5) Ron Streck - 283 (-5)	\$63,000	La Costa CC, Carlsbad, CA (72/6,911)
4/19/1981	\$300,000	Lee Trevino	273 (-15)	Raymond Floyd - 275 (-13)	\$54,000	La Costa CC, Carlsbad, CA (72/6,911)
4/20/1980	\$300,000	Tom Watson	276 (-12)	Jim Colbert - 279 (-9)	\$54,000	La Costa CC, Carlsbad, CA (72/6,911)
4/22/1979	\$300,000	Tom Watson	275 (-13)	Bruce Lietzke - 281 (-7) Jerry Pate - 281 (-7)	\$54,000	La Costa CC, Carlsbad, CA (72/6,911)
4/16/1978	\$225,000	Gary Player	281 (-7)	Andy North - 283 (-5) Lee Trevino - 283 (-5)	\$45,000	La Costa CC, Carlsbad, CA (72/6,911)
4/17/1977	\$225,000	Jack Nicklaus *	281 (-7)	Bruce Lietzke - 281 (-7)	\$45,000	La Costa CC, Carlsbad, CA (72/6,911)
4/18/1976	\$225,000	Don January	277 (-11)	Hubert Green - 282 (-6)	\$45,000	La Costa CC, Carlsbad, CA (72/6,911)
4/27/1975	\$200,000	Al Geiberger *	277 (-11)	Gary Player - 277 (-11)	\$40,000	La Costa CC, Carlsbad, CA (72/6,911)
Tournament of Champions						
4/28/1974	\$200,000	Johnny Miller	280 (-8)	Bud Allin - 281 (-7) John Mahaffey - 281 (-7)	\$40,000	La Costa CC, Carlsbad, CA (72/6,911)
4/22/1973	\$200,000	Jack Nicklaus	276 (-12)	Lee Trevino - 277 (-11)	\$40,000	La Costa CC, Carlsbad, CA (72/6,911)
4/23/1972	\$165,000	Bobby Mitchell *	280 (-8)	Jack Nicklaus - 280 (-8)	\$33,000	La Costa CC, Carlsbad, CA (72/6,911)
4/25/1971	\$165,000	Jack Nicklaus	279 (-9)	Bruce Devlin - 287 (-1) Gary Player - 287 (-1) Dave Stockton - 287 (-1)	\$33,000	La Costa CC, Carlsbad, CA (72/6,911)
4/26/1970	\$150,000	Frank Beard	273 (-15)	Billy Casper - 280 (-8) Gary Player - 280 (-8) Tony Jacklin - 280 (-8)	\$30,000	La Costa CC, Carlsbad, CA (72/6,911)
4/20/1969	\$150,000	Gary Player	284 (-4)	Lee Trevino - 286 (-2)	\$30,000	La Costa CC, Carlsbad, CA (72/6,911)
4/21/1968	\$150,000	Don January	276 (-8)	Julius Boros - 277 (-7)	\$30,000	Stardust CC, Las Vegas, NV (71/6,725)
4/16/1967	\$100,000	Frank Beard	278 (-6)	Arnold Palmer - 279 (-5)	\$20,000	Stardust CC, Las Vegas, NV (71/6,725)
4/18/1966	\$100,000	Arnold Palmer *	283 (-5)	Gay Brewer - 283 (-5)	\$20,000	Desert Inn CC, Las Vegas, NV (72/7,209)
5/2/1965	\$75,000	Arnold Palmer	277 (-11)	Chi Chi Rodriguez - 279 (-9)	\$14,000	Desert Inn CC, Las Vegas, NV (72/7,209)
5/3/1964	\$65,000	Jack Nicklaus	279 (-9)	Al Geiberger - 281 (-7) Doug Sanders - 281 (-7)	\$12,000	Desert Inn CC, Las Vegas, NV (72/7,209)
5/5/1963	\$59,000	Jack Nicklaus	273 (-15)	Arnold Palmer - 278 (-10) Tony Lema - 278 (-10)	\$13,000	Desert Inn CC, Las Vegas, NV (72/7,209)
5/6/1962	\$58,000	Arnold Palmer	276 (-12)	Billy Casper - 277 (-11)	\$11,000	Desert Inn CC, Las Vegas, NV (72/7,209)
5/7/1961	\$52,000	Sam Snead	273 (-15)	Tommy Bolt - 280 (-8)	\$10,000	Desert Inn CC, Las Vegas, NV (72/7,209)
5/8/1960	\$42,400	Jerry Barber	268 (-20)	Jay Hebert - 272 (-16)	\$10,000	Desert Inn CC, Las Vegas, NV (72/7,209)
4/26/1959	\$46,620	Mike Souchak	281 (-7)	Art Wall - 283 (-5)	\$10,000	Desert Inn CC, Las Vegas, NV (72/7,209)
4/27/1958	\$40,000	Stan Leonard	275 (-13)	Billy Casper - 276 (-12)	\$10,000	Desert Inn CC, Las Vegas, NV (72/7,209)
4/21/1957	\$40,000	Gene Littler	285 (-3)	Billy Casper - 288 Dow Finsterwald - 288 Billy Maxwell - 288 Jimmy Demaret - 288	\$10,000	Desert Inn CC, Las Vegas, NV (72/7,209)
4/29/1956	\$38,500	Gene Littler	281 (-7)	Cary Middlecoff - 285 (-3)	\$10,000	Desert Inn CC, Las Vegas, NV (72/7,209)
5/1/1955	\$35,000	Gene Littler	280 (-8)	Jerry Barber - 293 (5) Bob Toski - 293 (5) Pete Cooper - 293 (5)	\$10,000	Desert Inn CC, Las Vegas, NV (72/7,209)
4/25/1954	\$35,000	Art Wall	278 (-10)	Al Besselink - 284 (-4) Lloyd Mangrum - 284 (-4)	\$10,000	Desert Inn CC, Las Vegas, NV (72/7,209)
4/26/1953	\$35,000	Al Besselink	280 (-8)	Chandler Harper - 281 (-7)	\$10,000	Desert Inn CC, Las Vegas, NV (72/7,209)

* indicates playoff

Sony Open in Hawaii

Honolulu, Hawaii • January 9-12, 2020

Waialae CC

Par/Yards: 35-35--70 | 7,044



FedExCup Points (first): 500

**Winner (playoff): Cameron Smith**

FedExCup Points: 500

70-65-66-68 269 (-11) | \$1,188,000

Leaders

Round 1

Collin Morikawa	65 (-5)
Sam Ryder	67 (-3)
Ryan Palmer	67 (-3)
Matt Jones	67 (-3)
Ted Potter, Jr.	67 (-3)
Cameron Smith	70 (E)

Round 2

Brendan Steele	134 (-6)
Cameron Davis	134 (-6)
Cameron Smith	135 (-5)
9 tied at position	135 (-5)

Round 3

Brendan Steele	198 (-12)
Cameron Smith	201 (-9)
Kevin Kisner	202 (-8)
Webb Simpson	203 (-7)
Ryan Palmer	203 (-7)
Collin Morikawa	203 (-7)

Order of Finish (cut: 36 HOLES: 66 professionals at +1 (141) or better.)

Pos	Player	Scores	Total	FedExCup Points	Earnings	Pos	Player	Scores	Total	FedExCup Points	Earnings	Pos	Player	Scores	Total	FedExCup Points	Earnings
1	Cameron Smith *	70 65 66 68	269 (-11)	500	\$1,188,000	T45	Joseph Bramlett	73 67 72 67	279 (-1)	9	\$18,497	CUT	Ryan Armour	72 72	144 (4)	--	--
2	Brendan Steele	68 66 64 71	269 (-11)	300	\$719,400	T45	Kramer Hickok	72 68 71 68	279 (-1)	9	\$18,497	CUT	James Hahn	69 75	144 (4)	--	--
3	Webb Simpson	71 66 66 67	270 (-10)	190	\$455,400	T53	Carlos Ortiz	72 69 71 68	280 (0)	6	\$15,609	CUT	David Heam	72 72	144 (4)	--	--
T4	Kevin Kisner	69 69 64 69	271 (-9)	115	\$277,750	T53	Brian Stuard	73 68 72 67	280 (0)	6	\$15,609	CUT	Jason Dufner	71 73	144 (4)	--	--
T4	Ryan Palmer	67 68 68 68	271 (-9)	115	\$277,750	T53	Nate Lashley	70 69 69 72	280 (0)	6	\$15,609	CUT	Graham DeLaet	72 72	144 (4)	--	--
T4	Graeme McDowell	71 69 67 64	271 (-9)	115	\$277,750	T53	Sepp Straka	70 69 76 65	280 (0)	6	\$15,609	CUT	Cameron Percy	73 72	145 (5)	--	--
T7	Ted Potter, Jr.	67 69 70 66	272 (-8)	88	\$214,500	T57	Scott Harrington	69 71 71 70	281 (1)	5	\$14,916	CUT	Kazuki Higa	74 71	145 (5)	--	--
T7	Lanto Griffin	71 69 68 64	272 (-8)	88	\$214,500	T57	Rhein Gibson	70 69 73 69	281 (1)	5	\$14,916	CUT	Russell Henley	76 69	145 (5)	--	--
T9	Bo Hoag	70 65 69 69	273 (-7)	75	\$179,850	T57	Harry Higgs	73 68 72 68	281 (1)	5	\$14,916	CUT	Mackenzie Hughes	74 71	145 (5)	--	--
T9	Henrik Norlander	71 66 68 67	273 (-7)	75	\$179,850	T57	Andrew Putnam	69 67 73 72	281 (1)	5	\$14,916	CUT	Keith Mitchell	73 72	145 (5)	--	--
T9	Cameron Davis	68 66 71 68	273 (-7)	75	\$179,850	T57	Hudson Swafford	69 67 75 70	281 (1)	5	\$14,916	CUT	Martin Trainer	72 73	145 (5)	--	--
T12	Corey Connors	68 71 69 66	274 (-6)	54	\$116,050	T57	Joaquin Niemann	71 70 71 69	281 (1)	5	\$14,916	CUT	Tyler Duncan	74 71	145 (5)	--	--
T12	Tom Hoge	71 68 67 68	274 (-6)	54	\$116,050	T63	Zac Blair	72 67 74 69	282 (2)	4	\$14,388	CUT	Hank Lebioda	74 72	146 (6)	--	--
T12	Brandt Snedeker	72 67 69 66	274 (-6)	54	\$116,050	T63	Talor Gooch	70 71 70 71	282 (2)	4	\$14,388	CUT	Doc Redman	77 69	146 (6)	--	--
T12	Hideki Matsuyama	74 67 67 66	274 (-6)	54	\$116,050	65	Mikumu Horikawa	73 67 76 67	283 (3)	--	\$14,190	CUT	Tyler McCumber	74 72	146 (6)	--	--
T12	Keegan Bradley	69 66 69 70	274 (-6)	54	\$116,050	66	Satoshi Kodaira	69 70 72 75	286 (6)	4	\$14,058	CUT	Ryuko Tokimatsu	74 72	146 (6)	--	--
T12	Joel Dahmen	74 66 68 66	274 (-6)	54	\$116,050	CUT	Anirban Lahiri	72 70	142 (2)	--	--	CUT	Will Gordon	74 72	146 (6)	--	--
T12	Peter Malnati	72 66 68 68	274 (-6)	54	\$116,050	CUT	Sung Kang	71 71	142 (2)	--	--	CUT	Vijay Singh	71 75	146 (6)	--	--
T12	Vaughn Taylor	75 66 66 67	274 (-6)	54	\$116,050	CUT	Kyle Stanley	70 72	142 (2)	--	--	CUT	Colt Knost	76 71	147 (7)	--	--
T12	Charles Howell III	72 67 66 69	274 (-6)	54	\$116,050	CUT	Adam Long	72 70	142 (2)	--	--	CUT	Jared Sawada	74 73	147 (7)	--	--
T21	Rory Sabbatini	68 67 70 70	275 (-5)	37	\$64,350	CUT	Bud Cauley	72 70	142 (2)	--	--	CUT (A)	Tyler Ota	74 73	147 (7)	--	--
T21	Emiliano Grillo	70 69 67 69	275 (-5)	37	\$64,350	CUT	Vince Covello	72 70	142 (2)	--	--	CUT	Sam Burns	72 75	147 (7)	--	--
T21	Mark Anderson	72 68 64 71	275 (-5)	37	\$64,350	CUT	Chris Kirk	70 72	142 (2)	--	--	CUT	Vincent Whaley	81 67	148 (8)	--	--
T21	Rob Oppenheim	70 65 72 68	275 (-5)	37	\$64,350	CUT	Chris Baker	72 70	142 (2)	--	--	CUT	Robby Shelton	76 72	148 (8)	--	--
T21	Brendon Todd	68 70 69 68	275 (-5)	37	\$64,350	CUT	Parker McLachlin	74 68	142 (2)	--	--	CUT	Doug Ghim	73 75	148 (8)	--	--
T21	Sungjae Im	69 68 67 71	275 (-5)	37	\$64,350	CUT	Matt Kuchar	69 73	142 (2)	--	--	CUT	Luke List	76 72	148 (8)	--	--
T21	Collin Morikawa	65 70 68 72	275 (-5)	37	\$64,350	CUT	Nelson Ledesma	74 68	142 (2)	--	--	CUT	Toru Nakajima	74 75	149 (9)	--	--
T28	Sam Ryder	67 68 73 68	276 (-4)	29	\$46,200	CUT	Sebastián Muñoz	72 70	142 (2)	--	--	CUT	Shugo Imahira	78 71	149 (9)	--	--
T28	D.J. Trahan	69 68 71 68	276 (-4)	29	\$46,200	CUT	Adam Schenk	72 70	142 (2)	--	--	CUT	Eric Dugas	71 78	149 (9)	--	--
T28	Zach Johnson	69 68 70 69	276 (-4)	29	\$46,200	CUT	Richard Hoey	74 68	142 (2)	--	--	CUT	Tomoyo Ikemura	76 73	149 (9)	--	--
T28	Marc Leishman	68 70 71 67	276 (-4)	29	\$46,200	CUT	Aaron Wise	70 72	142 (2)	--	--	CUT	J.J. Spaun	74 75	149 (9)	--	--
T32	Alex Noren	69 69 71 68	277 (-3)	22	\$36,850	CUT	J.T. Poston	72 71	143 (3)	--	--	CUT	Robert Streb	75 75	150 (10)	--	--
T32	Brian Harman	68 68 74 67	277 (-3)	22	\$36,850	CUT	Ben Taylor	73 70	143 (3)	--	--	CUT	Jim Herman	71 80	151 (11)	--	--
T32	Tim Wilkinson	68 69 70 70	277 (-3)	22	\$36,850	CUT	Brendan Hagy	72 71	143 (3)	--	--	CUT	Michael Gilgic	76 75	151 (11)	--	--
T32	Nick Taylor	70 69 67 71	277 (-3)	22	\$36,850	CUT	Brian Gay	72 71	143 (3)	--	--	CUT	Fabian Gómez	74 77	151 (11)	--	--
T32	Russell Knox	70 65 70 72	277 (-3)	22	\$36,850	CUT	Chez Reavie	73 70	143 (3)	--	--	CUT	Alexander Beach	81 70	151 (11)	--	--
T32	Matthew NeSmith	71 69 69 68	277 (-3)	22	\$36,850	CUT	Xinjun Zhang	73 70	143 (3)	--	--	CUT	Kristoffer Ventura	74 77	151 (11)	--	--
T38	Patrick Rodgers	68 69 69 72	278 (-2)	15	\$27,390	CUT	Charley Hoffman	71 72	143 (3)	--	--	CUT	Bo Van Pelt	76 76	152 (12)	--	--
T38	Chase Seifert	71 69 71 67	278 (-2)	15	\$27,390	CUT	Justin Thomas	72 71	143 (3)	--	--	CUT	Smylee Kaufman	78 75	153 (13)	--	--
T38	Daniel Berger	70 70 69 69	278 (-2)	15	\$27,390	CUT	Roger Sloan	74 69	143 (3)	--	--	CUT	Andrew Landry	77 76	153 (13)	--	--
T38	Abraham Ancer	69 71 69 69	278 (-2)	15	\$27,390	CUT	Patrick Reed	69 74	143 (3)	--	--	CUT	Ryan Brehm	81 73	154 (14)	--	--
T38	Michael Gelleman	69 67 73 69	278 (-2)	15	\$27,390	CUT	Jamie Lovemark	72 71	143 (3)	--	--	CUT	Rafael Campos	78 76	154 (14)	--	--
T38	Michael Thompson	70 69 69 70	278 (-2)	15	\$27,390	CUT	Brice Garnett	73 70	143 (3)	--	--	CUT	Mark Hubbard	78 77	155 (15)	--	--
T38	Matt Jones	67 71 70 70	278 (-2)	15	\$27,390	CUT	Kevin Tway	72 71	143 (3)	--	--	W/D	Matt Every	73	73 (3)	--	--
T45	Jimmy Walker	70 71 67 71	279 (-1)	9	\$18,497	CUT	Troy Merritt	75 68	143 (3)	--	--						
T45	Scott Piercy	70 69 71 69	279 (-1)	9	\$18,497	CUT	Patton Kizzire	70 74	144 (4)	--	--						
T45	Pat Perez	68 73 66 72	279 (-1)	9	\$18,497	CUT	Kyung-Hoon Lee	76 68	144 (4)	--	--						
T45	Jerry Kelly	70 70 71 68	279 (-1)	9	\$18,497	CUT	Dylan Frittelli	74 70	144 (4)	--	--						
T45	Ben Martin	73 68 65 73	279 (-1)	9	\$18,497	CUT	Scott Brown	74 70	144 (4)	--	--						
T45	Rikuya Hoshino	73 67 71 68	279 (-1)	--	\$18,497	CUT	Chesson Hadley	77 67	144 (4)	--	--						

indicates playoff win

Notes

Cameron Smith defeated Brendan Steele in a playoff to win the Sony Open in Hawaii, earning his second career PGA TOUR victory and first since the 2017 Zurich Classic of New Orleans (with Jonas Blixt). Smith made a birdie-4 on the 72nd hole to force the playoff and won with a par on the first extra hole (par-4 10th).

Cameron Smith pledged at the beginning of the week to donate \$500 per birdie and \$1,000 per eagle to relief efforts for the Australian wildfires and went on to co-lead the field in Birdies (21). He also led the field in Strokes Gained: Putting (2.058 per round), surpassing 2.0 strokes in that category for the fifth time in his career.

Cameron Smith opened the tournament with a bogey on No. 1 and a triple bogey on No. 2, becoming the first player in the ShotLink era (est. 2003) to play the first two holes in 4-over or worse and go on to win.

Brendan Steele held a three-shot 54-hole lead before falling in a playoff to Cameron Smith. Steele played the final six holes of regulation in 2-over and made a bogey on the first extra hole (par-4 10th). It marked his second career runner-up on TOUR and first top-10 in an individual stroke-play event since the 2018 Waste Management Phoenix Open.

With a third-place result, Webb Simpson earned his third top-10 at the event and first since 2018 (T4). Simpson, who co-led the field in Birdies (21), missed a 14-foot, 8-inch birdie putt at the 72nd hole to miss the playoff by one stroke.

Defending champion Matt Kuchar missed the cut in his 15th start at the event.

WEATHER: Thursday: Partly cloudy with scattered showers. High of 80. Wind ENE 20-30 mph, with gusts to 40 mph. **Friday:** Partly cloudy with scattered showers. High of 80. Wind ENE 20-30 mph, with gusts to 40 mph. **Saturday:** Cloudy with scattered showers. High of 79. Wind ENE 15-25 mph. **Sunday:** Cloudy with showers. High of 78. Wind E 15-25 mph.

Tournament Record: 253

Justin Thomas (2017)

Waialae CC: 59

Justin Thomas (2017)

Tournament History

End Date	Purse	Winner	Score	Runner-Up	Earnings	Location (Par/Yards)
Sony Open in Hawaii						
1/12/2020	\$6,600,000	Cameron Smith *	269 (-11)	Brendan Steele - 269 (-11)	\$1,188,000	Waialae CC, Honolulu, HI (70/7,044)
1/13/2019	\$6,400,000	Matt Kuchar	258 (-22)	Andrew Putnam - 262 (-18)	\$1,152,000	Waialae CC, Honolulu, HI (70/7,044)
1/14/2018	\$6,200,000	Patton Kizzire *	263 (-17)	James Hahn - 263 (-17)	\$1,116,000	Waialae CC, Honolulu, HI (70/7,044)
1/15/2017	\$6,000,000	Justin Thomas	253 (-27)	Justin Rose - 260 (-20)	\$1,080,000	Waialae CC, Honolulu, HI (70/7,044)
1/17/2016	\$5,800,000	Fabián Gómez *	260 (-20)	Brandt Snedeker - 260 (-20)	\$1,044,000	Waialae CC, Honolulu, HI (70/7,044)
1/18/2015	\$5,600,000	Jimmy Walker	257 (-23)	Scott Piercy - 266 (-14)	\$1,008,000	Waialae CC, Honolulu, HI (70/7,044)
1/12/2014	\$5,600,000	Jimmy Walker	263 (-17)	Chris Kirk - 264 (-16)	\$1,008,000	Waialae CC, Honolulu, HI (70/7,044)
1/13/2013	\$5,600,000	Russell Henley	256 (-24)	Tim Clark - 259 (-21)	\$1,008,000	Waialae CC, Honolulu, HI (70/7,044)
1/15/2012	\$5,500,000	Johnson Wagner	267 (-13)	Charles Howell III - 269 (-11) Harrison Frazer - 269 (-11) Sean O'Hair - 269 (-11) Carl Pettersson - 269 (-11)	\$990,000	Waialae CC, Honolulu, HI (70/7,044)
1/16/2011	\$5,500,000	Mark Wilson	264 (-16)	Tim Clark - 266 (-14) Steve Marino - 266 (-14)	\$990,000	Waialae CC, Honolulu, HI (70/7,044)
1/17/2010	\$5,500,000	Ryan Palmer	265 (-15)	Robert Allenby - 266 (-14)	\$990,000	Waialae CC, Honolulu, HI (70/7,044)
1/18/2009	\$5,400,000	Zach Johnson	265 (-15)	David Toms - 267 (-13) Adam Scott - 267 (-13)	\$972,000	Waialae CC, Honolulu, HI (70/7,044)
1/13/2008	\$5,300,000	K.J. Choi	266 (-14)	Rory Sabbatini - 269 (-11)	\$954,000	Waialae CC, Honolulu, HI (70/7,044)
1/14/2007	\$5,200,000	Paul Goydos	266 (-14)	Charles Howell III - 267 (-13) Luke Donald - 267 (-13)	\$936,000	Waialae CC, Honolulu, HI (70/7,044)
1/15/2006	\$5,100,000	David Toms	261 (-19)	Chad Campbell - 266 (-14) Rory Sabbatini - 266 (-14)	\$918,000	Waialae CC, Honolulu, HI (70/7,060)
1/16/2005	\$4,800,000	Vijay Singh	269 (-11)	Ernie Els - 270 (-10)	\$864,000	Waialae CC, Honolulu, HI (70/7,060)
1/18/2004	\$4,800,000	Ernie Els *	262 (-18)	Harrison Frazer - 262 (-18)	\$864,000	Waialae CC, Honolulu, HI (70/7,060)
1/19/2003	\$4,500,000	Ernie Els *	264 (-16)	Aaron Baddeley - 264 (-16)	\$810,000	Waialae CC, Honolulu, HI (70/7,060)
1/13/2002	\$4,000,000	Jerry Kelly	266 (-14)	John Cook - 267 (-13)	\$720,000	Waialae CC, Honolulu, HI (70/7,060)
1/21/2001	\$4,000,000	Brad Faxon	260 (-20)	Tom Lehman - 264 (-16)	\$720,000	Waialae CC, Honolulu, HI (70/7,060)
1/16/2000	\$2,900,000	Paul Azinger	261 (-19)	Stuart Appleby - 268 (-12)	\$522,000	Waialae CC, Honolulu, HI (70/7,012)
1/17/1999	\$2,600,000	Jeff Sluman	271 (-9)	Davis Love III - 273 (-7) Jeff Maggert - 273 (-7) Len Mattiace - 273 (-7) Chris Perry - 273 (-7) Tommy Tolles - 273 (-7)	\$468,000	Waialae CC, Honolulu, HI (70/7,012)
United Airlines Hawaiian Open						
2/15/1998	\$1,800,000	John Huston	260 (-28)	Tom Watson - 267 (-21)	\$324,000	Waialae CC, Honolulu, HI (72/7,012)
2/16/1997	\$1,200,000	Paul Stankowski *	271 (-17)	Mike Reid - 271 (-17) Jim Furyk - 271 (-17)	\$216,000	Waialae CC, Honolulu, HI (72/7,012)
2/18/1996	\$1,200,000	Jim Furyk *	277 (-11)	Brad Faxon - 277 (-11)	\$216,000	Waialae CC, Honolulu, HI (72/6,975)
1/15/1995	\$1,200,000	John Morse	269 (-19)	Tom Lehman - 272 (-16) Duffy Waldorf - 272 (-16)	\$216,000	Waialae CC, Honolulu, HI (72/6,975)
1/16/1994	\$1,200,000	Brett Ogle	269 (-19)	Davis Love III - 270 (-18)	\$216,000	Waialae CC, Honolulu, HI (72/6,975)
1/17/1993	\$1,200,000	Howard Twitty	269 (-19)	Joey Sindelar - 273 (-15)	\$216,000	Waialae CC, Honolulu, HI (72/6,975)
2/6/1992	\$1,200,000	John Cook	265 (-23)	Paul Azinger - 267 (-21)	\$216,000	Waialae CC, Honolulu, HI (72/6,975)
United Hawaiian Open						
1/20/1991	\$1,100,000	Lanny Wadkins	270 (-18)	John Cook - 274 (-14)	\$198,000	Waialae CC, Honolulu, HI (72/6,975)
Hawaiian Open						
2/11/1990	\$1,000,000	David Ishii	279 (-9)	Paul Azinger - 280 (-8)	\$180,000	Waialae CC, Honolulu, HI (72/6,975)
2/12/1989	\$750,000	Gene Sauers	197 (-19)	David Ogren - 198 (-18)	\$135,000	Waialae CC, Honolulu, HI (72/6,975)
2/14/1988	\$600,000	Lanny Wadkins	271 (-17)	Richard Zokol - 272 (-16)	\$108,000	Waialae CC, Honolulu, HI (72/6,975)
2/8/1987	\$600,000	Corey Pavin *	270 (-18)	Craig Stadler - 270 (-18)	\$108,000	Waialae CC, Honolulu, HI (72/6,975)
2/16/1986	\$500,000	Corey Pavin	272 (-16)	Paul Azinger - 274 (-14)	\$90,000	Waialae CC, Honolulu, HI (72/6,975)
2/10/1985	\$500,000	Mark O'Meara	267 (-21)	Craig Stadler - 268 (-20)	\$90,000	Waialae CC, Honolulu, HI (72/6,975)
2/12/1984	\$500,000	Jack Renner *	271 (-17)	Wayne Levi - 271 (-17)	\$90,000	Waialae CC, Honolulu, HI (72/7,234)
2/13/1983	\$325,000	Isao Aoki	268 (-20)	Jack Renner - 269 (-19)	\$58,500	Waialae CC, Honolulu, HI (72/7,284)
2/14/1982	\$325,000	Wayne Levi	277 (-11)	Scott Simpson - 278 (-10)	\$58,500	Waialae CC, Honolulu, HI (72/7,234)
2/15/1981	\$325,000	Hale Irwin	265 (-23)	Don January - 271 (-17)	\$58,500	Waialae CC, Honolulu, HI (72/7,234)
2/10/1980	\$325,000	Andy Bean	266 (-22)	Lee Trevino - 269 (-19)	\$58,500	Waialae CC, Honolulu, HI (72/7,234)
2/11/1979	\$300,000	Hubert Green	267 (-21)	Fuzzy Zoeller - 270 (-18)	\$54,000	Waialae CC, Honolulu, HI (72/7,234)
2/5/1978	\$250,000	Hubert Green *	274 (-14)	Billy Kratzert - 274 (-14)	\$50,000	Waialae CC, Honolulu, HI (72/7,234)
2/6/1977	\$240,000	Bruce Lietzke	273 (-15)	Don January - 276 (-12) Takashi Murakami - 276 (-12)	\$48,000	Waialae CC, Honolulu, HI (72/7,234)
2/1/1976	\$230,000	Ben Crenshaw	270 (-18)	Hale Irwin - 274 (-14) Lary Nelson - 274 (-14)	\$46,000	Waialae CC, Honolulu, HI (72/7,234)
2/2/1975	\$220,000	Gary Groh	274 (-14)	Al Geiberger - 275 (-13)	\$44,000	Waialae CC, Honolulu, HI (72/7,234)
2/3/1974	\$220,000	Jack Nicklaus	271 (-17)	Eddie Pearce - 274 (-14)	\$44,000	Waialae CC, Honolulu, HI (72/7,234)
2/4/1973	\$200,000	John Schlee	273 (-15)	Orville Moody - 275 (-13)	\$40,000	Waialae CC, Honolulu, HI (72/7,234)
2/6/1972	\$200,000	Grier Jones *	274 (-14)	Bob Murphy - 274 (-14)	\$40,000	Waialae CC, Honolulu, HI (72/7,234)
2/7/1971	\$200,000	Tom Shaw	273 (-15)	Miller Barber - 274 (-14)	\$40,000	Waialae CC, Honolulu, HI (72/7,234)
11/9/1969	\$125,000	Bruce Crampton	274 (-14)	Jack Nicklaus - 278 (-10)	\$25,000	Waialae CC, Honolulu, HI (72/7,234)
11/10/1968	\$125,000	Lee Trevino	272 (-16)	George Archer - 274 (-14)	\$25,000	Waialae CC, Honolulu, HI (72/7,234)
11/5/1967	\$100,000	Dudley Wysong *	284 (-4)	Billy Casper - 284 (-4)	\$20,000	Waialae CC, Honolulu, HI (72/7,234)
10/30/1966	\$57,000	Ted Makalena	271 (-17)	Gay Brewer - 274 (-14) Billy Casper - 274 (-14)	\$8,500	Waiale CC, Honolulu, HI (72/7,234)
11/7/1965	\$60,300	Gay Brewer *	281 (-7)	Bob Goalby - 281 (-7)	\$9,000	Waiale CC, Honolulu, HI (72/7,234)

* indicates playoff

The American Express

La Quinta, California • January 16-19, 2020

Stadium Course

Par/Yards: 36-36--72 | 7,113

**THE
AMERICAN
EXPRESS™**

FedExCup Points (first): 500

**Winner: Andrew Landry**

FedExCup Points: 500

66-64-65-67 262 (-26) | \$1,206,000

Leaders

Round 1

Grayson Murray	64 (-8)
Zac Blair	64 (-8)
Scottie Scheffler	65 (-7)
Hank Lebioda	65 (-7)
Rickie Fowler	65 (-7)
Andrew Landry	66 (-6)

Round 2

Scottie Scheffler	129 (-15)
Rickie Fowler	129 (-15)
Andrew Landry	130 (-14)
Tony Finau	131 (-13)
Bud Cauley	132 (-12)

Round 3

Scottie Scheffler	195 (-21)
Andrew Landry	195 (-21)
Rickie Fowler	199 (-17)
Ryan Moore	200 (-16)
Chase Seifert	200 (-16)

Order of Finish (cut: 54 HOLES: 74 professionals at -9 (207) or better.)

Pos	Player	Scores	Total	FedExCup Points	Earnings	Pos	Player	Scores	Total	FedExCup Points	Earnings	Pos	Player	Scores	Total	FedExCup Points	Earnings
1	Andrew Landry	66 64 65 67	262 (-26)	500	\$1,206,000	T55	Zac Blair	64 70 71 73	278 (-10)	6	\$15,410	CUT	Seung-Yul Noh	69 73 69	211 (-5)	--	--
2	Abraham Ancer	68 67 66 63	264 (-24)	300	\$730,300	T55	Scott Stallings	67 71 67 73	278 (-10)	6	\$15,410	CUT	Scott Harrington	71 69 71	211 (-5)	--	--
3	Scottie Scheffler	65 64 66 70	265 (-23)	190	\$462,300	T55	Jason Dufner	67 71 69 71	278 (-10)	6	\$15,410	CUT	Kevin Chappell	71 72 68	211 (-5)	--	--
T4	Sepp Straka	69 65 68 66	268 (-20)	123	\$301,500	T55	Ryan Brehm	69 67 71 71	278 (-10)	6	\$15,410	CUT	Danny Lee	70 71 70	211 (-5)	--	--
T4	Bud Cauley	68 64 71 65	268 (-20)	123	\$301,500	T55	Fabian Gómez	69 70 67 72	278 (-10)	6	\$15,410	CUT	Kevin Kisner	74 68 69	211 (-5)	--	--
T6	Sebastian Cappelletti	67 70 64 68	269 (-19)	89	\$218,588	T55	Jhonattan Vegas	68 69 70 71	278 (-10)	6	\$15,410	CUT	Nelson Ledesma	70 74 67	211 (-5)	--	--
T6	Ryan Moore	68 65 67 69	269 (-19)	89	\$218,588	T61	Scott Piercy	67 68 72 72	279 (-9)	5	\$14,807	CUT	Peter Malnati	71 71 69	211 (-5)	--	--
T6	Sam Burns	71 68 67 63	269 (-19)	89	\$218,588	T61	Charley Hoffman	74 63 69 73	279 (-9)	5	\$14,807	CUT	Lucas Bjerregaard	75 70 66	211 (-5)	--	--
T6	Tom Hoge	66 70 66 67	269 (-19)	89	\$218,588	T61	Matthew Wolff	67 69 71 72	279 (-9)	5	\$14,807	CUT	Byeong Hun An	70 72 70	212 (-4)	--	--
T10	Sungjae Im	67 66 69 68	270 (-18)	68	\$162,475	T64	Tyler Duncan	66 73 67 74	280 (-8)	4	\$14,338	CUT	Brice Gamett	77 71 64	212 (-4)	--	--
T10	Grayson Murray	64 71 69 66	270 (-18)	68	\$162,475	T64	Tyler McCumber	67 71 69 73	280 (-8)	4	\$14,338	CUT	Jason Kokrak	73 69 70	212 (-4)	--	--
T10	Andrew Putnam	67 69 65 69	270 (-18)	68	\$162,475	T64	Wes Roach	68 65 69 78	280 (-8)	4	\$14,338	CUT	Vince Covello	73 69 70	212 (-4)	--	--
T10	Rickie Fowler	65 64 70 71	270 (-18)	68	\$162,475	T64	Patrick Rodgers	69 66 72 73	280 (-8)	4	\$14,338	CUT	Zach Johnson	70 72 70	212 (-4)	--	--
T14	Tony Finau	69 62 71 69	271 (-17)	55	\$122,275	T68	D.J. Trahan	69 69 69 74	281 (-7)	3	\$13,802	CUT	Brian Gay	76 68 68	212 (-4)	--	--
T14	Alex Noren	67 67 68 69	271 (-17)	55	\$122,275	T68	Josh Teater	67 70 69 75	281 (-7)	3	\$13,802	CUT	Stewart Cink	73 68 71	212 (-4)	--	--
T14	Adam Schenk	66 69 68 68	271 (-17)	55	\$122,275	T68	Henrik Norlander	75 66 66 74	281 (-7)	3	\$13,802	CUT	Greg Chalmers	71 70 71	212 (-4)	--	--
T17	Talor Gooch	69 71 64 68	272 (-16)	48	\$98,825	T68	Troy Merritt	71 68 68 74	281 (-7)	3	\$13,802	CUT	Doug Ghim	68 70 74	212 (-4)	--	--
T17	Hank Lebioda	65 71 66 70	272 (-16)	48	\$98,825	72	Brian Stuard	67 70 70 75	282 (-6)	3	\$13,467	CUT	J.J. Spaun	71 68 73	212 (-4)	--	--
T17	Matthew NeSmith	68 68 70 66	272 (-16)	48	\$98,825	73	Anirban Lahiri	70 70 66 77	283 (-5)	3	\$13,333	CUT	Richy Werenski	69 73 70	212 (-4)	--	--
T21	Kevin Na	69 67 69 67	272 (-16)	48	\$98,825	74	Matt Every	70 67 68 82	287 (-1)	3	\$13,199	CUT	Austin Cook	69 72 72	213 (-3)	--	--
T21	Brian Harman	67 67 69 70	273 (-15)	37	\$63,399	CUT	Jimmy Walker	71 68 69	208 (-8)	--	--	CUT	Phil Mickelson	70 72 71	213 (-3)	--	--
T21	Tim Wilkinson	71 65 66 71	273 (-15)	37	\$63,399	CUT	Kevin Streelman	67 70 71	208 (-8)	--	--	CUT	James Hahn	72 72 69	213 (-3)	--	--
T21	Paul Casey	68 67 67 71	273 (-15)	37	\$63,399	CUT	Lucas Glover	67 76 65	208 (-8)	--	--	CUT	Beau Hossler	71 73 70	214 (-2)	--	--
T21	Michael Gilgic	69 65 70 69	273 (-15)	37	\$63,399	CUT	Chaz Reavie	71 70 67	208 (-8)	--	--	CUT	Ryan Armour	67 75 72	214 (-2)	--	--
T21	Kyounge-Hoon Lee	68 69 68 68	273 (-15)	37	\$63,399	CUT	Cameron Percy	74 66 68	208 (-8)	--	--	CUT	Aaron Baddeley	70 71 73	214 (-2)	--	--
T21	Chase Seifert	66 67 67 73	273 (-15)	37	\$63,399	CUT	Michael Gellerman	71 71 66	208 (-8)	--	--	CUT	Kramer Hickok	71 72 71	214 (-2)	--	--
T21	Cameron Champ	67 71 68 67	273 (-15)	37	\$63,399	CUT	Ben Taylor	71 70 67	208 (-8)	--	--	CUT	Kevin Stadler	70 70 75	215 (-1)	--	--
T21	Sebastián Muñoz	67 68 68 70	273 (-15)	37	\$63,399	CUT	Wyndham Clark	71 68 70	209 (-7)	--	--	CUT	Billy Horschel	74 71 70	215 (-1)	--	--
T29	Vincent Whaley	71 68 67 68	274 (-14)	24	\$41,121	CUT	Kristoffer Ventura	73 69 67	209 (-7)	--	--	CUT	Joseph Bramlett	73 70 72	215 (-1)	--	--
T29	Doc Redman	68 70 68 68	274 (-14)	24	\$41,121	CUT	Harold Varner III	69 72 68	209 (-7)	--	--	CUT	Francesco Molinari	73 71 72	216 (0)	--	--
T29	Sam Ryder	69 70 68 67	274 (-14)	24	\$41,121	CUT	Isaiah Salinda	67 70 72	209 (-7)	--	--	CUT	Ricky Barnes	70 71 76	217 (1)	--	--
T29	Daniel Berger	69 68 68 68	274 (-14)	24	\$41,121	CUT	Bo Van Pelt	72 67 70	209 (-7)	--	--	CUT	Mark Wilson	69 74 74	217 (1)	--	--
T29	Cameron Davis	66 67 72 69	274 (-14)	24	\$41,121	CUT	Nick Taylor	67 68 74	209 (-7)	--	--	CUT	John Senden	75 74 69	218 (2)	--	--
T29	Chesson Hadley	73 67 64 70	274 (-14)	24	\$41,121	CUT	Kyle Stanley	70 68 71	209 (-7)	--	--	CUT	Robert Streb	71 76 71	218 (2)	--	--
T29	Ben Martin	72 64 71 67	274 (-14)	24	\$41,121	CUT	Harry Higgs	74 72 63	209 (-7)	--	--	CUT	Robby Shelton	71 73 74	218 (2)	--	--
T29	Nick Watney	67 71 65 71	274 (-14)	24	\$41,121	CUT	Chris Baker	71 69 69	209 (-7)	--	--	CUT (A)	Charles Reiter	75 72 71	218 (2)	--	--
T37	David Hearn	71 68 65 71	275 (-13)	17	\$29,815	CUT	Russell Henley	68 70 71	209 (-7)	--	--	CUT	Rafael Campos	73 71 76	220 (4)	--	--
T37	Ted Potter, Jr.	70 63 73 69	275 (-13)	17	\$29,815	CUT	Zack Sucher	72 68 69	209 (-7)	--	--	CUT	Sam Saunders	70 72 78	220 (4)	--	--
T37	Russell Knox	66 71 70 68	275 (-13)	17	\$29,815	CUT	Roger Sloan	66 71 72	209 (-7)	--	--	CUT	Rhein Gibson	72 78 71	221 (5)	--	--
T37	Brendon Todd	69 68 65 73	275 (-13)	17	\$29,815	CUT	Adam Long	69 70 71	210 (-6)	--	--	CUT	Scott Brown	74 77 72	223 (7)	--	--
T37	J.T. Poston	67 69 69 70	275 (-13)	17	\$29,815	CUT	Hudson Swafford	70 67 73	210 (-6)	--	--	CUT	Dominic Bozzelli	67 77 79	223 (7)	--	--
T37	Maverick McNealy	69 65 71 70	275 (-13)	17	\$29,815	CUT	Patton Kizzire	72 69 69	210 (-6)	--	--	CUT	Brian Smock	76 73 75	224 (8)	--	--
T43	Mark Hubbard	69 71 67 69	276 (-12)	11	\$22,445	CUT	Michael Thompson	70 72 68	210 (-6)	--	--	CUT	Hunter Mahan	72 77 77	226 (10)	--	--
T43	Brendan Steele	70 66 67 73	276 (-12)	11	\$22,445	CUT	Xinjun Zhang	69 73 68	210 (-6)	--	--	CUT	Martin Trainer	78 78 74	230 (14)	--	--
T43	Cameron Tringale	69 69 67 71	276 (-12)	11	\$22,445	CUT	Luke List	70 72 68	210 (-6)	--	--	W/D	Ben Crane	71	71 (-1)	--	--
T43	Bronson Burgoon	72 66 69 69	276 (-12)	11	\$22,445	CUT	Martin Laird	69 72 69	210 (-6)	--	--	W/D	Nate Lashley	77	77 (5)	--	--
T43	Vaughn Taylor	69 74 64 69	276 (-12)	11	\$22,445	CUT	Rob Oppenheim	73 67 70	210 (-6)	--	--	W/D	Si Woo Kim	87	87 (15)	--	--
T48	Rory Sabbatini	70 70 67 70	277 (-11)	8	\$16,989	CUT	Chris Stroud	70 70 70	210 (-6)	--	--	W/D	Bo Hoag	71 68	139 (-5)	--	--
T48	Carlos Ortiz	71 70 66 70	277 (-11)	8	\$16,989	CUT	Charles Howell III	70 68 72	210 (-6)	--	--						
T48	Harris English	71 68 64 74	277 (-11)	8	\$16,989	CUT	Steve Stricker	69 73 68	210 (-6)	--	--						
T48	John Huh	67 69 69 72	277 (-11)	8	\$16,989	CUT	Mackenzie Hughes	71 69 70	210 (-6)	--	--						
T48	Max Homa	71 68 63 75	277 (-11)	8	\$16,989	CUT	Aaron Wise	70 67 73	210 (-6)	--	--						
T48	Brandon Hagy	74 63 69 71	277 (-11)	8	\$16,989	CUT	Akshay Bhatia	71 71 69	211 (-5)	--	--						
T48	Denny McCarthy	71 68 65 73	277 (-11)	8	\$16,989	CUT	Bill Haas	68 68 75	211 (-5)	--	--						

Notes

Andrew Landry earned his second career PGA TOUR title, winning The American Express by two shots over Abraham Ancer. The victory came in his 80th start on TOUR at the age of 32 years, 165 days.

Andrew Landry made 31 birdies, becoming the fifth player to make 31 or more in a 72-hole event since 1983 and first since Steve Stricker at the 2010 John Deere Classic.

Andrew Landry joined Tom Kite as the second player to win the event after having previously lost in a playoff, doing so in 2018 to Jon Rahm.

Abraham Ancer shot a final-round 63 to finish second, two strokes behind champion Andrew Landry. It marked his second runner-up in an 11-start stretch on TOUR (first: 2019 THE NORTHERN TRUST). Ancer made just two bogeys, the fewest of any player in the field, and led the field in Greens in Regulation Percentage (79.17%).

Rookie Scottie Scheffler earned his second top-three result of the season, finishing solo-third at 23-under 265. Scheffler held a share of the 36-hole lead for the third time on the season (fell to 0-for-3) and co-led the field in Eagles (3).

Phil Mickelson missed the cut in his first year serving as tournament host after acting as an ambassador for several years.

Defending champion Adam Long, who earned his first career victory at the event in 2019, missed the cut after rounds of 69-70-71—210 (-6).

WEATHER: Thursday: Mostly sunny. High of 68. Wind SE 5-10 mph. **Friday:** Mostly sunny. High of 68. Wind NE 4-8 mph. **Saturday:** Sunny. High of 72. Wind E 3-6 mph. **Sunday:** Sunny. High of 77. Wind ESE 3-6 mph.

Tournament Record: 260

Patrick Reed (2014)

La Quinta CC: 59

Adam Hadwin (2017)

Nicklaus Tournament Course: 62

Tony Finau (2020), Kevin Na (2016), David Lingmerth (2016)

Stadium Course: 63

Abraham Ancer (2020), Sam Burns (2020), Charles Reiter (2019)

Other Course: 59

David Duval (1999) - PGA West (Palmer)

Tournament History

End Date	Purse	Winner	Score	Runner-Up	Earnings	Location (Par/Yards)
The American Express						
1/19/2020	\$6,700,000	Andrew Landry	262 (-26)	Abraham Ancer - 264 (-24)	\$1,206,000	Stadium Course, La Quinta, CA (72/7,113) Nicklaus Tournament Course, La Quinta, CA (72/7,159) La Quinta CC, La Quinta, CA (72/7,060)
Desert Classic						
1/20/2019	\$5,900,000	Adam Long	262 (-26)	Phil Mickelson - 263 (-25) Adam Hadwin - 263 (-25)	\$1,062,000	Stadium Course, La Quinta, CA (72/7,113) Nicklaus Tournament Course, La Quinta, CA (72/7,159) La Quinta CC, La Quinta, CA (72/7,060)
CareerBuilder Challenge						
1/21/2018	\$5,900,000	Jon Rahm *	266 (-22)	Andrew Landry - 266 (-22)	\$1,062,000	Stadium Course, La Quinta, CA (72/7,113) Nicklaus Tournament Course, La Quinta, CA (72/7,159) La Quinta CC, La Quinta, CA (72/7,060)
1/22/2017	\$5,800,000	Hudson Swafford	268 (-20)	Adam Hadwin - 269 (-19)	\$1,044,000	PGA WEST TPC Stadium Course, La Quinta, CA (72/7,113) PGA West (Tournament), La Quinta, CA (72/7,159) La Quinta CC, La Quinta, CA (72/7,060)
CareerBuilder Challenge in partnership with the Clinton Foundation						
1/24/2016	\$5,800,000	Jason Dufner *	263 (-25)	David Lingmerth - 263 (-25)	\$1,044,000	PGA WEST TPC Stadium Course, La Quinta, CA (72/7,113) PGA West (Tournament), La Quinta, CA (72/7,159) La Quinta CC, La Quinta, CA (72/7,060)
Humana Challenge in partnership with the Clinton Foundation						
1/25/2015	\$5,700,000	Bill Haas	266 (-22)	Charley Hoffman - 267 (-21) Matt Kuchar - 267 (-21) Steve Wheatcroft - 267 (-21) Brendan Steele - 267 (-21) Sung Joon Park - 267 (-21)	\$1,026,000	PGA West (Palmer), La Quinta, CA (72/6,950) PGA West (Nicklaus), La Quinta, CA (72/6,924) La Quinta CC, La Quinta, CA (72/7,060)
1/19/2014	\$5,700,000	Patrick Reed	260 (-28)	Ryan Palmer - 262 (-26)	\$1,026,000	PGA West (Palmer), La Quinta, CA (72/6,950) PGA West (Nicklaus), La Quinta, CA (72/6,924) La Quinta CC, La Quinta, CA (72/7,060)
1/20/2013	\$5,600,000	Brian Gay *	263 (-25)	Charles Howell III - 263 (-25) David Lingmerth - 263 (-25)	\$1,008,000	PGA West (Palmer), La Quinta, CA (72/6,950) PGA West (Nicklaus), La Quinta, CA (72/6,924) La Quinta CC, La Quinta, CA (72/7,060)
1/22/2012	\$5,600,000	Mark Wilson	264 (-24)	Robert Garrigus - 266 (-22) Johnson Wagner - 266 (-22) John Mallinger - 266 (-22)	\$1,008,000	PGA West (Palmer), La Quinta, CA (72/6,950) PGA West (Nicklaus), La Quinta, CA (72/6,924) La Quinta CC, La Quinta, CA (72/7,060)
Bob Hope Classic						
1/23/2011	\$5,000,000	Jhonattan Vegas *	333 (-27)	Bill Haas - 333 (-27) Gary Woodland - 333 (-27)	\$900,000	PGA West (Palmer), La Quinta, CA (72/6,950) PGA West (Nicklaus), La Quinta, CA (72/6,924) La Quinta CC, La Quinta, CA (72/7,060) Silver Rock, La Quinta, CA (72/7,403)
1/24/2010	\$5,000,000	Bill Haas	330 (-30)	Matt Kuchar - 331 (-29) Tim Clark - 331 (-29) Bubba Watson - 331 (-29)	\$900,000	PGA West (Palmer), La Quinta, CA (72/6,950) PGA West (Nicklaus), La Quinta, CA (72/6,890) La Quinta CC, La Quinta, CA (72/7,060) Silver Rock, La Quinta, CA (72/7,403)
The 50th Bob Hope Classic hosted by Arnold Palmer						
1/25/2009	\$5,100,000	Pat Perez	327 (-33)	John Merrick - 330 (-30)	\$918,000	PGA West (Palmer), La Quinta, CA (72/6,930) PGA West (Nicklaus), La Quinta, CA (72/6,924) Bermuda Dunes CC, Bermuda Dunes, CA (72/7,017) Silver Rock, La Quinta, CA (72/7,403)
Bob Hope Chrysler Classic						
1/20/2008	\$5,100,000	D.J. Trahan	334 (-26)	Justin Leonard - 337 (-23)	\$918,000	The Classic Club, Palm Desert, CA (72/7,305) PGA West (Palmer), La Quinta, CA (72/6,930) La Quinta CC, La Quinta, CA (72/7,060) Silver Rock, La Quinta, CA (72/7,403)
1/21/2007	\$5,000,000	Charley Hoffman *	343 (-17)	John Rollins - 343 (-17)	\$900,000	The Classic Club, Palm Desert, CA (72/7,305) PGA West (Palmer), La Quinta, CA (72/6,930) La Quinta CC, La Quinta, CA (72/7,060) Bermuda Dunes CC, Bermuda Dunes, CA (72/7,017)
1/22/2006	\$5,000,000	Chad Campbell	335 (-25)	Scott Verplank - 338 (-22) Jesper Parnevik - 338 (-22)	\$900,000	The Classic Club, Palm Desert, CA (72/7,305) PGA West (Palmer), La Quinta, CA (72/6,930) La Quinta CC, La Quinta, CA (72/7,060) Bermuda Dunes CC, Bermuda Dunes, CA (72/6,962)
1/30/2005	\$4,700,000	Justin Leonard	332 (-28)	Joe Ogilvie - 335 (-25) Tim Clark - 335 (-25)	\$846,000	PGA West (Palmer), La Quinta, CA (72/6,930) Tamarisk CC, Rancho Mirage, CA (72/7,003) La Quinta CC, La Quinta, CA (72/7,060) Bermuda Dunes CC, Bermuda Dunes, CA (72/6,962)
1/25/2004	\$4,500,000	Phil Mickelson *	330 (-30)	Skip Kendall - 330 (-30)	\$810,000	PGA West (Palmer), La Quinta, CA (72/6,930) Indian Wells CC, Indian Wells, CA (72/6,478) La Quinta CC, La Quinta, CA (72/7,060) Bermuda Dunes CC, Bermuda Dunes, CA (72/6,962)
2/2/2003	\$4,500,000	Mike Weir	330 (-30)	Jay Haas - 332 (-28)	\$810,000	PGA West (Palmer), La Quinta, CA (72/6,930) Indian Wells CC, Indian Wells, CA (72/6,478) La Quinta CC, La Quinta, CA (72/7,060) Bermuda Dunes CC, Bermuda Dunes, CA (72/6,927)
1/20/2002	\$4,000,000	Phil Mickelson *	330 (-30)	David Berganio, Jr. - 330 (-30)	\$720,000	PGA West (Palmer), La Quinta, CA (72/6,950) Indian Wells CC, Indian Wells, CA (72/6,478) Bermuda Dunes CC, Bermuda Dunes, CA (72/6,927) Tamarisk CC, West Palm Beach, FL (72/6,881)
2/18/2001	\$3,500,000	Joe Durant	324 (-36)	Paul Stankowski - 328 (-32)	\$630,000	PGA West (Palmer), La Quinta, CA (72/6,950) Indian Wells CC, Indian Wells, CA (72/6,478) Bermuda Dunes CC, Bermuda Dunes, CA (72/6,927) La Quinta CC, La Quinta, CA (72/7,060)
1/23/2000	\$3,000,000	Jesper Parnevik	331 (-27)	Rory Sabbatini - 332 (-26)	\$540,000	PGA West (Palmer), La Quinta, CA (72/6,950) Indian Wells CC, Indian Wells, CA (72/6,478) Bermuda Dunes CC, Bermuda Dunes, CA (71/6,829) La Quinta CC, La Quinta, CA (72/7,060)
1/24/1999	\$3,000,000	David Duval	334 (-26)	Steve Pate - 335 (-25)	\$540,000	PGA West (Palmer), La Quinta, CA (72/6,950) Indian Wells CC, Indian Wells, CA (72/6,478) Bermuda Dunes CC, Bermuda Dunes, CA (72/6,927) Tamarisk CC, Rancho Mirage, CA (72/6,881)
1/18/1998	\$2,300,000	Fred Couples *	332 (-28)	Bruce Lietzke - 332 (-28)	\$414,000	Bermuda Dunes CC, Bermuda Dunes, CA (72/6,927) Indian Wells CC, Indian Wells, CA (72/6,478) PGA West (Palmer), La Quinta, CA (72/6,928) La Quinta CC, La Quinta, CA (72/6,901)
1/19/1997	\$1,500,000	John Cook	327 (-33)	Mark Calcavecchia - 328 (-32)	\$270,000	Bermuda Dunes CC, Bermuda Dunes, CA (72/6,927) Indian Wells CC, Indian Wells, CA (72/6,478) Indian Ridge CC, Palm Dessert, CA (72/7,037) La Quinta CC, La Quinta, CA (72/6,901)
1/21/1996	\$1,300,000	Mark Brooks	337 (-23)	John Huston - 338 (-22)	\$234,000	Bermuda Dunes CC, Bermuda Dunes, CA (72/6,927) Indian Wells CC, Indian Wells, CA (72/6,478) Indian Ridge CC, Palm Dessert, CA (72/7,037) Tamarisk CC, Rancho Mirage, CA (72/6,881)
2/19/1995	\$1,200,000	Kenny Perry	335 (-25)	David Duval - 336 (-24)	\$216,000	Bermuda Dunes CC, Bermuda Dunes, CA (72/6,927) Indian Wells CC, Indian Wells, CA (72/6,478) Indian Ridge CC, Palm Dessert, CA (72/7,037) La Quinta CC, La Quinta, CA (72/6,901)

Tournament History

End Date	Purse	Winner	Score	Runner-Up	Earnings	Location (Par/Yards)
2/20/1994	\$1,100,000	Scott Hoch	334 (-26)	Lennie Clements - 337 (-23) Jim Gallagher, Jr. - 337 (-23) Fuzzy Zoeller - 337 (-23)	\$198,000	Indian Wells CC, Indian Wells, CA (72/6,478) Bermuda Dunes CC, Bermuda Dunes, CA (72/6,927) PGA West (Palmer), La Quinta, CA (72/6,901) La Quinta CC, La Quinta, CA (72/6,852)
2/14/1993	\$1,100,000	Tom Kite	325 (-35)	Rick Fehr - 331 (-29)	\$198,000	Indian Wells CC, Indian Wells, CA (72/6,478) Bermuda Dunes CC, Bermuda Dunes, CA (72/6,927) PGA West (Palmer), La Quinta, CA (72/6,901) Tamarisk CC, Rancho Mirage, CA (72/6,881)
1/19/1992	\$1,100,000	John Cook *	336 (-24)	Rick Fehr - 336 (-24) Tom Kite - 336 (-24) Mark O'Meara - 336 (-24) Gene Sauers - 336 (-24)	\$198,000	Indian Wells CC, Indian Wells, CA (72/6,478) Bermuda Dunes CC, Bermuda Dunes, CA (72/6,927) La Quinta CC, La Quinta, CA (72/6,852) PGA West (Palmer), La Quinta, CA (72/6,904)
2/10/1991	\$1,110,000	Corey Pavin *	331 (-29)	Mark O'Meara - 331 (-29)	\$198,000	Indian Wells CC, Indian Wells, CA (72/6,478) Bermuda Dunes CC, Bermuda Dunes, CA (72/6,927) La Quinta CC, La Quinta, CA (72/6,852) PGA West (Palmer), La Quinta, CA (72/6,931)
1/21/1990	\$1,000,000	Peter Jacobsen	339 (-21)	Scott Simpson - 340 (-20) Brian Tennyson - 340 (-20)	\$180,000	Indian Wells CC, Indian Wells, CA (72/6,478) Bermuda Dunes CC, Bermuda Dunes, CA (72/6,927) Tamarisk CC, Rancho Mirage, CA (72/6,859) PGA West (Palmer), La Quinta, CA (72/6,931)
1/15/1989	\$1,000,000	Steve Jones *	343 (-17)	Paul Azinger - 343 (-17) Sandy Lyle - 343 (-17)	\$180,000	Indian Wells CC, Indian Wells, CA (72/6,478) Bermuda Dunes CC, Bermuda Dunes, CA (72/6,927) PGA West (Palmer), La Quinta, CA (72/6,924) Eldorado CC, Palm Springs, CA (72/6,708)
1/24/1988	\$1,000,000	Jay Haas	338 (-22)	David Edwards - 340 (-20)	\$180,000	Indian Wells CC, Indian Wells, CA (72/6,478) Bermuda Dunes CC, Bermuda Dunes, CA (72/6,927) La Quinta CC, La Quinta, CA (72/6,911) PGA West (Palmer), La Quinta, CA (72/6,924)
1/18/1987	\$900,000	Corey Pavin	341 (-19)	Bernhard Langer - 342 (-18)	\$162,000	Indian Wells CC, Indian Wells, CA (72/6,478) Bermuda Dunes CC, Bermuda Dunes, CA (72/6,837) PGA West (Stadium), La Quinta, CA (72/7,114) Tamarisk CC, Rancho Mirage, CA (72/6,869)
1/19/1986	\$600,000	Donnie Hammond *	335 (-25)	John Cook - 335 (-25)	\$108,000	Indian Wells CC, Indian Wells, CA (72/6,478) Bermuda Dunes CC, Bermuda Dunes, CA (72/6,837) La Quinta CC, La Quinta, CA (72/6,911) Eldorado CC, Palm Springs, CA (72/6,708)
Bob Hope Classic						
1/13/1985	\$500,000	Lanny Wadkins *	333 (-27)	Craig Stadler - 333 (-27)	\$90,000	Indian Wells CC, Indian Wells, CA (72/6,478) Bermuda Dunes CC, Bermuda Dunes, CA (72/6,837) La Quinta CC, La Quinta, CA (72/6,911) Tamarisk CC, Rancho Mirage, CA (72/6,869)
1/15/1984	\$400,000	John Mahaffey *	340 (-20)	Jim Simons - 340 (-20)	\$72,000	Indian Wells CC, Indian Wells, CA (72/6,478) Bermuda Dunes CC, Bermuda Dunes, CA (72/6,837) La Quinta CC, La Quinta, CA (72/6,911) Eldorado CC, Palm Springs, CA (72/6,708)
Bob Hope Desert Classic						
1/23/1983	\$375,000	Keith Fergus *	335 (-25)	Rex Caldwell - 335 (-25)	\$67,500	Indian Wells CC, Indian Wells, CA (72/6,478) Bermuda Dunes CC, Bermuda Dunes, CA (72/6,837) La Quinta CC, La Quinta, CA (72/6,911) Tamarisk CC, Rancho Mirage, CA (72/6,869)
1/17/1982	\$304,500	Ed Fiori *	335 (-25)	Tom Kite - 335 (-25)	\$50,000	Indian Wells CC, Indian Wells, CA (72/6,478) Bermuda Dunes CC, Bermuda Dunes, CA (72/6,837) Eldorado CC, Palm Springs, CA (72/6,708) La Quinta CC, La Quinta, CA (72/6,911)
1/18/1981	\$304,000	Bruce Lietzke	335 (-25)	Jerry Pate - 337 (-23)	\$50,000	Bermuda Dunes CC, Bermuda Dunes, CA (72/6,837) Indian Wells CC, Indian Wells, CA (72/6,478) La Quinta CC, La Quinta, CA (72/6,911) Tamarisk CC, Rancho Mirage, CA (72/6,869)
1/13/1980	\$304,000	Craig Stadler	343 (-17)	Tom Purtzer - 345 (-15) Mike Sullivan - 345 (-15)	\$50,000	La Quinta CC, La Quinta, CA (72/6,911) Bermuda Dunes CC, Bermuda Dunes, CA (72/6,837) Eldorado CC, Palm Springs, CA (72/6,708) Indian Wells CC, Indian Wells, CA (72/6,478)
1/14/1979	\$275,500	John Mahaffey	343 (-17)	Lee Trevino - 344 (-16)	\$50,000	Bermuda Dunes CC, Bermuda Dunes, CA (72/6,837) Indian Wells CC, Indian Wells, CA (72/6,478) Tamarisk CC, Rancho Mirage, CA (72/6,478) La Quinta CC, La Quinta, CA (72/6,911)
2/11/1978	\$225,000	Bill Rogers	339 (-21)	Jerry McGee - 341 (-19)	\$45,000	Bermuda Dunes CC, Bermuda Dunes, CA (72/6,837) Indian Wells CC, Indian Wells, CA (72/6,478) Eldorado CC, Palm Springs, CA (72/6,708) La Quinta CC, La Quinta, CA (72/6,911)
2/13/1977	\$200,000	Rik Massengale	337 (-23)	Bruce Lietzke - 343 (-17)	\$40,000	Bermuda Dunes CC, Bermuda Dunes, CA (72/6,837) Indian Wells CC, Indian Wells, CA (72/6,478) Tamarisk CC, Rancho Mirage, CA (72/6,869) La Quinta CC, La Quinta, CA (72/6,911)
2/8/1976	\$180,000	Johnny Miller	344 (-16)	Rik Massengale - 347 (-13)	\$36,000	Bermuda Dunes CC, Bermuda Dunes, CA (72/6,837) Indian Wells CC, Indian Wells, CA (72/6,478) Eldorado CC, Palm Springs, CA (72/6,708) La Quinta CC, La Quinta, CA (72/6,911)
2/9/1975	\$160,000	Johnny Miller	339 (-21)	Bob Murphy - 342 (-18)	\$32,000	Bermuda Dunes CC, Bermuda Dunes, CA (72/6,837) Indian Wells CC, Indian Wells, CA (72/6,478) Tamarisk CC, Rancho Mirage, CA (72/6,869) La Quinta CC, La Quinta, CA (72/6,911)
2/10/1974	\$160,000	Hubert Green	341 (-19)	Bert Yancey - 343 (-17)	\$32,048	Bermuda Dunes CC, Bermuda Dunes, CA (72/6,837) Indian Wells CC, Indian Wells, CA (72/6,478) Eldorado CC, Palm Springs, CA (72/6,708) La Quinta CC, La Quinta, CA (72/6,911)
2/11/1973	\$160,000	Arnold Palmer	343 (-17)	Johnny Miller - 345 (-15) Jack Nicklaus - 345 (-15)	\$32,000	Bermuda Dunes CC, Bermuda Dunes, CA (72/6,837) Indian Wells CC, Indian Wells, CA (72/6,478) Tamarisk CC, Rancho Mirage, CA (72/6,869) La Quinta CC, La Quinta, CA (72/6,911)
2/13/1972	\$145,000	Bob Rosburg	344 (-16)	Lanny Wadkins - 345 (-15)	\$29,000	Bermuda Dunes CC, Bermuda Dunes, CA (72/6,837) Indian Wells CC, Indian Wells, CA (72/6,478) Eldorado CC, Palm Springs, CA (72/6,708) La Quinta CC, La Quinta, CA (72/6,911)
2/14/1971	\$140,000	Arnold Palmer *	342 (-18)	Raymond Floyd - 342 (-18)	\$28,000	Bermuda Dunes CC, Bermuda Dunes, CA (72/6,837) Indian Wells CC, Indian Wells, CA (72/6,478) Tamarisk CC, Rancho Mirage, CA (72/6,869) La Quinta CC, La Quinta, CA (72/6,911)
2/8/1970	\$125,000	Bruce Devlin	339 (-21)	Larry Ziegler - 343 (-17)	\$25,000	Bermuda Dunes CC, Bermuda Dunes, CA (72/6,837) Indian Wells CC, Indian Wells, CA (72/6,478) Eldorado CC, Palm Springs, CA (72/6,708) La Quinta CC, La Quinta, CA (72/6,911)
2/9/1969	\$100,000	Billy Casper	345 (-15)	Dave Hill - 348 (-12)	\$20,000	Bermuda Dunes CC, Bermuda Dunes, CA (72/6,837) Indian Wells CC, Indian Wells, CA (72/6,478) Tamarisk CC, Rancho Mirage, CA (72/6,869) La Quinta CC, La Quinta, CA (72/6,911)

Tournament History

End Date	Purse	Winner	Score	Runner-Up	Earnings	Location (Par/Yards)
2/4/1968	\$100,000	Arnold Palmer *	348 (-12)	Deane Beman - 348 (-12)	\$20,000	Bermuda Dunes CC, Bermuda Dunes, CA (72/6,837) Indian Wells CC, Indian Wells, CA (72/6,478) Eldorado CC, Palm Springs, CA (72/6,708) La Quinta CC, La Quinta, CA (72/6,911)
2/5/1967	\$88,000	Tom Nieporte	349 (-11)	Doug Sanders - 350 (-10)	\$17,600	Bermuda Dunes CC, Bermuda Dunes, CA (72/6,837) Indian Wells CC, Indian Wells, CA (72/6,478) Eldorado CC, Palm Springs, CA (72/6,708) La Quinta CC, La Quinta, CA (72/6,911)
2/6/1966	\$80,000	Doug Sanders *	349 (-11)	Arnold Palmer - 349 (-11)	\$15,000	Bermuda Dunes CC, Bermuda Dunes, CA (72/6,837) Indian Wells CC, Indian Wells, CA (72/6,478) Eldorado CC, Palm Springs, CA (72/6,708) La Quinta CC, La Quinta, CA (72/6,911)
2/7/1965	\$80,000	Billy Casper	348 (-12)	Tommy Aaron - 349 (-11) Arnold Palmer - 349 (-11)	\$15,000	Bermuda Dunes CC, Bermuda Dunes, CA (72/6,837) Indian Wells CC, Indian Wells, CA (72/6,478) Eldorado CC, Palm Springs, CA (72/6,708) La Quinta CC, La Quinta, CA (72/6,911)
Palm Springs Golf Classic						
2/2/1964	\$50,000	Tommy Jacobs *	353 (-7)	Jimmy Demaret - 353 (-7)	\$7,500	Bermuda Dunes CC, Bermuda Dunes, CA (72/6,837) Indian Wells CC, Indian Wells, CA (72/6,478) Eldorado CC, Palm Springs, CA (72/6,708) La Quinta CC, La Quinta, CA (72/6,911)
2/3/1963	\$50,000	Jack Nicklaus *	345 (-15)	Gary Player - 345 (-15)	\$9,000	Bermuda Dunes CC, Bermuda Dunes, CA (72/6,837) Indian Wells CC, Indian Wells, CA (72/6,478) Tamarisk CC, Rancho Mirage, CA (72/6,869) La Quinta CC, La Quinta, CA (72/6,911)
2/4/1962	\$35,000	Arnold Palmer	342 (-18)	Jay Hebert - 345 (-15) Gene Littler - 345 (-15)	\$5,300	Bermuda Dunes CC, Bermuda Dunes, CA (72/6,837) Indian Wells CC, Indian Wells, CA (72/6,478) Tamarisk CC, Rancho Mirage, CA (72/6,869) Thunderbird CC, Lake Orion, MI Eldorado CC, Palm Springs, CA (72/6,708)
2/5/1961	\$35,000	Billy Maxwell	345 (-15)	Doug Sanders - 347 (-13)	\$5,300	Bermuda Dunes CC, Bermuda Dunes, CA (72/6,837) Indian Wells CC, Indian Wells, CA (72/6,478) Tamarisk CC, Rancho Mirage, CA (72/6,869) Thunderbird CC, Lake Orion, MI Eldorado CC, Palm Springs, CA (72/6,708)
Palm Springs Desert Golf Classic						
2/7/1960	\$70,000	Arnold Palmer	338 (-22)	Fred Hawkins - 341 (-19)	\$12,000	Bermuda Dunes CC, Bermuda Dunes, CA (72/6,837) Indian Wells CC, Indian Wells, CA (72/6,478) Tamarisk CC, Rancho Mirage, CA (72/6,869) Thunderbird CC, Lake Orion, MI

* indicates playoff

Farmers Insurance Open

San Diego, California • January 23-26, 2020

Torrey Pines GC (South)

Par/Yards: 36-36--72 | 7,765



OPEN

FedExCup Points (first): 500

**Winner: Marc Leishman**

FedExCup Points: 500

68-72-68-65 273 (-15) | \$1,350,000

Leaders

Round 1

Keegan Bradley	66 (-6)
Sebastian Cappelen	66 (-6)
8 tied at position	67 (-5)
Marc Leishman	68 (-4)

Round 2

Ryan Palmer	134 (-10)
Brandt Snedeker	136 (-8)
J.B. Holmes	137 (-7)
Jhonattan Vegas	137 (-7)
Matthew NeSmith	137 (-7)
Sebastian Cappelen	137 (-7)
Marc Leishman	140 (-4)

Round 3

Jon Rahm	204 (-12)
Rory McIlroy	205 (-11)
Rory McIlroy	207 (-9)
Sung Kang	207 (-9)
Harry Higgs	207 (-9)
Cameron Champ	207 (-9)
Marc Leishman	208 (-8)

Order of Finish (cut: 36 HOLES: 79 professionals at -1 (143) or better.)

Pos	Player	Scores	Total	FedExCup Points	Earnings	Pos	Player	Scores	Total	FedExCup Points	Earnings	Pos	Player	Scores	Total	FedExCup Points	Earnings
1	Marc Leishman	68 72 68 65	273 (-15)	500	\$1,350,000	T55	Brandon Wu	68 72 71 76	287 (-1)	--	\$17,025	CUT	Chesson Hadley	74 72	146 (2)	--	--
2	Jon Rahm	68 71 65 70	274 (-14)	300	\$817,500	T55	Grayson Murray	70 73 72 72	287 (-1)	5	\$17,025	CUT	Wes Roach	74 72	146 (2)	--	--
T3	Brandt Snedeker	69 67 72 68	276 (-12)	163	\$442,500	T55	Pat Perez	69 74 70 74	287 (-1)	5	\$17,025	CUT	Chris Stroud	76 70	146 (2)	--	--
T3	Rory McIlroy	67 73 67 69	276 (-12)	163	\$442,500	T55	Ben Taylor	71 69 71 76	287 (-1)	5	\$17,025	CUT	Bud Cauley	71 75	146 (2)	--	--
5	Tom Hoge	71 71 67 68	277 (-11)	110	\$307,500	T55	Stewart Cink	68 71 75 73	287 (-1)	5	\$17,025	CUT	Anirban Lahiri	75 71	146 (2)	--	--
T6	Patrick Reed	69 69 70 70	278 (-10)	92	\$253,125	T55	Xinjun Zhang	67 76 72 72	287 (-1)	5	\$17,025	CUT	Steve Stricker	74 72	146 (2)	--	--
T6	Tony Finau	70 70 68 70	278 (-10)	92	\$253,125	T55	Martin Laird	71 71 72 73	287 (-1)	5	\$17,025	CUT	Peter Malnati	71 75	146 (2)	--	--
T6	Bubba Watson	67 73 69 69	278 (-10)	92	\$253,125	T55	Jordan Spieth	70 70 73 74	287 (-1)	5	\$17,025	CUT	Francesco Molinari	79 67	146 (2)	--	--
T9	Tiger Woods	69 71 69 70	279 (-9)	68	\$181,875	T55	Joel Dahmen	67 73 72 75	287 (-1)	5	\$17,025	CUT	Scott Harrington	76 70	146 (2)	--	--
T9	Charley Hoffman	69 74 71 65	279 (-9)	68	\$181,875	T64	Aaron Baddeley	71 72 69 76	288 (0)	4	\$16,050	CUT	K.J. Choi	72 74	146 (2)	--	--
T9	Harry Higgs	70 68 69 72	279 (-9)	68	\$181,875	T64	Cameron Smith	70 71 74 73	288 (0)	4	\$16,050	CUT	Doug Ghim	74 72	146 (2)	--	--
T9	Beau Hossler	72 66 73 68	279 (-9)	68	\$181,875	T64	Doc Redman	70 73 74 71	288 (0)	4	\$16,050	CUT	Michael Gellerman	70 77	147 (3)	--	--
T9	Patrick Rodgers	70 69 72 68	279 (-9)	68	\$181,875	T64	Denny McCarthy	70 71 73 74	288 (0)	4	\$16,050	CUT	Nelson Ledesma	70 77	147 (3)	--	--
T9	Max Homa	73 68 71 67	279 (-9)	68	\$181,875	T68	Byeong Hun An	67 74 77 71	289 (1)	3	\$15,600	CUT	Kyoung-Hoon Lee	73 74	147 (3)	--	--
T15	Maverick McNealy	71 71 69 69	280 (-8)	55	\$136,875	T68	Billy Horschel	68 72 80 69	289 (1)	3	\$15,600	CUT	Brendan Steele	74 73	147 (3)	--	--
T16	Cameron Champ	71 68 68 74	281 (-7)	49	\$114,375	70	Rhein Gibson	69 73 72 76	290 (2)	3	\$15,375	CUT	Scott Brown	78 69	147 (3)	--	--
T16	Keegan Bradley	66 72 73 70	281 (-7)	49	\$114,375	T71	Harris English	72 70 74 75	291 (3)	3	\$15,150	CUT	Josh Teater	71 76	147 (3)	--	--
T16	Sung Kang	69 71 67 74	281 (-7)	49	\$114,375	T71	Chase Seiffert	71 71 78 71	291 (3)	3	\$15,150	CUT	Lanto Griffin	76 71	147 (3)	--	--
T16	Jason Day	73 67 72 69	281 (-7)	49	\$114,375	T73	Richy Werenski	72 68 78 74	292 (4)	3	\$14,625	CUT	Scottie Scheffler	75 72	147 (3)	--	--
T16	J.B. Holmes	68 69 71 73	281 (-7)	49	\$114,375	T73	Chris Baker	72 68 74 78	292 (4)	3	\$14,625	CUT	Lucas Bjerregaard	78 69	147 (3)	--	--
T21	Russell Knox	69 74 69 70	282 (-6)	36	\$69,042	T73	Bill Haas	72 70 73 77	292 (4)	3	\$14,625	CUT	Hank Lebioda	72 76	148 (4)	--	--
T21	Ryan Kokrak	69 74 69 70	282 (-6)	36	\$69,042	T73	Matt Jones	75 68 73 76	292 (4)	3	\$14,625	CUT	Wyndham Clark	69 79	148 (4)	--	--
T21	Ryan Palmer	72 62 71 77	282 (-6)	36	\$69,042	T73	Dylan Frittelli	76 66 77 73	292 (4)	3	\$14,625	CUT	Rob Oppenheim	76 72	148 (4)	--	--
T21	Collin Morikawa	70 69 74 69	282 (-6)	36	\$69,042	78	Trey Mullinax	77 66 75 78	296 (8)	2	\$14,175	CUT	Peter Uihlein	76 72	148 (4)	--	--
T21	Tyler McCumber	72 68 68 74	282 (-6)	36	\$69,042	79	Dominic Bozzelli	68 73 78 78	297 (9)	2	\$14,025	CUT	Satoshi Kodaira	73 75	148 (4)	--	--
T21	Zac Blair	72 66 72 72	282 (-6)	36	\$69,042	CUT	Harold Varner III	74 70	144 (0)	--	--	CUT	Patton Kizzire	69 79	148 (4)	--	--
T21	Sebastian Cappelen	66 71 71 74	282 (-6)	36	\$69,042	CUT	Eddie Olson	72 72	144 (0)	--	--	CUT	Ben Martin	72 76	148 (4)	--	--
T21	Matthew Wolff	76 66 71 69	282 (-6)	36	\$69,042	CUT	Marin Trnina	73 71	144 (0)	--	--	CUT	Justin Suh	73 75	148 (4)	--	--
T21	Will Gordon	75 68 69 70	282 (-6)	--	\$69,042	CUT	Brandon Hagy	74 70	144 (0)	--	--	CUT	Nick Watney	72 76	148 (4)	--	--
T30	J.J. Spaun	73 67 74 69	283 (-5)	24	\$45,938	CUT	Xander Schauffele	74 70	144 (0)	--	--	CUT	Bo Hoag	78 71	149 (5)	--	--
T30	Jhonattan Vegas	69 68 75 71	283 (-5)	24	\$45,938	CUT	KK Limbhasat	69 75	144 (0)	--	--	CUT	Kevin Stadler	76 73	149 (5)	--	--
T30	Jimmy Walker	71 70 70 72	283 (-5)	24	\$45,938	CUT	Kyle Stanley	73 71	144 (0)	--	--	CUT	Henrik Norlander	73 76	149 (5)	--	--
T30	Matthew NeSmith	67 70 76 70	283 (-5)	24	\$45,938	CUT	Bronson Burgoon	74 70	144 (0)	--	--	CUT	Keith Mitchell	74 75	149 (5)	--	--
T30	Mark Anderson	74 66 69 74	283 (-5)	24	\$45,938	CUT	Emiliano Grillo	71 73	144 (0)	--	--	CUT	Seung-Yul Noh	78 72	150 (6)	--	--
T30	Kevin Tiway	67 74 74 68	283 (-5)	24	\$45,938	CUT	Cheng Tsung Pan	73 71	144 (0)	--	--	CUT	Carlos Ortiz	74 76	150 (6)	--	--
T36	Luke List	73 70 72 69	284 (-4)	16	\$32,667	CUT	Rory Sabbatini	71 73	144 (0)	--	--	CUT	Alexander Beach	76 74	150 (6)	--	--
T36	Jamie Lovemark	73 68 69 74	284 (-4)	16	\$32,667	CUT	Rickie Fowler	75 69	144 (0)	--	--	CUT	Jacob Bergeron	75 75	150 (6)	--	--
T36	Cameron Percy	68 73 74 69	284 (-4)	16	\$32,667	CUT	Vincent Whaley	68 76	144 (0)	--	--	CUT	Harry Hall	77 74	151 (7)	--	--
T36	Robby Shelton	71 72 70 71	284 (-4)	16	\$32,667	CUT	Tim Wilkinson	72 73	145 (1)	--	--	CUT	Sebastian Muñoz	74 77	151 (7)	--	--
T36	Zack Sucher	70 73 69 72	284 (-4)	16	\$32,667	CUT	Michael Gligic	71 74	145 (1)	--	--	CUT	Isiah Salinda	79 73	152 (8)	--	--
T36	Jason Dufner	70 71 72 71	284 (-4)	16	\$32,667	CUT	Vince Covello	70 75	145 (1)	--	--	CUT	John Senden	76 76	152 (8)	--	--
T36	Cameron Davis	76 65 69 74	284 (-4)	16	\$32,667	CUT	D.J. Trahan	75 70	145 (1)	--	--	CUT	Michael Block	77 77	154 (10)	--	--
T36	Sungjae Im	67 73 71 73	284 (-4)	16	\$32,667	CUT	Justin Rose	75 70	145 (1)	--	--	CUT	Kramer Hickok	74 80	154 (10)	--	--
T36	Talor Gooch	71 72 72 69	284 (-4)	16	\$32,667	CUT	Ted Potter, Jr.	73 72	145 (1)	--	--	CUT	Sepp Straka	79 76	155 (11)	--	--
T45	John Huh	70 73 71 71	285 (-3)	10	\$22,950	CUT	Phil Mickelson	72 73	145 (1)	--	--	CUT	Patrick Martin	82 75	157 (13)	--	--
T45	Joseph Bramlett	71 70 71 73	285 (-3)	10	\$22,950	CUT	Gary Woodland	75 70	145 (1)	--	--	CUT	Jim Herman	76 81	157 (13)	--	--
T45	Kevin Streelman	72 71 68 74	285 (-3)	10	\$22,950	CUT	Michael Thompson	71 74	145 (1)	--	--	W/D	Hunter Mahan	75	75 (3)	--	--
T45	Hideki Matsuyama	73 67 74 71	285 (-3)	10	\$22,950	CUT	Roger Sloan	76 69	145 (1)	--	--	W/D	Danny Lee	79	79 (7)	--	--
T49	Cameron Tringale	68 75 69 74	286 (-2)	8	\$18,700	CUT	Fabian Gómez	75 70	145 (1)	--	--						
T49	Scott Stallings	71 69 74 72	286 (-2)	8	\$18,700	CUT	Austin Cook	76 69	145 (1)	--	--						
T49	Ryan Brehm	70 72 74 70	286 (-2)	8	\$18,700	CUT	Kristoffer Ventura	71 74	145 (1)	--	--						
T49	Lucas Glover	73 67 73 73	286 (-2)	8	\$18,700	CUT	Robert Streb	75 70	145 (1)	--	--						
T49	Joaquin Niemann	71 70 70 75	286 (-2)	8	\$18,700	CUT	Mackenzie Hughes	73 72	145 (1)	--	--						
T49	Sam Burns	74 69 73 70	286 (-2)	8	\$18,700	CUT	Sam Ryder	73 73	146 (2)	--	--						

Notes

Marc Leishman shot a final-round 65 to win the Farmers Insurance Open by one stroke over Jon Rahm. He earned his fifth PGA TOUR victory in his 276th start at the age of 36 years, 94 days.

The four-stroke deficit Marc Leishman faced after 54 holes tied the largest such margin overcome by a winner on TOUR since the 2019 Arnold Palmer Invitational presented by Mastercard (Francesco Molinari/5). It marked his third career final-round comeback of three strokes or more.

Marc Leishman led the field in Strokes Gained: Putting (2.677 per round), surpassing 2.5 strokes in that category for the first time in his career. He hit just three of 14 fairways in the final round (21.4%), the fewest of any player in the field.

Jon Rahm held a one-stroke lead after 54 holes before finishing solo-second. It marked his fifth career runner-up on TOUR and first since the 2018 Sentry Tournament of Champions. He fell to 0-for-2 in his career with the 54-hole lead/co-lead.

With a T3, Rory McIlroy collected his fourth consecutive top-five on TOUR and second in two starts at the event. He co-led the field in Birdies (21) and Par-5 Scoring Average (4.25).

Brandt Snedeker tied Rory McIlroy for third, his sixth top-three result in 14 starts at the event. He led the field in Par-4 Scoring Average (3.80).

Tiger Woods finished T9 in his first attempt at a record-breaking 83rd PGA TOUR win. Woods recorded his 13th top-10 in 19 starts at the event and best result since winning in 2013.

Defending champion Justin Rose missed the cut after rounds of 75-70—145 (+1).

WEATHER: Thursday: Sunny. High of 64. Wind NW 5-10 mph. **Friday:** Mostly sunny. High of 63. Wind W 5-10 mph. **Saturday:** Partly cloudy. High of 65. Wind W 5-10 mph. Due to fog, play was delayed two hours (9:35 a.m. start). **Sunday:** Mostly cloudy. High of 60. Wind WSW 6-12 mph.

Tournament Record: 266

Tiger Woods (1999), George Burns (1987)

Torrey Pines GC (South): 62

Tiger Woods (1999)

Torrey Pines (North): 61

Brandt Snedeker (2007), Mark Brooks (1990)

Tournament History

End Date	Purse	Winner	Score	Runner-Up	Earnings	Location (Par/Yards)
Farmers Insurance Open						
1/26/2020	\$7,500,000	Marc Leishman	273 (-15)	Jon Rahm - 274 (-14)	\$1,350,000	Torrey Pines GC (South), San Diego, CA (72/7,765) Torrey Pines (North), San Diego, CA (72/7,258)
1/27/2019	\$7,100,000	Justin Rose	267 (-21)	Adam Scott - 269 (-19)	\$1,278,000	Torrey Pines GC (South), San Diego, CA (72/7,698) Torrey Pines (North), San Diego, CA (72/7,258)
1/28/2018	\$6,900,000	Jason Day *	278 (-10)	Ryan Palmer - 278 (-10) Alex Noren - 278 (-10)	\$1,242,000	Torrey Pines GC (South), San Diego, CA (72/7,698) Torrey Pines (North), San Diego, CA (72/7,258)
1/29/2017	\$6,700,000	Jon Rahm	275 (-13)	Cheng Tsung Pan - 278 (-10) Charles Howell III - 278 (-10)	\$1,206,000	Torrey Pines GC (South), San Diego, CA (72/7,698) Torrey Pines (North), San Diego, CA (72/7,258)
1/31/2016	\$6,500,000	Brandt Snedeker	282 (-6)	K.J. Choi - 283 (-5)	\$1,170,000	Torrey Pines GC (South), San Diego, CA (72/7,698) Torrey Pines (North), San Diego, CA (72/7,052)
2/8/2015	\$6,300,000	Jason Day *	279 (-9)	J.B. Holmes - 279 (-9) Scott Stallings - 279 (-9) Harris English - 279 (-9)	\$1,134,000	Torrey Pines GC (South), San Diego, CA (72/7,698) Torrey Pines (North), San Diego, CA (72/7,052)
1/26/2014	\$6,100,000	Scott Stallings	279 (-9)	Graham DeLaet - 280 (-8) K.J. Choi - 280 (-8) Pat Perez - 280 (-8) Marc Leishman - 280 (-8) Jason Day - 280 (-8)	\$1,098,000	Torrey Pines GC (South), San Diego, CA (72/7,698) Torrey Pines (North), San Diego, CA (72/7,052)
1/27/2013	\$6,100,000	Tiger Woods	274 (-14)	Josh Teater - 278 (-10) Brandt Snedeker - 278 (-10)	\$1,098,000	Torrey Pines GC (South), San Diego, CA (72/7,698) Torrey Pines (North), San Diego, CA (72/7,052)
1/29/2012	\$6,000,000	Brandt Snedeker *	272 (-16)	Kyle Stanley - 272 (-16)	\$1,080,000	Torrey Pines GC (South), San Diego, CA (72/7,698) Torrey Pines (North), San Diego, CA (72/7,067)
1/30/2011	\$5,800,000	Bubba Watson	272 (-16)	Phil Mickelson - 273 (-15)	\$1,044,000	Torrey Pines GC (South), San Diego, CA (72/7,698) Torrey Pines (North), San Diego, CA (72/7,067)
1/31/2010	\$5,300,000	Ben Crane	275 (-13)	Marc Leishman - 276 (-12) Brandt Snedeker - 276 (-12) Michael Sim - 276 (-12)	\$954,000	Torrey Pines GC (South), San Diego, CA (72/7,698) Torrey Pines (North), San Diego, CA (72/6,986)
Buick Invitational						
2/8/2009	\$5,300,000	Nick Watney	277 (-11)	John Rollins - 278 (-10)	\$954,000	Torrey Pines GC (South), San Diego, CA (72/7,628) Torrey Pines (North), San Diego, CA (72/6,915)
1/27/2008	\$5,200,000	Tiger Woods	269 (-19)	Ryuji Imada - 277 (-11)	\$936,000	Torrey Pines GC (South), San Diego, CA (72/7,569) Torrey Pines (North), San Diego, CA (72/6,874)
1/28/2007	\$5,200,000	Tiger Woods	273 (-15)	Charles Howell III - 275 (-13)	\$936,000	Torrey Pines GC (South), San Diego, CA (72/7,568) Torrey Pines (North), San Diego, CA (72/6,874)
1/29/2006	\$5,100,000	Tiger Woods *	278 (-10)	José María Olazábal - 278 (-10) Nathan Green - 278 (-10)	\$918,000	Torrey Pines GC (South), San Diego, CA (72/7,568) Torrey Pines (North), San Diego, CA (72/6,874)
1/23/2005	\$4,800,000	Tiger Woods	272 (-16)	Tom Lehman - 275 (-13) Charles Howell III - 275 (-13) Luke Donald - 275 (-13)	\$864,000	Torrey Pines GC (South), San Diego, CA (72/7,568) Torrey Pines (North), San Diego, CA (72/6,874)
2/15/2004	\$4,800,000	John Daly *	278 (-10)	Chris Riley - 278 (-10) Luke Donald - 278 (-10)	\$864,000	Torrey Pines GC (South), San Diego, CA (72/7,568) Torrey Pines (North), San Diego, CA (72/6,874)
2/16/2003	\$4,500,000	Tiger Woods	272 (-16)	Carl Pettersson - 276 (-12)	\$810,000	Torrey Pines GC (South), San Diego, CA (72/7,568) Torrey Pines (North), San Diego, CA (72/6,874)
2/10/2002	\$3,600,000	José María Olazábal	275 (-13)	J.L. Lewis - 276 (-12) Mark O'Meara - 276 (-12)	\$648,000	Torrey Pines GC (South), San Diego, CA (72/7,568) Torrey Pines (North), San Diego, CA (72/6,874)
2/11/2001	\$3,500,000	Phil Mickelson *	269 (-19)	Davis Love III - 269 (-19) Frank Lickliter II - 269 (-19)	\$630,000	Torrey Pines GC (North), San Diego, CA (72/6,874) Torrey Pines GC (South), San Diego, CA (72/7,055)
2/13/2000	\$3,000,000	Phil Mickelson	270 (-18)	Tiger Woods - 274 (-14) Shigeki Maruyama - 274 (-14)	\$540,000	Torrey Pines GC (North), San Diego, CA (72/6,874) Torrey Pines GC (South), San Diego, CA (72/7,000)
2/14/1999	\$2,700,000	Tiger Woods	266 (-22)	Billy Ray Brown - 268 (-20)	\$486,000	Torrey Pines GC (North), San Diego, CA (72/6,854) Torrey Pines GC (South), San Diego, CA (72/7,000)
2/8/1998	\$2,100,000	Scott Simpson *	204 (-12)	Skip Kendall - 204 (-12)	\$378,000	Torrey Pines GC (North), San Diego, CA (72/6,592) Torrey Pines GC (South), San Diego, CA (72/7,000)
2/9/1997	\$1,500,000	Mark O'Meara	275 (-13)	Donnie Hammond - 277 (-11) Mike Hulbert - 277 (-11) Lee Janzen - 277 (-11) David Ogryn - 277 (-11) Craig Stadler - 277 (-11) Duffy Waldorf - 277 (-11) Jesper Parnevik - 277 (-11)	\$270,000	Torrey Pines GC (North), San Diego, CA (72/6,592) Torrey Pines GC (South), San Diego, CA (72/7,000)
2/11/1996	\$1,200,000	Davis Love III	269 (-19)	Phil Mickelson - 271 (-17)	\$216,000	Torrey Pines GC (South), San Diego, CA (72/7,000) Torrey Pines (North), San Diego, CA (72/6,592)
Buick Invitational of California						
2/12/1995	\$1,200,000	Peter Jacobsen	269 (-19)	Mark Calcavecchia - 273 (-15) Mike Hulbert - 273 (-15) Hal Sutton - 273 (-15) Kirk Triplett - 273 (-15)	\$216,000	Torrey Pines GC (South), San Diego, CA (72/7,000) Torrey Pines (North), San Diego, CA (72/6,592)
2/27/1994	\$1,100,000	Craig Stadler	268 (-20)	Steve Lowery - 269 (-19)	\$198,000	Torrey Pines GC (South), San Diego, CA (72/7,000) Torrey Pines (North), San Diego, CA (72/6,592)
2/21/1993	\$1,000,000	Phil Mickelson	278 (-10)	Dave Rummells - 282 (-6)	\$180,000	Torrey Pines GC (South), San Diego, CA (72/7,000) Torrey Pines (North), San Diego, CA (72/6,592)
2/23/1992	\$1,000,000	Steve Pate	200 (-16)	Chip Beck - 201 (-15)	\$180,000	Torrey Pines GC (South), San Diego, CA (72/7,000) Torrey Pines (North), San Diego, CA (72/6,592)
Shearson Lehman Brothers Open						
2/17/1991	\$1,000,000	Jay Don Blake	268 (-20)	Bill Sander - 270 (-18)	\$180,000	Torrey Pines GC (South), San Diego, CA (72/7,021) Torrey Pines (North), San Diego, CA (72/6,659)
Shearson Lehman Hutton Open						
2/18/1990	\$900,000	Dan Forsman	275 (-13)	Tommy Armour III - 277 (-11)	\$162,000	Torrey Pines GC (South), San Diego, CA (72/7,021) Torrey Pines (North), San Diego, CA (72/6,659)
2/19/1989	\$700,000	Greg Twiggs	271 (-17)	Steve Elkington - 273 (-15) Brad Faxon - 273 (-15) Mark O'Meara - 273 (-15) Mark Wiebe - 273 (-15)	\$126,000	Torrey Pines GC (South), San Diego, CA (72/7,021) Torrey Pines (North), San Diego, CA (72/6,659)
Shearson Lehman Hutton Andy Williams Open						
2/21/1988	\$650,000	Steve Pate	269 (-19)	Jay Haas - 270 (-18)	\$117,000	Torrey Pines GC (South), San Diego, CA (72/7,021) Torrey Pines (North), San Diego, CA (72/6,659)
Shearson Lehman Brothers Andy Williams Open						
2/15/1987	\$500,000	George Burns	266 (-22)	J.C. Snead - 270 (-18) Bobby Wadkins - 270 (-18)	\$90,000	Torrey Pines GC (South), San Diego, CA (72/7,021) Torrey Pines (North), San Diego, CA (72/6,659)
2/9/1986	\$450,000	Bob Tway *	204 (-12)	Bernhard Langer - 204 (-12)	\$81,000	Torrey Pines GC (South), San Diego, CA (72/7,021) Torrey Pines (North), San Diego, CA (72/6,659)
Isuzu-Andy Williams San Diego Open						
2/17/1985	\$400,000	Woody Blackburn *	269 (-19)	Ron Streck - 269 (-19)	\$72,000	Torrey Pines GC (South), San Diego, CA (72/7,021) Torrey Pines (North), San Diego, CA (72/6,659)
1/29/1984	\$400,000	Gary Koch *	272 (-16)	Gary Hallberg - 272 (-16)	\$72,000	Torrey Pines GC (South), San Diego, CA (72/7,021) Torrey Pines (North), San Diego, CA (72/6,659)
2/20/1983	\$300,000	Gary Hallberg	271 (-17)	Tom Kite - 272 (-16)	\$54,000	Torrey Pines GC (South), San Diego, CA (72/7,021) Torrey Pines (North), San Diego, CA (72/6,659)
Wickes-Andy Williams San Diego Open						
1/31/1982	\$300,000	Johnny Miller	270 (-18)	Jack Nicklaus - 271 (-17)	\$54,000	Torrey Pines GC (South), San Diego, CA (72/7,021) Torrey Pines (North), San Diego, CA (72/6,659)
Wickes/Andy Williams San Diego Open						
2/8/1981	\$250,000	Bruce Lietzke *	278 (-10)	Raymond Floyd - 278 (-10) Tom Jenkins - 278 (-10)	\$45,000	Torrey Pines GC (South), San Diego, CA (72/7,021) Torrey Pines (North), San Diego, CA (72/6,659)

Tournament History

End Date	Purse	Winner	Score	Runner-Up	Earnings	Location (Par/Yards)
Andy Williams-San Diego Open Invitational						
1/27/1980	\$250,000	Tom Watson *	275 (-13)	D.A. Weibring - 275 (-13)	\$45,000	Torrey Pines GC (South), San Diego, CA (72/7,021) Torrey Pines (North), San Diego, CA (72/6,659)
1/28/1979	\$250,000	Fuzzy Zoeller	282 (-6)	Billy Kratzert - 287 (-1) Wayne Levi - 287 (-1) Artie McNickle - 287 (-1) Tom Watson - 287 (-1)	\$45,000	Torrey Pines GC (North), San Diego, CA (72/6,659) Torrey Pines (South), San Diego, CA (72/7,021)
1/29/1978	\$200,000	Jay Haas	278 (-10)	Andy Bean - 281 (-7) Gene Littler - 281 (-7) John Schroeder - 281 (-7)	\$40,000	Torrey Pines GC (North), San Diego, CA (72/6,659) Torrey Pines (South), San Diego, CA (72/7,021)
1/30/1977	\$180,000	Tom Watson	269 (-19)	Larry Nelson - 274 (-14) John Schroeder - 274 (-14)	\$36,000	Torrey Pines GC (North), San Diego, CA (72/6,659) Torrey Pines (South), San Diego, CA (72/7,021)
2/15/1976	\$180,000	J.C. Sneed	272 (-16)	Don Bies - 273 (-15)	\$36,000	Torrey Pines GC (North), San Diego, CA (72/6,659) Torrey Pines (South), San Diego, CA (72/7,021)
2/16/1975	\$170,000	J.C. Sneed *	279 (-9)	Raymond Floyd - 279 (-9) Bobby Nichols - 279 (-9)	\$34,000	Torrey Pines GC (North), San Diego, CA (72/6,659) Torrey Pines (South), San Diego, CA (72/7,021)
1/27/1974	\$170,000	Bobby Nichols	275 (-13)	Rod Curl - 276 (-12) Gene Littler - 276 (-12)	\$34,000	Torrey Pines GC (North), San Diego, CA (72/6,659) Torrey Pines (South), San Diego, CA (72/7,021)
2/18/1973	\$170,000	Bob Dickson	278 (-10)	Billy Casper - 281 (-7) Bruce Crampton - 281 (-7) Grier Jones - 281 (-7) Phil Rodgers - 281 (-7)	\$34,000	Torrey Pines GC (North), San Diego, CA (72/6,659) Torrey Pines (South), San Diego, CA (72/7,021)
1/30/1972	\$150,000	Paul Harney	275 (-13)	Hale Irwin - 276 (-12)	\$30,000	Torrey Pines GC (North), San Diego, CA (72/6,659) Torrey Pines (South), San Diego, CA (72/7,021)
1/31/1971	\$150,000	George Archer	272 (-16)	Dave Eichelberger - 275 (-13)	\$30,000	Torrey Pines GC (North), San Diego, CA (72/6,659) Torrey Pines (South), San Diego, CA (72/7,021)
2/1/1970	\$150,000	Pete Brown *	275 (-13)	Tony Jacklin - 275 (-13)	\$30,000	Torrey Pines GC (North), San Diego, CA (72/6,659) Torrey Pines (South), San Diego, CA (72/7,021)
2/2/1969	\$150,000	Jack Nicklaus	284 (-4)	Gene Littler - 285 (-3)	\$30,000	Torrey Pines GC (North), San Diego, CA (72/6,659) Torrey Pines (South), San Diego, CA (72/7,021)
2/11/1968	\$150,000	Tom Weiskopf	273 (-15)	Al Geiberger - 274 (-14)	\$30,000	Torrey Pines GC (North), San Diego, CA (72/6,659) Torrey Pines (South), San Diego, CA (72/7,021)
San Diego Open Invitational						
1/15/1967	\$66,000	Bob Goalby	269 (-19)	Gay Brewer - 270 (-18)	\$13,200	Stardust CC, San Diego, CA (72/6,725)
1/16/1966	\$40,000	Billy Casper	268 (-20)	Tommy Aaron - 272 (-16) Tom Weiskopf - 272 (-16)	\$5,800	Stardust CC, San Diego, CA (72/6,725)
1/17/1965	\$34,500	Wes Ellis *	267 (-21)	Billy Casper - 267 (-21)	\$4,850	Stardust CC, San Diego, CA (72/6,725)
1/12/1964	\$30,000	Art Wall	274 (-14)	Bob Rosburg - 276 (-12) Tony Lema - 276 (-12)	\$4,000	Rancho Bernardo CC, San Diego, CA (72/6,455)
1/13/1963	\$25,000	Gary Player	270 (-18)	Tony Lema - 271 (-17)	\$3,500	Stardust CC, San Diego, CA (72/6,725)
1/14/1962	\$25,000	Tommy Jacobs *	277 (-11)	Johnny Pott - 277 (-11)	\$3,500	Stardust CC, San Diego, CA (72/6,725)
1/15/1961	\$20,000	Arnold Palmer *	271 (-17)	Al Balding - 271 (-17)	\$2,800	Mission Valley CC, San Diego, CA (72/6,619)
1/31/1960	\$20,000	Mike Souchak	269 (-19)	Johnny Pott - 270 (-18)	\$2,800	Mission Valley CC, San Diego, CA (72/6,619)
2/1/1959	\$20,000	Marty Furgol	274 (-14)	Billy Casper - 275 (-13) Dave Ragan - 275 (-13) Mike Souchak - 275 (-13) Joe Campbell - 275 (-13) Bo Wininger - 275 (-13)	\$2,800	Mission Valley CC, San Diego, CA (72/6,619)
11/3/1957	\$20,000	Arnold Palmer	271 (-17)	Al Balding - 272 (-16)	\$2,800	Mission Valley CC, San Diego, CA (72/6,619)
Convair-San Diego Open						
10/7/1956	\$15,000	Bob Rosburg	270 (-18)	Dick Mayer - 272 (-16)	\$2,400	Singing Hills GC, El Cajon, CA (72/6,573)
1/23/1955	\$15,000	Tommy Bolt	274 (-14)	Johnny Palmer - 276 (-12)	\$2,400	Mission Valley CC, San Diego, CA (72/6,619)
San Diego Open						
1/24/1954	\$15,000	Gene Littler	274 (-14)	E. Harrison - 278 (-10)		Rancho Santa Fe GC, Rancho Santa Fe, CA (72/6,797)
1/18/1953	\$10,000	Tommy Bolt	274 (-14)	Doug Ford - 277 (-11)	\$2,000	San Diego CC, San Diego, CA (72/6,931)
1/20/1952	\$10,000	Ted Kroll	276 (-12)	Jimmy Demaret - 279 (-9)	\$2,000	San Diego CC, San Diego, CA (72/6,931)

* indicates playoff

Waste Management Phoenix Open

Scottsdale, Arizona • January 30-February 2, 2020

TPC Scottsdale

Par/Yards: 35-36--71 | 7,261



FedExCup Points (first): 500



Winner (playoff): Webb Simpson

FedExCup Points: 500

71-63-64-69 267 (-17) | \$1,314,000

Leaders

Round 1

Wyndham Clark	61 (-10)
Billy Horschel	63 (-8)
J.B. Holmes	64 (-7)
Byeong Hun An	65 (-6)
Bud Cauley	65 (-6)
Harris English	65 (-6)
Tom Hoge	65 (-6)
Webb Simpson	71 (E)

Round 2

J.B. Holmes	129 (-13)
Wyndham Clark	130 (-12)
Billy Horschel	131 (-11)
Byeong Hun An	131 (-11)
Scott Piercy	132 (-10)
Webb Simpson	134 (-8)

Round 3

Tony Finau	197 (-16)
Webb Simpson	198 (-15)
J.B. Holmes	199 (-14)
Hudson Swafford	199 (-14)
Scott Piercy	200 (-13)
Adam Long	200 (-13)
Xander Schauffele	200 (-13)

Order of Finish (cut: 36 HOLES: 67 professionals at -1 (141) or better.)

Pos	Player	Scores	Total	FedExCup Points	Earnings	Pos	Player	Scores	Total	FedExCup Points	Earnings	Pos	Player	Scores	Total	FedExCup Points	Earnings
1	Webb Simpson *	71 63 64 69	267 (-17)	500	\$1,314,000	147	Sebastián Muñoz	70 71 69 70	280 (-4)	10	\$20,951	148	Brandt Snedeker	72 72	144 (2)	--	--
2	Tony Finau	69 66 62 70	267 (-17)	300	\$795,700	147	J.J. Spaun	70 71 68 71	280 (-4)	10	\$20,951	149	Luke Donald	73 71	144 (2)	--	--
T3	Justin Thomas	68 68 69 65	270 (-14)	145	\$386,900	149	Keegan Bradley	67 70 71 73	281 (-3)	9	\$18,810	CUT	Kyle Westmoreland	70 74	144 (2)	--	--
T3	Bubba Watson	69 66 69 66	270 (-14)	145	\$386,900	149	Brian Harman	71 68 67 75	281 (-3)	9	\$18,810	CUT	Roger Sloan	73 71	144 (2)	--	--
T3	Nate Lashley	66 67 69 68	270 (-14)	145	\$386,900	149	Nick Taylor	70 70 71 70	281 (-3)	9	\$18,810	CUT	Sepp Straka	74 70	144 (2)	--	--
T6	Scott Piercy	67 65 68 71	271 (-13)	95	\$255,500	152	Sung Kang	67 72 69 74	282 (-2)	7	\$17,593	CUT	Brendan Steele	71 73	144 (2)	--	--
T6	Max Homa	72 67 64 68	271 (-13)	95	\$255,500	152	Brice Garnett	72 67 72 71	282 (-2)	7	\$17,593	CUT	Robby Shelton	73 72	145 (3)	--	--
8	Adam Long	66 68 66 72	272 (-12)	85	\$228,125	152	Bryson DeChambeau	70 69 70 73	282 (-2)	7	\$17,593	CUT	Patrick Flavin	74 71	145 (3)	--	--
T9	Byeong Hun An	65 66 70 72	273 (-11)	66	\$170,768	155	Sam Ryder	71 66 74 72	283 (-1)	6	\$16,936	CUT	Greg Chalmers	75 70	145 (3)	--	--
T9	Billy Horschel	63 68 73 69	273 (-11)	66	\$170,768	155	Grayson Murray	70 68 73 72	283 (-1)	6	\$16,936	CUT	Rory Sabbatini	73 72	145 (3)	--	--
T9	Branden Grace	67 67 70 69	273 (-11)	66	\$170,768	155	Martin Laird	72 67 73 71	283 (-1)	6	\$16,936	CUT	Vaughn Taylor	77 68	145 (3)	--	--
T9	Hudson Swafford	66 67 66 74	273 (-11)	66	\$170,768	155	K.J. Choi	66 75 71 71	283 (-1)	6	\$16,936	CUT	Bo Van Pelt	76 69	145 (3)	--	--
T9	Daniel Berger	69 71 66 67	273 (-11)	66	\$170,768	159	Chesson Hadley	73 68 68 75	284 (0)	5	\$16,498	CUT	Matt Every	76 69	145 (3)	--	--
T9	Mark Hubbard	69 68 64 72	273 (-11)	66	\$170,768	159	Denny McCarthy	71 70 72 71	284 (0)	5	\$16,498	CUT	Ted Potter, Jr.	71 74	145 (3)	--	--
T9	Jon Rahm	67 68 68 70	273 (-11)	66	\$170,768	161	Taylor Gooch	68 73 69 75	285 (1)	5	\$16,206	CUT	Jamie Lovemark	74 71	145 (3)	--	--
T16	Xander Schauffele	67 67 66 74	274 (-10)	45	\$97,212	161	Patton Kizzire	70 71 74 70	285 (1)	5	\$16,206	CUT	Lucas Bjerregaard	72 73	145 (3)	--	--
T16	Keith Mitchell	68 67 70 69	274 (-10)	45	\$97,212	163	Jimmy Walker	69 71 69 78	287 (3)	4	\$15,841	CUT	Zack Suerich	74 72	146 (4)	--	--
T16	Harris English	65 72 68 69	274 (-10)	45	\$97,212	163	Dylan Frittelli	71 70 72 74	287 (3)	4	\$15,841	CUT	Mackenzie Hughes	74 72	146 (4)	--	--
T16	Brandon Hagy	67 69 69 69	274 (-10)	45	\$97,212	163	Cheng Tsung Pan	69 66 75 77	287 (3)	4	\$15,841	CUT	Troy Merritt	71 75	146 (4)	--	--
T16	Matt Kuchar	68 70 67 69	274 (-10)	45	\$97,212	66	Beau Hossler	68 72 77 72	289 (5)	4	\$15,549	CUT	Kevin Chappell	69 77	146 (4)	--	--
T16	J.B. Holmes	64 65 70 75	274 (-10)	45	\$97,212	CUT	Andrew Putnam	72 70	142 (0)	--	--	CUT	Charl Schwartzel	73 73	146 (4)	--	--
T16	Hideki Matsuyama	67 74 65 68	274 (-10)	45	\$97,212	CUT	Cameron Tringale	74 68	142 (0)	--	--	CUT	Kyle Stanley	71 75	146 (4)	--	--
T16	Russell Knox	71 67 67 69	274 (-10)	45	\$97,212	CUT	Jason Kokrak	73 69	142 (0)	--	--	CUT	Alex Smalley	73 73	146 (4)	--	--
T16	Patrick Rodgers	67 69 70 68	274 (-10)	45	\$97,212	CUT	Kiradech Aphibarnrat	72 70	142 (0)	--	--	CUT	Austin Cook	74 72	146 (4)	--	--
T25	Tom Hoge	65 71 67 72	275 (-9)	30	\$52,601	CUT	Matt Jones	74 68	142 (0)	--	--	CUT	Matthew Wolff	73 74	147 (5)	--	--
T25	Harry Higgs	70 68 68 69	275 (-9)	30	\$52,601	CUT	Kevin Na	69 73	142 (0)	--	--	CUT	Trey Mullinax	70 77	147 (5)	--	--
T25	Carlos Ortiz	71 69 67 68	275 (-9)	30	\$52,601	CUT	Zach Johnson	67 75	142 (0)	--	--	CUT	Scott Harrington	76 71	147 (5)	--	--
T25	Danny Lee	68 69 69 69	275 (-9)	30	\$52,601	CUT	Ryan Palmer	71 71	142 (0)	--	--	CUT	Chris Kirk	77 70	147 (5)	--	--
T25	Xinjun Zhang	69 72 68 66	275 (-9)	30	\$52,601	CUT	Kevin Streelman	68 74	142 (0)	--	--	CUT	Emiliano Grillo	73 74	147 (5)	--	--
T25	James Hahn	69 67 69 70	275 (-9)	30	\$52,601	CUT	Sebastian Cappelletti	70 72	142 (0)	--	--	CUT	Satoshi Kodaira	73 75	148 (6)	--	--
T25	Luke List	70 69 64 72	275 (-9)	30	\$52,601	CUT	Peter Malnati	69 73	142 (0)	--	--	CUT	Cameron Smith	76 72	148 (6)	--	--
T25	Bud Cauley	65 72 70 68	275 (-9)	30	\$52,601	CUT	Chris Stroud	72 70	142 (0)	--	--	CUT	Marty Jertson	77 71	148 (6)	--	--
T25	Collin Morikawa	69 67 68 71	275 (-9)	30	\$52,601	CUT	Colt Knost	70 72	142 (0)	--	--	CUT	Brian Gay	72 76	148 (6)	--	--
T34	Wyndham Clark	61 69 74 72	276 (-8)	21	\$39,785	CUT	Harold Varner III	71 71	142 (0)	--	--	CUT	Ryan Armour	71 78	149 (7)	--	--
T34	Doc Redman	69 67 71 69	276 (-8)	21	\$39,785	CUT	Tyler Duncan	72 70	142 (0)	--	--	CUT	Kevin Stadler	78 72	150 (8)	--	--
T34	Sungjae Im	66 72 68 70	276 (-8)	21	\$39,785	CUT	Scottie Scheffler	70 72	142 (0)	--	--	CUT	Si Woo Kim	76 74	150 (8)	--	--
T37	J.T. Poston	70 68 71 68	277 (-7)	18	\$34,675	CUT	Viktor Hovland	70 72	142 (0)	--	--	CUT	Seung-Yul Noh	75 76	151 (9)	--	--
T37	Kevin Tway	72 67 68 70	277 (-7)	18	\$34,675	CUT	Aaron Wise	70 73	143 (1)	--	--	CUT	Martin Trainer	78 74	152 (10)	--	--
T37	Rickie Fowler	74 65 69 69	277 (-7)	18	\$34,675	CUT	Sam Burns	69 74	143 (1)	--	--	CUT	Lanto Griffin	74 78	152 (10)	--	--
T40	Gary Woodland	70 67 69 72	278 (-6)	14	\$28,835	CUT	Russell Henley	71 72	143 (1)	--	--	W/D	Joel Dahmen	70 71 73	214 (1)	--	--
T40	Adam Hadwin	69 67 72 70	278 (-6)	14	\$28,835	CUT	Adam Schenk	70 73	143 (1)	--	--						
T40	John Huh	71 66 66 75	278 (-6)	14	\$28,835	CUT	Ryan Moore	72 71	143 (1)	--	--						
T40	Charley Hoffman	71 70 67 70	278 (-6)	14	\$28,835	CUT	Brian Stuard	72 71	143 (1)	--	--						
T40	Aaron Baddeley	68 70 72 68	278 (-6)	14	\$28,835	CUT	Jordan Spieth	74 69	143 (1)	--	--						
T45	Corey Connors	71 69 71 68	279 (-5)	11	\$23,725	CUT	Kyung-Hoon Lee	71 73	144 (2)	--	--						
T45	Andrew Landry	69 72 69 69	279 (-5)	11	\$23,725	CUT	Chez Reavie	73 71	144 (2)	--	--						

indicates playoff win

Notes

Webb Simpson made birdie on each of the last two holes in the final round and the first extra hole to defeat Tony Finau in a playoff and win the Waste Management Phoenix Open. The win was his sixth on the PGA TOUR and first since THE PLAYERS Championship in 2018, coming in his 287th start at age 34 years, 178 days.

Webb Simpson recorded his third career hole-in-one in the third round (No. 12), becoming the first player since Francesco Molinari at the 2019 Arnold Palmer Invitational presented by Mastercard to make an ace and go on to win.

With the win, Webb Simpson improved to 2-5 for his career in playoffs. He had lost in a playoff to Tyler Duncan at The RSM Classic earlier in the season.

Webb Simpson notched his fifth top-10 in 10 starts at the event.

Tony Finau held a one-stroke 54-hole lead before falling in a playoff to Webb Simpson, moving to 0-for-3 with the 54-hole lead/co-lead in his career. He collected his sixth runner-up since his win at the 2016 Puerto Rico Open.

Tony Finau shot a third-round 62, his third such score of the season after entering the season with a career-low of 64.

For the second consecutive season, Justin Thomas finished T3. He shot a final-round 65 to tie Nate Lashley and Bubba Watson for third.

Despite standing T110 through 18 holes (first-round 74), defending champion Rickie Fowler closed with three scores in the 60s to finish T37.

WEATHER: Thursday: Mostly sunny. High of 73. Wind S 5-10 mph. **Friday:** Mostly sunny. High of 72. Wind W 3-6 mph. **Saturday:** Sunny. High of 76. Wind S 4-6 mph. **Sunday:** Sunny. High of 76. Wind S 6-12 mph.

Tournament Record: 256

Phil Mickelson (2013), Mark Calavecchia (2001)

TPC Scottsdale: 60

Phil Mickelson (2013), Phil Mickelson (2005), Mark Calavecchia (2001), Grant Waite (1996)

Tournament History

End Date	Purse	Winner	Score	Runner-Up	Earnings	Location (Par/Yards)
Waste Management Phoenix Open						
2/2/2020	\$7,300,000	Webb Simpson *	267 (-17)	Tony Finau - 267 (-17)	\$1,314,000	TPC Scottsdale, Scottsdale, AZ (71/7,261)
2/3/2019	\$7,100,000	Rickie Fowler	267 (-17)	Branden Grace - 269 (-15)	\$1,278,000	TPC Scottsdale, Scottsdale, AZ (71/7,261)
2/4/2018	\$6,900,000	Gary Woodland *	266 (-18)	Chez Reavie - 266 (-18)	\$1,242,000	TPC Scottsdale, Scottsdale, AZ (71/7,266)
2/5/2017	\$6,700,000	Hideki Matsuyama *	267 (-17)	Webb Simpson - 267 (-17)	\$1,206,000	TPC Scottsdale, Scottsdale, AZ (71/7,266)
2/7/2016	\$6,500,000	Hideki Matsuyama *	270 (-14)	Rickie Fowler - 270 (-14)	\$1,170,000	TPC Scottsdale, Scottsdale, AZ (71/7,266)
2/1/2015	\$6,300,000	Brooks Koepka	269 (-15)	Ryan Palmer - 270 (-14) Bubba Watson - 270 (-14) Hideki Matsuyama - 270 (-14)	\$1,134,000	TPC Scottsdale, Scottsdale, AZ (71/7,266)
2/2/2014	\$6,200,000	Kevin Stadler	268 (-16)	Bubba Watson - 269 (-15) Graham DeLaet - 269 (-15)	\$1,116,000	TPC Scottsdale, Scottsdale, AZ (71/7,152)
2/3/2013	\$6,200,000	Phil Mickelson	256 (-28)	Brandt Snedeker - 260 (-24)	\$1,116,000	TPC Scottsdale, Scottsdale, AZ (71/7,216)
2/5/2012	\$6,100,000	Kyle Stanley	269 (-15)	Ben Crane - 270 (-14)	\$1,098,000	TPC Scottsdale, Scottsdale, AZ (71/7,216)
2/6/2011	\$6,100,000	Mark Wilson *	266 (-18)	Jason Dufner - 266 (-18)	\$1,098,000	TPC Scottsdale, Scottsdale, AZ (71/7,216)
2/28/2010	\$6,000,000	Hunter Mahan	268 (-16)	Rickie Fowler - 269 (-15)	\$1,080,000	TPC Scottsdale, Scottsdale, AZ (71/7,216)
FBR Open						
2/1/2009	\$6,000,000	Kenny Perry *	270 (-14)	Charley Hoffman - 270 (-14)	\$1,080,000	TPC Scottsdale, Scottsdale, AZ (71/7,216)
2/3/2008	\$6,000,000	J.B. Holmes *	270 (-14)	Phil Mickelson - 270 (-14)	\$1,080,000	TPC Scottsdale, Scottsdale, AZ (71/7,216)
2/4/2007	\$6,000,000	Aaron Baddeley	263 (-21)	John Rollins - 264 (-20)	\$1,080,000	TPC Scottsdale, Scottsdale, AZ (71/7,216)
2/5/2006	\$5,200,000	J.B. Holmes	263 (-21)	Steve Lowery - 270 (-14) Scott Verplank - 270 (-14) Ryan Palmer - 270 (-14) J.J. Henry - 270 (-14) Camilo Villegas - 270 (-14)	\$936,000	TPC Scottsdale, Scottsdale, AZ (71/7,216)
2/6/2005	\$5,200,000	Phil Mickelson	267 (-17)	Scott McCarron - 272 (-12) Kevin Na - 272 (-12)	\$936,000	TPC Scottsdale, Scottsdale, AZ (71/7,216)
2/1/2004	\$5,200,000	Jonathan Kaye	266 (-18)	Chris DiMarco - 268 (-16)	\$936,000	TPC Scottsdale, Scottsdale, AZ (71/7,216)
Phoenix Open						
1/26/2003	\$4,000,000	Vijay Singh	261 (-23)	John Huston - 264 (-20)	\$720,000	TPC Scottsdale, Scottsdale, AZ (71/7,089)
1/27/2002	\$4,000,000	Chris DiMarco	267 (-17)	Kenny Perry - 268 (-16) Kaname Yokoo - 268 (-16)	\$720,000	TPC Scottsdale, Scottsdale, AZ (71/7,089)
1/28/2001	\$4,000,000	Mark Calcavecchia	256 (-28)	Rocco Mediate - 264 (-20)	\$720,000	TPC Scottsdale, Scottsdale, AZ (71/7,089)
1/30/2000	\$3,200,000	Tom Lehman	270 (-14)	Rocco Mediate - 271 (-13) Robert Allenby - 271 (-13)	\$576,000	TPC Scottsdale, Scottsdale, AZ (71/7,083)
1/31/1999	\$3,000,000	Rocco Mediate	273 (-11)	Justin Leonard - 275 (-9)	\$540,000	TPC Scottsdale, Scottsdale, AZ (71/7,083)
1/25/1998	\$2,500,000	Jesper Parnevik	269 (-15)	Tommy Armour III - 272 (-12) Steve Pate - 272 (-12) Tom Watson - 272 (-12) Brent Geiberger - 272 (-12)	\$450,000	TPC Scottsdale, Scottsdale, AZ (71/6,992)
1/26/1997	\$1,500,000	Steve Jones	258 (-26)	Jesper Parnevik - 269 (-15)	\$270,000	TPC Scottsdale, Scottsdale, AZ (71/6,992)
1/27/1996	\$1,300,000	Phil Mickelson *	269 (-15)	Justin Leonard - 269 (-15)	\$234,000	TPC Scottsdale, Scottsdale, AZ (71/6,992)
1/29/1995	\$1,300,000	Vijay Singh *	269 (-15)	Billy Mayfair - 269 (-15)	\$234,000	TPC Scottsdale, Scottsdale, AZ (71/6,992)
1/30/1994	\$1,200,000	Bill Glasson	268 (-16)	Bob Estes - 271 (-13)	\$216,000	TPC Scottsdale, Scottsdale, AZ (71/6,992)
1/31/1993	\$1,000,000	Lee Janzen	273 (-11)	Andrew Magee - 275 (-9)	\$180,000	TPC Scottsdale, Scottsdale, AZ (71/6,992)
1/26/1992	\$1,000,000	Mark Calcavecchia	264 (-20)	Duffy Waldorf - 269 (-15)	\$180,000	TPC Scottsdale, Scottsdale, AZ (71/6,992)
1/27/1991	\$1,000,000	Nolan Henke	268 (-16)	Gil Morgan - 269 (-15) Curtis Strange - 269 (-15) Tom Watson - 269 (-15)	\$180,000	TPC Scottsdale, Scottsdale, AZ (71/6,992)
1/28/1990	\$900,000	Tommy Armour III	267 (-17)	Jim Thorpe - 272 (-12)	\$162,000	TPC Scottsdale, Scottsdale, AZ (71/6,992)
1/22/1989	\$700,000	Mark Calcavecchia	263 (-21)	Chip Beck - 270 (-14)	\$126,000	TPC Scottsdale, Scottsdale, AZ (71/6,992)
1/31/1988	\$650,000	Sandy Lyle *	269 (-15)	Fred Couples - 269 (-15)	\$117,000	TPC Scottsdale, Scottsdale, AZ (71/6,992)
1/25/1987	\$600,000	Paul Azinger	268 (-16)	Hal Sutton - 269 (-15)	\$108,000	TPC Scottsdale, Scottsdale, AZ (71/6,992)
1/26/1986	\$500,000	Hal Sutton	267 (-17)	Calvin Peete - 269 (-15) Tony Sills - 269 (-15)	\$90,000	Phoenix CC, Phoenix, AZ (71/6,726)
1/20/1985	\$450,000	Calvin Peete	270 (-14)	Morris Hatalsky - 272 (-12) Doug Tewell - 272 (-12)	\$81,000	Phoenix CC, Phoenix, AZ (71/6,726)
1/22/1984	\$400,000	Tom Purtzer	268 (-16)	Corey Pavin - 269 (-15)	\$72,000	Phoenix CC, Phoenix, AZ (71/6,726)
1/30/1983	\$350,000	Bob Gilder *	271 (-13)	Rex Caldwell - 271 (-13) Johnny Miller - 271 (-13) Mark O'Meara - 271 (-13)	\$63,000	Phoenix CC, Phoenix, AZ (71/6,726)
1/24/1982	\$300,000	Lanny Wadkins	263 (-21)	Jerry Pate - 269 (-15)	\$54,000	Phoenix CC, Phoenix, AZ (71/6,726)
1/25/1981	\$300,000	David Graham	268 (-16)	Lon Hinkle - 269 (-15)	\$54,000	Phoenix CC, Phoenix, AZ (71/6,726)
1/20/1980	\$300,000	Jeff Mitchell	272 (-12)	Rik Massengale - 276 (-8)	\$54,000	Phoenix CC, Phoenix, AZ (71/6,726)
1/22/1979	\$187,500	Ben Crenshaw	199 (-14)	Jay Haas - 200 (-13)	\$33,750	Phoenix CC, Phoenix, AZ (71/6,726)
1/15/1978	\$200,000	Miller Barber	272 (-12)	Jerry Pate - 273 (-11) Lee Trevino - 273 (-11)	\$40,000	Phoenix CC, Phoenix, AZ (71/6,726)
1/9/1977	\$200,000	Jerry Pate *	277 (-7)	Dave Stockton - 277 (-7)	\$40,000	Phoenix CC, Phoenix, AZ (71/6,726)
1/18/1976	\$200,000	Bob Gilder	268 (-16)	Roger Maltbie - 270 (-14)	\$40,000	Phoenix CC, Phoenix, AZ (71/6,726)
1/12/1975	\$150,000	Johnny Miller	260 (-24)	Jerry Heard - 274 (-10)	\$30,000	Phoenix CC, Phoenix, AZ (71/6,726)
1/13/1974	\$150,000	Johnny Miller	271 (-13)	Lanny Wadkins - 272 (-12)	\$30,000	Phoenix CC, Phoenix, AZ (71/6,726)
1/14/1973	\$150,000	Bruce Crampton	268 (-12)	Steve Melnyk - 269 (-11) Lanny Wadkins - 269 (-11)	\$30,000	Arizona CC, Phoenix, AZ (70/6,216)
2/20/1972	\$125,000	Homero Blancas *	273 (-11)	Lanny Wadkins - 273 (-11)	\$25,000	Phoenix CC, Phoenix, AZ (71/6,726)
Phoenix Open Invitational						
1/24/1971	\$125,000	Miller Barber	261 (-19)	Billy Casper - 263 (-17) Dan Sikes - 263 (-17)	\$25,000	Arizona CC, Phoenix, AZ (70/6,216)
1/18/1970	\$100,000	Dale Douglass	271 (-13)	Howie Johnson - 272 (-12) Gene Littler - 272 (-12)	\$20,000	Phoenix CC, Phoenix, AZ (71/6,726)
2/16/1969	\$100,000	Gene Littler	263 (-17)	Miller Barber - 265 (-15) Don January - 265 (-15) Billy Maxwell - 265 (-15)	\$20,000	Arizona CC, Phoenix, AZ (70/6,216)
2/18/1968	\$100,000	George Knudson	272 (-12)	Julius Boros - 275 (-9) Sam Carmichael - 275 (-9) Jack Montgomery - 275 (-9)	\$20,000	Phoenix CC, Phoenix, AZ (71/6,726)
2/12/1967	\$70,000	Julius Boros	272 (-8)	Ken Still - 273 (-7)	\$14,000	Arizona CC, Phoenix, AZ (70/6,216)
2/14/1966	\$60,000	Dudley Wysong	278 (-6)	Gardner Dickinson - 279 (-5)	\$9,000	Phoenix CC, Phoenix, AZ (71/6,726)
2/14/1965	\$67,500	Rod Funseth	274 (-6)	Bert Yancey - 277 (-3)	\$10,500	Arizona CC, Phoenix, AZ (70/6,216)
2/9/1964	\$50,000	Jack Nicklaus	271 (-13)	Bob Brue - 274 (-10)	\$7,500	Phoenix CC, Phoenix, AZ (71/6,726)
2/12/1963	\$35,000	Arnold Palmer	273 (-7)	Gary Player - 274 (-6)	\$5,300	Arizona CC, Phoenix, AZ (70/6,216)
2/11/1962	\$35,000	Arnold Palmer	269 (-15)	Billy Casper - 281 (-3) Don Fairfield - 281 (-3) Bob McCallister - 281 (-3) Jack Nicklaus - 281 (-3)	\$5,300	Phoenix CC, Phoenix, AZ (71/6,726)
2/12/1961	\$30,000	Arnold Palmer *	270 (-10)	Doug Sanders - 270 (-10)	\$4,300	Arizona CC, Phoenix, AZ (70/6,216)
2/15/1960	\$22,500	Jack Fleck *	273 (-11)	Bill Collins - 273 (-11)	\$3,150	Phoenix CC, Phoenix, AZ (71/6,726)
2/8/1959	\$17,500	Gene Littler	268 (-12)	Art Wall - 269 (-11)	\$2,400	Arizona CC, Phoenix, AZ (70/6,216)
1/29/1958	\$15,000	Ken Venturi	274 (-10)	Jay Hebert - 275 (-9) Walter Burkemo - 275 (-9)	\$2,000	Phoenix CC, Phoenix, AZ (71/6,726)
2/3/1957	\$15,000	Billy Casper	271 (-9)	Cary Middlecoff - 274 (-6) Mike Souchak - 274 (-6)	\$2,000	Arizona CC, Phoenix, AZ (70/6,216)
Phoenix Open						
2/5/1956	\$15,000	Cary Middlecoff	276 (-8)	Mike Souchak - 279 (-5)	\$2,400	Phoenix CC, Phoenix, AZ (71/6,726)

Tournament History

End Date	Purse	Winner	Score	Runner-Up	Earnings	Location (Par/Yards)
2/6/1955	\$15,000	Gene Littler	275 (-5)	Billy Maxwell - 276 (-4) Johnny Palmer - 276 (-4)	\$2,400	Arizona CC, Phoenix, AZ (70/6,216)
2/7/1954	\$10,000	Ed Furgol *	272 (-12)	Cary Middlecoff - 272 (-12)	\$2,000	Phoenix CC, Phoenix, AZ (71/6,726)
1/26/1953	\$10,000	Lloyd Mangrum	272 (-12)	Johnny Bulla - 278 (-6) Ted Kroll - 278 (-6) Bo Wininger - 278 (-6)	\$2,000	Phoenix CC, Phoenix, AZ (71/6,726)
1/27/1952	\$10,000	Lloyd Mangrum	274 (-10)	E. Harrison - 279 (-5)	\$2,000	Phoenix CC, Phoenix, AZ (71/6,726)
1/28/1951	\$10,000	Lew Worsham	272 (-12)	Lawson Little - 273 (-11)	\$2,000	Phoenix CC, Phoenix, AZ (71/6,726)
Ben Hogan Open						
1/29/1950	\$10,000	Jimmy Demaret	269 (-15)	Sam Snead - 270 (-14)	\$2,000	Phoenix CC, Phoenix, AZ (71/6,726)
Phoenix Open						
1/30/1949	\$10,000	Jimmy Demaret *	278 (-6)	Ben Hogan - 278 (-6)	\$2,000	Phoenix CC, Phoenix, AZ (71/6,726)
1/25/1948	\$10,000	Bobby Locke	268 (-16)	Jimmy Demaret - 269 (-15)	\$2,000	Phoenix CC, Phoenix, AZ (71/6,726)
1/26/1947	\$10,000	Ben Hogan	270	Lloyd Mangrum - 277 Ed Oliver - 277	\$2,000	Phoenix CC, Phoenix, AZ (71/6,726)
1/27/1946	\$7,500	Ben Hogan *	273	Herman Keiser - 273	\$1,500	Phoenix CC, Phoenix, AZ (71/6,726)
1/14/1945	\$6,666	Byron Nelson	274	Denny Shute - 276	\$1,333	Phoenix CC, Phoenix, AZ (71/6,726)
2/6/1944	\$5,000	Harold McSpaden *	273	Byron Nelson - 273	\$1,000	Phoenix CC, Phoenix, AZ (71/6,726)
2/3/1940	\$3,000	Ed Oliver	205 (-8)	Ben Hogan - 206 (-7)	\$700	Phoenix CC, Phoenix, AZ (71/6,726)
2/5/1939	\$3,000	Byron Nelson	198 (-15)	Ben Hogan - 210 (-3)	\$700	Phoenix CC, Phoenix, AZ (71/6,726)
2/17/1935	\$2,500	Ky Laffoon	281	Craig Wood - 285	\$500	Phoenix CC, Phoenix, AZ (71/6,726)
Arizona Open						
1/22/1933	\$1,500	Harry Cooper	281 (68)	Ray Mangrum - 283 (70) Horton Smith - 283 (70)	\$400	Phoenix CC, Phoenix, AZ (71/6,726)
2/1/1932	\$2,500	Ralph Guldahl	285 (1)	John Perelli - 290 (6)	\$600	Phoenix CC, Phoenix, AZ (71/6,726)

* indicates playoff

AT&T Pebble Beach Pro-Am

Pebble Beach, California • February 6-9, 2020

Pebble Beach GL

Par/Yards: 36-36--72 | 6,816



FedExCup Points (first): 500



Winner: Nick Taylor

FedExCup Points: 500

63-66-69-70 268 (-19) | \$1,404,000

Leaders

Round 1

Nick Taylor	63 (-8)
Patrick Cantlay	66 (-6)
Chase Seifert	66 (-6)
8 tied at position	66 (-5)

Round 2

Nick Taylor	129 (-14)
Jason Day	131 (-12)
Phil Mickelson	132 (-11)
Charl Schwartzel	133 (-10)
Chris Baker	133 (-10)

Round 3

Nick Taylor	198 (-17)
Phil Mickelson	199 (-16)
Jason Day	201 (-14)
Matt Every	204 (-11)
Kevin Streelman	204 (-11)

Order of Finish (cut: 54 HOLES: 68 professionals at -3 (212) or better.)

Pos	Player	Scores	Total	FedExCup Points	Earnings	Pos	Player	Scores	Total	FedExCup Points	Earnings	Pos	Player	Scores	Total	FedExCup Points	Earnings
1	Nick Taylor	63 66 69 70	268 (-19)	500	\$1,404,000	T55	Wes Roach	69 73 70 75	287 (0)	6	\$18,018	CUT	Brice Garnett	70 70 77	217 (2)	--	--
2	Kevin Streelman	69 67 68 68	272 (-15)	300	\$850,200	T55	Michael Gligic	72 71 69 75	287 (0)	6	\$18,018	CUT	Jonathan Byrd	67 72 78	217 (2)	--	--
3	Phil Mickelson	68 64 67 74	273 (-14)	190	\$538,200	T55	Jim Herman	67 73 70 77	287 (0)	6	\$18,018	CUT	Ben Taylor	73 67 77	217 (2)	--	--
4	Jason Day	67 64 70 75	276 (-11)	135	\$382,200	T55	Luke Donald	72 71 69 75	287 (0)	6	\$18,018	CUT	Patrick Martin	73 71 73	217 (2)	--	--
T5	Charl Schwartzel	67 66 73 72	278 (-9)	96	\$277,388	T55	Cameron Champ	71 66 71 79	287 (0)	6	\$18,018	CUT	Padraig Harrington	70 73 74	217 (2)	--	--
T5	Matt Jones	68 73 65 72	278 (-9)	96	\$277,388	T60	Matthew Fitzpatrick	71 70 68 79	288 (1)	5	\$17,472	CUT	Chad Campbell	74 72 71	217 (2)	--	--
T5	Daniel Berger	70 69 70 69	278 (-9)	96	\$277,388	T60	Tom Hoge	69 73 69 77	288 (1)	5	\$17,472	CUT	Michael Gellerman	73 73 71	217 (2)	--	--
T5	Maverick McNealy	72 72 66 68	278 (-9)	96	\$277,388	T62	Aaron Wise	68 74 70 77	289 (2)	5	\$17,160	CUT	Brandon Hagy	73 68 76	217 (2)	--	--
T9	Jordan Spieth	70 71 71 67	279 (-8)	78	\$220,350	T62	Jason Dufner	73 70 68 78	289 (2)	5	\$17,160	CUT	Dominic Bozzelli	76 71 70	217 (2)	--	--
T9	Lanto Griffin	67 68 71 74	279 (-8)	78	\$220,350	T64	Paul Casey	71 65 73 81	290 (3)	4	\$16,770	CUT	Nelson Ledesma	73 70 74	217 (2)	--	--
T11	Matthew NeSmith	68 71 69 72	280 (-7)	65	\$181,350	T64	Xinjun Zhang	71 74 67 78	290 (3)	4	\$16,770	CUT	Sebastian Cappelen	72 70 75	217 (2)	--	--
T11	Peter Malnati	70 69 66 75	280 (-7)	65	\$181,350	T64	Cameron Tringale	71 69 71 79	290 (3)	4	\$16,770	CUT	Adam Long	74 66 78	218 (3)	--	--
T11	Patrick Cantlay	66 69 72 73	280 (-7)	65	\$181,350	67	John Senden	71 71 67 83	292 (5)	4	\$16,458	CUT	Graeme McDowell	70 75 73	218 (3)	--	--
T14	Max Homa	67 69 71 74	281 (-6)	54	\$138,450	68	Ryan Brehm	73 69 68 87	297 (10)	3	\$16,302	CUT	Brian Stuard	73 77 68	218 (3)	--	--
T14	J.B. Holmes	71 72 67 71	281 (-6)	54	\$138,450	CUT	Arjun Atwal	75 67 71	213 (-2)	--	--	CUT	Josh Teater	70 72 77	219 (4)	--	--
T14	Kevin Na	75 67 68 71	281 (-6)	54	\$138,450	CUT	Jim Furyk	74 70 69	213 (-2)	--	--	CUT	Rafa Cabrera Bello	70 74 75	219 (4)	--	--
T14	Joel Dahmen	71 73 67 70	281 (-6)	54	\$138,450	CUT	Nick Watney	73 66 74	213 (-2)	--	--	CUT	D.A. Points	77 70 72	219 (4)	--	--
T18	Joseph Bramlett	71 70 69 72	282 (-5)	43	\$96,219	CUT	Vaughn Taylor	72 71 70	213 (-2)	--	--	CUT	David Lingmerth	72 74 73	219 (4)	--	--
T18	Harry Higgs	66 69 74 73	282 (-5)	43	\$96,219	CUT	Bo Hoag	71 75 67	213 (-2)	--	--	CUT	Tyler Duncan	73 73 74	220 (5)	--	--
T18	Wyndham Clark	68 71 70 73	282 (-5)	43	\$96,219	CUT	Robert Streb	67 74 72	213 (-2)	--	--	CUT	Pat Perez	71 75 74	220 (5)	--	--
T18	Zac Blair	69 69 73 71	282 (-5)	43	\$96,219	CUT	Richy Werenski	66 72 75	213 (-2)	--	--	CUT	Jimmy Walker	73 68 79	220 (5)	--	--
T18	Kurt Kitayama	69 69 69 75	282 (-5)	--	\$96,219	CUT	Mark Hubbard	74 72 67	213 (-2)	--	--	CUT	Chris Stroud	76 70 75	221 (6)	--	--
T18	Chesson Hadley	71 67 72 72	282 (-5)	43	\$96,219	CUT	Smylie Kaufman	75 66 73	214 (-1)	--	--	CUT	J.J. Henry	74 76 71	221 (6)	--	--
T18	Scott Piercy	68 66 72 76	282 (-5)	43	\$96,219	CUT	Doug Ghim	68 72 74	214 (-1)	--	--	CUT	Ryan Armour	70 74 77	221 (6)	--	--
T25	Chez Reavie	67 69 73 74	283 (-4)	31	\$58,667	CUT	Harold Varner III	67 76 71	214 (-1)	--	--	CUT	Rod Pampling	73 73 76	222 (7)	--	--
T25	Aaron Baddeley	68 69 71 75	283 (-4)	31	\$58,667	CUT	Adam Hadwin	74 69 71	214 (-1)	--	--	CUT	Rhein Gibson	74 69 79	222 (7)	--	--
T25	Henrik Norlander	69 73 70 71	283 (-4)	31	\$58,667	CUT	Andrew Landry	76 69 69	214 (-1)	--	--	CUT	D.J. Trahan	71 75 76	222 (7)	--	--
T25	Kevin Chappell	68 67 74 74	283 (-4)	31	\$58,667	CUT	Justin Suh	67 70 77	214 (-1)	--	--	CUT	Bill Haas	71 75 76	222 (7)	--	--
T25	Troy Merritt	69 70 73 71	283 (-4)	31	\$58,667	CUT	Charles Hoffman	67 72 75	214 (-1)	--	--	CUT	Satoshi Kodaira	76 73 73	222 (7)	--	--
T25	Ben Martin	72 68 70 73	283 (-4)	31	\$58,667	CUT	K.J. Choi	74 66 74	214 (-1)	--	--	CUT	Martin Trainer	73 75 74	222 (7)	--	--
T25	Tim Wilkinson	69 70 70 74	283 (-4)	31	\$58,667	CUT	Scott Stallings	73 73 68	214 (-1)	--	--	CUT	Si Woo Kim	77 71 74	222 (7)	--	--
T32	Alex Cejka	69 73 70 72	284 (-3)	22	\$43,550	CUT	Chris Kirk	72 72 70	214 (-1)	--	--	CUT	Austin Cook	78 71 74	223 (8)	--	--
T32	Dustin Johnson	69 65 72 78	284 (-3)	22	\$43,550	CUT	Michael Thompson	73 74 67	214 (-1)	--	--	CUT	Isiah Salinda	74 73 76	223 (8)	--	--
T32	Matt Every	70 66 68 80	284 (-3)	22	\$43,550	CUT	Brandt Snedeker	73 67 74	214 (-1)	--	--	CUT	Roberto Castro	74 74 75	223 (8)	--	--
T32	Alex Noren	69 67 74 74	284 (-3)	22	\$43,550	CUT	Anirban Lahiri	73 71 70	214 (-1)	--	--	CUT	Bo Van Pelt	75 74 74	223 (8)	--	--
T32	Tyler McCumber	71 70 69 74	284 (-3)	22	\$43,550	CUT	Brandon Grace	73 70 72	215 (0)	--	--	CUT	David Heam	75 73 75	223 (8)	--	--
T32	Keith Mitchell	69 67 76 72	284 (-3)	22	\$43,550	CUT	Mark Anderson	73 70 72	215 (0)	--	--	CUT	Hunter Mahan	74 77 74	225 (10)	--	--
T38	Beau Hossler	68 72 70 75	285 (-2)	13	\$28,561	CUT	Russell Knox	74 65 76	215 (0)	--	--	CUT	Hank Lebioda	74 77 74	225 (10)	--	--
T38	Cameron Davis	71 72 69 73	285 (-2)	13	\$28,561	CUT	Scott Brown	77 72 66	215 (0)	--	--	CUT	J.J. Spaun	69 78 79	226 (11)	--	--
T38	Vincent Whaley	71 73 67 74	285 (-2)	13	\$28,561	CUT	Peter Uihlein	77 70 72	215 (0)	--	--	CUT	Sung Kang	74 73 79	226 (11)	--	--
T38	Rob Oppenheim	68 74 73 73	285 (-2)	13	\$28,561	CUT	Johnson Wagner	70 74 71	215 (0)	--	--	CUT	Tim Herron	78 74 74	226 (11)	--	--
T38	Matt Kuchar	70 71 68 76	285 (-2)	13	\$28,561	CUT	Scott Harrington	68 72 75	215 (0)	--	--	CUT	Scott de Borja	75 78 74	227 (12)	--	--
T38	Seamus Power	72 68 71 74	285 (-2)	13	\$28,561	CUT	Ted Potter, Jr.	72 74 69	215 (0)	--	--	CUT	Robert Garrigus	74 77 76	227 (12)	--	--
T38	Kevin Kisner	72 68 70 75	285 (-2)	13	\$28,561	CUT	Steve Stricker	74 68 73	215 (0)	--	--	CUT	Kevin Gahm	77 76 82	235 (20)	--	--
T38	Chris Baker	69 64 76 76	285 (-2)	13	\$28,561	CUT	Kristoffer Ventura	71 76 68	215 (0)	--	--	CUT	Sam Saunders	77 78 80	235 (20)	--	--
T38	Viktor Hovland	70 68 70 77	285 (-2)	13	\$28,561	CUT	Mackenzie Hughes	74 72 69	215 (0)	--	--	W/D	David Duval	84	84 (12)	--	--
T38	Stewart Cink	69 72 70 74	285 (-2)	13	\$28,561	CUT	Greg Rodgers	76 68 71	215 (0)	--	--	W/D	Nate Lashley	73 73	146 (3)	--	--
T38	Brian Gay	72 68 68 77	285 (-2)	13	\$28,561	CUT	Greg Chalmers	67 73 76	216 (1)	--	--	W/D	Kramer Hickok	74 73	147 (4)	--	--
T50	Brandon Wu	69 66 76 74	285 (-2)	--	\$28,561	CUT	Zack Scharf	72 74 70	216 (1)	--	--						
T50	Lucas Glover	70 76 66 74	286 (-1)	8	\$19,204	CUT	George McNeill	68 71 77	216 (1)	--	--						
T50	Sean O'Hair	73 65 71 77	286 (-1)	8	\$19,204	CUT	Ricky Barnes	66 72 78	216 (1)	--	--						
T50	Doc Redman	73 67 72 74	286 (-1)	8	\$19,204	CUT	Fabian Gómez	73 66 77	216 (1)	--	--						
T50	Adam Schenk	68 69 74 75	286 (-1)	8	\$19,204	CUT	Kiradech Aphibarnrat	73 79 64	216 (1)	--	--						
T50	Chase Seifert	66 76 69 75	286 (-1)	8	\$19,204	CUT	James Hahn	71 70 75	216 (1)	--	--						

Notes

Nick Taylor won the AT&T Pebble Beach Pro-Am in wire-to-wire fashion, defeating Kevin Streelman by four strokes to earn his second career PGA TOUR victory. Taylor became the first player to win wire-to-wire on TOUR since Nate Lashley at the 2019 Rocket Mortgage Classic and the first to do so at the AT&T Pebble Beach Pro-Am since Phil Mickelson in 2005.

Nick Taylor became the sixth Canadian with multiple PGA TOUR victories. His first win came at the 2014 Sanderson Farms Championship.

The win by Canada's Nick Taylor marked the first win by an international player at the event since 2004 (Vijay Singh/Fiji).

Nick Taylor played in the final group with Phil Mickelson, who entered the week tied for the most wins in tournament history (5).

Kevin Streelman finished solo-second, his best result since the 2014 Shriners Hospitals for Children Open (2nd). He was the only player to record four scores in the 60s (69-67-68-68).

Kevin Streelman and Larry Fitzgerald won the pro-am portion of the competition by five shots with a 33-under. It was their second win as a team (2018) and they became the fourth pair with multiple victories.

With a third-place result, defending champion Phil Mickelson became the third player in PGA TOUR history with at least one top-10 in 30 consecutive seasons, joining Sam Snead and Raymond Floyd.

Jason Day (4th) posted his fourth straight top-five at the event and his first on TOUR since the 2019 Masters Tournament (5th).

WEATHER: Thursday: Sunny. High of 62. Wind NW 6-12 mph. **Friday:** Sunny. High of 63. Wind NW 5-10 mph. **Saturday:** Mostly sunny. High of 61. Wind NW 10-20 mph. **Sunday:** Sunny. High of 65. Wind NNE 15-25 mph.

Tournament Record: 265

Brandt Snedeker (2015)

Pebble Beach GL: 62

David Duval (1997), Tom Kite (1983)

Spyglass Hill GC: 62

Luke Donald (2006), Phil Mickelson (2005)

Monterey Peninsula CC: 60

Sung Kang (2016)

Tournament History

End Date	Purse	Winner	Score	Runner-Up	Earnings	Location (Par/Yards)
AT&T Pebble Beach Pro-Am						
2/9/2020	\$7,800,000	Nick Taylor	268 (-19)	Kevin Streelman - 272 (-15)	\$1,404,000	Pebble Beach GL, Pebble Beach, CA (72/6,816) Monterey Peninsula CC, Pebble Beach, CA (71/6,958) Spyglass Hill GC, Pebble Beach, CA (72/7,035)
2/10/2019	\$7,600,000	Phil Mickelson	268 (-19)	Paul Casey - 271 (-16)	\$1,368,000	Pebble Beach GL, Pebble Beach, CA (72/6,816) Monterey Peninsula CC, Pebble Beach, CA (71/6,958) Spyglass Hill GC, Pebble Beach, CA (72/6,960)
2/11/2018	\$7,400,000	Ted Potter, Jr.	270 (-17)	Chez Reavie - 273 (-14) Jason Day - 273 (-14) Phil Mickelson - 273 (-14) Dustin Johnson - 273 (-14)	\$1,332,000	Pebble Beach GL, Pebble Beach, CA (72/6,816) Monterey Peninsula CC, Pebble Beach, CA (71/6,958) Spyglass Hill GC, Pebble Beach, CA (72/6,953)
2/12/2017	\$7,200,000	Jordan Spieth	268 (-19)	Kelly Kraft - 272 (-15)	\$1,296,000	Pebble Beach GL, Pebble Beach, CA (72/6,816) Monterey Peninsula CC, Pebble Beach, CA (71/6,958) Spyglass Hill GC, Pebble Beach, CA (72/6,953)
2/14/2016	\$7,000,000	Vaughn Taylor	270 (-17)	Phil Mickelson - 271 (-16)	\$1,260,000	Pebble Beach GL, Pebble Beach, CA (72/6,816) Monterey Peninsula CC, Pebble Beach, CA (71/6,867) Spyglass Hill GC, Pebble Beach, CA (72/6,953)
AT&T Pebble Beach National Pro-Am						
2/15/2015	\$6,800,000	Brandt Snedeker	265 (-22)	Nick Watney - 268 (-19)	\$1,224,000	Pebble Beach GL, Pebble Beach, CA (72/6,816) Monterey Peninsula CC, Pebble Beach, CA (71/6,867) Spyglass Hill GC, Pebble Beach, CA (72/6,953)
2/9/2014	\$6,600,000	Jimmy Walker	276 (-11)	Dustin Johnson - 277 (-10) Jim Renner - 277 (-10)	\$1,188,000	Pebble Beach GL, Pebble Beach, CA (72/6,816) Monterey Peninsula CC, Pebble Beach, CA (71/6,867) Spyglass Hill GC, Pebble Beach, CA (72/6,953)
2/10/2013	\$6,500,000	Brandt Snedeker	267 (-19)	Chris Kirk - 269 (-17)	\$1,170,000	Pebble Beach GL, Pebble Beach, CA (72/6,816) Monterey Peninsula CC, Pebble Beach, CA (70/6,838) Spyglass Hill GC, Pebble Beach, CA (72/6,953)
2/12/2012	\$6,400,000	Phil Mickelson	269 (-17)	Charlie Wi - 271 (-15)	\$1,152,000	Pebble Beach GL, Pebble Beach, CA (72/6,816) Monterey Peninsula CC, Pebble Beach, CA (70/6,838) Spyglass Hill GC, Pebble Beach, CA (72/6,953)
2/13/2011	\$6,300,000	D.A. Points	271 (-15)	Hunter Mahan - 273 (-13)	\$1,134,000	Pebble Beach GL, Pebble Beach, CA (72/6,816) Monterey Peninsula CC, Pebble Beach, CA (70/6,838) Spyglass Hill GC, Pebble Beach, CA (72/6,953)
2/14/2010	\$6,200,000	Dustin Johnson	270 (-16)	David Duval - 271 (-15) J.B. Holmes - 271 (-15)	\$1,116,000	Pebble Beach GL, Pebble Beach, CA (72/6,816) Monterey Peninsula CC, Pebble Beach, CA (70/6,838) Spyglass Hill GC, Pebble Beach, CA (72/6,953)
2/15/2009	\$6,100,000	Dustin Johnson	201 (-15)	Mike Weir - 205 (-11)	\$1,098,000	Pebble Beach GL, Pebble Beach, CA (72/6,816) Poppy Hills, Pebble Beach, CA (72/6,944) Spyglass Hill GC, Pebble Beach, CA (72/6,953)
2/10/2008	\$6,000,000	Steve Lowery *	278 (-10)	Vijay Singh - 278 (-10)	\$1,080,000	Pebble Beach GL, Pebble Beach, CA (72/6,816) Poppy Hills, Pebble Beach, CA (72/6,942) Spyglass Hill GC, Pebble Beach, CA (72/6,953)
2/11/2007	\$5,500,000	Phil Mickelson	268 (-20)	Kevin Sutherland - 273 (-15)	\$990,000	Pebble Beach GL, Pebble Beach, CA (72/6,816) Poppy Hills, Pebble Beach, CA (72/6,833) Spyglass Hill GC, Pebble Beach, CA (72/6,953)
2/12/2006	\$5,400,000	Arron Oberholser	271 (-17)	Rory Sabbatini - 276 (-12)	\$972,000	Pebble Beach GL, Pebble Beach, CA (72/6,816) Poppy Hills, Pebble Beach, CA (72/6,833) Spyglass Hill GC, Pebble Beach, CA (72/6,862)
2/13/2005	\$5,300,000	Phil Mickelson	269 (-19)	Mike Weir - 273 (-15)	\$954,000	Pebble Beach GL, Pebble Beach, CA (72/6,737) Poppy Hills, Pebble Beach, CA (72/6,833) Spyglass Hill GC, Pebble Beach, CA (72/6,862)
2/8/2004	\$5,300,000	Vijay Singh	272 (-16)	Jeff Maggert - 275 (-13)	\$954,000	Pebble Beach GL, Pebble Beach, CA (72/6,816) Poppy Hills, Pebble Beach, CA (72/6,833) Spyglass Hill GC, Pebble Beach, CA (72/6,862)
2/9/2003	\$5,000,000	Davis Love III	274 (-14)	Tom Lehman - 275 (-13)	\$900,000	Pebble Beach GL, Pebble Beach, CA (72/6,798) Poppy Hills, Pebble Beach, CA (72/6,833) Spyglass Hill GC, Pebble Beach, CA (72/6,862)
2/3/2002	\$4,000,000	Matt Gogel	274 (-14)	Pat Perez - 277 (-11)	\$720,000	Pebble Beach GL, Pebble Beach, CA (72/6,798) Poppy Hills GC, Pebble Beach, CA (72/6,833) Spyglass Hill GC, Pebble Beach, CA (72/6,862)
2/4/2001	\$4,000,000	Davis Love III	272 (-16)	Vijay Singh - 273 (-15)	\$720,000	Pebble Beach GL, Pebble Beach, CA (72/6,816) Poppy Hills GC, Pebble Beach, CA (72/6,833) Spyglass Hill GC, Pebble Beach, CA (72/6,858)
2/6/2000	\$4,000,000	Tiger Woods	273 (-15)	Vijay Singh - 275 (-13) Matt Gogel - 275 (-13)	\$720,000	Pebble Beach GL, Pebble Beach, CA (72/6,816) Poppy Hills GC, Pebble Beach, CA (72/6,833) Spyglass Hill GC, Pebble Beach, CA (72/6,855)
2/7/1999	\$2,800,000	Payne Stewart	206 (-10)	Frank Lickliter II - 207 (-9)	\$504,000	Pebble Beach GL, Pebble Beach, CA (72/6,799) Poppy Hills GC, Pebble Beach, CA (72/6,873) Spyglass Hill GC, Pebble Beach, CA (72/6,855)
2/1/1998	\$2,500,000	Phil Mickelson	202 (-14)	Tom Pernice Jr. - 203 (-13)	\$450,000	Pebble Beach GL, Pebble Beach, CA (72/6,799) Poppy Hills GC, Pebble Beach, CA (72/6,861) Spyglass Hill GC, Pebble Beach, CA (72/6,855)
2/2/1997	\$1,900,000	Mark O'Meara	268 (-20)	Tiger Woods - 269 (-19) David Duval - 269 (-19)	\$342,000	Pebble Beach GL, Pebble Beach, CA (72/6,799) Poppy Hills GC, Pebble Beach, CA (72/6,861) Spyglass Hill GC, Pebble Beach, CA (72/6,855)
2/5/1995	\$1,400,000	Peter Jacobsen	271 (-17)	David Duval - 273 (-15)	\$252,000	Pebble Beach GL, Pebble Beach, CA (72/6,799) Poppy Hills GC, Pebble Beach, CA (72/6,865) Spyglass Hill GC, Pebble Beach, CA (72/6,810)
2/6/1994	\$1,250,000	Johnny Miller	281 (-7)	Jeff Maggert - 282 (-6) Corey Pavin - 282 (-6) Kirk Triplett - 282 (-6) Tom Watson - 282 (-6)	\$225,000	Pebble Beach GL, Pebble Beach, CA (72/6,799) Poppy Hills GC, Pebble Beach, CA (72/6,865) Spyglass Hill GC, Pebble Beach, CA (72/6,810)
2/7/1993	\$1,250,000	Brett Ogle	276 (-12)	Billy Ray Brown - 279 (-9)	\$225,000	Pebble Beach GL, Pebble Beach, CA (72/6,799) Poppy Hills GC, Pebble Beach, CA (72/6,865) Spyglass Hill GC, Pebble Beach, CA (72/6,810)
2/2/1992	\$1,100,000	Mark O'Meara *	275 (-13)	Jeff Sluman - 275 (-13)	\$198,000	Pebble Beach GL, Pebble Beach, CA (72/6,799) Poppy Hills GC, Pebble Beach, CA (72/6,865) Spyglass Hill GC, Pebble Beach, CA (72/6,810)
2/3/1991	\$1,100,000	Paul Azinger	274 (-14)	Brian Claar - 278 (-10) Corey Pavin - 278 (-10)	\$198,000	Pebble Beach GL, Pebble Beach, CA (72/6,799) Poppy Hills GC, Pebble Beach, CA (72/6,865) Spyglass Hill GC, Pebble Beach, CA (72/6,810)
2/4/1990	\$1,000,000	Mark O'Meara	281 (-7)	Kenny Perry - 283 (-5)	\$180,000	Pebble Beach GL, Pebble Beach, CA (72/6,799) Cypress Point CC, Pebble Beach, CA (72/6,536) Spyglass Hill GC, Pebble Beach, CA (72/6,810)
1/29/1989	\$1,000,000	Mark O'Meara	277 (-11)	Tom Kite - 278 (-10)	\$180,000	Pebble Beach GL, Pebble Beach, CA (72/6,799) Cypress Point CC, Pebble Beach, CA (72/6,536) Spyglass Hill GC, Pebble Beach, CA (72/6,810)
2/7/1988	\$700,000	Steve Jones *	280 (-8)	Bob Tway - 280 (-8)	\$126,000	Pebble Beach GL, Pebble Beach, CA (72/6,799) Cypress Point CC, Pebble Beach, CA (72/6,536) Spyglass Hill GC, Pebble Beach, CA (72/6,810)
2/1/1987	\$600,000	Johnny Miller	278 (-10)	Payne Stewart - 279 (-9)	\$108,000	Pebble Beach GL, Pebble Beach, CA (72/6,815) Cypress Point CC, Pebble Beach, CA (72/6,506) Spyglass Hill GC, Pebble Beach, CA (72/6,810)
2/2/1986	\$600,000	Fuzzy Zoeller	205 (-11)	Payne Stewart - 210 (-6)	\$108,000	Pebble Beach GL, Pebble Beach, CA (72/6,815) Cypress Point CC, Pebble Beach, CA (72/6,506) Spyglass Hill GC, Pebble Beach, CA (72/6,810)

Tournament History

End Date	Purse	Winner	Score	Runner-Up	Earnings	Location (Par/Yards)
Bing Crosby National Pro-Am						
2/3/1985	\$500,000	Mark O' Meara	283 (-5)	Kikuo Arai - 284 (-4) Larry Rinker - 284 (-4) Curtis Strange - 284 (-4)	\$90,000	Pebble Beach GL, Pebble Beach, CA (72/6,815) Cypress Point CC, Pebble Beach, CA (72/6,506) Spyglass Hill GC, Pebble Beach, CA (72/6,810)
2/5/1984	\$400,000	Hale Irwin *	278 (-10)	Jim Nelford - 278 (-10)	\$72,000	Pebble Beach GL, Pebble Beach, CA (72/6,815) Cypress Point CC, Pebble Beach, CA (72/6,506) Spyglass Hill GC, Pebble Beach, CA (72/6,810)
2/6/1983	\$325,000	Tom Kite	276 (-12)	Rex Caldwell - 278 (-10) Calvin Peete - 278 (-10)	\$58,500	Pebble Beach GL, Pebble Beach, CA (72/6,815) Cypress Point CC, Pebble Beach, CA (72/6,506) Spyglass Hill GC, Pebble Beach, CA (72/6,810)
2/7/1982	\$300,000	Jim Simons	274 (-14)	Craig Stadler - 276 (-12)	\$54,000	Pebble Beach GL, Pebble Beach, CA (72/6,815) Cypress Point CC, Pebble Beach, CA (72/6,506) Spyglass Hill GC, Pebble Beach, CA (72/6,810)
2/1/1981	\$225,000	John Cook *	209 (-7)	Bobby Clampett - 209 (-7) Ben Crenshaw - 209 (-7) Hale Irwin - 209 (-7) Barney Thompson - 209 (-7)	\$40,500	Pebble Beach GL, Pebble Beach, CA (72/6,815) Cypress Point CC, Pebble Beach, CA (72/6,506) Spyglass Hill GC, Pebble Beach, CA (72/6,810)
2/3/1980	\$300,000	George Burns	280 (-8)	Dan Pohl - 281 (-7)	\$54,000	Pebble Beach GL, Pebble Beach, CA (72/6,815) Cypress Point CC, Pebble Beach, CA (72/6,506) Spyglass Hill GC, Pebble Beach, CA (72/6,810)
2/4/1979	\$300,000	Lon Hinkle *	284 (-4)	Andy Bean - 284 (-4) Mark Hayes - 284 (-4)	\$54,000	Cypress Point CC, Pebble Beach, CA (72/6,506) Spyglass Hill GC, Pebble Beach, CA (72/6,810) Pebble Beach GL, Pebble Beach, CA (72/6,815)
1/23/1978	\$225,000	Tom Watson *	280 (-8)	Ben Crenshaw - 280 (-8)	\$45,000	Cypress Point CC, Pebble Beach, CA (72/6,506) Spyglass Hill GC, Pebble Beach, CA (72/6,810) Pebble Beach GL, Pebble Beach, CA (72/6,815)
1/23/1977	\$200,000	Tom Watson	273 (-15)	Tony Jacklin - 274 (-14)	\$40,000	Cypress Point CC, Pebble Beach, CA (72/6,506) Monterey Peninsula CC (Shore), Pebble Beach, CA (72/6,400) Pebble Beach GL, Pebble Beach, CA (72/6,815)
1/25/1976	\$185,000	Ben Crenshaw	281 (-7)	Mike Morley - 283 (-5)	\$37,000	Cypress Point CC, Pebble Beach, CA (72/6,506) Spyglass Hill GC, Pebble Beach, CA (72/6,810) Pebble Beach GL, Pebble Beach, CA (72/6,815)
1/26/1975	\$185,000	Gene Littler	280 (-8)	Hubert Green - 284 (-4)	\$37,000	Cypress Point CC, Pebble Beach, CA (72/6,506) Spyglass Hill GC, Pebble Beach, CA (72/6,810) Pebble Beach GL, Pebble Beach, CA (72/6,815)
1/6/1974	\$185,000	Johnny Miller	208 (-8)	Grier Jones - 212 (-4)	\$27,750	Cypress Point CC, Pebble Beach, CA (72/6,506) Spyglass Hill GC, Pebble Beach, CA (72/6,810) Pebble Beach GL, Pebble Beach, CA (72/6,815)
1/28/1973	\$180,000	Jack Nicklaus *	282 (-6)	Raymond Floyd - 282 (-6) Orville Moody - 282 (-6)	\$36,000	Cypress Point CC, Pebble Beach, CA (72/6,506) Spyglass Hill GC, Pebble Beach, CA (72/6,810) Pebble Beach GL, Pebble Beach, CA (72/6,815)
1/16/1972	\$140,000	Jack Nicklaus *	284 (-4)	Johnny Miller - 284 (-4)	\$28,000	Cypress Point CC, Pebble Beach, CA (72/6,506) Spyglass Hill GC, Pebble Beach, CA (72/6,810) Pebble Beach GL, Pebble Beach, CA (72/6,815)
1/17/1971	\$135,000	Tom Shaw	278 (-10)	Arnold Palmer - 280 (-8)	\$27,000	Cypress Point CC, Pebble Beach, CA (72/6,506) Spyglass Hill GC, Pebble Beach, CA (72/6,810) Pebble Beach GL, Pebble Beach, CA (72/6,815)
1/25/1970	\$125,000	Bert Yancey	278 (-10)	Jack Nicklaus - 279 (-9)	\$25,000	Cypress Point CC, Pebble Beach, CA (72/6,506) Spyglass Hill GC, Pebble Beach, CA (72/6,810) Pebble Beach GL, Pebble Beach, CA (72/6,815)
1/26/1969	\$125,000	George Archer	283 (-5)	Bob Dickson - 284 (-4) Dale Douglass - 284 (-4) Howie Johnson - 284 (-4)	\$25,000	Cypress Point CC, Pebble Beach, CA (72/6,506) Spyglass Hill GC, Pebble Beach, CA (72/6,810) Pebble Beach GL, Pebble Beach, CA (72/6,815)
1/14/1968	\$80,000	Johnny Pott *	285 (-3)	Billy Casper - 285 (-3) Bruce Devlin - 285 (-3)	\$16,000	Cypress Point CC, Pebble Beach, CA (72/6,506) Spyglass Hill GC, Pebble Beach, CA (72/6,810) Pebble Beach GL, Pebble Beach, CA (72/6,815)
1/22/1967	\$80,000	Jack Nicklaus	284 (-4)	Billy Casper - 289 (1)	\$16,000	Cypress Point CC, Pebble Beach, CA (72/6,506) Spyglass Hill GC, Pebble Beach, CA (72/6,810) Pebble Beach GL, Pebble Beach, CA (72/6,815)
1/23/1966	\$70,000	Don Massengale	283 (-5)	Arnold Palmer - 284 (-4)	\$11,000	Cypress Point CC, Pebble Beach, CA (72/6,506) Monterey Peninsula CC (Dunes), Pebble Beach, CA (72/6,356) Pebble Beach GL, Pebble Beach, CA (72/6,815)
1/24/1965	\$50,000	Bruce Crampton	284 (-4)	Tony Lema - 287 (-1)	\$7,500	Cypress Point CC, Pebble Beach, CA (72/6,506) Monterey Peninsula CC (Dunes), Pebble Beach, CA (72/6,356) Pebble Beach GL, Pebble Beach, CA (72/6,815)
1/19/1964	\$40,000	Tony Lema	284 (-4)	Gay Brewer - 287 (-1) Bo Wininger - 287 (-1)	\$5,800	Cypress Point CC, Pebble Beach, CA (72/6,506) Monterey Peninsula CC (Dunes), Pebble Beach, CA (72/6,356) Pebble Beach GL, Pebble Beach, CA (72/6,815)
1/20/1963	\$35,000	Billy Casper	285 (-3)	Dave Hill - 286 (-2) Jack Nicklaus - 286 (-2) Gary Player - 286 (-2) Bob Rosburg - 286 (-2) Art Wall - 286 (-2)	\$5,300	Cypress Point CC, Pebble Beach, CA (72/6,506) Monterey Peninsula CC (Dunes), Pebble Beach, CA (72/6,356) Pebble Beach GL, Pebble Beach, CA (72/6,815)
1/22/1962	\$35,000	Doug Ford *	286 (-2)	Joe Campbell - 286 (-2)	\$5,300	Cypress Point CC, Pebble Beach, CA (72/6,506) Monterey Peninsula CC (Dunes), Pebble Beach, CA (72/6,356) Pebble Beach GL, Pebble Beach, CA (72/6,815)
1/22/1961	\$35,000	Bob Rosburg	282 (-6)	Dave Ragan - 283 (-5) Roberto De Vincenzo - 283 (-5)	\$5,300	Cypress Point CC, Pebble Beach, CA (72/6,506) Monterey Peninsula CC (Dunes), Pebble Beach, CA (72/6,356) Pebble Beach GL, Pebble Beach, CA (72/6,815)
1/24/1960	\$35,002	Ken Venturi	286 (-2)	Julius Boros - 289 (1) Tommy Jacobs - 289 (1)	\$4,000	Cypress Point CC, Pebble Beach, CA (72/6,506) Monterey Peninsula CC (Dunes), Pebble Beach, CA (72/6,356) Pebble Beach GL, Pebble Beach, CA (72/6,815)
1/18/1959	\$50,000	Art Wall	279 (-9)	Gene Littler - 281 (-7) Jimmy Demaret - 281 (-7)	\$4,000	Cypress Point CC, Pebble Beach, CA (72/6,506) Monterey Peninsula CC (Dunes), Pebble Beach, CA (72/6,356) Pebble Beach GL, Pebble Beach, CA (72/6,815)
Bing Crosby National Pro-Am Golf Championship						
1/12/1958	\$50,000	Billy Casper	277 (-11)	Dave Marr - 281 (-7)	\$4,000	Cypress Point CC, Pebble Beach, CA (72/6,506) Monterey Peninsula CC (Dunes), Pebble Beach, CA (72/6,356) Pebble Beach GL, Pebble Beach, CA (72/6,815)
1/13/1957	\$15,000	Jay Hebert	213 (-3)	Cary Middlecoff - 215 (-1)	\$2,500	Cypress Point CC, Pebble Beach, CA (72/6,506) Monterey Peninsula CC (Dunes), Pebble Beach, CA (72/6,356) Pebble Beach GL, Pebble Beach, CA (72/6,815)
1/15/1956	\$15,000	Cary Middlecoff	202 (-14)	Mike Souchak - 207 (-9)	\$2,500	Cypress Point CC, Pebble Beach, CA (72/6,506) Monterey Peninsula CC (Dunes), Pebble Beach, CA (72/6,356) Pebble Beach GL, Pebble Beach, CA (72/6,815)
Bing Crosby Pro-Am Invitational						
1/16/1955	\$15,000	Cary Middlecoff	209 (-7)	Julius Boros - 213 (-3) Paul McGuire - 213 (-3)	\$2,500	Cypress Point CC, Pebble Beach, CA (72/6,506) Monterey Peninsula CC (Dunes), Pebble Beach, CA (72/6,356) Pebble Beach GL, Pebble Beach, CA (72/6,815)
1/17/1954	\$10,000	E. Harrison	210 (-6)	Jimmy Demaret - 211 (-5)	\$2,000	Cypress Point CC, Pebble Beach, CA (72/6,506) Monterey Peninsula CC (Dunes), Pebble Beach, CA (72/6,356) Pebble Beach GL, Pebble Beach, CA (72/6,815)
1/12/1953	\$10,000	Lloyd Mangrum	204 (-12)	Julius Boros - 208 (-8)	\$2,000	Cypress Point CC, Pebble Beach, CA (72/6,506) Monterey Peninsula CC (Dunes), Pebble Beach, CA (72/6,356) Pebble Beach GL, Pebble Beach, CA (72/6,815)
Bing Crosby Pro-Am						

Tournament History

End Date	Purse	Winner	Score	Runner-Up	Earnings	Location (Par/Yards)
1/13/1952	\$10,000	Jimmy Demaret	145 (1)	Art Bell - 147 (3)	\$2,000	Cypress Point CC, Pebble Beach, CA (72/6,506) Monterey Peninsula CC (Dunes), Pebble Beach, CA (72/6,356) Pebble Beach GL, Pebble Beach, CA (72/6,815)
1/14/1951	\$7,000	Byron Nelson	209 (-7)	Cary Middlecoff - 212 (-4)	\$2,000	Cypress Point CC, Pebble Beach, CA (72/6,506) Monterey Peninsula CC (Dunes), Pebble Beach, CA (72/6,356) Pebble Beach GL, Pebble Beach, CA (72/6,815)
1/15/1950	\$7,000	Sam Snead	214 (-2)		\$1,237.50	Cypress Point CC, Pebble Beach, CA (72/6,506) Monterey Peninsula CC (Dunes), Pebble Beach, CA (72/6,356) Pebble Beach GL, Pebble Beach, CA (72/6,815)
1/16/1949	\$7,000	Ben Hogan	208 (-8)	Jim Ferrier - 210 (-6)	\$2,000	Cypress Point CC, Pebble Beach, CA (72/6,506) Monterey Peninsula CC (Dunes), Pebble Beach, CA (72/6,356) Pebble Beach GL, Pebble Beach, CA (72/6,815)
1/11/1948	\$7,000	Lloyd Mangrum	205 (-11)	Stan Leonard - 210 (-6)	\$2,000	Cypress Point CC, Pebble Beach, CA (72/6,506) Monterey Peninsula CC (Dunes), Pebble Beach, CA (72/6,356) Pebble Beach GL, Pebble Beach, CA (72/6,815)
1/12/1947	\$10,000	Ed Furgol / George Fazio	213 (-75)		\$1,625	Cypress Point CC, Pebble Beach, CA (72/6,506) Monterey Peninsula CC (Dunes), Pebble Beach, CA (72/6,356) Pebble Beach GL, Pebble Beach, CA (72/6,815)
2/1/1942	\$5,000	John Dawson	133	Lloyd Mangrum - 136 Leland Gibson - 136		Rancho Santa Fe GC, Rancho Santa Fe, CA (72/6,869)
1/26/1941	\$3,000	Sam Snead	136 (-8)	Craig Wood - 137 (-7)	\$500	Rancho Santa Fe GC, Rancho Santa Fe, CA (72/6,869)
1/28/1940	\$2,000	Ed Oliver	135 (-9)	Victor Ghezzi - 138 (-6)	\$500	Rancho Santa Fe GC, Rancho Santa Fe, CA (72/6,869)
1/29/1939	\$3,000	E. Harrison	138 (-6)	Byron Nelson - 139 (-5) Horton Smith - 139 (-5)	\$500	Rancho Santa Fe GC, Rancho Santa Fe, CA (72/6,869)
1/17/1938	\$3,000	Sam Snead	139 (-5)	Jimmy Hines - 141 (-3)	\$500	Rancho Santa Fe GC, Rancho Santa Fe, CA (72/6,869)
2/7/1937	\$2,000	Sam Snead	68 (-4)	George Von Elm - 72	\$500	Rancho Santa Fe GC, Rancho Santa Fe, CA (72/6,869)

* indicates playoff

The Genesis Invitational

Pacific Palisades, California • February 13-16, 2020

Riviera CC

Par/Yards: 35-36--71 | 7,322



GENESIS
INVITATIONAL
FedExCup Points (first): 550

**Winner: Adam Scott**

FedExCup Points: 500

72-64-67-70 273 (-11) | \$1,674,000

Leaders

Round 1

Matt Kuchar	64 (-7)
Adam Schenk	67 (-4)
Wyndham Clark	67 (-4)
Kyoung-Hoon Lee	67 (-4)
Russell Henley	67 (-4)
Harold Varner III	67 (-4)
Adam Scott	72 (+1)

Round 2

Matt Kuchar	133 (-9)
Wyndham Clark	135 (-7)
Harold Varner III	135 (-7)
Rory McIlroy	135 (-7)
Sung Kang	136 (-6)
Russell Henley	136 (-6)
Adam Scott	136 (-6)
Vaughn Taylor	136 (-6)

Round 3

Matt Kuchar	203 (-10)
Adam Scott	203 (-10)
Rory McIlroy	203 (-10)
Russell Henley	204 (-9)
Harold Varner III	204 (-9)

Order of Finish (cut: 36 HOLES: 68 professionals at +1 (143) or better.)

Pos	Player	Scores	Total	FedExCup Points	Earnings	Pos	Player	Scores	Total	FedExCup Points	Earnings	Pos	Player	Scores	Total	FedExCup Points	Earnings
1	Adam Scott	72 64 67 70	273 (-11)	500	\$1,674,000	T43	Brooks Koepka	69 73 68 74	284 (0)	12	\$32,085	CUT	Sepp Straka	71 73	144 (2)	--	--
T2	Matt Kuchar	64 69 70 72	275 (-9)	208	\$703,700	T43	Martin Laird	71 71 70 72	284 (0)	12	\$32,085	CUT	Justin Thomas	74 71	145 (3)	--	--
T2	Scott Brown	71 68 68 68	275 (-9)	208	\$703,700	T43	Marc Leishman	70 72 68 74	284 (0)	12	\$32,085	CUT	Corey Conners	70 75	145 (3)	--	--
T2	Sung Kang	69 67 70 69	275 (-9)	208	\$703,700	T43	Abraham Ancer	76 67 70 71	284 (0)	12	\$32,085	CUT	Kevin Tway	72 73	145 (3)	--	--
T5	Rory McIlroy	68 67 68 73	276 (-8)	93	\$318,990	T47	Brian Harman	70 69 74 72	285 (1)	9	\$25,482	CUT	Kevin Chappell	71 74	145 (3)	--	--
T5	Hideki Matsuyama	71 72 64 69	276 (-8)	93	\$318,990	T47	Pat Perez	73 70 69 73	285 (1)	9	\$25,482	CUT	Emiliano Grillo	71 74	145 (3)	--	--
T5	Joel Dahmen	68 71 66 71	276 (-8)	93	\$318,990	T47	Martin Trainer	72 71 68 74	285 (1)	9	\$25,482	CUT	Jason Kokrak	72 73	145 (3)	--	--
T5	Max Homa	72 69 65 70	276 (-8)	93	\$318,990	T47	Adam Schenk	67 73 71 74	285 (1)	9	\$25,482	CUT	Chris Stroud	71 74	145 (3)	--	--
T5	Bryson DeChambeau	68 70 69 69	276 (-8)	93	\$318,990	T51	Patrick Reed	68 73 71 74	286 (2)	7	\$22,487	CUT	Danny Lee	72 73	145 (3)	--	--
T10	Dustin Johnson	72 66 67 72	277 (-7)	70	\$234,825	T51	Bud Cauley	74 69 70 73	286 (2)	7	\$22,487	CUT	Michael Thompson	69 76	145 (3)	--	--
T10	Talor Gooch	70 72 64 71	277 (-7)	70	\$234,825	T51	Tony Finau	72 71 71 72	286 (2)	7	\$22,487	CUT	Nick Watney	71 74	145 (3)	--	--
T10	Chez Reavie	69 68 71 69	277 (-7)	70	\$234,825	T51	Joseph Bramlett	74 69 68 75	286 (2)	7	\$22,487	CUT	Erik van Rooyen	71 74	145 (3)	--	--
T13	Vaughn Taylor	69 67 74 68	278 (-6)	56	\$176,700	T51	J.B. Holmes	69 69 76 72	286 (2)	7	\$22,487	CUT	Brian Gay	72 74	146 (4)	--	--
T13	Harold Varner III	67 68 69 74	278 (-6)	56	\$176,700	T56	Steve Stricker	72 71 71 73	287 (3)	6	\$21,483	CUT	Phil Mickelson	72 74	146 (4)	--	--
T13	James Hahn	68 70 70 70	278 (-6)	56	\$176,700	T56	Justin Rose	69 69 74 75	287 (3)	6	\$21,483	CUT	Kiradech Aphibarnrat	71 75	146 (4)	--	--
T13	Kyoung-Hoon Lee	67 73 69 69	278 (-6)	56	\$176,700	T56	Brendon Todd	73 70 71 73	287 (3)	6	\$21,483	CUT	Jimmy Walker	75 71	146 (4)	--	--
T17	Scott Piercy	70 69 70 70	279 (-5)	46	\$127,875	T59	Jordan Spieth	72 70 70 76	288 (4)	5	\$20,832	CUT	Branden Grace	73 73	146 (4)	--	--
T17	Patrick Cantlay	68 72 71 68	279 (-5)	46	\$127,875	T59	Rory Sabbatini	72 68 74 74	288 (4)	5	\$20,832	CUT	Jim Herman	73 73	146 (4)	--	--
T17	Russell Henley	67 69 68 75	279 (-5)	46	\$127,875	T59	Charles Howell III	77 66 75 70	288 (4)	5	\$20,832	CUT	Bronson Burgoon	71 75	146 (4)	--	--
T17	Rafa Cabrera Bello	68 69 72 70	279 (-5)	46	\$127,875	T59	Alex Noren	71 70 72 75	288 (4)	5	\$20,832	CUT	Cameron Smith	74 72	146 (4)	--	--
T17	Wyndham Clark	67 68 72 72	279 (-5)	46	\$127,875	63	J.J. Spaun	73 69 73 75	290 (6)	4	\$20,367	CUT	Peter Malnati	74 72	146 (4)	--	--
T17	Jon Rahm	70 68 69 72	279 (-5)	46	\$127,875	T64	Kyle Stanley	71 70 78 73	292 (8)	4	\$19,995	CUT	Nate Lashley	76 71	147 (5)	--	--
T23	Sam Burns	73 68 69 70	280 (-4)	37	\$89,745	T64	Jason Dufner	75 68 76 73	292 (8)	4	\$19,995	CUT	Kevin Na	74 73	147 (5)	--	--
T23	Xander Schauffele	72 70 69 69	280 (-4)	37	\$89,745	T64	Tyler Duncan	73 69 79 71	292 (8)	4	\$19,995	CUT	Cheng Tsung Pan	72 75	147 (5)	--	--
T23	Brian Stuard	72 68 69 71	280 (-4)	37	\$89,745	67	Ryan Palmer	71 70 81 72	294 (10)	4	\$19,623	CUT	Matthew Wolff	74 73	147 (5)	--	--
T26	Adam Hadwin	71 71 69 70	281 (-3)	32	\$70,680	68	Tiger Woods	69 73 76 77	295 (11)	3	\$19,437	CUT	Cameron Champ	75 73	148 (6)	--	--
T26	Carlos Ortiz	68 70 71 72	281 (-3)	32	\$70,680	CUT	Jim Furyk	70 74	144 (2)	--	--	CUT	Aaron Wise	73 75	148 (6)	--	--
T26	Sebastián Muñoz	69 69 70 73	281 (-3)	32	\$70,680	CUT	Charley Hoffman	73 71	144 (2)	--	--	CUT	Keegan Bradley	75 73	148 (6)	--	--
T26	Collin Morikawa	73 67 68 73	281 (-3)	32	\$70,680	CUT	Jhonjoe Im	69 75	144 (2)	--	--	CUT	Sam Ryder	76 72	148 (6)	--	--
T30	J.T. Poston	69 72 70 71	282 (-2)	24	\$55,734	CUT	Jonathan Vegas	75 69	144 (2)	--	--	CUT	Andrew Putnam	72 77	149 (7)	--	--
T30	Patrick Rodgers	71 71 70 70	282 (-2)	24	\$55,734	CUT	Ryan Armour	70 74	144 (2)	--	--	CUT	Matt Jones	79 70	149 (7)	--	--
T30	Luke List	71 68 68 75	282 (-2)	24	\$55,734	CUT	Troy Merritt	73 71	144 (2)	--	--	CUT	Matt Every	73 76	149 (7)	--	--
T30	Matthew Fitzpatrick	71 70 68 73	282 (-2)	24	\$55,734	CUT	Aaron Baddeley	71 73	144 (2)	--	--	CUT	Roger Sloan	74 76	150 (8)	--	--
T30	Scottie Scheffler	69 72 71 70	282 (-2)	24	\$55,734	CUT	Bubba Watson	72 72	144 (2)	--	--	CUT	Francesco Molinari	75 75	150 (8)	--	--
T30	Ryan Moore	71 71 69 71	282 (-2)	24	\$55,734	CUT	Nick Taylor	71 73	144 (2)	--	--	CUT (A)	Sean Yu	78 73	151 (9)	--	--
T30	Cameron Tringale	74 69 67 72	282 (-2)	24	\$55,734	CUT	Scott Stallings	69 75	144 (2)	--	--	CUT	Kyongjun Moon	80 72	152 (10)	--	--
T37	Paul Casey	69 69 70 75	283 (-1)	17	\$41,385	CUT	Dylan Frittelli	74 70	144 (2)	--	--						
T37	Sergio Garcia	70 70 71 72	283 (-1)	17	\$41,385	CUT	Jason Day	68 76	144 (2)	--	--						
T37	Si Woo Kim	69 69 72 73	283 (-1)	17	\$41,385	CUT	Danny Willett	73 71	144 (2)	--	--						
T37	Andrew Landry	68 72 70 73	283 (-1)	17	\$41,385	CUT	Russell Knox	74 70	144 (2)	--	--						
T37	Lanto Griffin	71 70 69 73	283 (-1)	17	\$41,385	CUT	Joaquin Niemann	72 72	144 (2)	--	--						
T37	Denny McCarthy	69 72 70 72	283 (-1)	17	\$41,385	CUT	Adam Long	71 73	144 (2)	--	--						

Notes

Adam Scott won his 14th PGA TOUR title at The Genesis Invitational, winning by two strokes after a final-round 70. The win came in his 325th start at the age of 39 years, 215 days.

Adam Scott held a share of the 54-hole lead, converting a 54-hole lead/co-lead to victory for the eighth time in 12 attempts. He faced an eight-stroke deficit after the first round (72), the largest overcome by a winner since Kevin Na at A Military Tribute at The Greenbrier in 2018.

Adam Scott became the third Australian to win on TOUR in a six-event stretch and the first to win The Genesis Invitational since 2011.

Matt Kuchar held at least a share of the lead after each of the first three rounds before finishing T2. It marked his 13th career runner-up and best result on TOUR since the 2019 RBC Heritage (2nd).

With a T2, Scott Brown earned his third career runner-up on TOUR and second at the event. Brown's final-round 68 tied two others for best in the field and was his first sub-par final-round score since the 2019 3M Open.

Sung Kang tied Matt Kuchar and Scott Brown for second, his second career runner-up on TOUR and first since the 2017 Houston Open. Kang made 21 birdies, tied with winner Adam Scott for most in the field.

In his second attempt at a record-breaking 83rd PGA TOUR win, tournament host Tiger Woods finished 68th (last among players who made the cut).

Defending champion J.B. Holmes finished T48.

WEATHER: Thursday: Sunny. High of 64. Wind SW 5-9 mph. **Friday:** Sunny. High of 65. Wind SW 4-10. **Saturday:** Sunny. High of 65. Wind SW 4-9 mph, with gusts to 12 mph. **Sunday:** Sunny. High of 65. Wind SW 4-9 mph, with gusts to 12 mph.

Tournament Record: 264

Lanny Wadkins (1985)

Riviera CC: 61

Ted Tryba (1999)

Other Course: 61

George Archer (1983) - Rancho Municipal GC

Tournament History

End Date	Purse	Winner	Score	Runner-Up	Earnings	Location (Par/Yards)
The Genesis Invitational						
2/16/2020	\$9,300,000	Adam Scott	273 (-11)	Scott Brown - 275 (-9) Matt Kuchar - 275 (-9) Sung Kang - 275 (-9)	\$1,674,000	Riviera CC, Pacific Palisades, CA (71/7,322)
Genesis Open						
2/17/2019	\$7,400,000	J.B. Holmes	270 (-14)	Justin Thomas - 271 (-13)	\$1,332,000	Riviera CC, Pacific Palisades, CA (71/7,322)
2/18/2018	\$7,200,000	Bubba Watson	272 (-12)	Kevin Na - 274 (-10) Tony Finau - 274 (-10)	\$1,296,000	Riviera CC, Pacific Palisades, CA (71/7,322)
2/19/2017	\$7,000,000	Dustin Johnson	267 (-17)	Scott Brown - 272 (-12) Thomas Pieters - 272 (-12)	\$1,260,000	Riviera CC, Pacific Palisades, CA (71/7,322)
Northern Trust Open						
2/21/2016	\$6,800,000	Bubba Watson	269 (-15)	Adam Scott - 270 (-14) Jason Kokrak - 270 (-14)	\$1,224,000	Riviera CC, Pacific Palisades, CA (71/7,322)
2/22/2015	\$6,700,000	James Hahn *	278 (-6)	Paul Casey - 278 (-6) Dustin Johnson - 278 (-6)	\$1,206,000	Riviera CC, Pacific Palisades, CA (71/7,349)
2/16/2014	\$6,700,000	Bubba Watson	269 (-15)	Dustin Johnson - 271 (-13)	\$1,206,000	Riviera CC, Pacific Palisades, CA (71/7,349)
2/17/2013	\$6,600,000	John Merrick *	273 (-11)	Charlie Beljan - 273 (-11)	\$1,188,000	Riviera CC, Pacific Palisades, CA (71/7,349)
2/19/2012	\$6,600,000	Bill Haas *	277 (-7)	Phil Mickelson - 277 (-7) Keegan Bradley - 277 (-7)	\$1,188,000	Riviera CC, Pacific Palisades, CA (71/7,349)
2/20/2011	\$6,500,000	Aaron Baddeley	272 (-12)	Vijay Singh - 274 (-10)	\$1,170,000	Riviera CC, Pacific Palisades, CA (71/7,325)
2/7/2010	\$6,400,000	Steve Stricker	268 (-16)	Luke Donald - 270 (-14)	\$1,152,000	Riviera CC, Pacific Palisades, CA (71/7,325)
2/22/2009	\$6,300,000	Phil Mickelson	269 (-15)	Steve Stricker - 270 (-14)	\$1,134,000	Riviera CC, Pacific Palisades, CA (71/7,279)
2/17/2008	\$6,200,000	Phil Mickelson	272 (-12)	Jeff Quinney - 274 (-10)	\$1,116,000	Riviera CC, Pacific Palisades, CA (71/7,279)
Nissan Open						
2/18/2007	\$5,200,000	Charles Howell III *	268 (-16)	Phil Mickelson - 268 (-16)	\$936,000	Riviera CC, Pacific Palisades, CA (71/7,279)
2/19/2006	\$5,100,000	Rory Sabbatini	271 (-13)	Adam Scott - 272 (-12)	\$918,000	Riviera CC, Pacific Palisades, CA (71/7,279)
2/20/2005	\$4,800,000	Adam Scott *	133 (-9)	Chad Campbell - 133 (-9)	\$864,000	Riviera CC, Pacific Palisades, CA (71/7,260)
2/22/2004	\$4,800,000	Mike Weir	267 (-17)	Shigeki Maruyama - 268 (-16)	\$864,000	Riviera CC, Pacific Palisades, CA (71/7,260)
2/23/2003	\$4,500,000	Mike Weir *	275 (-9)	Charles Howell III - 275 (-9)	\$810,000	Riviera CC, Pacific Palisades, CA (71/7,222)
2/17/2002	\$3,700,000	Len Mattiace	269 (-15)	Brad Faxon - 270 (-14) Scott McCarron - 270 (-14) Rory Sabbatini - 270 (-14)	\$666,000	Riviera CC, Pacific Palisades, CA (71/7,174)
2/25/2001	\$3,400,000	Robert Allenby *	276 (-8)	Brandel Chamblee - 276 (-8) Dennis Paulson - 276 (-8) Jeff Sluman - 276 (-8) Bob Tway - 276 (-8) Toshimitsu Izawa - 276 (-8)	\$612,000	Riviera CC, Pacific Palisades, CA (71/7,078)
2/20/2000	\$3,100,000	Kirk Triplett	272 (-12)	Jesper Parnevik - 273 (-11)	\$558,000	Riviera CC, Pacific Palisades, CA (71/7,056)
2/21/1999	\$2,800,000	Ernie Els	270 (-14)	Davis Love III - 272 (-12) Ted Tryba - 272 (-12) Tiger Woods - 272 (-12)	\$504,000	Riviera CC, Pacific Palisades, CA (71/6,946)
3/1/1998	\$2,100,000	Billy Mayfair *	272 (-12)	Tiger Woods - 272 (-12)	\$378,000	Valencia CC, Valencia, CA (71/6,967)
3/2/1997	\$1,400,000	Nick Faldo	272 (-12)	Craig Stadler - 275 (-9)	\$252,000	Riviera CC, Pacific Palisades, CA (71/6,946)
2/25/1996	\$1,200,000	Craig Stadler	278 (-6)	Mark Brooks - 279 (-5) Fred Couples - 279 (-5) Scott Simpson - 279 (-5) Mark Wiebe - 279 (-5)	\$216,000	Riviera CC, Pacific Palisades, CA (71/6,946)
2/26/1995	\$1,200,000	Corey Pavin	268 (-16)	Jay Don Blake - 271 (-13) Kenny Perry - 271 (-13)	\$216,000	Riviera CC, Pacific Palisades, CA (71/6,946)
Nissan Los Angeles Open						
2/13/1994	\$1,000,000	Corey Pavin	271 (-13)	Fred Couples - 273 (-11)	\$180,000	Riviera CC, Pacific Palisades, CA (71/6,946)
2/28/1993	\$1,000,000	Tom Kite	206 (-7)	Dave Barr - 209 (-4) Fred Couples - 209 (-4) Donnie Hammond - 209 (-4) Payne Stewart - 209 (-4)	\$180,000	Riviera CC, Pacific Palisades, CA (71/6,946)
3/1/1992	\$1,000,000	Fred Couples *	269 (-15)	Davis Love III - 269 (-15)	\$180,000	Riviera CC, Pacific Palisades, CA (71/6,946)
2/24/1991	\$1,000,000	Ted Schulz	272 (-12)	Jeff Sluman - 273 (-11)	\$180,000	Riviera CC, Pacific Palisades, CA (71/6,949)
2/25/1990	\$1,000,000	Fred Couples	266 (-18)	Gil Morgan - 269 (-15)	\$180,000	Riviera CC, Pacific Palisades, CA (71/6,946)
2/5/1989	\$1,000,000	Mark Calcavecchia	272 (-12)	Sandy Lyle - 273 (-11)	\$180,000	Riviera CC, Pacific Palisades, CA (71/6,946)
Los Angeles Open Presented by Nissan						
2/28/1988	\$750,000	Chip Beck	267 (-17)	Mac O'Grady - 271 (-13) Bill Sander - 271 (-13)	\$135,000	Riviera CC, Pacific Palisades, CA (71/6,946)
2/22/1987	\$600,000	T.C. Chen *	275 (-9)	Ben Crenshaw - 275 (-9)	\$108,000	Riviera CC, Pacific Palisades, CA (71/7,029)
Los Angeles Open						
2/23/1986	\$450,000	Doug Tewell	270 (-14)	Clarence Rose - 277 (-7)	\$81,000	Riviera CC, Pacific Palisades, CA (71/7,029)
1/27/1985	\$400,000	Lanny Wadkins	264 (-20)	Hal Sutton - 271 (-13)	\$72,000	Riviera CC, Pacific Palisades, CA (71/7,029)
2/19/1984	\$400,000	David Edwards	279 (-5)	Jack Renner - 282 (-2)	\$72,000	Riviera CC, Pacific Palisades, CA (71/7,029)
Glen Campbell-Los Angeles Open						
1/16/1983	\$300,000	Gil Morgan	270 (-14)	Gibby Gilbert - 272 (-12) Mark McCumber - 272 (-12) Lanny Wadkins - 272 (-12)	\$54,000	Rancho Municipal GC, Los Angeles, CA (71/6,827)
2/21/1982	\$300,000	Tom Watson *	271 (-13)	Johnny Miller - 271 (-13)	\$54,000	Riviera CC, Pacific Palisades, CA (71/7,029)
2/22/1981	\$300,000	Johnny Miller	270 (-14)	Tom Weiskopf - 272 (-12)	\$54,000	Riviera CC, Pacific Palisades, CA (71/7,029)
2/24/1980	\$250,000	Tom Watson	276 (-8)	Bob Gilder - 277 (-7) Don January - 277 (-7)	\$45,000	Riviera CC, Pacific Palisades, CA (71/7,029)
2/25/1979	\$250,000	Lanny Wadkins	276 (-8)	Lon Hinkle - 277 (-7)	\$45,000	Riviera CC, Pacific Palisades, CA (71/7,029)
2/19/1978	\$200,000	Gil Morgan	278 (-6)	Jack Nicklaus - 280 (-4)	\$40,000	Riviera CC, Pacific Palisades, CA (71/7,029)
2/20/1977	\$200,000	Tom Purtzer	273 (-11)	Lanny Wadkins - 274 (-10)	\$40,000	Riviera CC, Pacific Palisades, CA (71/7,029)
2/22/1976	\$185,000	Hale Irwin	272 (-12)	Tom Watson - 274 (-10)	\$37,000	Riviera CC, Pacific Palisades, CA (71/7,029)
2/23/1975	\$150,000	Pat Fitzsimons	275 (-9)	Tom Kite - 279 (-5)	\$30,000	Riviera CC, Pacific Palisades, CA (71/7,029)
2/17/1974	\$150,000	Dave Stockton	276 (-8)	John Mahaffey - 278 (-6) Sam Snead - 278 (-6)	\$30,000	Riviera CC, Pacific Palisades, CA (71/7,029)
1/7/1973	\$135,000	Rod Funseth	276 (-8)	Don Bies - 279 (-5) David Graham - 279 (-5) Dave Hill - 279 (-5) Tom Weiskopf - 279 (-5)	\$27,000	Riviera CC, Pacific Palisades, CA (71/7,029)
1/9/1972	\$125,000	George Archer *	270 (-14)	Tommy Aaron - 270 (-14) Dave Hill - 270 (-14)	\$25,000	Rancho Municipal GC, Los Angeles, CA (71/6,827)
1/10/1971	\$110,000	Bob Lunn *	274 (-10)	Billy Casper - 274 (-10)	\$22,000	Rancho Municipal GC, Los Angeles, CA (71/6,827)
Los Angeles Open						
1/11/1970	\$100,000	Billy Casper *	276 (-8)	Hale Irwin - 276 (-8)	\$20,000	Rancho Municipal GC, Los Angeles, CA (71/6,827)
1/12/1969	\$100,000	Charles Sifford *	276 (-8)	Harold Henning - 276 (-8)	\$20,000	Rancho Municipal GC, Los Angeles, CA (71/6,827)
1/28/1968	\$100,000	Billy Casper	274 (-10)	Arnold Palmer - 277 (-7)	\$20,000	Brookside GC, Pasadena, CA (71/7,021)
1/29/1967	\$100,000	Arnold Palmer	269 (-15)	Gay Brewer - 274 (-10)	\$20,000	Rancho Municipal GC, Los Angeles, CA (71/6,827)
1/9/1966	\$70,000	Arnold Palmer	273 (-11)	Miller Barber - 276 (-8) Paul Hamey - 276 (-8)	\$11,000	Rancho Municipal GC, Los Angeles, CA (71/6,827)
1/11/1965	\$70,000	Paul Hamey	276 (-8)	Dan Sikes - 279 (-5)	\$12,000	Rancho Municipal GC, Los Angeles, CA (71/6,827)
1/6/1964	\$50,000	Paul Hamey	280 (-4)	Bobby Nichols - 281 (-3)	\$7,500	Rancho Municipal GC, Los Angeles, CA (71/6,827)
1/7/1963	\$50,000	Arnold Palmer	274 (-10)	Al Balding - 277 (-7) Gary Player - 277 (-7)	\$9,000	Rancho Municipal GC, Los Angeles, CA (71/6,827)
1/8/1962	\$45,000	Phil Rodgers	268 (-16)	Bob Goalby - 277 (-7) Fred Hawkins - 277 (-7)	\$7,500	Rancho Municipal GC, Los Angeles, CA (71/6,827)

Tournament History

End Date	Purse	Winner	Score	Runner-Up	Earnings	Location (Par/Yards)
1/9/1961	\$45,000	Bob Goalby	275 (-9)	Art Wall - 278 (-6) Eric Brown - 278 (-6)	\$7,500	Rancho Municipal GC, Los Angeles, CA (71/6,827)
1/12/1960	\$37,500	Dow Finsterwald	280 (-4)	Bill Collins - 283 (-1) Jay Hebert - 283 (-1) Dave Ragan - 283 (-1)	\$5,500	Rancho Municipal GC, Los Angeles, CA (71/6,827)
1/5/1959	\$35,000	Ken Venturi	278 (-6)	Art Wall - 280 (-4)	\$5,300	Rancho Municipal GC, Los Angeles, CA (71/6,827)
1/6/1958	\$35,000	Frank Stranahan	275 (-9)	E. Harrison - 278 (-6)	\$7,000	Rancho Municipal GC, Los Angeles, CA (71/6,827)
1/7/1957	\$35,000	Doug Ford	280 (-4)	Jay Hebert - 281 (-3)	\$7,000	Rancho Municipal GC, Los Angeles, CA (71/6,827)
1/9/1956	\$30,000	Lloyd Mangrum	272 (-12)	Jerry Barber - 275 (-9)	\$6,000	Rancho Municipal GC, Los Angeles, CA (71/6,827)
1/9/1955	\$32,500	Gene Littler	276 (-12)	Ted Kroll - 278 (-10)	\$5,000	Inglewood CC, Inglewood, CA (72/6,440)
1/11/1954	\$20,000	Fred Wampler	281 (-3)	Jerry Barber - 282 (-2) Chick Harbert - 282 (-2)	\$4,000	Fox Hills CC, Culver City, CA (71/6,972)
1/5/1953	\$20,000	Lloyd Mangrum	280 (-4)	Jack Burke, Jr. - 285 (1)	\$2,750	Riviera CC, Pacific Palisades, CA (71/7,029)
1/7/1952	\$17,500	Tommy Bolt *	289 (5)	Jack Burke, Jr. - 289 (5)	\$4,000	Riviera CC, Pacific Palisades, CA (71/7,029)
1/8/1951	\$15,000	Lloyd Mangrum	280 (-4)	Henry Ransom - 281 (-3)	\$2,600	Riviera CC, Pacific Palisades, CA (71/7,029)
1/10/1950	\$15,000	Sam Snead *	280 (-4)	Ben Hogan - 280 (-4)	\$2,600	Riviera CC, Pacific Palisades, CA (71/7,029)
1/10/1949	\$10,000	Lloyd Mangrum	284	E. Harrison - 287 (3)	\$2,600	Riviera CC, Pacific Palisades, CA (71/7,029)
1/5/1948	\$10,000	Ben Hogan	275 (-9)	Lloyd Mangrum - 279 (-5)	\$2,000	Riviera CC, Pacific Palisades, CA (71/7,029)
1/6/1947	\$10,000	Ben Hogan	280 (-4)	Toney Penna - 283 (-1)	\$2,000	Riviera CC, Pacific Palisades, CA (71/7,029)
1/7/1946	\$13,333	Byron Nelson	284	Ben Hogan - 289	\$2,666.67	Riviera CC, Pacific Palisades, CA (71/7,029)
1/8/1945	\$13,333	Sam Snead	283 (-1)	Byron Nelson - 284 Harold McSpaden - 284	\$2,666	Riviera CC, Pacific Palisades, CA (71/7,029)
1/10/1944	\$12,500	Harold McSpaden	278	Johnny Bulla - 281	\$4,375	Wilshire CC, Los Angeles, CA (71/6,442)
1/12/1942	\$10,000	Ben Hogan *	282 (-2)	Jimmy Thomson - 282 (-2)	\$3,500	Hillcrest CC, Los Angeles, CA (71/6,911)
1/6/1941	\$10,000	Johnny Bulla	281 (-3)	Craig Wood - 283 (-1)	\$3,500	Riviera CC, Pacific Palisades, CA (71/7,029)
1/8/1940	\$5,000	Lawson Little	282 (-2)	Clayton Heafner - 283 (-1)	\$1,500	Los Angeles CC (North), Los Angeles, CA (71/6,895)
1/9/1939	\$5,500	Jimmy Demaret	274 (-14)	Harold McSpaden - 281 (-7)	\$1,650	Griffith Park (Wilson), Los Angeles, CA (72/6,820) Griffith Park (Harding), Los Angeles, CA (72/6,488)
1/10/1938	\$7,500	Jimmy Thomson	273 (-15)	Johnny Revolta - 277 (-11)	\$2,100	Griffith Park (Wilson), Los Angeles, CA (72/6,802) Griffith Park (Harding), Los Angeles, CA (72/6,488)
1/11/1937	\$8,000	Harry Cooper	274 (-14)	Ralph Guldahl - 279 (-9) Horton Smith - 279 (-9)	\$2,500	Griffith Park (Wilson), Los Angeles, CA (72/6,802) Griffith Park (Harding), Los Angeles, CA (72/6,488)
1/12/1936	\$5,000	Jimmy Hines	280 (67)	Henry Picard - 284 (71) Jimmy Thomson - 284 (71)	\$1,500	Los Angeles CC (North), Los Angeles, CA (71/6,895)
1/14/1935	\$5,000	Victor Ghezzi *	285 (1)	Johnny Revolta - 285 (1)	\$1,350	Los Angeles CC (North), Los Angeles, CA (71/6,895)
1/8/1934	\$5,500	Macdonald Smith	280	Willie Hunter - 288 Bill Mehlhorn - 288	\$1,375	Los Angeles CC (North), Los Angeles, CA (71/6,895)
1/9/1933	\$5,600	Craig Wood	281 (68)	Leo Diegel - 285 (72) Willie Hunter - 285 (72)	\$1,525	Wilshire CC, Los Angeles, CA (71/6,442)
1/11/1932	\$7,500	Macdonald Smith	281 (139)	Dick Metz - 285 (143) Leo Diegel - 285 (143) Olin Dutra - 285 (143) Joe Kirkwood, Sr. - 285 (143)	\$2,000	Hillcrest CC, Los Angeles, CA (71/6,911)
1/12/1931	\$10,000	Ed Dudley	285 (143)	Al Espinosa - 287 (145) Eddie Loos - 287 (145)		Wilshire CC, Los Angeles, CA (71/6,442)
1/10/1930	\$10,000	Denny Shute	296 (12)	Bobby Cruickshank - 300 (16) Horton Smith - 300		Riviera CC, Pacific Palisades, CA (71/7,029)
1/13/1929	\$10,000	Macdonald Smith	285 (1)	Tommy Armour - 291 (7)	\$3,500	Riviera CC, Pacific Palisades, CA (71/7,029)
1/9/1928	\$10,000	Macdonald Smith	284	Harry Cooper - 287 (3)	\$3,500	Wilshire CC, Los Angeles, CA (71/6,442)
1/9/1927	\$10,000	Bobby Cruickshank	282 (-2)	Ed Dudley - 288 (4) Charles Guest - 288 (4)	\$3,500	El Caballero CC, Tarzana, CA (71/6,830)
1/10/1926	\$10,000	Harry Cooper	279 (-5)	George Von Elm - 282 (-2)	\$3,500	Los Angeles CC (North), Los Angeles, CA (71/6,895)

* indicates playoff

World Golf Championships-Mexico Championship

Mexico City, Mexico • February 20-23, 2020

Club de Golf Chapultepec

Par/Yards: 35-36--71 | 7,355



FedExCup Points (first): 550

**Winner: Patrick Reed**

FedExCup Points: 550

69-63-67-67 266 (-18) | \$1,820,000

Leaders

Round 1

Rory McIlroy	65 (-6)
Bubba Watson	67 (-4)
Justin Thomas	67 (-4)
Corey Connors	68 (-3)
Louis Oosthuizen	68 (-3)
Billy Horschel	68 (-3)
Bryson DeChambeau	68 (-3)
Patrick Reed	69 (-2)

Round 2

Bryson DeChambeau	131 (-11)
Erik van Rooyen	132 (-10)
Patrick Reed	132 (-10)
Justin Thomas	133 (-9)
Hideki Matsuyama	133 (-9)

Round 3

Justin Thomas	198 (-15)
Patrick Reed	199 (-14)
Erik van Rooyen	199 (-14)
Jon Rahm	202 (-11)
Rory McIlroy	202 (-11)
Bryson DeChambeau	202 (-11)

Order of Finish

Pos	Player	Scores	Total	FedExCup Points	Earnings	Pos	Player	Scores	Total	FedExCup Points	Earnings	Pos	Player	Scores	Total	FedExCup Points	Earnings
1	Patrick Reed	69 63 67 67	266 (-18)	550	\$1,820,000	T26	Scottie Scheffler	73 70 67 70	280 (-4)	37	\$90,000	T53	Charles Howell III	75 74 68 70	287 (3)	7	\$39,100
2	Bryson DeChambeau	68 63 71 65	267 (-17)	315	\$1,150,000	T26	Adam Scott	74 68 68 70	280 (-4)	37	\$90,000	T53	Francesco Molinari	72 74 71 70	287 (3)	7	\$39,100
T3	Erik van Rooyen	70 62 67 70	269 (-15)	--	\$600,000	T29	Cheez Reavie	71 73 67 70	281 (-3)	28	\$73,500	T53	Jazz Janewattananond	73 73 73 68	287 (3)	--	\$39,100
T3	Jon Rahm	72 69 61 67	269 (-15)	170	\$600,000	T29	Justin Harding	71 71 67 72	281 (-3)	--	\$73,500	T53	Victor Perez	81 70 66 70	287 (3)	--	\$39,100
5	Rory McIlroy	65 69 68 68	270 (-14)	115	\$430,000	T29	Ryan Fox	72 68 73 68	281 (-3)	--	\$73,500	T53	Kurt Kitayama	76 70 72 69	287 (3)	--	\$39,100
T6	Tyrell Hatton	69 68 66 68	271 (-13)	96	\$320,667	T29	Christiaan Bezuidenhou	72 72 70 67	281 (-3)	--	\$73,500	T58	Matt Wallace	74 77 71 66	288 (4)	6	\$36,500
T6	Hideki Matsuyama	69 64 71 67	271 (-13)	96	\$320,667	T29	Sungjae Im	69 72 70 70	281 (-3)	28	\$73,500	T58	Lucas Herbert	75 70 74 69	288 (4)	--	\$36,500
T6	Justin Thomas	67 66 65 73	271 (-13)	96	\$320,667	T29	Lanto Griffin	72 69 70 70	281 (-3)	28	\$73,500	T58	Jordan Spieth	74 73 70 71	288 (4)	6	\$36,500
T9	Billy Horschel	68 71 68 65	272 (-12)	81	\$237,500	T29	Byeong Hun An	75 69 72 65	281 (-3)	28	\$73,500	T61	Shugo Imahira	74 70 70 75	289 (5)	--	\$35,000
T9	Kevin Na	71 68 65 68	272 (-12)	81	\$237,500	T29	Shane Lowry	72 69 71 69	281 (-3)	28	\$73,500	T61	Lucas Glover	71 73 76 69	289 (5)	5	\$35,000
T11	Paul Casey	69 68 66 70	273 (-11)	73	\$205,000	T37	Matthew Fitzpatrick	72 70 70 70	282 (-2)	19	\$56,200	T61	Webb Simpson	72 73 74 70	289 (5)	5	\$35,000
T12	Gary Woodland	70 69 65 71	275 (-9)	67	\$182,000	T37	Brendon Todd	72 71 71 68	282 (-2)	19	\$56,200	64	Pablo Larrazabal	71 74 70 75	290 (6)	--	\$34,000
T12	Abraham Ancer	70 70 67 68	275 (-9)	67	\$182,000	T37	Bernd Wiesberger	70 76 68 68	282 (-2)	--	\$56,200	65	Scott Hend	72 75 75 70	292 (8)	--	\$33,750
T14	Xander Schauffele	72 72 66 66	276 (-8)	61	\$160,000	T37	Shaun Norris	75 68 70 69	282 (-2)	--	\$56,200	66	Michael Lorenzo-Vera	76 73 72 73	294 (10)	--	\$33,500
T14	Sebastián Muñoz	71 66 72 67	276 (-8)	61	\$160,000	T37	Sergio Garcia	74 72 70 66	282 (-2)	19	\$56,200	67	Jorge Campillo	77 74 69 75	295 (11)	--	\$33,250
T16	Carlos Ortiz	75 68 66 68	277 (-7)	56	\$143,500	T42	Marc Leishman	74 70 68 71	283 (-1)	13	\$49,500	68	Ryo Ishikawa	80 72 73 71	296 (12)	--	\$33,000
T16	Rafa Cabrera Bello	71 71 67 68	277 (-7)	56	\$143,500	T42	Branden Grace	71 71 71 70	283 (-1)	13	\$49,500	T69	Graeme McDowell	76 74 75 72	297 (13)	4	\$32,625
T18	Bubba Watson	67 72 71 68	278 (-6)	51	\$125,500	T42	Collin Morikawa	72 70 72 69	283 (-1)	13	\$49,500	T69	Marcus Kinhult	75 74 75 73	297 (13)	--	\$32,625
T18	Kevin Kisner	73 69 67 69	278 (-6)	51	\$125,500	T42	Robert MacIntyre	76 68 70 69	283 (-1)	--	\$49,500	71	Sung Kang	76 76 72 75	299 (15)	3	\$32,250
T18	Benjamin Hebert	73 70 65 70	278 (-6)	--	\$125,500	T42	Danny Willett	73 68 70 72	283 (-1)	13	\$49,500	72	Tae Hee Lee	80 73 74 76	303 (19)	--	\$32,000
T18	Tommy Fleetwood	70 69 70 69	278 (-6)	51	\$125,500	T42	Matthias Schwab	71 68 74 70	283 (-1)	--	\$49,500						
T22	Brandt Snedeker	76 69 70 64	279 (-5)	43	\$105,500	T48	Zach Murray	71 69 69 75	284 (0)	--	\$45,500						
T22	Matt Kuchar	75 67 67 70	279 (-5)	43	\$105,500	T48	Dustin Johnson	76 71 67 70	284 (0)	10	\$45,500						
T22	Lee Westwood	69 70 70 70	279 (-5)	--	\$105,500	50	Corey Connors	68 70 72 75	285 (1)	10	\$44,000						
T22	Cameron Smith	73 73 69 64	279 (-5)	43	\$105,500	T51	Jason Kokrak	73 70 73 70	286 (2)	9	\$42,500						
T26	Zander Lombard	73 68 69 70	280 (-4)	--	\$90,000	T51	Louis Oosthuizen	68 71 76 71	286 (2)	9	\$42,500						

Notes

Patrick Reed won his eighth PGA TOUR title at the World Golf Championships-Mexico Championship, his second WGC victory and second at the event. He became the fifth player to win the WGC-Mexico Championship multiple times, joining Tiger Woods, Dustin Johnson, Ernie Els and Phil Mickelson, and the 15th with multiple WGC titles.

Patrick Reed led the field in Strokes Gained: Putting (2.956) and used less than 100 putts over 72 holes, accomplishing each feat for the second time on the season (first: Sentry Tournament of Champions).

Bryson DeChambeau finished solo-second, marking his first top-10 in a WGC. He earned his best result since winning the 2018 Shriners Hospitals for Children Open.

Bryson DeChambeau held a one-stroke second-round lead, his seventh career 36-hole lead/co-lead (fell to 0-for-7).

Jon Rahm shot a third-round 61 en route to a T3, his third career top-three result in WGCs. Rahm's 61 included a hole-in-one on the par-3 17th, the second of his career, birdies on each of the other three par 3s and six additional birdies.

Jon Rahm became the fourth player on TOUR since 1983 with a 1.75 stroke average on par 3s in a round and the second player since 1983 with nine or more birdies and an ace in a round. He birdied each of the first four holes of the round for the first time in his career.

Defending champion Dustin Johnson finished T48.

WEATHER: Thursday: Sunny. High of 81. Wind NE 8-16 mph, with gusts to 22 mph.
Friday: Mostly sunny. High of 74. Wind NNE 8-16 mph. **Saturday:** Sunny. High of 78.
 Wind ENE 5-10 mph. **Sunday:** Sunny. High of 82. Wind E 5-10 mph.

Tournament Record: 261

Tiger Woods (2006)

Club de Golf Chapultepec: 61

Jon Rahm (2020)

Tournament History

End Date	Purse	Winner	Score	Runner-Up	Earnings	Location (Par/Yards)
World Golf Championships-Mexico Championship						
2/23/2020	\$10,500,000	Patrick Reed	266 (-18)	Bryson DeChambeau - 267 (-17)	\$1,820,000	Club de Golf Chapultepec, (71/7,355)
2/24/2019	\$10,250,000	Dustin Johnson	263 (-21)	Rory McIlroy - 268 (-16)	\$1,745,000	Club de Golf Chapultepec, (71/7,345)
3/4/2018	\$10,000,000	Phil Mickelson *	268 (-16)	Justin Thomas - 268 (-16)	\$1,700,000	Club de Golf Chapultepec, (71/7,345)
3/5/2017	\$9,750,000	Dustin Johnson	270 (-14)	Tommy Fleetwood - 271 (-13)	\$1,660,000	Club de Golf Chapultepec, (71/7,330)
World Golf Championships-Cadillac Championship						
3/6/2016	\$9,500,000	Adam Scott	276 (-12)	Bubba Watson - 277 (-11)	\$1,620,000	Trump National Doral, Miami, FL (72/7,543)
3/8/2015	\$9,250,000	Dustin Johnson	279 (-9)	J.B. Holmes - 280 (-8)	\$1,570,000	Trump National Doral, Miami, FL (72/7,528)
3/9/2014	\$9,000,000	Patrick Reed	284 (-4)	Jamie Donaldson - 285 (-3) Bubba Watson - 285 (-3)	\$1,530,000	Trump National Doral, Miami, FL (72/7,481)
3/10/2013	\$8,750,000	Tiger Woods	269 (-19)	Steve Stricker - 271 (-17)	\$1,500,000	TPC Blue Monster at Doral, Miami, FL (72/7,334)
3/11/2012	\$8,500,000	Justin Rose	272 (-16)	Bubba Watson - 273 (-15)	\$1,400,000	TPC Blue Monster at Doral, Miami, FL (72/7,334)
3/13/2011	\$8,500,000	Nick Watney	272 (-16)	Dustin Johnson - 274 (-14)	\$1,400,000	TPC Blue Monster at Doral, Miami, FL (72/7,334)
World Golf Championships-CA Championship						
3/14/2010	\$8,500,000	Ernie Els	270 (-18)	Charl Schwartzel - 274 (-14)	\$1,400,000	TPC Blue Monster at Doral, Miami, FL (72/7,334)
3/15/2009	\$8,500,000	Phil Mickelson	269 (-19)	Nick Watney - 270 (-18)	\$1,400,000	Doral Golf Resort and Spa, Miami, FL (72/7,266)
3/23/2008	\$8,000,000	Geoff Ogilvy	271 (-17)	Vijay Singh - 272 (-16) Jim Furyk - 272 (-16) Retief Goosen - 272 (-16) Brett Wetterich - 280 (-8)	\$1,350,000	Doral Golf Resort and Spa, Miami, FL (72/7,266)
3/25/2007	\$8,000,000	Tiger Woods	278 (-10)		\$1,350,000	Doral Golf Resort and Spa, Miami, FL (72/7,266)
World Golf Championships-American Express Championship						
10/1/2006	\$7,500,000	Tiger Woods	261 (-23)	Ian Poulter - 269 (-15) Adam Scott - 269 (-15)	\$1,300,000	The Grove, (71/7,125)
10/9/2005	\$7,500,000	Tiger Woods *	270 (-10)	John Daly - 270 (-10)	\$1,300,000	Harding Park GC, San Francisco, CA (70/7,086)
10/3/2004	\$7,000,000	Ernie Els	270 (-18)	Thomas Bjørn - 271 (-17)	\$1,200,000	Mount Juliet, (72/7,256)
10/5/2003	\$6,000,000	Tiger Woods	274 (-6)	Vijay Singh - 276 (-4) Tim Herron - 276 (-4) Stuart Appleby - 276 (-4) Retief Goosen - 264 (-24)	\$1,050,000	Capital City Club (Crabapple), Atlanta, GA (70/7,189)
9/22/2002	\$5,500,000	Tiger Woods	263 (-25)		\$1,000,000	Mount Juliet, (72/7,246)
11/12/2000	\$5,000,000	Mike Weir	277 (-11)	Lee Westwood - 279 (-9)	\$1,000,000	Valderrama GC, (72/6,974)
11/7/1999	\$5,000,000	Tiger Woods *	278 (-6)	Miguel Angel Jiménez - 278 (-6)	\$1,000,000	Valderrama GC, (71/6,830)

* indicates playoff

Puerto Rico Open

Rio Grande, Puerto Rico • February 20-23, 2020

Grand Reserve Country Club

Par/Yards: 36-36--72 | 7,506

PUERTO RICO OPEN

FedExCup Points (first): 300



Winner: Viktor Hovland

FedExCup Points: 300
68-66-64-70 268 (-20) | \$540,000

Leaders

Round 1

Kyle Stanley	64 (-8)
Henrik Norlander	66 (-6)
Peter Uihlein	66 (-6)
Emiliano Grillo	66 (-6)
Rhein Gibson	66 (-6)
Chris Couch	66 (-6)
Josh Teater	66 (-6)
Viktor Hovland	68 (-4)

Round 2

Kyle Stanley	134 (-10)
Emiliano Grillo	134 (-10)
Josh Teater	134 (-10)
Viktor Hovland	134 (-10)
Sam Ryder	135 (-9)

Round 3

Viktor Hovland	198 (-18)
Martin Laird	199 (-17)
Josh Teater	200 (-16)
Emiliano Grillo	203 (-13)
Patrick Rodgers	204 (-12)
Sam Ryder	204 (-12)

Order of Finish (cut: 36 HOLES: 69 professionals at -2 (142) or better.)

Pos	Player	Scores	Total	FedExCup Points	Earnings	Pos	Player	Scores	Total	FedExCup Points	Earnings	Pos	Player	Scores	Total	FedExCup Points	Earnings
1	Viktor Hovland	68 66 64 70	268 (-20)	300	\$540,000	T35	Ryan Brehm	69 73 69 68	279 (-9)	11	\$13,700	CUT	Parker McLachlin	75 69	144 (0)	--	--
2	Josh Teater	66 68 66 69	269 (-19)	165	\$327,000	T44	Cameron Percy	70 71 70 69	280 (-8)	6	\$9,220	CUT	Chandler Phillips	74 70	144 (0)	--	--
T3	Kyle Stanley	64 70 71 68	273 (-15)	83	\$159,000	T44	Nelson Ledesma	70 68 77 65	280 (-8)	6	\$9,220	CUT	Ted Purdy	74 71	145 (1)	--	--
T3	Emiliano Grillo	66 68 69 70	273 (-15)	83	\$159,000	T44	Anirban Lahiri	70 70 70 70	280 (-8)	6	\$9,220	CUT	Carlos Franco	75 70	145 (1)	--	--
T3	Sam Ryder	70 65 69 69	273 (-15)	83	\$159,000	T44	Henrik Norlander	66 75 69 70	280 (-8)	6	\$9,220	CUT	Freddie Jacobson	72 73	145 (1)	--	--
T6	Matthew NeSmith	70 71 66 67	274 (-14)	55	\$101,250	T44	Peter Uihlein	66 71 73 70	280 (-8)	6	\$9,220	CUT	Jonathan Byrd	69 76	145 (1)	--	--
T6	Ted Potter, Jr.	68 70 67 69	274 (-14)	55	\$101,250	T44	Austin Cook	74 67 68 71	280 (-8)	6	\$9,220	CUT	Edward Figueroa	71 74	145 (1)	--	--
T6	Martin Laird	67 69 63 75	274 (-14)	55	\$101,250	T50	David Lingmerth	71 65 69 76	281 (-7)	5	\$7,620	CUT	Lucas Bjerregaard	74 71	145 (1)	--	--
T9	Rob Oppenheim	69 68 69 69	275 (-13)	38	\$75,750	T50	Arijun Atwal	73 67 72 69	281 (-7)	5	\$7,620	CUT	Justin Doeden	73 72	145 (1)	--	--
T9	Jhonattan Vegas	68 74 71 62	275 (-13)	38	\$75,750	T52	D.J. Trahan	72 69 68 73	282 (-6)	4	\$7,110	CUT	Ben Taylor	73 72	145 (1)	--	--
T9	Wes Roach	67 70 69 69	275 (-13)	38	\$75,750	T52	Fabian Gómez	70 70 70 72	282 (-6)	4	\$7,110	CUT	Yechun Yuan	73 73	146 (2)	--	--
T9	Joseph Bramlett	71 67 69 68	275 (-13)	38	\$75,750	T52	Derek Ernst	71 71 73 67	282 (-6)	4	\$7,110	CUT	Satoshi Kodaira	73 73	146 (2)	--	--
T9	Vincent Whaley	70 71 69 65	275 (-13)	38	\$75,750	T52	MJ Daffue	67 73 70 72	282 (-6)	--	\$7,110	CUT	Michael Gligic	71 75	146 (2)	--	--
T14	Adam Schenk	72 65 69 70	276 (-12)	30	\$50,250	T52	Chase Seiffert	71 69 72 70	282 (-6)	4	\$7,110	CUT	Omar Uresti	74 72	146 (2)	--	--
T14	Roberto Castro	71 69 70 66	276 (-12)	30	\$50,250	T52	Robby Shelton	68 73 71 70	282 (-6)	4	\$7,110	CUT	Robert Allenby	72 75	147 (3)	--	--
T14	Xinjun Zhang	71 69 66 70	276 (-12)	30	\$50,250	T58	Sebastian Cappelen	72 65 74 72	283 (-5)	3	\$6,840	CUT	D.A. Points	76 71	147 (3)	--	--
T14	Kyung-Hoon Lee	70 69 70 67	276 (-12)	30	\$50,250	T58	Michael Gellerman	71 70 72 70	283 (-5)	3	\$6,840	CUT	Martin Trainer	74 73	147 (3)	--	--
T14	Ben Martin	70 66 69 71	276 (-12)	30	\$50,250	T60	J.J. Henry	69 70 72 73	284 (-4)	3	\$6,660	CUT	Justin Suh	73 74	147 (3)	--	--
T14	Shawn Stefani	72 65 72 67	276 (-12)	30	\$50,250	T60	Bo Van Pelt	71 69 75 69	284 (-4)	3	\$6,660	CUT (A)	Davis Thompson	72 75	147 (3)	--	--
T20	Brice Gamett	72 68 67 70	277 (-11)	24	\$31,607	T60	Alex Cejka	72 70 74 68	284 (-4)	3	\$6,660	CUT (A)	Chris Nido	71 77	148 (4)	--	--
T20	Julian Etulain	67 73 67 70	277 (-11)	--	\$31,607	T60	Roger Sloan	73 69 68 74	284 (-4)	3	\$6,660	CUT (A)	Parker Gillam	75 73	148 (4)	--	--
T20	Kristoffer Ventura	72 68 70 67	277 (-11)	24	\$31,607	T64	John Senden	70 70 73 72	285 (-3)	2	\$6,450	CUT	Andrea Pavan	74 74	148 (4)	--	--
T20	Tim Wilkinson	69 70 71 67	277 (-11)	24	\$31,607	T64	Brendon de Jonge	71 71 72 71	285 (-3)	2	\$6,450	CUT	Derek Gillespie	75 73	148 (4)	--	--
T20	Doug Ghim	69 70 67 71	277 (-11)	24	\$31,607	T64	Brandon Hagy	72 69 74 70	285 (-3)	2	\$6,450	CUT	Brian Davis	70 78	148 (4)	--	--
T20	Will Gordon	70 68 70 69	277 (-11)	--	\$31,607	T67	Jay McLuen	67 74 72 75	288 (0)	--	\$6,300	CUT	Bryson Nimmer	76 73	149 (5)	--	--
T20	Tyler McCumber	70 68 67 72	277 (-11)	24	\$31,607	T67	Scott Brown	67 71 75 75	288 (0)	2	\$6,300	CUT	Sam Saunders	75 74	149 (5)	--	--
T27	Cameron Davis	69 71 69 69	278 (-10)	17	\$20,119	69	Daniel Chopra	69 73 73 76	291 (3)	2	\$6,210	CUT	Jason Bohn	76 73	149 (5)	--	--
T27	Maverick McNealy	70 69 67 72	278 (-10)	17	\$20,119	CUT	Robert Garrigus	73 70	143 (-1)	--	--	CUT	Andres Romero	75 74	149 (5)	--	--
T27	Bill Haas	69 71 69 69	278 (-10)	17	\$20,119	CUT	David Hearn	70 73	143 (-1)	--	--	CUT	Chesson Hadley	79 70	149 (5)	--	--
T27	Zack Sucher	70 69 69 70	278 (-10)	17	\$20,119	CUT	Ricky Barnes	71 72	143 (-1)	--	--	CUT	Tom Lewis	73 76	149 (5)	--	--
T27	Robert Streb	69 68 69 72	278 (-10)	17	\$20,119	CUT	Chris Baker	74 69	143 (-1)	--	--	CUT	Hank Lebioda	74 75	149 (5)	--	--
T27	Kiradech Aphibarnrat	68 69 72 69	278 (-10)	17	\$20,119	CUT	Alex Noren	70 73	143 (-1)	--	--	CUT	John Rollins	75 76	151 (7)	--	--
T27	Mark Anderson	68 73 68 69	278 (-10)	17	\$20,119	CUT	Domenico Geminiani	72 71	143 (-1)	--	--	CUT	Alexander Beach	77 76	153 (9)	--	--
T27	Rhein Gibson	66 70 72 70	278 (-10)	17	\$20,119	CUT	Grayson Murray	73 70	143 (-1)	--	--	CUT	Smylie Kaufman	78 77	155 (11)	--	--
T35	Bo Hoag	74 67 68 70	279 (-9)	11	\$13,700	CUT	Kramer Hickok	72 71	143 (-1)	--	--	CUT	Hiram Sifla	75 82	157 (13)	--	--
T35	Beau Hossler	72 70 70 67	279 (-9)	11	\$13,700	CUT	Justin Bertsch	70 74	144 (0)	--	--	W/D	Charlie Beljan	73	73 (1)	--	--
T35	Patrick Rodgers	70 68 66 75	279 (-9)	11	\$13,700	CUT	Richy Werenski	75 69	144 (0)	--	--						
T35	Chris Couch	66 71 69 73	279 (-9)	11	\$13,700	CUT	Zac Blair	76 68	144 (0)	--	--						
T35	George McNeill	69 69 71 70	279 (-9)	11	\$13,700	CUT	Andrew Loupe	75 69	144 (0)	--	--						
T35	Johnson Wagner	71 71 68 69	279 (-9)	11	\$13,700	CUT	Dominic Bozzelli	71 73	144 (0)	--	--						
T35	Seamus Power	73 69 69 68	279 (-9)	11	\$13,700	CUT	Chad Campbell	70 74	144 (0)	--	--						
T35	Sangmoon Bae	74 67 66 72	279 (-9)	11	\$13,700	CUT	John Merrick	70 74	144 (0)	--	--						

Notes

Viktor Hovland became the first player from Norway to win on the PGA TOUR with his first career victory at the Puerto Rico Open. The win came in his 17th career start on TOUR at age 22 years, 158 days.

With the win, Viktor Hovland became the fourth player since 1990 to win the U.S. Amateur and on the PGA TOUR before turning 23, joining Phil Mickelson, Tiger Woods and David Gossett.

Viktor Hovland made a triple bogey at the par-3 11th in the final round, becoming the second winner of the season and fifth since 2003 to make a triple bogey or worse in the final round.

Viktor Hovland held a share of the 36-hole lead and a one-stroke 54-hole lead, the first two leads/co-leads after any round in his PGA TOUR career.

The win for Viktor Hovland marked the first win of the season by a rookie and the fourth at the Puerto Rico Open since 2010.

Josh Teater finished runner-up, his first career solo-second result on the PGA TOUR. Teater missed a birdie putt at the 72nd hole to finish at 19-under and one shot behind champion Viktor Hovland.

Josh Teater led the field in Greens in Regulation Percentage (84.72%) and co-led in Par-5 Scoring Average (4.31).

Kyle Stanley finished T3, his best result on TOUR since a runner-up at the 2018 World Golf Championships-FedEx St. Jude Invitational. He shot a first-round 64 to hold a two-stroke lead and was tied for the lead after two rounds, falling to 0-for-4 with the 18-hole lead/co-lead and 0-for-5 with the 36-hole lead/co-lead.

Kyle Stanley made nine birdies in the first round, recording nine or more for the third time in his career (first since 2017 THE NORTHERN TRUST). He hit every green in regulation in round one, doing so for the fourth time in his career (first since 2019 The RSM Classic).

Jhonattan Vegas (T9) shot a final-round 62, the first sub-63 score in tournament history. Vegas made 11 birdies in the final round, making more than 10 in a round for the first time in his career.

Defending champion Martin Trainer missed the cut.

WEATHER: Thursday: Partly cloudy. High of 82. Wind E 15-25 mph. **Friday:** Mostly sunny. High of 77. Wind E 6-12 mph. **Saturday:** Partly cloudy. High of 84. Wind ESE 8-12 mph. **Sunday:** Partly cloudy. High of 84. Wind ENE 5-10 mph.

Tournament Record: 267

Chesson Hadley (2014)

Grand Reserve Country Club: 62

Jhonattan Vegas (2020)

Tournament History

End Date	Purse	Winner	Score	Runner-Up	Earnings	Location (Par/Yards)
Puerto Rico Open						
2/23/2020	\$3,000,000	Viktor Hovland	268 (-20)	Josh Teater - 269 (-19)	\$540,000	Grand Reserve Country Club, (72/7,506)
2/24/2019	\$3,000,000	Martin Trainer	273 (-15)	Aaron Baddeley - 276 (-12) Johnson Wagner - 276 (-12) Roger Sloan - 276 (-12) Daniel Berger - 276 (-12)	\$540,000	Coco Beach Golf & CC, (72/7,506)
3/26/2017	\$3,000,000	D.A. Points	268 (-20)	Retief Goosen - 270 (-18) Bill Lunde - 270 (-18) Bryson DeChambeau - 270 (-18)	\$540,000	Coco Beach Golf & CC, (72/7,506)
Puerto Rico Open at Coco Beach						
3/27/2016	\$3,000,000	Tony Finau *	276 (-12)	Steve Marino - 276 (-12)	\$540,000	Coco Beach Golf & CC, (72/7,506)
Puerto Rico Open						
3/8/2015	\$3,000,000	Alex Cejka *	281 (-7)	Tim Petrovic - 281 (-7) Sam Saunders - 281 (-7) Emiliano Grillo - 281 (-7) Jon Curran - 281 (-7)	\$540,000	Trump International GC (PR), (72/7,506)
Puerto Rico Open presented by seepuertorico.com						
3/9/2014	\$3,500,000	Chesson Hadley	267 (-21)	Danny Lee - 269 (-19)	\$630,000	Trump International GC (PR), (72/7,506)
3/10/2013	\$3,500,000	Scott Brown	268 (-20)	Fabían Gómez - 269 (-19) Jordan Spieth - 269 (-19)	\$630,000	Trump International GC (PR), (72/7,506)
3/11/2012	\$3,500,000	George McNeill	272 (-16)	Ryo Ishikawa - 274 (-14)	\$630,000	Trump International GC (PR), (72/7,506)
3/13/2011	\$3,500,000	Michael Bradley *	272 (-16)	Troy Matteson - 272 (-16)	\$630,000	Trump International GC (PR), (72/7,526)
Puerto Rico Open presented by Banco Popular						
3/14/2010	\$3,500,000	Derek Lamely	269 (-19)	Kris Blanks - 271 (-17)	\$630,000	Trump International GC (PR), (72/7,526)
3/15/2009	\$3,500,000	Michael Bradley	274 (-14)	Brett Quigley - 275 (-13) Jason Day - 275 (-13)	\$630,000	Trump International GC (PR), (72/7,526)
3/23/2008	\$3,500,000	Greg Kraft	274 (-14)	Jerry Kelly - 275 (-13) Bo Van Pelt - 275 (-13)	\$630,000	Trump International GC (PR), (72/7,569)

* indicates playoff

Arnold Palmer Invitational presented by Mastercard

Orlando, Florida • March 5-8, 2020

Bay Hill Club & Lodge

Par/Yards: 36-36--72 | 7,454



FedExCup Points (first): 550

**Winner: Tyrrell Hatton**FedExCup Points: 500
68-69-73-74 284 (-4) | \$1,674,000

Leaders

Round 1

Matt Every	65 (-7)
Rory McIlroy	66 (-6)
Scottie Scheffler	67 (-5)
Talor Gooch	67 (-5)
Christiaan Bezuidenhout	68 (-4)
Keith Mitchell	68 (-4)
Sam Burns	68 (-4)
Graeme McDowell	68 (-4)
Brendon Todd	68 (-4)
Tyrrell Hatton	68 (-4)

Round 2

Sung Kang	137 (-7)
Tyrrell Hatton	137 (-7)
Danny Lee	138 (-6)
Harris English	139 (-5)
Rory McIlroy	139 (-5)
Sungjae Im	139 (-5)

Round 3

Tyrrell Hatton	210 (-6)
Rory McIlroy	212 (-4)
Marc Leishman	212 (-4)
Harris English	213 (-3)
Danny Lee	213 (-3)
Sungjae Im	213 (-3)
Christiaan Bezuidenhout	213 (-3)

Order of Finish (cut: 36 HOLES: 69 professionals at +3 (147) or better.)

Pos	Player	Scores	Total	FedExCup Points	Earnings	Pos	Player	Scores	Total	FedExCup Points	Earnings	Pos	Player	Scores	Total	FedExCup Points	Earnings
1	Tyrrell Hatton	68 69 73 74	284 (-4)	500	\$1,674,000	142	Steve Stricker	72 74 74 76	296 (8)	12	\$33,015	CUT	Carlos Ortiz	74 75	149 (5)	--	--
2	Marc Leishman	71 69 72 73	285 (-3)	300	\$1,013,700	142	Kyung-Hoon Lee	72 73 72 79	296 (8)	12	\$33,015	CUT	Andrew Putnam	72 77	149 (5)	--	--
3	Sungjae Im	70 69 74 73	286 (-2)	190	\$641,700	142	Keegan Bradley	73 72 76 75	296 (8)	12	\$33,015	CUT	Adam Scott	77 72	149 (5)	--	--
4	Bryson DeChambeau	73 71 72 71	287 (-1)	135	\$455,700	142	Harry Higgs	72 73 76 75	296 (8)	12	\$33,015	CUT	Scott Piercy	71 78	149 (5)	--	--
T5	Keith Mitchell	68 75 74 71	288 (0)	96	\$330,731	147	Brooks Koepka	72 73 81 71	297 (9)	9	\$25,054	CUT	Henrik Stenson	77 72	149 (5)	--	--
T5	Joel Dahmen	72 72 73 71	288 (0)	96	\$330,731	147	Scott Harrington	71 70 79 77	297 (9)	9	\$25,054	CUT	Phil Mickelson	77 72	149 (5)	--	--
T5	Rory McIlroy	66 73 73 76	288 (0)	96	\$330,731	147	Stewart Cink	72 70 75 80	297 (9)	9	\$25,054	CUT	Justin Rose	73 77	150 (6)	--	--
T5	Danny Lee	71 67 75 75	288 (0)	96	\$330,731	147	Rory Sabbatini	70 74 74 79	297 (9)	9	\$25,054	CUT	Alex Noren	73 77	150 (6)	--	--
T9	Sung Kang	69 68 78 74	289 (1)	73	\$244,125	147	Matt Jones	75 68 73 81	297 (9)	9	\$25,054	CUT	Brian Stuard	77 73	150 (6)	--	--
T9	Harris English	69 70 74 76	289 (1)	73	\$244,125	T52	Xinjun Zhang	70 75 75 78	298 (10)	7	\$22,274	CUT	Henrik Norlander	78 72	150 (6)	--	--
T9	Matthew Fitzpatrick	70 75 75 69	289 (1)	73	\$244,125	T52	Kevin Chappell	72 74 75 77	298 (10)	7	\$22,274	CUT	Sepp Straka	74 76	150 (6)	--	--
T9	Collin Morikawa	70 71 75 73	289 (1)	73	\$244,125	T52	Ryan Moore	71 75 82 70	298 (10)	7	\$22,274	CUT	Tyler Duncan	73 77	150 (6)	--	--
T13	Talor Gooch	67 80 72 71	290 (2)	59	\$188,325	T52	Matthew Wolff	73 73 81 71	298 (10)	7	\$22,274	CUT	Denny McCarthy	73 78	151 (7)	--	--
T13	Charley Hoffman	70 73 74 73	290 (2)	59	\$188,325	T56	Abraham Ancer	73 74 79 73	299 (11)	5	\$21,204	CUT	Kevin Tway	78 73	151 (7)	--	--
T15	Patrick Reed	70 70 80 71	291 (3)	53	\$160,425	T56	Scott Brown	69 76 79 75	299 (11)	5	\$21,204	CUT	Si Woo Kim	72 79	151 (7)	--	--
T15	Tom Hoge	70 70 76 75	291 (3)	53	\$160,425	T56	Hideki Matsuyama	69 73 80 77	299 (11)	5	\$21,204	CUT	Charl Schwartzel	75 76	151 (7)	--	--
T15	Scottie Scheffler	67 74 75 75	291 (3)	53	\$160,425	T56	Byeong Hun An	71 76 75 77	299 (11)	5	\$21,204	CUT	Bubba Watson	74 77	151 (7)	--	--
T18	Christiaan Bezuidenhout	68 72 73 79	292 (4)	--	\$118,885	T56	Robby Shelton	72 75 78 74	299 (11)	5	\$21,204	CUT	Charles Howell III	75 76	151 (7)	--	--
T18	Dylan Frittelli	71 72 74 75	292 (4)	44	\$118,885	T56	Nick Taylor	73 73 74 79	299 (11)	5	\$21,204	CUT	Lucas Glover	75 77	152 (8)	--	--
T18	Brendon Todd	68 72 78 74	292 (4)	44	\$118,885	T62	Rod Perry	72 73 79 76	300 (12)	--	\$20,274	CUT	Tommy Fleetwood	76 76	152 (8)	--	--
T18	Jason Kokrak	71 75 72 74	292 (4)	44	\$118,885	T62	Sam Saunders	74 73 78 75	300 (12)	--	\$20,274	CUT	Nate Lashley	79 73	152 (8)	--	--
T18	Rickie Fowler	71 70 77 74	292 (4)	44	\$118,885	T62	Brian Gay	73 72 78 77	300 (12)	4	\$20,274	CUT (A)	Chun-an Yu	74 78	152 (8)	--	--
T18	Danny Willett	71 71 77 73	292 (4)	44	\$118,885	T62	Doc Redman	73 73 79 75	300 (12)	4	\$20,274	CUT	Cheng Tsung Pan	74 79	153 (9)	--	--
T24	Troy Merritt	71 72 75 75	293 (5)	32	\$72,424	66	Davis Love III	72 73 76 80	301 (13)	4	\$19,809	CUT	Kevin Kisner	74 79	153 (9)	--	--
T24	Adam Long	69 74 78 72	293 (5)	32	\$72,424	67	Vaughn Taylor	73 73 77 79	302 (14)	4	\$19,623	CUT	Mark Hubbard	74 79	153 (9)	--	--
T24	Max Homa	72 75 70 76	293 (5)	32	\$72,424	68	Wyndham Clark	74 72 82 80	308 (20)	3	\$19,437	CUT	Pat Perez	77 76	153 (9)	--	--
T24	Beau Hossler	73 72 76 72	293 (5)	32	\$72,424	69	Rob Oppenheim	69 78 83 83	313 (25)	3	\$19,251	CUT	Vijay Singh	77 76	153 (9)	--	--
T24	Patrick Rodgers	73 70 73 77	293 (5)	32	\$72,424	CUT	Anirban Lahiri	74 74	148 (4)	--	--	CUT	Padraig Harrington	74 79	153 (9)	--	--
T24	Jimmy Walker	73 69 80 71	293 (5)	32	\$72,424	CUT	Maverick McNealy	73 75	148 (4)	--	--	CUT	Sam Ryder	75 78	153 (9)	--	--
T24	Xander Schauffele	73 74 72 74	293 (5)	32	\$72,424	CUT	Matthew NeSmith	70 78	148 (4)	--	--	CUT	Hank Lebioda	76 78	154 (10)	--	--
T24	Matt Wallace	69 73 76 75	293 (5)	32	\$72,424	CUT	Lee Westwood	74 74	148 (4)	--	--	CUT	J.T. Poston	84 71	155 (11)	--	--
T32	Graeme McDowell	68 74 76 76	294 (6)	23	\$54,289	CUT	Kevin Steelman	71 77	148 (4)	--	--	CUT	Brandon Matthews	75 81	156 (12)	--	--
T32	Zach Johnson	72 73 74 75	294 (6)	23	\$54,289	CUT	Corey Connors	73 75	148 (4)	--	--	CUT	Rafa Cabrera Bello	74 82	156 (12)	--	--
T32	Ian Poulter	69 77 74 74	294 (6)	23	\$54,289	CUT	Jim Herman	73 75	148 (4)	--	--	CUT	Jazz Janewattananond	80 77	157 (13)	--	--
T32	Bud Cauley	71 72 75 76	294 (6)	23	\$54,289	CUT	Brendan Steele	73 75	148 (4)	--	--	CUT	Robert Gamez	83 84	167 (23)	--	--
T36	Lanto Griffin	71 73 76 75	295 (7)	18	\$43,323	CUT	Matt Every	65 83	148 (4)	--	--	DQ	Emiliano Grillo	70	70 (-2)	--	--
T36	Harold Varner III	70 74 76 75	295 (7)	18	\$43,323	CUT	Cameron Champ	74 74	148 (4)	--	--	W/D	Jason Day	74	74 (2)	--	--
T36	Billy Horschel	72 73 77 73	295 (7)	18	\$43,323	CUT	Joaquin Niemann	74 74	148 (4)	--	--						
T36	Kevin Na	70 72 79 74	295 (7)	18	\$43,323	CUT	Sebastián Muñoz	75 74	149 (5)	--	--						
T36	Sam Burns	68 72 76 79	295 (7)	18	\$43,323	CUT	Brian Harman	77 72	149 (5)	--	--						
T36	Zac Blair	74 70 77 74	295 (7)	18	\$43,323	CUT	Tony Finau	75 74	149 (5)	--	--						
T42	Viktor Hovland	74 73 72 77	296 (8)	12	\$33,015	CUT	Russell Knox	75 74	149 (5)	--	--						

Notes

Tyrrell Hatton earned his first PGA TOUR title in his 60th career start, winning the Arnold Palmer Invitational presented by Mastercard by one stroke over Marc Leishman. The win was the first on TOUR by an Englishman since Paul Casey at the 2019 Valspar Championship.

The winning score of 284 was the highest on TOUR since Patrick Reed shot the same score at the 2014 World Golf Championships-Mexico Championship.

With scores of 73-74 in the final two rounds, Tyrrell Hatton became the first player since Geoff Ogilvy at the 2006 U.S. Open to close with two over-par scores and go on to win.

Tyrrell Hatton held a share of the second-round lead and a one-stroke third-round lead after entering the week having never led after any round on the PGA TOUR.

Marc Leishman finished solo-second, his third career top-three result at the event. It marked his seventh career runner-up on TOUR and first since the 2018 AT&T Byron Nelson. He led the field in Sand Save Percentage (100%) and Scrambling (80.00%).

Sungjae Im finished third to take over the FedExCup lead for the first time in his career. Im earned his second consecutive third-place result at the event.

At age 21, Sungjae Im became the third player to reach No. 1 in the FedExCup standings before turning 22, joining Jordan Spieth (2014-15) and Joaquin Niemann (2019-20).

Rory McIlroy finished T5, his seventh consecutive top-five on the PGA TOUR. McIlroy became the second player since 2000 (joining Tiger Woods) with a streak of at least seven consecutive top-five finishes on TOUR.

For the second time and second consecutive season, the event was part of the Open Qualifying Series. Keith Mitchell, Joel Dahmen and Danny Lee all finished T5 to earn spots in The 2020 Open Championship

at Royal St. George's.

Defending champion Francesco Molinari withdrew prior to the start of round one.

WEATHER: Thursday: Partly cloudy. High of 89. Wind SSW 10-15 mph, with gusts to 25. **Friday:** Partly cloudy and cooler. High of 75. Wind NW 12-16 mph, with gusts to 22 mph. **Saturday:** Sunny and cool. High of 66. Wind NNE 10-16 mph, with gusts to 23 mph. **Sunday:** Partly cloudy. High of 73. Wind ENE 12-16 mph, with gusts to 23 mph.

Tournament Record: 264

Payne Stewart (1987)

Bay Hill Club & Lodge: 62

Adam Scott (2014)

Other Course: 62

Greg Norman (1984) - Bay Hill Club & Lodge, Andy Bean (1981) - Bay Hill Club & Lodge, Gary Player (1976) - Rio Pinar CC

Tournament History

End Date	Purse	Winner	Score	Runner-Up	Earnings	Location (Par/Yards)
Arnold Palmer Invitational presented by Mastercard						
3/8/2020	\$9,300,000	Tyrell Hatton	284 (-4)	Marc Leishman - 285 (-3)	\$1,674,000	Bay Hill Club & Lodge, Orlando, FL (72/7,454)
3/10/2019	\$9,100,000	Francesco Molinari	276 (-12)	Matthew Fitzpatrick - 278 (-10)	\$1,638,000	Bay Hill Club & Lodge, Orlando, FL (72/7,454)
3/18/2018	\$8,900,000	Rory McIlroy	270 (-18)	Bryson DeChambeau - 273 (-15)	\$1,602,000	Bay Hill Club & Lodge, Orlando, FL (72/7,419)
3/19/2017	\$8,700,000	Marc Leishman	277 (-11)	Charley Hoffman - 278 (-10) Kevin Kisner - 278 (-10)	\$1,566,000	Bay Hill Club & Lodge, Orlando, FL (72/7,419)
Arnold Palmer Invitational presented by MasterCard						
3/20/2016	\$6,300,000	Jason Day	271 (-17)	Kevin Chappell - 272 (-16)	\$1,134,000	Bay Hill Club & Lodge, Orlando, FL (72/7,419)
3/22/2015	\$6,300,000	Matt Every	269 (-19)	Henrik Stenson - 270 (-18)	\$1,134,000	Bay Hill Club & Lodge, Orlando, FL (72/7,419)
3/23/2014	\$6,200,000	Matt Every	275 (-13)	Keegan Bradley - 276 (-12)	\$1,116,000	Bay Hill Club & Lodge, Orlando, FL (72/7,419)
3/24/2013	\$6,200,000	Tiger Woods	275 (-13)	Justin Rose - 277 (-11)	\$1,116,000	Bay Hill Club & Lodge, Orlando, FL (72/7,419)
3/25/2012	\$6,000,000	Tiger Woods	275 (-13)	Graeme McDowell - 280 (-8)	\$1,080,000	Bay Hill Club & Lodge, Orlando, FL (72/7,419)
3/27/2011	\$6,000,000	Martin Laird	280 (-8)	Steve Marino - 281 (-7)	\$1,080,000	Bay Hill Club & Lodge, Orlando, FL (72/7,419)
3/28/2010	\$6,000,000	Ernie Els	277 (-11)	Edoardo Molinari - 279 (-9) Kevin Na - 279 (-9)	\$1,080,000	Bay Hill Club & Lodge, Orlando, FL (72/7,353)
3/29/2009	\$6,000,000	Tiger Woods	275 (-5)	Sean O'Hair - 276 (-4)	\$1,080,000	Bay Hill Club & Lodge, Orlando, FL (70/7,167)
3/16/2008	\$5,800,000	Tiger Woods	270 (-10)	Bart Bryant - 271 (-9)	\$1,044,000	Bay Hill Club & Lodge, Orlando, FL (70/7,162)
3/18/2007	\$5,500,000	Vijay Singh	272 (-8)	Rocco Mediate - 274 (-6)	\$990,000	Bay Hill Club & Lodge, Orlando, FL (70/7,137)
Bay Hill Invitational Presented by MasterCard						
3/19/2006	\$5,500,000	Rod Pampling	274 (-14)	Greg Owen - 275 (-13)	\$990,000	Bay Hill Club & Lodge, Orlando, FL (72/7,267)
3/20/2005	\$5,000,000	Kenny Perry	276 (-12)	Vijay Singh - 278 (-10) Graeme McDowell - 278 (-10)	\$900,000	Bay Hill Club & Lodge, Orlando, FL (72/7,267)
3/21/2004	\$5,000,000	Chad Campbell	270 (-18)	Stuart Appleby - 276 (-12)	\$900,000	Bay Hill Club & Lodge, Orlando, FL (72/7,267)
Bay Hill Invitational presented by Cooper Tires						
3/23/2003	\$4,500,000	Tiger Woods	269 (-19)	Brad Faxon - 280 (-8) Kenny Perry - 280 (-8) Kirk Triplett - 280 (-8) Stewart Cink - 280 (-8)	\$810,000	Bay Hill Club & Lodge, Orlando, FL (72/7,239)
3/17/2002	\$4,000,000	Tiger Woods	275 (-13)	Michael Campbell - 279 (-9)	\$720,000	Bay Hill Club & Lodge, Orlando, FL (72/7,239)
Bay Hill Invitational						
3/18/2001	\$3,500,000	Tiger Woods	273 (-15)	Phil Mickelson - 274 (-14)	\$630,000	Bay Hill Club & Lodge, Orlando, FL (72/7,239)
3/19/2000	\$3,000,000	Tiger Woods	270 (-18)	Davis Love III - 274 (-14)	\$540,000	Bay Hill Club & Lodge, Orlando, FL (72/7,239)
3/21/1999	\$2,500,000	Tim Herron *	274 (-14)	Tom Lehman - 274 (-14)	\$450,000	Bay Hill Club & Lodge, Orlando, FL (72/7,196)
3/22/1998	\$2,000,000	Ernie Els	274 (-14)	Bob Estes - 278 (-10) Jeff Maggert - 278 (-10)	\$360,000	Bay Hill Club & Lodge, Orlando, FL (72/7,196)
3/23/1997	\$1,500,000	Phil Mickelson	272 (-16)	Stuart Appleby - 275 (-13)	\$270,000	Bay Hill Club & Lodge, Orlando, FL (72/7,207)
3/17/1996	\$1,200,000	Paul Goydos	275 (-13)	Jeff Maggert - 276 (-12)	\$216,000	Bay Hill Club & Lodge, Orlando, FL (72/7,114)
Nestle Invitational						
3/19/1995	\$1,200,000	Loren Roberts	272 (-16)	Brad Faxon - 274 (-14)	\$216,000	Bay Hill Club & Lodge, Orlando, FL (72/7,114)
3/20/1994	\$1,200,000	Loren Roberts	275 (-13)	Nick Price - 276 (-12) Fuzzy Zoeller - 276 (-12) Vijay Singh - 276 (-12)	\$216,000	Bay Hill Club & Lodge, Orlando, FL (72/7,114)
3/21/1993	\$1,000,000	Ben Crenshaw	280 (-8)	Davis Love III - 282 (-6) Rocco Mediate - 282 (-6) Vijay Singh - 282 (-6)	\$180,000	Bay Hill Club & Lodge, Orlando, FL (72/7,114)
3/22/1992	\$1,000,000	Fred Couples	269 (-19)	Gene Sauers - 278 (-10)	\$180,000	Bay Hill Club & Lodge, Orlando, FL (72/7,114)
3/17/1991	\$1,000,000	Andrew Magee	203 (-13)	Tom Sieckmann - 205 (-11)	\$180,000	Bay Hill Club & Lodge, Orlando, FL (72/7,114)
3/25/1990	\$900,000	Robert Gamez	274 (-14)	Greg Norman - 275 (-13)	\$162,000	Bay Hill Club & Lodge, Orlando, FL (72/7,114)
3/12/1989	\$800,000	Tom Kite *	278 (-6)	Davis Love III - 278 (-6)	\$144,000	Bay Hill Club & Lodge, Orlando, FL (71/7,103)
Hertz Bay Hill Classic						
3/20/1988	\$750,000	Paul Azinger	271 (-13)	Tom Kite - 276 (-8)	\$135,000	Bay Hill Club & Lodge, Orlando, FL (71/7,103)
3/15/1987	\$600,000	Payne Stewart	264 (-20)	David Frost - 267 (-17)	\$108,000	Bay Hill Club & Lodge, Orlando, FL (71/7,103)
3/16/1986	\$500,000	Dan Forsman	202 (-11)	Raymond Floyd - 203 (-10) Mike Hulbert - 203 (-10)	\$90,000	Bay Hill Club & Lodge, Orlando, FL (71/7,103)
3/10/1985	\$500,000	Fuzzy Zoeller	275 (-9)	Tom Watson - 277 (-7)	\$90,000	Bay Hill Club & Lodge, Orlando, FL (71/7,103)
Bay Hill Classic						
3/18/1984	\$400,000	Gary Koch *	272 (-12)	George Burns - 272 (-12)	\$72,000	Bay Hill Club & Lodge, Orlando, FL (71/7,103)
3/13/1983	\$350,000	Mike Nicolette *	283 (-1)	Greg Norman - 283 (-1)	\$63,000	Bay Hill Club & Lodge, Orlando, FL (71/7,103)
3/7/1982	\$300,000	Tom Kite *	278 (-6)	Jack Nicklaus - 278 (-6) Denis Watson - 278 (-6)	\$54,000	Bay Hill Club & Lodge, Orlando, FL (71/7,103)
3/1/1981	\$300,000	Andy Bean	266 (-18)	Tom Watson - 273 (-11)	\$54,000	Bay Hill Club & Lodge, Orlando, FL (71/7,103)
3/2/1980	\$300,000	Dave Eichelberger	279 (-5)	Leonard Thompson - 282 (-2)	\$54,000	Bay Hill Club & Lodge, Orlando, FL (71/7,103)
Bay Hill Citrus Classic						
3/4/1979	\$250,000	Bob Byman *	278 (-6)	John Schroeder - 278 (-6)	\$45,000	Bay Hill Club & Lodge, Orlando, FL (71/7,013)
Florida Citrus Open						
3/6/1978	\$200,000	Mac McLendon	271 (-17)	David Graham - 273 (-15)	\$40,000	Rio Pinar CC, Orlando, FL (72/7,012)
3/7/1977	\$200,000	Gary Koch	274 (-14)	Joe Inman - 276 (-12) Dale Hayes - 276 (-12)	\$40,000	Rio Pinar CC, Orlando, FL (72/7,012)
3/7/1976	\$200,000	Hale Irwin *	270 (-18)	Kermit Zarley - 270 (-18)	\$40,000	Rio Pinar CC, Orlando, FL (72/7,012)
3/9/1975	\$200,000	Lee Trevino	276 (-12)	Hale Irwin - 277 (-11)	\$40,000	Rio Pinar CC, Orlando, FL (72/7,012)
3/3/1974	\$150,000	Jerry Heard	273 (-15)	Homero Blancas - 276 (-12) Jim Jamieson - 276 (-12)	\$30,000	Rio Pinar CC, Orlando, FL (72/7,012)
3/4/1973	\$150,000	Bud Allin	265 (-23)	Charles Coody - 273 (-15)	\$30,000	Rio Pinar CC, Orlando, FL (72/7,012)
3/12/1972	\$150,000	Jerry Heard	276 (-12)	Bobby Mitchell - 278 (-10)	\$30,000	Rio Pinar CC, Orlando, FL (72/7,012)
Florida Citrus Invitational						
3/14/1971	\$150,000	Arnold Palmer	270 (-18)	Julius Boros - 271 (-17)	\$30,000	Rio Pinar CC, Orlando, FL (72/7,012)
3/8/1970	\$150,000	Bob Lunn	271 (-17)	Arnold Palmer - 272 (-16) Bob Stanton - 272 (-16)	\$30,000	Rio Pinar CC, Orlando, FL (72/7,012)
Florida Citrus Open Invitational						
3/9/1969	\$115,000	Ken Still	278 (-10)	Miller Barber - 279 (-9)	\$23,000	Rio Pinar CC, Orlando, FL (72/7,012)
3/17/1968	\$115,000	Dan Sikes	274 (-14)	Tom Weiskopf - 275 (-13)	\$23,000	Rio Pinar CC, Orlando, FL (72/7,012)
3/12/1967	\$115,000	Julius Boros	274 (-14)	George Knudson - 275 (-13) Arnold Palmer - 275 (-13)	\$23,000	Rio Pinar CC, Orlando, FL (72/7,012)
3/20/1966	\$110,000	Lionel Hebert	279 (-9)	Charles Coody - 281 (-7) Jack Nicklaus - 281 (-7) Dick Lytle - 281 (-7)	\$21,000	Rio Pinar CC, Orlando, FL (72/7,012)

* indicates playoff

THE PLAYERS Championship

Ponte Vedra Beach, Florida • March 14-17, 2019

TPC Sawgrass

Par/Yards: 36-36--72 | 7,189



FedExCup Points (first): 600



Winner: Rory McIlroy

FedExCup Points: 600

67-65-70-70 272 (-16) | \$2,250,000

Leaders

Round 1

Tommy Fleetwood	65 (-7)
Keegan Bradley	65 (-7)
Byeong Hun An	66 (-6)
Brian Harman	66 (-6)
Rory McIlroy	67 (-5)
Vaughn Taylor	67 (-5)
Ryan Moore	67 (-5)

Round 2

Tommy Fleetwood	132 (-12)
Rory McIlroy	132 (-12)
Brian Harman	135 (-9)
Jim Furyk	135 (-9)
Ian Poulter	135 (-9)
Abraham Ancer	135 (-9)

Round 3

Jon Rahm	201 (-15)
Tommy Fleetwood	202 (-14)
Rory McIlroy	202 (-14)
Jason Day	204 (-12)
Abraham Ancer	205 (-11)

Order of Finish (cut: 36 HOLES: 80 professionals at -1 (143) or better. 54 HOLES: 73 professionals at E (216) or better.)

Pos	Player	Scores	Total	FedExCup Points	Earnings	Pos	Player	Scores	Total	FedExCup Points	Earnings	Pos	Player	Scores	Total	FedExCup Points	Earnings
1	Rory McIlroy	67 65 70 70	272 (-16)	600	\$2,250,000	147	Patrick Reed	69 69 69 78	285 (-3)	9	\$31,389	CUT	Aaron Wise	71 74	145 (1)	--	--
2	Jim Furyk	71 64 71 67	273 (-15)	330	\$1,350,000	147	Bud Cauley	69 70 76 70	285 (-3)	9	\$31,389	CUT	Sam Ryder	74 71	145 (1)	--	--
T3	Jhonattan Vegas	72 69 67 66	274 (-14)	180	\$725,000	147	Andrew Landry	73 68 73 71	285 (-3)	9	\$31,389	CUT	Dominic Bozzelli	74 71	145 (1)	--	--
T3	Eddie Pepperell	72 68 68 66	274 (-14)	--	\$725,000	147	Jason Kokrak	73 68 70 70	285 (-3)	9	\$31,389	CUT	Chesson Hadley	76 70	146 (2)	--	--
T5	Brandt Snedeker	69 72 65 69	275 (-13)	110	\$456,250	147	Rickie Fowler	74 67 68 76	285 (-3)	9	\$31,389	CUT	Patrick Cantlay	75 71	146 (2)	--	--
T5	Tommy Fleetwood	65 67 70 73	275 (-13)	110	\$456,250	147	Sung Kang	73 66 74 72	285 (-3)	9	\$31,389	CUT	Harris English	70 76	146 (2)	--	--
T5	Dustin Johnson	69 68 69 69	275 (-13)	110	\$456,250	T56	Luke List	69 68 75 74	286 (-2)	5	\$27,250	CUT	Brian Stuard	75 71	146 (2)	--	--
T8	Hideki Matsuyama	71 72 66 67	276 (-12)	85	\$350,000	T56	Bubba Watson	72 71 70 73	286 (-2)	5	\$27,250	CUT	Ryan Armour	72 74	146 (2)	--	--
T8	Brian Harman	66 69 71 70	276 (-12)	85	\$350,000	T56	Scott Piercy	74 68 72 72	286 (-2)	5	\$27,250	CUT	Alex Cejka	73 73	146 (2)	--	--
T8	Jason Day	70 66 68 72	276 (-12)	85	\$350,000	T56	Louis Oosthuizen	73 70 73 70	286 (-2)	5	\$27,250	CUT	Alex Noren	70 76	146 (2)	--	--
T8	Justin Rose	74 66 68 68	276 (-12)	85	\$350,000	T56	Ian Poulter	69 66 75 76	286 (-2)	5	\$27,250	CUT	Martin Laird	76 70	146 (2)	--	--
T12	Adam Scott	70 69 68 70	277 (-11)	66	\$253,125	T56	Francesco Molinari	72 70 72 72	286 (-2)	5	\$27,250	CUT	Ryan Blaum	71 75	146 (2)	--	--
T12	Joel Dahmen	69 71 67 70	277 (-11)	66	\$253,125	T56	Brian Gay	76 67 68 75	286 (-2)	5	\$27,250	CUT	Stewart Cink	77 70	147 (3)	--	--
T12	Abraham Ancer	69 66 70 72	277 (-11)	66	\$253,125	T56	Chris Kirk	74 69 72 71	286 (-2)	5	\$27,250	CUT	Peter Uihlein	72 75	147 (3)	--	--
T12	Jon Rahm	69 68 64 76	277 (-11)	66	\$253,125	T56	Cameron Smith	72 70 73 71	286 (-2)	5	\$27,250	CUT	Shane Lowry	73 74	147 (3)	--	--
T16	Ollie Schniederjans	71 70 65 72	278 (-10)	56	\$193,750	T56	Brooks Koepka	72 71 73 70	286 (-2)	5	\$27,250	CUT	Talor Gooch	72 75	147 (3)	--	--
T16	Keegan Bradley	65 73 68 72	278 (-10)	56	\$193,750	T56	Si Woo Kim	73 68 72 73	286 (-2)	5	\$27,250	CUT	Austin Cook	72 75	147 (3)	--	--
T16	Webb Simpson	70 70 70 68	278 (-10)	56	\$193,750	T67	Daniel Berger	75 68 70 74	287 (-1)	4	\$25,500	CUT	Tyrell Hattton	74 74	148 (4)	--	--
T16	Nick Taylor	73 69 69 67	278 (-10)	56	\$193,750	T67	Scott Langley	69 72 75 71	287 (-1)	4	\$25,500	CUT	Kevin Tway	76 72	148 (4)	--	--
T20	Ryan Moore	67 74 69 69	279 (-9)	50	\$156,250	T67	Jimmy Walker	75 68 73 71	287 (-1)	4	\$25,500	CUT	Scott Brown	75 73	148 (4)	--	--
T20	Bryson DeChambeau	70 69 69 71	279 (-9)	50	\$156,250	70	Michael Thompson	69 71 72 76	288 (0)	3	\$25,000	CUT	Sam Saunders	75 73	148 (4)	--	--
T22	J.T. Poston	68 69 73 70	280 (-8)	43	\$125,000	71	Martin Kaymer	71 69 73 78	291 (3)	3	\$24,750	CUT	Danny Willett	75 73	148 (4)	--	--
T22	Sergio Garcia	69 70 74 67	280 (-8)	43	\$125,000	T72	Branden Grace	73 70 72 77	292 (4)	3	\$24,375	CUT	Phil Mickelson	74 74	148 (4)	--	--
T22	Kevin Kisner	68 68 71 73	280 (-8)	43	\$125,000	T72	Cheng Tsung Pan	72 70 74 76	292 (4)	3	\$24,375	CUT	Aaron Baddeley	75 73	148 (4)	--	--
T22	Tony Finau	69 71 68 72	280 (-8)	43	\$125,000	T74	Anirban Lahiri	70 71 76	217 (1)	3	\$23,750	CUT	Ted Potter, Jr.	74 74	148 (4)	--	--
T26	Billy Horschel	69 70 73 69	281 (-7)	36	\$94,375	T74	Jason Dufner	70 73 74	217 (1)	3	\$23,750	CUT	Lucas Glover	76 72	148 (4)	--	--
T26	Emiliano Grillo	70 72 73 66	281 (-7)	36	\$94,375	T74	Tyler Duncan	70 71 76	217 (1)	3	\$23,750	CUT	Charl Schwartzel	75 74	149 (5)	--	--
T26	Byeong Hun An	66 71 73 71	281 (-7)	36	\$94,375	77	Patrick Rodgers	72 70 76	218 (2)	3	\$23,250	CUT	Vijay Singh	73 76	149 (5)	--	--
T26	Matt Kuchar	69 70 72 70	281 (-7)	36	\$94,375	78	Kevin Na	71 70 78	219 (3)	2	\$23,000	CUT	Bronson Burgoon	73 76	149 (5)	--	--
T30	Tiger Woods	70 70 72 69	282 (-6)	28	\$77,625	T79	Patton Kizzire	71 70 79	220 (4)	2	\$22,625	CUT	Satoshi Kodaira	74 76	150 (6)	--	--
T30	Lucas Bjerregaard	70 70 70 72	282 (-6)	--	\$77,625	T79	Adam Long	71 72 77	220 (4)	2	\$22,625	CUT	John Huh	74 76	150 (6)	--	--
T30	Gary Woodland	72 69 73 68	282 (-6)	28	\$77,625	CUT	Haotong Li	69 75	144 (0)	--	--	CUT	Grayson Murray	72 78	150 (6)	--	--
T30	Matt Wallace	69 73 70 70	282 (-6)	--	\$77,625	CUT	Beau Hossler	70 74	144 (0)	--	--	CUT	Zach Johnson	73 77	150 (6)	--	--
T30	Tom Hoge	69 71 70 72	282 (-6)	28	\$77,625	CUT	Sungjae Im	73 71	144 (0)	--	--	CUT	Brandon Harkins	69 81	150 (6)	--	--
T35	Brice Garnett	71 69 73 70	283 (-5)	21	\$60,313	CUT	Trey Mullinax	69 75	144 (0)	--	--	CUT	Harold Varner III	74 76	150 (6)	--	--
T35	Justin Thomas	71 72 70 70	283 (-5)	21	\$60,313	CUT	Xander Schauffele	70 74	144 (0)	--	--	CUT	Andrew Putnam	76 75	151 (7)	--	--
T35	Russell Knox	70 68 73 72	283 (-5)	21	\$60,313	CUT	Brendan Steele	68 76	144 (0)	--	--	CUT	Adam Hadwin	76 75	151 (7)	--	--
T35	Charles Howell III	69 70 75 69	283 (-5)	21	\$60,313	CUT	Tyler Merritt	71 73	144 (0)	--	--	CUT	Danny Lee	75 77	152 (8)	--	--
T35	Rory Sabbatini	68 69 74 72	283 (-5)	21	\$60,313	CUT	Kyle Stanley	68 76	144 (0)	--	--	CUT	Paul Casey	78 74	152 (8)	--	--
T35	Seamus Power	74 67 73 69	283 (-5)	21	\$60,313	CUT	Scott Stallings	71 73	144 (0)	--	--	CUT	Charley Hoffman	75 77	152 (8)	--	--
T41	Vaughn Taylor	67 70 71 76	284 (-4)	14	\$45,000	CUT	Kevin Streelman	73 71	144 (0)	--	--	CUT	Michael Kim	74 78	152 (8)	--	--
T41	Thorbjorn Olesen	70 69 76 69	284 (-4)	--	\$45,000	CUT	Marc Leishman	71 73	144 (0)	--	--	CUT	Rafa Cabrera Bello	77 76	153 (9)	--	--
T41	Martin Trainer	73 69 72 70	284 (-4)	14	\$45,000	CUT	Nick Watney	70 75	145 (1)	--	--	CUT	Kiradech Aphibarnrat	84 69	153 (9)	--	--
T41	Corey Connors	72 70 68 74	284 (-4)	14	\$45,000	CUT	J.B. Holmes	73 72	145 (1)	--	--	W/D	J.J. Spaun	76	76 (4)	--	--
T41	Denny McCarthy	69 72 72 71	284 (-4)	14	\$45,000	CUT	Chez Reavie	71 74	145 (1)	--	--	W/D	Cameron Champ	78	78 (6)	--	--
T41	Matthew Fitzpatrick	70 71 72 71	284 (-4)	--	\$45,000	CUT	Ryan Palmer	71 74	145 (1)	--	--						
T47	Richy Werenski	72 71 68 74	285 (-3)	9	\$31,389	CUT	Henrik Stenson	75 70	145 (1)	--	--						
T47	Keith Mitchell	71 65 75 74	285 (-3)	9	\$31,389	CUT	Russell Henley	73 72	145 (1)	--	--						
T47	Kelly Kraft	73 70 71 71	285 (-3)	9	\$31,389	CUT	Jordan Spieth	76 69	145 (1)	--	--						

Notes

Rory McIlroy won his 15th career PGA TOUR title at THE PLAYERS Championship, his first TOUR win in nearly a year. After starting the final round one shot off the lead, won by one shot over 48-year-old Jim Furyk, marking his eighth come-from-behind victory in a stroke-play event, in his 156th career start at the age of 29 years, 10 months, 14 days.

Rory McIlroy joined Tiger Woods and Henrik Stenson as players to win at least one FedExCup, THE PLAYERS, a major and a World Golf Championships event.

As the 15th international winner of THE PLAYERS, Rory McIlroy became the first player from Northern Ireland to win the event.

TPC Sawgrass marked the third Pete Dye-designed course Rory McIlroy won a PGA TOUR event on, including The Ocean Course at Kiawah Island (2012 PGA Championship) and 2012 BMW Championship (Crooked Stick Golf Club).

In the final round, Jim Furyk birdied Nos. 10-11 and 16 and 18 to close with a 67, good for a solo-second. With a win, he would have surpassed Funk as the oldest champion in tournament history.

After beginning the final round seven strokes back, England's Eddie Pepperell recorded five birdies on his closing nine to finish T3, the best performance among 22 first-time participants in the 2019 field.

Jhonattan Vegas (T3) made tournament history, recording the longest putt made on No. 17 with a 69-foot, 7-inch birdie putt.

THE PLAYERS Championship 2019 marked the first time since 2006 the tournament was played in March. There were 24 players in the 2019 field who competed in March, including winners Tiger Woods (2001, 2013) and Adam Scott (2004).

WEATHER: Thursday: Partly cloudy. High of 76. Wind SE 12-22 mph. Due to darkness, play was suspended at 7:52 p.m. ET with one player (Anirban Lahiri) remaining on the course. The first round was completed at 8:56 a.m. ET **Friday:** Partly cloudy. High of 80. Wind S 10-18 mph. **Saturday:** Mostly cloudy. High of 66. Wind N 10-20 mph. **Sunday:** Cloudy with intermittent showers. High of 59. Wind N 8-22 mph.

Tournament Record: 264

Greg Norman (1994)

TPC Sawgrass: 63

Webb Simpson (2018), Brooks Koepka (2018), Jason Day (2016), Colt Knost (2016), Martin Kaymer (2014), Roberto Castro (2013), Greg Norman (1994), Fred Couples (1992)

Tournament History

End Date	Purse	Winner	Score	Runner-Up	Earnings	Location (Par/Yards)
THE PLAYERS Championship						
3/17/2019	\$12,500,000	Rory McIlroy	272 (-16)	Jim Furyk - 273 (-15)	\$2,250,000	TPC Sawgrass, Ponte Vedra Beach, FL (72/7,189)
5/13/2018	\$11,000,000	Webb Simpson	270 (-18)	Jimmy Walker - 274 (-14) Charl Schwartzel - 274 (-14) Xander Schauffele - 274 (-14)	\$1,980,000	TPC Sawgrass, Ponte Vedra Beach, FL (72/7,189)
5/14/2017	\$10,500,000	Si Woo Kim	278 (-10)	Ian Poulter - 281 (-7) Louis Oosthuizen - 281 (-7)	\$1,890,000	TPC Sawgrass, Ponte Vedra Beach, FL (72/7,189)
5/15/2016	\$10,500,000	Jason Day	273 (-15)	Kevin Chappell - 277 (-11)	\$1,890,000	TPC Sawgrass, Ponte Vedra Beach, FL (72/7,215)
5/10/2015	\$10,000,000	Rickie Fowler *	276 (-12)	Sergio Garcia - 276 (-12) Kevin Kisner - 276 (-12)	\$1,800,000	TPC Sawgrass, Ponte Vedra Beach, FL (72/7,215)
5/11/2014	\$10,000,000	Martin Kaymer	275 (-13)	Jim Furyk - 276 (-12)	\$1,800,000	TPC Sawgrass, Ponte Vedra Beach, FL (72/7,215)
5/12/2013	\$9,500,000	Tiger Woods	275 (-13)	Jeff Maggert - 277 (-11) Kevin Streelman - 277 (-11) David Lingmerth - 277 (-11)	\$1,710,000	TPC Sawgrass, Ponte Vedra Beach, FL (72/7,215)
5/13/2012	\$9,500,000	Matt Kuchar	275 (-13)	Ben Curtis - 277 (-11) Zach Johnson - 277 (-11) Martin Laird - 277 (-11) Rickie Fowler - 277 (-11)	\$1,710,000	TPC Sawgrass, Ponte Vedra Beach, FL (72/7,215)
5/15/2011	\$9,500,000	K.J. Choi *	275 (-13)	David Toms - 275 (-13)	\$1,710,000	TPC Sawgrass, Ponte Vedra Beach, FL (72/7,215)
5/9/2010	\$9,500,000	Tim Clark	272 (-16)	Robert Allenby - 273 (-15)	\$1,710,000	TPC Sawgrass, Ponte Vedra Beach, FL (72/7,215)
5/10/2009	\$9,500,000	Henrik Stenson	276 (-12)	Ian Poulter - 280 (-8)	\$1,710,000	TPC Sawgrass, Ponte Vedra Beach, FL (72/7,215)
5/11/2008	\$9,500,000	Sergio Garcia *	283 (-5)	Paul Goydos - 283 (-5)	\$1,710,000	TPC Sawgrass, Ponte Vedra Beach, FL (72/7,215)
5/13/2007	\$9,000,000	Phil Mickelson	277 (-11)	Sergio Garcia - 279 (-9)	\$1,620,000	TPC Sawgrass, Ponte Vedra Beach, FL (72/7,215)
3/26/2006	\$8,000,000	Stephen Ames	274 (-14)	Retief Goosen - 280 (-8)	\$1,440,000	TPC Sawgrass, Ponte Vedra Beach, FL (72/7,098)
3/27/2005	\$8,000,000	Fred Funk	279 (-9)	Tom Lehman - 280 (-8) Scott Verplank - 280 (-8) Luke Donald - 280 (-8)	\$1,440,000	TPC Sawgrass, Ponte Vedra Beach, FL (72/7,093)
3/28/2004	\$8,000,000	Adam Scott	276 (-12)	Padraig Harrington - 277 (-11)	\$1,440,000	TPC Sawgrass, Ponte Vedra Beach, FL (72/7,093)
3/30/2003	\$6,500,000	Davis Love III	271 (-17)	Jay Haas - 277 (-11) Padraig Harrington - 277 (-11)	\$1,170,000	TPC Sawgrass, Ponte Vedra Beach, FL (72/7,093)
3/24/2002	\$6,000,000	Craig Perks	280 (-8)	Stephen Ames - 282 (-6)	\$1,080,000	TPC Sawgrass, Ponte Vedra Beach, FL (72/7,093)
3/25/2001	\$6,000,000	Tiger Woods	274 (-14)	Vijay Singh - 275 (-13)	\$1,080,000	TPC Sawgrass, Ponte Vedra Beach, FL (72/7,093)
3/26/2000	\$6,000,000	Hal Sutton	278 (-10)	Tiger Woods - 279 (-9)	\$1,080,000	TPC Sawgrass, Ponte Vedra Beach, FL (72/7,093)
3/28/1999	\$5,000,000	David Duval	285 (-3)	Scott Gump - 287 (-11)	\$900,000	TPC Sawgrass, Ponte Vedra Beach, FL (72/6,950)
3/29/1998	\$4,000,000	Justin Leonard	278 (-10)	Tom Lehman - 280 (-8) Glen Day - 280 (-8)	\$720,000	TPC Sawgrass, Ponte Vedra Beach, FL (72/6,950)
3/30/1997	\$3,500,000	Steve Elkington	272 (-16)	Scott Hoch - 279 (-9)	\$630,000	TPC Sawgrass, Ponte Vedra Beach, FL (72/6,896)
3/31/1996	\$3,500,000	Fred Couples	270 (-18)	Tommy Tolles - 274 (-14) Colin Montgomerie - 274 (-14)	\$630,000	TPC Sawgrass, Ponte Vedra Beach, FL (72/6,896)
3/26/1995	\$3,000,000	Lee Janzen	283 (-5)	Bernhard Langer - 284 (-4)	\$540,000	TPC Sawgrass, Ponte Vedra Beach, FL (72/6,896)
3/27/1994	\$2,500,000	Greg Norman	264 (-24)	Fuzzy Zoeller - 268 (-20)	\$450,000	TPC Sawgrass, Ponte Vedra Beach, FL (72/6,896)
3/28/1993	\$2,500,000	Nick Price	270 (-18)	Bernhard Langer - 275 (-13)	\$450,000	TPC Sawgrass, Ponte Vedra Beach, FL (72/6,896)
3/29/1992	\$1,800,000	Davis Love III	273 (-15)	Ian Baker-Finch - 277 (-11) Phil Blackmar - 277 (-11) Nick Faldo - 277 (-11) Tom Watson - 277 (-11)	\$324,000	TPC Sawgrass, Ponte Vedra Beach, FL (72/6,896)
3/31/1991	\$1,600,000	Steve Elkington	276 (-12)	Fuzzy Zoeller - 277 (-11)	\$288,000	TPC Sawgrass, Ponte Vedra Beach, FL (72/6,896)
3/18/1990	\$1,500,000	Jodie Mudd	278 (-10)	Mark Calcavecchia - 279 (-9)	\$270,000	TPC Sawgrass, Ponte Vedra Beach, FL (72/6,896)
3/19/1989	\$1,350,000	Tom Kite	279 (-9)	Chip Beck - 280 (-8)	\$243,000	TPC Sawgrass, Ponte Vedra Beach, FL (72/6,857)
3/27/1988	\$1,250,000	Mark McCumber	273 (-15)	Mike Reid - 277 (-11)	\$225,000	TPC Sawgrass, Ponte Vedra Beach, FL (72/6,857)
Tournament Players Championship						
3/29/1987	\$1,000,000	Sandy Lyle *	274 (-14)	Jeff Sluman - 274 (-14)	\$180,000	TPC Sawgrass, Ponte Vedra Beach, FL (72/6,857)
3/30/1986	\$900,000	John Mahaffey	275 (-13)	Larry Mize - 276 (-12)	\$162,000	TPC Sawgrass, Ponte Vedra Beach, FL (72/6,857)
3/31/1985	\$900,000	Calvin Peete	274 (-14)	D.A. Weir - 277 (-11)	\$162,000	TPC Sawgrass, Ponte Vedra Beach, FL (72/6,857)
4/1/1984	\$800,000	Fred Couples	277 (-11)	Lee Trevino - 278 (-10)	\$144,000	TPC Sawgrass, Ponte Vedra Beach, FL (72/6,857)
3/27/1983	\$700,000	Hal Sutton	283 (-5)	Bob Eastwood - 284 (-4)	\$126,000	TPC Sawgrass, Ponte Vedra Beach, FL (72/6,857)
3/21/1982	\$500,000	Jerry Pate	280 (-8)	Brad Bryant - 282 (-6) Scott Simpson - 282 (-6)	\$90,000	TPC Sawgrass, Ponte Vedra Beach, FL (72/6,857)
3/22/1981	\$435,620	Raymond Floyd *	285 (-3)	Barry Jaekel - 285 (-3) Curtis Strange - 285 (-3)	\$72,000	Sawgrass CC, Ponte Vedra Beach, FL (72/7,174)
3/23/1980	\$440,000	Lee Trevino	278 (-10)	Ben Crenshaw - 279 (-9)	\$72,000	Sawgrass CC, Ponte Vedra Beach, FL (72/7,174)
3/25/1979	\$437,292	Lanny Wadkins	283 (3)	Tom Watson - 288 (8)	\$72,000	Sawgrass CC, Ponte Vedra Beach, FL (70/7,160)
3/19/1978	\$344,270	Jack Nicklaus	289 (9)	Lou Graham - 290 (10)	\$60,000	Sawgrass CC, Ponte Vedra Beach, FL (70/7,160)
3/20/1977	\$300,000	Mark Hayes	289 (9)	Mike McCullough - 291 (11)	\$60,000	Sawgrass CC, Ponte Vedra Beach, FL (70/7,160)
3/1/1976	\$300,000	Jack Nicklaus	269 (-19)	J.C. Snead - 272 (-16)	\$60,000	Inverrary G&CC (East), Lauderhill, FL (72/7,160)
8/24/1975	\$250,000	Al Geiberger	270 (-10)	Dave Stockton - 273 (-7)	\$50,000	Colonial CC, Fort Worth, TX (70/7,160)
9/2/1974	\$250,000	Jack Nicklaus	272 (-16)	J.C. Snead - 274 (-14)	\$50,000	Atlanta CC, (72/6,883)

* indicates playoff

The Honda Classic

Palm Beach Gardens, Florida • February 27-March 1, 2020

PGA National (Champion)

Par/Yards: 35-35--70 | 7,125



FedExCup Points (first): 500



Winner: Sungjae Im

FedExCup Points: 500

72-66-70-66 274 (-6) | \$1,260,000

Leaders

Round 1

Harris English	66 (-4)
Tom Lewis	66 (-4)
J.T. Poston	67 (-3)
Cameron Tringale	67 (-3)
Brian Stuard	67 (-3)
Lee Westwood	67 (-3)
Zach Johnson	67 (-3)
Sungjae Im	72 (+2)

Round 2

Brendan Steele	135 (-5)
Lee Westwood	136 (-4)
Luke Donald	136 (-4)
J.T. Poston	136 (-4)
Sepp Straka	137 (-3)
Cameron Davis	137 (-3)
Nick Watney	137 (-3)
Gary Woodland	137 (-3)
Sungjae Im	138 (-2)

Round 3

Tommy Fleetwood	205 (-5)
Brendan Steele	206 (-4)
Lee Westwood	207 (-3)
Luke Donald	207 (-3)
Charl Schwartzel	208 (-2)
Sungjae Im	208 (-2)
Daniel Berger	208 (-2)

Order of Finish (cut: 36 HOLES: 69 professionals at +3 (143) or better.)

Pos	Player	Scores	Total	FedExCup Points	Earnings	Pos	Player	Scores	Total	FedExCup Points	Earnings	Pos	Player	Scores	Total	FedExCup Points	Earnings
1	Sungjae Im	72 66 70 66	274 (-6)	500	\$1,260,000	T47	Brian Harman	71 72 74 69	286 (6)	9	\$18,573	CUT	Jim Furyk	78 68	146 (6)	--	--
2	Mackenzie Hughes	71 72 66 66	275 (-5)	300	\$763,000	T47	Danny Lee	70 73 73 70	286 (6)	9	\$18,573	CUT	Padraig Harrington	72 74	146 (6)	--	--
3	Tommy Fleetwood	70 68 67 71	276 (-4)	190	\$483,000	T53	Scott Stallings	70 72 76 69	287 (7)	6	\$16,555	CUT	Justin Rose	72 74	146 (6)	--	--
T4	Brendan Steele	68 67 71 71	277 (-3)	109	\$280,000	T53	Grayson Murray	73 68 70 76	287 (7)	6	\$16,555	CUT	Seung-Yul Noh	75 72	147 (7)	--	--
T4	Byeong-Hun An	76 66 68 67	277 (-3)	109	\$280,000	T53	Stewart Cink	73 69 71 74	287 (7)	6	\$16,555	CUT	Bo Hoag	75 72	147 (7)	--	--
T4	Lee Westwood	67 69 71 70	277 (-3)	--	\$280,000	T53	Sam Ryder	71 71 75 70	287 (7)	6	\$16,555	CUT	Kyle Stanley	73 74	147 (7)	--	--
T4	Daniel Berger	69 70 69 69	277 (-3)	109	\$280,000	57	Michael Thompson	70 73 75 70	288 (8)	6	\$16,170	CUT	Scott Brown	75 72	147 (7)	--	--
T8	Cameron Davis	70 67 73 68	278 (-2)	80	\$204,750	T58	Dylan Frittelli	74 69 72 74	289 (9)	5	\$15,890	CUT	Tom Hoge	72 75	147 (7)	--	--
T8	Russell Henley	70 69 70 69	278 (-2)	80	\$204,750	T58	Harry Higgs	72 68 72 77	289 (9)	5	\$15,890	CUT	Keith Mitchell	75 72	147 (7)	--	--
T8	Gary Woodland	70 67 74 67	278 (-2)	80	\$204,750	T58	Matthew Wolff	72 70 72 75	289 (9)	5	\$15,890	CUT	Tyler McCumber	73 75	148 (8)	--	--
T11	Brice Garnett	72 69 72 66	279 (-1)	60	\$145,250	T61	Austin Cook	72 70 76 72	290 (10)	5	\$15,470	CUT	Corey Conners	73 75	148 (8)	--	--
T11	Luke Donald	70 66 71 72	279 (-1)	60	\$145,250	T61	Mark Anderson	71 72 71 76	290 (10)	5	\$15,470	CUT	Brooks Koepka	74 74	148 (8)	--	--
T11	Mark Hubbard	69 71 69 70	279 (-1)	60	\$145,250	T61	Cameron Percy	69 74 74 73	290 (10)	5	\$15,470	CUT	Roger Sloan	74 74	148 (8)	--	--
T11	Robby Shelton	70 69 70 70	279 (-1)	60	\$145,250	T64	Fabian Gómez	72 69 79 71	291 (11)	4	\$15,120	CUT	Chris Stroud	72 76	148 (8)	--	--
T11	Maverick McNealy	70 69 71 69	279 (-1)	60	\$145,250	T64	Sam Burns	69 71 76 75	291 (11)	4	\$15,120	CUT	Michael Glicig	72 76	148 (8)	--	--
T11	Wyndham Clark	68 74 71 66	279 (-1)	60	\$145,250	66	Brian Stuard	67 75 77 73	292 (12)	4	\$14,910	CUT	Vincent Whaley	75 73	148 (8)	--	--
T17	Richy Werenski	70 68 73 69	280 (0)	48	\$103,250	67	Zach Johnson	67 75 76 75	293 (13)	4	\$14,770	CUT	Erik van Rooyen	74 74	148 (8)	--	--
T17	Charl Schwartzel	69 69 70 72	280 (0)	48	\$103,250	68	Patton Kizzire	70 72 74 78	294 (14)	3	\$14,630	CUT	Scott Harrington	74 74	148 (8)	--	--
T17	Ryan Palmer	70 72 68 70	280 (0)	48	\$103,250	69	Hayden Buckley	72 70 80 75	297 (17)	--	\$14,490	CUT	Ryan Armour	74 75	149 (9)	--	--
T17	Harris English	66 74 72 68	280 (0)	48	\$103,250	CUT	Matt Wallace	71 73	144 (4)	--	--	CUT	Brian Gay	74 75	149 (9)	--	--
T21	Hudson Swafford	70 69 73 69	281 (1)	38	\$70,583	CUT	Doc Redman	68 76	144 (4)	--	--	CUT	Vijay Singh	76 73	149 (9)	--	--
T21	Jimmy Walker	72 69 70 70	281 (1)	38	\$70,583	CUT	Tyler Duncan	72 72	144 (4)	--	--	CUT	Louis Oosthuizen	74 75	149 (9)	--	--
T21	Shane Lowry	69 69 73 70	281 (1)	38	\$70,583	CUT	Lucas Bjerregaard	73 71	144 (4)	--	--	CUT	Chesson Hadley	71 78	149 (9)	--	--
T21	Kramer Hickok	73 70 69 69	281 (1)	38	\$70,583	CUT	Sebastian Cappelen	72 72	144 (4)	--	--	CUT	Joseph Bramlett	77 72	149 (9)	--	--
T21	Brandon Hagy	70 71 69 71	281 (1)	38	\$70,583	CUT	John Huh	72 72	144 (4)	--	--	CUT	Peter Malnati	74 76	150 (10)	--	--
T21	Patrick Rodgers	69 71 72 69	281 (1)	38	\$70,583	CUT	Rickie Fowler	76 68	144 (4)	--	--	CUT	Wes Roach	75 75	150 (10)	--	--
T27	Sepp Straka	70 67 74 71	282 (2)	27	\$46,944	CUT	Kiradech Aphibarnrat	73 71	144 (4)	--	--	CUT	Arjun Atwal	75 75	150 (10)	--	--
T27	Cameron Tringale	67 72 72 71	282 (2)	27	\$46,944	CUT	Cheng Tsung Pan	72 72	144 (4)	--	--	CUT	Tim Wilkinson	69 81	150 (10)	--	--
T27	Adam Long	71 68 74 69	282 (2)	27	\$46,944	CUT	Sean O'Hair	73 71	144 (4)	--	--	CUT	Zac Blair	76 74	150 (10)	--	--
T27	Jamie Lovemark	69 69 73 71	282 (2)	27	\$46,944	CUT	Luke List	73 71	144 (4)	--	--	CUT	Doug Ghim	74 76	150 (10)	--	--
T27	Jason Dufner	70 72 68 72	282 (2)	27	\$46,944	CUT	Jim Herman	74 70	144 (4)	--	--	CUT	Viktor Hovland	77 73	150 (10)	--	--
T27	Jhonattan Vegas	70 71 69 72	282 (2)	27	\$46,944	CUT	Ted Potter, Jr.	72 72	144 (4)	--	--	CUT	Hank Lebioda	73 78	151 (11)	--	--
T27	Nick Watney	71 66 73 72	282 (2)	27	\$46,944	CUT	Chris Kirk	72 73	145 (5)	--	--	CUT	Robert Streb	77 74	151 (11)	--	--
T27	Ian Poulter	70 70 72 70	282 (2)	27	\$46,944	CUT	David Hearn	74 71	145 (5)	--	--	CUT	Emiliano Grillo	74 78	152 (12)	--	--
T35	Rory Sabbatini	71 69 69 74	283 (3)	20	\$36,400	CUT	D.J. Trahan	74 71	145 (5)	--	--	CUT	Camilo Villegas	75 77	152 (12)	--	--
T35	Aaron Wise	71 70 72 70	283 (3)	20	\$36,400	CUT	Daniel Wetterich	72 73	145 (5)	--	--	CUT	Bo Van Pelt	77 75	152 (12)	--	--
T35	J.T. Poston	67 69 73 74	283 (3)	20	\$36,400	CUT	Martin Trainer	72 73	145 (5)	--	--	CUT	Greg Chalmers	75 77	152 (12)	--	--
T38	Talor Gooch	71 69 75 69	284 (4)	17	\$31,150	CUT	Lucas Glover	72 73	145 (5)	--	--	CUT	Ryo Ishikawa	76 77	153 (13)	--	--
T38	Matthew NeSmith	71 72 70 71	284 (4)	17	\$31,150	CUT	Josh Teater	71 74	145 (5)	--	--	CUT	Davis Love III	75 79	154 (14)	--	--
T38	Beau Hossler	70 71 71 72	284 (4)	17	\$31,150	CUT	Russell Knox	73 72	145 (5)	--	--	CUT	Justin Bertsch	76 79	155 (15)	--	--
T38	Kyoung-Hoon Lee	69 71 71 73	284 (4)	17	\$31,150	CUT	Adam Schenk	75 70	145 (5)	--	--	CUT	Satoshi Kodaira	80 75	155 (15)	--	--
T42	Bud Cauley	70 72 72 71	285 (5)	12	\$24,850	CUT	Si Woo Kim	77 68	145 (5)	--	--	CUT	Henrik Norlander	75 81	156 (16)	--	--
T42	Billy Horschel	73 67 70 75	285 (5)	12	\$24,850	CUT	Joaquin Niemann	74 71	145 (5)	--	--	CUT	Matt Every	74 85	159 (19)	--	--
T42	Chris Baker	70 73 70 72	285 (5)	12	\$24,850	CUT	Chase Seiffert	74 72	146 (6)	--	--	W/D	Bronson Burgoon	72	72 (2)	--	--
T42	Vaughn Taylor	71 71 71 72	285 (5)	12	\$24,850	CUT	Denny McCarthy	73 73	146 (6)	--	--						
T42	Harold Varner III	69 70 76 70	285 (5)	12	\$24,850	CUT	Andrew McCain	72 74	146 (6)	--	--						
T47	Matt Jones	70 73 72 71	286 (6)	9	\$18,573	CUT	Keegan Bradley	70 76	146 (6)	--	--						
T47	Kurt Kitayama	70 71 71 74	286 (6)	--	\$18,573	CUT	Rob Oppenheim	71 75	146 (6)	--	--						
T47	Tom Lewis	66 75 71 74	286 (6)	9	\$18,573	CUT	Xinjun Zhang	73 73	146 (6)	--	--						
T47	Kevin Streelman	69 70 72 75	286 (6)	9	\$18,573	CUT	Kevin Tway	72 74	146 (6)	--	--						

Notes

Sungjae Im won his first PGA TOUR title in his 50th career start, shooting a final-round 66 to win The Honda Classic by one stroke. At age 21 years, 337 days, Im became the second player aged 21 or younger to win on the season (first: Joaquin Niemann).

At the 72nd hole, Sungjae Im got up-and-down from a greenside bunker to save par and ranked T3 for the week in Sand Save Percentage (75.00%). He led the field in Strokes Gained: Tee-to-Green (3.072 per round).

Following the win, Sungjae Im cracked the top 25 in the Official World Golf Ranking for the first time.

Mackenzie Hughes made the cut on the number and went on to finish solo-second, recording a pair of 66s in the final two rounds. Hughes played the final 36 holes three strokes better than any other player in the field.

The runner-up marked Mackenzie Hughes' best result on TOUR since winning The RSM Classic in 2016.

Tommy Fleetwood finished solo-third after holding a one-stroke 54-hole lead, the first 54-hole lead/co-lead of his career.

Lee Westwood tied three others for fourth, his best result on the PGA TOUR in a non-major since the 2013 Wells Fargo Championship.

WEATHER: Thursday: Mostly sunny. High of 64. Wind NW 8-18 mph. **Friday:** Sunny. High of 65. Wind NW 8-16 mph. **Saturday:** Sunny. High of 69. Wind NW 8-16 mph. **Sunday:** Sunny. High of 72. Wind E 10-18 mph.

Tournament Record: 264

Justin Leonard (2003)

PGA National (Champion): 61

Brian Harman (2012)

Tournament History

End Date	Purse	Winner	Score	Runner-Up	Earnings	Location (Par/Yards)
The Honda Classic						
3/1/2020	\$7,000,000	Sungjae Im	274 (-6)	Mackenzie Hughes - 275 (-5)	\$1,260,000	PGA National (Champion), Palm Beach Gardens, FL (70/7,125)
3/3/2019	\$6,800,000	Keith Mitchell	271 (-9)	Rickie Fowler - 272 (-8) Brooks Koepka - 272 (-8)	\$1,224,000	PGA National (Champion), Palm Beach Gardens, FL (70/7,125)
2/25/2018	\$6,600,000	Justin Thomas *	272 (-8)	Luke List - 272 (-8)	\$1,188,000	PGA National (Champion), Palm Beach Gardens, FL (70/7,140)
2/26/2017	\$6,400,000	Rickie Fowler	268 (-12)	Gary Woodland - 272 (-8) Morgan Hoffmann - 272 (-8)	\$1,152,000	PGA National (Champion), Palm Beach Gardens, FL (70/7,140)
2/28/2016	\$6,100,000	Adam Scott	271 (-9)	Sergio Garcia - 272 (-8)	\$1,098,000	PGA National (Champion), Palm Beach Gardens, FL (70/7,140)
3/1/2015	\$6,100,000	Padraig Harrington *	274 (-6)	Daniel Berger - 274 (-6)	\$1,098,000	PGA National (Champion), Palm Beach Gardens, FL (70/7,140)
3/2/2014	\$6,000,000	Russell Henley *	272 (-8)	Ryan Palmer - 272 (-8) Rory McIlroy - 272 (-8) Russell Knox - 272 (-8)	\$1,080,000	PGA National (Champion), Palm Beach Gardens, FL (70/7,140)
3/3/2013	\$6,000,000	Michael Thompson	271 (-9)	Geoff Ogilvy - 273 (-7)	\$1,080,000	PGA National (Champion), Palm Beach Gardens, FL (70/7,110)
3/4/2012	\$5,700,000	Rory McIlroy	268 (-12)	Tom Gillis - 270 (-10) Tiger Woods - 270 (-10)	\$1,026,000	PGA National (Champion), Palm Beach Gardens, FL (70/7,110)
3/6/2011	\$5,700,000	Rory Sabbatini	271 (-9)	Y.E. Yang - 272 (-8)	\$1,026,000	PGA National (Champion), Palm Beach Gardens, FL (70/7,158)
3/7/2010	\$5,600,000	Camilo Villegas	267 (-13)	Anthony Kim - 272 (-8)	\$1,008,000	PGA National (Champion), Palm Beach Gardens, FL (70/7,158)
3/8/2009	\$5,600,000	Y.E. Yang	271 (-9)	John Rollins - 272 (-8)	\$1,008,000	PGA National (Champion), Palm Beach Gardens, FL (70/7,158)
3/2/2008	\$5,500,000	Ernie Els	274 (-6)	Luke Donald - 275 (-5)	\$990,000	PGA National (Champion), Palm Beach Gardens, FL (70/7,158)
3/4/2007	\$5,500,000	Mark Wilson *	275 (-5)	José Coceres - 275 (-5) Boo Weekley - 275 (-5) Camilo Villegas - 275 (-5)	\$990,000	PGA National (Champion), Palm Beach Gardens, FL (70/7,241)
3/12/2006	\$5,500,000	Luke Donald	276 (-12)	Geoff Ogilvy - 278 (-10)	\$990,000	CC at Mirasol (Sunset), Palm Beach Gardens, FL (72/7,384)
3/13/2005	\$5,500,000	Padraig Harrington *	274 (-14)	Vijay Singh - 274 (-14) Joe Ogilvie - 274 (-14)	\$990,000	CC at Mirasol (Sunset), Palm Beach Gardens, FL (72/7,384)
3/14/2004	\$5,000,000	Todd Hamilton	276 (-12)	Davis Love III - 277 (-11)	\$900,000	CC at Mirasol (Sunset), Palm Beach Gardens, FL (72/7,468)
3/16/2003	\$5,000,000	Justin Leonard	264 (-24)	Davis Love III - 265 (-23) Chad Campbell - 265 (-23)	\$900,000	CC at Mirasol (Sunset), Palm Beach Gardens, FL (72/7,157)
3/10/2002	\$3,500,000	Matt Kuchar	269 (-19)	Brad Faxon - 271 (-17) Joey Sindelar - 271 (-17)	\$630,000	TPC Heron Bay, Coral Springs, FL (72/7,268)
Honda Classic						
3/11/2001	\$3,200,000	Jesper Parnevik	270 (-18)	Mark Calcavecchia - 271 (-17) Craig Perks - 271 (-17) Geoff Ogilvy - 271 (-17)	\$576,000	TPC Heron Bay, Coral Springs, FL (72/7,268)
3/12/2000	\$2,900,000	Dudley Hart	269 (-19)	Kevin Wentworth - 270 (-18) J.P. Hayes - 270 (-18)	\$522,000	TPC Heron Bay, Coral Springs, FL (72/7,268)
3/14/1999	\$2,600,000	Vijay Singh	277 (-11)	Payne Stewart - 279 (-9)	\$468,000	TPC Heron Bay, Coral Springs, FL (72/7,268)
3/15/1998	\$1,800,000	Mark Calcavecchia	270 (-18)	Vijay Singh - 273 (-15)	\$324,000	TPC Heron Bay, Coral Springs, FL (72/7,268)
3/16/1997	\$1,500,000	Stuart Appleby	274 (-14)	Michael Bradley - 275 (-13) Payne Stewart - 275 (-13)	\$270,000	TPC Heron Bay, Coral Springs, FL (72/7,268)
3/10/1996	\$1,300,000	Tim Herron	271 (-17)	Mark McCumber - 275 (-13)	\$234,000	TPC Eagle Trace, Coral Springs, FL (72/7,037)
3/12/1995	\$1,200,000	Mark O'Meara	275 (-9)	Nick Faldo - 276 (-8)	\$216,000	Weston Hills G&CC, Weston, FL (71/7,069)
3/13/1994	\$1,100,000	Nick Price	276 (-8)	Craig Pamy - 277 (-7)	\$198,000	Weston Hills G&CC, Weston, FL (71/7,069)
3/14/1993	\$1,100,000	Fred Couples *	207 (-9)	Robert Gamez - 207 (-9)	\$198,000	Weston Hills G&CC, Weston, FL (72/7,069)
3/15/1992	\$1,100,000	Corey Pavin *	273 (-15)	Fred Couples - 273 (-15)	\$198,000	Weston Hills G&CC, Weston, FL (72/7,069)
3/10/1991	\$1,000,000	Steve Pate	279 (-9)	Paul Azinger - 282 (-6) Dan Halldorson - 282 (-6)	\$180,000	TPC Eagle Trace, Coral Springs, FL (72/7,037)
3/11/1990	\$1,000,000	John Huston	282 (-6)	Mark Calcavecchia - 284 (-4)	\$180,000	TPC Eagle Trace, Coral Springs, FL (72/7,037)
3/5/1989	\$800,000	Blaine McCallister	266 (-22)	Payne Stewart - 270 (-18)	\$144,000	TPC Eagle Trace, Coral Springs, FL (72/7,037)
3/13/1988	\$700,000	Joey Sindelar	276 (-12)	Ed Fiori - 278 (-10) Sandy Lyle - 278 (-10) Payne Stewart - 278 (-10)	\$126,000	TPC Eagle Trace, Coral Springs, FL (72/7,037)
3/8/1987	\$600,000	Mark Calcavecchia	279 (-9)	Bernhard Langer - 282 (-6) Payne Stewart - 282 (-6)	\$108,000	TPC Eagle Trace, Coral Springs, FL (72/7,030)
3/2/1986	\$500,000	Kenny Knox	287 (-1)	Andy Bean - 288 John Mahaffey - 288 Jodie Mudd - 288 Clarence Rose - 288	\$90,000	TPC Eagle Trace, Coral Springs, FL (72/7,030)
3/3/1985	\$500,000	Curtis Strange *	275 (-13)	Peter Jacobsen - 275 (-13)	\$90,000	TPC Eagle Trace, Coral Springs, FL (72/7,030)
3/4/1984	\$500,000	Bruce Lietzke *	280 (-8)	Andy Bean - 280 (-8)	\$90,000	TPC Eagle Trace, Coral Springs, FL (72/7,030)
Honda Inverrary Classic						
3/6/1983	\$400,000	Johnny Miller	278 (-10)	Jack Nicklaus - 280 (-8)	\$72,000	Inverrary G&CC (East), Lauderhill, FL (72/7,128)
3/6/1982	\$400,000	Hale Irwin	269 (-19)	George Burns - 270 (-18) Tom Kite - 270 (-18)	\$72,000	Inverrary G&CC (East), Lauderhill, FL (72/7,128)
American Motors Inverrary Classic						
3/8/1981	\$300,000	Tom Kite	274 (-14)	Jack Nicklaus - 275 (-13)	\$54,000	Inverrary G&CC (East), Lauderhill, FL (72/7,128)
Jackie Gleason-Inverrary Classic						
3/9/1980	\$300,000	Johnny Miller	274 (-14)	Charles Coody - 276 (-12) Bruce Lietzke - 276 (-12)	\$54,000	Inverrary G&CC (East), Lauderhill, FL (72/7,128)
3/11/1979	\$300,000	Larry Nelson	274 (-14)	Grier Jones - 277 (-11)	\$54,000	Inverrary G&CC (East), Lauderhill, FL (72/7,128)
2/26/1978	\$250,000	Jack Nicklaus	276 (-12)	Grier Jones - 277 (-11)	\$50,000	Inverrary G&CC (East), Lauderhill, FL (72/7,128)
2/27/1977	\$250,000	Jack Nicklaus	275 (-13)	Gary Player - 280 (-8)	\$50,000	Inverrary G&CC (East), Lauderhill, FL (72/7,128)
3/2/1975	\$260,000	Bob Murphy	273 (-15)	Eddie Pearce - 274 (-14)	\$52,000	Inverrary G&CC (East), Lauderhill, FL (72/7,128)
2/24/1974	\$260,000	Leonard Thompson	278 (-10)	Hale Irwin - 279 (-9)	\$52,000	Inverrary G&CC (East), Lauderhill, FL (72/7,128)
Jackie Gleason Inverrary-National Airlines Classic						
2/25/1973	\$260,000	Lee Trevino	279 (-9)	Forrest Fezler - 280 (-8)	\$52,000	Inverrary G&CC (East), Lauderhill, FL (72/7,128)
Jackie Gleason's Inverrary Classic						
2/27/1972	\$260,000	Tom Weiskopf	278 (-10)	Jack Nicklaus - 279 (-9)	\$52,000	Inverrary G&CC (East), Lauderhill, FL (72/7,128)

* indicates playoff

World Golf Championships-Dell Technologies Match Play

Austin, Texas • March 27-31, 2019

Austin Country Club

Par/Yards: 35-36--71 | 7,108



Winner: Kevin Kisner

FedExCup Points: 550 | \$1,745,000

DELL
Technologies

MATCH PLAY
FedExCup Points (first): 550

Order of Finish

Round	Players	Result	Round	Players	Result	Round	Players	Result	
Championship	Kevin Kisner def. Matt Kuchar	3 and 2	Round 3	Tyrell Hatton def. Lee Westwood	3 and 1	Round 2	Webb Simpson and Satoshi Kodaira	Tied	
Consolation	Francesco Molinari def. Lucas Bjerregaard	4 and 2		Rafa Cabrera Bello def. Xander Schauffele	1-up		Francesco Molinari def. Thorbjørn Olesen	4 and 3	
Semifinals	Kevin Kisner def. Francesco Molinari	1-up		Justin Harding def. Luke List	2-up		Abraham Ancer def. Cameron Smith	3 and 2	
Quarterfinals	Matt Kuchar def. Lucas Bjerregaard	1-up		Rory McIlroy def. Matthew Fitzpatrick	4 and 2		Charles Howell III and Paul Casey	Tied	
	Francesco Molinari def. Kevin Na	6 and 5		Aaron Wise def. Brandt Snedeker	6 and 4	Round 1	Branden Grace def. Hideki Matsuyama	4 and 3	
	Kevin Kisner def. Louis Oosthuizen	2 and 1		Tiger Woods def. Patrick Cantlay	4 and 2		Dustin Johnson def. Chez Reavie	4 and 3	
Matt Kuchar def. Sergio Garcia	2-up		Lucas Bjerregaard def. Matt Wallace	1-up	Sergio Garcia def. Shane Lowry		4 and 2		
Round of 16	Lucas Bjerregaard def. Tiger Woods	1-up		Keegan Bradley and Justin Thomas	Tied		Andrew Putnam def. Patrick Reed	3 and 2	
	Kevin Na def. Justin Rose	2-up		Henrik Stenson def. Jim Furyk	5 and 4		Matt Kuchar def. J.B. Holmes	3 and 1	
	Francesco Molinari def. Paul Casey	5 and 4		Phil Mickelson def. Jason Day	2-up		Jon Rahm def. Si Woo Kim	7 and 5	
	Kevin Kisner def. Haotong Li	6 and 5	Round 2	Alex Noren def. Tom Lewis	4 and 2		Tyrell Hatton def. Rafa Cabrera Bello	4 and 3	
	Louis Oosthuizen def. Marc Leishman	2 and 1			Haotong Li def. Brooks Koepka	1-up		Xander Schauffele def. Lee Westwood	1-up
	Sergio Garcia def. Branden Grace	1-up			Keith Mitchell def. Ian Poulter	1-up		Justin Harding def. Matthew Fitzpatrick	1-up
	Matt Kuchar def. Tyrell Hatton	4 and 3		Kevin Kisner def. Tony Finau	2-up		Rory McIlroy def. Luke List	5 and 4	
	Tiger Woods def. Rory McIlroy	2 and 1		Marc Leishman def. Russell Knox	2-up		Brandt Snedeker and Patrick Cantlay	Tied	
	Lucas Bjerregaard def. Henrik Stenson	3 and 2		Kiradech Aphibarnrat def. Bryson DeChambeau	2 and 1		Tiger Woods def. Aaron Wise	3 and 1	
	Emiliano Grillo def. Eddie Pepperell	4 and 3		Louis Oosthuizen def. Byeong Hun An	1-up		Matt Wallace def. Keegan Bradley	1-up	
	Justin Rose def. Gary Woodland	1-up		Kyle Stanley and Tommy Fleetwood	Tied		Lucas Bjerregaard def. Justin Thomas	3 and 2	
Round 3	Kevin Na def. Billy Horschel	3 and 1		Chez Reavie and Hideki Matsuyama	Tied		Henrik Stenson def. Phil Mickelson	2 and 1	
	Bubba Watson def. Jordan Spieth	1-up		Branden Grace def. Dustin Johnson	1-up		Jim Furyk def. Jason Day	2-up	
	Satoshi Kodaira def. Thorbjørn Olesen	3 and 1		Sergio Garcia def. Andrew Putnam	5 and 4		Gary Woodland def. Eddie Pepperell	2 and 1	
	Francesco Molinari def. Webb Simpson	2 and 1		Shane Lowry and Patrick Reed	Tied		Justin Rose def. Emiliano Grillo	2 and 1	
	Abraham Ancer def. Charles Howell III	5 and 3		Matt Kuchar def. Si Woo Kim	6 and 4		Billy Horschel and Jordan Spieth	Tied	
	Paul Casey def. Cameron Smith	4 and 3		J.B. Holmes def. Jon Rahm	2 and 1		Kevin Na def. Bubba Watson	1-up	
	Tom Lewis def. Haotong Li	1-up		Lee Westwood and Rafa Cabrera Bello	Tied		Torbjørn Olesen def. Webb Simpson	2 and 1	
	Alex Noren def. Brooks Koepka	3 and 2		Tyrell Hatton and Xander Schauffele	Tied		Francesco Molinari def. Satoshi Kodaira	5 and 4	
	Kevin Kisner def. Keith Mitchell	2 and 1		Luke List def. Matthew Fitzpatrick	2 and 1		Charles Howell III def. Cameron Smith	2 and 1	
	Ian Poulter def. Tony Finau	1-up		Rory McIlroy def. Justin Harding	3 and 2		Paul Casey def. Abraham Ancer	5 and 3	
	Russell Knox def. Kiradech Aphibarnrat	2-up		Patrick Cantlay def. Aaron Wise	4 and 2		Haotong Li def. Alex Noren	5 and 4	
	Marc Leishman def. Bryson DeChambeau	5 and 4		Brandt Snedeker def. Tiger Woods	2 and 1		Tom Lewis and Brooks Koepka	Tied	
	Byeong Hun An def. Kyle Stanley	6 and 5		Keegan Bradley and Lucas Bjerregaard	Tied		Ian Poulter def. Kevin Kisner	2-up	
	Louis Oosthuizen def. Tommy Fleetwood	4 and 3		Justin Thomas def. Matt Wallace	3 and 1		Tony Finau def. Keith Mitchell	2 and 1	
	Branden Grace def. Chez Reavie	2 and 1		Jim Furyk def. Phil Mickelson	1-up		Marc Leishman def. Kiradech Aphibarnrat	2-up	
	Hideki Matsuyama def. Dustin Johnson	3 and 2		Henrik Stenson def. Jason Day	4 and 3		Bryson DeChambeau def. Russell Knox	3 and 1	
	Shane Lowry def. Andrew Putnam	3 and 2		Gary Woodland def. Emiliano Grillo	1-up		Kyle Stanley def. Louis Oosthuizen	3 and 2	
	Patrick Reed def. Sergio Garcia	2 and 1		Justin Rose and Eddie Pepperell	Tied		Tommy Fleetwood def. Byeong Hun An	3 and 2	
	J.B. Holmes def. Si Woo Kim	6 and 4		Jordan Spieth def. Kevin Na	3 and 2				
	Matt Kuchar and Jon Rahm	Tied		Billy Horschel def. Bubba Watson	2 and 1				

Notes

After losing the Championship Match a year earlier to Bubba Watson, Kevin Kisner defeated Matt Kuchar, 3 and 2, in the final match at the World Golf Championships-Dell Technologies Match Play for his first career World Golf Championships title and third PGA TOUR victory in his 196th start at the age of 35 years, 1 month, 16 days. As the fifth player to play in the Championship Match in back-to-back years, became the first runner-up to win the following season. In the opening match, Kevin Kisner lost to Ian Poulter, 2-up, becoming the first player in tournament history to lose his opening match and go on to win the title.

Playing in the Championship Match for the second time in his career, 2013 winner Matt Kuchar finished runner-up as he sought to become the first player in his 40s to win the WGC-Dell Technologies Match Play.

Italy's Francesco Molinari defeated Denmark's Lucas Bjerregaard in the Consolation Match, 4 and 2, to finish alone in third place. At No. 7, Molinari was the highest seed to advance to the Quarterfinals.

In his eighth career PGA TOUR start, Lucas Bjerregaard gained worldwide attention for eliminating Tiger Woods in the Quarterfinals, 1-up.

Tiger Woods made his first start in the event since 2013, competing in the state of Texas for the first time since 2005. The three-time winner of the Dell Technologies Match Play advanced to the Quarterfinals for the first time since 2008, his most recent victory in the event.

Going head-to-head for the first time in match play on the PGA TOUR, Tiger Woods eliminated Rory McIlroy with a 2-and-1 victory in the Quarterfinals.

Of the top 16 seeds, five players advanced to the Round of 16: Justin Rose (2), Rory McIlroy (4), Francesco Molinari (7), Paul Casey (10) and Tiger Woods (13).

Five players went undefeated in Group Play matches: Branden Grace, Marc Leishman, Rory McIlroy, Francesco Molinari and Henrik Stenson.

For the third consecutive year, and fourth time in the last five years, the defending champion failed to advance out of Group Play.

WEATHER: Wednesday: Partly cloudy. High of 79. Wind SSE 10-20 mph. **Thursday:** Mostly cloudy. High of 78. Wind SSE 12-25 mph. **Friday:** Mostly cloudy and breezy. High of 80. Wind S 12-22 mph. **Saturday:** Partly cloudy and breezy. High of 60. Wind N 15-25 mph. **Sunday:** Mostly cloudy. Mostly cloudy. High of 59. Wind NNE 8-16 mph.

Tournament History

End Date	Purse	Winner	Runner-Up	Earnings	Location (Par/Yards)
World Golf Championships-Dell Technologies Match Play					
3/31/2019	\$10,250,000	Kevin Kisner	Matt Kuchar	\$1,745,000	Austin Country Club, Austin, TX (71/7,108)
3/25/2018	\$10,000,000	Bubba Watson	Kevin Kisner	\$1,700,000	Austin Country Club, Austin, TX (71/7,108)
3/26/2017	\$9,750,000	Dustin Johnson	Jon Rahm	\$1,660,000	Austin Country Club, Austin, TX (71/7,108)
World Golf Championships-Dell Match Play					
3/27/2016	\$9,500,000	Jason Day	Louis Oosthuizen	\$1,620,000	Austin Country Club, Austin, TX (71/7,073)
World Golf Championships-Cadillac Match Play					
5/3/2015	\$9,250,000	Rory McIlroy	Gary Woodland	\$1,570,000	TPC Harding Park, San Francisco, CA (71/7,127)
World Golf Championships-Accenture Match Play Championship					
2/23/2014	\$9,000,000	Jason Day	Victor Dubuisson	\$1,530,000	The GC at Dove Mountain, Marana, AZ (72/7,791)
2/24/2013	\$8,750,000	Matt Kuchar	Hunter Mahan	\$1,500,000	The GC at Dove Mountain, Marana, AZ (72/7,791)
2/26/2012	\$8,500,000	Hunter Mahan	Rory McIlroy	\$1,400,000	Ritz-Carlton GC, Dove Mountain, Marana, AZ (72/7,791)
2/27/2011	\$8,500,000	Luke Donald	Martin Kaymer	\$1,400,000	Ritz-Carlton GC, Dove Mountain, Marana, AZ (72/7,791)
2/21/2010	\$8,500,000	Ian Poulter	Paul Casey	\$1,400,000	Ritz-Carlton GC, Dove Mountain, Marana, AZ (72/7,849)
3/1/2009	\$8,500,000	Geoff Ogilvy	Paul Casey	\$1,400,000	Ritz-Carlton GC, Dove Mountain, Marana, AZ (72/7,849)
2/24/2008	\$8,000,000	Tiger Woods	Stewart Cink	\$1,350,000	The Gallery at Dove Mountain, Marana, AZ (72/7,413)
2/25/2007	\$8,000,000	Henrik Stenson	Geoff Ogilvy	\$1,350,000	The Gallery at Dove Mountain, Marana, AZ (72/7,466)
2/26/2006	\$7,500,000	Geoff Ogilvy	Davis Love III	\$1,300,000	La Costa Resort and Spa, Carlsbad, CA (72/7,277)
2/27/2005	\$7,500,000	David Toms	Chris DiMarco	\$1,300,000	La Costa Resort and Spa, Carlsbad, CA (72/7,277)
2/29/2004	\$7,000,000	Tiger Woods	Davis Love III	\$1,200,000	La Costa Resort and Spa, Carlsbad, CA (72/7,247)
3/2/2003	\$6,000,000	Tiger Woods	David Toms	\$1,050,000	La Costa Resort and Spa, Carlsbad, CA (72/7,247)
2/24/2002	\$5,500,000	Kevin Sutherland	Scott McCarron	\$1,000,000	La Costa Resort and Spa, Carlsbad, CA (72/7,022)
1/7/2001	\$5,000,000	Steve Stricker	Pierre Fulke	\$1,000,000	The Metropolitan Club, (72/7,066)
2/27/2000	\$5,000,000	Darren Clarke	Tiger Woods	\$1,000,000	La Costa Resort and Spa, Carlsbad, CA (72/7,022)
2/28/1999	\$5,000,000	Jeff Maggert	Andrew Magee	\$1,000,000	La Costa Resort and Spa, Carlsbad, CA (72/7,022)

* indicates playoff

Corales Puntacana Resort & Club Championship

Punta Cana, Dominican Republic • March 28-31, 2019

Corales Golf Club

Par/Yards: 36-36--72 | 7,670



FedExCup Points (first): 300



Winner: Graeme McDowell

FedExCup Points: 300

73-64-64-69 270 (-18) | \$540,000

Leaders

Round 1

Matt Jones	66 (-6)
Joel Dahmen	66 (-6)
Paul Dunne	66 (-6)
Sungjae Im	67 (-5)
6 tied at position	68 (-4)
Graeme McDowell	73 (+1)

Round 2

Sungjae Im	134 (-10)
Paul Dunne	135 (-9)
Jonathan Byrd	135 (-9)
George McNeill	135 (-9)
Aaron Baddeley	135 (-9)
Graeme McDowell	137 (-7)

Round 3

Graeme McDowell	201 (-15)
Chris Stroud	202 (-14)
Aaron Baddeley	203 (-13)
Sungjae Im	203 (-13)
Kelly Kraft	205 (-11)
Mackenzie Hughes	205 (-11)
Paul Dunne	205 (-11)
Sepp Straka	205 (-11)

Order of Finish (cut: 36 HOLES: 74 professionals at -2 (142) or better.)

Pos	Player	Scores	Total	FedExCup Points	Earnings	Pos	Player	Scores	Total	FedExCup Points	Earnings	Pos	Player	Scores	Total	FedExCup Points	Earnings
1	Graeme McDowell	73 64 64 69	270 (-18)	300	\$540,000	T44	Shawn Stefani	74 67 70 71	282 (-6)	6	\$8,670	CUT	Matt Every	70 75	145 (1)	--	--
T2	Chris Stroud	70 68 64 69	271 (-17)	135	\$264,000	T44	Charlie Beljan	70 69 72 71	282 (-6)	6	\$8,670	CUT	Tommy Gainey	73 72	145 (1)	--	--
T2	Mackenzie Hughes	69 70 66 66	271 (-17)	135	\$264,000	T44	Wes Roach	71 71 68 72	282 (-6)	6	\$8,670	CUT	Nicholas Lindheim	74 71	145 (1)	--	--
4	Jonathan Byrd	68 67 71 66	272 (-16)	80	\$144,000	T44	Roberto Diaz	68 74 67 73	282 (-6)	6	\$8,670	CUT	Hudson Swafford	74 71	145 (1)	--	--
T5	Kelly Kraft	70 67 68 68	273 (-15)	63	\$114,000	T44	Brandon Harkins	73 69 69 71	282 (-6)	6	\$8,670	CUT	Adam Svensson	73 72	145 (1)	--	--
T5	Chip McDaniel	72 67 71 63	273 (-15)	--	\$114,000	T52	Cameron Tringale	72 69 70 72	283 (-5)	4	\$6,926	CUT	Cameron Davis	74 71	145 (1)	--	--
T7	Sungjae Im	67 67 69 71	274 (-14)	50	\$93,500	T52	John Merrick	72 68 71 72	283 (-5)	4	\$6,926	CUT	Sebastián Muñoz	73 72	145 (1)	--	--
T7	George McNeill	70 65 71 68	274 (-14)	50	\$93,500	T52	Hunter Mahan	74 68 72 69	283 (-5)	4	\$6,926	CUT (A)	Juan Cayro Delgado	73 72	145 (1)	--	--
T7	Aaron Baddeley	68 67 68 71	274 (-14)	50	\$93,500	T52	Chris Couch	70 72 70 71	283 (-5)	4	\$6,926	CUT	Dru Love	72 73	145 (1)	--	--
T10	D.J. Trahan	69 72 68 66	275 (-13)	39	\$78,000	T52	Joey Garber	71 71 70 71	283 (-5)	4	\$6,926	CUT	Justin Bertsch	75 71	146 (2)	--	--
T10	Kramer Hickok	71 68 69 67	275 (-13)	39	\$78,000	T52	Curtis Luck	71 71 72 69	283 (-5)	4	\$6,926	CUT	Kyle Jones	70 76	146 (2)	--	--
T12	Paul Dunne	66 69 70 71	276 (-12)	--	\$57,000	T52	Max Homa	70 70 71 72	283 (-5)	4	\$6,926	CUT	Joaquin Niemann	71 75	146 (2)	--	--
T12	Sam Burns	68 74 68 66	276 (-12)	31	\$57,000	T59	Tyler Duncan	71 71 70 72	284 (-4)	3	\$6,630	CUT	Hiram Silfa	76 70	146 (2)	--	--
T12	Ben Silverman	70 68 69 69	276 (-12)	31	\$57,000	T59	Sangmoon Bae	70 68 72 74	284 (-4)	3	\$6,630	CUT	Tim Herron	73 73	146 (2)	--	--
T12	Joel Dahmen	66 71 72 67	276 (-12)	31	\$57,000	T61	Charl Schwartzel	71 71 72 71	285 (-3)	3	\$6,450	CUT	John Rollins	76 70	146 (2)	--	--
T12	Graeme McDowell	69 69 70 68	276 (-12)	31	\$57,000	T61	Jim Herman	69 70 76 70	285 (-3)	3	\$6,450	CUT	Robert Allenby	75 72	147 (3)	--	--
T12	Brady Schnell	68 70 69 69	276 (-12)	31	\$57,000	T61	Hank Lebioda	71 71 71 72	285 (-3)	3	\$6,450	CUT	José de Jesús Rodríguez	72 75	147 (3)	--	--
T18	Dylan Frittelli	71 67 72 67	277 (-11)	28	\$40,500	T61	Trey Mullinax	71 70 69 75	285 (-3)	3	\$6,450	CUT	Anders Albertson	76 71	147 (3)	--	--
T18	Matt Jones	66 71 73 67	277 (-11)	28	\$40,500	T65	Harris English	71 70 75 70	286 (-2)	2	\$6,270	CUT	Mike Ballo, Jr.	73 75	148 (4)	--	--
T18	David Hearn	72 70 66 69	277 (-11)	28	\$40,500	T65	Parker McLachlin	69 70 71 76	286 (-2)	2	\$6,270	CUT	Billy Hurley III	74 74	148 (4)	--	--
T18	Seth Reeves	69 71 68 69	277 (-11)	28	\$40,500	T67	John Senden	73 68 75 71	287 (-1)	2	\$6,150	CUT	Dicky Pride	75 73	148 (4)	--	--
T22	Jonas Blixt	71 65 70 72	278 (-10)	24	\$30,000	T67	John Chin	71 71 70 75	287 (-1)	2	\$6,150	CUT	Chris Thompson	73 75	148 (4)	--	--
T22	Peter Uihlein	73 68 67 70	278 (-10)	24	\$30,000	T69	Julio Santos	72 70 73 75	290 (2)	--	\$5,970	CUT	D.A. Points	74 75	149 (5)	--	--
T22	David Lipsky	71 71 66 70	278 (-10)	--	\$30,000	T69	Derek Fathauer	73 66 74 77	290 (2)	2	\$5,970	CUT	Jacob Eggers	76 73	149 (5)	--	--
T22	Jim Knous	70 68 70 70	278 (-10)	24	\$30,000	T69	Ryan Vermeer	72 70 77 71	290 (2)	--	\$5,970	CUT (A)	Rhadames Peña	76 73	149 (5)	--	--
T26	Stephan Jaeger	69 69 72 69	279 (-9)	18	\$21,300	T69	Jason Bohn	76 65 77 72	290 (2)	2	\$5,970	CUT	Fabian Gómez	78 72	150 (6)	--	--
T26	Steve Han	71 68 69 71	279 (-9)	--	\$21,300	T73	Chad Campbell	73 69 76 75	293 (5)	2	\$5,820	CUT	Heath Slocum	75 75	150 (6)	--	--
T26	Julian Etlain	72 69 66 72	279 (-9)	18	\$21,300	74	Omar Uresti	73 69 79 77	298 (10)	2	\$5,760	CUT	Andres Romero	75 76	151 (7)	--	--
T26	Kyoung-Hoon Lee	71 68 67 73	279 (-9)	18	\$21,300	CUT	Brian Davis	70 73	143 (-1)	--	--	CUT	Alex Cejka	74 77	151 (7)	--	--
T26	Jhonnatan Vegas	69 69 69 72	279 (-9)	18	\$21,300	CUT	Ricky Barnes	77 66	143 (-1)	--	--	CUT	Theo Humphrey	75 76	151 (7)	--	--
T26	Denny McCarthy	69 69 71 70	279 (-9)	18	\$21,300	CUT	J.J. Henry	71 72	143 (-1)	--	--	CUT	Tom Lovelady	81 70	151 (7)	--	--
T26	Sepp Straka	68 70 67 74	279 (-9)	18	\$21,300	CUT	Johnson Wagner	70 73	143 (-1)	--	--	CUT	Zach Zaback	79 73	152 (8)	--	--
T33	Adam Schenk	71 68 70 71	280 (-8)	13	\$15,850	CUT	Brian Stuard	71 72	143 (-1)	--	--	CUT	Cameron Beckman	77 75	152 (8)	--	--
T33	Ben Crane	70 69 68 73	280 (-8)	13	\$15,850	CUT	Roger Sloan	71 72	143 (-1)	--	--	CUT	Jonathan Kaye	76 77	153 (9)	--	--
T33	Freddie Jacobson	72 67 73 68	280 (-8)	13	\$15,850	CUT	David Lingmerth	69 74	143 (-1)	--	--	CUT (A)	Tony Romo	79 80	159 (15)	--	--
T33	Daniel Chopra	73 68 70 69	280 (-8)	13	\$15,850	CUT	Robert Streb	75 68	143 (-1)	--	--	CUT	George Riley	85 77	162 (18)	--	--
T33	Alex Prugh	69 73 68 70	280 (-8)	13	\$15,850	CUT	Rafael Campos	70 73	143 (-1)	--	--	W/D	Eric Axley	75	75 (3)	--	--
T33	Thomas Detry	72 66 72 70	280 (-8)	--	\$15,850	CUT	Nick Hardy	71 72	143 (-1)	--	--	W/D	David Duval	77	77 (5)	--	--
T39	Carlos Ortiz	70 68 73 70	281 (-7)	9	\$12,300	CUT	Corey Connors	72 72	144 (0)	--	--	W/D	Brendon de Jonge	78	78 (6)	--	--
T39	Brendon Todd	70 71 68 72	281 (-7)	9	\$12,300	CUT	Chase Wright	72 72	144 (0)	--	--	W/D	Troy Matteson	84	84 (12)	--	--
T39	Brice Garnett	71 69 71 70	281 (-7)	9	\$12,300	CUT	Tom Hoge	72 72	144 (0)	--	--						
T39	Rory Sabbatini	69 73 70 69	281 (-7)	9	\$12,300	CUT	Josh Teater	74 70	144 (0)	--	--						
T39	Dominic Bozzelli	74 67 71 69	281 (-7)	9	\$12,300	CUT	Nate Lashley	70 74	144 (0)	--	--						
T44	Tyrone Van Aswegen	70 68 75 69	282 (-6)	6	\$8,670	CUT	Trevor Immelman	73 71	144 (0)	--	--						
T44	Seamus Power	72 68 72 70	282 (-6)	6	\$8,670	CUT	Davis Love III	72 72	144 (0)	--	--						
T44	Martin Piller	70 72 67 73	282 (-6)	6	\$8,670	CUT	Arjun Atwal	74 71	145 (1)	--	--						

Notes

Graeme McDowell collected his fourth career PGA TOUR title in his 215th start at the age of 39 years, 8 months, 1 day with a one-stroke win over Mackenzie Hughes and Chris Stroud at the Corales Puntacana Resort & Club Championship. McDowell matched Brice Garnett's winning score from 2018 (the inaugural event) of 18-under 270 with rounds of 73-64-64-69 at the Corales Golf Course.

With the win, Graeme McDowell became the fourth European winner on TOUR in as many weeks (Francesco Molinari / Arnold Palmer Invitational, Rory McIlroy / THE PLAYERS Championship, Paul Casey / Valspar Championship, McDowell / Corales Puntacana Resort & Club Championship), the longest such streak since 1970.

For the first time in four tries, Graeme McDowell converted a 54-hole lead/co-lead to victory on the PGA TOUR (previous results: T33 / 2011 THE PLAYERS, T2 / 2012 U.S. Open, T3 / 2014 WGC-HSBC Champions).

After a first-round 73, Graeme McDowell stood T81, the worst 18-hole position by a winner on the PGA TOUR since Satoshi Kodaira at the RBC Heritage (T82).

Chris Stroud finished T2 in his first start at the event, earning the second runner-up result of his PGA TOUR career. Stroud entered the final round trailing by one after a third-round 64, his first sub-65 score on TOUR since the 2016 Charles Schwab Challenge (64/R3).

Mackenzie Hughes (T2) closed with back-to-back 66s, recording a combined score of 132 or better in the final two rounds for the first time in his PGA TOUR career. Hughes played the par 4s in 10-under, best in the field, and carded 25 birdies, tying his career-high entering the week (2018 RBC Canadian Open).

Monday qualifier Chip McDaniel shot a final-round 63 to tie the low score in the first two years of the event (Brice Garnett / R1 / 2018). With the top-10, McDaniel earned a spot in the field at the following week's Valero Texas Open. The University of Kentucky alumnus was making just his second start on TOUR (T60 / 2018 Barbasol Championship).

Defending champion Brice Garnett finished T39 at 7-under 281.

Former Dallas Cowboys quarterback Tony Romo missed the cut after rounds of 79-80 in his second start on the PGA TOUR.

WEATHER: Thursday: Partly cloudy. High of 85. Wind SSE 8-14 mph, with gusts to 20 mph. **Friday:** Cloudy with isolated showers. High of 85. Wind SE 5-10 mph. **Saturday:** Partly cloudy. High of 83. Wind NE 5-10 mph. **Sunday:** Partly cloudy. High of 83. Wind NE 7-14 mph.

Tournament Record: 270

Graeme McDowell (2019), Brice Garnett (2018)

Corales Golf Club: 63

Chip McDaniel (2019), Brice Garnett (2018)

Tournament History

End Date	Purse	Winner	Score	Runner-Up	Earnings	Location (Par/Yards)
Corales Puntacana Resort & Club Championship						
3/31/2019	\$3,000,000	Graeme McDowell	270 (-18)	Chris Stroud - 271 (-17) Mackenzie Hughes - 271 (-17)	\$540,000	Corales Golf Club, (72/7,670)
3/25/2018	\$3,000,000	Brice Garnett	270 (-18)	Keith Mitchell - 274 (-14)	\$540,000	Corales Golf Club, (72/7,670)

* indicates playoff

Valero Texas Open

San Antonio, Texas • April 4-7, 2019

TPC San Antonio - AT&T Oaks

Par/Yards: 36-36--72 | 7,435



FedExCup Points (first): 500

**Winner: Corey Conners**

FedExCup Points: 500

69-67-66-66 268 (-20) | \$1,350,000

Leaders

Round 1

Si Woo Kim	66 (-6)
Abraham Ancer	67 (-5)
J.T. Poston	67 (-5)
Jhonattan Vegas	67 (-5)
Brian Stuard	67 (-5)
Corey Conners	69 (-3)

Round 2

Si Woo Kim	132 (-12)
Corey Conners	136 (-8)
Harold Varner III	136 (-8)
Adam Schenk	136 (-8)
Jordan Spieth	136 (-8)
Kyoung-Hoon Lee	136 (-8)
Rickie Fowler	136 (-8)

Round 3

Si Woo Kim	201 (-15)
Corey Conners	202 (-14)
Charley Hoffman	203 (-13)
Jhonattan Vegas	205 (-11)
Kyoung-Hoon Lee	205 (-11)
Scott Brown	205 (-11)

Order of Finish (cut: 36 HOLES: 80 professionals at -1 (143) or better. 54 HOLES: 70 professionals at -1 (215) or better.)

Pos	Player	Scores	Total	FedExCup Points	Earnings	Pos	Player	Scores	Total	FedExCup Points	Earnings	Pos	Player	Scores	Total	FedExCup Points	Earnings
1	Corey Conners	69 67 66 66	268 (-20)	500	\$1,350,000	142	Brendan Steele	70 72 67 74	283 (-5)	11	\$23,040	CUT	Chris Kirk	74 70	144 (0)	--	--
2	Charley Hoffman	71 68 64 67	270 (-18)	300	\$810,000	142	Abraham Ancer	67 72 71 73	283 (-5)	11	\$23,040	CUT	Roberto Castro	72 72	144 (0)	--	--
3	Ryan Moore	68 70 69 64	271 (-17)	190	\$510,000	152	Kyle Jones	76 67 71 70	284 (-4)	7	\$17,490	CUT	Kevin Tway	73 71	144 (0)	--	--
T4	Brian Stuard	67 70 70 66	273 (-15)	123	\$330,000	152	Haotong Li	70 70 73 71	284 (-4)	--	\$17,490	CUT	Andrew Landry	71 74	145 (1)	--	--
T4	Si Woo Kim	66 66 69 72	273 (-15)	123	\$330,000	T52	Nick Taylor	69 72 71 72	284 (-4)	7	\$17,490	CUT	Shawn Stefani	69 76	145 (1)	--	--
6	Kevin Streelman	72 69 69 64	274 (-14)	100	\$270,000	T52	Kyle Stanley	70 70 74 70	284 (-4)	7	\$17,490	CUT	Carlos Ortiz	71 74	145 (1)	--	--
T7	Scott Brown	71 67 67 71	276 (-12)	75	\$203,036	T52	Russell Henley	71 72 70 71	284 (-4)	7	\$17,490	CUT	Peter Uihlein	73 72	145 (1)	--	--
T7	Danny Lee	68 72 66 70	276 (-12)	75	\$203,036	T57	Ernie Els	71 69 74 71	285 (-3)	5	\$16,725	CUT	Luke Donald	74 71	145 (1)	--	--
T7	Jason Kokrak	70 73 65 68	276 (-12)	75	\$203,036	T57	Ryan Armour	69 71 75 70	285 (-3)	5	\$16,725	CUT	Stephan Jaeger	70 75	145 (1)	--	--
T7	Byeong-Hun An	69 68 73 66	276 (-12)	75	\$203,036	T57	Josh Teater	69 68 75 73	285 (-3)	5	\$16,725	CUT	Paul Barjon	76 69	145 (1)	--	--
T7	Matt Kuchar	69 71 67 69	276 (-12)	75	\$203,036	T57	Roberto Diaz	68 71 75 71	285 (-3)	5	\$16,725	CUT	J.J. Henry	74 71	145 (1)	--	--
T7	Graeme McDowell	69 69 72 66	276 (-12)	75	\$203,036	T61	Richy Werenski	72 71 69 74	286 (-2)	5	\$16,275	CUT	Cameron Davis	74 71	145 (1)	--	--
T7	Adam Schenk	70 66 70 70	276 (-12)	75	\$203,036	T61	Tony Finau	72 71 70 73	286 (-2)	5	\$16,275	CUT	Daniel Berger	71 75	146 (2)	--	--
T14	Zack Fischer	71 69 71 66	277 (-11)	--	\$135,000	T63	Joost Luiten	72 69 70 76	287 (-1)	--	\$15,900	CUT	J.J. Spaun	75 71	146 (2)	--	--
T14	Lucas Glover	72 70 66 69	277 (-11)	55	\$135,000	T63	Robert Streb	72 70 73 72	287 (-1)	4	\$15,900	CUT	George McNeill	72 74	146 (2)	--	--
T14	Kyoung-Hoon Lee	69 67 69 72	277 (-11)	55	\$135,000	T63	Jim Knous	70 67 74 76	287 (-1)	4	\$15,900	CUT	Seamus Power	69 77	146 (2)	--	--
T17	Rickie Fowler	68 68 73 69	278 (-10)	49	\$112,500	66	Martin Trainer	73 70 72 73	288 (0)	4	\$15,600	CUT	Roger Sloan	72 75	147 (3)	--	--
T17	Cameron Tringale	69 74 68 67	278 (-10)	49	\$112,500	T67	J.T. Poston	67 74 74 74	289 (1)	4	\$15,375	CUT	Harris English	72 75	147 (3)	--	--
T17	Hank Lebioda	68 70 70 70	278 (-10)	49	\$112,500	T67	Morgan Hoffmann	68 75 72 74	289 (1)	4	\$15,375	CUT	Brady Schnell	75 72	147 (3)	--	--
T20	Sungjae Im	73 69 68 69	279 (-9)	43	\$90,500	T69	Joel Dahmen	70 73 67 80	290 (2)	3	\$15,075	CUT	John Senden	74 73	147 (3)	--	--
T20	Scottie Scheffler	71 68 70 70	279 (-9)	--	\$90,500	T69	K.J. Choi	73 69 72 76	290 (2)	3	\$15,075	CUT	Fredrick Jacobson	76 71	147 (3)	--	--
T20	Wyndham Clark	69 73 70 77	279 (-9)	43	\$90,500	T71	Padraig Harrington	72 71 73	216 (0)	3	\$14,550	CUT	Rod Pampling	71 76	147 (3)	--	--
T23	Jim Furyk	70 72 68 70	280 (-8)	34	\$63,214	T71	Hunter Mahan	70 71 75	216 (0)	3	\$14,550	CUT	Cody Gribble	75 72	147 (3)	--	--
T23	Scott Stallings	68 69 73 70	280 (-8)	34	\$63,214	T71	Vaughn Taylor	70 73 73	216 (0)	3	\$14,550	CUT	Kelly Kraft	73 74	147 (3)	--	--
T23	José de Jesús Rodríguez	71 70 68 71	280 (-8)	34	\$63,214	T71	J.B. Holmes	69 73 74	216 (0)	3	\$14,550	CUT	Tyler Duncan	72 75	147 (3)	--	--
T23	Peter Malnati	71 68 70 71	280 (-8)	34	\$63,214	T71	Chip McDaniel	74 69 73	216 (0)	--	\$14,550	CUT	Hudson Swafford	73 74	147 (3)	--	--
T23	Fabian Gómez	73 67 70 70	280 (-8)	34	\$63,214	76	Trey Mullinax	71 72 74	217 (1)	2	\$14,100	CUT	Joaquin Niemann	72 76	148 (4)	--	--
T23	Harold Varner III	70 66 73 71	280 (-8)	34	\$63,214	T77	Anders Albertson	73 70 76	219 (3)	2	\$13,800	CUT	Justin Harding	73 75	148 (4)	--	--
T23	Sam Burns	72 69 73 66	280 (-8)	34	\$63,214	T77	Brian Gay	71 72 76	219 (3)	2	\$13,800	CUT	Kenny Perry	74 74	148 (4)	--	--
T30	Jonas Blixt	72 70 69 70	281 (-7)	24	\$45,563	T77	Ted Potter, Jr.	68 73 78	219 (3)	2	\$13,800	CUT	Scott Langley	72 76	148 (4)	--	--
T30	Jhonattan Vegas	67 71 67 76	281 (-7)	24	\$45,563	80	Curtis Luck	73 68 81	222 (6)	2	\$13,500	CUT	Jim Herman	70 78	148 (4)	--	--
T30	Matt Jones	69 68 74 70	281 (-7)	24	\$45,563	CUT	Brandon Harkins	71 73	144 (0)	--	--	CUT	Chesson Hadley	75 74	149 (5)	--	--
T30	Jordan Spieth	68 68 73 72	281 (-7)	24	\$45,563	CUT	Adam Long	71 73	144 (0)	--	--	CUT	Alex Prugh	73 76	149 (5)	--	--
T30	Jimmy Walker	70 69 69 73	281 (-7)	24	\$45,563	CUT	Sepp Straka	73 71	144 (0)	--	--	CUT	Jonathan Byrd	77 72	149 (5)	--	--
T30	Aaron Baddeley	71 70 69 71	281 (-7)	24	\$45,563	CUT	Steeve Reeves	71 73	144 (0)	--	--	CUT	Tom Hoge	73 76	149 (5)	--	--
T36	Rory Sabbatini	69 68 72 73	282 (-6)	18	\$34,563	CUT	Denny McCarthy	72 72	144 (0)	--	--	CUT	Rufus Brijalba	73 76	149 (5)	--	--
T36	Kristoffer Ventura	71 72 70 69	282 (-6)	--	\$34,563	CUT	Kramer Hickok	72 72	144 (0)	--	--	CUT	Austin Cook	74 75	149 (5)	--	--
T36	Andrew Putnam	72 70 68 72	282 (-6)	18	\$34,563	CUT	Cheng Tsung Pan	72 72	144 (0)	--	--	CUT	Davis Love III	72 78	150 (6)	--	--
T36	Martin Laird	74 68 68 72	282 (-6)	18	\$34,563	CUT	Sebastián Muñoz	73 71	144 (0)	--	--	CUT	Billy Horschel	73 77	150 (6)	--	--
T36	Beau Hossler	69 70 71 72	282 (-6)	18	\$34,563	CUT	Chase Wright	71 72	144 (0)	--	--	CUT	Luke List	71 80	151 (7)	--	--
T36	Ollie Schniederjans	70 71 69 72	282 (-6)	18	\$34,563	CUT	Smylie Kaufman	71 73	144 (0)	--	--	CUT	Roland Thatcher	73 79	152 (8)	--	--
T42	Adam Svensson	73 69 71 70	283 (-5)	11	\$23,040	CUT	Brandon Hagy	72 72	144 (0)	--	--	CUT	Ben Silverman	77 75	152 (8)	--	--
T42	Max Homa	68 74 68 73	283 (-5)	11	\$23,040	CUT	D.J. Trahan	74 70	144 (0)	--	--	CUT	Lucas Bjerregaard	75 78	153 (9)	--	--
T42	Mackenzie Hughes	70 71 69 73	283 (-5)	11	\$23,040	CUT	Ryan Palmer	75 69	144 (0)	--	--	W/D	Julian Etlain	70 70	150 (-2)	--	--
T42	Sam Ryder	73 66 73 71	283 (-5)	11	\$23,040	CUT	Nick Watney	75 69	144 (0)	--	--	W/D	D.A. Points	78	78 (6)	--	--
T42	Martin Kaymer	72 71 70 70	283 (-5)	11	\$23,040	CUT	Brian Harman	74 70	144 (0)	--	--						
T42	Sam Saunders	72 71 71 69	283 (-5)	11	\$23,040	CUT	Ryan Blaum	70 74	144 (0)	--	--						
T42	Sung Kang	70 73 71 69	283 (-5)	11	\$23,040	CUT	Chris Stroud	68 76	144 (0)	--	--						
T42	Dylan Frittelli	71 72 69 71	283 (-5)	11	\$23,040	CUT	Bud Cauley	72 72	144 (0)	--	--						

Notes

After entering the final round trailing Si Woo Kim by one stroke, Corey Conners fired a 6-under 66 to claim his first career PGA TOUR win at 20-under 268 in his 51st start at the age of 27 years, 3 months, 1 day. Conners became the first Monday qualifier to win on the PGA TOUR since Arjun Atwal at the 2010 Wyndham Championship.

Conners became the 15th Canadian to win on TOUR with his Valero Texas Open title, joining George Knudson, Mike Weir, Ian Leggatt, Stan Leonard, Richard Zokol, Dan Halldorson, Dave Barr, Al Balding, Jules Huot, Al Johnston, Stephen Ames, Nick Taylor, Mackenzie Hughes and Adam Hadwin. (Note: Ames and Johnston became Canadian citizens prior to winning).

In winning the Valero Texas Open, Corey Conners recorded the fifth win by an international player on the PGA TOUR in as many weeks: Francesco Molinari/Arnold Palmer Invitational presented by Mastercard, Rory McIlroy/THE PLAYERS Championship, Paul Casey/Valspar Championship, Graeme McDowell/Corales Puntacana Resort & Club Championship, Conners/Valero Texas Open. The last such streak of five or more was in 2016 (Adam Scott/The Honda Classic, Adam Scott/World Golf Championships-Mexico Championship, Charl Schwartzel/Valspar Championship, Jason Day/Arnold Palmer Invitational, Jason Day/WGC-Dell Technologies Match Play).

For the week, Corey Conners made 29 birdies, tied with Roger Sloan (2019 Desert Classic) for the most on TOUR since Michael Kim made 30 at the 2018 John Deere Classic.

At 17-under 271, Ryan Moore finished third after a bogey-free 64 in the final round. Moore made his fifth consecutive cut in the event (T53/2005, T8/2012, T18/2017, 7/2018, 3/2019) and led the field in Driving Accuracy (80.36%).

Si Woo Kim (T4) led after each of the first three rounds, becoming the second player of the season to do so and not go on to win (Phil Mickelson/Desert Classic, Kim/Valero Texas Open). Kim ached the par-3 16th in the second round, his second hole-in-one on the PGA TOUR (first came at the 2016 Travelers Championship).

2018 champion Andrew Landry missed the cut in his first title defense on the PGA TOUR.

WEATHER: Thursday: Mostly sunny. High of 85. Wind SW 10-15 mph. **Friday:** Mostly cloudy. High of 82. Wind ESE 10-15 mph. **Saturday:** Overcast with intermittent showers throughout the day. High of 78. Wind SE 10-15 mph. **Sunday:** Due to inclement weather, the start to the final round was delayed from 9:40 a.m. until 11:40 a.m. Mostly cloudy in the afternoon. High of 72. Wind NNE 8-12 mph.

Tournament Record: 254

Tommy Armour III (2003)

TPC San Antonio - AT&T Oaks: 62

Trey Mullinax (2018)

Other Course: 60

Zach Johnson (2009) - La Cantera GC (Resort), Bart Bryant (2004) - La Cantera GC (Resort), Mike Souchak (1955) - Brackenridge Park GC, Ted Kroll (1954) - Brackenridge Park GC, Al Brosch (1951) - Brackenridge Park GC

Tournament History

End Date	Purse	Winner	Score	Runner-Up	Earnings	Location (Par/Yards)
Valero Texas Open						
4/7/2019	\$7,500,000	Corey Connors	268 (-20)	Charley Hoffman - 270 (-18)	\$1,350,000	TPC San Antonio - AT&T Oaks, San Antonio, TX (72/7,435)
4/22/2018	\$6,200,000	Andrew Landry	271 (-17)	Sean O'Hair - 273 (-15) Trey Mullinax - 273 (-15)	\$1,116,000	TPC San Antonio - AT&T Oaks, San Antonio, TX (72/7,435)
4/23/2017	\$6,200,000	Kevin Chappell	276 (-12)	Brooks Koepka - 277 (-11)	\$1,116,000	TPC San Antonio - AT&T Oaks, San Antonio, TX (72/7,435)
4/24/2016	\$6,200,000	Charley Hoffman	276 (-12)	Patrick Reed - 277 (-11)	\$1,116,000	TPC San Antonio - AT&T Oaks, San Antonio, TX (72/7,435)
3/29/2015	\$6,200,000	Jimmy Walker	277 (-11)	Jordan Spieth - 281 (-7)	\$1,116,000	JW Marriott TPC San Antonio, San Antonio, TX (72/7,435)
3/30/2014	\$6,200,000	Steven Bowditch	280 (-8)	Will MacKenzie - 281 (-7) Daniel Summerhays - 281 (-7)	\$1,116,000	JW Marriott TPC San Antonio, San Antonio, TX (72/7,435)
4/7/2013	\$6,200,000	Martin Laird	274 (-14)	Rory McIlroy - 276 (-12)	\$1,116,000	TPC San Antonio, San Antonio, TX (72/7,435)
4/22/2012	\$6,200,000	Ben Cuir	279 (-9)	Matt Every - 281 (-7) John Huh - 281 (-7)	\$1,116,000	TPC San Antonio, San Antonio, TX (72/7,435)
4/17/2011	\$6,200,000	Brendan Steele	280 (-8)	Charley Hoffman - 281 (-7) Kevin Chappell - 281 (-7)	\$1,116,000	TPC San Antonio, San Antonio, TX (72/7,435)
5/16/2010	\$6,100,000	Adam Scott	274 (-14)	Freddie Jacobson - 275 (-13)	\$1,098,000	TPC San Antonio, San Antonio, TX (72/7,435)
5/17/2009	\$6,100,000	Zach Johnson *	265 (-15)	James Driscoll - 265 (-15)	\$1,098,000	LaCantera GC (Resort), (70/6,881)
10/12/2008	\$4,500,000	Zach Johnson	261 (-19)	Charlie Wi - 263 (-17) Mark Wilson - 263 (-17) Tim Wilkinson - 263 (-17)	\$810,000	LaCantera GC (Resort), (70/6,881)
10/7/2007	\$4,500,000	Justin Leonard *	261 (-19)	Jesper Parnevik - 261 (-19)	\$810,000	LaCantera GC (Resort), (70/6,881)
9/24/2006	\$4,000,000	Eric Axley	265 (-15)	Dean Wilson - 268 (-12) Justin Rose - 268 (-12) Anthony Kim - 268 (-12)	\$720,000	LaCantera GC (Resort), (70/6,881)
9/25/2005	\$3,500,000	Robert Gamez	262 (-18)	Olin Browne - 265 (-15)	\$630,000	LaCantera GC (Resort), (70/6,881)
9/19/2004	\$3,500,000	Bart Bryant	261 (-19)	Patrick Sheehan - 264 (-16)	\$630,000	LaCantera GC (Resort), (70/6,881)
9/28/2003	\$3,500,000	Tommy Armour III	254 (-26)	Loren Roberts - 261 (-19) Bob Tway - 261 (-19)	\$630,000	LaCantera GC (Resort), San Antonio, TX (70/6,881)
9/29/2002	\$3,500,000	Loren Roberts	261 (-19)	Fred Couples - 264 (-16) Fred Funk - 264 (-16) Garrett Willis - 264 (-16)	\$630,000	LaCantera GC (Resort), (70/6,881)
Texas Open at LaCantera						
9/30/2001	\$3,000,000	Justin Leonard	266 (-18)	Matt Kuchar - 268 (-16) J.J. Henry - 268 (-16)	\$540,000	LaCantera GC (Resort), San Antonio, TX (71/6,928)
Westin Texas Open at LaCantera						
9/24/2000	\$2,600,000	Justin Leonard	261 (-19)	Mark Wiebe - 266 (-14)	\$468,000	LaCantera GC (Resort), (70/6,905)
Westin Texas Open						
9/26/1999	\$2,000,000	Duffy Waldorf *	270 (-18)	Ted Tryba - 270 (-18)	\$360,000	LaCantera GC (Resort), San Antonio, TX (72/7,001)
9/27/1998	\$1,700,000	Hal Sutton	270 (-18)	Jay Haas - 271 (-17) Justin Leonard - 271 (-17)	\$306,000	LaCantera GC (Resort), San Antonio, TX (72/7,001)
LaCantera Texas Open						
9/21/1997	\$1,400,000	Tim Herron	271 (-17)	Rick Fehr - 273 (-15) Brent Geiberger - 273 (-15)	\$252,000	LaCantera GC (Resort), San Antonio, TX (72/7,001)
10/13/1996	\$1,200,000	David Ogrin	275 (-13)	Jay Haas - 276 (-12)	\$216,000	LaCantera GC (Resort), San Antonio, TX (72/7,001)
10/22/1995	\$1,100,000	Duffy Waldorf	268 (-20)	Justin Leonard - 274 (-14)	\$198,000	LaCantera GC (Resort), San Antonio, TX (72/6,899)
Texas Open						
10/16/1994	\$1,000,000	Bob Estes	265 (-19)	Gil Morgan - 266 (-18)	\$180,000	Oak Hills CC, San Antonio, TX (71/6,650)
H.E.B. Texas Open						
10/17/1993	\$1,000,000	Jay Haas *	263 (-21)	Bob Lohr - 263 (-21)	\$180,000	Oak Hills CC, San Antonio, TX (71/6,650)
10/25/1992	\$900,000	Nick Price *	263 (-21)	Steve Elkington - 263 (-21)	\$162,000	Oak Hills CC, San Antonio, TX (71/6,650)
10/6/1991	\$900,000	Blaine McCallister *	269 (-11)	Gary Hallberg - 269 (-11)	\$162,000	Oak Hills CC, San Antonio, TX (70/6,576)
10/7/1990	\$800,000	Mark O'Meara	261 (-19)	Gary Hallberg - 262 (-18)	\$144,000	Oak Hills CC, San Antonio, TX (70/6,576)
Texas Open						
10/8/1989	\$600,000	Donnie Hammond	258 (-22)	Paul Azinger - 265 (-15)	\$108,000	Oak Hills CC, San Antonio, TX (70/6,577)
10/16/1988	\$600,000	Corey Pavin	259 (-21)	Robert Wrenn - 267 (-13)	\$108,000	Oak Hills CC, San Antonio, TX (70/6,576)
Vantage Championship						
10/26/1986	\$1,000,000	Ben Crenshaw	196 (-14)	Payne Stewart - 197 (-13)	\$180,000	Oak Hills CC, San Antonio, TX (70/6,576)
Texas Open						
9/29/1985	\$350,000	John Mahaffey *	268 (-12)	Jodie Mudd - 268 (-12)	\$63,000	Oak Hills CC, San Antonio, TX (70/6,576)
10/7/1984	\$350,000	Calvin Peete	266 (-14)	Bruce Lietzke - 269 (-11)	\$63,000	Oak Hills CC, San Antonio, TX (70/6,576)
10/2/1983	\$300,000	Jim Colbert	261 (-19)	Mark Pfeil - 266 (-14)	\$54,000	Oak Hills CC, San Antonio, TX (70/6,576)
10/3/1982	\$250,000	Jay Haas	262 (-18)	Curtis Strange - 265 (-15)	\$45,000	Oak Hills CC, San Antonio, TX (70/6,576)
10/4/1981	\$250,000	Bill Rogers *	266 (-14)	Ben Crenshaw - 266 (-14)	\$45,000	Oak Hills CC, San Antonio, TX (70/6,576)
San Antonio Texas Open						
9/21/1980	\$250,000	Lee Trevino	265 (-15)	Terry Diehl - 266 (-14)	\$45,000	Oak Hills CC, San Antonio, TX (70/6,576)
10/7/1979	\$250,000	Lou Graham	268 (-12)	Eddie Pearce - 269 (-11) Bill Rogers - 269 (-11) Doug Tewell - 269 (-11)	\$45,000	Oak Hills CC, San Antonio, TX (70/6,576)
9/17/1978	\$200,000	Ron Streck	265 (-15)	Hubert Green - 266 (-14) Lon Hinkle - 266 (-14)	\$40,000	Oak Hills CC, San Antonio, TX (70/6,576)
10/16/1977	\$150,000	Hale Irwin	266 (-14)	Miller Barber - 268 (-12)	\$30,000	Oak Hills CC, San Antonio, TX (70/6,576)
10/17/1976	\$125,000	Butch Baird *	273 (-15)	Miller Barber - 273 (-15)	\$25,000	Woodlake GC, San Antonio, TX (72/7,143)
10/19/1975	\$125,000	Don January *	275 (-13)	Larry Hinson - 275 (-13)	\$25,000	Woodlake GC, San Antonio, TX (72/7,143)
10/20/1974	\$125,000	Terry Diehl	269 (-19)	Mike Hill - 270 (-18)	\$25,000	Woodlake GC, San Antonio, TX (72/7,143)
11/4/1973	\$125,000	Ben Crenshaw	270 (-18)	Orville Moody - 272 (-16)	\$25,000	Woodlake GC, San Antonio, TX (72/7,143)
11/5/1972	\$125,000	Mike Hill	273 (-15)	Lee Trevino - 275 (-13)	\$25,000	Woodlake GC, San Antonio, TX (72/7,143)
San Antonio Open Invitational						
2/22/1970	\$100,000	Ron Cerrudo	273 (-11)	Dick Lotz - 278 (-6)	\$20,000	Pecan Valley CC, San Antonio, TX (71/7,183)
Texas Open Invitational						
5/11/1969	\$100,000	Deane Beman *	274 (-10)	Jack McGowan - 274 (-10)	\$20,000	Pecan Valley CC, San Antonio, TX (71/7,183)
4/30/1967	\$100,000	Chi Chi Rodriguez	277 (-7)	Bob Charles - 278 (-6) Bob Goalby - 278 (-6)	\$20,000	Pecan Valley CC, San Antonio, TX (71/7,183)
5/1/1966	\$80,000	Harold Henning	272 (-8)	Gene Littler - 275 (-5) Ken Still - 275 (-5) Wes Ellis - 275 (-5)	\$13,000	Oak Hills CC, San Antonio, TX (70/6,576)
4/25/1965	\$50,000	Frank Beard	270 (-10)	Gardner Dickinson - 273 (-7)	\$7,500	Oak Hills CC, San Antonio, TX (70/6,576)
4/26/1964	\$40,000	Bruce Crampton	273 (-7)	Bob Charles - 274 (-6) Chi Chi Rodriguez - 274 (-6)	\$5,800	Oak Hills CC, San Antonio, TX (70/6,576)
4/28/1963	\$30,000	Phil Rodgers	268 (-12)	Johnny Pott - 270 (-10)	\$4,300	Oak Hills CC, San Antonio, TX (70/6,576)
4/29/1962	\$30,000	Arnold Palmer	273 (-7)	Gene Littler - 274 (-6) Mason Rudolph - 274 (-6) Doug Sanders - 274 (-6) Joe Campbell - 274 (-6)	\$4,300	Oak Hills CC, San Antonio, TX (70/6,576)
4/30/1961	\$30,000	Arnold Palmer	270 (-10)	Al Balding - 271 (-9)	\$4,300	Oak Hills CC, San Antonio, TX (70/6,576)
2/28/1960	\$20,000	Arnold Palmer	276 (-12)	Doug Ford - 278 (-10) Frank Stranahan - 278 (-10)	\$2,800	Fort Sam Houston, San Antonio, TX (72/6,566)
2/22/1959	\$20,000	Wes Ellis	276 (-8)	Bill Johnston - 278 (-6) Tom Nieporte - 278 (-6)	\$2,800	Brackenridge Park GC, San Antonio, TX (71/6,185)
2/16/1958	\$15,000	Bill Johnston	274 (-10)	Bob Rosburg - 277 (-7)	\$2,000	Brackenridge Park GC, San Antonio, TX (71/6,185)
2/17/1957	\$20,000	Jay Hebert	271 (-13)	Ed Furgol - 272 (-12)	\$2,800	Brackenridge Park GC, San Antonio, TX (71/6,185)
2/19/1956	\$18,750	Gene Littler	276 (-12)	Mike Fetchick - 278 (-10) Ernie Vossler - 278 (-10) Frank Stranahan - 278 (-10)	\$3,750	Fort Sam Houston, San Antonio, TX (72/6,566)
Texas Open						

Tournament History

End Date	Purse	Winner	Score	Runner-Up	Earnings	Location (Par/Yards)
2/20/1955	\$12,500	Mike Souchak	257 (-27)	Fred Haas - 264 (-20)	\$2,200	Brackenridge Park GC, San Antonio, TX (71/6,185)
2/21/1954	\$12,500	Chandler Harper	259 (-25)	Johnny Palmer - 261 (-23)	\$2,200	Brackenridge Park GC, San Antonio, TX (71/6,185)
2/15/1953	\$10,400	Tony Holguin	264 (-20)	Doug Ford - 265 (-19)	\$2,000	Brackenridge Park GC, San Antonio, TX (71/6,185)
2/17/1952	\$10,000	Jack Burke, Jr.	260 (-24)	Doug Ford - 266 (-18)	\$2,000	Brackenridge Park GC, San Antonio, TX (71/6,185)
2/11/1951	\$10,000	E. Harrison *	265 (-19)	Doug Ford - 265 (-19)	\$2,000	Brackenridge Park GC, San Antonio, TX (71/6,185) Fort Sam Houston, San Antonio, TX (72/6,566)
2/12/1950	\$10,000	Sam Snead	265 (-19)	Jimmy Demaret - 266 (-18)	\$2,000	Brackenridge Park GC, San Antonio, TX (71/6,185) Fort Sam Houston, San Antonio, TX (72/6,566)
2/13/1949	\$10,000	Dave Douglas	268 (-20)	Sam Snead - 269 (-19)	\$2,000	Willow Springs GC, San Antonio, TX (72/6,930)
2/8/1948	\$10,000	Sam Snead	264 (-24)	Jimmy Demaret - 266 (-22)	\$2,000	Willow Springs GC, San Antonio, TX (72/6,930)
San Antonio Texas Open						
2/9/1947	\$10,000	Ed Oliver	265	Jimmy Demaret - 266	\$2,000	Willow Springs GC, San Antonio, TX (72/6,930)
2/10/1946	\$8,000	Ben Hogan	264	Sam Byrd - 270	\$1,500	Willow Springs GC, San Antonio, TX (72/6,930)
Texas Open						
1/28/1945	\$5,000	Sam Byrd	268	Byron Nelson - 269	\$1,000	Willow Springs GC, San Antonio, TX (72/6,930)
2/14/1944	\$7,000	Johnny Revolta	273	Byron Nelson - 274 Harold McSpaden - 274	\$1,000	Willow Springs GC, San Antonio, TX (72/6,930)
2/15/1942	\$5,000	Chick Harbert *	272 (-16)	Ben Hogan - 272 (-16)	\$1,000	Willow Springs GC, San Antonio, TX (72/6,930)
2/9/1941	\$5,000	Lawson Little	273 (-15)	Ben Hogan - 276 (-12)	\$1,200	Willow Springs GC, San Antonio, TX (72/6,930)
2/11/1940	\$5,000	Byron Nelson *	271	Ben Hogan - 271	\$1,500	Brackenridge Park GC, San Antonio, TX (71/6,185)
2/12/1939	\$5,000	E. Harrison	271 (-13)	Sam Byrd - 273 (-11)	\$1,200	Brackenridge Park GC, San Antonio, TX (71/6,185)
2/11/1934	\$2,500	Wiffy Cox	283 (70)	Byron Nelson - 284 (71) Craig Wood - 284 (71)	\$750	Brackenridge Park GC, San Antonio, TX (71/6,185)
2/2/1932	\$2,500	Clarence Clark	287 (145)	Gene Sarazen - 288 (146) Gus Moreland - 288 (146)	\$600	Brackenridge Park GC, San Antonio, TX (71/6,185)
2/1/1931	\$6,500	Abe Espinosa	281 (-3)	Harry Cooper - 283 (-1) Joe Turnesa - 283 (-1) Frank Walsh - 283 (-1)	\$1,500	Brackenridge Park GC, San Antonio, TX (71/6,185)
2/2/1930		Denny Shute	277 (-7)	Ed Dudley - 280 (-4) Al Espinosa - 280 (-4) Neil McIntyre - 280		Brackenridge Park GC, San Antonio, TX (71/6,185)
1/27/1929	\$6,500	Bill Mehlhorn	277 (64)	Horton Smith - 281 (68)	\$1,500	Brackenridge Park GC, San Antonio, TX (71/6,185)
2/7/1928		Bill Mehlhorn	297 (9)	Harry Cooper - 298 (10)	\$1,500	Willow Springs GC, San Antonio, TX (72/6,930)
1/29/1927	\$6,000	Bobby Cruickshank	292 (4)	Larry Nabholz - 295 (7)	\$1,500	Willow Springs GC, San Antonio, TX (72/6,930)
1/17/1926	\$5,400	Macdonald Smith	288 (4)	Bobby Cruickshank - 289 (5)	\$1,500	Brackenridge Park GC, San Antonio, TX (71/6,185)
2/14/1925	\$6,000	Joe Turnesa	284 (71)	Macdonald Smith - 285 (72)		Brackenridge Park GC, San Antonio, TX (71/6,185)
2/14/1924	\$6,000	Joe Kirkwood, Sr.	279	George Kerrigan - 286 James Ockenden - 286	\$1,500	Brackenridge Park GC, San Antonio, TX (71/6,185)
1/27/1923		Walter Hagen *	279	Bill Mehlhorn - 279		Brackenridge Park GC, San Antonio, TX (71/6,185)
2/4/1922		Robert MacDonald	281	Cyril Walker - 282		Brackenridge Park GC, San Antonio, TX (71/6,185)

* indicates playoff

Masters Tournament

Augusta, Georgia • April 11-14, 2019

Augusta National GC

Par/Yards: 36-36--72 | 7,475



Winner: Tiger Woods

FedExCup Points: 600

70-68-67-70 275 (-13) | \$2,070,000

Leaders

Round 1

Brooks Koepka	66 (-6)
Bryson DeChambeau	66 (-6)
Phil Mickelson	67 (-5)
Ian Poulter	68 (-4)
Dustin Johnson	68 (-4)
Tiger Woods	70 (-2)

Round 2

Adam Scott	137 (-7)
Francesco Molinari	137 (-7)
Louis Oosthuizen	137 (-7)
Jason Day	137 (-7)
Brooks Koepka	137 (-7)
Tiger Woods	138 (-6)

Round 3

Francesco Molinari	203 (-13)
Tiger Woods	205 (-11)
Tony Finau	205 (-11)
Brooks Koepka	206 (-10)
Ian Poulter	207 (-9)
Webb Simpson	207 (-9)

Order of Finish (cut: 36 HOLES: 61 professionals and 4 amateurs at +3 (147) or better.)

Pos	Player	Scores	Total	FedExCup Points	Earnings
1	Tiger Woods	70 68 67 70	275 (-13)	600	\$2,070,000
T2	Dustin Johnson	68 70 70 68	276 (-12)	230	\$858,667
T2	Brooks Koepka	66 71 69 70	276 (-12)	230	\$858,667
T2	Xander Schauffele	73 65 70 68	276 (-12)	230	\$858,667
T5	Francesco Molinari	70 67 66 74	277 (-11)	106	\$403,938
T5	Jason Day	70 67 73 67	277 (-11)	106	\$403,938
T5	Webb Simpson	72 71 64 70	277 (-11)	106	\$403,938
T5	Tony Finau	71 70 64 72	277 (-11)	106	\$403,938
T9	Jon Rahm	69 70 71 68	278 (-10)	82	\$310,500
T9	Patrick Cantlay	73 73 64 68	278 (-10)	82	\$310,500
T9	Rickie Fowler	70 71 68 69	278 (-10)	82	\$310,500
T12	Justin Thomas	73 68 69 70	280 (-8)	65	\$225,400
T12	Justin Harding	69 69 70 72	280 (-8)	65	\$225,400
T12	Bubba Watson	72 72 67 69	280 (-8)	65	\$225,400
T12	Ian Poulter	68 71 68 73	280 (-8)	65	\$225,400
T12	Matt Kuchar	71 69 68 72	280 (-8)	65	\$225,400
T17	Aaron Wise	75 71 68 67	281 (-7)	57	\$184,000
T18	Adam Scott	69 68 72 73	282 (-6)	53	\$161,000
T18	Phil Mickelson	67 73 70 72	282 (-6)	53	\$161,000
T18	Patton Kizzire	70 70 73 69	282 (-6)	53	\$161,000
T21	Lucas Bjerregaard	70 72 69 72	283 (-5)	--	\$107,956
T21	Thorbjørn Olesen	71 71 68 73	283 (-5)	--	\$107,956
T21	Jordan Spieth	75 68 69 71	283 (-5)	42	\$107,956
T21	Kyle Stanley	72 72 70 69	283 (-5)	42	\$107,956
T21	Si Woo Kim	72 72 70 69	283 (-5)	42	\$107,956
T21	Matthew Fitzpatrick	78 67 68 70	283 (-5)	--	\$107,956
T21	Kevin Kisner	69 73 72 69	283 (-5)	42	\$107,956
T21	Rory McIlroy	73 71 71 68	283 (-5)	42	\$107,956
T29	Louis Oosthuizen	71 66 71 76	284 (-4)	32	\$78,200
T29	Charley Hoffman	71 71 72 70	284 (-4)	32	\$78,200
T29	Bryson DeChambeau	66 75 73 70	284 (-4)	32	\$78,200

Pos	Player	Scores	Total	FedExCup Points	Earnings
T32 (A)	Viktor Hovland	72 71 71 71	285 (-3)	--	--
T32	Gary Woodland	70 71 74 70	285 (-3)	26	\$68,042
T32	Hideki Matsuyama	75 70 68 72	285 (-3)	26	\$68,042
T32	Charles Howell III	73 67 76 69	285 (-3)	26	\$68,042
T36	Henrik Stenson	74 72 67 73	286 (-2)	19	\$55,488
T36	Jimmy Walker	72 72 72 70	286 (-2)	19	\$55,488
T36	Rafa Cabrera Bello	73 70 75 68	286 (-2)	19	\$55,488
T36	Patrick Reed	73 70 74 69	286 (-2)	19	\$55,488
T36	Kevin Tway	72 71 70 73	286 (-2)	19	\$55,488
T36	Tommy Fleetwood	71 71 70 74	286 (-2)	19	\$55,488
T36 (A)	Alvaro Ortiz	73 71 73 69	286 (-2)	--	--
T43	Keith Mitchell	72 74 72 69	287 (-1)	14	\$44,850
T43	Haotong Li	72 74 73 68	287 (-1)	--	\$44,850
T43	Keegan Bradley	76 68 71 72	287 (-1)	14	\$44,850
T46	Corey Connors	70 71 71 76	288 (0)	11	\$37,950
T46	Andrew Landry	72 73 73 70	288 (0)	11	\$37,950
T46	Kevin Na	71 73 73 71	288 (0)	11	\$37,950
T49	Marc Leishman	72 72 70 75	289 (1)	10	\$32,430
T49	Kiradech Aphibarnrat	69 72 75 73	289 (1)	10	\$32,430
T51	Eddie Pepperell	74 73 72 71	290 (2)	--	\$28,693
T51	Cameron Smith	70 74 69 77	290 (2)	8	\$28,693
T51	Martin Kaymer	73 74 72 71	290 (2)	8	\$28,693
T51	Trevor Immelman	74 72 75 69	290 (2)	8	\$28,693
55 (A)	Devon Bling	74 73 71 73	291 (3)	--	--
T56	Billy Horschel	72 75 74 71	292 (4)	6	\$26,910
T56	Tyrell Hatton	73 73 72 74	292 (4)	6	\$26,910
T58 (A)	Takumi Kanaya	73 74 68 78	293 (5)	--	--
T58	Branden Grace	72 75 72 74	293 (5)	6	\$26,335
T58	Zach Johnson	74 73 73 73	293 (5)	6	\$26,335
61	Satoshi Kodaira	75 70 73 76	294 (6)	5	\$25,990
T62	Emiliano Grillo	72 75 73 76	296 (8)	5	\$25,415

Pos	Player	Scores	Total	FedExCup Points	Earnings
T62	Bernhard Langer	71 72 75 78	296 (8)	5	\$25,415
T62	J.B. Holmes	70 72 74 80	296 (8)	5	\$25,415
T62	Alex Noren	75 72 75 74	296 (8)	5	\$25,415
CUT	Sandy Lyle	73 75	148 (4)	--	--
CUT	Mike Weir	72 76	148 (4)	--	--
CUT	Stewart Cink	76 72	148 (4)	--	--
CUT	Justin Rose	75 73	148 (4)	--	--
CUT	Danny Willett	75 73	148 (4)	--	--
CUT (A)	Kevin O'Connell	77 71	148 (4)	--	--
CUT	Sergio Garcia	73 75	148 (4)	--	--
CUT	Adam Long	75 74	149 (5)	--	--
CUT	Fred Couples	78 71	149 (5)	--	--
CUT	Brandt Snedeker	75 74	149 (5)	--	--
CUT	Charl Schwartzel	77 72	149 (5)	--	--
CUT	Shugo Imahira	76 74	150 (6)	--	--
CUT	Shane Lowry	78 73	151 (7)	--	--
CUT	Larry Mize	77 74	151 (7)	--	--
CUT	Matt Wallace	75 77	152 (8)	--	--
CUT (A)	Jovan Rebula	73 79	152 (8)	--	--
CUT	Michael Kim	76 78	154 (10)	--	--
CUT	Paul Casey	81 73	154 (10)	--	--
CUT	Ian Woosnam	80 76	156 (12)	--	--
CUT	Vijay Singh	80 76	156 (12)	--	--
CUT	José María Olazábal	78 79	157 (13)	--	--
CUT	Ángel Cabrera	82 75	157 (13)	--	--

Notes

Tiger Woods won the Masters Tournament by one stroke to claim his fifth tournament title, 15th major championship crown and 81st PGA TOUR victory at age 43 years, 3 months, 15 days. With the win, Woods moved within one of Sam Snead's record for PGA TOUR wins and within three of Jack Nicklaus' record 18 major championships.

Only Jack Nicklaus in 1986 (46 years, 2 months, 23 days) had previously won the Masters at an older age than Tiger Woods, the seventh player in his 40s to win the event.

Tiger Woods entered the final round trailing Francesco Molinari by two strokes and had never previously come from behind after 54 holes to win a major.

11 years removed from his win at the 2008 U.S. Open, his most recent major championship, Tiger Woods became the first player since Ben Crenshaw (1984 Masters, 1995 Masters) to go 11 years or more between wins at majors. In addition, Woods recorded the victory 14 years after winning most recently at Augusta National Golf Club, the longest such streak through 83 editions of the event (previous: Gary Player/13).

With his fifth win at the event, Tiger Woods made the Masters the seventh PGA TOUR event at which he has collected five or more victories.

Dustin Johnson recorded his fourth consecutive top-10 at the event, closing with birdies on four of his last six holes to tie Brooks Koepka and Xander Schauffele for second. The T2 represented Johnson's best result in a major championship since winning the 2016 U. S. Open. For the first time in nine starts at the event, Johnson posted four under-par scores.

First- and second-round co-leader Brooks Koepka posted four under-par scores, highlighted by a first-round 66, to earn the runner-up, his first top-10 at the event. He played the par 5s in 13-under, tied with Tony Finau for best in the field.

Xander Schauffele's T2 marked his fourth top-10 result in his eighth major championship start (T2/2019 Masters Tournament, T2/2018 The Open, T6/2018 U.S. Open, T5/2017 U.S. Open). Led the field with 25 birdies, becoming the third player since 1980 to have 25 or more birdies in a single Masters, joining Phil Mickelson (25/2001) and Jordan Spieth (28/2015).

Francesco Molinari shared the 36-hole lead and held a two-stroke 54-hole lead before closing with a 2-over 74 to finish T5. Molinari had never previously finished better than T19 in seven starts at the event. He 49 consecutive holes without a bogey (No. 12/R1 through No. 6/R4), one shy of the tournament record entering the week (50/ Stuart Appleby/2001).

Five players (Jason Day, Brooks Koepka, Francesco Molinari, Louis Oosthuizen and Adam Scott) were tied for the 36-hole lead, the first time in Masters history that more than four shared the second-round lead. All five co-leaders were major championship winners.

Four amateurs advanced to the weekend, the most since 1999 (4). U.S. Amateur champion Viktor Hovland, at 3-under and T32, won the Silver Cup as low amateur, one stroke ahead of Alvaro Ortiz, winner of the 2019 Latin America Amateur and brother of PGA TOUR professional Carlos Ortiz.

For the first time in Masters history, 65 or more players made the cut (61 professionals, four amateurs).

Three 64s were shot in round three (Patrick Cantlay, Tony Finau, Webb Simpson), marking the first time three players had shot 64 or better in a single round at the Masters.

Two players recorded holes-in-one at No. 16 in the final round (Bryson DeChambeau, Justin Thomas), the 30th and 31st aces in tournament history.

WEATHER: Thursday: Partly cloudy. High of 84. Wind SE 10-15 mph. **Friday:** Mostly cloudy with scattered showers. High of 84. Wind SSE 5-10 mph. Play was suspended at 5:05 p.m. due to dangerous weather and resumed at 5:34 p.m., a delay of 29 minutes. **Saturday:** Mostly cloudy. High of 85. Wind SE 5-10 mph. **Sunday:** Cloudy with scattered showers. High of 80. Wind SSE 15-20 mph, with gusts to 25 mph.

Tournament Record: 270

Jordan Spieth (2015), Tiger Woods (1997)

Augusta National GC: 63

Greg Norman (1996), Nick Price (1986)

Tournament History

End Date	Purse	Winner	Score	Runner-Up	Earnings	Location (Par/Yards)
Masters Tournament						
4/14/2019		Tiger Woods	275 (-13)	Dustin Johnson - 276 (-12) Brooks Koepka - 276 (-12) Xander Schauffele - 276 (-12)	\$2,070,000	Augusta National GC, Augusta, GA (72/7,475)
4/8/2018	\$11,000,000	Patrick Reed	273 (-15)	Rickie Fowler - 274 (-14)	\$1,980,000	Augusta National GC, Augusta, GA (72/7,435)
4/9/2017	\$10,000,000	Sergio Garcia *	279 (-9)	Justin Rose - 279 (-9)	\$1,980,000	Augusta National GC, Augusta, GA (72/7,435)
4/10/2016	\$10,000,000	Danny Willett	283 (-5)	Lee Westwood - 286 (-2) Jordan Spieth - 286 (-2)	\$1,800,000	Augusta National GC, Augusta, GA (72/7,435)
4/12/2015	\$10,000,000	Jordan Spieth	270 (-18)	Phil Mickelson - 274 (-14) Justin Rose - 274 (-14)	\$1,800,000	Augusta National GC, Augusta, GA (72/7,435)
4/13/2014	\$9,000,000	Bubba Watson	280 (-8)	Jonas Blixt - 283 (-5) Jordan Spieth - 283 (-5)	\$1,620,000	Augusta National GC, Augusta, GA (72/7,435)
4/14/2013	\$8,000,000	Adam Scott *	279 (-9)	Ángel Cabrera - 279 (-9)	\$1,440,000	Augusta National GC, Augusta, GA (72/7,435)
4/8/2012	\$8,000,000	Bubba Watson *	278 (-10)	Louis Oosthuizen - 278 (-10)	\$1,440,000	Augusta National GC, Augusta, GA (72/7,435)
4/10/2011	\$7,500,000	Charl Schwartzel	274 (-14)	Adam Scott - 276 (-12) Jason Day - 276 (-12)	\$1,440,000	Augusta National GC, Augusta, GA (72/7,435)
4/11/2010	\$7,500,000	Phil Mickelson	272 (-16)	Lee Westwood - 275 (-13)	\$1,350,000	Augusta National GC, Augusta, GA (72/7,435)
4/12/2009	\$7,000,000	Ángel Cabrera *	276 (-12)	Kenny Perry - 276 (-12) Chad Campbell - 276 (-12)	\$1,350,000	Augusta National GC, Augusta, GA (72/7,435)
4/13/2008	\$7,000,000	Trevor Immelman	280 (-8)	Tiger Woods - 283 (-5)	\$1,350,000	Augusta National GC, Augusta, GA (72/7,445)
4/8/2007	\$7,000,000	Zach Johnson	289 (1)	Tiger Woods - 291 (3) Retief Goosen - 291 (3) Rory Sabbatini - 291 (3)	\$1,305,000	Augusta National GC, Augusta, GA (72/7,445)
4/9/2006	\$7,000,000	Phil Mickelson	281 (-7)	Tim Clark - 283 (-5)	\$1,260,000	Augusta National GC, Augusta, GA (72/7,445)
4/10/2005	\$7,000,000	Tiger Woods *	276 (-12)	Chris DiMarco - 276 (-12)	\$1,260,000	Augusta National GC, Augusta, GA (72/7,290)
4/11/2004	\$6,000,000	Phil Mickelson	279 (-9)	Emie Els - 280 (-8)	\$1,170,000	Augusta National GC, Augusta, GA (72/7,290)
4/13/2003	\$6,000,000	Mike Weir *	281 (-7)	Len Mattiace - 281 (-7)	\$1,080,000	Augusta National GC, Augusta, GA (72/7,290)
4/14/2002	\$5,600,000	Tiger Woods	276 (-12)	Retief Goosen - 279 (-9)	\$1,008,000	Augusta National GC, Augusta, GA (72/7,270)
4/8/2001	\$5,600,000	Tiger Woods	272 (-16)	David Duval - 274 (-14)	\$1,008,000	Augusta National GC, Augusta, GA (72/6,985)
4/9/2000	\$3,200,000	Vijay Singh	278 (-10)	Emie Els - 281 (-7)	\$828,000	Augusta National GC, Augusta, GA (72/6,925)
4/11/1999	\$4,000,000	José María Olazábal	280 (-8)	Davis Love III - 282 (-6)	\$720,000	Augusta National GC, Augusta, GA (72/6,925)
4/12/1998	\$3,000,000	Mark O'Meara	279 (-9)	Fred Couples - 280 (-8) David Duval - 280 (-8)	\$576,000	Augusta National GC, Augusta, GA (72/6,925)
4/13/1997	\$2,700,000	Tiger Woods	270 (-18)	Tom Kite - 282 (-6)	\$486,000	Augusta National GC, Augusta, GA (72/6,925)
4/14/1996	\$2,500,000	Nick Faldo	276 (-12)	Greg Norman - 281 (-7)	\$450,000	Augusta National GC, Augusta, GA (72/6,905)
4/9/1995	\$2,200,000	Ben Crenshaw	274 (-14)	Davis Love III - 275 (-13)	\$396,000	Augusta National GC, Augusta, GA (72/6,905)
4/10/1994	\$2,000,000	José María Olazábal	279 (-9)	Tom Lehman - 281 (-7)	\$360,000	Augusta National GC, Augusta, GA (72/6,905)
4/11/1993	\$1,700,000	Bernhard Langer	277 (-11)	Chip Beck - 281 (-7)	\$306,000	Augusta National GC, Augusta, GA (72/6,905)
4/12/1992	\$1,500,000	Fred Couples	275 (-13)	Raymond Floyd - 277 (-11)	\$270,000	Augusta National GC, Augusta, GA (72/6,905)
4/14/1991	\$1,350,000	Ian Woosnam	277 (-11)	José María Olazábal - 278 (-10)	\$243,000	Augusta National GC, Augusta, GA (72/6,905)
4/8/1990	\$1,250,000	Nick Faldo *	278 (-10)	Raymond Floyd - 278 (-10)	\$225,000	Augusta National GC, Augusta, GA (72/6,905)
4/9/1989	\$1,000,000	Nick Faldo *	283 (-5)	Scott Hoch - 283 (-5)	\$200,000	Augusta National GC, Augusta, GA (72/6,905)
4/10/1988	\$1,000,000	Sandy Lyle	281 (-7)	Mark Calcavecchia - 282 (-6)	\$183,800	Augusta National GC, Augusta, GA (72/6,905)
4/12/1987	\$867,100	Larry Mize *	285 (-3)	Seve Ballesteros - 285 (-3) Greg Norman - 285 (-3)	\$162,000	Augusta National GC, Augusta, GA (72/6,905)
4/13/1986	\$758,600	Jack Nicklaus	279 (-9)	Tom Kite - 280 (-8) Greg Norman - 280 (-8)	\$144,000	Augusta National GC, Augusta, GA (72/6,905)
4/14/1985	\$700,793	Bernhard Langer	282 (-6)	Seve Ballesteros - 284 (-4) Raymond Floyd - 284 (-4) Curtis Strange - 284 (-4)	\$126,000	Augusta National GC, Augusta, GA (72/6,905)
4/15/1984	\$612,900	Ben Crenshaw	277 (-11)	Tom Watson - 279 (-9)	\$108,000	Augusta National GC, Augusta, GA (72/6,905)
4/11/1983	\$500,000	Seve Ballesteros	280 (-8)	Ben Crenshaw - 284 (-4) Tom Kite - 284 (-4)	\$90,000	Augusta National GC, Augusta, GA (72/6,905)
4/11/1982	\$367,152	Craig Stadler *	284 (-4)	Dan Pohl - 284 (-4)	\$64,000	Augusta National GC, Augusta, GA (72/6,905)
4/12/1981	\$362,587	Tom Watson	280 (-8)	Johnny Miller - 282 (-6) Jack Nicklaus - 282 (-6)	\$60,000	Augusta National GC, Augusta, GA (72/6,905)
4/13/1980	\$359,949	Seve Ballesteros	275 (-13)	Gibby Gilbert - 279 (-9) Jack Newton - 279 (-9)	\$55,000	Augusta National GC, Augusta, GA (72/7,040)
4/15/1979	\$299,625	Fuzzy Zoeller *	280 (-8)	Ed Sneed - 280 (-8) Tom Watson - 280 (-8)	\$50,000	Augusta National GC, Augusta, GA (72/7,040)
4/9/1978	\$262,402	Gary Player	277 (-11)	Hubert Green - 278 (-10) Tom Watson - 278 (-10) Rod Funseth - 278 (-10)	\$45,000	Augusta National GC, Augusta, GA (72/7,040)
4/10/1977	\$280,477	Tom Watson	276 (-12)	Jack Nicklaus - 278 (-10)	\$40,000	Augusta National GC, Augusta, GA (72/7,030)
4/11/1976	\$254,852	Raymond Floyd	271 (-17)	Ben Crenshaw - 279 (-9)	\$40,000	Augusta National GC, Augusta, GA (72/7,030)
4/13/1975	\$242,750	Jack Nicklaus	276 (-12)	Johnny Miller - 277 (-11) Tom Weiskopf - 277 (-11)	\$40,000	Augusta National GC, Augusta, GA (72/7,020)
4/14/1974	\$229,000	Gary Player	278 (-10)	Dave Stockton - 280 (-8) Tom Weiskopf - 280 (-8)	\$35,000	Augusta National GC, Augusta, GA (72/7,020)
4/8/1973	\$224,825	Tommy Aaron	283 (-5)	J.C. Snead - 284 (-4)	\$30,000	Augusta National GC, Augusta, GA (72/6,980)
4/9/1972	\$204,000	Jack Nicklaus	286 (-2)	Bruce Crampton - 289 (1) Bobby Mitchell - 289 (1) Tom Weiskopf - 289 (1)	\$25,000	Augusta National GC, Augusta, GA (72/6,980)
4/11/1971	\$197,976	Charles Coody	279 (-9)	Johnny Miller - 281 (-7) Jack Nicklaus - 281 (-7)	\$25,000	Augusta National GC, Augusta, GA (72/6,980)
4/12/1970	\$203,801	Billy Casper *	279 (-9)	Gene Littler - 279 (-9)	\$25,000	Augusta National GC, Augusta, GA (72/6,980)
4/13/1969	\$149,974	George Archer	281 (-7)	Billy Casper - 282 (-6) George Knudson - 282 (-6) Tom Weiskopf - 282 (-6)	\$20,000	Augusta National GC, Augusta, GA (72/6,980)
4/14/1968	\$142,975	Bob Goalby	277 (-11)	Roberto De Vincenzo - 278 (-10)	\$20,000	Augusta National GC, Augusta, GA (72/6,980)
4/9/1967	\$154,850	Gay Brewer	280 (-8)	Bobby Nichols - 281 (-7)	\$20,000	Augusta National GC, Augusta, GA (72/6,980)
4/11/1966	\$152,880	Jack Nicklaus *	288	Tommy Jacobs - 288	\$20,000	Augusta National GC, Augusta, GA (72/6,980)
4/11/1965	\$137,675	Jack Nicklaus	271 (-17)	Arnold Palmer - 280 (-8) Gary Player - 280 (-8)	\$20,000	Augusta National GC, Augusta, GA (72/6,980)
4/12/1964	\$129,800	Arnold Palmer	276 (-12)	Dave Marr - 282 (-6) Jack Nicklaus - 282 (-6)	\$20,000	Augusta National GC, Augusta, GA (72/6,980)
4/7/1963	\$94,000	Jack Nicklaus	286 (-2)	Tony Lema - 287 (-1)	\$20,000	Augusta National GC, Augusta, GA (72/6,980)
4/8/1962	\$109,100	Arnold Palmer *	280 (-8)	Gary Player - 280 (-8)	\$20,000	Augusta National GC, Augusta, GA (72/6,980)
4/10/1961	\$99,500	Gary Player	280 (-8)	Arnold Palmer - 281 (-7) Charles Coe - 281 (-7)	\$20,000	Augusta National GC, Augusta, GA (72/6,980)
4/10/1960	\$87,050	Arnold Palmer	282 (-6)	Ken Venturi - 283 (-5)	\$17,500	Augusta National GC, Augusta, GA (72/6,980)
4/5/1959	\$76,100	Art Wall	284 (-4)	Cary Middlecoff - 285 (-3)	\$15,000	Augusta National GC, Augusta, GA (72/6,980)
4/6/1958	\$60,050	Arnold Palmer	284 (-4)	Doug Ford - 285 (-3) Fred Hawkins - 285 (-3)	\$11,250	Augusta National GC, Augusta, GA (72/6,980)
4/7/1957	\$53,300	Doug Ford	283 (-5)	Sam Snead - 286 (-2)	\$8,750	Augusta National GC, Augusta, GA (72/6,980)
4/8/1956	\$42,000	Jack Burke, Jr.	289 (1)	Ken Venturi - 290 (2)	\$6,000	Augusta National GC, Augusta, GA (72/6,965)
4/10/1955	\$33,750	Cary Middlecoff	279 (-9)	Ben Hogan - 286 (-2)	\$5,000	Augusta National GC, Augusta, GA (72/6,965)
4/11/1954	\$33,500	Sam Snead *	289 (1)	Ben Hogan - 289 (1)	\$5,000	Augusta National GC, Augusta, GA (72/6,950)
4/12/1953	\$24,410	Ben Hogan	274 (-14)	Ed Oliver - 279 (-9)	\$4,000	Augusta National GC, Augusta, GA (72/6,950)
4/6/1952	\$20,000	Sam Snead	286 (-2)	Jack Burke, Jr. - 290 (2)	\$4,000	Augusta National GC, Augusta, GA (72/6,950)
4/8/1951	\$10,000	Ben Hogan	280 (-8)	Skee Riegel - 282 (-6)	\$3,000	Augusta National GC, Augusta, GA (72/6,900)
4/9/1950	\$12,000	Jimmy Demaret	283 (-5)	Jim Ferrier - 285 (-3)	\$2,400	Augusta National GC, Augusta, GA (72/6,900)

Tournament History

End Date	Purse	Winner	Score	Runner-Up	Earnings	Location (Par/Yards)
4/10/1949	\$11,000	Sam Snead	282 (-6)	Johnny Bulla - 285 (-3) Lloyd Mangrum - 285 (-3)	\$2,750	Augusta National GC, Augusta, GA (72/6,900)
4/11/1948	\$10,000	Claude Harmon	279 (-9)	Cary Middlecoff - 284 (-4)	\$2,500	Augusta National GC, Augusta, GA (72/6,900)
4/6/1947	\$10,000	Jimmy Demaret	281 (-7)	Byron Nelson - 283 (-5) Frank Stranahan - 283 (-5)	\$2,500	Augusta National GC, Augusta, GA (72/6,800)
4/7/1946	\$10,000	Herman Keiser	282 (-6)	Ben Hogan - 283 (-5)	\$2,500	Augusta National GC, Augusta, GA (72/6,800)
4/12/1942	\$5,000	Byron Nelson *	280 (-8)	Ben Hogan - 280 (-8)	\$1,500	Augusta National GC, Augusta, GA (72/6,800)
4/6/1941	\$5,000	Craig Wood	280 (-8)	Byron Nelson - 283 (-5)	\$1,500	Augusta National GC, Augusta, GA (72/6,800)
4/7/1940	\$5,000	Jimmy Demaret	280 (-9)	Lloyd Mangrum - 284 (-4)	\$1,500	Augusta National GC, Augusta, GA (72/6,800)
4/2/1939	\$5,000	Ralph Guldahl	279 (-9)	Sam Snead - 280 (-8)	\$1,500	Augusta National GC, Augusta, GA (72/6,800)
4/4/1938	\$5,000	Henry Picard	285 (-3)	Harry Cooper - 287 (-1) Ralph Guldahl - 287 (-1)	\$1,500	Augusta National GC, Augusta, GA (72/6,800)
Augusta National Invitation						
4/4/1937	\$5,000	Byron Nelson	283 (-5)	Ralph Guldahl - 285 (-3)	\$1,500	Augusta National GC, Augusta, GA (72/6,700)
4/5/1936	\$5,000	Horton Smith	285 (-3)	Harry Cooper - 286 (-2)	\$1,500	Augusta National GC, Augusta, GA (72/6,700)
4/7/1935	\$5,000	Gene Sarazen *	282 (-6)	Craig Wood - 282 (-6)	\$1,500	Augusta National GC, Augusta, GA (72/6,700)
3/25/1934	\$5,000	Horton Smith	284 (-4)	Craig Wood - 285 (-3)	\$1,500	Augusta National GC, Augusta, GA (72/6,700)

* indicates playoff

RBC Heritage

Hilton Head, South Carolina • June 18-21, 2020

Harbour Town GL

Par/Yards: 36-35--71 | 7,099



Winner: Webb Simpson

FedExCup Points: 500

65-65-68-64 262 (-22) | \$1,278,000

Leaders

Round 1

Ian Poulter	64 (-7)
Mark Hubbard	64 (-7)
Viktor Hovland	65 (-6)
Sebastián Muñoz	65 (-6)
Ryan Palmer	65 (-6)
Webb Simpson	65 (-6)
Brice Garnett	65 (-6)
Dylan Frittelli	65 (-6)
Michael Thompson	65 (-6)

Round 2

Webb Simpson	130 (-12)
Corey Conners	131 (-11)
Bryson DeChambeau	131 (-11)
Matthew Fitzpatrick	132 (-10)
Ryan Palmer	132 (-10)

Round 3

Tyrrell Hatton	198 (-15)
Abraham Ancer	198 (-15)
Webb Simpson	198 (-15)
Ryan Palmer	198 (-15)
Daniel Berger	199 (-14)
Carlos Ortiz	199 (-14)
Joel Dahmen	199 (-14)

Order of Finish (cut: 36 HOLES: 75 professionals at -4 (138) or better.)

Pos	Player	Scores	Total	FedExCup Points	Earnings	Pos	Player	Scores	Total	FedExCup Points	Earnings	Pos	Player	Scores	Total	FedExCup Points	Earnings
1	Webb Simpson	65 65 68 64	262 (-22)	500	\$1,278,000	T52	Brian Stuard	68 70 70 67	275 (-9)	6	\$16,827	CUT	Shane Lowry	74 67	141 (-1)	--	--
2	Abraham Ancer	69 64 65 65	263 (-21)	300	\$773,900	T52	Harry Higgs	69 68 70 68	275 (-9)	6	\$16,827	CUT	Matthew Wolff	72 69	141 (-1)	--	--
T3	Daniel Berger	67 69 63 65	264 (-20)	163	\$418,900	T52	Vaughn Taylor	67 69 70 69	275 (-9)	6	\$16,827	CUT	Cameron Smith	69 72	141 (-1)	--	--
T3	Tyrrell Hatton	71 64 63 66	264 (-20)	163	\$418,900	T52	Bubba Watson	69 68 73 65	275 (-9)	6	\$16,827	CUT	Harold Varner III	70 71	141 (-1)	--	--
T5	Sergio Garcia	70 65 65 65	265 (-19)	105	\$274,238	T52	Matt Jones	69 69 66 71	275 (-9)	6	\$16,827	CUT	Michael Kim	72 69	141 (-1)	--	--
T5	Joaquin Niemann	69 68 63 65	265 (-19)	105	\$274,238	T58	Bernhard Langer	69 67 71 69	276 (-8)	5	\$16,117	CUT	Keith Mitchell	72 70	142 (0)	--	--
7	Brooks Koepka	67 66 68 65	266 (-18)	90	\$239,625	T58	Chesson Hadley	68 68 68 72	276 (-8)	5	\$16,117	CUT	Si Woo Kim	72 70	142 (0)	--	--
T8	Bryson DeChambeau	67 64 70 66	267 (-17)	73	\$186,375	T58	Maverick McNealy	72 66 66 72	276 (-8)	5	\$16,117	CUT	Aaron Wise	73 69	142 (0)	--	--
T8	J.T. Poston	67 69 66 65	267 (-17)	73	\$186,375	61	Branden Grace	69 69 67 72	277 (-7)	5	\$15,833	CUT	Sam Burns	71 71	142 (0)	--	--
T8	Ryan Palmer	65 67 66 69	267 (-17)	73	\$186,375	T62	Gary Woodland	69 68 71 70	278 (-6)	5	\$15,620	CUT	Michael Gligic	72 70	142 (0)	--	--
T8	Justin Thomas	72 66 66 63	267 (-17)	73	\$186,375	T62	Stewart Cink	68 68 72 70	278 (-6)	5	\$15,620	CUT	Andrew Putnam	74 68	142 (0)	--	--
T8	Dylan Frittelli	65 69 71 62	267 (-17)	73	\$186,375	T64	Xander Schauffele	72 66 75 66	279 (-5)	4	\$15,194	CUT	Patrick Reed	70 72	142 (0)	--	--
T8	Michael Thompson	65 69 66 67	267 (-17)	73	\$186,375	T64	Matt Wallace	68 68 66 77	279 (-5)	4	\$15,194	CUT	Jason Kokrak	69 73	142 (0)	--	--
T14	Justin Rose	70 67 66 65	268 (-16)	55	\$129,575	T64	Collin Morikawa	68 69 68 74	279 (-5)	4	\$15,194	CUT	Kevin Tway	71 71	142 (0)	--	--
T14	Ian Poulter	64 69 67 68	268 (-16)	55	\$129,575	T64	Wyndham Clark	68 66 70 75	279 (-5)	4	\$15,194	CUT	Bronson Burgoon	72 70	142 (0)	--	--
T14	Matthew Fitzpatrick	66 66 68 68	268 (-16)	55	\$129,575	T68	Wesley Bryan	69 68 73 70	280 (-4)	3	\$14,768	CUT	Luke List	69 73	142 (0)	--	--
T17	Jhonattan Vegas	70 63 69 67	269 (-15)	48	\$104,725	T68	Jordan Spieth	66 70 65 69	280 (-4)	3	\$14,768	CUT	Ryan Moore	73 69	142 (0)	--	--
T17	Dustin Johnson	68 66 67 68	269 (-15)	48	\$104,725	T70	Peter Malnati	71 67 69 74	281 (-3)	3	\$14,342	CUT	Rafa Cabrera Bello	73 70	143 (1)	--	--
T17	Brice Garnett	65 71 65 68	269 (-15)	48	\$104,725	T70	Troy Merritt	70 68 72 71	281 (-3)	3	\$14,342	CUT	Jimmy Walker	74 69	143 (1)	--	--
T17	Harris English	67 70 68 64	269 (-15)	48	\$104,725	T70	Danny Lee	68 67 76 70	281 (-3)	3	\$14,342	CUT	Luke Donald	71 72	143 (1)	--	--
T21	Alex Noren	69 66 66 69	270 (-14)	37	\$69,225	T70	Mackenzie Hughes	66 68 69 78	281 (-3)	3	\$14,342	CUT	Zach Johnson	69 74	143 (1)	--	--
T21	Lucas Glover	69 68 68 67	270 (-14)	37	\$69,225	T74	Ryan Armour	69 68 71 74	282 (-2)	3	\$13,916	CUT	Scott Brown	73 70	143 (1)	--	--
T21	Rory Sabbatini	70 67 68 65	270 (-14)	37	\$69,225	T74	Chez Reavie	68 70 68 76	282 (-2)	3	\$13,916	CUT	Lanto Griffin	76 67	143 (1)	--	--
T21	Corey Conners	68 63 69 70	270 (-14)	37	\$69,225	CUT	Pat Perez	73 66	139 (-3)	--	--	CUT	Roger Sloan	70 73	143 (1)	--	--
T21	Erik van Rooyen	66 68 66 70	270 (-14)	--	\$69,225	CUT	Charles Howell III	73 66	139 (-3)	--	--	CUT (A)	Andy Ogletree	73 70	143 (1)	--	--
T21	Doc Redman	72 66 65 67	270 (-14)	37	\$69,225	CUT	Aaron Baddeley	71 68	139 (-3)	--	--	CUT	Sungjae Im	73 70	143 (1)	--	--
T21	Viktor Hovland	65 71 68 66	270 (-14)	37	\$69,225	CUT	Charley Hoffman	71 68	139 (-3)	--	--	CUT	Talor Gooch	75 69	144 (2)	--	--
T28	Sebastián Muñoz	65 69 68 68	271 (-13)	28	\$48,635	CUT	Kyle Stanley	69 70	139 (-3)	--	--	CUT	Hideki Matsuyama	74 70	144 (2)	--	--
T28	Christiaan Bezuidenhout	67 69 68 67	271 (-13)	--	\$48,635	CUT	Billy Horschel	69 70	139 (-3)	--	--	CUT	Glen Day	76 68	144 (2)	--	--
T28	Tyler Duncan	71 63 68 69	271 (-13)	28	\$48,635	CUT	Kevin Kisner	68 71	139 (-3)	--	--	CUT	Brian Gay	71 73	144 (2)	--	--
T28	Brian Harman	70 67 69 65	271 (-13)	28	\$48,635	CUT	Rickie Fowler	67 72	139 (-3)	--	--	CUT	David Hearn	75 69	144 (2)	--	--
T28	Chris Stroud	68 69 63 71	271 (-13)	28	\$48,635	CUT	Nate Lashley	72 67	139 (-3)	--	--	CUT	Brandt Snedeker	74 70	144 (2)	--	--
T33	Andrew Landry	68 67 66 71	272 (-12)	20	\$36,299	CUT	Patton Kizzire	70 69	139 (-3)	--	--	CUT	Denny McCarthy	73 72	145 (3)	--	--
T33	Carlos Ortiz	69 67 63 73	272 (-12)	20	\$36,299	CUT	Tom Hoge	70 69	139 (-3)	--	--	CUT	Matt Every	74 72	146 (4)	--	--
T33	Tony Finau	66 68 68 70	272 (-12)	20	\$36,299	CUT	Patrick Rodgers	67 72	139 (-3)	--	--	CUT	Louis Oosthuizen	73 73	146 (4)	--	--
T33	Jim Herman	68 69 69 66	272 (-12)	20	\$36,299	CUT	J.J. Spaun	72 67	139 (-3)	--	--	CUT	Bo Van Pelt	71 75	146 (4)	--	--
T33	Mark Hubbard	64 72 68 68	272 (-12)	20	\$36,299	CUT (A)	Spencer Ralston	69 70	139 (-3)	--	--	CUT	Scott Piercy	76 71	147 (5)	--	--
T33	Matthew NeSmith	66 67 73 66	272 (-12)	20	\$36,299	CUT	Adam Long	72 68	140 (-2)	--	--	CUT	K.J. Choi	73 74	147 (5)	--	--
T33	Sepp Straka	67 71 67 67	272 (-12)	20	\$36,299	CUT	Jazz Janewattananond	72 68	140 (-2)	--	--	CUT	Kyoung-Hoon Lee	72 75	147 (5)	--	--
T33	Jon Rahm	71 67 66 68	272 (-12)	20	\$36,299	CUT	Russell Knox	73 67	140 (-2)	--	--	CUT	Victor Perez	76 71	147 (5)	--	--
T41	Max Homa	67 69 69 68	273 (-11)	12	\$25,205	CUT	Russell Henley	70 70	140 (-2)	--	--	CUT	Austin Cook	76 71	147 (5)	--	--
T41	Sam Ryder	69 65 68 71	273 (-11)	12	\$25,205	CUT	Kevin Chappell	73 67	140 (-2)	--	--	CUT	Byeong Hun An	74 74	148 (6)	--	--
T41	Adam Hadwin	72 65 67 69	273 (-11)	12	\$25,205	CUT	Danny Willett	70 70	140 (-2)	--	--	CUT	Sung Kang	72 76	148 (6)	--	--
T41	Rory McIlroy	72 65 66 70	273 (-11)	12	\$25,205	CUT	Brendon Todd	68 72	140 (-2)	--	--	CUT	Ted Potter, Jr.	74 74	148 (6)	--	--
T41	Jason Dufner	69 66 70 68	273 (-11)	12	\$25,205	CUT	Jim Furyk	69 71	140 (-2)	--	--	CUT	Adam Schenk	71 78	149 (7)	--	--
T41	Charl Schwartzel	71 67 66 69	273 (-11)	12	\$25,205	CUT	Kevin Streelman	73 67	140 (-2)	--	--	CUT	Martin Trainer	80 71	151 (9)	--	--
T41	Matt Kuchar	70 66 67 70	273 (-11)	12	\$25,205	CUT	Jason Day	71 69	140 (-2)	--	--	W/D	Nick Watney	74	74 (3)	--	--
T48	Bill Haas	71 66 68 69	274 (-10)	9	\$18,673	CUT	Davis Love III	72 69	141 (-1)	--	--						
T48	Ernie Els	67 67 72 68	274 (-10)	9	\$18,673	CUT	Vijay Singh	70 71	141 (-1)	--	--						
T48	Joel Dahmen	68 68 63 75	274 (-10)	9	\$18,673	CUT	Graeme McDowell	75 66	141 (-1)	--	--						
T48	Scott Stallings	70 68 65 71	274 (-10)	9	\$18,673	CUT	Emiliano Grillo	70 71	141 (-1)	--	--						
T52	Cheng Tsung Pan	68 68 70 69	275 (-9)	6	\$16,827	CUT	Bud Cauley	71 70	141 (-1)	--	--						

Notes

Webb Simpson won his seventh career PGA TOUR title, and second of the season, with a one-shot victory over Abraham Ancer at the RBC Heritage. The win came in Simpson's 290th start at the age of 34 years, 10 months, 13 days.

Webb Simpson recorded five birdies in a six-hole stretch on the back nine at Harbour Town to close with a 7-under 64, becoming the first player in tournament history to reach 22-under 262.

Runner-up Abraham Ancer was seeking to become the fifth straight winner of the RBC Heritage to capture his first victory at Harbour Town. Ancer closed with a 65, hitting all 18 greens in regulation.

Daniel Berger (T3), who won the Charles Schwab Challenge a week prior, birdied three of his last four holes in a bid to win consecutive PGA TOUR events.

Due to scheduling changes, Sunday's final round of the RBC Heritage fell on Father's Day, marking Webb Simpson's second PGA TOUR win to occur on Father's Day (2012 U.S. Open). Simpson also has a win on Mother's Day (THE PLAYERS Championship in 2018).

With the win, Webb Simpson moved to No. 1 in the FedExCup for the first time since the 2013-14 season, and moved to No. 5 in the Official World Golf Ranking.

WEATHER: Thursday: Mostly cloudy with a high of 82. Wind SE 10-15 mph. **Friday:** Partly cloudy with a high of 83. Wind ESE 10-15 mph. Play was suspended due to a dangerous weather situation at 5:42 p.m. ET and resumed at 7:42 p.m. ET. **Saturday:** Partly cloudy with a high of 85. Wind SE 6-12 mph. **Sunday:** Partly cloudy with a high of 87. Wind S 5-10 mph. Due to a dangerous weather situation, play was suspended from 2:35 p.m. ET until 5:21 p.m. ET, a total of 2 hours, 46 minutes.

Tournament Record: 262

Webb Simpson (2020)

Harbour Town GL: 61

Troy Merritt (2015), David Frost (1994)

Tournament History

End Date	Purse	Winner	Score	Runner-Up	Earnings	Location (Par/Yards)
RBC Heritage						
6/21/2020	\$7,100,000	Webb Simpson	262 (-22)	Abraham Ancer - 263 (-21)	\$1,278,000	Harbour Town GL, Hilton Head, SC (71/7,099)
4/21/2019	\$6,900,000	Cheng Tsung Pan	272 (-12)	Matt Kuchar - 273 (-11)	\$1,242,000	Harbour Town GL, Hilton Head, SC (71/7,099)
4/15/2018	\$6,700,000	Satoshi Kodaira *	272 (-12)	Si Woo Kim - 272 (-12)	\$1,206,000	Harbour Town GL, Hilton Head, SC (71/7,099)
4/16/2017	\$6,500,000	Wesley Bryan	271 (-13)	Luke Donald - 272 (-12)	\$1,170,000	Harbour Town GL, Hilton Head, SC (71/7,099)
4/17/2016	\$5,900,000	Branden Grace	275 (-9)	Luke Donald - 277 (-7) Russell Knox - 277 (-7)	\$1,062,000	Harbour Town GL, Hilton Head, SC (71/7,099)
4/19/2015	\$5,900,000	Jim Furyk *	266 (-18)	Kevin Kisner - 266 (-18)	\$1,062,000	Harbour Town GL, Hilton Head, SC (71/7,101)
4/20/2014	\$5,800,000	Matt Kuchar	273 (-11)	Luke Donald - 274 (-10)	\$1,044,000	Harbour Town GL, Hilton Head, SC (71/7,101)
4/21/2013	\$5,800,000	Graeme McDowell *	275 (-9)	Webb Simpson - 275 (-9)	\$1,044,000	Harbour Town GL, Hilton Head, SC (71/7,101)
4/15/2012	\$5,700,000	Carl Pettersson	270 (-14)	Zach Johnson - 275 (-9)	\$1,026,000	Harbour Town GL, Hilton Head, SC (71/7,101)
The Heritage						
4/24/2011	\$5,700,000	Brandt Snedeker *	272 (-12)	Luke Donald - 272 (-12)	\$1,026,000	Harbour Town GL, Hilton Head, SC (71/6,973)
Verizon Heritage						
4/18/2010	\$5,700,000	Jim Furyk *	271 (-13)	Brian Davis - 271 (-13)	\$1,026,000	Harbour Town GL, Hilton Head, SC (71/6,973)
4/19/2009	\$5,700,000	Brian Gay	264 (-20)	Briny Baird - 274 (-10) Luke Donald - 274 (-10)	\$1,026,000	Harbour Town GL, Hilton Head, SC (71/6,973)
4/20/2008	\$5,500,000	Boo Weekley	269 (-15)	Aaron Baddeley - 272 (-12) Anthony Kim - 272 (-12)	\$990,000	Harbour Town GL, Hilton Head, SC (71/6,973)
4/15/2007	\$5,400,000	Boo Weekley	270 (-14)	Ernie Els - 271 (-13)	\$972,000	Harbour Town GL, Hilton Head, SC (71/6,973)
4/16/2006	\$5,300,000	Aaron Baddeley	269 (-15)	Jim Furyk - 270 (-14)	\$954,000	Harbour Town GL, Hilton Head, SC (71/6,973)
MCI Heritage						
4/17/2005	\$5,200,000	Peter Lonard	277 (-7)	Billy Andrade - 279 (-5) Davis Love III - 279 (-5) Jim Furyk - 279 (-5) Darren Clarke - 279 (-5)	\$936,000	Harbour Town GL, Hilton Head, SC (71/6,973)
4/18/2004	\$4,800,000	Stewart Cink *	274 (-10)	Ted Purdy - 274 (-10)	\$864,000	Harbour Town GL, Hilton Head, SC (71/6,973)
4/20/2003	\$4,500,000	Davis Love III *	271 (-13)	Woody Austin - 271 (-13)	\$810,000	Harbour Town GL, Hilton Head, SC (71/6,973)
WORLD COM CLASSIC-The Heritage of Golf						
4/21/2002	\$4,000,000	Justin Leonard	270 (-14)	Heath Slocum - 271 (-13)	\$720,000	Harbour Town GL, Hilton Head, SC (71/6,973)
4/15/2001	\$3,500,000	José Coceres *	273 (-11)	Billy Mayfair - 273 (-11)	\$630,000	Harbour Town GL, Hilton Head, SC (71/6,973)
MCI Classic						
4/16/2000	\$3,000,000	Stewart Cink	270 (-14)	Tom Lehman - 272 (-12)	\$540,000	Harbour Town GL, Hilton Head, SC (71/6,912)
4/18/1999	\$2,500,000	Glen Day *	274 (-10)	Jeff Sluman - 274 (-10) Payne Stewart - 274 (-10)	\$450,000	Harbour Town GL, Hilton Head, SC (71/6,916)
4/19/1998	\$1,900,000	Davis Love III	266 (-18)	Glen Day - 273 (-11)	\$342,000	Harbour Town GL, Hilton Head, SC (71/6,916)
4/20/1997	\$1,500,000	Nick Price	269 (-15)	Brad Faxon - 275 (-9) Jesper Pamevik - 275 (-9)	\$270,000	Harbour Town GL, Hilton Head, SC (71/6,916)
4/21/1996	\$1,400,000	Loren Roberts	265 (-19)	Mark O'Meara - 268 (-16)	\$252,000	Harbour Town GL, Hilton Head, SC (71/6,912)
4/16/1995	\$1,300,000	Bob Tway *	275 (-9)	David Frost - 275 (-9) Nolan Henke - 275 (-9)	\$234,000	Harbour Town GL, Hilton Head, SC (71/6,912)
MCI Heritage Golf Classic						
4/17/1994	\$1,250,000	Hale Irwin	266 (-18)	Greg Norman - 268 (-16)	\$225,000	Harbour Town GL, Hilton Head, SC (71/6,912)
4/18/1993	\$1,125,000	David Edwards	273 (-11)	David Frost - 275 (-9)	\$202,500	Harbour Town GL, Hilton Head, SC (71/6,912)
4/19/1992	\$1,000,000	Davis Love III	269 (-15)	Chip Beck - 273 (-11)	\$180,000	Harbour Town GL, Hilton Head, SC (71/6,912)
4/21/1991	\$1,000,000	Davis Love III	271 (-13)	Ian Baker-Finch - 273 (-11)	\$180,000	Harbour Town GL, Hilton Head, SC (71/6,912)
4/15/1990	\$1,000,000	Payne Stewart *	276 (-8)	Steve Jones - 276 (-8) Larry Mize - 276 (-8)	\$180,000	Harbour Town GL, Hilton Head, SC (71/6,912)
4/16/1989	\$800,000	Payne Stewart	268 (-16)	Kenny Perry - 273 (-11)	\$144,000	Harbour Town GL, Hilton Head, SC (71/6,912)
4/17/1988	\$700,000	Greg Norman	271 (-13)	David Frost - 272 (-12) Gil Morgan - 272 (-12)	\$126,000	Harbour Town GL, Hilton Head, SC (71/6,912)
4/19/1987	\$650,000	Davis Love III	271 (-13)	Steve Jones - 272 (-12)	\$117,000	Harbour Town GL, Hilton Head, SC (71/6,657)
Sea Pines Heritage						
4/20/1986	\$450,000	Fuzzy Zoeller	276 (-8)	Chip Beck - 277 (-7) Roger Maltbie - 277 (-7) Greg Norman - 277 (-7)	\$81,000	Harbour Town GL, Hilton Head, SC (71/6,657)
4/21/1985	\$400,000	Bernhard Langer *	273 (-11)	Bobby Wadkins - 273 (-11)	\$72,000	Harbour Town GL, Hilton Head, SC (71/6,657)
4/22/1984	\$400,000	Nick Faldo	270 (-14)	Tom Kite - 271 (-13)	\$72,000	Harbour Town GL, Hilton Head, SC (71/6,657)
4/17/1983	\$350,000	Fuzzy Zoeller	275 (-9)	Jim Nelford - 277 (-7)	\$63,000	Harbour Town GL, Hilton Head, SC (71/6,657)
3/28/1982	\$300,000	Tom Watson *	280 (-4)	Frank Conner - 280 (-4)	\$54,000	Harbour Town GL, Hilton Head, SC (71/6,657)
3/29/1981	\$300,000	Bill Rogers	278 (-6)	Bruce Devlin - 279 (-5) Hale Irwin - 279 (-5) Gil Morgan - 279 (-5) Craig Stadler - 279 (-5)	\$54,000	Harbour Town GL, Hilton Head, SC (71/6,657)
3/30/1980	\$300,000	Doug Tewell *	280 (-4)	Jerry Pate - 280 (-4)	\$54,000	Harbour Town GL, Hilton Head, SC (71/6,657)
Sea Pines Heritage Classic						
4/1/1979	\$300,000	Tom Watson	270 (-14)	Ed Sneed - 275 (-9)	\$54,000	Harbour Town GL, Hilton Head, SC (71/6,657)
Heritage Classic						
3/26/1978	\$225,000	Hubert Green	277 (-7)	Hale Irwin - 280 (-4)	\$45,000	Harbour Town GL, Hilton Head, SC (71/6,657)
3/27/1977	\$225,000	Graham Marsh	273 (-11)	Tom Watson - 274 (-10)	\$45,000	Harbour Town GL, Hilton Head, SC (71/6,657)
Sea Pines Heritage Classic						
3/28/1976	\$215,000	Hubert Green	274 (-10)	Jerry McGee - 279 (-5)	\$43,000	Harbour Town GL, Hilton Head, SC (71/6,657)
3/30/1975	\$200,000	Jack Nicklaus	271 (-13)	Tom Weiskopf - 274 (-10)	\$40,000	Harbour Town GL, Hilton Head, SC (71/6,657)
3/24/1974	\$200,000	Johnny Miller	276 (-8)	Gibby Gilbert - 279 (-5)	\$40,000	Harbour Town GL, Hilton Head, SC (71/6,657)
9/16/1973	\$150,000	Hale Irwin	272 (-12)	Jerry Heard - 277 (-7) Grier Jones - 277 (-7)	\$30,000	Harbour Town GL, Hilton Head, SC (71/6,657)
11/26/1972	\$125,000	Johnny Miller	281 (-3)	Tom Weiskopf - 282 (-2)	\$25,000	Harbour Town GL, Hilton Head, SC (71/6,657)
11/28/1971	\$110,000	Hale Irwin	279 (-5)	Bob Lunn - 280 (-4)	\$22,000	Harbour Town GL, Hilton Head, SC (71/6,657)
Heritage Golf Classic						
11/29/1970	\$100,000	Bob Goalby	280 (-4)	Lanny Wadkins - 284	\$20,000	Harbour Town GL, Hilton Head, SC (71/6,657)
11/30/1969	\$100,000	Arnold Palmer	283 (-1)	Richard Crawford - 286 (2) Bert Yancey - 286 (2)	\$20,000	Harbour Town GL, Hilton Head, SC (71/6,657)

* indicates playoff

Zurich Classic of New Orleans

Avondale, Louisiana • April 25-28, 2019

TPC Louisiana

Par/Yards: 36-36--72 | 7,425



FedExCup Points (first): 500

**Winner: Ryan Palmer / Jon Rahm**

FedExCup Points: 400 | \$1,051,200

Leaders

Round 1

Brian Gay/Rory Sabbatini	60 (-12)
Scott Stallings/Trey Mullinax	61 (-11)
Cody Gribble/Joey Garber	61 (-11)
Cameron Davis/Kyle Jones	62 (-10)
J.T. Poston/Stephan Jaeger	62 (-10)
Kevin Kisner/Scott Brown	62 (-10)
Russell Knox/Brian Stuard	62 (-10)
Chez Reavie/Lucas Glover	62 (-10)
Martin Laird/Nick Taylor	62 (-10)
Jon Rahm/Ryan Palmer	64 (-8)

Round 2

Jon Rahm/Ryan Palmer	129 (-15)
Peter Malnati/Billy Hurley III	130 (-14)
Brian Gay/Rory Sabbatini	130 (-14)
Russell Knox/Brian Stuard	131 (-13)
Kevin Kisner/Scott Brown	131 (-13)
Scott Stallings/Trey Mullinax	131 (-13)

Round 3

Jon Rahm/Ryan Palmer	193 (-23)
Scott Stallings/Trey Mullinax	193 (-23)
Justin Harding/Branden Grace	194 (-22)
Brian Gay/Rory Sabbatini	196 (-20)
Peter Malnati/Billy Hurley III	196 (-20)

Order of Finish (cut: 36 HOLES: 39 Teams at -8 (136) or better.)

Position	Player	Scores	Total	FedExCup Points	Earnings	Position	Player	Scores	Total	FedExCup Points	Earnings	Position	Player	Scores	Total	FedExCup Points	Earnings
1	Jon Rahm/Ryan Palmer	64 65 64 69	262/-26	400	\$1,051,200	T22	Brooks Koepka/Chase Koepka	67 68 63 74	272/-16	8.45	\$19,610	CUT	Jonas Blixt/Cameron Smith	66 72	138/-6		
2	Sergio Garcia/Tommy Fleetwood	65 68 64 68	265/-23	162.5	\$423,400	T22	J.J. Spaun/Matt Jones	67 69 64 72	272/-16	8.45	\$19,610	CUT	Chase Wright/Derek Fathauer	67 72	139/-5		
T3	Brian Gay/Rory Sabbatini	60 70 66 71	267/-21	96.25	\$256,412	T30	Corey Connors/Mackenzie Hughes	67 68 68 70	273/-15	4.9	\$15,987	CUT	Tyler Duncan/Adam Schenk	65 74	139/-5		
T3	Kyoung-Hoon Lee/Matt Every	65 69 65 68	267/-21	96.25	\$256,412	T30	Shawn Stefani/Bill Haas	65 69 68 71	273/-15	4.9	\$15,987	CUT	Richy Werenski/Nicholas Lindheim	67 72	139/-5		
T5	Hank Lebioda/Curtis Luck	67 66 64 71	268/-20	64.37	\$163,338	T32	Julian Etulain/Andres Romero	67 69 65 73	274/-14	4.1	\$15,403	CUT	Andrew Putnam/Max Homa	65 75	140/-4		
T5	Seamus Power/David Heam	68 68 64 68	268/-20	64.37	\$163,338	T32	Justin Harding/Branden Grace	65 68 61 80	274/-14		\$15,403	CUT	Padraig Harrington/Shane Lowry	68 72	140/-4		
T5	Roberto Castro/Cameron Tringale	65 69 66 68	268/-20	64.37	\$163,338	T34	Bubba Watson/J.B. Holmes	64 70 66 75	275/-13	3.3	\$14,819	CUT	Harris English/Johnson Wagner	65 75	140/-4		
T5	Kevin Kisner/Scott Brown	62 69 68 69	268/-20	64.37	\$163,338	T34	Tom Hoge/J.J. Henry	67 68 66 74	275/-13	3.3	\$14,819	CUT	Patrick Reed/Patrick Cantlay	67 73	140/-4		
T9	Peter Malnati/Billy Hurley III	63 67 66 73	269/-19	44	\$92,345	36	Keegan Bradley/Jon Curran	64 71 69 75	279/-9	2.85	\$14,381	CUT	Harold Varner III/Tom Lovelady	67 73	140/-4		
T9	Martin Laird/Nick Taylor	62 74 64 69	269/-19	44	\$92,345	T37	Whee Kim/Sungjae Im	64 72 73 73	282/-6	2.45	\$13,797	CUT	Chris Kirk/Sepp Straka	66 74	140/-4		
T9	Nick Watney/Charley Hoffman	65 70 63 71	269/-19	44	\$92,345	T37	Denny McCarthy/Roberto Diaz	63 73 70 76	282/-6	2.45	\$13,797	CUT	Freddie Jacobson/Chad Campbell	68 72	140/-4		
T9	Ian Poulter/Sam Horsfield	67 69 66 67	269/-19	44	\$92,345	T37	Cody Gribble/Joey Garber	61 75 76 70	282/-6	2.45	\$13,797	CUT	Peter Uihlein/Dominic Bozzelli	68 72	140/-4		
T13	Kevin Tway/Kelly Kraft	63 72 64 71	270/-18	28.75	\$51,136	CUT	Kevin Streelman/Vaughn Taylor	64 73	137/-7			CUT	David Duval/Jim Furyk	66 75	141/-3		
T13	Billy Horschel/Scott Piercy	66 68 66 70	270/-18	28.75	\$51,136	CUT	Rod Pampling/John Senden	67 70	137/-7			CUT	Si Woo Kim/Sangmoon Bae	68 73	141/-3		
T13	Alex Cejka/Alex Prugh	63 71 64 72	270/-18	28.75	\$51,136	CUT	Scott Langley/Jonathan Byrd	68 69	137/-7			CUT	Michael Kim/C.T. Pan	64 78	142/-2		
T13	Scott Stallings/Trey Mullinax	61 70 62 77	270/-18	28.75	\$51,136	CUT	Kenny Perry/Josh Teater	67 70	137/-7			CUT	Louis Oosthuizen/Charl Schwartzel	65 77	142/-2		
T13	Adam Hadwin/Jim Knous	66 68 65 71	270/-18	28.75	\$51,136	CUT	Cameron Champ/Sam Burns	66 71	137/-7			CUT	Ted Potter, Jr./Nate Lashley	68 74	142/-2		
T18	Joel Dahmen/Brandon Harkins	63 71 63 74	271/-17	17.5	\$33,717	CUT	Jason Dufner/Pat Perez	66 71	137/-7			CUT	Anders Albertson/Seth Reeves	71 71	142/-2		
T18	Chez Reavie/Lucas Glover	62 70 68 71	271/-17	17.5	\$33,717	CUT	Jhonattan Vegas/Abraham Ancer	67 70	137/-7			CUT	Carlos Ortiz/Sebastián Muñoz	67 75	142/-2		
T18	Russell Henley/Ryan Blaum	65 67 65 74	271/-17	17.5	\$33,717	CUT	Danny Lee/Sung Kang	65 72	137/-7			CUT	Joaquin Niemann/Dylan Frittelli	67 75	142/-2		
T18	Henrik Stenson/Graeme McDowell	65 67 66 73	271/-17	17.5	\$33,717	CUT	Jason Day/Adam Scott	65 72	137/-7			CUT	Colt Knost/Boo Weekley	70 72	142/-2		
T22	Troy Merritt/Robert Streb	66 68 66 72	272/-16	8.45	\$19,610	CUT	Brian Hamman/Patton Kizzire	68 69	137/-7			CUT	Brendan Steele/Luke Donald	69 73	142/-2		
T22	Chris Stroud/Jason Kokrak	65 69 68 70	272/-16	8.45	\$19,610	CUT	Wyndham Clark/D.J. Trahan	65 73	138/-6			CUT	Ollie Schniederjans/Adam Svensson	69 73	142/-2		
T22	Austin Cook/Andrew Landry	65 70 62 75	272/-16	8.45	\$19,610	CUT	Kyle Stanley/Tony Finau	63 75	138/-6			CUT	Emie Els/Trevor Immelman	71 71	142/-2		
T22	Russell Knox/Brian Stuard	62 69 66 75	272/-16	8.45	\$19,610	CUT	K.J. Choi/David Lingmerth	67 71	138/-6			CUT	Hudson Swafford/Wes Roach	67 77	144/E		
T22	J.T. Poston/Stephan Jaeger	62 70 67 73	272/-16	8.45	\$19,610	CUT	Brice Garnett/Chesson Hadley	63 75	138/-6			CUT	Dru Love/Davis Love III	67 78	145/1		
T22	Shubhankar Sharma/Anirban Lahiri	67 69 65 71	272/-16		\$19,610												

Notes

Jon Rahm and Ryan Palmer teamed to win the Zurich Classic of New Orleans by three shots over Sergio Garcia/Tommy Fleetwood with a score of 26-under 262. The win for Rahm was his third on TOUR, while Palmer collected his fourth. The duo was the first to win by three shots or more since the event went to the team format in 2017.

Jon Rahm/Ryan Palmer sat T17 after a first-round 64 in Four-ball format but captured the solo-lead through 36 holes at 15-under following a 7-under 65 in Foursomes, the first score of 65 or lower at the event in that format.

Jon Rahm's only previous appearance in the event came in 2018 when he missed the cut with Welsey Bryan. Ryan Palmer was making his 11th start, having previously posted a top-five in the team format with Jordan Spieth (4th/2017).

Zurich ambassadors Sergio Garcia and Tommy Fleetwood finished second at 23-under 265. For Fleetwood, it was the second consecutive top-five at the event, pairing with Chris Paisley in 2018 for a T4. Garcia was coming off a missed cut in 2018 with partner Rafa Cabrera Bello.

Two teams tied for third, with Matt Every/K.H. Lee and Rory Sabbatini/Brian Gay finishing five shots back of the lead.

Kevin Kisner/Scott Brown finished T5 at 20-under with rounds of 62-69-68-69 at TPC Louisiana. Kisner recorded a hole-in-one with a 5-iron at the 201-yard third hole in the opening round (unofficial due to team format). The duo finished in the top 15 for the third time in the first three years of the team format at the event.

Scott Stallings/Trey Mullinax (T13) shared the 54-hole lead with Jon Rahm/Ryan Palmer before posting a final-round 77.

Defending champions Billy Horschel/Scott Piercy finished T13 at 18-under.

For the sixth time in a seven-year stretch, the Zurich Classic of New Orleans experienced a suspension of play.

WEATHER: Thursday: Partly cloudy. High of 79. Wind S10-20 mph. Play was suspended at 9:41 a.m. CT due to thunderstorms and resumed at 5:14 p.m., a delay of 7 hours, 33 minutes. Darkness suspended play again at 7:35 p.m. with 13 teams completing round one. A total of 2.5 inches of rain fell. **Friday:** Sunny. High of 82. Wind N10-18 mph. The first round resumed at 7 a.m. and was completed at 2:45 p.m. The second round began at 1:15 p.m. and was suspended due to darkness at 7:36 p.m. **Saturday:** Sunny. High of 81. Wind ESE 8-16 mph. The second round resumed at 7 a.m. and was completed at 10:46 a.m. The third round began at 11:20 a.m. with players going off split tees and was completed at 6:42 p.m. **Sunday:** Partly cloudy. High of 81. Wind ESE 5-10 mph.

Tournament History

End Date	Purse	Winner	Score	Runner-Up	Earnings	Location (Par/Yards)
Zurich Classic of New Orleans						
4/28/2019	\$7,300,000	Ryan Palmer / Jon Rahm	262 (-26)	Sergio Garcia - 265 (-23) Tommy Fleetwood	\$1,051,200	TPC Louisiana, Avondale, LA (72/7,425)
4/29/2018	\$7,200,000	Scott Piercy / Billy Horschel	266 (-22)	Pat Perez - 267 (-21) Jason Dufner	\$1,036,800	TPC Louisiana, Avondale, LA (72/7,425)
4/30/2017	\$7,100,000	Jonas Blixt / Cameron Smith *	261 (-27)	Kevin Kisner - 261 (-27) Scott Brown	\$1,022,400	TPC Louisiana, Avondale, LA (72/7,425)
5/1/2016	\$7,000,000	Brian Stuard *	201 (-15)	Jamie Lovemark - 201 (-15) Byeong Hun An - 201 (-15)	\$1,260,000	TPC Louisiana, Avondale, LA (72/7,425)
4/26/2015	\$6,900,000	Justin Rose	266 (-22)	Cameron Tringale - 267 (-21)	\$1,242,000	TPC Louisiana, Avondale, LA (72/7,425)
4/27/2014	\$6,800,000	Seung-Yul Noh	269 (-19)	Andrew Svoboda - 271 (-17) Robert Streb - 271 (-17)	\$1,224,000	TPC Louisiana, Avondale, LA (72/7,425)
4/28/2013	\$6,600,000	Billy Horschel	268 (-20)	D.A. Points - 269 (-19)	\$1,188,000	TPC Louisiana, Avondale, LA (72/7,425)
4/29/2012	\$6,400,000	Jason Dufner *	269 (-19)	Emie Els - 269 (-19)	\$1,152,000	TPC Louisiana, Avondale, LA (72/7,425)
5/1/2011	\$6,400,000	Bubba Watson *	273 (-15)	Webb Simpson - 273 (-15)	\$1,152,000	TPC Louisiana, Avondale, LA (72/7,399)
4/25/2010	\$6,400,000	Jason Bohn	270 (-18)	Jeff Overton - 272 (-16)	\$1,152,000	TPC Louisiana, Avondale, LA (72/7,399)
4/26/2009	\$6,300,000	Jerry Kelly	274 (-14)	Charlie Wi - 275 (-13) Charles Howell III - 275 (-13) Rory Sabbatini - 275 (-13)	\$1,134,000	TPC Louisiana, Avondale, LA (72/7,399)
3/30/2008	\$6,200,000	Andres Romero	275 (-13)	Peter Lonard - 276 (-12)	\$1,116,000	TPC Louisiana, Avondale, LA (72/7,341)
4/22/2007	\$6,100,000	Nick Watney	273 (-15)	Ken Duke - 276 (-12)	\$1,098,000	TPC Louisiana, Avondale, LA (72/7,341)
4/30/2006	\$6,000,000	Chris Couch	269 (-19)	Fred Funk - 270 (-18) Charles Howell III - 270 (-18)	\$1,080,000	English Turn G&CC, New Orleans, LA (72/7,078)
5/1/2005	\$5,500,000	Tim Petrovic *	275 (-13)	James Driscoll - 275 (-13)	\$990,000	TPC Louisiana, Avondale, LA (72/7,520)
HP Classic of New Orleans						
5/2/2004	\$5,100,000	Vijay Singh	266 (-22)	Phil Mickelson - 267 (-21) Joe Ogilvie - 267 (-21)	\$918,000	English Turn G&CC, New Orleans, LA (72/7,078)
5/4/2003	\$5,000,000	Steve Flesch *	267 (-21)	Bob Estes - 267 (-21)	\$900,000	English Turn G&CC, New Orleans, LA (72/7,116)
Compaq Classic of New Orleans						
5/5/2002	\$4,500,000	K.J. Choi	271 (-17)	Dudley Hart - 275 (-13) Geoff Ogilvy - 275 (-13)	\$810,000	English Turn G&CC, New Orleans, LA (72/7,116)
5/6/2001	\$4,000,000	David Toms	266 (-22)	Phil Mickelson - 268 (-20)	\$720,000	English Turn G&CC, New Orleans, LA (72/7,116)
COMPAQ Classic of New Orleans						
5/7/2000	\$3,400,000	Carlos Franco *	270 (-18)	Blaine McCallister - 270 (-18)	\$612,000	English Turn G&CC, New Orleans, LA (72/7,116)
5/9/1999	\$2,600,000	Carlos Franco	269 (-19)	Steve Flesch - 271 (-17) Harrison Frazer - 271 (-17)	\$468,000	English Turn G&CC, New Orleans, LA (72/7,116)
Freeport-McDermott Classic						
4/5/1998	\$1,700,000	Lee Westwood	273 (-15)	Steve Flesch - 276 (-12)	\$306,000	English Turn G&CC, New Orleans, LA (72/7,116)
4/6/1997	\$1,500,000	Brad Faxon	272 (-16)	Bill Glasson - 275 (-13) Jesper Parnevik - 275 (-13)	\$270,000	English Turn G&CC, New Orleans, LA (72/7,116)
3/24/1996	\$1,200,000	Scott McCarron	275 (-13)	Tom Watson - 280 (-8)	\$216,000	English Turn G&CC, New Orleans, LA (72/7,116)
Freeport-McMoRan Classic						
4/2/1995	\$1,200,000	Davis Love III *	274 (-14)	Mike Heinen - 274 (-14)	\$216,000	English Turn G&CC, New Orleans, LA (72/7,116)
4/3/1994	\$1,200,000	Ben Crenshaw	273 (-15)	José María Olazábal - 276 (-12)	\$216,000	English Turn G&CC, New Orleans, LA (72/7,116)
Freeport-McMoRan Golf Classic						
4/4/1993	\$1,000,000	Mike Standly	281 (-7)	Russ Cochran - 282 (-6) Payne Stewart - 282 (-6)	\$180,000	English Turn G&CC, New Orleans, LA (72/7,116)
4/5/1992	\$1,000,000	Chip Beck	276 (-12)	Greg Norman - 277 (-11) Mike Standly - 277 (-11)	\$180,000	English Turn G&CC, New Orleans, LA (72/7,116)
USF&G Classic						
3/24/1991	\$1,000,000	Ian Woosnam *	275 (-13)	Jim Hallet - 275 (-13)	\$180,000	English Turn G&CC, New Orleans, LA (72/7,116)
4/29/1990	\$1,000,000	David Frost	276 (-12)	Greg Norman - 277 (-11)	\$180,000	English Turn G&CC, New Orleans, LA (72/7,116)
3/26/1989	\$750,000	Tim Simpson	274 (-14)	Greg Norman - 276 (-12) Hal Sutton - 276 (-12)	\$135,000	English Turn G&CC, New Orleans, LA (72/7,116)
4/24/1988	\$750,000	Chip Beck	262 (-26)	Lanny Wadkins - 269 (-19)	\$135,000	Lakewood CC, New Orleans, LA (72/7,080)
3/22/1987	\$500,000	Ben Crenshaw	268 (-20)	Curtis Strange - 271 (-17)	\$90,000	Lakewood CC, New Orleans, LA (72/7,080)
3/23/1986	\$500,000	Calvin Peete	269 (-19)	Pat McGowan - 274 (-14)	\$90,000	Lakewood CC, New Orleans, LA (72/7,080)
3/17/1985	\$400,000	Seve Ballesteros	205 (-11)	Peter Jacobsen - 207 (-9) John Mahaffey - 207 (-9)	\$72,000	Lakewood CC, New Orleans, LA (72/7,080)
3/25/1984	\$400,000	Bob Eastwood	272 (-16)	Larry Rinker - 275 (-13)	\$72,000	Lakewood CC, New Orleans, LA (72/7,080)
3/20/1983	\$400,000	Bill Rogers	274 (-14)	David Edwards - 277 (-11) Jay Haas - 277 (-11) Vance Heafner - 277 (-11)	\$72,000	Lakewood CC, New Orleans, LA (72/7,080)
4/25/1982	\$300,000	Scott Hoch	206 (-10)	Bob Shearer - 208 (-8) Tom Watson - 208 (-8)	\$54,000	Lakewood CC, New Orleans, LA (72/7,080)
USF&G New Orleans Open						
4/26/1981	\$350,000	Tom Watson	270 (-18)	Bruce Fleisher - 272 (-16)	\$63,000	Lakewood CC, New Orleans, LA (72/7,080)
Greater New Orleans Open						
4/27/1980	\$250,000	Tom Watson	273 (-15)	Lee Trevino - 275 (-13)	\$45,000	Lakewood CC, New Orleans, LA (72/7,080)
First NBC New Orleans Open						
4/29/1979	\$250,000	Hubert Green	273 (-15)	Frank Conner - 274 (-14) Bruce Lietzke - 274 (-14) Steve Melnyk - 274 (-14) Lee Trevino - 274 (-14)	\$45,000	Lakewood CC, New Orleans, LA (72/7,080)
4/30/1978	\$200,000	Lon Hinkle	271 (-17)	Gibby Gilbert - 272 (-16) Fuzzy Zoeller - 272 (-16)	\$40,000	Lakewood CC, New Orleans, LA (72/7,080)
4/24/1977	\$175,000	Jim Simons	273 (-15)	Stan Lee - 276 (-12)	\$35,000	Lakewood CC, New Orleans, LA (72/7,080)
4/25/1976	\$175,000	Larry Ziegler	274 (-14)	Victor Regalado - 275 (-13)	\$35,000	Lakewood CC, New Orleans, LA (72/7,080)
5/18/1975	\$150,000	Billy Casper	271 (-17)	Peter Oosterhuis - 273 (-15)	\$30,000	Lakewood CC, New Orleans, LA (72/7,080)
Greater New Orleans Open						
3/31/1974	\$150,000	Lee Trevino	267 (-21)	Bobby Cole - 275 (-13) Ben Crenshaw - 275 (-13)	\$30,000	Lakewood CC, New Orleans, LA (72/7,080)
3/25/1973	\$125,000	Jack Nicklaus *	280 (-8)	Miller Barber - 280 (-8)	\$25,000	Lakewood CC, New Orleans, LA (72/7,080)
3/26/1972	\$125,000	Gary Player	279 (-9)	Dave Eichelberger - 280 (-8) Jack Nicklaus - 280 (-8)	\$25,000	Lakewood CC, New Orleans, LA (72/7,080)
Greater New Orleans Open Invitational						
5/2/1971	\$125,000	Frank Beard	276 (-12)	Hubert Green - 277 (-11)	\$25,000	Lakewood CC, New Orleans, LA (72/7,080)
4/19/1970	\$125,000	Miller Barber *	278 (-10)	Bob Charles - 278 (-10) Howie Johnson - 278 (-10)	\$25,000	Lakewood CC, New Orleans, LA (72/7,080)
5/4/1969	\$100,000	Larry Hinson *	275 (-13)	Frank Beard - 275 (-13)	\$20,000	Lakewood CC, New Orleans, LA (72/7,080)
5/12/1968	\$100,000	George Archer	271 (-17)	Bert Yancey - 273 (-15)	\$20,000	Lakewood CC, New Orleans, LA (72/7,080)
5/4/1967	\$100,000	George Knudson	277 (-11)	Jack Nicklaus - 278 (-10)	\$20,000	Lakewood CC, New Orleans, LA (72/7,080)
5/16/1966	\$100,000	Frank Beard	276 (-12)	Gardner Dickinson - 278 (-10)	\$20,000	Lakewood CC, New Orleans, LA (72/7,080)
5/16/1965	\$100,000	Dick Mayer	273 (-15)	Bruce Devlin - 274 (-14) Bill Martindale - 274 (-14)	\$20,000	Lakewood CC, New Orleans, LA (72/7,080)
3/2/1964	\$50,000	Mason Rudolph	283 (-5)	Jack Nicklaus - 284 (-4) Chi Chi Rodriguez - 284 (-4) Glenn Stuart - 284 (-4)	\$7,500	Lakewood CC, New Orleans, LA (72/7,080)
3/4/1963	\$40,000	Bo Wininger	279 (-9)	Bob Rosburg - 282 (-6) Tony Lema - 282 (-6)	\$6,400	Lakewood CC, New Orleans, LA (72/7,080)
2/25/1962	\$30,000	Bo Wininger	281 (-7)	Bob Rosburg - 283 (-5)	\$4,300	City Park GC, New Orleans, LA (72/6,656)
3/5/1961	\$30,000	Doug Sanders	272 (-16)	Gay Brewer - 277 (-11) Mac Main - 277 (-11)	\$4,300	City Park GC, New Orleans, LA (72/6,656)

Tournament History

End Date	Purse	Winner	Score	Runner-Up	Earnings	Location (Par/Yards)
4/24/1960	\$25,000	Dow Finsterwald	270 (-18)	Al Besselink - 276 (-12)	\$3,500	City Park GC, New Orleans, LA (72/6,656)
3/9/1959	\$20,000	Bill Collins	280 (-8)	Tom Nieporte - 283 (-5) Jack Burke, Jr. - 283 (-5)	\$2,800	City Park GC, New Orleans, LA (72/6,656)
3/11/1958	\$20,000	Billy Casper *	278 (-10)	Ken Venturi - 278 (-10)	\$2,800	City Park GC, New Orleans, LA (72/6,656)
New Orleans Open						
2/22/1948	\$10,000	Bob Hamilton	280 (-8)	Fred Haas - 281 (-7) Roberto De Vincenzo - 281 (-7) Lawson Little - 281 (-7)	\$2,000	City Park GC, New Orleans, LA (72/6,656)
2/17/1946	\$7,500	Byron Nelson	277	Ben Hogan - 282	\$1,500	City Park GC, New Orleans, LA (72/6,656)
2/11/1945	\$6,666	Byron Nelson *	284	Harold McSpaden - 284	\$1,333.33	City Park GC, New Orleans, LA (72/6,656)
2/28/1944	\$5,000	Sam Byrd	285	Byron Nelson - 290	\$1,000	City Park GC, New Orleans, LA (72/6,656)
2/22/1942	\$5,000	Lloyd Mangrum	281 (65)	Sam Snead - 282 (-6) Lawson Little - 282 (66)	\$1,000	City Park GC, New Orleans, LA (72/6,656)
2/16/1941	\$5,000	Henry Picard	276 (-12)	Ben Hogan - 278 (-10)	\$1,200	City Park GC, New Orleans, LA (72/6,656)
2/25/1940	\$10,000	Jimmy Demaret	286 (142)	Sam Snead - 287 (-2) Ralph Guldahl - 287 (143) Harold McSpaden - 287 (143)	\$2,000	City Park GC, New Orleans, LA (72/6,656)
2/19/1939	\$10,000	Henry Picard	284	Dick Metz - 289	\$2,000	City Park GC, New Orleans, LA (72/6,656)
Crescent City Open						
2/21/1938	\$5,000	Harry Cooper	285 (69)	Harold McSpaden - 289 (73)	\$1,200	City Park GC, New Orleans, LA (72/6,656)

* indicates playoff

Valspar Championship

Palm Harbor, Florida • March 21-24, 2019

Innisbrook Resort (Copperhead)

Par/Yards: 36-35--71 | 7,340



FedExCup Points (first): 500



Winner: Paul Casey

FedExCup Points: 500

70-66-68-72 276 (-8) | \$1,206,000

Leaders

Round 1

Joel Dahmen	66 (-5)
Sepp Straka	66 (-5)
Russell Knox	67 (-4)
Luke Donald	67 (-4)
Kevin Kisner	67 (-4)
Paul Casey	70 (-1)

Round 2

Austin Cook	136 (-6)
Paul Casey	136 (-6)
Luke Donald	137 (-5)
Sungjae Im	137 (-5)
Scott Stallings	137 (-5)

Round 3

Paul Casey	204 (-9)
Dustin Johnson	205 (-8)
Jason Kokrak	206 (-7)
Scott Stallings	207 (-6)
Luke Donald	207 (-6)

Order of Finish (cut: 36 HOLES: 70 professionals at +1 (143) or better.)

Pos	Player	Scores	Total	FedExCup Points	Earnings	Pos	Player	Scores	Total	FedExCup Points	Earnings	Pos	Player	Scores	Total	FedExCup Points	Earnings
1	Paul Casey	70 66 68 72	276 (-8)	500	\$1,206,000	T46	Kelly Kraft	69 72 75 71	287 (3)	9	\$17,655	CUT	Freddie Jacobson	73 73	146 (4)	--	--
T2	Louis Oosthuizen	70 72 66 69	277 (-7)	245	\$589,600	T46	Kramer Hickok	71 68 73 75	287 (3)	9	\$17,655	CUT	Rod Pampling	73 73	146 (4)	--	--
T2	Jason Kokrak	69 71 66 71	277 (-7)	245	\$589,600	T46	Hank Lebioda	69 73 74 71	287 (3)	9	\$17,655	CUT	Cameron Tringale	72 74	146 (4)	--	--
T4	Bubba Watson	69 71 70 68	278 (-6)	123	\$294,800	T54	Roberto Diaz	69 72 74 73	288 (4)	6	\$15,209	CUT	Jason Dufner	71 75	146 (4)	--	--
T4	Sungjae Im	70 67 71 70	278 (-6)	123	\$294,800	T54	Trey Mullinix	71 72 77 68	288 (4)	6	\$15,209	CUT	Cody Gribble	71 75	146 (4)	--	--
T6	Ryan Armour	70 72 68 69	279 (-5)	92	\$224,450	T54	Sergio Garcia	71 72 72 73	288 (4)	6	\$15,209	CUT	Michael Kim	70 76	146 (4)	--	--
T6	Dustin Johnson	69 69 67 74	279 (-5)	92	\$224,450	T54	Harris English	75 68 67 78	288 (4)	6	\$15,209	CUT	J.T. Poston	73 73	146 (4)	--	--
T6	Jon Rahm	71 68 72 68	279 (-5)	92	\$224,450	T54	Danny Lee	72 71 73 72	288 (4)	6	\$15,209	CUT (A)	Akshay Bhatia	74 72	146 (4)	--	--
T9	Denny McCarthy	68 74 69 69	280 (-4)	73	\$174,200	T54	Ryan Blaum	73 67 76 72	288 (4)	6	\$15,209	CUT	Seth Reeves	75 72	147 (5)	--	--
T9	Austin Cook	69 67 72 72	280 (-4)	73	\$174,200	T60	Roger Sloan	70 72 70 77	289 (5)	5	\$14,472	CUT	Kyle Jones	74 73	147 (5)	--	--
T9	Scott Stallings	69 68 70 73	280 (-4)	73	\$174,200	T60	Patton Kizzire	70 71 76 72	289 (5)	5	\$14,472	CUT	Hunter Mahan	72 75	147 (5)	--	--
T9	Luke Donald	67 70 70 73	280 (-4)	73	\$174,200	T60	Alex Cejka	71 70 77 71	289 (5)	5	\$14,472	CUT	Brian Davis	76 71	147 (5)	--	--
T13	Lucas Glover	72 67 72 70	281 (-3)	55	\$121,940	T60	Brandon Harkins	73 69 74 73	289 (5)	5	\$14,472	CUT	Kevin Streelman	75 72	147 (5)	--	--
T13	Matt Jones	73 68 68 72	281 (-3)	55	\$121,940	T60	Peter Malnati	69 74 72 74	289 (5)	5	\$14,472	CUT	Chris Kirk	76 71	147 (5)	--	--
T13	Bill Haas	72 70 69 70	281 (-3)	55	\$121,940	T65	Chesson Hadley	74 69 70 77	290 (6)	4	\$13,936	CUT	Jim Herman	73 74	147 (5)	--	--
T13	Curtis Luck	70 68 70 73	281 (-3)	55	\$121,940	T65	Harold Varner III	69 74 75 72	290 (6)	4	\$13,936	CUT	Grayson Murray	72 75	147 (5)	--	--
T13	Mackenzie Hughes	70 72 68 71	281 (-3)	55	\$121,940	T65	Peter Uihlein	72 71 73 74	290 (6)	4	\$13,936	CUT	Hudson Swafford	72 76	148 (6)	--	--
T18	Jim Furyk	69 71 68 74	282 (-2)	44	\$84,420	T68	Roberto Castro	68 71 73 81	293 (9)	3	\$13,601	CUT	Carlos Ortiz	73 75	148 (6)	--	--
T18	Charley Hoffman	69 74 69 70	282 (-2)	44	\$84,420	T68	Chris Stroud	72 71 74 76	293 (9)	3	\$13,601	CUT	Webb Simpson	73 75	148 (6)	--	--
T18	Vaughn Taylor	74 69 71 68	282 (-2)	44	\$84,420	T70	Morgan Hoffmann	73 70 77 75	295 (11)	3	\$13,400	CUT	Scott Brown	76 72	148 (6)	--	--
T18	Rory Sabbatini	70 69 73 70	282 (-2)	44	\$84,420	CUT	Bud Cauley	70 74	144 (2)	--	--	CUT	Cameron Davis	75 73	148 (6)	--	--
T18	Sung Kang	71 71 72 68	282 (-2)	44	\$84,420	CUT	Kevin Tway	74 70	144 (2)	--	--	CUT	Beau Hossler	75 73	148 (6)	--	--
T18	Brian Stuard	68 72 69 73	282 (-2)	44	\$84,420	CUT	Michael Thompson	74 70	144 (2)	--	--	CUT	Patrick Rodgers	73 75	148 (6)	--	--
T24	Russell Knox	67 76 67 73	283 (-1)	33	\$54,270	CUT	Adam Hadwin	73 71	144 (2)	--	--	CUT	Tom Hoge	73 75	148 (6)	--	--
T24	Kevin Kisner	67 75 72 69	283 (-1)	33	\$54,270	CUT	Ryan Moore	72 72	144 (2)	--	--	CUT	Stephan Jaeger	73 76	149 (7)	--	--
T24	Henrik Stenson	70 73 69 71	283 (-1)	33	\$54,270	CUT	Seamus Power	74 70	144 (2)	--	--	CUT	Adam Svensson	76 73	149 (7)	--	--
T24	Zach Johnson	71 72 70 70	283 (-1)	33	\$54,270	CUT	Chase Wright	74 70	144 (2)	--	--	CUT	Joey Garber	74 75	149 (7)	--	--
T24	Nick Taylor	71 70 67 75	283 (-1)	33	\$54,270	CUT	Dylan Meyer	73 71	144 (2)	--	--	CUT	Brandon Hagy	73 76	149 (7)	--	--
T24	Julian Etulain	69 73 71 70	283 (-1)	33	\$54,270	CUT	Steve Stricker	73 71	144 (2)	--	--	CUT	Brendan Steele	76 73	149 (7)	--	--
T30	Billy Hurley III	74 69 71 70	284 (0)	24	\$39,817	CUT	Stewart Cink	70 74	144 (2)	--	--	CUT	Tyrell Hatton	69 81	150 (8)	--	--
T30	Rafa Cabrera Bello	71 71 71 71	284 (0)	24	\$39,817	CUT	Sam Ryder	74 70	144 (2)	--	--	CUT	Max Homa	78 72	150 (8)	--	--
T30	Brandt Snedeker	70 70 73 71	284 (0)	24	\$39,817	CUT	Ben Silverman	71 73	144 (2)	--	--	CUT	José de Jesús Rodríguez	76 75	151 (9)	--	--
T30	Anirban Lahiri	70 71 75 68	284 (0)	24	\$39,817	CUT	Tyler Duncan	78 66	144 (2)	--	--	CUT	Sangmoon Bae	74 77	151 (9)	--	--
T30	Shawn Stefani	68 71 73 72	284 (0)	24	\$39,817	CUT	Ollie Schniederjans	70 74	144 (2)	--	--	CUT	Ted Potter, Jr.	76 75	151 (9)	--	--
T30	Joel Dahmen	66 72 76 70	284 (0)	24	\$39,817	CUT	Richy Werenski	74 70	144 (2)	--	--	CUT	Sebastián Muñoz	79 73	152 (10)	--	--
T30	Sam Burns	69 74 67 74	284 (0)	24	\$39,817	CUT	Adam Schenk	75 69	144 (2)	--	--	CUT	David Heam	75 77	152 (10)	--	--
T37	Joaquin Niemann	69 73 70 73	285 (1)	17	\$30,150	CUT	Robert Streb	72 73	145 (3)	--	--	CUT	Patrick Reed	77 75	152 (10)	--	--
T37	Satoshi Kodaira	70 71 72 72	285 (1)	17	\$30,150	CUT	K.J. Choi	72 73	145 (3)	--	--	CUT	Martin Trainer	77 75	152 (10)	--	--
T37	Nick Watney	71 72 69 73	285 (1)	17	\$30,150	CUT	Charl Schwartzel	71 74	145 (3)	--	--	CUT	Scott Langley	74 79	153 (11)	--	--
T37	Dylan Frittelli	72 71 67 75	285 (1)	17	\$30,150	CUT	Chez Reavie	72 73	145 (3)	--	--	CUT	Brice Garnett	78 75	153 (11)	--	--
T37	Wyndham Clark	71 70 72 72	285 (1)	17	\$30,150	CUT	Kenny Perry	73 72	145 (3)	--	--	CUT	Rod Perry	78 76	154 (12)	--	--
T42	Jonas Blixt	74 69 72 71	286 (2)	13	\$24,120	CUT	John Senden	74 71	145 (3)	--	--	CUT	Jim Knous	80 74	154 (12)	--	--
T42	Cheng Tsung Pan	71 70 71 74	286 (2)	13	\$24,120	CUT	D.A. Points	73 72	145 (3)	--	--	CUT	Austin Connolly	79 77	156 (14)	--	--
T42	Danny Willett	69 71 74 72	286 (2)	13	\$24,120	CUT	Jason Day	74 71	145 (3)	--	--	W/D	Kyoung-Hoon Lee	79	79 (8)	--	--
T42	Russell Henley	69 72 71 74	286 (2)	13	\$24,120	CUT	Gary Woodland	74 71	145 (3)	--	--						
T46	Andrew Landry	72 71 76 68	287 (3)	9	\$17,655	CUT	Keegan Bradley	68 77	145 (3)	--	--						
T46	Sam Saunders	71 69 73 74	287 (3)	9	\$17,655	CUT	Brian Harman	74 72	146 (4)	--	--						
T46	Sepp Straka	66 76 69 76	287 (3)	9	\$17,655	CUT	Branden Grace	71 75	146 (4)	--	--						
T46	Graeme McDowell	71 72 70 74	287 (3)	9	\$17,655	CUT	Alex Prugh	74 72	146 (4)	--	--						
T46	Brian Gay	73 69 69 76	287 (3)	9	\$17,655	CUT	Ryan Vermeer	74 72	146 (4)	--	--						

Notes

Paul Casey became the first player to win the Valspar Championship in back-to-back seasons, recording a score of 8-under 276 to defeat Jason Kokrak and Louis Oosthuizen by one stroke. The victory was the third of Casey's PGA TOUR career in his 250th start at the age of 41 years, 8 months, 3 days.

Prior to Paul Casey's successful title defense at the Valspar Championship, the most recent player to go back-to-back at a PGA TOUR event was Brooks Koepka at the U.S. Open in 2017 and 2018.

Paul Casey was the third consecutive European winner on TOUR (Francesco Molinari/Arnold Palmer Invitational presented by Mastercard, Rory McIlroy/THE PLAYERS Championship, Casey/Valspar Championship). Europeans had not won on TOUR in three consecutive weeks since 2012 (McIlroy/The Honda Classic, Justin Rose/World Golf Championships-Mexico Championship, Luke Donald/Valspar Championship).

With a T2, Jason Kokrak collected his second consecutive and third career top-10 at the event. Kokrak's third-round 66, which tied the low round of the week, included an ace at the par-3 15th, the second hole-in-one of his PGA TOUR career. The tie for second represented his third career runner-up result on TOUR (2012 Safeway Open, 2016 Genesis Open, 2019 Valspar Championship).

Louis Oosthuizen tied Jason Kokrak for second, finishing one shot back of champion Paul Casey. The T2 was Oosthuizen's second top-10 at the event in his seventh start and eighth runner-up on the PGA TOUR (most recent: 2017 THE PLAYERS Championship).

Playing in the final group in the final round with eventual champion Paul Casey, Dustin Johnson shot a 74 to finish T6. The closing 74 snapped a career-long streak of 14 consecutive scores in the 60s and was Johnson's first round without a birdie since the 2017 World Golf Championships-HSBC Champions (R4). Johnson was making his third start at the event and first since 2010.

In his PGA TOUR debut, 17-year-old Akshay Bhatia missed the cut at 4-over.

After 36 holes, the co-leaders were at 6-under and the cut was made at 1-over. The seven-shot difference between the lead and the cut was the smallest on the PGA TOUR since the 2017 Wells Fargo Championship (7).

WEATHER: Thursday: Sunny. High of 71. Wind WNW 15-20 mph. **Friday:** Sunny. High of 70. Wind NW 6-12 mph. **Saturday:** Sunny. High of 75. Wind ENE 5-10 mph. **Sunday:** Sunny. High of 77. Wind E 5-10 mph.

Tournament Record: 266

Vijay Singh (2004)

Innisbrook Resort (Copperhead): 61

Padraig Harrington (2012)

Tournament History

End Date	Purse	Winner	Score	Runner-Up	Earnings	Location (Par/Yards)
Valspar Championship						
3/24/2019	\$6,700,000	Paul Casey	276 (-8)	Louis Oosthuizen - 277 (-7) Jason Kokrak - 277 (-7)	\$1,206,000	Innisbrook Resort (Copperhead), Palm Harbor, FL (71/7,340)
3/11/2018	\$6,500,000	Paul Casey	274 (-10)	Tiger Woods - 275 (-9) Patrick Reed - 275 (-9)	\$1,170,000	Innisbrook Resort (Copperhead), Palm Harbor, FL (71/7,340)
3/12/2017	\$6,300,000	Adam Hadwin	270 (-14)	Patrick Cantlay - 271 (-13)	\$1,134,000	Innisbrook Resort (Copperhead), Palm Harbor, FL (71/7,340)
3/13/2016	\$6,100,000	Charl Schwartzel *	277 (-7)	Bill Haas - 277 (-7)	\$1,098,000	Innisbrook Resort (Copperhead), Palm Harbor, FL (71/7,340)
3/15/2015	\$5,900,000	Jordan Spieth *	274 (-10)	Sean O'Hair - 274 (-10) Patrick Reed - 274 (-10)	\$1,062,000	Innisbrook Resort (Copperhead), Palm Harbor, FL (71/7,340)
3/16/2014	\$5,700,000	John Senden	277 (-7)	Kevin Na - 278 (-6)	\$1,026,000	Innisbrook Resort (Copperhead), Palm Harbor, FL (71/7,340)
Tampa Bay Championship presented by EverBank						
3/17/2013	\$5,500,000	Kevin Streelman	274 (-10)	Boo Weekley - 276 (-8)	\$990,000	Innisbrook Resort (Copperhead), Palm Harbor, FL (71/7,340)
Transitions Championship						
3/18/2012	\$5,500,000	Luke Donald *	271 (-13)	Jim Furyk - 271 (-13) Robert Garrigus - 271 (-13) Sangmoon Bae - 271 (-13)	\$990,000	Innisbrook Resort (Copperhead), Palm Harbor, FL (71/7,340)
3/20/2011	\$5,500,000	Gary Woodland	269 (-15)	Webb Simpson - 270 (-14)	\$990,000	Innisbrook Resort (Copperhead), Palm Harbor, FL (71/7,332)
3/21/2010	\$5,400,000	Jim Furyk	271 (-13)	K.J. Choi - 272 (-12)	\$972,000	Innisbrook Resort (Copperhead), Palm Harbor, FL (71/7,340)
3/22/2009	\$5,400,000	Retief Goosen	276 (-8)	Brett Quigley - 277 (-7) Charles Howell III - 277 (-7)	\$972,000	Innisbrook Resort (Copperhead), Palm Harbor, FL (71/7,340)
PODS Championship						
3/9/2008	\$5,300,000	Sean O'Hair	280 (-4)	Billy Mayfair - 282 (-2) Stewart Cink - 282 (-2) John Senden - 282 (-2) Ryuji Imada - 282 (-2) George McNeill - 282 (-2) Troy Matteson - 282 (-2)	\$954,000	Innisbrook Resort (Copperhead), Palm Harbor, FL (71/7,340)
3/11/2007	\$5,300,000	Mark Calcavecchia	274 (-10)	John Senden - 275 (-9) Heath Slocum - 275 (-9)	\$954,000	Innisbrook Resort (Copperhead), Palm Harbor, FL (71/7,340)
Chrysler Championship						
10/29/2006	\$5,300,000	K.J. Choi	271 (-13)	Paul Goydos - 275 (-9) Brett Wetterich - 275 (-9)	\$954,000	Westin Innisbrook (Copperhead), Palm Harbor, FL (71/7,340)
10/30/2005	\$5,300,000	Carl Pettersson	275 (-9)	Chad Campbell - 276 (-8)	\$954,000	Westin Innisbrook (Copperhead), Palm Harbor, FL (71/7,340)
10/31/2004	\$5,000,000	Vijay Singh	266 (-18)	Tommy Armour III - 271 (-13) Jesper Parnevik - 271 (-13)	\$900,000	Westin Innisbrook (Copperhead), Palm Harbor, FL (71/7,340)
11/2/2003	\$4,800,000	Retief Goosen	272 (-12)	Vijay Singh - 275 (-9)	\$864,000	Westin Innisbrook (Copperhead), Palm Harbor, FL (71/7,315)
Tampa Bay Classic presented by Buick						
9/22/2002	\$2,600,000	K.J. Choi	267 (-17)	Glen Day - 274 (-10)	\$468,000	Westin Innisbrook (Copperhead), Palm Harbor, FL (71/7,295)
Tampa Bay Classic						
10/22/2000	\$2,400,000	John Huston	271 (-13)	Carl Paulson - 274 (-10)	\$432,000	Westin Innisbrook (Copperhead), Palm Harbor, FL (71/7,295)

* indicates playoff

Wells Fargo Championship

Charlotte, North Carolina • May 2-5, 2019

Quail Hollow Club

Par/Yards: 35-36--71 | 7,554

WELLS FARGO
CHAMPIONSHIP

FedExCup Points (first): 500

**Winner: Max Homa**

FedExCup Points: 500

69-63-70-67 269 (-15) | \$1,422,000

Leaders

Round 1

Rory McIlroy	66 (-5)
Joel Dahmen	66 (-5)
Patrick Reed	67 (-4)
Adam Schenk	67 (-4)
Dylan Frittelli	67 (-4)
Nick Taylor	67 (-4)
Martin Laird	67 (-4)
Max Homa	69 (-2)

Round 2

Jason Dufner	131 (-11)
Joel Dahmen	132 (-10)
Max Homa	132 (-10)
Patrick Reed	136 (-6)
Rory McIlroy	136 (-6)

Round 3

Jason Dufner	202 (-11)
Max Homa	202 (-11)
Joel Dahmen	202 (-11)
Pat Perez	203 (-10)
Rory McIlroy	204 (-9)

Order of Finish (cut: 36 HOLES: 75 professionals at +1 (143) or better.)

Pos	Player	Scores	Total	FedExCup Points	Earnings	Pos	Player	Scores	Total	FedExCup Points	Earnings	Pos	Player	Scores	Total	FedExCup Points	Earnings
1	Max Homa	69 63 70 67	269 (-15)	500	\$1,422,000	T54	Harris English	71 71 72 72	286 (2)	6	\$17,933	CUT	Chris Thompson	74 73	147 (5)	--	--
2	Joel Dahmen	66 66 70 70	272 (-12)	300	\$853,200	T54	Nick Taylor	67 75 72 72	286 (2)	6	\$17,933	CUT	Tom Lovelady	75 72	147 (5)	--	--
3	Justin Rose	70 67 68 68	273 (-11)	190	\$537,200	T54	Roberto Diaz	70 72 71 73	286 (2)	6	\$17,933	CUT	Broc Everet	77 69	147 (5)	--	--
T4	Sergio Garcia	69 73 65 68	275 (-9)	109	\$311,063	T54	John Senden	68 73 69 76	286 (2)	6	\$17,933	CUT	Phil Mickelson	71 76	147 (5)	--	--
T4	Paul Casey	69 71 66 69	275 (-9)	109	\$311,063	T54	Brendan Steele	72 70 75 69	286 (2)	6	\$17,933	CUT	Jonas Blixt	70 77	147 (5)	--	--
T4	Jason Dufner	68 63 71 73	275 (-9)	109	\$311,063	T60	Brice Gamett	70 71 70 76	287 (3)	5	\$17,064	CUT	Sam Saunders	75 72	147 (5)	--	--
T4	Rickie Fowler	71 70 66 68	275 (-9)	109	\$311,063	T60	Tony Finau	72 69 72 74	287 (3)	5	\$17,064	CUT	Scott Brown	72 75	147 (5)	--	--
T8	Kyle Stanley	69 69 71 68	277 (-7)	75	\$213,300	T60	Kyoung-Hoon Lee	72 70 70 75	287 (3)	5	\$17,064	CUT	Michael Thompson	72 75	147 (5)	--	--
T8	Jhonattan Vegas	72 67 69 69	277 (-7)	75	\$213,300	T60	J.J. Henry	70 72 72 73	287 (3)	5	\$17,064	CUT	J.T. Poston	74 73	147 (5)	--	--
T8	Rory McIlroy	66 70 68 73	277 (-7)	75	\$213,300	T60	Kramer Hickok	72 69 72 74	287 (3)	5	\$17,064	CUT	Hudson Swafford	73 74	147 (5)	--	--
T8	Pat Perez	69 68 66 74	277 (-7)	75	\$213,300	T65	Brandon Harkins	73 69 71 76	289 (5)	4	\$16,432	CUT	Chesson Hadley	71 76	147 (5)	--	--
T8	Keith Mitchell	68 74 66 69	277 (-7)	75	\$213,300	T65	Tom Hoge	70 70 75 74	289 (5)	4	\$16,432	CUT	Harold Varner III	77 70	147 (5)	--	--
T13	Jim Knous	68 72 70 68	278 (-6)	55	\$143,780	T65	Luke List	75 68 71 75	289 (5)	4	\$16,432	CUT	Whee Kim	73 75	148 (6)	--	--
T13	Vaughn Taylor	68 71 68 71	278 (-6)	55	\$143,780	68	Julian Etlain	73 70 70 77	290 (6)	3	\$16,116	CUT	Cameron Tringale	71 77	148 (6)	--	--
T13	Adam Schenk	67 74 67 70	278 (-6)	55	\$143,780	69	Jason Kokrak	70 70 74 78	292 (8)	3	\$15,958	CUT	Danny Willett	75 73	148 (6)	--	--
T13	Seamus Power	69 68 69 72	278 (-6)	55	\$143,780	T70	Wes Roach	70 71 74 78	293 (9)	3	\$15,721	CUT	Scott Stallings	76 72	148 (6)	--	--
T13	Shawn Stefani	76 65 67 67	278 (-6)	55	\$143,780	T70	Matthew Short	76 67 74 76	293 (9)	--	\$15,721	CUT	Chris Stroud	73 75	148 (6)	--	--
T18	Webb Simpson	69 73 69 68	279 (-5)	44	\$99,540	72	Fabian Gomez	70 69 80 77	296 (12)	3	\$15,484	CUT	Kyle Jones	76 72	148 (6)	--	--
T18	Dod Redman	70 70 67 72	279 (-5)	--	\$99,540	73	Beau Hossler	69 72 76 80	297 (13)	3	\$15,326	CUT	Alvaro Ortiz	77 71	148 (6)	--	--
T18	Brendon Todd	68 70 73 68	279 (-5)	44	\$99,540	CUT	Martin Trainer	73 71	144 (2)	--	--	CUT	Johnson Wagner	79 69	148 (6)	--	--
T18	Rory Sabbatini	76 66 67 70	279 (-5)	44	\$99,540	CUT	Denny McCarthy	72 72	144 (2)	--	--	CUT	Nicholas Lindheim	75 74	149 (7)	--	--
T18	Chez Reavie	70 71 70 68	279 (-5)	44	\$99,540	CUT	Adam Svensson	73 71	144 (2)	--	--	CUT	Josh Teater	77 72	149 (7)	--	--
T18	Aaron Wise	69 70 69 71	279 (-5)	44	\$99,540	CUT	Sangmoon Bae	71 73	144 (2)	--	--	CUT	Billy Hurley III	79 70	149 (7)	--	--
T24	Brian Harman	68 75 69 68	280 (-4)	35	\$67,348	CUT	Keegan Bradley	70 74	144 (2)	--	--	CUT	José de Jesús Rodríguez	75 74	149 (7)	--	--
T24	Jason Day	68 69 74 69	280 (-4)	35	\$67,348	CUT	Brandon Hagy	72 72	144 (2)	--	--	CUT	Nathan Stamey	77 72	149 (7)	--	--
T24	Bud Cauley	73 70 68 69	280 (-4)	35	\$67,348	CUT	John Chin	75 69	144 (2)	--	--	CUT	Wyndham Clark	74 75	149 (7)	--	--
T24	Dylan Frittelli	67 74 70 69	280 (-4)	35	\$67,348	CUT	Zach Johnson	70 74	144 (2)	--	--	CUT	Chip McDaniel	75 75	150 (8)	--	--
T28	Henrik Stenson	74 67 70 70	281 (-3)	30	\$56,090	CUT	Ben Crane	72 73	145 (3)	--	--	CUT	Anirban Lahiri	79 71	150 (8)	--	--
T28	Ollie Schniederjans	74 69 68 70	281 (-3)	30	\$56,090	CUT	Ernie Els	74 71	145 (3)	--	--	CUT	Derek Fathauer	78 72	150 (8)	--	--
T28	Patrick Reed	67 69 71 74	281 (-3)	30	\$56,090	CUT	Ryan Armour	72 73	145 (3)	--	--	CUT	Mackenzie Hughes	75 75	150 (8)	--	--
T31	Cody Gribble	71 72 68 71	282 (-2)	22	\$44,804	CUT	Rod Pampling	74 71	145 (3)	--	--	CUT	Padraig Harrington	75 75	150 (8)	--	--
T31	Sungjae Im	70 69 71 72	282 (-2)	22	\$44,804	CUT	Anders Albertson	73 72	145 (3)	--	--	CUT	Matt Every	75 76	151 (9)	--	--
T31	Lucas Glover	70 69 72 71	282 (-2)	22	\$44,804	CUT	Roger Sloan	74 71	145 (3)	--	--	CUT	Danny Lee	75 77	152 (10)	--	--
T31	Alex Prugh	73 68 71 70	282 (-2)	22	\$44,804	CUT	Carlos Ortiz	72 73	145 (3)	--	--	CUT	Martin Piller	79 73	152 (10)	--	--
T31	Hideki Matsuyama	73 70 70 69	282 (-2)	22	\$44,804	CUT	Jim Herman	73 72	145 (3)	--	--	CUT	Steve Scott	75 77	152 (10)	--	--
T31	Martin Laird	67 71 71 73	282 (-2)	22	\$44,804	CUT	Tyler Duncan	71 74	145 (3)	--	--	CUT	Seth Reeves	76 76	152 (10)	--	--
T31	Nick Watney	70 72 72 68	282 (-2)	22	\$44,804	CUT	Joey Garber	71 74	145 (3)	--	--	CUT	Curtis Luck	71 81	152 (10)	--	--
T38	Adam Hadwin	73 69 68 73	283 (-1)	15	\$32,390	CUT	Cameron Champ	72 73	145 (3)	--	--	CUT	Scott Langley	78 74	152 (10)	--	--
T38	Colt Knost	73 68 67 75	283 (-1)	15	\$32,390	CUT	Kelly Kraft	73 72	145 (3)	--	--	CUT	Matthew Goggins	76 77	153 (11)	--	--
T38	Matt Jones	70 70 72 71	283 (-1)	15	\$32,390	CUT	Dominic Bozzelli	71 74	145 (3)	--	--	CUT	Freddie Jacobson	77 77	154 (12)	--	--
T38	Chase Wright	71 72 69 71	283 (-1)	15	\$32,390	CUT	Ben Silverman	71 74	145 (3)	--	--	CUT	Will MacKenzie	75 79	154 (12)	--	--
T38	Joaquin Niemann	73 70 69 71	283 (-1)	15	\$32,390	CUT	Peter Malnati	74 71	145 (3)	--	--	CUT	Tyrone Van Aswegen	79 75	154 (12)	--	--
T38	Richy Werenski	70 69 73 71	283 (-1)	15	\$32,390	CUT	Roberto Castro	71 74	145 (3)	--	--	CUT	Stephan Jaeger	76 78	154 (12)	--	--
T38	Sebastián Muñoz	68 70 73 72	283 (-1)	15	\$32,390	CUT	Robert Streb	76 70	146 (4)	--	--	CUT	Jonathan Byrd	78 79	157 (15)	--	--
T45	Adam Long	70 71 73 70	284 (0)	10	\$23,131	CUT	Russell Henley	71 75	146 (4)	--	--	W/D	Sam Burns	77	77 (6)	--	--
T45	Nate Lashley	71 70 69 74	284 (0)	10	\$23,131	CUT	Sepp Straka	74 72	146 (4)	--	--	W/D	J.B. Holmes	80	80 (9)	--	--
T45	Jimmy Walker	71 70 72 71	284 (0)	10	\$23,131	CUT	Sung Kang	70 76	146 (4)	--	--	W/D	Byeong Hun An	72 70 71	213 (0)	--	--
T45	Kevin Streelman	71 69 70 74	284 (0)	10	\$23,131	CUT	Peter Uihlein	73 73	146 (4)	--	--	W/D	Gary Woodland	73 70 74	217 (4)	--	--
T45	Ryan Blaum	71 72 68 73	284 (0)	10	\$23,131	CUT	Ted Potter, Jr.	74 72	146 (4)	--	--						
T50	Zack Sucher	72 71 73 69	285 (1)	8	\$19,237	CUT	Cameron Davis	75 71	146 (4)	--	--						
T50	Bill Haas	69 72 71 73	285 (1)	8	\$19,237	CUT	Brady Snell	74 72	146 (4)	--	--						
T50	Trey Mullinax	72 69 73 71	285 (1)	8	\$19,237	CUT	Chad Collins	76 70	146 (4)	--	--						
T50	Hank Lebioda	71 72 74 68	285 (1)	8	\$19,237	CUT	Charles Howell III	73 73	146 (4)	--	--						
T54	Daniel Berger	73 69 70 74	286 (2)	6	\$17,933	CUT	David Hearn	74 73	147 (5)	--	--						

Notes

Max Homa earned his first PGA TOUR victory at the Wells Fargo Championship, defeating Joel Dahmen by three shots with a score of 15-under 269. The victory came in his 69th start at the age of 28 years, 5 months, 16 days.

Through 54 holes, Max Homa was tied with Joel Dahmen and Jason Dufner for the lead at 11-under 202. The share of the lead represented Homa's first after any round on the PGA TOUR.

Max Homa became the fifth player to make the Wells Fargo Championship his first career victory, joining Anthony Kim (2008), Rory McIlroy (2010), Rickie Fowler (2012) and Derek Ernst (2013).

Max Homa led the field in Strokes Gained: Putting with an average of 2.472 per round, averaging more than two strokes in that category for the first time on TOUR.

Joel Dahmen collected his first solo-second finish on the PGA TOUR, with his previous-best result coming at the 2018 John Deere Classic (T2). With an opening 66, Dahmen held a share of the 18-hole lead, his third such lead in a seven-week stretch on TOUR (Valspar Championship, Corales Puntacana Resort & Club Championship, Wells Fargo Championship).

With his third-place result, Justin Rose earned his third consecutive top-five at the Wells Fargo Championship (5th/2014, 3rd/2016, 3rd/2019; DNP in 2015, 2017, 2018).

2010 and 2015 Wells Fargo Championship winner Rory McIlroy held a share of the 18-hole lead en route to a T8 result.

Defending champion Jason Day finished T24 at 4-under 280 in his bid to become the first player to win back-to-back titles at the Wells Fargo Championship.

WEATHER: Thursday: Partly cloudy. High of 86. Wind SSW 7-14 mph. **Friday:** Mostly cloudy. High of 85. Wind SSW 7-14 mph. **Saturday:** Mostly cloudy. High of 84. Wind SW 6-12 mph. Play was suspended at 3:37 p.m. ET due to thunderstorms and resumed at 4:48 p.m., a delay of one hour, 11 minutes. A second weather delay began at 5:18 p.m. and lasted one hour, six minutes before play resumed at 6:24 p.m. **Sunday:** Mostly cloudy and rainy. High of 80. Wind WNW 10-20 mph. Due to inclement weather, play was suspended from 5:09 p.m. to 6:11 p.m., a delay of 62 minutes.

Tournament Record: 267

Rory McIlroy (2015)

Quail Hollow Club: 62

Peter Uihlein (2018)

Other Course: 61

Rory McIlroy (2015) - Quail Hollow Club

Tournament History

End Date	Purse	Winner	Score	Runner-Up	Earnings	Location (Par/Yards)
Wells Fargo Championship						
5/5/2019	\$7,900,000	Max Homa	269 (-15)	Joel Dahmen - 272 (-12)	\$1,422,000	Quail Hollow Club, Charlotte, NC (71/7,554)
5/6/2018	\$7,700,000	Jason Day	272 (-12)	Nick Watney - 274 (-10) Aaron Wise - 274 (-10)	\$1,386,000	Quail Hollow Club, Charlotte, NC (71/7,554)
5/7/2017	\$7,500,000	Brian Harman	278 (-10)	Pat Perez - 279 (-9) Dustin Johnson - 279 (-9)	\$1,350,000	Eagle Point Golf Club, Wilmington, NC (72/7,396)
5/8/2016	\$7,300,000	James Hahn *	279 (-9)	Roberto Castro - 279 (-9)	\$1,314,000	Quail Hollow Club, Charlotte, NC (72/7,575)
5/17/2015	\$7,100,000	Rory McIlroy	267 (-21)	Webb Simpson - 274 (-14) Patrick Rodgers - 274 (-14)	\$1,278,000	Quail Hollow Club, Charlotte, NC (72/7,562)
5/4/2014	\$6,900,000	J.B. Holmes	274 (-14)	Jim Furyk - 275 (-13)	\$1,242,000	Quail Hollow Club, Charlotte, NC (72/7,562)
5/5/2013	\$6,700,000	Derek Ernst *	280 (-8)	David Lynn - 280 (-8)	\$1,206,000	Quail Hollow Club, Charlotte, NC (72/7,492)
5/6/2012	\$6,500,000	Rickie Fowler *	274 (-14)	D.A. Points - 274 (-14) Rory McIlroy - 274 (-14)	\$1,170,000	Quail Hollow Club, Charlotte, NC (72/7,469)
5/8/2011	\$6,500,000	Lucas Glover *	273 (-15)	Jonathan Byrd - 273 (-15)	\$1,170,000	Quail Hollow Club, Charlotte, NC (72/7,469)
Quail Hollow Championship						
5/2/2010	\$6,500,000	Rory McIlroy	273 (-15)	Phil Mickelson - 277 (-11)	\$1,170,000	Quail Hollow Club, Charlotte, NC (72/7,469)
5/3/2009	\$6,500,000	Sean O'Hair	277 (-11)	Bubba Watson - 278 (-10) Lucas Glover - 278 (-10)	\$1,170,000	Quail Hollow Club, Charlotte, NC (72/7,442)
Wachovia Championship						
5/4/2008	\$6,400,000	Anthony Kim	272 (-16)	Ben Curtis - 277 (-11)	\$1,152,000	Quail Hollow Club, Charlotte, NC (72/7,442)
5/6/2007	\$6,300,000	Tiger Woods	275 (-13)	Steve Stricker - 277 (-11)	\$1,134,000	Quail Hollow Club, Charlotte, NC (72/7,442)
5/7/2006	\$6,300,000	Jim Furyk *	276 (-12)	Trevor Immelman - 276 (-12)	\$1,134,000	Quail Hollow Club, Charlotte, NC (72/7,442)
5/8/2005	\$6,000,000	Vijay Singh *	276 (-12)	Jim Furyk - 276 (-12) Sergio Garcia - 276 (-12)	\$1,080,000	Quail Hollow Club, Charlotte, NC (72/7,442)
5/9/2004	\$5,600,000	Joey Sindelar *	277 (-11)	Arnn Oberholser - 277 (-11)	\$1,008,000	Quail Hollow Club, Charlotte, NC (72/7,442)
5/11/2003	\$5,600,000	David Toms	278 (-10)	Robert Gamez - 280 (-8) Vijay Singh - 280 (-8) Brent Geiberger - 280 (-8)	\$1,008,000	Quail Hollow Club, Charlotte, NC (72/7,396)

* indicates playoff

AT&T Byron Nelson

Dallas, Texas • May 9-12, 2019
Trinity Forest Golf Club
Par/Yards: 36-35--71 | 7,371



FedExCup Points (first): 500



Winner: Sung Kang

FedExCup Points: 500
65-61-68-67 261 (-23) | \$1,422,000

Leaders

Round 1

Denny McCarthy	63 (-8)
Tom Hoge	64 (-7)
Tyler Duncan	64 (-7)
Sung Kang	65 (-6)
9 tied at position	65 (-6)

Round 2

Sung Kang	126 (-16)
Matt Every	130 (-12)
Tyler Duncan	130 (-12)
Brooks Koepka	131 (-11)
Rory Sabbatini	132 (-10)

Round 3

Sung Kang	194 (-19)
Matt Every	197 (-16)
Scott Piercy	199 (-14)
Brooks Koepka	199 (-14)
Tyler Duncan	200 (-13)
Sebastián Muñoz	200 (-13)
Matt Jones	200 (-13)
Rory Sabbatini	200 (-13)

Order of Finish (cut: 36 HOLES: 83 professionals at -2 (140) or better. 54 HOLES: 71 professionals at -4 (209) or better.)

Pos	Player	Scores	Total	FedExCup Points	Earnings	Pos	Player	Scores	Total	FedExCup Points	Earnings	Pos	Player	Scores	Total	FedExCup Points	Earnings
1	Sung Kang	65 61 68 67	261 (-23)	500	\$1,422,000	T53	Kevin Tway	70 66 70 70	276 (-8)	6	\$18,117	CUT	Nick Watney	70 72	142 (0)	--	--
T2	Matt Every	65 65 67 66	263 (-21)	245	\$695,200	T53	Troy Merritt	65 74 68 69	276 (-8)	6	\$18,117	CUT	Josh Teater	69 73	142 (0)	--	--
T2	Scott Piercy	67 69 63 64	263 (-21)	245	\$695,200	T53	Bill Haas	68 70 69 69	276 (-8)	6	\$18,117	CUT	Adam Svensson	70 72	142 (0)	--	--
4	Brooks Koepka	65 66 68 65	264 (-20)	135	\$379,200	T53	Rafa Cabrera Bello	70 70 67 69	276 (-8)	6	\$18,117	CUT	Hank Lebioda	74 69	143 (1)	--	--
T5	Matt Jones	65 70 65 67	267 (-17)	93	\$267,810	T53	Brandon Harkins	68 72 69 67	276 (-8)	6	\$18,117	CUT	Andres Romero	67 76	143 (1)	--	--
T5	Rory Sabbatini	67 65 68 67	267 (-17)	93	\$267,810	T59	Keith Mitchell	66 73 66 72	277 (-7)	5	\$17,301	CUT	Jimmy Walker	71 72	143 (1)	--	--
T5	Tyler Duncan	64 66 70 67	267 (-17)	93	\$267,810	T59	J.J. Spaun	66 70 72 69	277 (-7)	5	\$17,301	CUT	Adam Schenk	73 70	143 (1)	--	--
T5	Peter Uihlein	69 71 63 64	267 (-17)	93	\$267,810	T59	Abraham Ancer	69 71 69 68	277 (-7)	5	\$17,301	CUT	Brian Harman	70 73	143 (1)	--	--
T5	Kiradech Aphibarnrat	69 68 66 64	267 (-17)	93	\$267,810	T59	Brian Stuard	67 72 70 68	277 (-7)	5	\$17,301	CUT	Chris Stroud	69 74	143 (1)	--	--
T10	Justin Harding	66 73 64 65	268 (-16)	--	\$205,400	T63	Brandon Grace	69 70 66 73	278 (-6)	4	\$16,669	CUT	John Chin	69 74	143 (1)	--	--
T10	Sebastián Muñoz	69 66 65 68	268 (-16)	73	\$205,400	T63	Patrick Reed	70 68 67 73	278 (-6)	4	\$16,669	CUT	Colt Knost	71 73	144 (2)	--	--
T12	Nicholas Lindheim	70 69 62 68	269 (-15)	58	\$154,840	T63	Daniel Chopra	72 67 69 70	278 (-6)	4	\$16,669	CUT	Brendon Todd	68 76	144 (2)	--	--
T12	Carlos Ortiz	69 69 66 65	269 (-15)	58	\$154,840	T63	Seth Reeves	66 70 70 72	278 (-6)	4	\$16,669	CUT	Ben Silverman	74 70	144 (2)	--	--
T12	Doug Ghim	69 66 66 68	269 (-15)	--	\$154,840	T67	Tom Hoge	64 75 70 70	279 (-5)	4	\$16,195	CUT	Cody Gribble	71 73	144 (2)	--	--
T12	Padraig Harrington	69 69 66 65	269 (-15)	58	\$154,840	T67	Dylan Frittelli	68 72 69 70	279 (-5)	4	\$16,195	CUT	Kelly Kraft	71 73	144 (2)	--	--
T12	Pat Perez	67 71 67 64	269 (-15)	58	\$154,840	T69	Ryan Moore	69 70 68 73	280 (-4)	3	\$15,800	CUT	Anders Albertson	72 73	145 (3)	--	--
T17	Vaughn Taylor	69 67 68 66	270 (-14)	49	\$118,500	T69	Brian Gay	68 72 69 71	280 (-4)	3	\$15,800	CUT	Nick Taylor	73 72	145 (3)	--	--
T17	Stephan Jaeger	69 66 67 68	270 (-14)	49	\$118,500	T69	Ollie Schniederjans	68 69 70 73	280 (-4)	3	\$15,800	CUT	Luke Donald	76 69	145 (3)	--	--
T17	Kramer Hickok	65 73 66 66	270 (-14)	49	\$118,500	T72	Sam Burns	66 72 72	210 (-3)	3	\$15,010	CUT	Anirban Lahiri	70 75	145 (3)	--	--
T20	Henrik Stenson	67 69 66 69	271 (-13)	43	\$95,327	T72	Peter Malnati	70 69 71	210 (-3)	3	\$15,010	CUT	Sam Saunders	72 73	145 (3)	--	--
T20	Shawn Stefani	65 72 64 70	271 (-13)	43	\$95,327	T72	Chase Wright	68 72 70	210 (-3)	3	\$15,010	CUT	Sangmoon Bae	70 75	145 (3)	--	--
T20	Jonas Blixt	65 70 70 66	271 (-13)	43	\$95,327	T72	Wes Roach	70 70 70	210 (-3)	3	\$15,010	CUT	Robert Streb	72 73	145 (3)	--	--
T23	Brady Schnell	72 67 64 69	272 (-12)	35	\$68,335	T72	Ben Crane	68 72 70	210 (-3)	3	\$15,010	CUT	Roland Thatcher	71 75	146 (4)	--	--
T23	Cameron Tringale	69 69 69 65	272 (-12)	35	\$68,335	T72	Chad Campbell	65 73 72	210 (-3)	3	\$15,010	CUT	Parker McLachlin	73 73	146 (4)	--	--
T23	Hideki Matsuyama	67 70 68 67	272 (-12)	35	\$68,335	T72	Kyounghoon Lee	68 72 70	210 (-3)	3	\$15,010	CUT	Chris Thompson	75 72	147 (5)	--	--
T23	Thomas Pieters	70 66 69 67	272 (-12)	--	\$68,335	T79	Roger Sloan	72 68 71	211 (-2)	2	\$14,141	CUT	Ricky Barnes	75 72	147 (5)	--	--
T23	Denny McCarthy	63 77 65 67	272 (-12)	35	\$68,335	T79	Seamus Power	72 67 72	211 (-2)	2	\$14,141	CUT	Julian Etlain	68 79	147 (5)	--	--
T23	Daniel Berger	66 72 66 68	272 (-12)	35	\$68,335	T79	Alex Prugh	68 71 72	211 (-2)	2	\$14,141	CUT	Tom Lovelady	73 74	147 (5)	--	--
T29	Sepp Straka	69 71 68 65	273 (-11)	26	\$50,231	T79	Chad Collins	68 72 71	211 (-2)	2	\$14,141	CUT	Stuart Deane	73 74	147 (5)	--	--
T29	Joey Garber	68 69 66 70	273 (-11)	26	\$50,231	83	Sungjae Im	71 69 73	213 (0)	2	\$13,746	CUT	José de Jesús Rodríguez	77 70	147 (5)	--	--
T29	Nate Lashley	67 73 67 66	273 (-11)	26	\$50,231	CUT	Jim Knous	69 72	141 (-1)	--	--	CUT	Zack Fischer	74 73	147 (5)	--	--
T29	Davis Riley	68 69 66 70	273 (-11)	--	\$50,231	CUT	Jim Herman	73 68	141 (-1)	--	--	CUT	Michael Kim	74 73	147 (5)	--	--
T29	Morgan Hoffmann	70 68 65 70	273 (-11)	26	\$50,231	CUT	Mackenzie Hughes	67 74	141 (-1)	--	--	CUT	Austin Cook	75 72	147 (5)	--	--
T29	Jordan Spieth	68 67 67 71	273 (-11)	26	\$50,231	CUT	Dominic Bozzelli	69 72	141 (-1)	--	--	CUT	Trey Mullinax	68 79	147 (5)	--	--
T35	Russell Henley	71 67 69 67	274 (-10)	18	\$36,488	CUT	Brandon Hagy	74 67	141 (-1)	--	--	CUT	Fabián Gómez	75 73	148 (6)	--	--
T35	Cheng Tsung Pan	66 70 69 69	274 (-10)	18	\$36,488	CUT	Derek Oland	71 70	141 (-1)	--	--	CUT	Derek Fathauer	75 73	148 (6)	--	--
T35	Martin Laird	67 66 70 71	274 (-10)	18	\$36,488	CUT	J.T. Poston	69 72	141 (-1)	--	--	CUT	Kris Blanks	72 76	148 (6)	--	--
T35	Alex Noren	70 68 67 69	274 (-10)	18	\$36,488	CUT	Will MacKenzie	73 68	141 (-1)	--	--	CUT	George McNeill	70 78	148 (6)	--	--
T35	Zack Sucher	67 68 68 71	274 (-10)	18	\$36,488	CUT	John Senden	73 68	141 (-1)	--	--	CUT	Kyle Jones	73 76	149 (7)	--	--
T35	Cameron Davis	67 69 70 68	274 (-10)	18	\$36,488	CUT	Freddie Jacobson	71 70	141 (-1)	--	--	CUT	Will Claxton	77 72	149 (7)	--	--
T35	Kevin Na	69 68 67 70	274 (-10)	18	\$36,488	CUT	Alvaro Ortiz	69 72	141 (-1)	--	--	CUT	Todd Balkin	75 74	149 (7)	--	--
T35	Scottie Scheffler	67 69 69 69	274 (-10)	--	\$36,488	CUT	Billy Hurley III	69 72	141 (-1)	--	--	CUT (A)	Tony Romo	76 74	150 (8)	--	--
T43	Curtis Luck	71 67 66 71	275 (-9)	10	\$23,084	CUT	Ryan Blaum	70 71	141 (-1)	--	--	CUT	J.J. Henry	76 74	150 (8)	--	--
T43	Beau Hossler	67 66 70 72	275 (-9)	10	\$23,084	CUT	Scott Stallings	69 72	141 (-1)	--	--	CUT	Whee Kim	75 77	152 (10)	--	--
T43	Aaron Wise	69 69 66 71	275 (-9)	10	\$23,084	CUT	Martin Piller	73 68	141 (-1)	--	--	CUT	Jonathan Byrd	78 75	153 (11)	--	--
T43	Johnson Wagner	72 68 67 68	275 (-9)	10	\$23,084	CUT	Lucas Bjerregaard	70 72	142 (0)	--	--	CUT	Roberto Castro	71 82	153 (11)	--	--
T43	Ryan Palmer	68 69 71 67	275 (-9)	10	\$23,084	CUT	Thorbjørn Olesen	72 70	142 (0)	--	--	CUT	Smylie Kaufman	76 78	154 (12)	--	--
T43	Roberto Diaz	66 67 69 73	275 (-9)	10	\$23,084	CUT	Hudson Swafford	72 70	142 (0)	--	--	W/D	Charles Howell III	72	72 (1)	--	--
T43	Harris English	68 71 68 68	275 (-9)	10	\$23,084	CUT	Tyrone Van Aswegen	71 71	142 (0)	--	--	W/D	Martin Trainer	78	78 (7)	--	--
T43	Russell Knox	68 69 68 70	275 (-9)	10	\$23,084	CUT	David Hearn	69 73	142 (0)	--	--						
T43	Bud Cauley	70 69 64 72	275 (-9)	10	\$23,084	CUT	Wyndham Clark	72 70	142 (0)	--	--						
T43	David Lingmerth	71 68 65 71	275 (-9)	10	\$23,084	CUT	Ernie Els	69 73	142 (0)	--	--						
T53	Michael Thompson	66 68 71 71	276 (-8)	6	\$18,117	CUT	Rod Pampling	70 72	142 (0)	--	--						

Notes

Sung Kang won his first PGA TOUR title at the AT&T Byron Nelson, defeating Matt Every and Scott Piercy by two strokes. The victory came in his 159th start at the age of 31 years, 11 months, 8 days.

Sung Kang's second-round 61 tied Marc Leishman's opening score from 2018 for low 18-hole score in the first two years at Trinity Forest Golf Club. His score of 126 through two rounds was the 35th opening 36-hole score of 126 or better in PGA TOUR history.

With the win, Sung Kang became the 10th Korean-born player to win on TOUR and the second at the AT&T Byron Nelson (Sangmoon Bae/2013).

Matt Every tied Scott Piercy for second, finishing two shots back of Sung Kang. The runner-up marked Every's third on TOUR and his best finish at the event in four starts, having missed the cut in each of his previous three.

Scott Piercy picked up his fourth career runner-up finish on TOUR, tying Matt Every for second and finishing two strokes behind Sung Kang. Piercy made 51 pars and 21 birdies to become the first player since Charles Howell III at the 2010 A Military Tribute at The Greenbrier to play all 72 holes without a bogey. Piercy's score of 263 was his fourth career sub-265 72-hole score and first since the 2013 Waste Management Phoenix Open (261).

As the highest ranked player in the field in both the FedExCup and Official World Golf Ranking, Brooks Koepka finished solo fourth for his second top-five finish in a three-start stretch at the event. Koepka led the field in distance of putts made (433'7").

Dallas native Jordan Spieth finished T29 in his ninth start at the event. Spieth made his PGA TOUR debut at the 2010 AT&T Byron Nelson as a 16-year-old amateur.

Defending champion Aaron Wise finished T43 in bid to become event's first repeat winner since 1980.

WEATHER: Thursday: Mostly cloudy. High of 72. Wind NW 10-15 mph, with gusts to 20 mph. **Friday:** Mostly cloudy. High of 62. Wind NNE 6-13 mph. **Saturday:** Rainy and cloudy. High of 65. Wind NNW 5-10 mph. Due to dangerous thunderstorms in the area, the third round did not start until 3:04 p.m., a delay of six hours. Play was suspended due to darkness at 8:10 p.m. **Sunday:** Mostly sunny. High of 77. Wind NNW 4-8 mph.

Tournament Record: 259

Steven Bowditch (2015)

Trinity Forest Golf Club: 61

Sung Kang (2019), Marc Leishman (2018)

Other Course: 60

Keegan Bradley (2013) - TPC Four Seasons Resort, Arron Oberholser (2006) - Cottonwood Valley GC, Sam Snead (1957) - Glen Lakes CC

Tournament History

End Date	Purse	Winner	Score	Runner-Up	Earnings	Location (Par/Yards)
AT&T Byron Nelson						
5/12/2019	\$7,900,000	Sung Kang	261 (-23)	Scott Piercy - 263 (-21) Matt Every - 263 (-21)	\$1,422,000	Trinity Forest Golf Club, Dallas, TX (71/7,371)
5/20/2018	\$7,700,000	Aaron Wise	261 (-23)	Marc Leishman - 264 (-20)	\$1,386,000	Trinity Forest Golf Club, Dallas, TX (71/7,380)
5/21/2017	\$7,500,000	Billy Horschel *	268 (-12)	Jason Day - 268 (-12)	\$1,350,000	TPC Four Seasons Resort, Irving, TX (70/7,166)
5/22/2016	\$7,300,000	Sergio Garcia *	265 (-15)	Brooks Koepka - 265 (-15)	\$1,314,000	TPC Four Seasons Resort, Irving, TX (70/7,166)
5/31/2015	\$7,100,000	Steven Bowditch	259 (-18)	Charley Hoffman - 263 (-14) Jimmy Walker - 263 (-14) Scott Pinckney - 263 (-14)	\$1,278,000	TPC Four Seasons Resort, Irving, TX (70/7,166) TPC Four Seasons Resort, Irving, TX (69/6,864)
HP Byron Nelson Championship						
5/18/2014	\$6,900,000	Brendon Todd	266 (-14)	Mike Weir - 268 (-12)	\$1,242,000	TPC Four Seasons Resort, Irving, TX (70/7,166)
5/19/2013	\$6,700,000	Sangmoon Bae	267 (-13)	Keegan Bradley - 269 (-11)	\$1,206,000	TPC Four Seasons Resort, Irving, TX (70/7,166)
5/20/2012	\$6,500,000	Jason Dufner	269 (-11)	Dicky Pride - 270 (-10)	\$1,170,000	TPC Four Seasons Resort, Irving, TX (70/7,166)
5/29/2011	\$6,500,000	Keegan Bradley *	277 (-3)	Ryan Palmer - 277 (-3)	\$1,170,000	TPC Four Seasons Resort, Irving, TX (70/7,166)
5/23/2010	\$6,500,000	Jason Day	270 (-10)	Brian Gay - 272 (-8) Jeff Overton - 272 (-8) Blake Adams - 272 (-8)	\$1,170,000	TPC Four Seasons Resort, Irving, TX (70/7,166)
5/24/2009	\$6,500,000	Rory Sabbatini	261 (-19)	Brian Davis - 263 (-17)	\$1,170,000	TPC Four Seasons Resort, Irving, TX (70/7,166)
EDS Byron Nelson Championship						
4/27/2008	\$6,400,000	Adam Scott *	273 (-7)	Ryan Moore - 273 (-7)	\$1,152,000	TPC Four Seasons Resort, Irving, TX (70/7,166)
4/29/2007	\$6,300,000	Scott Verplank	267 (-13)	Luke Donald - 268 (-12)	\$1,134,000	TPC Four Seasons Resort, Irving, TX (70/7,022) Cottonwood Valley GC, Irving, TX (70/7,030)
5/14/2006	\$6,200,000	Brett Wetterich	268 (-12)	Trevor Immelman - 269 (-11)	\$1,116,000	TPC Four Seasons Resort, Irving, TX (70/7,052) Cottonwood Valley GC, Irving, TX (70/6,871)
5/15/2005	\$6,200,000	Ted Purdy	265 (-15)	Sean O'Hair - 266 (-14)	\$1,116,000	TPC Four Seasons Resort, Irving, TX (70/7,016) Cottonwood Valley GC, Irving, TX (70/6,861)
5/16/2004	\$5,800,000	Sergio Garcia *	270 (-10)	Dudley Hart - 270 (-10) Robert Damron - 270 (-10)	\$1,044,000	TPC Four Seasons Resort, Irving, TX (70/7,016) Cottonwood Valley GC, Irving, TX (70/6,847)
5/18/2003	\$5,600,000	Vijay Singh	265 (-15)	Nick Price - 267 (-13)	\$1,008,000	TPC Four Seasons Resort, Irving, TX (70/7,017) Cottonwood Valley GC, Irving, TX (70/6,846)
Verizon Byron Nelson Classic						
5/12/2002	\$4,800,000	Shigeiki Maruyama	266 (-14)	Ben Crane - 268 (-12)	\$864,000	TPC Four Seasons Resort, Irving, TX (70/7,017) Cottonwood Valley GC, Irving, TX (70/6,846)
5/13/2001	\$4,500,000	Robert Damron *	263 (-17)	Scott Verplank - 263 (-17)	\$810,000	TPC Four Seasons Resort, Irving, TX (70/7,017) Cottonwood Valley GC, Irving, TX (70/6,846)
GTE Byron Nelson Classic						
5/14/2000	\$4,000,000	Jesper Parnevik *	269 (-11)	Davis Love III - 269 (-11) Phil Mickelson - 269 (-11)	\$720,000	TPC Four Seasons Resort, Irving, TX (70/6,994) Cottonwood Valley GC, Irving, TX (70/6,846)
5/16/1999	\$3,000,000	Loren Roberts *	262 (-18)	Steve Pate - 262 (-18)	\$540,000	TPC Four Seasons Resort, Irving, TX (70/6,899) Cottonwood Valley GC, Irving, TX (70/6,846)
GTE Byron Nelson Golf Classic						
5/17/1998	\$2,500,000	John Cook	265 (-15)	Fred Couples - 268 (-12) Hal Sutton - 268 (-12) Harrison Frazer - 268 (-12)	\$450,000	TPC Four Seasons Resort, Irving, TX (70/6,899) Cottonwood Valley GC, Irving, TX (70/6,846)
5/18/1997	\$1,800,000	Tiger Woods	263 (-17)	Lee Rinker - 265 (-15)	\$324,000	TPC Four Seasons Resort, Irving, TX (70/6,899) Cottonwood Valley GC, Irving, TX (70/6,846)
5/12/1996	\$1,500,000	Phil Mickelson	265 (-15)	Craig Parry - 267 (-13)	\$270,000	TPC Four Seasons Resort, Irving, TX (70/6,742) Cottonwood Valley GC, Irving, TX (70/6,862)
5/14/1995	\$1,300,000	Ernie Els	263 (-17)	Robin Freeman - 266 (-14) D.A. Weibring - 266 (-14) Mike Heinen - 266 (-14)	\$234,000	TPC Four Seasons Resort, Irving, TX (70/6,742) Cottonwood Valley GC, Irving, TX (70/6,862)
5/15/1994	\$1,200,000	Neal Lancaster *	132 (-9)	Tom Byrum - 132 (-9) David Edwards - 132 (-9) Yoshinori Mizumaki - 132 (-9) David Ogryn - 132 (-9) Mark Carnevale - 132 (-9)	\$216,000	TPC Las Colinas, Irving, TX (70/6,742) Cottonwood Valley GC, Irving, TX (71/6,862)
5/16/1993	\$1,200,000	Scott Simpson	270 (-10)	Billy Mayfair - 271 (-9) Corey Pavin - 271 (-9) D.A. Weibring - 271 (-9)	\$216,000	TPC Las Colinas, Irving, TX (70/6,742)
5/17/1992	\$1,100,000	Billy Ray Brown *	199 (-11)	Ben Crenshaw - 199 (-11) Raymond Floyd - 199 (-11) Bruce Lietzke - 199 (-11)	\$198,000	TPC Las Colinas, Irving, TX (70/6,850)
5/5/1991	\$1,100,000	Nick Price	270 (-10)	Craig Stadler - 271 (-9)	\$198,000	TPC Las Colinas, Irving, TX (70/6,850)
5/6/1990	\$1,000,000	Payne Stewart	202 (-8)	Lanny Wadkins - 204 (-6)	\$180,000	TPC Las Colinas, Irving, TX (70/6,850)
5/7/1989	\$1,000,000	Jodie Mudd *	265 (-15)	Larry Nelson - 265 (-15)	\$180,000	TPC Las Colinas, Irving, TX (70/6,767)
5/15/1988	\$750,000	Bruce Lietzke *	271 (-9)	Clarence Rose - 271 (-9)	\$135,000	TPC Las Colinas, Irving, TX (70/6,767)
Byron Nelson Golf Classic						
5/10/1987	\$600,000	Fred Couples *	266 (-14)	Mark Calcavecchia - 266 (-14)	\$108,000	TPC Las Colinas, Irving, TX (70/6,767)
5/11/1986	\$600,000	Andy Bean	269 (-11)	Mark Wiebe - 270 (-10)	\$108,000	TPC Las Colinas, Irving, TX (70/6,767)
5/12/1985	\$500,000	Bob Eastwood *	272 (-12)	Payne Stewart - 272 (-12)	\$90,000	Las Colinas Sports Club, Irving, TX (71/6,982)
5/13/1984	\$500,000	Craig Stadler	276 (-8)	David Edwards - 277 (-7)	\$90,000	Las Colinas Sports Club, Irving, TX (71/6,982)
5/1/1983	\$400,000	Ben Crenshaw	273 (-11)	Brad Bryant - 274 (-10) Hal Sutton - 274 (-10)	\$72,000	Las Colinas Sports Club, Irving, TX (71/6,982)
5/2/1982	\$350,000	Bob Gilder	266 (-14)	Curtis Strange - 271 (-9)	\$63,000	Preston Trail GC, Dallas, TX (70/6,993)
5/10/1981	\$300,000	Bruce Lietzke *	281 (1)	Tom Watson - 281 (1)	\$54,000	Preston Trail GC, Dallas, TX (70/6,993)
5/11/1980	\$300,000	Tom Watson	274 (-6)	Bill Rogers - 275 (-5)	\$54,000	Preston Trail GC, Dallas, TX (70/6,993)
5/13/1979	\$300,000	Tom Watson *	275 (-5)	Bill Rogers - 275 (-5)	\$54,000	Preston Trail GC, Dallas, TX (70/6,993)
5/7/1978	\$200,000	Tom Watson	272 (-8)	Lee Trevino - 273 (-7)	\$40,000	Preston Trail GC, Dallas, TX (70/6,993)
5/8/1977	\$200,000	Raymond Floyd	276 (-4)	Ben Crenshaw - 278 (-2)	\$40,000	Preston Trail GC, Dallas, TX (70/6,993)
5/9/1976	\$200,000	Mark Hayes	273 (-7)	Don Bies - 275 (-5)	\$40,000	Preston Trail GC, Dallas, TX (70/6,993)
5/12/1975	\$175,000	Tom Watson	269 (-11)	Bob Smith - 271 (-9)	\$35,000	Preston Trail GC, Dallas, TX (70/6,993)
5/5/1974	\$150,000	Bud Allin	269 (-11)	Homero Blancas - 273 (-7) Charles Coody - 273 (-7) Lee Trevino - 273 (-7) Tom Watson - 273 (-7)	\$30,045	Preston Trail GC, Dallas, TX (70/6,993)
4/29/1973	\$150,000	Lanny Wadkins *	277 (-3)	Dan Sikes - 277 (-3)	\$30,000	Preston Trail GC, Dallas, TX (70/6,993)
4/30/1972	\$125,000	Chi Chi Rodriguez *	273 (-7)	Billy Casper - 273 (-7)	\$25,000	Preston Trail GC, Dallas, TX (70/6,993)
5/9/1971	\$125,000	Jack Nicklaus	274 (-6)	Frank Beard - 276 (-4) Jerry McGee - 276 (-4)	\$25,000	Preston Trail GC, Dallas, TX (70/6,993)
5/3/1970	\$100,000	Jack Nicklaus *	274 (-6)	Arnold Palmer - 274 (-6)	\$20,000	Preston Trail GC, Dallas, TX (70/6,993)
4/27/1969	\$100,000	Bruce Devlin	277 (-3)	Frank Beard - 278 (-2) Bruce Crampton - 278 (-2)	\$20,000	Preston Trail GC, Dallas, TX (70/6,993)
4/28/1968	\$100,000	Miller Barber	270 (-10)	Kermit Zarley - 271 (-9)	\$20,000	Preston Trail GC, Dallas, TX (70/6,993)
Dallas Open Invitational						
4/23/1967	\$100,000	Bert Yancey	274 (-10)	Kermit Zarley - 275 (-9) Roberto De Vicenzo - 275 (-9)	\$20,000	Oak Cliff CC, Dallas, TX (71/6,836)
4/26/1966	\$85,000	Roberto De Vicenzo	276 (-8)	Raymond Floyd - 277 (-7) Harold Henning - 277 (-7) Joe Campbell - 277 (-7)	\$15,000	Oak Cliff CC, Dallas, TX (71/6,836)
9/7/1964	\$40,000	Charles Coody	271 (-13)	Jerry Edwards - 272 (-12)	\$5,800	Oak Cliff CC, Dallas, TX (71/6,836)
9/3/1962	\$35,000	Billy Maxwell	277 (-7)	Johnny Pott - 281 (-3)	\$5,300	Oak Cliff CC, Dallas, TX (71/6,836)
9/4/1961	\$30,000	Earl Stewart	278 (-6)	Gay Brewer - 279 (-5) Arnold Palmer - 279 (-5) Doug Sanders - 279 (-5)	\$4,300	Oak Cliff CC, Dallas, TX (71/6,836)

2020-21 PGA TOUR MEDIA GUIDE | Section 3: Tournaments

9/5/1960	\$25,000	Johnny Pott *	275 (-9)	Ted Kroll - 275 (-9) Bo Wining - 275 (-9)	\$3,500	Oak Cliff CC, Dallas, TX (71/6,836)
9/14/1959	\$25,000	Julius Boros	274 (-10)	Dow Finsterwald - 275 (-9) Earl Stewart - 275 (-9) Bo Wining - 275 (-9)	\$3,500	Oak Cliff CC, Dallas, TX (71/6,836)
6/8/1958	\$25,000	Sam Snead *	272 (-12)	Julius Boros - 272 (-12) Gary Player - 272 (-12) John McMullen - 272 (-12)	\$3,500	Oak Cliff CC, Dallas, TX (71/6,836)
9/16/1957	\$40,000	Sam Snead	264 (-20)	Billy Maxwell - 274 (-10) Cary Middlecoff - 274 (-10) Bob Inman - 274 (-10)	\$8,000	Glen Lakes CC, Dallas, TX (71/6,328)
Texas International Open						
6/4/1956	\$67,500	Peter Thomson *	267 (-13)	Gene Littler - 267 (-13) Cary Middlecoff - 267 (-13)	\$13,478	Preston Hollow CC, Dallas, TX (70/6,216)
Dallas Invitational						
9/29/1946	\$10,000	Ben Hogan	284	Paul Runyan - 286 Herman Keiser - 286	\$2,000	Brook Hollow CC, Dallas, TX
Dallas Open						
9/9/1945	\$10,000	Sam Snead	276 (276)	Harold McSpaden - 280	\$2,666.66	Dallas CC, Dallas, TX
Texas Victory Open						
9/10/1944	\$10,000	Byron Nelson	276	Harold McSpaden - 286	\$2,000	Lakewood CC, New Orleans, LA

* indicates playoff

PGA Championship

San Francisco, California • August 6-9, 2020

TPC Harding Park

Par/Yards: 35-35--70 | 7,251



Winner: Collin Morikawa

FedExCup Points: 600

69-69-65-64 267 (-13) | \$1,980,000

Leaders

Round 1

Jason Day	65 (-5)
Brendon Todd	65 (-5)
9 tied at position	66 (-4)
Collin Morikawa	69 (-1)

Round 2

Haotong Li	132 (-8)
Daniel Berger	134 (-6)
Brooks Koepka	134 (-6)
Michael Lorenzo-Vera	134 (-6)
Jason Day	134 (-6)
Tommy Fleetwood	134 (-6)
Justin Rose	134 (-6)
Collin Morikawa	138 (-2)

Round 3

Dustin Johnson	201 (-9)
Cameron Champ	202 (-8)
Scottie Scheffler	202 (-8)
Brooks Koepka	203 (-7)
Collin Morikawa	203 (-7)
Paul Casey	203 (-7)

Order of Finish (cut: 36 HOLES: 79 professionals at +1 (141) or better.)

Pos	Player	Scores	Total	FedExCup Points	Earnings	Pos	Player	Scores	Total	FedExCup Points	Earnings	Pos	Player	Scores	Total	FedExCup Points	Earnings
1	Collin Morikawa	69 69 65 64	267 (-13)	600	\$1,980,000	T51	Joost Luiten	71 68 73 69	281 (1)	--	\$24,000	CUT	Joaquin Niemann	75 69	144 (4)	--	--
T2	Paul Casey	68 67 68 66	269 (-11)	270	\$968,000	T51	Brandt Snedeker	72 66 72 71	281 (1)	8	\$24,000	CUT	Matthew Fitzpatrick	74 70	144 (4)	--	--
T2	Dustin Johnson	69 67 65 68	269 (-11)	270	\$968,000	T51	Luke List	72 69 70 70	281 (1)	8	\$24,000	CUT	Alexander Beach	73 71	144 (4)	--	--
T4	Tony Finau	67 70 67 66	270 (-10)	115	\$404,350	T58	Kevin Streelman	69 70 73 70	282 (2)	5	\$21,338	CUT	Max Homa	74 71	145 (5)	--	--
T4	Jason Day	65 69 70 66	270 (-10)	115	\$404,350	T58	Brian Harman	68 71 71 72	282 (2)	5	\$21,338	CUT	Corey Connors	69 76	145 (5)	--	--
T4	Scottie Scheffler	66 71 65 68	270 (-10)	115	\$404,350	T58	Charl Schwartzel	73 68 68 73	282 (2)	5	\$21,338	CUT	Jazz Janewattananond	74 71	145 (5)	--	--
T4	Bryson DeChambeau	68 70 66 66	270 (-10)	115	\$404,350	T58	Gary Woodland	67 72 73 70	282 (2)	5	\$21,338	CUT	Tyler Duncan	74 71	145 (5)	--	--
T4	Matthew Wolff	69 68 68 65	270 (-10)	115	\$404,350	T58	Adam Hadwin	68 71 70 73	282 (2)	5	\$21,338	CUT	Brian Stuard	72 73	145 (5)	--	--
9	Justin Rose	66 68 70 67	271 (-9)	88	\$295,600	T58	Denny McCarthy	70 69 70 73	282 (2)	5	\$21,338	CUT	Matthias Schwab	69 76	145 (5)	--	--
T10	Joel Dahmen	69 68 68 67	272 (-8)	77	\$252,123	T58	Mackenzie Hughes	73 68 69 72	282 (2)	5	\$21,338	CUT	Keegan Bradley	73 72	145 (5)	--	--
T10	Cameron Champ	71 64 67 70	272 (-8)	77	\$252,123	T58	Tom Hoge	72 68 72 70	282 (2)	5	\$21,338	CUT	Troy Merritt	73 72	145 (5)	--	--
T10	Xander Schauffele	66 70 69 67	272 (-8)	77	\$252,123	T66	Robert MacIntyre	73 67 74 69	283 (3)	--	\$20,000	CUT	Matt Jones	70 75	145 (5)	--	--
T13	Jon Rahm	70 69 68 66	273 (-7)	63	\$192,208	T66	Sepp Straka	70 71 71 71	283 (3)	4	\$20,000	CUT	Bob Sowards	71 75	146 (6)	--	--
T13	Si Woo Kim	69 68 68 68	273 (-7)	63	\$192,208	T66	Shane Lowry	68 72 69 74	283 (3)	4	\$20,000	CUT	Sergio Garcia	73 73	146 (6)	--	--
T13	Daniel Berger	67 67 70 69	273 (-7)	63	\$192,208	T66	Emiliano Grillo	70 70 70 73	283 (3)	4	\$20,000	CUT	Graeme McDowell	72 74	146 (6)	--	--
T13	Patrick Reed	68 70 69 66	273 (-7)	63	\$192,208	T66	Rory Sabbatini	71 70 72 70	283 (3)	4	\$20,000	CUT	Andrew Putnam	73 73	146 (6)	--	--
T17	Brendon Todd	65 70 72 67	274 (-6)	56	\$156,500	T71	Phil Mickelson	72 69 70 73	284 (4)	3	\$19,350	CUT	Benjamin Hebert	75 71	146 (6)	--	--
T17	Haotong Li	67 65 73 69	274 (-6)	--	\$156,500	T71	Bubba Watson	70 71 73 70	284 (4)	3	\$19,350	CUT	Ben Cook	71 75	146 (6)	--	--
T19	Lanto Griffin	68 68 71 68	275 (-5)	51	\$134,000	T71	Jordan Spieth	73 68 76 67	284 (4)	3	\$19,350	CUT	Joohyung Kim	70 77	147 (7)	--	--
T19	Kevin Kisner	67 73 68 67	275 (-5)	51	\$134,000	T71	Danny Lee	69 71 74 70	284 (4)	3	\$19,350	CUT	David Muttitt	72 75	147 (7)	--	--
T19	Harris English	69 71 69 66	275 (-5)	51	\$134,000	T75	Chez Reavie	71 70 75 70	286 (6)	3	\$19,050	CUT	Danny Willett	75 72	147 (7)	--	--
T22	Byeong Hun An	72 69 71 64	276 (-4)	40	\$94,571	T75	J.T. Poston	67 74 75 70	286 (6)	3	\$19,050	CUT	Jimmy Walker	73 74	147 (7)	--	--
T22	Hideki Matsuyama	70 67 69 70	276 (-4)	40	\$94,571	T77	Matt Wallace	71 70 74 72	287 (7)	3	\$18,850	CUT	Rob Labritz	71 76	147 (7)	--	--
T22	Brendan Steele	66 71 72 67	276 (-4)	40	\$94,571	T77	Jim Herman	71 69 72 75	287 (7)	3	\$18,850	CUT	Jason Caron	76 72	148 (8)	--	--
T22	Ian Poulter	73 68 66 69	276 (-4)	40	\$94,571	T79	Sung Kang	70 71 76 73	290 (10)	2	\$18,700	CUT	Rafa Cabrera Bello	72 76	148 (8)	--	--
T22	Adam Scott	68 70 70 68	276 (-4)	40	\$94,571	CUT	Shaun Norris	69 73	142 (2)	--	--	CUT	Martin Kaymer	66 82	148 (8)	--	--
T22	Alex Noren	67 69 73 67	276 (-4)	40	\$94,571	CUT	Marc Leishman	70 72	142 (2)	--	--	CUT	John O'Leary	75 73	148 (8)	--	--
T22	Victor Perez	70 69 69 68	276 (-4)	--	\$94,571	CUT	Jim Furyk	71 71	142 (2)	--	--	CUT	Nick Taylor	76 73	149 (9)	--	--
T29	Brooks Koepka	66 68 69 74	277 (-3)	31	\$69,500	CUT	Henrik Stenson	70 72	142 (2)	--	--	CUT	Shaun Micheel	72 77	149 (9)	--	--
T29	Harold Varner III	72 66 69 70	277 (-3)	31	\$69,500	CUT	Zach Johnson	66 76	142 (2)	--	--	CUT	Davis Love III	73 76	149 (9)	--	--
T29	Doc Redman	73 67 70 67	277 (-3)	31	\$69,500	CUT	Jason Dufner	70 72	142 (2)	--	--	CUT	Jeff Roth	74 75	149 (9)	--	--
T29	Tommy Fleetwood	70 64 70 73	277 (-3)	31	\$69,500	CUT	Chan Kim	72 70	142 (2)	--	--	CUT	Michael Auterson	75 74	149 (9)	--	--
T33	Dylan Frittelli	70 67 70 71	278 (-2)	25	\$57,500	CUT	Rickie Fowler	73 69	142 (2)	--	--	CUT	Rich Berberian, Jr.	76 74	150 (10)	--	--
T33	Rory McIlroy	70 69 71 68	278 (-2)	25	\$57,500	CUT	Ryo Ishikawa	72 70	142 (2)	--	--	CUT	Ryan Vermeer	79 71	150 (10)	--	--
T33	Louis Oosthuizen	70 71 70 67	278 (-2)	25	\$57,500	CUT	Talor Gooch	71 71	142 (2)	--	--	CUT	Marty Jertson	74 76	150 (10)	--	--
T33	Viktor Hovland	68 71 73 66	278 (-2)	25	\$57,500	CUT	Tarso Ortiz	72 70	142 (2)	--	--	CUT	Daniel Ballin	74 76	150 (10)	--	--
T37	Tiger Woods	68 72 72 67	279 (-1)	19	\$45,000	CUT	Christiaan Bezuidenhout	72 70	142 (2)	--	--	CUT	Shawn Warren	78 73	151 (11)	--	--
T37	Nate Lashley	69 70 70 70	279 (-1)	19	\$45,000	CUT	Lucas Herbert	73 70	143 (3)	--	--	CUT	Ken Tanigawa	78 73	151 (11)	--	--
T37	Webb Simpson	71 68 68 72	279 (-1)	19	\$45,000	CUT	Tom Lewis	67 76	143 (3)	--	--	CUT	Marcus Kinhult	74 77	151 (11)	--	--
T37	Justin Thomas	71 70 68 70	279 (-1)	19	\$45,000	CUT	Richy Werenski	71 72	143 (3)	--	--	CUT	Justin Bertsch	78 75	153 (13)	--	--
T37	Bud Cauley	66 71 73 69	279 (-1)	19	\$45,000	CUT	Sebastian Munoz	71 72	143 (3)	--	--	CUT	Jeff Hart	77 77	154 (14)	--	--
T37	Russell Henley	71 69 71 68	279 (-1)	19	\$45,000	CUT	Michael Thompson	71 72	143 (3)	--	--	CUT	Jorge Campillo	74 80	154 (14)	--	--
T43	Billy Horschel	69 71 71 69	280 (0)	12	\$31,594	CUT	Xinjun Zhang	72 71	143 (3)	--	--	CUT	Rich Beem	80 75	155 (15)	--	--
T43	Bernad Wiesberger	68 68 70 74	280 (0)	--	\$31,594	CUT	Andrew Landry	74 69	143 (3)	--	--	CUT	Rod Perry	75 81	156 (16)	--	--
T43	Michael Lorenzo-Vera	66 68 72 74	280 (0)	--	\$31,594	CUT	Tyrell Hatton	72 71	143 (3)	--	--	CUT	Alex Knoll	77 80	157 (17)	--	--
T43	Ryan Palmer	74 66 76 64	280 (0)	12	\$31,594	CUT	Jason Kokrak	69 74	143 (3)	--	--	CUT	Zach Johnson	82 79	161 (21)	--	--
T43	Abraham Ancer	69 70 72 69	280 (0)	12	\$31,594	CUT	Kevin Na	70 73	143 (3)	--	--	CUT	Judd Gibb	77 84	161 (21)	--	--
T43	Keith Mitchell	68 72 68 72	280 (0)	12	\$31,594	CUT	Steve Stricker	72 71	143 (3)	--	--	DQ	Cameron Tringale	73	73 (3)	--	--
T43	Cameron Smith	71 69 70 70	280 (0)	12	\$31,594	CUT	Matt Kuchar	71 72	143 (3)	--	--						
T43	Patrick Cantlay	73 68 66 73	280 (0)	12	\$31,594	CUT	Lucas Glover	71 72	143 (3)	--	--						
T51	Adam Long	73 68 72 68	281 (1)	8	\$24,000	CUT	Scott Piercy	70 74	144 (4)	--	--						
T51	Mark Hubbard	70 71 70 70	281 (1)	8	\$24,000	CUT	Cheng Tsung Pan	72 72	144 (4)	--	--						
T51	Erik van Rooyen	71 70 74 66	281 (1)	--	\$24,000	CUT	Wyndham Clark	71 73	144 (4)	--	--						
T51	Kurt Kitayama	68 72 70 71	281 (1)	--	\$24,000	CUT	Sungjae Im	73 71	144 (4)	--	--						

Notes

Collin Morikawa won his first major championship title in his PGA Championship debut and second start in a major. It marked Morikawa's third PGA TOUR victory in his 29th career start. He became the ninth player to win the PGA Championship in his tournament debut and third to win a major in two or fewer starts.

Due to changes in the major championship schedule as a result of COVID-19, the PGA Championship was the first major contested in 2020. It was the only major played during the 2019-20 PGA TOUR season, with the Masters Tournament and U.S. Open moving to the fall of 2020, and The Open Championship being canceled.

Collin Morikawa became the fourth player since WWII to win the PGA Championship before turning 24, joining Jack Nicklaus, Tiger Woods and Rory McIlroy.

With a closing 36-hole score of 129 and a final-round 64, Collin Morikawa became the first player to play the final 36 holes in 129 or better in PGA Championship history and the second winner to shoot a 64 or better in the final round.

With a T2, Dustin Johnson became the first player to finish second at the event in consecutive years since Jack Nicklaus (1964, 1965). It marked Johnson's fifth career runner-up in a major championship and third in a five-major period (T2/2011 The Open Championship, T2/2015 U.S. Open, T2/2019 Masters Tournament, T2/2019 PGA Championship, 2nd/2020 PGA Championship). He fell to 0-for-4 with the 54-hole lead/co-lead in majors and 8-for-18 in 72-hole events on TOUR.

In search of his third consecutive PGA Championship title, Brooks Koepka recorded a final-round 74 to finish T29 after entering the final round in a tie for fourth.

WEATHER: Thursday: Partly cloudy. High of 63. Wind W 10-15 mph, with gusts to 20 mph. **Friday:** Partly cloudy. High of 63. Wind WSW 10-15 mph, with gusts to 25 mph. **Saturday:** Mostly cloudy. High of 61. Wind WSW 10-15 mph, with gusts to 20 mph. **Sunday:** Mostly cloudy. High of 63. Wind WSW 10-15 mph, with gusts to 20 mph.

Tournament Record: 264

Brooks Koepka (2018)

TPC Harding Park: 64

Tommy Fleetwood (2020), Byeong Hun An (2020), Collin Morikawa (2020), Cameron Champ (2020), Ryan Palmer (2020)

Other Course: 63

Brooks Koepka (2019) - Bethpage State Park BK Course, Charl Schwartzel (2018) - Bellerive CC, Brooks Koepka (2018) - Bellerive CC, Robert Streb (2016) - Baltusrol GC, Hiroshi Iwata (2015) - Whistling Straits, Jason Dufner (2013) - Oak Hill CC, Steve Stricker (2011) - Atlanta Athletic Club, Tiger Woods (2007) - Southern Hills CC, Thomas Bjørn (2005) - Baltusrol GC, Mark O'Meara (2001) - Atlanta Athletic Club, José María Olazábal (2000) - Valhalla GC, Michael Bradley (1995) - Riviera CC, Brad Faxon (1995) - Riviera CC, Vijay Singh (1993) - Inverness GC, Gary Player (1984) - Shoal Creek GC, Raymond Floyd (1982) - Southern Hills CC, Bruce Crampton (1975) - Firestone CC (South)

Tournament History

End Date	Purse	Winner	Score	Runner-Up	Earnings	Location (Par/Yards)
PGA Championship						
8/9/2020	\$11,000,000	Collin Morikawa	267 (-13)	Paul Casey - 269 (-11) Dustin Johnson - 269 (-11)	\$1,980,000	TPC Harding Park, San Francisco, CA (70/7,251)
5/19/2019		Brooks Koepka	272 (-8)	Dustin Johnson - 274 (-6)	\$1,980,000	Bethpage State Park BK Course, Farmingdale, NY (70/7,459)
8/12/2018	\$11,000,000	Brooks Koepka	264 (-16)	Tiger Woods - 266 (-14)	\$1,980,000	Bellerive CC, St. Louis, MO (70/7,316)
8/13/2017	\$10,500,000	Justin Thomas	276 (-8)	Francesco Molinari - 278 (-6) Louis Oosthuizen - 278 (-6) Patrick Reed - 278 (-6)	\$1,890,000	Quail Hollow-PGA Championship, Charlotte, NC (71/7,600)
7/31/2016	\$10,000,000	Jimmy Walker	266 (-14)	Jason Day - 267 (-13)	\$1,800,000	Baltusol GC, Springfield, NJ (70/7,428)
8/16/2015	\$10,000,000	Jason Day	268 (-20)	Jordan Spieth - 271 (-17)	\$1,800,000	Whistling Straits, Sheboygan, WI (72/7,501)
8/10/2014	\$10,000,000	Rory McIlroy	268 (-16)	Phil Mickelson - 269 (-15)	\$1,800,000	Valhalla GC, Louisville, KY (71/7,458)
8/11/2013	\$8,000,000	Jason Dufner	270 (-10)	Jim Furyk - 272 (-8)	\$1,445,000	Oak Hill CC, Rochester, NY (70/7,163)
8/12/2012	\$8,000,000	Rory McIlroy	275 (-13)	David Lynn - 283 (-5)	\$1,445,000	Kiawah Island Resort (Ocean), Kiawah Island, SC (72/7,676)
8/14/2011	\$8,000,000	Keegan Bradley *	272 (-8)	Jason Dufner - 272 (-8)	\$1,445,000	Atlanta Athletic Club, Johns Creek, GA (70/7,467)
8/15/2010	\$7,500,000	Martin Kaymer *	277 (-11)	Bubba Watson - 277 (-11)	\$1,350,000	Whistling Straits, Sheboygan, WI (72/7,507)
8/16/2009	\$7,500,000	Y.E. Yang	280 (-8)	Tiger Woods - 283 (-5)	\$1,350,000	Hazeltine National GC, Chaska, MN (72/7,674)
8/10/2008	\$7,500,000	Padraig Harrington	277 (-3)	Sergio Garcia - 279 (-1) Ben Curtis - 279 (-1)	\$1,350,000	Oakland Hills CC (South), Bloomfield Township, MI (70/7,395)
8/12/2007	\$7,000,000	Tiger Woods	272 (-8)	Woody Austin - 274 (-6)	\$1,260,000	Southern Hills CC, Tulsa, OK (70/7,131)
8/20/2006	\$6,500,000	Tiger Woods	270 (-18)	Shaun Micheel - 275 (-13)	\$1,224,000	Medinah CC (No. 3), Medinah, IL (72/7,561)
8/14/2005	\$6,250,000	Phil Mickelson	276 (-4)	Steve Elkington - 277 (-3) Thomas Bjørn - 277 (-3)	\$1,170,000	Baltusol GC, Springfield, NJ (70/7,392)
8/15/2004	\$6,250,000	Vijay Singh *	280 (-8)	Chris DiMarco - 280 (-8) Justin Leonard - 280 (-8)	\$1,125,000	Whistling Straits, Sheboygan, WI (72/7,514)
8/17/2003	\$6,000,000	Shaun Micheel	276 (-4)	Chad Campbell - 278 (-2)	\$1,080,000	Oak Hill CC, Rochester, NY (70/7,134)
8/18/2002	\$5,500,000	Rich Beem	278 (-10)	Tiger Woods - 279 (-9)	\$990,000	Hazeltine National GC, Chaska, MN (72/7,360)
8/19/2001	\$5,200,000	David Toms	265 (-15)	Phil Mickelson - 266 (-14)	\$936,000	Atlanta Athletic Club, Johns Creek, GA (70/7,213)
8/20/2000	\$3,000,000	Tiger Woods *	270 (-18)	Bob May - 270 (-18)	\$900,000	Valhalla GC, Louisville, KY (72/7,167)
8/15/1999	\$3,500,000	Tiger Woods	277 (-11)	Sergio Garcia - 278 (-10)	\$630,000	Medinah CC (No. 3), Medinah, IL (72/7,401)
8/16/1998	\$2,859,800	Vijay Singh	271 (-9)	Steve Stricker - 273 (-7)	\$540,000	Sahalee CC, Sammamish, WA (70/6,906)
8/17/1997	\$2,600,000	Davis Love III	269 (-11)	Justin Leonard - 274 (-6)	\$470,000	Winged Foot GC, Mamaroneck, NY (70/6,987)
8/11/1996	\$2,400,000	Mark Brooks *	277 (-11)	Kenny Perry - 277 (-11)	\$430,000	Valhalla GC, Louisville, KY (72/7,144)
8/13/1995	\$2,000,000	Steve Elkington *	267 (-17)	Colin Montgomerie - 267 (-17)	\$360,000	Riviera CC, Pacific Palisades, CA (71/6,956)
8/14/1994	\$1,750,000	Nick Price	269 (-11)	Corey Pavin - 275 (-5)	\$310,000	Southern Hills CC, Tulsa, OK (70/6,834)
8/15/1993	\$1,700,000	Paul Azinger *	272 (-12)	Greg Norman - 272 (-12)	\$300,000	Inverness GC, Toledo, OH (71/7,024)
8/16/1992	\$1,600,000	Nick Price	278 (-6)	John Cook - 281 (-3) Nick Faldo - 281 (-3) Jim Gallagher, Jr. - 281 (-3) Gene Sauers - 281 (-3)	\$280,000	Bellerive CC, St. Louis, MO (71/7,148)
8/11/1991	\$1,350,000	John Daly	276 (-12)	Bruce Lietzke - 279 (-9)	\$230,000	Crooked Stick GC, Carmel, IN (72/7,205)
8/12/1990	\$1,350,000	Wayne Grady	282 (-6)	Fred Couples - 285 (-3)	\$225,000	Shoal Creek GC, Birmingham, AL (72/7,145)
8/13/1989	\$1,200,000	Payne Stewart	276 (-12)	Andy Bean - 277 (-11) Mike Reid - 277 (-11) Curtis Strange - 277 (-11)	\$200,000	Kemper Lakes, Long Grove, IL (72/7,197)
8/14/1988	\$1,000,000	Jeff Sluman	272 (-12)	Paul Azinger - 275 (-9)	\$160,000	Oak Tree GC, Edmond, OK (71/7,015)
8/9/1987	\$900,000	Larry Nelson *	287 (-1)	Lanny Wadkins - 287 (-1)	\$150,000	PGA National (Champion), Palm Beach Gardens, FL (72/7,022)
8/10/1986	\$800,000	Bob Tway	276 (-8)	Greg Norman - 278 (-6)	\$140,000	Inverness Club, Toledo, OH (71/6,982)
8/11/1985	\$700,000	Hubert Green	278 (-6)	Lee Trevino - 280 (-4)	\$125,000	Cherry Hills CC, Englewood, CO (71/7,145)
8/19/1984	\$700,000	Lee Trevino	273 (-15)	Gary Player - 277 (-11) Lanny Wadkins - 277 (-11)	\$125,000	Shoal Creek GC, Birmingham, AL (72/7,145)
8/7/1983	\$600,000	Hal Sutton	274 (-10)	Jack Nicklaus - 275 (-9)	\$100,000	Riviera CC, (71/6,946)
8/8/1982	\$450,000	Raymond Floyd	272 (-8)	Lanny Wadkins - 275 (-5)	\$65,000	Southern Hills CC, Tulsa, OK (70/6,862)
8/9/1981	\$401,050	Larry Nelson	273 (-7)	Fuzzy Zoeller - 277 (-3)	\$60,000	Atlanta Athletic Club, Johns Creek, GA (70/7,070)
8/10/1980	\$375,000	Jack Nicklaus	274 (-6)	Andy Bean - 281 (1)	\$60,000	Oak Hill CC, Rochester, NY (70/6,964)
8/5/1979	\$350,000	David Graham *	272 (-8)	Ben Crenshaw - 272 (-8)	\$60,000	Oakland Hills CC (South), Birmingham, MI (70/7,014)
8/6/1978	\$300,000	John Mahaffey *	276 (-8)	Jerry Pate - 276 (-8) Tom Watson - 276 (-8)	\$50,000	Oakmont CC (South), Oakmont, PA (71/6,989)
8/14/1977	\$250,000	Lanny Wadkins *	282 (-6)	Gene Littler - 282 (-6)	\$45,000	Pebble Beach Golf Links, Pebble Beach, CA (72/6,815)
8/15/1976	\$250,950	Dave Stockton	281 (1)	Raymond Floyd - 282 (2) Don January - 282 (2)	\$45,000	Congressional CC (Blue), Bethesda, MD (70/7,054)
8/10/1975	\$225,000	Jack Nicklaus	276 (-4)	Bruce Crampton - 278 (-2)	\$45,000	Firestone CC (South), Akron, OH (70/7,180)
8/11/1974	\$225,000	Lee Trevino	276 (-4)	Jack Nicklaus - 277 (-3)	\$45,000	Tanglewood GC, Winston-Salem, NC (70/7,050)
8/12/1973	\$225,000	Jack Nicklaus	277 (-7)	Bruce Crampton - 281 (-3)	\$45,000	Canterbury GC, Beachwood, OH (71/6,852)
8/6/1972	\$225,000	Gary Player	281 (1)	Tommy Aaron - 283 (3) Jim Jamieson - 283 (3)	\$45,000	Oakland Hills (South), Birmingham, MI (70/7,054)
2/28/1971	\$200,000	Jack Nicklaus	281 (-7)	Billy Casper - 283 (-5)	\$40,000	PGA National GC, Palm Beach Gardens, FL (72/7,096)
8/16/1970	\$200,000	Dave Stockton	279 (-1)	Bob Murphy - 281 (1) Arnold Palmer - 281 (1)	\$40,000	Southern Hills CC, Tulsa, OK (70/6,962)
8/17/1969	\$175,000	Raymond Floyd	276 (-8)	Gary Player - 277 (-7)	\$35,000	NCR CC, Dayton, OH (71/6,915)
7/21/1968	\$150,000	Julius Boros	281 (1)	Bob Charles - 282 (2) Arnold Palmer - 282 (2)	\$25,000	Pecan Valley CC, San Antonio, TX (70/7,096)
7/23/1967	\$149,100	Don January *	281 (-7)	Don Massengale - 281 (-7)	\$25,000	Columbine CC, Littleton, CO (72/7,436)
7/24/1966	\$149,700	Al Geiberger	280	Dudley Wysong - 284 (4)	\$25,000	Firestone CC, Akron, OH (70/7,180)
8/15/1965	\$149,700	Dave Marr	280 (-4)	Billy Casper - 282 (-2) Jack Nicklaus - 282 (-2)	\$25,000	Laurel Valley GC, Ligonier, PA (71/7,090)
7/19/1964	\$100,000	Bobby Nichols	271 (-9)	Jack Nicklaus - 274 (-6) Arnold Palmer - 274 (-6)	\$18,000	Columbus CC, Columbus, OH (70/6,851)
7/21/1963	\$80,900	Jack Nicklaus	279 (-5)	Dave Ragan - 281 (-3)	\$13,000	Dallas Athletic Club, Dallas, TX (71/7,046)
7/22/1962	\$72,500	Gary Player	278 (-2)	Bob Goalby - 279 (-1)	\$13,000	Aronimink GC, Newtown Square, PA (70/7,045)
7/30/1961	\$64,800	Jerry Barber *	277 (-3)	Don January - 277 (-3)	\$11,000	Olympia Fields CC, Olympia Fields, IL (70/6,722)
7/24/1960	\$63,130	Jay Hebert	281 (1)	Jim Ferrier - 282 (2)	\$11,000	Firestone CC, Akron, OH (70/7,165)
8/2/1959	\$51,175	Bob Rosburg	277 (-3)	Jerry Barber - 278 (-2) Doug Sanders - 278 (-2)	\$8,250	Minneapolis GC, St. Louis Park, MN (70/6,850)
7/20/1958	\$39,388	Dow Finsterwald	276 (-4)	Billy Casper - 278 (-2)	\$5,500	Llanerch CC, Havertown, PA (70/6,710)
7/21/1957		Lionel Hebert		Dow Finsterwald -	\$8,000	Miami Valley CC, Dayton, OH
7/24/1956		Jack Burke, Jr.		Ted Kroll -	\$5,000	Blue Hill CC, Boston, MA (71/6,634)
7/26/1955		Doug Ford		Cary Middlecoff -	\$5,250	Meadowbrook CC, Northville, MI
7/27/1954		Chick Harbert		Walter Burkemo -	\$5,000	Keller GC, St. Paul, MN
7/7/1953		Walter Burkemo		Felice Torza -	\$5,000	Birmingham CC, Birmingham, MI
6/24/1952		Jim Turnesa		Chick Harbert -	\$3,500	Big Spring CC, Louisville, KY (72/7,240)
7/3/1951		Sam Snead		Walter Burkemo -	\$3,500	Oakmont CC, Oakmont, PA
6/27/1950		Chandler Harper		Henry Williams -	\$3,500	Scioto CC, Columbus, OH
5/31/1949		Sam Snead		Johnny Palmer -	\$3,500	Hermitage CC, Richmond, VA
5/25/1948		Ben Hogan		Mike Turnesa -	\$3,500	Norwood Hills CC, St. Louis, MO
6/24/1947		Jim Ferrier		Chick Harbert -	\$3,500	Plum Hollow GC, Detroit, MI
8/25/1946		Ben Hogan		Ed Oliver -	\$3,500	Portland GC, Portland, OR
7/15/1945		Byron Nelson		Sam Byrd -	\$3,875	Moraine CC, Dayton, OH
8/20/1944		Bob Hamilton		Byron Nelson -	\$3,500	Manito G&CC, Spokane, WA
5/31/1942		Sam Snead		Jim Turnesa -	\$1,900	Seaview CC, Atlantic City, NJ
7/13/1941		Victor Ghezzi *		Byron Nelson -	\$1,000	Cherry Hills CC, Englewood, CO
9/2/1940		Byron Nelson		Sam Snead -		Hershey CC, Hershey, PA
7/15/1939		Henry Picard		Byron Nelson -	\$1,000	Pomonok CC, Flushing, NY

Tournament History

End Date	Purse	Winner	Score	Runner-Up	Earnings	Location (Par/Yards)
7/16/1938		Paul Runyan		Sam Snead -	\$1,000	Shawnee CC, Shawnee on Delaware, PA
5/30/1937		Denny Shute		Harold McSpaden -	\$2,000	Pittsburgh Field, Aspinwall, PA
11/22/1936		Denny Shute		Jimmy Thomson -		Pinehurst Resort (No. 2), Pinehurst, NC
10/23/1935		Johnny Revolta		Tommy Armour -	\$1,000	Twin Hills CC,
7/29/1934		Paul Runyan *		Craig Wood -		Park CC, Williamsville, NY
8/13/1933		Gene Sarazen		Willie Goggin -		Blue Mound CC, Milwaukee, WI
9/4/1932		Olin Dutra		Frank Walsh -		Keller GC, St. Paul, MN
9/14/1931		Tom Creavy		Denny Shute -		Wannamoisett CC, Rumford, RI
9/13/1930		Tommy Armour		Gene Sarazen -		Fresh Meadow CC, Flushing, NY
12/7/1929		Leo Diegel		Johnny Farrell -		Hillcrest CC, Los Angeles, CA
10/6/1928		Leo Diegel		Al Espinosa -		Five Farms CC, Baltimore, MD
11/5/1927		Walter Hagen		Joe Turnesa -		Cedar Crest CC, Dallas, TX
9/25/1926		Walter Hagen		Leo Diegel -		Salisbury GC, Westbury, NY
9/26/1925		Walter Hagen		Bill Mehlhorn -		Olympia Fields CC, Olympia Fields, IL
9/20/1924		Walter Hagen		James Barnes -		French Lick CC, French Lick, IN
9/29/1923		Gene Sarazen		Walter Hagen -		Pelham CC, Pelham, NY
8/19/1922		Gene Sarazen		Emmet French -		Oakmont CC, Oakmont, PA
9/26/1921		Walter Hagen		James Barnes -		Inwood CC, Far Rockaway, NY
8/21/1920		Jock Hutchison		J. Douglas Edgar -		Flossmoor CC, Flossmoor, IL
9/20/1919		James Barnes		Fred McLeod -		Engineers CC, Roslyn, NY
10/14/1916		James Barnes		Jock Hutchison -		Siwanoy CC, Bronxville, NY

* indicates playoff

Charles Schwab Challenge

Fort Worth, Texas • June 11-14, 2020

Colonial CC

Par/Yards: 35-35--70 | 7,209

charles
SCHWAB
 CHALLENGE

FedExCup Points (first): 500

**Winner (playoff): Daniel Berger**

FedExCup Points: 500

65-67-67-66 265 (-15) | \$1,350,000

Leaders

Round 1

Justin Rose	63 (-7)
Harold Varner III	63 (-7)
Abraham Ancer	64 (-6)
Collin Morikawa	64 (-6)
Jhonattan Vegas	64 (-6)
Justin Thomas	64 (-6)
Daniel Berger	65 (-5)

Round 2

Harold Varner III	129 (-11)
Bryson DeChambeau	130 (-10)
Jordan Spieth	130 (-10)
Rory McIlroy	131 (-9)
Xander Schauffele	131 (-9)
Collin Morikawa	131 (-9)
Daniel Berger	132 (-8)

Round 3

Xander Schauffele	197 (-13)
Collin Morikawa	198 (-12)
Justin Thomas	198 (-12)
Jordan Spieth	198 (-12)
Gary Woodland	198 (-12)
Branden Grace	198 (-12)
Daniel Berger	199 (-11)

Order of Finish (cut: 36 HOLES: 67 professionals at -2 (138) or better.)

Pos	Player	Scores	Total	FedExCup Points	Earnings	Pos	Player	Scores	Total	FedExCup Points	Earnings	Pos	Player	Scores	Total	FedExCup Points	Earnings
1	Daniel Berger*	65 67 67 66	265 (-15)	500	\$1,350,000	T49	Andrew Landry	68 70 69 70	277 (-3)	8	\$18,885	CUT (A)	Andy Ogletree	73 69	142 (2)	--	--
2	Collin Morikawa	64 67 67 67	265 (-15)	300	\$817,500	T49	Matthew NeSmith	70 67 70 70	277 (-3)	8	\$18,885	CUT	Erik van Rooyen	72 70	142 (2)	--	--
T3	Xander Schauffele	65 66 66 69	266 (-14)	134	\$366,094	54	Matthew Wolff	67 69 71 71	278 (-2)	7	\$17,775	CUT	Cameron Smith	69 73	142 (2)	--	--
T3	Bryson DeChambeau	65 65 70 66	266 (-14)	134	\$366,094	T55	Scottie Scheffler	68 69 69 73	279 (-1)	6	\$17,475	CUT	Adam Long	75 67	142 (2)	--	--
T3	Justin Rose	63 69 68 66	266 (-14)	134	\$366,094	T55	Zac Blair	71 65 75 68	279 (-1)	6	\$17,475	CUT	Rickie Fowler	73 69	142 (2)	--	--
T3	Jason Kokrak	67 70 65 64	266 (-14)	134	\$366,094	T55	Louis Oosthuizen	69 69 69 72	279 (-1)	6	\$17,475	CUT	Brendon Todd	69 73	142 (2)	--	--
T7	Patrick Reed	68 69 63 67	267 (-13)	88	\$243,750	T58	Richy Werenski	72 66 70 72	280 (0)	5	\$17,100	CUT	Dylan Frittelli	70 72	142 (2)	--	--
T7	Bubba Watson	68 66 68 65	267 (-13)	88	\$243,750	T58	Doc Redman	67 70 73 70	280 (0)	5	\$17,100	CUT	Cheng Tsung Pan	72 70	142 (2)	--	--
9	Gary Woodland	65 67 66 70	268 (-12)	80	\$219,375	T60	Jhonattan Vegas	64 74 73 70	281 (1)	5	\$16,650	CUT	Dustin Johnson	71 71	142 (2)	--	--
T10	Jordan Spieth	65 65 68 71	269 (-11)	68	\$181,875	T60	Alex Noren	67 71 67 76	281 (1)	5	\$16,650	CUT	Steve Stricker	73 69	142 (2)	--	--
T10	Justin Thomas	64 68 66 71	269 (-11)	68	\$181,875	T60	Byeong Hun An	67 71 69 74	281 (1)	5	\$16,650	CUT	Chad Campbell	72 70	142 (2)	--	--
T10	Sungjae Im	66 69 67 67	269 (-11)	68	\$181,875	T60	Chris Kirk	68 70 68 75	281 (1)	5	\$16,650	CUT	Charley Hoffman	71 71	142 (2)	--	--
T10	J.T. Poston	68 66 67 68	269 (-11)	68	\$181,875	T64	Scott Piercy	67 71 73 71	282 (2)	4	\$16,200	CUT	Webb Simpson	73 69	142 (2)	--	--
T14	Cameron Champ	66 71 65 68	270 (-10)	53	\$129,375	T64	Keith Mitchell	67 71 71 73	282 (2)	4	\$16,200	CUT	Jason Day	70 72	142 (2)	--	--
T14	Abraham Ancer	64 70 66 70	270 (-10)	53	\$129,375	66	Denny McCarthy	70 68 73 72	283 (3)	4	\$15,975	CUT	Chez Reavie	71 72	143 (3)	--	--
T14	Patrick Rodgers	67 68 70 65	270 (-10)	53	\$129,375	67	Jason Dufner	68 69 70 78	285 (5)	4	\$15,825	CUT	Scott McCarron	71 72	143 (3)	--	--
T14	Peter Uihlein	69 65 69 67	270 (-10)	53	\$129,375	CUT	John Senden	69 70	139 (-1)	--	--	CUT	Emiliano Grillo	73 70	143 (3)	--	--
T14	Rory Sabbatini	68 68 69 65	270 (-10)	53	\$129,375	CUT	Sergio Garcia	69 70	139 (-1)	--	--	CUT	Danny Willett	71 72	143 (3)	--	--
T19	Branden Grace	66 66 66 73	271 (-9)	44	\$95,625	CUT	Tom Lehman	65 74	139 (-1)	--	--	CUT	Patton Kizzire	74 69	143 (3)	--	--
T19	Harold Varner III	63 66 70 72	271 (-9)	44	\$95,625	CUT	Kevin Na	72 67	139 (-1)	--	--	CUT	Troy Merritt	73 71	144 (4)	--	--
T19	Joel Dahmen	68 65 70 68	271 (-9)	44	\$95,625	CUT	Graeme McDowell	69 70	139 (-1)	--	--	CUT	Brendan Steele	71 73	144 (4)	--	--
T19	Corey Connors	66 67 67 71	271 (-9)	44	\$95,625	CUT	Matt Kuchar	71 68	139 (-1)	--	--	CUT	Andrew Putnam	73 71	144 (4)	--	--
T23	Viktor Hovland	70 68 68 66	272 (-8)	35	\$65,250	CUT	Henrik Norlander	70 69	139 (-1)	--	--	CUT	Shane Lowry	71 73	144 (4)	--	--
T23	Chesson Hadley	70 68 64 70	272 (-8)	35	\$65,250	CUT	Harris English	72 67	139 (-1)	--	--	CUT	Carlos Ortiz	69 75	144 (4)	--	--
T23	Tony Finau	68 69 67 68	272 (-8)	35	\$65,250	CUT	Jazz Janewattananond	70 69	139 (-1)	--	--	CUT	J.J. Henry	75 69	144 (4)	--	--
T23	Lucas Glover	67 70 69 66	272 (-8)	35	\$65,250	CUT	Christiaan Bezuidenhout	69 70	139 (-1)	--	--	CUT	Ryan Palmer	72 72	144 (4)	--	--
T23	Rafa Cabrera Bello	68 67 69 68	272 (-8)	35	\$65,250	CUT	Max Homa	70 69	139 (-1)	--	--	CUT	Josh Teater	72 72	144 (4)	--	--
T23	Brian Harman	65 69 70 68	272 (-8)	35	\$65,250	CUT	Sepp Straka	66 73	139 (-1)	--	--	CUT	Nick Watney	71 74	145 (5)	--	--
T29	Ian Poulter	66 70 67 72	273 (-7)	28	\$51,375	CUT	Matt Wallace	70 70	140 (0)	--	--	CUT	Bill Haas	70 75	145 (5)	--	--
T29	Kevin Kisner	67 69 68 69	273 (-7)	28	\$51,375	CUT	Tyler McCumber	72 68	140 (0)	--	--	CUT	Kyoung-Hoon Lee	72 73	145 (5)	--	--
T29	Bud Cauley	71 67 67 68	273 (-7)	28	\$51,375	CUT	Jon Rahm	69 71	140 (0)	--	--	CUT	Robby Shelton	69 76	145 (5)	--	--
T32	Broske Koepka	68 68 69 69	274 (-6)	22	\$41,875	CUT	Tom Lewis	72 68	140 (0)	--	--	CUT	Victor Perez	71 74	145 (5)	--	--
T32	Keegan Bradley	69 69 67 69	274 (-6)	22	\$41,875	CUT	Mackenzie Hughes	69 71	140 (0)	--	--	CUT	Kramer Hickok	69 77	146 (6)	--	--
T32	Rory McIlroy	68 63 69 74	274 (-6)	22	\$41,875	CUT	Jim Herman	72 68	140 (0)	--	--	CUT	Russell Knox	75 71	146 (6)	--	--
T32	Maverick McNealy	69 69 66 70	274 (-6)	22	\$41,875	CUT	Scott Brown	69 71	140 (0)	--	--	CUT	Tom Hoge	72 74	146 (6)	--	--
T32	Joaquin Niemann	72 65 72 65	274 (-6)	22	\$41,875	CUT	Danny Lee	70 70	140 (0)	--	--	CUT	Jimmy Walker	70 76	146 (6)	--	--
T32	Matthew Fitzpatrick	68 69 68 69	274 (-6)	22	\$41,875	CUT	Vaughn Taylor	66 74	140 (0)	--	--	CUT	Sam Ryder	76 71	147 (7)	--	--
T38	Tyler Duncan	65 70 70 70	275 (-5)	16	\$32,625	CUT	Phil Mickelson	69 71	140 (0)	--	--	CUT	Franklin Corpening	71 76	147 (7)	--	--
T38	Bronson Burgoon	68 70 67 67	275 (-5)	16	\$32,625	CUT	Bernhard Langer	70 70	140 (0)	--	--	CUT	Kevin Tway	73 76	149 (9)	--	--
T38	Billy Horschel	68 68 70 69	275 (-5)	16	\$32,625	CUT	Ryan Moore	66 74	140 (0)	--	--	CUT	Xinjun Zhang	74 76	150 (10)	--	--
T38	Matt Jones	66 70 69 70	275 (-5)	16	\$32,625	CUT	Kevin Streelman	69 71	140 (0)	--	--	CUT	Beau Hossler	74 76	150 (10)	--	--
T38	Harry Higgs	70 65 71 69	275 (-5)	16	\$32,625	CUT	Sung Kang	72 68	140 (0)	--	--	CUT	Lanto Griffin	77 73	150 (10)	--	--
T43	Mark Hubbard	67 68 67 74	276 (-4)	11	\$24,425	CUT	Nate Lashley	72 69	141 (1)	--	--	CUT	Scott Harrington	76 74	150 (10)	--	--
T43	Brian Stuard	68 70 74 64	276 (-4)	11	\$24,425	CUT	Marc Leishman	69 72	141 (1)	--	--	CUT	Olin Browne	74 78	152 (12)	--	--
T43	Adam Hadwin	65 71 68 72	276 (-4)	11	\$24,425	CUT	Brian Gay	72 69	141 (1)	--	--	CUT	Keith Clearwater	76 79	155 (15)	--	--
T43	Zach Johnson	72 66 69 69	276 (-4)	11	\$24,425	CUT	Brice Garnett	67 74	141 (1)	--	--	CUT	David Frost	77 78	155 (15)	--	--
T43	Talor Gooch	68 70 69 69	276 (-4)	11	\$24,425	CUT	Si Woo Kim	69 72	141 (1)	--	--						
T43	Adam Schenk	66 72 72 66	276 (-4)	11	\$24,425	CUT	Cameron Davis	73 68	141 (1)	--	--						
T49	Pat Perez	69 69 70 69	277 (-3)	8	\$18,885	CUT	Sebastián Muñoz	71 70	141 (1)	--	--						
T49	Jim Furyk	67 69 67 74	277 (-3)	8	\$18,885	CUT	Wyndham Clark	71 70	141 (1)	--	--						
T49	Charles Howell III	70 67 66 74	277 (-3)	8	\$18,885	CUT	Doug Ghim	71 70	141 (1)	--	--						

indicates playoff win

Notes

Daniel Berger earned his third PGA TOUR title at the Charles Schwab Challenge, defeating Collin Morikawa in a playoff to win the first TOUR event following the suspension of the season due to the COVID-19 pandemic.

91 days passed between the cancellation of THE PLAYERS Championship and the first round of the Charles Schwab Challenge, marking the longest unscheduled break from PGA TOUR competition since World War II.

Daniel Berger made a par at the first extra hole, the par-4 17th, while Collin Morikawa missed a par putt to extend the playoff.

Each of Daniel Berger's previous two victories also came during the second week of June (2016 FedEx St. Jude Classic, 2017 FedEx St. Jude Classic). His 72-hole score of 265 marked the first score of 265 or better in his career.

Collin Morikawa earned his second career runner-up on the PGA TOUR in his 23rd career start. Morikawa missed putts inside six feet at the 72nd hole (5'9") and the playoff hole (3'0"). He made the cut for the 21st time in his 21st start as a professional.

Justin Rose and Harold Varner III opened with 7-under 63s to share the 18-hole lead. Rose fell to 2-for-18 in his career with the 18-hole lead/co-lead, while Varner followed with a 66 to take the 36-hole lead, the first solo-lead of his career after any round.

Harold Varner III's second-round 66 was the first 66-or-better in the ShotLink era (2003-present) by a player who opened with a triple bogey or worse.

Xander Schauffele held a one-stroke lead after the third round, the third 54-hole lead/co-lead of his career, before finishing T3 and one stroke out of the playoff.

Tom Lehman shot a first-round 65 to become the oldest player (age 61) since 1980 to shoot 65 or better on TOUR.

WEATHER: Thursday: Sunny. High of 93. Wind E 6-12 mph. **Friday:** Sunny. High of 95. Wind ESE 5-10 mph. **Saturday:** Sunny. High of 97. Wind SE 6-12 mph. **Sunday:** Sunny. High of 97. Wind SE 7-14 mph.

Tournament Record: 259

Zach Johnson (2010)

Colonial CC: 61

Kevin Na (2018), Chad Campbell (2004), Kenny Perry (2003), Justin Leonard (2003), Greg Kraft (1999), Keith Clearwater (1993), Lee Janzen (1993)

Tournament History

End Date	Purse	Winner	Score	Runner-Up	Earnings	Location (Par/Yards)
Charles Schwab Challenge						
6/14/2020	\$7,500,000	Daniel Berger *	265 (-15)	Collin Morikawa - 265 (-15)	\$1,350,000	Colonial CC, Fort Worth, TX (70/7,209)
5/26/2019	\$7,300,000	Kevin Na	267 (-13)	Tony Finau - 271 (-9)	\$1,314,000	Colonial CC, Fort Worth, TX (70/7,209)
Fort Worth Invitational						
5/27/2018	\$7,100,000	Justin Rose	260 (-20)	Brooks Koepka - 263 (-17)	\$1,278,000	Colonial CC, Fort Worth, TX (70/7,209)
DEAN & DELUCA Invitational						
5/28/2017	\$6,900,000	Kevin Kisner	270 (-10)	Sean O'Hair - 271 (-9) Jordan Spieth - 271 (-9) Jon Rahm - 271 (-9)	\$1,242,000	Colonial CC, Fort Worth, TX (70/7,209)
5/29/2016	\$6,700,000	Jordan Spieth	263 (-17)	Harris English - 266 (-14)	\$1,206,000	Colonial CC, Fort Worth, TX (70/7,209)
Crowne Plaza Invitational at Colonial						
5/24/2015	\$6,500,000	Chris Kirk	268 (-12)	Jason Bohn - 269 (-11) Brandt Snedeker - 269 (-11) Jordan Spieth - 269 (-11)	\$1,170,000	Colonial CC, Fort Worth, TX (70/7,204)
Crowne Plaza Invitational at Colonial						
5/25/2014	\$6,400,000	Adam Scott *	271 (-9)	Jason Dufner - 271 (-9)	\$1,152,000	Colonial CC, Fort Worth, TX (70/7,204)
5/26/2013	\$6,400,000	Boo Weekley	266 (-14)	Matt Kuchar - 267 (-13)	\$1,152,000	Colonial CC, Fort Worth, TX (70/7,204)
5/27/2012	\$6,400,000	Zach Johnson	268 (-12)	Jason Dufner - 269 (-11)	\$1,152,000	Colonial CC, Fort Worth, TX (70/7,204)
5/22/2011	\$6,200,000	David Toms	265 (-15)	Charlie Wi - 266 (-14)	\$1,116,000	Colonial CC, Fort Worth, TX (70/7,204)
5/30/2010	\$6,200,000	Zach Johnson	259 (-21)	Brian Davis - 262 (-18)	\$1,116,000	Colonial CC, Fort Worth, TX (70/7,204)
5/31/2009	\$6,200,000	Steve Stricker *	263 (-17)	Tim Clark - 263 (-17) Steve Marino - 263 (-17)	\$1,116,000	Colonial CC, Fort Worth, TX (70/7,204)
5/25/2008	\$6,100,000	Phil Mickelson	266 (-14)	Rod Pampling - 267 (-13) Tim Clark - 267 (-13)	\$1,098,000	Colonial CC, Fort Worth, TX (70/7,054)
5/27/2007	\$6,000,000	Rory Sabbatini *	266 (-14)	Bernhard Langer - 266 (-14) Jim Furyk - 266 (-14)	\$1,080,000	Colonial CC, Fort Worth, TX (70/7,054)
Bank of America Colonial						
5/21/2006	\$6,000,000	Tim Herron *	268 (-12)	Richard Johnson - 268 (-12)	\$1,080,000	Colonial CC, Fort Worth, TX (70/7,054)
5/22/2005	\$5,600,000	Kenny Perry	261 (-19)	Billy Mayfair - 268 (-12)	\$1,008,000	Colonial CC, Fort Worth, TX (70/7,054)
5/23/2004	\$5,300,000	Steve Flesch	269 (-11)	Chad Campbell - 270 (-10)	\$954,000	Colonial CC, Fort Worth, TX (70/7,054)
5/25/2003	\$5,000,000	Kenny Perry	261 (-19)	Justin Leonard - 267 (-13)	\$900,000	Colonial CC, Fort Worth, TX (70/7,080)
MasterCard Colonial						
5/19/2002	\$4,300,000	Nick Price	267 (-13)	Kenny Perry - 272 (-8) David Toms - 272 (-8)	\$774,000	Colonial CC, Fort Worth, TX (70/7,080)
5/20/2001	\$4,000,000	Sergio Garcia	267 (-13)	Phil Mickelson - 269 (-11) Brian Gay - 269 (-11)	\$720,000	Colonial CC, Fort Worth, TX (70/7,080)
5/21/2000	\$3,300,000	Phil Mickelson	268 (-12)	Davis Love III - 270 (-10) Stewart Cink - 270 (-10)	\$594,000	Colonial CC, Fort Worth, TX (70/7,080)
5/23/1999	\$2,800,000	Olin Browne	272 (-8)	Fred Funk - 273 (-7) Jeff Sluman - 273 (-7) Greg Kraft - 273 (-7) Paul Goydos - 273 (-7) Tim Herron - 273 (-7)	\$504,000	Colonial CC, Fort Worth, TX (70/7,010)
5/24/1998	\$2,300,000	Tom Watson	265 (-15)	Jim Furyk - 267 (-13)	\$414,000	Colonial CC, Fort Worth, TX (70/7,010)
5/25/1997	\$1,600,000	David Frost	265 (-15)	Brad Faxon - 267 (-13) David Ogriin - 267 (-13)	\$288,000	Colonial CC, Fort Worth, TX (70/7,010)
5/19/1996	\$1,500,000	Corey Pavin	272 (-8)	Jeff Sluman - 274 (-6)	\$270,000	Colonial CC, Fort Worth, TX (70/7,010)
Colonial National Invitation						
5/28/1995	\$1,400,000	Tom Lehman	271 (-9)	Craig Parry - 272 (-8)	\$252,000	Colonial CC, Fort Worth, TX (70/7,010)
Southwestern Bell Colonial						
5/29/1994	\$1,400,000	Nick Price *	266 (-14)	Scott Simpson - 266 (-14)	\$252,000	Colonial CC, Fort Worth, TX (70/7,010)
5/30/1993	\$1,300,000	Fulton Allem	264 (-16)	Greg Norman - 265 (-15)	\$234,000	Colonial CC, Fort Worth, TX (70/7,010)
5/24/1992	\$1,300,000	Bruce Lietzke *	267 (-13)	Corey Pavin - 267 (-13)	\$234,000	Colonial CC, Fort Worth, TX (70/7,010)
5/26/1991	\$1,200,000	Tom Purtzer	267 (-13)	David Edwards - 270 (-10) Scott Hoch - 270 (-10) Bob Lohr - 270 (-10)	\$216,000	Colonial CC, Fort Worth, TX (70/7,010)
5/20/1990	\$1,000,000	Ben Crenshaw	272 (-8)	John Mahaffey - 275 (-5) Corey Pavin - 275 (-5) Nick Price - 275 (-5)	\$180,000	Colonial CC, Fort Worth, TX (70/7,010)
5/21/1989	\$1,000,000	Ian Baker-Finch	270 (-10)	David Edwards - 274 (-6)	\$180,000	Colonial CC, Fort Worth, TX (70/7,096)
Colonial National Invitation						
5/22/1988	\$750,000	Lanny Wadkins	270 (-10)	Mark Calcavecchia - 271 (-9) Ben Crenshaw - 271 (-9) Joey Sindelar - 271 (-9)	\$135,000	Colonial CC, Fort Worth, TX (70/7,096)
5/17/1987	\$600,000	Keith Clearwater	266 (-14)	Davis Love III - 269 (-11)	\$108,000	Colonial CC, Fort Worth, TX (70/7,096)
5/18/1986	\$600,000	Dan Pohl *	205 (-5)	Payne Stewart - 205 (-5)	\$108,000	Colonial CC, Fort Worth, TX (70/7,096)
5/19/1985	\$500,000	Corey Pavin	266 (-14)	Bob Murphy - 270 (-10)	\$90,000	Colonial CC, Fort Worth, TX (70/7,096)
5/20/1984	\$500,000	Peter Jacobsen *	270 (-10)	Payne Stewart - 270 (-10)	\$90,000	Colonial CC, Fort Worth, TX (70/7,096)
5/15/1983	\$400,000	Jim Colbert *	278 (-2)	Fuzzy Zoeller - 278 (-2)	\$72,000	Colonial CC, Fort Worth, TX (70/7,096)
5/16/1982	\$350,000	Jack Nicklaus	273 (-7)	Andy North - 276 (-4)	\$63,000	Colonial CC, Fort Worth, TX (70/7,096)
5/17/1981	\$300,000	Fuzzy Zoeller	274 (-6)	Hale Irwin - 278 (-2)	\$54,000	Colonial CC, Fort Worth, TX (70/7,096)
5/18/1980	\$300,000	Bruce Lietzke	271 (-9)	Ben Crenshaw - 272 (-8)	\$54,000	Colonial CC, Fort Worth, TX (70/7,096)
5/20/1979	\$300,000	Al Geiberger	274 (-6)	Don January - 275 (-5) Gene Littler - 275 (-5)	\$54,000	Colonial CC, Fort Worth, TX (70/7,096)
5/14/1978	\$200,000	Lee Trevino	268 (-12)	Jerry Heard - 272 (-8) Jerry Pate - 272 (-8)	\$40,000	Colonial CC, Fort Worth, TX (70/7,142)
5/15/1977	\$200,000	Ben Crenshaw	272 (-8)	John Schroeder - 273 (-7)	\$40,000	Colonial CC, Fort Worth, TX (70/7,142)
5/16/1976	\$200,000	Lee Trevino	273 (-7)	Mike Morley - 274 (-6)	\$40,000	Colonial CC, Fort Worth, TX (70/7,142)
5/19/1974	\$250,000	Rod Curl	276 (-4)	Jack Nicklaus - 277 (-3)	\$50,000	Colonial CC, Fort Worth, TX (70/7,142)
5/13/1973	\$150,000	Tom Weiskopf	276 (-4)	Bruce Crampton - 277 (-3) Jerry Heard - 277 (-3)	\$30,000	Colonial CC, Fort Worth, TX (70/7,142)
Colonial National Invitational						
5/14/1972	\$125,000	Jerry Heard	275 (-5)	Fred Marti - 277 (-3)	\$25,100	Colonial CC, Fort Worth, TX (70/7,142)
5/23/1971	\$125,000	Gene Littler	283 (3)	Bert Yancey - 284 (4)	\$25,000	Colonial CC, Fort Worth, TX (70/7,142)
5/17/1970	\$125,000	Homero Blancas	273 (-7)	Gene Littler - 274 (-6) Lee Trevino - 274 (-6)	\$25,000	Colonial CC, Fort Worth, TX (70/7,142)
5/18/1969	\$125,000	Gardner Dickinson	278 (-2)	Gary Player - 279 (-1)	\$25,000	Colonial CC, Fort Worth, TX (70/7,142)
Colonial National Invitation						
5/19/1968	\$125,000	Billy Casper	275 (-5)	Gene Littler - 280	\$25,000	Colonial CC, Fort Worth, TX (70/7,021)
5/21/1967	\$115,000	Dave Stockton	278 (-2)	Charles Coody - 280	\$23,000	Colonial CC, Fort Worth, TX (70/7,021)
5/22/1966	\$110,000	Bruce Devlin	280	R.H. Sikes - 281 (1)	\$22,000	Colonial CC, Fort Worth, TX (70/7,021)
5/11/1965	\$100,000	Bruce Crampton	276 (-4)	George Knudson - 279 (-1)	\$20,000	Colonial CC, Fort Worth, TX (70/7,021)
5/10/1964	\$75,000	Billy Casper	279 (-1)	Tommy Jacobs - 283 (3)	\$14,000	Colonial CC, Fort Worth, TX (70/7,021)
5/12/1963	\$60,000	Julius Boros	279 (-1)	Gary Player - 283 (3)	\$12,000	Colonial CC, Fort Worth, TX (70/7,021)
5/13/1962	\$40,000	Arnold Palmer *	281 (1)	Johnny Pott - 281 (1)	\$7,000	Colonial CC, Fort Worth, TX (70/7,021)
5/14/1961	\$40,000	Doug Sanders	281 (1)	Kel Nagle - 282 (2)	\$7,000	Colonial CC, Fort Worth, TX (70/7,021)
5/15/1960	\$30,000	Julius Boros	280	Gene Littler - 281 (1) Kel Nagle - 281 (1)	\$5,000	Colonial CC, Fort Worth, TX (70/7,021)
5/3/1959	\$27,300	Ben Hogan *	285 (5)	Fred Hawkins - 285 (5)	\$5,000	Colonial CC, Fort Worth, TX (70/7,021)
Colonial National Invitational						
5/4/1958	\$25,000	Tommy Bolt	282 (2)	Ken Venturi - 283 (3)	\$5,000	Colonial CC, Fort Worth, TX (70/7,021)
5/5/1957	\$25,000	Roberto De Vicenzo	284 (4)	Dick Mayer - 285 (5)	\$5,000	Colonial CC, Fort Worth, TX (70/7,021)
5/6/1956	\$25,000	Mike Souchak	280	Tommy Bolt - 281 (1)	\$5,000	Colonial CC, Fort Worth, TX (70/7,035)

2020-21 PGA TOUR MEDIA GUIDE | Section 3: Tournaments

5/8/1955	\$25,000	Chandler Harper	276 (-4)	Dow Finsterwald - 284 (4)	\$5,000	Colonial CC, Fort Worth, TX (70/7,035)
Colonial Invitational Tournament						
5/30/1954	\$25,000	Johnny Palmer	280	Fred Haas - 282 (2)	\$5,000	Colonial CC, Fort Worth, TX (70/7,035)
5/24/1953	\$25,000	Ben Hogan	282 (2)	Doug Ford - 287 (7) Cary Middlecoff - 287 (7)	\$5,000	Colonial CC, Fort Worth, TX (70/7,035)
Colonial National Invitational						
5/25/1952	\$15,000	Ben Hogan	279 (-1)	Lloyd Mangrum - 283 (3)	\$4,000	Colonial CC, Fort Worth, TX (70/7,035)
5/27/1951	\$15,000	Cary Middlecoff	282 (2)	Jack Burke, Jr. - 283 (3)	\$3,000	Colonial CC, Fort Worth, TX (70/7,035)
Colonial Invitational						
5/28/1950	\$15,000	Sam Snead	277 (-3)	Skip Alexander - 280	\$3,000	Colonial CC, Fort Worth, TX (70/7,035)
5/30/1948	\$15,000	Clayton Heafner	272 (-8)	Ben Hogan - 278 (-2) Skip Alexander - 278 (-2)	\$3,000	Colonial CC, Fort Worth, TX (70/7,035)
5/18/1947	\$15,000	Ben Hogan	279 (-1)	Toney Penna - 280	\$3,000	Colonial CC, Fort Worth, TX (70/7,035)
5/19/1946	\$15,000	Ben Hogan	279 (-1)	Harry Todd - 280	\$3,000	Colonial CC, Fort Worth, TX (70/7,035)

* indicates playoff

the Memorial Tournament presented by Nationwide

Dublin, Ohio • July 16-19, 2020

Muirfield Village GC

Par/Yards: 36-36--72 | 7,456



Winner: Jon Rahm

FedExCup Points: 500
69-67-68-75 279 (-9) | \$1,674,000

the Memorial Tournament
PRESENTED BY
Nationwide
FedExCup Points (first): 550

Leaders

Round 1

Tony Finau	66 (-6)
Ryan Palmer	67 (-5)
Brendan Steele	68 (-4)
Gary Woodland	68 (-4)
Charles Howell III	69 (-3)
Lucas Glover	69 (-3)
Jon Rahm	69 (-3)

Round 2

Tony Finau	135 (-9)
Ryan Palmer	135 (-9)
Jon Rahm	136 (-8)
Luke List	138 (-6)
Chez Reavie	138 (-6)
Gary Woodland	138 (-6)

Round 3

Jon Rahm	204 (-12)
Ryan Palmer	208 (-8)
Tony Finau	208 (-8)
Danny Willett	210 (-6)
Jason Day	211 (-5)
Henrik Norlander	211 (-5)

Order of Finish (cut: 36 HOLES: 74 professionals at +3 (147) or better.)

Pos	Player	Scores	Total	FedExCup Points	Earnings	Pos	Player	Scores	Total	FedExCup Points	Earnings	Pos	Player	Scores	Total	FedExCup Points	Earnings	
1	Jon Rahm	69 67 68 75	279 (-9)	500	\$1,674,000	T44	Lanto Griffin	72 73 76 74	295 (7)	11	\$30,225	CUT	Rafa Cabrera Bello	74 75	149 (5)	--	--	
2	Ryan Palmer	67 68 73 74	282 (-6)	300	\$1,013,700	T44	Bud Cauley	75 71 73 76	295 (7)	11	\$30,225	CUT	Charl Schwartzel	75 74	149 (5)	--	--	
3	Matthew Fitzpatrick	75 66 74 68	283 (-5)	190	\$641,700	T48	Carlos Ortiz	74 72 70 80	296 (8)	8	\$23,839	CUT	Branden Grace	74 75	149 (5)	--	--	
T4	Matt Wallace	72 70 70 72	284 (-4)	123	\$418,500	T48	Jim Furyk	72 68 79 77	296 (8)	8	\$23,839	CUT	Harold Varner III	77 72	149 (5)	--	--	
T4	Jason Day	73 66 72 73	284 (-4)	123	\$418,500	T48	Charles Howell III	69 77 73 77	296 (8)	8	\$23,839	CUT	Tom Hoge	76 73	149 (5)	--	--	
T6	Henrik Norlander	74 66 71 74	285 (-3)	95	\$325,500	T48	Viktor Hovland	74 66 77 79	296 (8)	8	\$23,839	CUT	Rickie Fowler	81 68	149 (5)	--	--	
T6	Mackenzie Hughes	74 66 73 72	285 (-3)	95	\$325,500	T48	Sebastián Muñoz	75 70 72 79	296 (8)	8	\$23,839	CUT	Jim Herman	73 77	150 (6)	--	--	
8	Tony Finau	66 69 73 78	286 (-2)	85	\$290,625	T48	Collin Morikawa	76 70 73 77	296 (8)	8	\$23,839	CUT	Brian Stuard	75 75	150 (6)	--	--	
9	Kevin Na	74 69 71 73	287 (-1)	80	\$272,025	T54	Phil Mickelson	72 74 73 78	297 (9)	6	\$21,762	CUT	Alex Noren	73 77	150 (6)	--	--	
T10	Luke List	70 68 79 71	288 (0)	70	\$234,825	T54	Kevin Streelman	75 71 78 73	297 (9)	6	\$21,762	CUT	Webb Simpson	76 74	150 (6)	--	--	
T10	Xinjun Zhang	72 73 70 73	288 (0)	70	\$234,825	T54	Louis Oosthuizen	72 73 73 79	297 (9)	6	\$21,762	CUT	Vaughn Taylor	76 74	150 (6)	--	--	
T10	Patrick Reed	71 76 70 71	288 (0)	70	\$234,825	T54	Adam Hadwin	76 70 70 81	297 (9)	6	\$21,762	CUT	J.T. Poston	76 74	150 (6)	--	--	
T13	Jordan Spieth	70 70 74 75	289 (1)	55	\$171,585	T58	Zach Johnson	76 70 75 77	298 (10)	5	\$21,111	CUT	Peter Kuest	77 73	150 (6)	--	--	
T13	Harris English	70 73 74 72	289 (1)	55	\$171,585	T58	Denny McCarthy	75 71 76 76	298 (10)	5	\$21,111	CUT	Wyndham Clark	72 79	151 (7)	--	--	
T13	Billy Horschel	76 71 70 72	289 (1)	55	\$171,585	T58	Abraham Ancer	72 75 72 79	298 (10)	5	\$21,111	CUT	Bernd Wiesberger	75 76	151 (7)	--	--	
T13	Brendan Steele	68 75 71 75	289 (1)	55	\$171,585	61	Sepp Straka	73 72 79 75	299 (11)	5	\$20,739	CUT	Haotong Li	74 77	151 (7)	--	--	
T13	Xander Schauffele	78 69 72 70	289 (1)	55	\$171,585	T62	Jimmy Walker	70 72 81 77	300 (12)	4	\$20,088	CUT	Jason Scrivener	74 78	152 (8)	--	--	
T18	Steve Stricker	73 67 77 73	290 (2)	46	\$127,875	T62	Stewart Cink	73 74 74 79	300 (12)	4	\$20,088	CUT	Troy Merritt	75 77	152 (8)	--	--	
T18	Patrick Rodgers	70 72 71 77	290 (2)	46	\$127,875	T62	Vijay Singh	71 74 78 77	300 (12)	4	\$20,088	CUT	Harry Higgs	74 78	152 (8)	--	--	
T18	Si Woo Kim	73 73 70 74	290 (2)	46	\$127,875	T62	Scott Piercy	72 73 77 78	300 (12)	4	\$20,088	CUT	Cameron Champ	75 77	152 (8)	--	--	
T18	Justin Thomas	74 67 75 74	290 (2)	46	\$127,875	T62	Bo Hoag	75 67 79 79	300 (12)	4	\$20,088	CUT	Doc Redman	76 76	152 (8)	--	--	
T22	Dylan Frittelli	73 68 74 76	291 (3)	33	\$78,120	T62	Brooks Koepka	72 75 73 80	300 (12)	4	\$20,088	CUT	Byeong Hun An	71 82	153 (9)	--	--	
T22	Brendon Todd	75 72 68 76	291 (3)	33	\$78,120	T68	Cameron Smith	74 72 76 79	301 (13)	3	\$19,158	CUT	Matthew NeSmith	74 79	153 (9)	--	--	
T22	Gary Woodland	68 70 76 77	291 (3)	33	\$78,120	T68	Keegan Bradley	73 73 77 78	301 (13)	3	\$19,158	CUT	Matthias Schwab	74 79	153 (9)	--	--	
T22	Keith Mitchell	74 71 73 73	291 (3)	33	\$78,120	T68	William McGirt	76 69 73 83	301 (13)	3	\$19,158	CUT	Andrew Landry	79 75	154 (10)	--	--	
T22	Chez Reavie	71 67 74 79	291 (3)	33	\$78,120	T68	Tyler Duncan	75 71 71 84	301 (13)	3	\$19,158	CUT	Hideki Matsuyama	75 79	154 (10)	--	--	
T22	Scottie Scheffler	71 73 70 77	291 (3)	33	\$78,120	72	Mark Hubbard	70 76 76 80	302 (14)	3	\$18,693	CUT	Emiliano Grillo	79 75	154 (10)	--	--	
T22	Corey Conners	73 74 72 72	291 (3)	33	\$78,120	73	Sung Kang	74 72 78 80	304 (16)	3	\$18,507	CUT	Zac Blair	76 78	154 (10)	--	--	
T22	Erik van Rooyen	76 69 73 73	291 (3)	--	\$78,120	74	Joel Dahmen	75 72 78 81	306 (18)	3	\$18,321	CUT	Victor Perez	77 78	155 (11)	--	--	
T22	Christiaan Bezuidenhout	72 69 78 72	291 (3)	--	\$78,120	CUT	Adam Long	73 75	148 (4)	--	--	--	Graeme McDowell	79 76	155 (11)	--	--	
T22	Matthew Wolff	77 68 70 76	291 (3)	33	\$78,120	CUT	Sungjae Im	78 70	148 (4)	--	--	--	Andrew Putnam	76 80	156 (12)	--	--	
T32	Rory McIlroy	70 72 72 78	292 (4)	22	\$51,925	CUT	Max Homa	70 78	148 (4)	--	--	--	Kevin Tway	78 79	157 (13)	--	--	
T32	Bubba Watson	78 68 70 76	292 (4)	22	\$51,925	CUT	Shane Lowry	73 75	148 (4)	--	--	--	Jazz Janewattananond	79 78	157 (13)	--	--	
T32	Sergio Garcia	72 73 73 74	292 (4)	22	\$51,925	CUT	Kevin Kisner	74 74	148 (4)	--	--	--	Maverick McNealy	81 77	158 (14)	--	--	
T32	Matt Kuchar	76 67 76 73	292 (4)	22	\$51,925	CUT	Paul Casey	71 77	148 (4)	--	--	--	CUT (A)	Andy Ogletree	77 81	158 (14)	--	--
T32	Patrick Cantlay	70 70 73 79	292 (4)	22	\$51,925	CUT	Daniel Berger	73 75	148 (4)	--	--	--	CUT	Dustin Johnson	80 80	160 (16)	--	--
T32	Danny Willett	74 66 70 82	292 (4)	22	\$51,925	CUT	Joaquin Niemann	73 75	148 (4)	--	--	--	CUT	K.J. Choi	79 81	160 (16)	--	--
T38	Carl Pettersson	72 72 79 70	293 (5)	18	\$43,245	CUT	Talor Gooch	78 70	148 (4)	--	--	--	CUT	David Lingmerth	82 82	164 (20)	--	--
T38	Lucas Glover	69 72 74 78	293 (5)	18	\$43,245	CUT	Bryson DeChambeau	73 76	149 (5)	--	--	--	W/D	Jason Kokrak	79	79 (7)	--	--
T40	Ryan Moore	70 75 74 74	294 (6)	15	\$37,665	CUT	Ian Poulter	76 73	149 (5)	--	--	--	W/D	Danny Lee	80	80 (8)	--	--
T40	Marc Leishman	72 75 71 76	294 (6)	15	\$37,665	CUT	Nick Taylor	74 75	149 (5)	--	--	--						
T40	Scott Harrington	74 69 76 75	294 (6)	15	\$37,665	CUT	Ernie Els	72 77	149 (5)	--	--	--						
T40	Tiger Woods	71 76 71 76	294 (6)	15	\$37,665	CUT	Justin Rose	73 76	149 (5)	--	--	--						
T44	Jason Dufner	72 73 73 77	295 (7)	11	\$30,225	CUT	Rory Sabbatini	73 76	149 (5)	--	--	--						
T44	Cheng Tsung Pan	72 74 75 74	295 (7)	11	\$30,225	CUT	Brian Harman	74 75	149 (5)	--	--	--						

Notes

Jon Rahm won the Memorial Tournament presented by Nationwide to earn his fourth PGA TOUR victory and moved to No. 1 in the Official World Golf Ranking for the first time in his career. The three-stroke victory over Ryan Palmer came in Rahm's 85th start at the age of 25 years, 8 months, 9 days.

In the final pairing on Sunday were Jon Rahm and Ryan Palmer, the winning pair from the 2019 Zurich Classic of New Orleans.

Jon Rahm became the 24th player to reach the No. 1 position in the Official World Golf Ranking, the second from Spain (first: Seve Ballesteros) and the fifth to do so before turning 26 (others: Tiger Woods, Rory McIlroy, Jordan Spieth, Justin Thomas).

With the win, Jon Rahm extended his streak of consecutive seasons with a victory to four. He held a four-stroke lead entering the final round and improved to 1-for-3 converting the 54-hole lead/co-lead to victory.

Under Rule 9.4, Jon Rahm was assessed a General Penalty (two strokes) after a ball at rest moved on the par-3 16th in the final round, changing his score on the hole from a birdie to a bogey.

Ryan Palmer earned his 10th career runner-up on the PGA TOUR, finishing solo-second and three strokes behind Jon Rahm. The result came in Palmer's first start at the event since 2011. He led the field in Strokes Gained: Approach The Green, gaining more than 2.5 strokes per round in that category over four rounds for the second time in his career (2.554 per round; first: 2015 The American Express).

Matthew Fitzpatrick (3rd) was the only player in the field to shoot a final-round score in the 60s, a feat he also accomplished earlier in the season at the Arnold Palmer Invitational presented by Mastercard.

Tony Finau held the outright 18-hole lead and a share of the 36-hole lead with Ryan Palmer before finishing eighth.

Ryan Palmer and Mackenzie Hughes qualified for the 2020 U.S. Open as the top two players not otherwise exempt in the top 10 and ties.

The final-round scoring average of 75.959 was the highest in a round on the PGA TOUR since the 2018 U.S. Open (76.474/R1) and the highest at a non-major since the 2016 Farmers Insurance Open (77.901/R4).

WEATHER: Thursday: Mostly cloudy with early rain. High of 90. Wind SW 15-25 mph. **Friday:** Partly cloudy. High of 90. Wind W 5-10 mph. **Saturday:** Mostly sunny. High of 93. Wind SW 6-12 mph. **Sunday:** Mostly sunny with intermittent showers. High of 96. Wind SW 15-25 mph, with gusts to 30 mph. Due to a dangerous weather situation, play was suspended at 3:41 p.m. and resumed at 4:30 p.m. (49-minute delay).

Tournament Record: 268

Tom Lehman (1994)

Muirfield Village GC: 61

John Huston (1996)

Tournament History

End Date	Purse	Winner	Score	Runner-Up	Earnings	Location (Par/Yards)
the Memorial Tournament presented by Nationwide						
7/19/2020	\$9,300,000	Jon Rahm	279 (-9)	Ryan Palmer - 282 (-6)	\$1,674,000	Muirfield Village GC, Dublin, OH (72/7,456)
6/2/2019	\$9,100,000	Patrick Cantlay	269 (-19)	Adam Scott - 271 (-17)	\$1,638,000	Muirfield Village GC, Dublin, OH (72/7,392)
6/3/2018	\$8,900,000	Bryson DeChambeau *	273 (-15)	Kyle Stanley - 273 (-15) Byeong Hun An - 273 (-15)	\$1,602,000	Muirfield Village GC, Dublin, OH (72/7,392)
6/4/2017	\$8,700,000	Jason Dufner	275 (-13)	Anirban Lahiri - 278 (-10) Rickie Fowler - 278 (-10)	\$1,566,000	Muirfield Village GC, Dublin, OH (72/7,392)
6/5/2016	\$8,500,000	William McGirt *	273 (-15)	Jon Curran - 273 (-15)	\$1,530,000	Muirfield Village GC, Dublin, OH (72/7,392)
6/7/2015	\$6,200,000	David Lingmerth *	273 (-15)	Justin Rose - 273 (-15)	\$1,116,000	Muirfield Village GC, Dublin, OH (72/7,392)
the Memorial Tournament presented by Nationwide Insurance						
6/1/2014	\$6,200,000	Hideki Matsuyama *	275 (-13)	Kevin Na - 275 (-13)	\$1,116,000	Muirfield Village GC, Dublin, OH (72/7,392)
6/2/2013	\$6,200,000	Matt Kuchar	276 (-12)	Kevin Chappell - 278 (-10)	\$1,116,000	Muirfield Village GC, Dublin, OH (72/7,352)
6/3/2012	\$6,200,000	Tiger Woods	279 (-9)	Rory Sabbatini - 281 (-7) Andres Romero - 281 (-7)	\$1,116,000	Muirfield Village GC, Dublin, OH (72/7,352)
6/5/2011	\$6,200,000	Steve Stricker	272 (-16)	Brandt Jobe - 273 (-15) Matt Kuchar - 273 (-15)	\$1,116,000	Muirfield Village GC, Dublin, OH (72/7,352)
6/6/2010	\$6,000,000	Justin Rose	270 (-18)	Rickie Fowler - 273 (-15)	\$1,080,000	Muirfield Village GC, Dublin, OH (72/7,366)
the Memorial Tournament						
6/7/2009	\$6,000,000	Tiger Woods	276 (-12)	Jim Furyk - 277 (-11)	\$1,080,000	Muirfield Village GC, Dublin, OH (72/7,366)
the Memorial Tournament presented by Morgan Stanley						
6/1/2008	\$6,000,000	Kenny Perry	280 (-8)	Jerry Kelly - 282 (-6) Mike Weir - 282 (-6) Mathew Goggins - 282 (-6) Justin Rose - 282 (-6)	\$1,080,000	Muirfield Village GC, Dublin, OH (72/7,366)
6/3/2007	\$6,000,000	K.J. Choi	271 (-17)	Ryan Moore - 272 (-16)	\$1,080,000	Muirfield Village GC, Dublin, OH (72/7,366)
the Memorial Tournament						
6/4/2006	\$5,750,000	Carl Pettersson	276 (-12)	Brett Wetterich - 278 (-10) Zach Johnson - 278 (-10)	\$1,035,000	Muirfield Village GC, Dublin, OH (72/7,337)
6/5/2005	\$5,500,000	Bart Bryant	272 (-16)	Fred Couples - 273 (-15)	\$990,000	Muirfield Village GC, Dublin, OH (72/7,300)
6/6/2004	\$5,250,000	Ernie Els	270 (-18)	Fred Couples - 274 (-14)	\$945,000	Muirfield Village GC, Dublin, OH (72/7,265)
6/1/2003	\$5,000,000	Kenny Perry	275 (-13)	Lee Janzen - 277 (-11)	\$900,000	Muirfield Village GC, Dublin, OH (72/7,265)
Memorial Tournament						
5/26/2002	\$4,500,000	Jim Furyk	274 (-14)	John Cook - 276 (-12) David Peoples - 276 (-12)	\$810,000	Muirfield Village GC, Dublin, OH (72/7,224)
6/3/2001	\$4,100,000	Tiger Woods	271 (-17)	Paul Azinger - 278 (-10) Sergio Garcia - 278 (-10)	\$738,000	Muirfield Village GC, Dublin, OH (72/7,221)
5/28/2000	\$3,100,000	Tiger Woods	269 (-19)	Ernie Els - 274 (-14) Justin Leonard - 274 (-14)	\$558,000	Muirfield Village GC, Dublin, OH (72/7,193)
6/6/1999	\$2,550,000	Tiger Woods	273 (-15)	Vijay Singh - 275 (-13)	\$459,000	Muirfield Village GC, Dublin, OH (72/7,163)
5/31/1998	\$2,200,000	Fred Couples	271 (-17)	Andrew Magee - 275 (-13)	\$396,000	Muirfield Village GC, Dublin, OH (72/7,163)
6/1/1997	\$1,900,000	Vijay Singh	202 (-14)	Greg Norman - 204 (-12) Jim Furyk - 204 (-12)	\$342,000	Muirfield Village GC, Dublin, OH (72/7,163)
6/2/1996	\$1,800,000	Tom Watson	274 (-14)	David Duval - 276 (-12)	\$324,000	Muirfield Village GC, Dublin, OH (72/7,104)
6/4/1995	\$1,700,000	Greg Norman	269 (-19)	Mark Calcavecchia - 273 (-15) Steve Elkington - 273 (-15) David Duval - 273 (-15)	\$306,000	Muirfield Village GC, Dublin, OH (72/7,104)
5/22/1994	\$1,500,000	Tom Lehman	268 (-20)	Greg Norman - 273 (-15)	\$270,000	Muirfield Village GC, Dublin, OH (72/7,104)
6/6/1993	\$1,400,000	Paul Azinger	274 (-14)	Corey Pavin - 275 (-13)	\$252,000	Muirfield Village GC, Dublin, OH (72/7,104)
6/7/1992	\$1,300,000	David Edwards *	273 (-15)	Rick Fehr - 273 (-15)	\$234,000	Muirfield Village GC, Dublin, OH (72/7,104)
5/19/1991	\$1,200,000	Kenny Perry *	273 (-15)	Hale Irwin - 273 (-15)	\$216,000	Muirfield Village GC, Dublin, OH (72/7,104)
5/13/1990	\$1,000,000	Greg Norman	216	Payne Stewart - 217 (1)	\$180,000	Muirfield Village GC, Dublin, OH (72/7,104)
5/14/1989	\$1,004,290	Bob Tway	277 (-11)	Fuzzy Zoeller - 279 (-9)	\$160,000	Muirfield Village GC, Dublin, OH (72/7,104)
5/29/1988	\$930,250	Curtis Strange	274 (-14)	David Frost - 276 (-12) Hale Irwin - 276 (-12)	\$160,000	Muirfield Village GC, Dublin, OH (72/7,104)
5/31/1987	\$849,290	Don Pooley	272 (-16)	Curt Byrum - 275 (-13)	\$140,000	Muirfield Village GC, Dublin, OH (72/7,104)
5/25/1986	\$577,730	Hal Sutton	271 (-17)	Don Pooley - 275 (-13)	\$100,000	Muirfield Village GC, Dublin, OH (72/7,106)
5/26/1985	\$579,230	Hale Irwin	281 (-7)	Lanny Wadkins - 282 (-6)	\$100,000	Muirfield Village GC, Dublin, OH (72/7,106)
5/27/1984	\$565,500	Jack Nicklaus *	280 (-8)	Andy Bean - 280 (-8)	\$90,000	Muirfield Village GC, Dublin, OH (72/7,116)
5/29/1983	\$430,000	Hale Irwin	281 (-7)	Ben Crenshaw - 282 (-6) David Graham - 282 (-6)	\$72,000	Muirfield Village GC, Dublin, OH (72/7,116)
5/30/1982	\$380,445	Raymond Floyd	281 (-7)	Peter Jacobsen - 283 (-5) Wayne Levi - 283 (-5) Roger Maltbie - 283 (-5) Gil Morgan - 283 (-5)	\$63,000	Muirfield Village GC, Dublin, OH (72/7,116)
5/24/1981	\$380,445	Keith Fergus	284 (-4)	Jack Renner - 285 (-3)	\$63,000	Muirfield Village GC, Dublin, OH (72/7,116)
5/25/1980	\$354,485	David Graham	280 (-8)	Tom Watson - 281 (-7)	\$54,000	Muirfield Village GC, Dublin, OH (72/7,116)
5/27/1979	\$329,885	Tom Watson	285 (-3)	Miller Barber - 288	\$54,000	Muirfield Village GC, Dublin, OH (72/7,101)
5/21/1978	\$259,960	Jim Simons	284 (-4)	Billy Kratzert - 285 (-3)	\$50,000	Muirfield Village GC, Dublin, OH (72/7,101)
5/22/1977	\$238,260	Jack Nicklaus	281 (-7)	Hubert Green - 283 (-5)	\$45,000	Muirfield Village GC, Dublin, OH (72/7,101)
5/30/1976	\$200,000	Roger Maltbie *	288	Hale Irwin - 288	\$40,000	Muirfield Village GC, Dublin, OH (72/7,027)

* indicates playoff

RBC Canadian Open

Hamilton, ON, Canada • June 6-9, 2019

Hamilton Golf & Country Club

Par/Yards: 35-35--70 | 6,967



Winner: Rory McIlroy

FedExCup Points: 500

67-66-64-61 258 (-22) | \$1,368,000

Leaders

Round 1

Keegan Bradley	63 (-7)
Shane Lowry	64 (-6)
Roberto Castro	64 (-6)
Nick Taylor	64 (-6)
Sungjae Im	64 (-6)
Erik van Rooyen	64 (-6)
Rory McIlroy	67 (-3)

Round 2

Scott Brown	128 (-12)
Matt Kuchar	128 (-12)
Brandt Snedeker	129 (-11)
Nick Taylor	129 (-11)
Webb Simpson	130 (-10)
Rory McIlroy	133 (-7)

Round 3

Webb Simpson	197 (-13)
Rory McIlroy	197 (-13)
Matt Kuchar	197 (-13)
Brandt Snedeker	198 (-12)
Adam Hadwin	198 (-12)
Shane Lowry	198 (-12)

Order of Finish (cut: 36 HOLES: 71 professionals at -2 (138) or better.)

Pos	Player	Scores	Total	FedExCup Points	Earnings	Pos	Player	Scores	Total	FedExCup Points	Earnings	Pos	Player	Scores	Total	FedExCup Points	Earnings
1	Rory McIlroy	67 66 64 61	258 (-22)	500	\$1,368,000	T50	Brian Harman	69 65 71 73	278 (-2)	7	\$18,189	CUT	Fabián Gómez	71 70	141 (1)	--	--
T2	Shane Lowry	64 68 66 67	265 (-15)	245	\$668,800	T56	Jim Knous	68 69 71 71	279 (-1)	6	\$17,176	CUT	David Heam	66 75	141 (1)	--	--
T2	Webb Simpson	66 64 67 68	265 (-15)	245	\$668,800	T56	Roger Sloan	68 70 68 73	279 (-1)	6	\$17,176	CUT	Ricky Barnes	69 72	141 (1)	--	--
T4	Brandt Snedeker	69 60 69 69	267 (-13)	123	\$334,400	T56	Adam Schenk	66 68 73 72	279 (-1)	6	\$17,176	CUT	Sergio Garcia	71 70	141 (1)	--	--
T4	Matt Kuchar	65 63 69 70	267 (-13)	123	\$334,400	59	Dylan Frittelli	67 68 75 70	280 (0)	5	\$16,872	CUT (A)	Étienne Brault	72 69	141 (1)	--	--
6	Adam Hadwin	65 66 67 70	268 (-12)	100	\$273,600	T60	George McNeill	69 68 72 72	281 (1)	5	\$16,568	CUT	Richy Werenski	71 70	141 (1)	--	--
7	Sungjae Im	64 68 73 64	269 (-11)	90	\$254,600	T60	Sepp Straka	68 65 72 76	281 (1)	5	\$16,568	CUT	Ollie Schniederjans	70 71	141 (1)	--	--
T8	Danny Willett	66 68 69 67	270 (-10)	80	\$220,400	T60	Tyler Duncan	69 68 74 70	281 (1)	5	\$16,568	CUT	Drew Nesbitt	66 75	141 (1)	--	--
T8	Henrik Stenson	66 66 68 70	270 (-10)	80	\$220,400	T63	D.J. Trahan	67 68 75 72	282 (2)	4	\$15,960	CUT	Tom Lovelady	74 68	142 (2)	--	--
T8	Graeme McDowell	65 67 70 68	270 (-10)	80	\$220,400	T63	Brian Gay	72 66 73 71	282 (2)	4	\$15,960	CUT	Aaron Wise	74 68	142 (2)	--	--
T11	Cameron Tringale	68 68 69 66	271 (-9)	65	\$174,800	T63	Bubba Watson	71 67 73 71	282 (2)	4	\$15,960	CUT	Kramer Hickok	73 69	142 (2)	--	--
T11	Wes Roach	68 68 69 66	271 (-9)	65	\$174,800	T63	Josh Teater	68 68 72 74	282 (2)	4	\$15,960	CUT	J.J. Henry	69 73	142 (2)	--	--
T11	Sebastián Muñoz	65 72 70 64	271 (-9)	65	\$174,800	T63	Alex Noren	67 71 73 71	282 (2)	4	\$15,960	CUT	Bill Haas	68 74	142 (2)	--	--
T14	Hank Lebioda	67 67 71 67	272 (-8)	52	\$125,400	68	Dominic Bozzelli	69 69 77 69	284 (4)	3	\$15,504	CUT	Scott Piercy	72 70	142 (2)	--	--
T14	Collin Morikawa	70 66 69 67	272 (-8)	--	\$125,400	69	Richard Jung	67 69 75 74	285 (5)	--	\$15,352	CUT	Nate Lashley	71 71	142 (2)	--	--
T14	Stephan Jaeger	71 64 71 66	272 (-8)	52	\$125,400	70	Jake Knapp	69 69 75 74	287 (7)	--	\$15,200	CUT	Brice Garnett	74 68	142 (2)	--	--
T14	Mackenzie Hughes	66 66 69 71	272 (-8)	52	\$125,400	71	Kelly Kraft	68 70 76 76	290 (10)	3	\$15,048	CUT	Ryan Yip	68 74	142 (2)	--	--
T14	José de Jesús Rodríguez	67 66 71 68	272 (-8)	52	\$125,400	CUT	Russell Henley	65 74	139 (-1)	--	--	CUT	Michael Gilgic	70 72	142 (2)	--	--
T14	Jonathan Byrd	67 71 64 70	272 (-8)	52	\$125,400	CUT	Brandon Harkins	70 69	139 (-1)	--	--	CUT	Lucas Bjerregaard	73 69	142 (2)	--	--
T20	Danny Lee	65 72 67 69	273 (-7)	39	\$79,257	CUT	Tom Hoge	73 66	139 (-1)	--	--	CUT	David Lingmerth	71 71	142 (2)	--	--
T20	Justin Thomas	70 65 69 69	273 (-7)	39	\$79,257	CUT	Jim Herman	71 68	139 (-1)	--	--	CUT	Carlos Ortiz	72 71	143 (3)	--	--
T20	Dustin Johnson	71 65 68 69	273 (-7)	39	\$79,257	CUT	Nick Watney	70 69	139 (-1)	--	--	CUT	Scott Stallings	68 75	143 (3)	--	--
T20	Harris English	66 69 69 69	273 (-7)	39	\$79,257	CUT	J.B. Holmes	72 67	139 (-1)	--	--	CUT	Brady Schnell	71 72	143 (3)	--	--
T20	Paul Barjon	68 70 67 68	273 (-7)	--	\$79,257	CUT	Matt Every	68 71	139 (-1)	--	--	CUT	Brendon Todd	70 73	143 (3)	--	--
T20	Erik van Rooyen	64 70 68 71	273 (-7)	--	\$79,257	CUT	Alex Cejka	70 69	139 (-1)	--	--	CUT	Richard Lee	70 73	143 (3)	--	--
T20	Ben Silverman	71 61 72 69	273 (-7)	39	\$79,257	CUT	Mike Weir	70 69	139 (-1)	--	--	CUT	Derek Fathauer	72 71	143 (3)	--	--
T27	Joey Garber	68 70 70 66	274 (-6)	30	\$55,100	CUT	Ryan Armour	70 69	139 (-1)	--	--	CUT	JC Deacon	74 69	143 (3)	--	--
T27	Sangmoon Bae	69 68 70 67	274 (-6)	30	\$55,100	CUT	Chad Collins	69 70	139 (-1)	--	--	CUT	Chad Campbell	69 74	143 (3)	--	--
T27	Nick Taylor	64 65 73 72	274 (-6)	30	\$55,100	CUT	Austin Connolly	69 70	139 (-1)	--	--	CUT	Padraig Harrington	71 72	143 (3)	--	--
T27	Jim Furyk	69 67 67 71	274 (-6)	30	\$55,100	CUT	Kyle Jones	68 71	139 (-1)	--	--	CUT	Martin Trainer	72 71	143 (3)	--	--
T31	Chris Thompson	69 66 71 69	275 (-5)	24	\$46,075	CUT	Wyndham Clark	70 69	139 (-1)	--	--	CUT	Cameron Davis	73 71	144 (4)	--	--
T31	Scott Brown	65 63 75 72	275 (-5)	24	\$46,075	CUT	Curtis Luck	71 68	139 (-1)	--	--	CUT	Zack Sucher	73 71	144 (4)	--	--
T31	Peter Malnati	66 68 69 72	275 (-5)	24	\$46,075	CUT	Corey Connors	70 69	139 (-1)	--	--	CUT	Johnson Wagner	71 74	145 (5)	--	--
T31	Joaquin Niemann	67 70 68 70	275 (-5)	24	\$46,075	CUT	Adam Svensson	69 70	139 (-1)	--	--	CUT (A)	Joseph Deraney	75 70	145 (5)	--	--
T35	Daniel Berger	67 71 69 69	276 (-4)	17	\$34,327	CUT	Austin Cook	72 67	139 (-1)	--	--	CUT	Marc-Etienne Bussièrès	74 71	145 (5)	--	--
T35	Talor Gooch	66 70 71 69	276 (-4)	17	\$34,327	CUT	Brandon Hagy	72 67	139 (-1)	--	--	CUT (A)	Chris Crisologo	72 74	146 (6)	--	--
T35	Robert Streb	67 69 69 71	276 (-4)	17	\$34,327	CUT	Trey Mullinax	69 71	140 (0)	--	--	CUT	Anders Albertson	74 72	146 (6)	--	--
T35	Harold Varner III	68 70 71 67	276 (-4)	17	\$34,327	CUT	Whee Kim	70 70	140 (0)	--	--	CUT	Chris Stroud	72 74	146 (6)	--	--
T35	Roberto Castro	64 71 69 72	276 (-4)	17	\$34,327	CUT	Denny McCarthy	70 70	140 (0)	--	--	CUT	Shawn Stefani	74 72	146 (6)	--	--
T35	Rod Pampling	69 69 69 69	276 (-4)	17	\$34,327	CUT	Zachary Bauchou	69 71	140 (0)	--	--	CUT	Chase Wright	73 73	146 (6)	--	--
T35	Ryan Palmer	68 69 72 67	276 (-4)	17	\$34,327	CUT	Luke Donald	69 71	140 (0)	--	--	CUT	Seth Reeves	73 74	147 (7)	--	--
T35	Jimmy Walker	65 72 71 68	276 (-4)	17	\$34,327	CUT	Billy Hurley III	69 71	140 (0)	--	--	CUT	Thomas DeMarco	71 76	147 (7)	--	--
T35	Zach Johnson	71 67 70 68	276 (-4)	17	\$34,327	CUT	Seamus Power	70 70	140 (0)	--	--	CUT (A)	Joey Savoie	75 72	147 (7)	--	--
T44	Ben Crane	69 65 71 72	277 (-3)	10	\$22,977	CUT	James Allenby	70 70	140 (0)	--	--	CUT (A)	Matthew Anderson	74 74	148 (8)	--	--
T44	Peter Uihlein	67 71 67 72	277 (-3)	10	\$22,977	CUT	Martin Piller	69 71	140 (0)	--	--	CUT	Albin Choi	76 72	148 (8)	--	--
T44	Jonas Blixt	67 67 70 73	277 (-3)	10	\$22,977	CUT	Roberto Diaz	69 71	140 (0)	--	--	CUT	Julián Etulain	76 72	148 (8)	--	--
T44	Kevin Iway	67 70 74 66	277 (-3)	10	\$22,977	CUT	Nicholas Lindheim	72 68	140 (0)	--	--	CUT (A)	Josh Whalen	79 74	153 (13)	--	--
T44	Keegan Bradley	63 71 72 71	277 (-3)	10	\$22,977	CUT	Hudson Swafford	68 73	141 (1)	--	--	CUT	Michael Blair	76 79	155 (15)	--	--
T44	J.J. Spaun	67 70 69 71	277 (-3)	10	\$22,977	CUT	John Chin	70 71	141 (1)	--	--						
T50	Cody Gribble	69 68 72 69	278 (-2)	7	\$18,189	CUT	Bud Cauley	71 70	141 (1)	--	--						
T50	Colt Knost	67 71 69 71	278 (-2)	7	\$18,189	CUT	Tyrone Van Aswegen	73 68	141 (1)	--	--						
T50	Brooks Koepka	70 66 72 70	278 (-2)	7	\$18,189	CUT	Alex Prugh	70 71	141 (1)	--	--						
T50	Scott Langley	67 68 70 73	278 (-2)	7	\$18,189	CUT	Sam Saunders	70 71	141 (1)	--	--						
T50	Martin Laird	69 69 72 68	278 (-2)	7	\$18,189	CUT	Will Claxton	71 70	141 (1)	--	--						

Notes

Playing the RBC Canadian Open for the first time, Rory McIlroy won his 16th career PGA TOUR title by seven strokes in his 162nd start at the age of 30 years, 1 month, 5 days. Entering the final round with a share of the lead, McIlroy fired a front-nine 30 en route to a 61, and with a four-round total of 258, became the first player to shoot 258 or better in tournament history.

The RBC Canadian Open represented Rory McIlroy's sixth different national open title worldwide: UBS Hong Kong Open (2011), U.S. Open (2011), Emirates Australian Open (2013), The Open Championship (2014), Dubai Duty Free Irish Open Hosted by the Rory Foundation (2016), RBC Canadian Open (2019).

Rory McIlroy became the sixth player in PGA TOUR history to win the U.S. Open, The Open Championship and the RBC Canadian Open (Tommy Armour, Walter Hagen, Arnold Palmer, Lee Trevino, Tiger Woods, McIlroy).

Shane Lowry recorded four scores in the 60s to tie Webb Simpson for second. It was Lowry's second runner-up on the PGA TOUR and best finish since the 2016 U.S. Open (T2).

After going bogey-free through 54 holes, Team RBC ambassador Webb Simpson finished T2 at 15-under. Simpson notched his fourth top-10 of the season and ranked No. 1 in Strokes Gained: Putting (2.267) and Scrambling (18 of 21).

Sungjae Im, who finished seventh at 11-under, entered the week having never recorded multiple eagles in the same round before accomplishing the feat twice (2/R2, 2/R4). Im became the first player with multiple eagles in multiple rounds in the same tournament since Jason Dufner at the 2015 Memorial Tournament presented by Nationwide.

England's Danny Willett (T8/-10) posted his first top-10 on the PGA TOUR since his 2016 Masters Tournament victory, snapping a streak of 35 starts without a top-10.

Adam Hadwin won the Rivermead Cup as the low Canadian while seeking to become the first Canadian to win his national title since Pat Fletcher in 1954.

WEATHER: Thursday: Partly cloudy. High of 72. Wind NNE 4-8 mph. **Friday:** Mostly sunny. High of 76. Wind NNE 4-8 mph. **Saturday:** Sunny and breezy. High of 69. Wind NE 10-15 mph, with gusts to 25 mph. **Sunday:** Mostly cloudy. High of 76. Wind ESE 10-15 mph.

Tournament Record: 258

Rory McIlroy (2019)

Hamilton Golf & Country Club: 60

Brandt Snedeker (2019)

Other Course: 60

Carl Pettersson (2010) - St. George's G&CC

Tournament History

End Date	Purse	Winner	Score	Runner-Up	Earnings	Location (Par/Yards)
RBC Canadian Open						
6/9/2019	\$7,600,000	Rory McIlroy	258 (-22)	Webb Simpson - 265 (-15) Shane Lowry - 265 (-15)	\$1,368,000	Hamilton Golf & Country Club, (70/6,967)
7/29/2018	\$6,200,000	Dustin Johnson	265 (-23)	Byeong Hun An - 268 (-20) Whee Kim - 268 (-20)	\$1,116,000	Glen Abbey GC, (72/7,253)
7/30/2017	\$6,000,000	Jhonattan Vegas *	267 (-21)	Charley Hoffman - 267 (-21)	\$1,080,000	Glen Abbey GC, (72/7,253)
7/24/2016	\$5,900,000	Jhonattan Vegas	276 (-12)	Martin Laird - 277 (-11) Dustin Johnson - 277 (-11) Jon Rahm - 277 (-11)	\$1,062,000	Glen Abbey GC, (72/7,253)
7/26/2015	\$5,800,000	Jason Day	271 (-17)	Bubba Watson - 272 (-16)	\$1,044,000	Glen Abbey GC, (72/7,253)
7/27/2014	\$5,700,000	Tim Clark	263 (-17)	Jim Furyk - 264 (-16)	\$1,026,000	Royal Montreal GC (Blue), (70/7,153)
7/28/2013	\$5,600,000	Brandt Snedeker	272 (-16)	Matt Kuchar - 275 (-13) Jason Bohn - 275 (-13) Dustin Johnson - 275 (-13) William McGirt - 275 (-13)	\$1,008,000	Glen Abbey GC, (72/7,253)
7/29/2012	\$5,200,000	Scott Piercy	263 (-17)	Robert Garrigus - 264 (-16) William McGirt - 264 (-16)	\$936,000	Hamilton G&CC, (70/6,966)
7/24/2011	\$5,200,000	Sean O'Hair *	276 (-4)	Kris Blankens - 276 (-4)	\$936,000	Shaughnessy G&CC, (70/7,010)
7/25/2010	\$5,100,000	Carl Pettersson	266 (-14)	Dean Wilson - 267 (-13)	\$918,000	St. George's G&CC, (70/7,079)
7/26/2009	\$5,100,000	Nathan Green *	270 (-18)	Retief Goosen - 270 (-18)	\$918,000	Glen Abbey GC, (72/7,253)
7/27/2008	\$5,000,000	Chez Reavie	267 (-17)	Billy Mayfair - 270 (-14)	\$900,000	Glen Abbey GC, (71/7,222)
Canadian Open presented by Franklin Templeton Investments						
7/29/2007	\$5,000,000	Jim Furyk	268 (-16)	Vijay Singh - 269 (-15)	\$900,000	Angus Glen GC (North), (71/7,320)
Canadian Open						
9/10/2006	\$5,000,000	Jim Furyk	266 (-14)	Bart Bryant - 267 (-13)	\$900,000	Hamilton G&CC, (70/6,983)
Bell Canadian Open						
9/11/2005	\$5,000,000	Mark Calcavecchia	275 (-5)	Ben Crane - 276 (-4) Ryan Moore - 276 (-4)	\$900,000	Shaughnessy G&CC, (70/7,010)
9/12/2004	\$4,500,000	Vijay Singh *	275 (-9)	Mike Weir - 275 (-9)	\$810,000	Glen Abbey GC, (71/7,222)
9/7/2003	\$4,200,000	Bob Tway *	272 (-8)	Brad Faxon - 272 (-8)	\$756,000	Hamilton G&CC, (70/6,983)
9/8/2002	\$4,000,000	John Rollins *	272 (-16)	Neal Lancaster - 272 (-16) Justin Leonard - 272 (-16)	\$720,000	Angus Glen GC (South), (72/7,372)
9/9/2001	\$3,800,000	Scott Verplank	266 (-14)	Bob Estes - 269 (-11) Joey Sindelar - 269 (-11)	\$684,000	Royal Montreal GC (Blue), (70/6,859)
9/10/2000	\$3,300,000	Tiger Woods	266 (-22)	Grant Waite - 267 (-21)	\$594,000	Glen Abbey GC, (72/7,112)
9/12/1999	\$2,500,000	Hal Sutton	275 (-13)	Dennis Paulson - 278 (-10)	\$450,000	Glen Abbey GC, (72/7,112)
9/13/1998	\$2,200,000	Billy Andrade *	275 (-13)	Bob Friend - 275 (-13)	\$396,000	Glen Abbey GC, (72/7,112)
9/7/1997	\$1,500,000	Steve Jones	275 (-5)	Greg Norman - 276 (-4)	\$270,000	Royal Montreal GC (Blue), (70/6,810)
9/8/1996	\$1,500,000	Dudley Hart	202 (-14)	David Duval - 203 (-13)	\$270,000	Glen Abbey GC, (72/7,112)
9/10/1995	\$1,300,000	Mark O'Meara *	274 (-14)	Bob Lohr - 274 (-14)	\$234,000	Glen Abbey GC, (72/7,112)
9/11/1994	\$1,300,000	Nick Price	275 (-13)	Mark Calcavecchia - 276 (-12)	\$234,000	Glen Abbey GC, (72/7,112)
Canadian Open						
9/12/1993	\$1,000,000	David Frost	279 (-9)	Fred Couples - 280 (-8)	\$180,000	Glen Abbey GC, (72/7,112)
9/13/1992	\$1,000,000	Greg Norman *	280 (-8)	Bruce Lietzke - 280 (-8)	\$180,000	Glen Abbey GC, (72/7,112)
9/8/1991	\$1,000,000	Nick Price	273 (-15)	David Edwards - 274 (-14)	\$180,000	Glen Abbey GC, (72/7,102)
9/16/1990	\$1,000,000	Wayne Levi	278 (-10)	Ian Baker-Finch - 279 (-9) Jim Woodward - 279 (-9)	\$180,000	Glen Abbey GC, (72/7,102)
6/25/1989	\$900,000	Steve Jones	271 (-17)	Clark Burroughs - 273 (-15) Mark Calcavecchia - 273 (-15) Mike Hulbert - 273 (-15)	\$162,000	Glen Abbey GC, (72/7,102)
9/4/1988	\$750,000	Ken Green	275 (-13)	Bill Glasson - 276 (-12) Scott Verplank - 276 (-12)	\$135,000	Glen Abbey GC, (72/7,102)
7/5/1987	\$600,000	Curtis Strange	276 (-12)	David Frost - 279 (-9) Jodie Mudd - 279 (-9) Nick Price - 279 (-9)	\$108,000	Glen Abbey GC, (72/7,102)
6/29/1986	\$600,000	Bob Murphy	280 (-8)	Greg Norman - 283 (-5)	\$108,000	Glen Abbey GC, (72/7,102)
7/7/1985	\$480,000	Curtis Strange	279 (-9)	Jack Nicklaus - 281 (-7) Greg Norman - 281 (-7)	\$86,506.52	Glen Abbey GC, (72/7,102)
7/1/1984	\$525,000	Greg Norman	278 (-10)	Jack Nicklaus - 280 (-8)	\$72,000	Glen Abbey GC, (72/7,102)
7/31/1983	\$425,000	John Cook *	277 (-7)	Johnny Miller - 277 (-7)	\$63,000	Glen Abbey GC, (71/7,102)
8/1/1982	\$425,000	Bruce Lietzke	277 (-7)	Hal Sutton - 279 (-5)	\$76,500	Glen Abbey GC, (71/7,102)
8/2/1981	\$425,000	Peter Oosterhuis	280 (-4)	Bruce Lietzke - 281 (-3) Jack Nicklaus - 281 (-3) Andy North - 281 (-3)	\$76,500	Glen Abbey GC, (71/7,102)
6/22/1980	\$350,000	Bob Gilder	274 (-6)	Jerry Pate - 276 (-4) Leonard Thompson - 276 (-4)	\$63,000	Royal Montreal GC (Blue), (70/6,628)
6/24/1979	\$350,000	Lee Trevino	281 (-3)	Ben Crenshaw - 284	\$63,000	Glen Abbey GC, (71/7,060)
6/25/1978	\$250,000	Bruce Lietzke	283 (-1)	Pat McGowan - 284	\$50,000	Glen Abbey GC, (71/7,059)
7/24/1977	\$225,000	Lee Trevino	280 (-4)	Peter Oosterhuis - 284	\$45,000	Glen Abbey GC, (71/7,096)
7/25/1976	\$200,000	Jerry Pate	267 (-13)	Jack Nicklaus - 271 (-9)	\$40,000	Essex G&CC, (70/6,696)
7/27/1975	\$200,000	Tom Weiskopf *	274 (-6)	Jack Nicklaus - 274 (-6)	\$40,000	Royal Montreal GC (Blue), (70/6,628)
7/28/1974	\$200,000	Bobby Nichols	270 (-10)	John Schlee - 274 (-6) Larry Ziegler - 274 (-6)	\$40,000	Mississauga G&CC, (70/6,788)
7/29/1973	\$175,000	Tom Weiskopf	278 (-10)	Forrest Fezler - 280 (-8)	\$35,000	Richelieu Valley G&CC, (72/6,905)
7/9/1972	\$150,000	Gay Brewer	275 (-9)	Sam Adams - 276 (-8) Dave Hill - 276 (-8)	\$30,000	Cherry Hill GC, (71/6,751)
7/4/1971	\$150,000	Lee Trevino *	275 (-13)	Art Wall - 275 (-13)	\$30,000	Richelieu Valley G&CC, (72/6,905)
7/5/1970	\$125,000	Kermit Zarley	279 (-9)	Gibby Gilbert - 282 (-6)	\$25,000	London Hunt & CC, (72/7,168)
7/27/1969	\$125,000	Tommy Aaron *	275 (-9)	Sam Snead - 275 (-9)	\$25,000	Pinegrove G&CC, (71/7,090)
6/23/1968	\$116,125	Bob Charles	274	Jack Nicklaus - 276	\$23,225	
7/2/1967	\$176,412	Billy Casper *	279 (-5)	Art Wall - 279 (-5)	\$27,840	Montreal Municipal GC, (71/6,600)
10/2/1966	\$91,500	Don Massengale	280 (-4)	Chi Chi Rodriguez - 283 (-1)	\$18,300	Shaughnessy G&CC, (71/6,907)
7/17/1965	\$100,000	Gene Littler	273 (-7)	Jack Nicklaus - 274 (-6)	\$20,000	Mississauga G&CC, (70/6,543)
8/2/1964	\$50,000	Kel Nagle	277 (-7)	Arnold Palmer - 279 (-5)	\$7,500	Pinegrove G&CC, (71/7,090)
7/6/1963	\$50,000	Doug Ford	280 (-4)	Al Geiberger - 281 (-3)	\$9,000	Scarborough G&CC, (71/6,752)
7/29/1962	\$30,000	Ted Kroll	278 (-10)	Charles Sifford - 280 (-8)	\$4,300	Le Club Laval-sur-lac, (72/6,555)
7/15/1961	\$30,000	Jacky Cupit	270 (-10)	Dow Finsterwald - 275 (-5) Bobby Nichols - 275 (-5) Buster Cupit - 275 (-5)	\$4,300	Niakwa CC, (70/6,426)
7/9/1960	\$25,000	Art Wall	269	Bob Goalby - 275 Jay Hebert - 275	\$3,500	
6/21/1959	\$25,000	Doug Ford	276 (-12)	Dow Finsterwald - 278 (-10) Art Wall - 278 (-10) Bo Wininger - 278 (-10)	\$3,500	Islemere G&CC, (72/6,690)
8/23/1958	\$25,000	Wes Ellis	267 (-13)	Jay Hebert - 268 (-12)	\$3,500	Mayfair G&CC, (70/6,657)
7/13/1957	\$25,000	George Bayer	271 (-13)	Bo Wininger - 273 (-11)	\$3,500	Westmount G&CC, (71/6,444)
7/8/1956	\$15,000	Doug Sanders *	273 (-15)	Dow Finsterwald - 273 (-15)		Beaconsfield GC, (72/6,543)
8/20/1955	\$15,000	Arnold Palmer	265 (-23)	Jack Burke, Jr. - 269 (-19)	\$2,400	Weston G&CC, (72/6,428)
7/11/1953	\$15,000	Dave Douglas	273 (-11)	Wally Ulrich - 274 (-10)	\$3,000	Scarborough G&CC, (71/6,752)
7/19/1952	\$15,000	Johnny Palmer	263 (-25)	Fred Haas - 274 (-14) Dick Mayer - 274 (-14)	\$3,000	St. Charles CC, (72/6,377)
7/7/1951	\$15,000	Jim Ferrier	273 (-7)	Fred Hawkins - 275 (-5) Ed Oliver - 275 (-5)	\$2,250	Mississauga G&CC, (70/6,543)

Tournament History

End Date	Purse	Winner	Score	Runner-Up	Earnings	Location (Par/Yards)
8/27/1950	\$10,000	Jim Ferrier	271 (-17)	Ted Kroll - 274 (-14)	\$2,000	Royal Montreal GC (Blue), (72/6,522)
6/25/1949	\$10,000	E. Harrison	271	Jim Ferrier - 275	\$2,000	
9/25/1948	\$10,000	Charles Congdon	280 (-8)	Dick Metz - 283 (-5) Victor Ghezzi - 283 (-5) Ky Laffoon - 283 (-5)	\$1,200	Shaughnessy Heights GC, (72/6,600)
7/19/1947	\$10,000	Bobby Locke	268	Ed Oliver - 270	\$2,000	Scarborough G&CC, (71/6,554)
6/30/1946	\$10,000	George Fazio *	278	Dick Metz - 278	\$2,000	Beaconsfield GC, (72/6,665)
8/4/1945	\$10,000	Byron Nelson	280	Herman Barron - 284 (4)	\$2,000	Thornhill CC, (70/6,317)
8/8/1942	\$3,000	Craig Wood	275	Mike Tumesa - 279	\$1,000	Mississauga G&CC, (72/6,545)
8/9/1941	\$3,000	Sam Snead	274 (-6)	Bob Gray, Jr. - 276 (66)	\$1,000	Lambton G&CC, (70/6,604)
8/17/1940	\$3,000	Sam Snead *	281 (-3)	Harold McSpaden - 281 (68)	\$1,000	Scarborough G&CC, (71/6,554)
8/19/1939	\$3,000	Harold McSpaden	282 (72)	Ralph Guldahl - 287 (77)	\$1,000	Riverside G&CC, (70/6,231)
8/20/1938	\$3,000	Sam Snead *	277 (-11)	Harry Cooper - 277 (61)	\$1,000	Mississauga G&CC, (72/6,545)
9/11/1937	\$3,000	Harry Cooper	285 (145)	Ralph Guldahl - 287 (147)	\$1,000	St. Andrews GC, (70/6,625)
9/12/1936	\$3,000	Lawson Little	271 (-9)	Jimmy Thomson - 279 (-1)	\$1,000	St. Andrews GC, (70/6,625)
8/31/1935	\$1,500	Gene Kunes	280	Victor Ghezzi - 282 (72)	\$500	Summerlea G&CC, (70/6,500)
7/1/1934	\$1,600	Tommy Armour	287 (147)	Ky Laffoon - 289 (149)	\$500	Lakeview GC, (70/6,263)
8/19/1933		Joe Kirkwood, Sr.	282 (-6)	Harry Cooper - 290 (2) Lex Robson - 290 (2)		Royal York GC, (72/6,575)
7/9/1932	\$1,515	Harry Cooper	290 (144)	Al Watrous - 293	\$500	Ottawa Hunt Club, (73/6,770)
7/11/1931	\$1,500	Walter Hagen *	282 (66)	Percy Alliss - 282 (66)		Mississauga G&CC, (72/6,545)
7/26/1930	\$1,475	Tommy Armour *	277 (67)	Leo Diegel - 277 (67)		Hamilton G&CC, (70/6,470)
7/27/1929	\$1,375	Leo Diegel	274 (-6)	Tommy Armour - 277 (-3)		Kanawaki GC, (70/6,360)
7/1/1928	\$1,470	Leo Diegel	282 (-6)	Archie Compston - 284 (-4) Walter Hagen - 284 (-4) Macdonald Smith - 284 (-4)		Rosedale GC, (72/6,240)
7/1/1927	\$1,370	Tommy Armour	288 (-4)	Macdonald Smith - 289 (-3)		Toronto GC, (73/6,613)
7/7/1926	\$1,595	Macdonald Smith	283 (-9)	Gene Sarazen - 286 (-6)		Royal Montreal GC (Blue), (73/6,530)
7/1/1925	\$950	Leo Diegel	295 (11)	Mike Brady - 297 (13)		Lambton G&CC, (71/6,604)
8/3/1924	\$950	Leo Diegel	285	Gene Sarazen - 287		Mt. Bruno GC, (70/6,543)
7/1/1923		Clarence Hackney	295	Tom Kerrigan - 300		Lakeview GC, (70/6,263)
7/29/1922		Al Watrous	303	Tom Kerrigan - 304		Mt. Bruno GC, (70/6,543)
8/1/1921		William Trovinger	293	Mike Brady - 296		Toronto GC, (73/6,613)
8/27/1920		J. Douglas Edgar *	298	Tommy Armour - 298 Charles Murray - 298		Rivermead GC, (72/6,140)
7/31/1919		J. Douglas Edgar	278	James Barnes - 294 Bobby Jones - 294 Karl Keffer - 294		Hamilton G&CC, (70/6,470)

* indicates playoff

U.S. Open

Pebble Beach, California • June 13-16, 2019

Pebble Beach Golf Links

Par/Yards: 35-36--71 | 7,075



Winner: Gary Woodland

FedExCup Points: 600

68-65-69-69 271 (-13) | \$2,250,000

Leaders

Round 1

Justin Rose	65 (-6)
Louis Oosthuizen	66 (-5)
Rickie Fowler	66 (-5)
Xander Schauffele	66 (-5)
Aaron Wise	66 (-5)
Gary Woodland	68 (-3)

Round 2

Gary Woodland	133 (-9)
Justin Rose	135 (-7)
Louis Oosthuizen	136 (-6)
Rory McIlroy	137 (-5)
Aaron Wise	137 (-5)

Round 3

Gary Woodland	202 (-11)
Justin Rose	203 (-10)
Louis Oosthuizen	206 (-7)
Chez Reavie	206 (-7)
Brooks Koepka	206 (-7)

Order of Finish (cut: 36 HOLES; 75 professionals and 4 amateurs at +2 (144) or better.)

Pos	Player	Scores	Total	FedExCup Points	Earnings	Pos	Player	Scores	Total	FedExCup Points	Earnings	Pos	Player	Scores	Total	FedExCup Points	Earnings
1	Gary Woodland	68 65 69 69	271 (-13)	600	\$2,250,000	T52	Phil Mickelson	72 69 75 72	288 (4)	7	\$27,181	CUT	Dean Burmester	76 71	147 (5)	--	--
2	Brooks Koepka	69 69 68 68	274 (-10)	330	\$1,350,000	T52	Charles Howell III	72 70 74 72	288 (4)	7	\$27,181	CUT	Patton Kizzire	80 67	147 (5)	--	--
T3	Xander Schauffele	66 73 71 67	277 (-7)	148	\$581,872	T52	Scott Piercy	67 72 72 77	288 (4)	7	\$27,181	CUT	Joel Dahmen	75 72	147 (5)	--	--
T3	Jon Rahm	69 70 70 68	277 (-7)	148	\$581,872	T58	Zach Johnson	70 69 79 71	289 (5)	5	\$25,350	CUT	Mikumu Horikawa	73 75	148 (6)	--	--
T3	Justin Rose	65 70 68 74	277 (-7)	148	\$581,872	T58	Andy Pope	72 71 75 71	289 (5)	--	\$25,350	CUT	Thorbjorn Olesen	71 77	148 (6)	--	--
T3	Chez Reavie	68 70 68 71	277 (-7)	148	\$581,872	T58	Harris English	71 69 76 73	289 (5)	5	\$25,350	CUT	Mike Weir	74 74	148 (6)	--	--
T7	Louis Oosthuizen	66 70 70 72	278 (-6)	97	\$367,387	T58	Emiliano Grillo	68 74 74 73	289 (5)	5	\$25,350	CUT	Ernie Els	75 73	148 (6)	--	--
T7	Adam Scott	70 69 71 68	278 (-6)	97	\$367,387	T58	Adria Amaus	69 75 73 72	289 (5)	--	\$25,350	CUT	Cody Gribble	74 74	148 (6)	--	--
T9	Henrik Stenson	68 71 70 70	279 (-5)	82	\$288,715	T58 (A)	Chandler Eaton	72 70 73 74	289 (5)	--	--	CUT	Callum Tarren	73 75	148 (6)	--	--
T9	Rory McIlroy	68 69 70 72	279 (-5)	82	\$288,715	T58	Charlie Danielson	72 70 77 70	289 (5)	--	\$25,350	CUT (A)	Daniel Hillier	76 73	149 (7)	--	--
T9	Chesson Hadley	68 70 70 71	279 (-5)	82	\$288,715	T65	Brian Stuard	71 73 74 72	290 (6)	4	\$23,851	CUT (A)	Stewart Hagestad	74 75	149 (7)	--	--
T12	Danny Willett	71 71 67 71	280 (-4)	66	\$226,609	T65	Tommy Fleetwood	71 73 73 73	290 (6)	4	\$23,851	CUT	Guillermo Pereira	77 72	149 (7)	--	--
T12	Matt Wallace	70 68 71 71	280 (-4)	--	\$226,609	T65	Kyle Stanley	71 73 75 71	290 (6)	4	\$23,851	CUT	Renato Paratore	75 74	149 (7)	--	--
T12	Matthew Fitzpatrick	69 71 72 68	280 (-4)	--	\$226,609	T65	Jordan Spieth	72 69 73 76	290 (6)	4	\$23,851	CUT	Sam Horsfield	75 74	149 (7)	--	--
T12 (A)	Viktor Hovland	69 73 71 67	280 (-4)	--	--	T65	Rafa Cabrera Bello	70 74 74 72	290 (6)	4	\$23,851	CUT	Luis Gagne	71 78	149 (7)	--	--
T16	Byeong Hun An	70 72 68 71	281 (-3)	55	\$172,455	T65	Justin Walters	72 72 77 69	290 (6)	--	\$23,851	CUT	Kevin Na	72 77	149 (7)	--	--
T16	Webb Simpson	74 68 73 66	281 (-3)	55	\$172,455	71	Rhys Enoch	78 66 71 76	291 (7)	--	\$22,977	CUT	J.B. Holmes	72 77	149 (7)	--	--
T16	Graeme McDowell	69 70 70 72	281 (-3)	55	\$172,455	T72	Billy Hurley III	73 70 73 76	292 (8)	3	\$22,353	CUT	Jhonattan Vegas	72 77	149 (7)	--	--
T16	Francesco Molinari	68 72 71 70	281 (-3)	55	\$172,455	T72	Luke Donald	72 70 77 73	292 (8)	3	\$22,353	CUT	Keegan Bradley	73 76	149 (7)	--	--
T16	Matt Kuchar	69 69 70 73	281 (-3)	55	\$172,455	T72	Clément Sordet	76 68 74 74	292 (8)	--	\$22,353	CUT	Kiradech Aphibarnrat	75 74	149 (7)	--	--
T21	Paul Casey	70 72 73 67	282 (-2)	42	\$117,598	T72	Cameron Smith	71 72 77 72	292 (8)	3	\$22,353	CUT	Shugo Imahira	75 75	150 (8)	--	--
T21	Tiger Woods	70 72 71 69	282 (-2)	42	\$117,598	76	Bernd Wiesberger	71 73 78 72	294 (10)	--	\$21,728	CUT	Kyoung-Hoon Lee	76 74	150 (8)	--	--
T21	Jason Day	70 73 70 69	282 (-2)	42	\$117,598	77	Brandt Snedeker	75 69 74 77	295 (11)	3	\$21,478	CUT (A)	Kevin O'Connell	76 74	150 (8)	--	--
T21	Alex Prugh	75 69 70 68	282 (-2)	42	\$117,598	78	Chip McDaniel	71 73 76 77	297 (13)	--	\$21,224	CUT	Bubba Watson	75 75	150 (8)	--	--
T21	Hideki Matsuyama	69 73 70 70	282 (-2)	42	\$117,598	79 (A)	Michael Thorbjørnsen	71 73 84 76	304 (20)	--	--	CUT	Richard Lee	72 78	150 (8)	--	--
T21	Tyrell Hatton	70 74 69 69	282 (-2)	42	\$117,598	CUT (A)	Spencer Tibbits	74 71	145 (3)	--	--	CUT	Si Woo Kim	76 74	150 (8)	--	--
T21	Patrick Cantlay	73 71 68 70	282 (-2)	42	\$117,598	CUT	Nick Hardy	73 72	145 (3)	--	--	CUT	Luke Guthrie	75 75	150 (8)	--	--
T28	Sepp Straka	68 72 76 67	283 (-1)	33	\$86,071	CUT	Ollie Schniederjans	75 70	145 (3)	--	--	CUT	Connor Arendell	77 73	150 (8)	--	--
T28	Shane Lowry	75 69 70 69	283 (-1)	33	\$86,071	CUT	Rob Oppenheim	73 72	145 (3)	--	--	CUT (A)	Matt Parziale	74 77	151 (9)	--	--
T28	Nate Lashley	67 74 70 72	283 (-1)	33	\$86,071	CUT	Lucas Glover	73 72	145 (3)	--	--	CUT (A)	Cameron Young	75 76	151 (9)	--	--
T28	Jim Furyk	73 67 72 71	283 (-1)	33	\$86,071	CUT	Matt Jones	74 71	145 (3)	--	--	CUT	Brian Davis	75 76	151 (9)	--	--
T32	Patrick Reed	71 73 72 68	284 (0)	27	\$72,928	CUT	Lee Slattery	73 72	145 (3)	--	--	CUT	Anirban Lahiri	74 77	151 (9)	--	--
T32	Billy Horschel	73 70 71 70	284 (0)	27	\$72,928	CUT	Joseph Bramlett	73 72	145 (3)	--	--	CUT	Chan Kim	77 75	152 (10)	--	--
T32	Marcus Kinhult	74 70 74 66	284 (0)	--	\$72,928	CUT	Justin Thomas	73 73	146 (4)	--	--	CUT	Thomas Pieters	76 76	152 (10)	--	--
T35	Bryson DeChambeau	69 74 73 69	285 (1)	20	\$57,853	CUT	Julián Etulain	76 70	146 (4)	--	--	CUT	Marcus Fraser	73 79	152 (10)	--	--
T35	Aaron Wise	66 71 79 69	285 (1)	20	\$57,853	CUT	Branden Grace	75 71	146 (4)	--	--	CUT	Ryan Sullivan	73 79	152 (10)	--	--
T35	Collin Morikawa	71 73 72 69	285 (1)	--	\$57,853	CUT	Tony Finau	74 72	146 (4)	--	--	CUT	Matthew Naumec	74 79	153 (11)	--	--
T35 (A)	Brandon Wu	71 69 71 74	285 (1)	--	--	CUT	Brendon Todd	72 74	146 (4)	--	--	CUT	Brett Drewitt	77 76	153 (11)	--	--
T35	Dustin Johnson	71 69 71 74	285 (1)	20	\$57,853	CUT	Ian Poulter	73 73	146 (4)	--	--	CUT	Cheng Tsung Pan	80 73	153 (11)	--	--
T35	Marc Leishman	69 74 70 72	285 (1)	20	\$57,853	CUT	David Toms	72 74	146 (4)	--	--	CUT	Kodai Ichihara	80 74	154 (12)	--	--
T35	Martin Kaymer	69 75 71 70	285 (1)	20	\$57,853	CUT	Jimmy Walker	75 71	146 (4)	--	--	CUT	Roberto Castro	78 77	155 (13)	--	--
T35	Jason Dufner	70 71 73 71	285 (1)	20	\$57,853	CUT	Justin Harding	73 73	146 (4)	--	--	CUT	Lucas Bjerregaard	80 75	155 (13)	--	--
T43	Nick Taylor	74 70 70 72	286 (2)	12	\$41,500	CUT	Luke List	74 72	146 (4)	--	--	CUT	Zac Blair	83 72	155 (13)	--	--
T43	Rory Sabbatini	72 71 73 70	286 (2)	12	\$41,500	CUT	Scottie Scheffler	72 74	146 (4)	--	--	CUT (A)	Noah Norton	80 75	155 (13)	--	--
T43	Rickie Fowler	66 77 71 72	286 (2)	12	\$41,500	CUT	Keith Mitchell	76 70	146 (4)	--	--	CUT	Andreas Halvorsen	74 82	156 (14)	--	--
T43	Andrew Putnam	73 71 73 69	286 (2)	12	\$41,500	CUT (A)	Jovan Rebula	70 76	146 (4)	--	--	CUT	Eric Dietrich	83 75	158 (16)	--	--
T43	Tom Hoge	71 73 71 71	286 (2)	12	\$41,500	CUT	Hayden Shieh	77 69	146 (4)	--	--	CUT	Merrick Bremner	79 79	158 (16)	--	--
T43	Erik van Rooyen	71 73 72 70	286 (2)	--	\$41,500	CUT	Matthieu Pavon	73 74	147 (5)	--	--	CUT (A)	Devon Bling	82 80	162 (20)	--	--
T49	Daniel Berger	73 70 74 70	287 (3)	10	\$31,385	CUT (A)	Austin Eckroat	72 75	147 (5)	--	--						
T49	Abraham Ancer	74 68 69 76	287 (3)	10	\$31,385	CUT (A)	Chun-an Yu	74 73	147 (5)	--	--						
T49	Kevin Kisner	73 70 75 69	287 (3)	10	\$31,385	CUT	Alex Noren	75 72	147 (5)	--	--						
T52	Haotong Li	71 70 72 75	288 (4)	--	\$27,181	CUT	Aaron Baddeley	72 75	147 (5)	--	--						
T52	Carlos Ortiz	70 70 75 73	288 (4)	7	\$27,181	CUT	Ryan Fox	74 73	147 (5)	--	--						
T52	Sergio Garcia	69 70 75 74	288 (4)	7	\$27,181	CUT	Sam Saunders	72 75	147 (5)	--	--						

Notes

Gary Woodland won his first major championship with a three-stroke victory over Brooks Koepka at the U.S. Open. The victory, his fourth on the PGA TOUR, came in his 245th career start (31st at a major) at the age of 35 years, 26 days.

Gary Woodland became the seventh first-time major winner since 2010 at the U.S. Open. At 271, he tied the lowest 72-hole score at the U.S. Open since 2011 (other 271 in that stretch: Martin Kaymer/2014).

With the three-shot win, Gary Woodland became the third player, joining Brooks Koepka and Jordan Spieth, to win a major by three or more strokes since the start of the 2016-17 season (Koepka/4/2017 U.S. Open, Spieth/3/The 2017 Open Championship).

In his bid to become the first player since Willie Anderson in 1903-05 to win three consecutive U.S. Opens, Brooks Koepka finished solo-second, three shots back of Gary Woodland. Koepka collected his fourth consecutive top-two finish in major championships (Win/2018 PGA Championship, T2/2019 Masters Tournament, Win/2019 PGA Championship, 2nd/2019 U.S. Open).

With scores of 69-69-68-68, Brooks Koepka became the first player in U.S. Open history to record four scores in the 60s and not win. He led the field in Greens in Regulation Percentage (75.0%) for the second consecutive major championship.

Justin Rose collected his 10th career top-five in major championships, tying three others for third at the U.S. Open. Rose entered the final round trailing eventual champion Gary Woodland by one stroke before recording a 3-over 74 and held the first-round lead after opening with a 65.

Xander Schauffele opened with a 66 en route to a T3. It represented Schauffele's fourth top-five finish in his 10th major championship start, and he was the only player in the field to record two scores of 67 or better (66/R1, 67/R4).

With a T12, Viktor Hovland earned low-amateur honors, becoming the first player to do so at the Masters and the U.S. Open in the same year since Matt Kuchar in 1998. Hovland's 72-hole score of 280 was first 280-or-better by an amateur at the U.S. Open.

WEATHER: Thursday: Partly cloudy. High of 67. Wind W 11 mph. **Friday:** Mostly overcast. High of 61. Wind W 6-12 mph. **Saturday:** Overcast. High of 59. WNW wind 5-10 mph, with gusts to 15 mph. **Sunday:** Mostly cloudy. High of 61. Wind W 7-14 mph.

Tournament Record: 268

Rory McIlroy (2011)

Pebble Beach Golf Links: 65

Justin Rose (2019), Gary Woodland (2019), Tiger Woods (2000)

Other Course: 63

Tommy Fleetwood (2018) - Shinnecock Hills GC, Justin Thomas (2017) - Erin Hills, Vijay Singh (2003) - Olympia Fields CC (North), Jack Nicklaus (1980) - Baltusrol GC, Tom Weiskopf (1980) - Baltusrol GC, Johnny Miller (1973) - Oakmont CC

Tournament History

End Date	Purse	Winner	Score	Runner-Up	Earnings	Location (Par/Yards)
U.S. Open						
6/16/2019	\$12,500,000	Gary Woodland	271 (-13)	Brooks Koepka - 274 (-10)	\$2,250,000	Pebble Beach Golf Links, Pebble Beach, CA (71/7,075)
6/17/2018	\$12,000,000	Brooks Koepka	281 (1)	Tommy Fleetwood - 282 (2)	\$2,160,000	Shinnecock Hills GC, Southampton, NY (70/7,445)
6/18/2017	\$12,000,000	Brooks Koepka	272 (-16)	Brian Hamman - 276 (-12) Hideki Matsuyama - 276 (-12)	\$2,160,000	Erin Hills, Erin, WI (72/7,741)
6/19/2016	\$10,000,000	Dustin Johnson	276 (-4)	Jim Furyk - 279 (-1) Scott Piercy - 279 (-1) Shane Lowry - 279 (-1)	\$1,800,000	Oakmont CC, Oakmont, PA (70/7,219)
6/21/2015	\$10,000,000	Jordan Spieth	275 (-5)	Louis Oosthuizen - 276 (-4) Dustin Johnson - 276 (-4)	\$1,800,000	Chambers Bay GC, University Place, WA (70/7,710) Chambers Bay GC 2, University Place, WA (70/7,593)
6/15/2014	\$9,000,000	Martin Kaymer	271 (-9)	Erik Compton - 279 (-1) Rickie Fowler - 279 (-1)	\$1,620,000	Pinehurst Resort (No. 2), Pinehurst, NC (70/7,546)
6/16/2013	\$8,000,000	Justin Rose	281 (1)	Phil Mickelson - 283 (3) Jason Day - 283 (3)	\$1,440,000	Merion GC, Ardome, PA (70/6,996)
6/17/2012	\$8,000,000	Webb Simpson	281 (1)	Graeme McDowell - 282 (2) Michael Thompson - 282 (2)	\$1,440,000	The Olympic Club, San Francisco, CA (70/7,170)
6/19/2011	\$7,500,000	Rory McIlroy	268 (-16)	Jason Day - 276 (-8)	\$1,440,000	Congressional CC (Blue), Bethesda, MD (71/7,574)
U.S. Open Championship						
6/20/2010	\$7,500,000	Graeme McDowell	284	Grégory Havret - 285 (1)	\$1,350,000	Pebble Beach GL, Pebble Beach, CA (71/7,040)
6/21/2009	\$7,500,000	Lucas Glover	276 (-4)	Phil Mickelson - 278 (-2) David Duval - 278 (-2) Ricky Barnes - 278 (-2)	\$1,350,000	Bethpage State Park (Black), Farmingdale, NY (70/7,426)
6/15/2008	\$7,000,000	Tiger Woods *	283 (-1)	Rocco Mediate - 283 (-1)	\$1,350,000	Torrey Pines (South), San Diego, CA (71/7,643)
6/17/2007	\$7,000,000	Ángel Cabrera	285 (5)	Tiger Woods - 286 (6) Jim Furyk - 286 (6)	\$1,260,000	Oakmont CC, Oakmont, PA (70/7,257)
6/18/2006	\$6,250,000	Geoff Ogilvy	285 (5)	Phil Mickelson - 286 (6) Colin Montgomerie - 286 (6) Jim Furyk - 286 (6)	\$1,225,000	Winged Foot GC, Mamaroneck, NY (70/7,264)
6/19/2005	\$6,250,000	Michael Campbell	280	Tiger Woods - 282 (2)	\$1,170,000	Pinehurst Resort (No. 2), La Quinta, CA (70/7,214)
6/20/2004	\$6,250,000	Retief Goosen	276 (-4)	Phil Mickelson - 278 (-2)	\$1,125,000	Shinnecock Hills GC, Southampton, NY (70/6,996)
6/15/2003	\$6,000,000	Jim Furyk	272 (-8)	Stephen Leaney - 275 (-5)	\$1,080,000	Olympia Fields CC (North), Olympia Fields, IL (70/7,190)
6/16/2002	\$5,500,000	Tiger Woods	277 (-3)	Phil Mickelson - 280	\$1,000,000	Bethpage State Park (Black), Farmingdale, NY (70/7,214)
6/17/2001	\$5,000,000	Retief Goosen *	276 (-4)	Mark Brooks - 276 (-4)	\$900,000	Southern Hills CC, Tulsa, OK (70/6,973)
6/18/2000	\$4,500,000	Tiger Woods	272 (-12)	Ernie Els - 287 (3) Miguel Ángel Jiménez - 287 (3)	\$800,000	Pebble Beach GL, Pebble Beach, CA (71/6,846)
6/20/1999	\$3,500,000	Payne Stewart	279 (-1)	Phil Mickelson - 280	\$625,000	Pinehurst Resort (No. 2), La Quinta, CA (70/7,175)
6/21/1998	\$3,000,000	Lee Janzen	280	Payne Stewart - 281 (1)	\$535,000	The Olympic Club, San Francisco, CA (70/6,797)
6/15/1997	\$2,600,000	Ernie Els	276 (-4)	Colin Montgomerie - 277 (-3)	\$465,000	Congressional CC (Blue), Bethesda, MD (70/7,213)
6/16/1996	\$2,400,000	Steve Jones	278 (-2)	Tom Lehman - 279 (-1) Davis Love III - 279 (-1)	\$425,000	Oakland Hills CC, Birmingham, MI (70/6,974)
6/18/1995	\$2,000,000	Corey Pavin	280	Greg Norman - 282 (2)	\$350,000	Shinnecock Hills GC, Southampton, NY (70/6,944)
6/19/1994	\$1,700,000	Ernie Els *	279 (-5)	Loren Roberts - 279 (-5) Colin Montgomerie - 279 (-5)	\$320,000	Oakmont CC, Oakmont, PA (71/6,946)
6/20/1993	\$1,600,000	Lee Janzen	272 (-8)	Payne Stewart - 274 (-6)	\$290,000	Baltusrol GC, Springfield, NJ (70/7,152)
6/21/1992	\$1,500,000	Tom Kite	285 (-3)	Jeff Sluman - 287 (-1)	\$275,000	Pebble Beach GL, Pebble Beach, CA (72/6,799)
6/16/1991	\$1,300,000	Payne Stewart *	282 (-6)	Scott Simpson - 282 (-6)	\$235,000	Hazeltine National CC, Chaska, MN (72/7,149)
6/17/1990	\$1,200,000	Hale Irwin *	280 (-8)	Mike Donald - 280 (-8)	\$220,000	Medinah CC (No. 3), Medinah, IL (72/6,996)
6/18/1989	\$1,049,089	Curtis Strange	278 (-2)	Chip Beck - 279 (-1) Mark McCumber - 279 (-1) Ian Woosnam - 279 (-1)	\$200,000	Oak Hill CC, Rochester, NY (70/6,902)
6/19/1988	\$1,000,000	Curtis Strange *	278 (-6)	Nick Faldo - 278 (-6)	\$180,000	The Country Club, Brookline, MA (71/7,010)
6/21/1987	\$825,000	Scott Simpson	277 (-3)	Tom Watson - 278 (-2)	\$150,000	The Olympic Club, San Francisco, CA (70/6,714)
6/15/1986	\$700,000	Raymond Floyd	279 (-1)	Chip Beck - 281 (1) Lanny Wadkins - 281 (1)	\$115,000	Shinnecock Hills GC, Southampton, NY (70/6,912)
6/16/1985	\$650,000	Andy North	279 (-1)	Dave Barr - 280 T.C. Chen - 280 Denis Watson - 280	\$103,000	Oakland Hills CC, Birmingham, MI (70/6,996)
6/17/1984	\$602,324	Fuzzy Zoeller *	276 (-4)	Greg Norman - 276 (-4)	\$94,000	Winged Foot CC, Mamaroneck, NY (70/6,930)
6/16/1983	\$500,000	Larry Nelson	280 (-4)	Tom Watson - 281 (-3)	\$72,000	Oakmont CC, Oakmont, PA (71/6,972)
6/20/1982	\$375,000	Tom Watson	282 (-6)	Jack Nicklaus - 284 (-4)	\$60,000	Pebble Beach GL, Pebble Beach, CA (72/6,815)
6/21/1981	\$361,730	David Graham	273 (-7)	George Burns - 276 (-4) Bill Rogers - 276 (-4)	\$55,000	Merion GC, Ardome, PA (70/6,544)
6/15/1980	\$356,700	Jack Nicklaus	272 (-8)	Isao Aoki - 274 (-6)	\$55,000	Baltusrol GC, Springfield, NJ (70/7,076)
6/17/1979	\$315,400	Hale Irwin	284	Jerry Pate - 286 (2) Gary Player - 286 (2)	\$50,000	Inverness Club, Toledo, OH (71/6,982)
6/18/1978	\$295,200	Andy North	285 (1)	J.C. Snead - 286 (2) Dave Stockton - 286 (2)	\$45,000	Cherry Hills CC, Englewood, CO (71/7,083)
6/19/1977	\$285,500	Hubert Green	278 (-2)	Lou Graham - 279 (-1)	\$45,000	Southern Hills CC, Tulsa, OK (70/6,873)
6/20/1976	\$253,000	Jerry Pate	277 (-3)	Al Geiberger - 279 (-1) Tom Weiskopf - 279 (-1)	\$42,000	Atlanta Athletic Club, Duluth, GA (70/7,015)
6/22/1975	\$236,200	Lou Graham *	287 (3)	John Mahaffey - 287 (3)	\$40,000	Medinah CC (No. 3), Medinah, IL (71/7,032)
6/16/1974	\$219,900	Hale Irwin	287 (7)	Forrest Fezler - 289 (9)	\$35,000	Winged Foot CC, Mamaroneck, NY (70/6,961)
6/17/1973	\$219,400	Johnny Miller	279 (-1)	John Schlee - 280	\$35,000	Oakmont CC, Oakmont, PA (70/7,257)
6/18/1972	\$200,000	Jack Nicklaus	290 (2)	Bruce Crampton - 293 (5)	\$30,000	Pebble Beach GL, Pebble Beach, CA (72/6,815)
6/20/1971	\$200,000	Lee Trevino *	280	Jack Nicklaus - 280	\$30,000	Merion GC, Ardome, PA (70/6,544)
6/21/1970	\$203,500	Tony Jacklin	281 (-7)	Dave Hill - 288	\$30,000	Hazeltine National CC, Chaska, MN (72/7,151)
6/15/1969	\$196,900	Orville Moody	281 (1)	Deane Beman - 282 (2) Al Geiberger - 282 (2) Bob Rosburg - 282 (2)	\$30,000	Champions GC, Houston, TX (70/6,967)
6/16/1968	\$181,500	Lee Trevino	275 (-5)	Jack Nicklaus - 279 (-1)	\$30,000	Oak Hill CC, Rochester, NY (70/6,962)
6/18/1967	\$140,200	Jack Nicklaus	275 (-5)	Arnold Palmer - 279 (-1)	\$30,000	Baltusrol GC, Springfield, NJ (70/7,065)
6/20/1966	\$144,490	Billy Casper *	278 (-2)	Arnold Palmer - 278 (-2)	\$25,000	The Olympic Club, San Francisco, CA (70/6,719)
6/20/1965	\$121,890	Gary Player *	282 (2)	Kei Nagle - 282 (2)	\$25,000	Bellerive CC, St. Louis, MO (70/7,191)
6/20/1964	\$87,450	Ken Venturi	278 (-2)	Tommy Jacobs - 282 (2)	\$17,000	Congressional CC (Blue), Bethesda, MD (70/7,053)
6/23/1963	\$71,300	Julius Boros *	293 (9)	Jacky Cupit - 293 (9) Arnold Palmer - 293 (9)	\$16,000	The Country Club, Brookline, MA (71/6,870)
6/17/1962	\$68,800	Jack Nicklaus *	283 (-1)	Arnold Palmer - 283 (-1)	\$15,000	Oakmont CC, Oakmont, PA (71/6,894)
6/17/1961	\$60,500	Gene Littler	281 (1)	Bob Goalby - 282 (2) Doug Sanders - 282 (2)	\$14,000	Oakland Hills CC, Birmingham, MI (70/6,927)
6/18/1960	\$60,720	Arnold Palmer	280 (-4)	Jack Nicklaus - 282 (-2)	\$14,400	Cherry Hills CC, Englewood, CO (71/7,089)
6/13/1959	\$40,000	Billy Casper	282 (2)	Bob Rosburg - 283 (3)	\$12,000	Winged Foot CC, Mamaroneck, NY (70/6,873)
6/14/1958	\$35,000	Tommy Bolt	283 (3)	Gary Player - 287 (7)	\$8,000	Southern Hills CC, Tulsa, OK (70/6,907)
6/15/1957	\$28,560	Dick Mayer *	282 (2)	Cary Middlecoff - 282 (2)	\$7,200	Inverness Club, Toledo, OH (70/6,919)
6/16/1956	\$24,900	Cary Middlecoff	281 (1)	Julius Boros - 282 (2) Ben Hogan - 282 (2)	\$6,000	Oak Hill CC, Rochester, NY (70/6,902)
6/19/1955	\$15,480	Jack Fleck *	287 (7)	Ben Hogan - 287 (7)	\$6,000	The Olympic Club, San Francisco, CA (70/6,727)
6/19/1954	\$23,280	Ed Furgol	284 (4)	Gene Littler - 285 (5)	\$6,000	Baltusrol GC, Springfield, NJ (70/6,027)
6/13/1953	\$20,150	Ben Hogan	283 (-5)	Sam Snead - 289 (1)	\$5,000	Oakmont CC, Oakmont, PA (72/6,916)
6/14/1952	\$14,900	Julius Boros	281 (1)	Ed Oliver - 285 (5)	\$4,000	Northwood CC, Dallas, TX (70/6,782)
6/16/1951	\$14,800	Ben Hogan	287 (7)	Clayton Heafner - 289 (9)	\$4,000	Oakland Hills CC, Birmingham, MI (70/6,927)
6/10/1950	\$14,900	Ben Hogan *	287 (7)	George Fazio - 287 (7) Lloyd Mangrum - 287 (7)	\$4,000	Merion GC, Ardome, PA (70/6,694)

Tournament History

End Date	Purse	Winner	Score	Runner-Up	Earnings	Location (Par/Yards)
6/11/1949	\$10,000	Cary Middlecoff	286 (2)	Sam Snead - 287 (3) Clayton Heafner - 287 (3)	\$2,000	Medinah CC (No. 3), Medinah, IL (71/6,936)
6/12/1948	\$10,000	Ben Hogan	276 (-8)	Jimmy Demaret - 278 (-6)	\$2,000	Riviera CC, Pacific Palisades, CA (71/7,020)
6/15/1947	\$10,000	Lew Worsham *	282 (-2)	Sam Snead - 282 (-2)	\$2,000	St. Louis CC, Clayton, MO (71/6,532)
6/16/1946	\$8,000	Lloyd Mangrum *	284 (-4)	Byron Nelson - 284 (-4) Victor Ghezzi - 284 (-4)	\$1,500	Canterbury GC, Beechwood, OH (72/6,926)
6/7/1941	\$6,000	Craig Wood	284 (4)	Denny Shute - 287 (7)	\$1,000	Colonial CC, Fort Worth, TX (70/7,005)
6/8/1940	\$6,000	Lawson Little *	287 (-1)	Gene Sarazen - 287 (-1)	\$1,000	Canterbury GC, Beechwood, OH (72/6,894)
6/10/1939	\$6,000	Byron Nelson *	284 (8)	Craig Wood - 284 (8)	\$1,000	Philadelphia CC, Gladwyne, PA (69/6,786)
6/11/1938	\$6,000	Ralph Guldahl	284	Dick Metz - 290 (6)	\$1,000	Cherry Hills CC, Englewood, CO (71/6,888)
6/12/1937	\$6,000	Ralph Guldahl	281 (-7)	Sam Snead - 283 (-5)	\$1,000	Oakland Hills CC, Birmingham, MI (72/7,037)
6/6/1936	\$5,000	Tony Manero	282 (-6)	Harry Cooper - 284 (-4)	\$1,000	Baltusrol GC, Springfield, NJ (72/6,866)
6/8/1935	\$5,000	Sam Parks	299 (11)	Jimmy Thomson - 301 (13)	\$1,000	Oakmont CC, Oakmont, PA (72/6,981)
6/9/1934	\$5,000	Olin Dutra	293 (13)	Gene Sarazen - 294 (14)	\$1,000	Merion GC, Ardmore, PA (70/6,694)
6/10/1933	\$5,000	John Goodman	287 (-1)	Ralph Guldahl - 288		North Shore CC, Glenview, IL (72/6,927)
6/25/1932	\$5,000	Gene Sarazen	286 (6)	Bobby Cruickshank - 289 (9) Phil Perkins - 289 (9)	\$1,000	Fresh Meadow CC, Flushing, NY (70/6,815)
7/6/1931	\$5,000	Billy Burke *	292 (8)	George Von Elm - 292 (8)	\$1,000	Inverness Club, Toledo, OH (71/6,529)
7/12/1930	\$5,000	Bobby Jones	287 (-1)	Macdonald Smith - 289 (1)		Interlachen CC, Hopkins, MN (72/6,672)
6/30/1929	\$5,000	Bobby Jones *	294 (6)	Al Espinosa - 294 (6)		Winged Foot CC, Mamaroneck, NY (72/6,786)
6/23/1928		Johnny Farrell *	294 (10)	Bobby Jones - 294 (10)		Olympia Fields CC, Matterson, IL (71/6,725)
6/16/1927		Tommy Armour *	301 (13)	Harry Cooper - 301 (13)	\$500	Oakmont CC, Oakmont, PA (72/6,929)
7/10/1926	\$2,145	Bobby Jones	293 (5)	Joe Turnesa - 294 (6)		Scioto CC, Columbus, OH (72/6,675)
6/5/1925	\$1,745	Willie MacFarlane *	291 (7)	Bobby Jones - 291 (7)	\$500	Worcester CC, Worcester, MA (71/6,430)
6/7/1924		Cyril Walker	297	Bobby Jones - 300		Oakland Hills CC, Birmingham, MI (72/6,880)
7/15/1923		Bobby Jones *	296	Bobby Cruickshank - 296		Inwood CC, Inwood, NY (72/6,532)
7/15/1922		Gene Sarazen	288	John Black - 289 Bobby Jones - 289		Skokie CC, Glencoe, IL (70/6,563)
7/18/1921		James Barnes	289	Walter Hagen - 298 Fred McLeod - 298		Columbia CC, Chevy Chase, MD (70/6,380)
8/13/1920		Edward (TED) Ray	295	Jack Burke, Sr. - 296 Leo Diegel - 296 Jock Hutchison - 296 Harry Vardon - 296		Inverness Club, Toledo, OH (72/6,529)
6/11/1919		Walter Hagen *	301	Mike Brady - 301		Brae Burn CC, West Newton, MA (71/6,375)
6/30/1916		Charles Evans	286	Jock Hutchison - 288		Minikahda Club, Minneapolis, MN (71/6,130)
6/18/1915		Jerry Travers	297	Tom McNamara - 298		Baltusrol GC, Springfield, NJ (74/6,212)
8/21/1914		Walter Hagen	290	Charles Evans - 291		Midlothian CC, Blue Island, IL (72/6,355)
9/19/1913		Francis Ouimet *	304	Edward (TED) Ray - 304 Harry Vardon - 304		The Country Club, Brookline, MA (71/6,245)
8/2/1912		John McDermott	294	Tom McNamara - 296		CC of Buffalo, Buffalo, NY (74/6,326)
6/24/1911		John McDermott *	307	Mike Brady - 307 George Simpson - 307		Chicago GC, Wheaton, IL (76/6,605)
6/18/1910		Alex Smith *	298	Macdonald Smith - 298 John McDermott - 298		Philadelphia Cricket Club, Chestnut Hill, PA (73/5,956)
6/25/1909		George Sargent	290	Tom McNamara - 294		Englewood GC, Englewood, NJ (72/6,205)
8/28/1908		Fred McLeod *	322	Willie Smith - 322		Myopia Hunt Club, Hamilton, MA
6/21/1907		Alex Ross	302	Gil Nicholls - 304		Philadelphia Cricket Club, Chestnut Hill, PA (73/5,952)
6/30/1906		Alex Smith	295	Willie Smith - 302		Onwentsia Club, Lake Forest, IL (82/6,107)
9/22/1905		Willie Anderson	314	Alex Smith - 316		Myopia Hunt Club, Hamilton, MA
7/9/1904		Willie Anderson	303	Gil Nicholls - 308		Glen View GC, Chicago, IL
6/27/1903		Willie Anderson *	307	David Brown - 307		Baltusrol GC, Springfield, NJ
10/11/1902		Laurie Auchterlonie	307	Stewart Gardner - 313 Walter Travis - 313		Garden City GC, Garden City, NY
6/15/1901		Willie Anderson *	331	Alex Smith - 331		Myopia Hunt Club, Hamilton, MA
10/5/1900		Harry Vardon	313	J. Taylor - 315		Chicago GC, Wheaton, IL
9/15/1899		Willie Smith	315	Val Fitzjohn - 326 W.H. Way - 326 George Low Sr. - 326		Baltimore CC, Baltimore, MD
6/18/1898		Fred Herd	328	Alex Smith - 335		Myopia Hunt Club, Hamilton, MA
9/17/1897		Joe Lloyd	162	Willie Anderson - 163		Chicago GC, Wheaton, IL (76/6,236)
7/16/1896		James Foulis	152	Horace Rawlins - 155		Shinnecock Hills GC, Southampton, NY
10/4/1895		Horace Rawlins	173	Willie Dunn - 175		Newport GC, Newport, RI

* indicates playoff

Travelers Championship

Cromwell, Connecticut • June 25-28, 2020

TPC River Highlands

Par/Yards: 35-35--70 | 6,841

TRAVELERS
CHAMPIONSHIP

FedExCup Points (first): 500

**Winner: Dustin Johnson**

FedExCup Points: 500

69-64-61-67 261 (-19) | \$1,332,000

Leaders

Round 1

Mackenzie Hughes	60 (-10)
Viktor Hovland	63 (-7)
Xander Schauffele	63 (-7)
Rory McIlroy	63 (-7)
6 tied at position	64 (-6)
Dustin Johnson	69 (-1)

Round 2

Phil Mickelson	127 (-13)
Mackenzie Hughes	128 (-12)
Will Gordon	128 (-12)
Xander Schauffele	131 (-9)
Marc Leishman	131 (-9)
Brendon Todd	131 (-9)
Rory McIlroy	131 (-9)
Brendan Steele	131 (-9)
Dustin Johnson	133 (-7)

Round 3

Brendon Todd	192 (-18)
Dustin Johnson	194 (-16)
Kevin Streebman	195 (-15)
Mackenzie Hughes	196 (-14)
Bryson DeChambeau	197 (-13)
Kevin Na	197 (-13)

Order of Finish (cut: 36 HOLES: 68 professionals at -4 (136) or better.)

Pos	Player	Scores	Total	FedExCup Points	Earnings	Pos	Player	Scores	Total	FedExCup Points	Earnings	Pos	Player	Scores	Total	FedExCup Points	Earnings
1	Dustin Johnson	69 64 61 67	261 (-19)	500	\$1,332,000	T54	Kevin Chappell	68 68 69 69	274 (-6)	6	\$17,316	CUT	Sebastián Muñoz	70 70	140 (0)	--	--
2	Kevin Streelman	66 66 63 67	262 (-18)	300	\$806,600	T54	Jordan Spieth	67 69 69 69	274 (-6)	6	\$17,316	CUT	David Pastore	73 67	140 (0)	--	--
T3	Mackenzie Hughes	60 68 68 67	263 (-17)	163	\$436,600	T54	Austin Cook	71 65 69 69	274 (-6)	6	\$17,316	CUT	Sahithi Theegala	69 71	140 (0)	--	--
T3	Will Gordon	66 62 71 64	263 (-17)	--	\$436,600	T58	Sungjae Im	68 68 71 68	275 (-5)	5	\$16,872	CUT	Matthew NeSmith	70 70	140 (0)	--	--
5	Kevin Na	66 66 65 67	264 (-16)	110	\$303,400	T58	Marc Leishman	66 65 72 72	275 (-5)	5	\$16,872	CUT	Beau Hossler	73 67	140 (0)	--	--
T6	Ryan Armour	67 66 68 64	265 (-15)	86	\$233,470	T60	Troy Merritt	68 64 72 72	276 (-4)	5	\$16,502	CUT	Talor Gooch	69 71	140 (0)	--	--
T6	Brendan Steele	69 62 68 66	265 (-15)	86	\$233,470	T60	Emiliano Grillo	67 66 71 72	276 (-4)	5	\$16,502	CUT	J.J. Henry	69 71	140 (0)	--	--
T6	Scott Stallings	66 68 64 67	265 (-15)	86	\$233,470	T60	Shane Lowry	66 69 74 67	276 (-4)	5	\$16,502	CUT	Justin Rose	67 73	140 (0)	--	--
T6	Patton Kizzire	66 66 66 67	265 (-15)	86	\$233,470	63	Joaquin Niemann	68 66 68 75	277 (-3)	4	\$16,206	CUT	Davis Love III	74 67	141 (1)	--	--
T6	Bryson DeChambeau	65 67 65 68	265 (-15)	86	\$233,470	64	Ian Poulter	67 69 73 69	278 (-2)	4	\$16,058	CUT	Charl Schwartzel	71 70	141 (1)	--	--
T11	Doc Redman	68 67 69 63	267 (-13)	56	\$139,983	65	Scott Brown	69 66 72 72	279 (-1)	4	\$15,910	CUT	Jamie Lovemark	70 71	141 (1)	--	--
T11	Viktor Hovland	63 69 67 68	267 (-13)	56	\$139,983	66	Roger Sloan	67 69 71 73	280 (0)	4	\$15,762	CUT	Matt Every	70 71	141 (1)	--	--
T11	Patrick Cantlay	66 67 69 65	267 (-13)	56	\$139,983	67	Greg Chalmers	69 67 75 73	284 (4)	4	\$15,614	CUT	Dylan Frittelli	71 70	141 (1)	--	--
T11	Si Woo Kim	68 66 68 65	267 (-13)	56	\$139,983	68	Luke Donald	69 65 73 79	286 (6)	3	\$15,466	CUT	Keegan Bradley	67 74	141 (1)	--	--
T11	Abraham Ancer	67 65 66 69	267 (-13)	56	\$139,983	CUT	Bubba Watson	69 68	137 (-3)	--	--	CUT	Grayson Murray	68 73	141 (1)	--	--
T11	Brendon Todd	66 65 61 75	267 (-13)	56	\$139,983	CUT	Brian Gay	67 70	137 (-3)	--	--	CUT	Peter Kuest	73 68	141 (1)	--	--
T11	Zach Johnson	68 64 67 68	267 (-13)	56	\$139,983	CUT	Ryan Moore	67 70	137 (-3)	--	--	CUT	Sepp Straka	69 72	141 (1)	--	--
T11	Rory McIlroy	63 68 69 67	267 (-13)	56	\$139,983	CUT	Tim Wilkinson	69 68	137 (-3)	--	--	CUT	Matt Wallace	70 72	142 (2)	--	--
T11	Seung-Yul Noh	64 68 66 69	267 (-13)	56	\$139,983	CUT	Robert Streb	69 68	137 (-3)	--	--	CUT	Wyndham Clark	71 71	142 (2)	--	--
T20	Lucas Glover	66 68 71 63	268 (-12)	42	\$87,320	CUT	Brice Gamett	69 68	137 (-3)	--	--	CUT	Michael Kim	70 72	142 (2)	--	--
T20	Brian Stuard	65 67 68 68	268 (-12)	42	\$87,320	CUT	Tony Finau	68 69	137 (-3)	--	--	CUT	Zac Blair	69 73	142 (2)	--	--
T20	Joel Dahmen	67 68 68 65	268 (-12)	42	\$87,320	CUT	Branden Grace	68 69	137 (-3)	--	--	CUT	Justin Thomas	71 71	142 (2)	--	--
T20	Xander Schauffele	63 68 70 67	268 (-12)	42	\$87,320	CUT	Scottie Scheffler	70 67	137 (-3)	--	--	CUT	Kevin Tway	72 70	142 (2)	--	--
T24	Wesley Bryan	67 66 67 69	269 (-11)	32	\$57,628	CUT	Keith Mitchell	69 68	137 (-3)	--	--	CUT	Kevin Kisner	71 71	142 (2)	--	--
T24	Sam Burns	68 66 68 67	269 (-11)	32	\$57,628	CUT	Cameron Smith	69 68	137 (-3)	--	--	CUT	Ted Potter, Jr.	72 70	142 (2)	--	--
T24	Patrick Reed	70 66 69 64	269 (-11)	32	\$57,628	CUT	Matthew Wolff	68 69	137 (-3)	--	--	CUT	Rob Oppenheim	68 74	142 (2)	--	--
T24	Lanto Griffin	66 67 68 68	269 (-11)	32	\$57,628	CUT	Cameron Davis	66 71	137 (-3)	--	--	CUT	Bo Van Pelt	74 69	143 (3)	--	--
T24	Adam Long	67 69 65 68	269 (-11)	32	\$57,628	CUT	Adam Schenk	72 65	137 (-3)	--	--	CUT	D.J. Trahan	67 76	143 (3)	--	--
T24	Kyle Stanley	69 65 65 70	269 (-11)	32	\$57,628	CUT	Sam Ryder	66 72	138 (-2)	--	--	CUT	Aaron Baddeley	69 74	143 (3)	--	--
T24	Jhonattan Vegas	71 65 67 66	269 (-11)	32	\$57,628	CUT	Matthew Fitzpatrick	70 68	138 (-2)	--	--	CUT	Vijay Singh	75 68	143 (3)	--	--
T24	Phil Mickelson	64 63 71 71	269 (-11)	32	\$57,628	CUT	Tyler McCumber	65 73	138 (-2)	--	--	CUT	Cameron Tringale	70 73	143 (3)	--	--
T32	Sergio Garcia	64 70 70 66	270 (-10)	22	\$42,254	CUT	Max Homa	71 67	138 (-2)	--	--	CUT	Russell Knox	74 69	143 (3)	--	--
T32	Paul Casey	69 66 67 68	270 (-10)	22	\$42,254	CUT	Gary Woodland	70 68	138 (-2)	--	--	CUT	Bo Hoag	69 74	143 (3)	--	--
T32	Russell Henley	65 69 72 64	270 (-10)	22	\$42,254	CUT	Cheng Tsung Pan	72 66	138 (-2)	--	--	CUT	Harry Higgs	71 72	143 (3)	--	--
T32	Tyler Duncan	64 70 69 67	270 (-10)	22	\$42,254	CUT	Danny Lee	67 71	138 (-2)	--	--	CUT	Sebastian Cappelen	72 71	143 (3)	--	--
T32	Harold Varner III	66 69 69 66	270 (-10)	22	\$42,254	CUT	Brian Harman	70 68	138 (-2)	--	--	CUT	Robby Shelton	70 73	143 (3)	--	--
T37	Mark Hubbard	68 66 70 67	271 (-9)	18	\$34,410	CUT	Chris Stroud	66 72	138 (-2)	--	--	CUT	Collin Morikawa	72 71	143 (3)	--	--
T37	Tom Hoge	67 68 66 70	271 (-9)	18	\$34,410	CUT	Howard Swafford	71 67	138 (-2)	--	--	CUT	Stewart Cink	68 76	144 (4)	--	--
T37	Jon Rahm	66 68 66 71	271 (-9)	18	\$34,410	CUT	Carlos Ortiz	69 69	138 (-2)	--	--	CUT	Fabian Gómez	71 73	144 (4)	--	--
T37	Rafa Cabrera Bello	65 70 72 64	271 (-9)	18	\$34,410	CUT	Kyung-Hoon Lee	69 69	138 (-2)	--	--	CUT	Matt Jones	74 70	144 (4)	--	--
T41	Brandt Snedeker	67 69 66 70	272 (-8)	13	\$27,750	CUT	Billy Horschel	70 68	138 (-2)	--	--	CUT	David Hearn	72 72	144 (4)	--	--
T41	Charley Hoffman	67 67 65 73	272 (-8)	13	\$27,750	CUT	Hunter Mahan	67 71	138 (-2)	--	--	CUT	Scott Harrington	68 76	144 (4)	--	--
T41	Joseph Bramlett	69 65 71 67	272 (-8)	13	\$27,750	CUT	Ryan Palmer	67 71	138 (-2)	--	--	CUT	Bronson Burgoon	69 76	145 (5)	--	--
T41	Henrik Norlander	68 68 68 68	272 (-8)	13	\$27,750	CUT	Vaughn Taylor	70 69	139 (-1)	--	--	CUT	Peter Malnati	73 74	147 (7)	--	--
T41	Hank Lebioda	69 67 66 70	272 (-8)	13	\$27,750	CUT	Cameron Percy	67 72	139 (-1)	--	--	CUT	J.J. Spaun	78 69	147 (7)	--	--
T46	Richy Werenski	67 68 71 67	273 (-7)	9	\$19,869	CUT	Luke List	71 68	139 (-1)	--	--	CUT	Martin Trainer	77 77	154 (14)	--	--
T46	Aaron Wise	68 67 69 69	273 (-7)	9	\$19,869	CUT	Lucas Bjerregaard	69 70	139 (-1)	--	--	W/D	Denny McCarthy	67	67 (-3)	--	--
T46	Michael Thompson	64 71 70 68	273 (-7)	9	\$19,869	CUT	Jason Kokrak	70 69	139 (-1)	--	--	W/D	Bud Cauley	69	69 (-1)	--	--
T46	Byeong Hun An	68 68 69 68	273 (-7)	9	\$19,869	CUT	Danny Willett	68 71	139 (-1)	--	--						
T46	Sung Kang	65 67 70 71	273 (-7)	9	\$19,869	CUT	James Hahn	70 69	139 (-1)	--	--						
T46	Jason Day	67 69 69 68	273 (-7)	9	\$19,869	CUT	Xinjun Zhang	68 71	139 (-1)	--	--						
T46	Louis Oosthuizen	64 70 71 68	273 (-7)	9	\$19,869	CUT	Corey Connors	73 66	139 (-1)	--	--						
T46	Chez Reavie	70 66 68 69	273 (-7)	9	\$19,869	CUT	Patrick Rodgers	67 72	139 (-1)	--	--						
T54	Jim Furyk	69 65 70 70	274 (-6)	6	\$17,316	CUT	J.T. Poston	70 69	139 (-1)	--	--						

Notes

Dustin Johnson won the Travelers Championship by one stroke over Kevin Streebman, earning his 21st PGA TOUR title and extending his streak of consecutive seasons with at least one win to 13. The win marked Johnson's first since the 2019 World Golf Championships-Mexico Championship.

Dustin Johnson became the fourth player to win in each of his first 13 seasons on TOUR, joining Jack Nicklaus, Arnold Palmer and Tiger Woods, and the 34th player in PGA TOUR history with at least 21 wins.

With a third-round 61, Dustin Johnson recorded his first career 18-hole score of 61 or better on TOUR. He led the field in Par-4 Scoring Average (3.71).

Kevin Streebman earned his second runner-up of the season with a solo-second. Streebman made birdie on both par 5s in all four rounds, recording a par-5 birdie-or-better percentage of 100 for the first time in his career. Became the first player to accomplish the feat since Rob Oppenheim at the 2020 Sony Open in Hawaii.

Playing on a sponsor exemption, Will Gordon finished T3 to qualify for Special Temporary Membership for the remainder of the season. He shot a second-round 62, his first career sub-65 score on TOUR, and led the field in Birdies with 27.

Mackenzie Hughes shot a first-round 60, his first career score of 60 or better, en route to a T3. Hughes missed a 40-foot, 8-inch putt at his 18th hole (No. 9) in his attempt to shoot the 12th sub-60 score in PGA TOUR history.

Two-time Travelers Championship winner Phil Mickelson (T24) held the 36-hole lead after opening with scores of 64-63. Mickelson had never previously recorded a score of 64 or better in each of the first two rounds on TOUR.

Defending champion Chez Reavie finished T46.

WEATHER: Thursday: Mostly sunny. High of 87. Wind SW 8-16 mph. **Friday:** Partly cloudy. High of 88. Wind W 6-12 mph. **Saturday:** Due to the threat of inclement weather in the afternoon, third-round tee times featured threesomes off Nos. 1 and 10 from 7:15 - 9:15 a.m. Mostly cloudy with intermittent showers. High of 83. Wind SSW 6-12 mph. **Sunday:** Partly cloudy. High of 86. Wind SW 5-10 mph. Due to a dangerous weather situation, the final round was suspended for 58 minutes from 5:17 p.m. until 6:15 p.m.

Tournament Record: 258

Kenny Perry (2009)

TPC River Highlands: 58

Jim Furyk (2016)

Tournament History

End Date	Purse	Winner	Score	Runner-Up	Earnings	Location (Par/Yards)
Travelers Championship						
6/28/2020	\$7,400,000	Dustin Johnson	261 (-19)	Kevin Streelman - 262 (-18)	\$1,332,000	TPC River Highlands, Cromwell, CT (70/6,841)
6/23/2019	\$7,200,000	Chez Reavie	263 (-17)	Zack Sucher - 267 (-13) Keegan Bradley - 267 (-13)	\$1,296,000	TPC River Highlands, Cromwell, CT (70/6,841)
6/24/2018	\$7,000,000	Bubba Watson	263 (-17)	Stewart Cink - 266 (-14) Paul Casey - 266 (-14) J.B. Holmes - 266 (-14) Beau Hossler - 266 (-14)	\$1,260,000	TPC River Highlands, Cromwell, CT (70/6,841)
6/25/2017	\$6,800,000	Jordan Spieth *	268 (-12)	Daniel Berger - 268 (-12)	\$1,224,000	TPC River Highlands, Cromwell, CT (70/6,841)
8/7/2016	\$6,600,000	Russell Knox	266 (-14)	Jerry Kelly - 267 (-13)	\$1,188,000	TPC River Highlands, Cromwell, CT (70/6,841)
6/28/2015	\$6,400,000	Bubba Watson *	264 (-16)	Paul Casey - 264 (-16)	\$1,152,000	TPC River Highlands, Cromwell, CT (70/6,841)
6/22/2014	\$6,200,000	Kevin Streelman	265 (-15)	Sergio Garcia - 266 (-14) K.J. Choi - 266 (-14)	\$1,116,000	TPC River Highlands, Cromwell, CT (70/6,841)
6/23/2013	\$6,100,000	Ken Duke *	268 (-12)	Chris Stroud - 268 (-12)	\$1,098,000	TPC River Highlands, Cromwell, CT (70/6,854)
6/24/2012	\$6,000,000	Marc Leishman	266 (-14)	Charley Hoffman - 267 (-13) Bubba Watson - 267 (-13)	\$1,080,000	TPC River Highlands, Cromwell, CT (70/6,841)
6/26/2011	\$6,000,000	Freddie Jacobson	260 (-20)	John Rollins - 261 (-19) Ryan Moore - 261 (-19)	\$1,080,000	TPC River Highlands, Cromwell, CT (70/6,841)
6/27/2010	\$6,000,000	Bubba Watson *	266 (-14)	Scott Verplank - 266 (-14) Corey Pavin - 266 (-14)	\$1,080,000	TPC River Highlands, Cromwell, CT (70/6,841)
6/28/2009	\$6,000,000	Kenny Perry	258 (-22)	David Toms - 261 (-19) Paul Goydos - 261 (-19)	\$1,080,000	TPC River Highlands, Cromwell, CT (70/6,837)
6/22/2008	\$6,000,000	Stewart Cink	262 (-18)	Tommy Armour III - 263 (-17) Hunter Mahan - 263 (-17)	\$1,080,000	TPC River Highlands, Cromwell, CT (70/6,837)
6/24/2007	\$6,000,000	Hunter Mahan *	265 (-15)	Jay Williamson - 265 (-15)	\$1,080,000	TPC River Highlands, Cromwell, CT (70/6,820)
Buick Championship						
7/2/2006	\$4,400,000	J.J. Henry	266 (-14)	Hunter Mahan - 269 (-11) Ryan Moore - 269 (-11)	\$792,000	TPC River Highlands, Cromwell, CT (70/6,820)
8/28/2005	\$4,300,000	Brad Faxon *	266 (-14)	Tjaart van der Walt - 266 (-14)	\$774,000	TPC River Highlands, Cromwell, CT (70/6,820)
8/29/2004	\$4,200,000	Woody Austin *	270 (-10)	Tim Herron - 270 (-10)	\$756,000	TPC River Highlands, Cromwell, CT (70/6,820)
Greater Hartford Open						
7/27/2003	\$4,000,000	Peter Jacobsen	266 (-14)	Chris Riley - 268 (-12)	\$720,000	TPC River Highlands, Cromwell, CT (70/6,820)
Canon Greater Hartford Open						
6/23/2002	\$4,000,000	Phil Mickelson	266 (-14)	Davis Love III - 267 (-13) Jonathan Kaye - 267 (-13)	\$720,000	TPC River Highlands, Cromwell, CT (70/6,820)
7/1/2001	\$3,100,000	Phil Mickelson	264 (-16)	Billy Andrade - 265 (-15)	\$558,000	TPC River Highlands, Cromwell, CT (70/6,820)
7/2/2000	\$2,800,000	Notah Begay III	260 (-20)	Mark Calcavecchia - 261 (-19)	\$504,000	TPC River Highlands, Cromwell, CT (70/6,820)
8/1/1999	\$2,500,000	Brent Geiberger	262 (-18)	Skip Kendall - 265 (-15)	\$450,000	TPC River Highlands, Cromwell, CT (70/6,820)
7/5/1998	\$2,000,000	Olin Browne *	266 (-14)	Larry Mize - 266 (-14) Stewart Cink - 266 (-14)	\$360,000	TPC River Highlands, Cromwell, CT (70/6,820)
7/27/1997	\$1,500,000	Stewart Cink	267 (-13)	Tom Byrum - 268 (-12) Brandel Chamblee - 268 (-12) Jeff Maggert - 268 (-12)	\$270,000	TPC River Highlands, Cromwell, CT (70/6,820)
6/30/1996	\$1,500,000	D.A. Weibring	270 (-10)	Tom Kite - 274 (-6)	\$270,000	TPC River Highlands, Cromwell, CT (70/6,820)
6/25/1995	\$1,200,000	Greg Norman	267 (-13)	Kirk Triplett - 269 (-11) Grant Waite - 269 (-11) Dave Stockton, Jr. - 269 (-11)	\$216,000	TPC River Highlands, Cromwell, CT (70/6,820)
6/26/1994	\$1,200,000	David Frost	268 (-12)	Greg Norman - 269 (-11)	\$216,000	TPC River Highlands, Cromwell, CT (70/6,820)
6/27/1993	\$1,000,000	Nick Price	271 (-9)	Dan Forsman - 272 (-8) Roger Maltbie - 272 (-8)	\$180,000	TPC River Highlands, Cromwell, CT (70/6,820)
8/2/1992	\$1,000,000	Lanny Wadkins	274 (-6)	Dan Forsman - 276 (-4) Donnie Hammond - 276 (-4) Nick Price - 276 (-4)	\$180,000	TPC River Highlands, Cromwell, CT (70/6,820)
7/28/1991	\$1,000,000	Billy Ray Brown *	271 (-9)	Rick Fehr - 271 (-9) Corey Pavin - 271 (-9)	\$180,000	TPC River Highlands, Cromwell, CT (70/6,820)
7/1/1990	\$1,000,000	Wayne Levi	267 (-13)	Mark Calcavecchia - 269 (-11) Brad Fabel - 269 (-11) Rocco Mediate - 269 (-11) Chris Perry - 269 (-11)	\$180,000	TPC Conneticut, Cromwell, CT (70/6,531)
7/9/1989	\$1,000,000	Paul Azinger	267 (-17)	Wayne Levi - 268 (-16)	\$180,000	TPC Conneticut, Cromwell, CT (71/6,786)
Canon Sammy Davis Jr.-Greater Hartford Open						
7/24/1988	\$700,000	Mark Brooks *	269 (-15)	Dave Barr - 269 (-15) Joey Sindelar - 269 (-15)	\$126,000	TPC Conneticut, Cromwell, CT (71/6,786)
6/28/1987	\$700,000	Paul Azinger	269 (-15)	Dan Forsman - 270 (-14) Wayne Levi - 270 (-14)	\$126,000	TPC Conneticut, Cromwell, CT (71/6,786)
7/6/1986	\$700,000	Mac O'Grady *	269 (-15)	Roger Maltbie - 269 (-15)	\$126,000	TPC Conneticut, Cromwell, CT (71/6,786)
7/28/1985	\$600,000	Phil Blackmar *	271 (-13)	Jodie Mudd - 271 (-13) Dan Pohl - 271 (-13)	\$108,000	TPC Conneticut, Cromwell, CT (71/6,786)
Sammy Davis Jr.-Greater Hartford Open						
7/29/1984	\$400,000	Peter Jacobsen	269 (-15)	Mark O'Meara - 271 (-13)	\$72,000	TPC Conneticut, Cromwell, CT (71/6,786)
8/21/1983	\$300,000	Curtis Strange	268 (-16)	Jay Haas - 269 (-15) Jack Renner - 269 (-15)	\$54,000	Wethersfield CC, Wethersfield, CT (71/6,568)
8/15/1982	\$300,000	Tim Norris	259 (-25)	Raymond Floyd - 265 (-19) Hubert Green - 265 (-19)	\$54,000	Wethersfield CC, Wethersfield, CT (71/6,568)
8/16/1981	\$300,000	Hubert Green	264 (-20)	Bobby Clampett - 265 (-19) Fred Couples - 265 (-19) Roger Maltbie - 265 (-19)	\$54,000	Wethersfield CC, Wethersfield, CT (71/6,568)
7/27/1980	\$300,000	Howard Twitty *	266 (-18)	Jim Simons - 266 (-18)	\$54,000	Wethersfield CC, Wethersfield, CT (71/6,568)
8/12/1979	\$300,000	Jerry McGee	267 (-17)	Jack Renner - 268 (-16)	\$54,000	Wethersfield CC, Wethersfield, CT (71/6,568)
7/30/1978	\$210,000	Rod Funseth	264 (-20)	Dale Douglass - 268 (-16) Lee Elder - 268 (-16) Billy Kratzert - 268 (-16)	\$42,000	Wethersfield CC, Wethersfield, CT (71/6,568)
8/7/1977	\$210,000	Billy Kratzert	265 (-19)	Grier Jones - 268 (-16) Larry Nelson - 268 (-16)	\$42,000	Wethersfield CC, Wethersfield, CT (71/6,568)
8/22/1976	\$210,000	Rik Massengale	266 (-18)	Al Geiberger - 268 (-16) J.C. Snead - 268 (-16)	\$42,000	Wethersfield CC, Wethersfield, CT (71/6,568)
8/17/1975	\$200,000	Don Bies *	267 (-17)	Hubert Green - 267 (-17)	\$40,000	Wethersfield CC, Wethersfield, CT (71/6,568)
8/18/1974	\$200,000	Dave Stockton	268 (-16)	Raymond Floyd - 272 (-12)	\$40,000	Wethersfield CC, Wethersfield, CT (71/6,568)
9/3/1973	\$200,000	Billy Casper	264 (-20)	Bruce Devlin - 265 (-19)	\$40,000	Wethersfield CC, Wethersfield, CT (71/6,568)
Greater Hartford Open Invitational						
9/4/1972	\$125,000	Lee Trevino *	269 (-15)	Lee Elder - 269 (-15)	\$25,000	Wethersfield CC, Wethersfield, CT (71/6,568)
9/6/1971	\$110,000	George Archer *	268 (-16)	Lou Graham - 268 (-16) J.C. Snead - 268 (-16)	\$22,000	Wethersfield CC, Wethersfield, CT (71/6,568)
9/7/1970	\$100,000	Bob Murphy	267 (-17)	Paul Hamey - 271 (-13)	\$20,000	Wethersfield CC, Wethersfield, CT (71/6,568)
9/1/1969	\$100,000	Bob Lunn *	268 (-16)	Dave Hill - 268 (-16)	\$20,000	Wethersfield CC, Wethersfield, CT (71/6,568)
9/8/1968	\$100,000	Billy Casper	266 (-18)	Bruce Crampton - 269 (-15)	\$20,000	Wethersfield CC, Wethersfield, CT (71/6,568)
8/20/1967	\$100,000	Charles Sifford	272 (-12)	Steve Oppermann - 273 (-11)	\$20,000	Wethersfield CC, Wethersfield, CT (71/6,568)
Insurance City Open Invitational						
8/21/1966	\$100,000	Art Wall	266 (-18)	Wes Ellis - 268 (-16)	\$20,000	Wethersfield CC, Wethersfield, CT (71/6,568)
7/25/1965	\$70,000	Billy Casper *	274 (-10)	Johnny Pott - 274 (-10)	\$11,000	Wethersfield CC, Wethersfield, CT (71/6,568)
7/26/1964	\$50,000	Ken Venturi	273 (-11)	Al Bessellink - 274 (-10) Jim Grant - 274 (-10) Paul Bondeson - 274 (-10) Sam Carmichael - 274 (-10)	\$7,500	Wethersfield CC, Wethersfield, CT (71/6,568)

Tournament History

End Date	Purse	Winner	Score	Runner-Up	Earnings	Location (Par/Yards)
8/18/1963	\$40,000	Billy Casper	271 (-13)	George Bayer - 272 (-12)	\$6,400	Wethersfield CC, Wethersfield, CT (71/6,568)
8/5/1962	\$35,000	Bob Goalby *	271 (-13)	Art Wall - 271 (-13)	\$5,300	Wethersfield CC, Wethersfield, CT (71/6,568)
8/13/1961	\$30,000	Billy Maxwell *	271 (-13)	Ted Kroll - 271 (-13)	\$4,300	Wethersfield CC, Wethersfield, CT (71/6,568)
8/7/1960	\$25,000	Arnold Palmer *	270 (-14)	Bill Collins - 270 (-14) Jack Fleck - 270 (-14)	\$3,500	Wethersfield CC, Wethersfield, CT (71/6,568)
7/19/1959	\$25,000	Gene Littler	272 (-12)	Tom Nieporte - 273 (-11)	\$3,500	Wethersfield CC, Wethersfield, CT (71/6,568)
7/13/1958	\$25,000	Jack Burke, Jr.	268 (-16)	Dow Finsterwald - 271 (-13) Art Wall - 271 (-13)	\$3,500	Wethersfield CC, Wethersfield, CT (71/6,568)
9/2/1957	\$20,000	Gardner Dickinson	272 (-12)	George Bayer - 274 (-10)	\$2,800	Wethersfield CC, Wethersfield, CT (71/6,568)
Insurance City Open						
7/1/1956	\$20,000	Arnold Palmer *	274 (-10)	Ted Kroll - 274 (-10)	\$4,000	Wethersfield CC, Wethersfield, CT (71/6,568)
9/5/1955	\$20,000	Sam Snead	269 (-15)	Fred Hawkins - 276 (-8) Mike Souchak - 276 (-8)	\$4,000	Wethersfield CC, Wethersfield, CT (71/6,568)
6/28/1954	\$15,000	Tommy Bolt *	271 (-13)	Earl Stewart - 271 (-13)	\$2,400	Wethersfield CC, Wethersfield, CT (71/6,568)
8/30/1953	\$15,000	Bob Toski	269 (-15)	Jim Ferrier - 270 (-14)	\$2,400	Wethersfield CC, Wethersfield, CT (71/6,568)
9/1/1952	\$15,000	Ted Kroll	273 (-11)	Earl Stewart - 277 (-7) Lawson Little - 277 (-7) Skee Riegel - 277 (-7)	\$2,400	Wethersfield CC, Wethersfield, CT (71/6,568)

* indicates playoff

Rocket Mortgage Classic

Detroit, Michigan • July 2-5, 2020

Detroit Golf Club

Par/Yards: 36-36--72 | 7,340



Winner: Bryson DeChambeau

FedExCup Points: 500

66-67-67-65 265 (-23) | \$1,350,000

Leaders

Round 1

Kevin Kisner	65 (-7)
Scott Stallings	65 (-7)
Doc Redman	65 (-7)
Bryson DeChambeau	66 (-6)
Matt Wallace	66 (-6)
Peter Malnati	66 (-6)
J.J. Spaun	66 (-6)
Chase Seifert	66 (-6)
Emiliano Grillo	66 (-6)
Chris Stroud	66 (-6)

Round 2

Webb Simpson	132 (-12)
Chris Kirk	132 (-12)
Seamus Power	133 (-11)
Ryan Armour	133 (-11)
Richy Werenski	133 (-11)
Mark Hubbard	133 (-11)
Matthew Wolff	133 (-11)
Bryson DeChambeau	133 (-11)

Round 3

Matthew Wolff	197 (-19)
Bryson DeChambeau	200 (-16)
Ryan Armour	200 (-16)
Seamus Power	202 (-14)
Chris Kirk	202 (-14)
Troy Merritt	202 (-14)
Mark Hubbard	202 (-14)

Order of Finish (cut: 36 HOLES: 70 professionals at -5 (139) or better.)

Pos	Player	Scores	Total	FedExCup Points	Earnings	Pos	Player	Scores	Total	FedExCup Points	Earnings	Pos	Player	Scores	Total	FedExCup Points	Earnings
1	Bryson DeChambeau	66 67 67 65	265 (-23)	500	\$1,350,000	T53	Sungjae Im	70 69 70 70	279 (-9)	6	\$17,738	CUT	Sahith Theegala	73 69	142 (-2)	--	--
2	Matthew Wolff	69 64 64 71	268 (-20)	300	\$817,500	T53	Tyler Duncan	68 70 70 71	279 (-9)	6	\$17,738	CUT	Doug Ghim	71 71	142 (-2)	--	--
3	Kevin Kisner	65 69 70 66	270 (-18)	190	\$517,500	T57	SiWoo Kim	71 67 70 72	280 (-8)	5	\$17,025	CUT	Will Gordon	71 71	142 (-2)	--	--
T4	Ryan Armour	69 64 67 72	272 (-16)	109	\$300,000	T57	Zac Blair	70 68 69 73	280 (-8)	5	\$17,025	CUT	Christiaan Bezuidenhout	71 71	142 (-2)	--	--
T4	Danny Willett	71 68 67 66	272 (-16)	109	\$300,000	T57	Seung-Yul Noh	68 71 70 71	280 (-8)	5	\$17,025	CUT	Robby Shelton	73 69	142 (-2)	--	--
T4	Adam Hadwin	67 69 69 67	272 (-16)	109	\$300,000	T57	Johnson Wagner	67 71 70 72	280 (-8)	5	\$17,025	CUT	Michael Kim	73 70	143 (-1)	--	--
T4	Tyrrrell Hatton	68 67 69 68	272 (-16)	109	\$300,000	T57	Brendon Todd	68 69 70 73	280 (-8)	5	\$17,025	CUT	Peter Kuest	71 72	143 (-1)	--	--
T8	Troy Merritt	68 67 67 71	273 (-15)	78	\$211,875	T62	Kevin Chappell	69 69 66 77	281 (-7)	5	\$16,500	CUT	Hank Lebioda	71 72	143 (-1)	--	--
T8	Webb Simpson	68 64 71 70	273 (-15)	78	\$211,875	T62	Josh Teater	70 69 72 70	281 (-7)	5	\$16,500	CUT	Sebastián Muñoz	73 70	143 (-1)	--	--
T8	Sepp Straka	68 66 72 67	273 (-15)	78	\$211,875	T64	Mark Anderson	68 68 73 73	282 (-6)	4	\$16,200	CUT	Kyle Stanley	74 69	143 (-1)	--	--
T8	Maverick McNealy	68 68 71 66	273 (-15)	78	\$211,875	T64	Michael Thompson	69 68 73 72	282 (-6)	4	\$16,200	CUT	Aaron Baddeley	71 72	143 (-1)	--	--
T12	Viktor Hovland	69 67 67 71	274 (-14)	54	\$131,875	66	Ted Potter, Jr.	68 68 69 78	283 (-5)	4	\$15,975	CUT	Bill Haas	68 75	143 (-1)	--	--
T12	Matt Wallace	66 69 68 71	274 (-14)	54	\$131,875	67	Steve Stricker	70 67 71 76	284 (-4)	4	\$15,825	CUT	Kevin Tway	72 71	143 (-1)	--	--
T12	Cameron Champ	69 68 71 66	274 (-14)	54	\$131,875	T68	Bo Van Pelt	70 69 73 73	285 (-3)	3	\$15,600	CUT	Shawn Stefani	69 74	143 (-1)	--	--
T12	Henrik Norlander	67 70 69 68	274 (-14)	54	\$131,875	T68	Zack Sucher	69 69 74 73	285 (-3)	3	\$15,600	CUT	Martin Trainer	71 72	143 (-1)	--	--
T12	Seamus Power	67 66 69 72	274 (-14)	54	\$131,875	70	Harry Higgs	69 70 78 73	290 (2)	3	\$15,375	CUT	James Hahn	67 76	143 (-1)	--	--
T12	Jonathan Byrd	70 69 67 68	274 (-14)	54	\$131,875	CUT	Roger Sloan	72 68	140 (-4)	--	--	CUT	Michael Gligic	72 71	143 (-1)	--	--
T12	Rickie Fowler	67 71 69 67	274 (-14)	54	\$131,875	CUT	Ben Martin	73 67	140 (-4)	--	--	CUT	Patton Kizzire	71 72	143 (-1)	--	--
T12	Tom Lewis	68 71 66 69	274 (-14)	54	\$131,875	CUT	Sam Ryder	68 72	140 (-4)	--	--	CUT	Ryan Blaum	70 73	143 (-1)	--	--
T12	Mark Hubbard	67 66 69 72	274 (-14)	54	\$131,875	CUT	Peter Malnati	66 74	140 (-4)	--	--	CUT	Tim Wilkinson	73 71	144 (0)	--	--
T21	Kristoffer Ventura	69 68 68 70	275 (-13)	36	\$69,042	CUT	Chesson Hadley	71 69	140 (-4)	--	--	CUT	Jimmy Walker	74 70	144 (0)	--	--
T21	Lanto Griffin	70 66 70 69	275 (-13)	36	\$69,042	CUT	Greg Chalmers	72 68	140 (-4)	--	--	CUT	Rob Oppenheim	72 72	144 (0)	--	--
T21	Chris Kirk	67 65 70 73	275 (-13)	36	\$69,042	CUT	Vijay Singh	70 70	140 (-4)	--	--	CUT	James Nicholas	70 74	144 (0)	--	--
T21	Hideki Matsuyama	71 68 65 71	275 (-13)	36	\$69,042	CUT	Ricky Barnes	73 67	140 (-4)	--	--	CUT	Scottie Scheffler	79 65	144 (0)	--	--
T21	Lucas Glover	67 70 71 67	275 (-13)	36	\$69,042	CUT	Nate Lashley	71 69	140 (-4)	--	--	CUT	Erik van Rooyen	75 70	145 (1)	--	--
T21	Luke List	69 67 67 72	275 (-13)	36	\$69,042	CUT	Jason Day	70 70	140 (-4)	--	--	CUT	Chandler Phillips	71 74	145 (1)	--	--
T21	Doc Redman	65 70 70 70	275 (-13)	36	\$69,042	CUT	Matt Every	72 68	140 (-4)	--	--	CUT	Alex Noren	72 73	145 (1)	--	--
T21	Wesley Bryan	69 69 65 72	275 (-13)	36	\$69,042	CUT	Scott Brown	68 72	140 (-4)	--	--	CUT	John Senden	72 73	145 (1)	--	--
T21	Richy Werenski	67 66 72 70	275 (-13)	36	\$69,042	CUT	Cameron Davis	71 69	140 (-4)	--	--	CUT	Xinjun Zhang	71 74	145 (1)	--	--
T30	Adam Schenk	68 71 66 71	276 (-12)	23	\$43,042	CUT	Dominic Bozzelli	69 71	140 (-4)	--	--	CUT	Tom Hoge	73 72	145 (1)	--	--
T30	Sam Burns	68 69 69 70	276 (-12)	23	\$43,042	CUT	Tyler McCumber	73 68	141 (-3)	--	--	CUT	Robert Streb	72 73	145 (1)	--	--
T30	J.J. Spaun	66 69 70 71	276 (-12)	23	\$43,042	CUT	Chase Seifert	66 75	141 (-3)	--	--	CUT	Sebastian Cappelen	72 73	145 (1)	--	--
T30	Chris Stroud	66 71 69 70	276 (-12)	23	\$43,042	CUT	Ben Taylor	72 69	141 (-3)	--	--	CUT	Lucas Bjerregaard	69 76	145 (1)	--	--
T30	Fabián Gómez	70 68 66 72	276 (-12)	23	\$43,042	CUT	J.T. Poston	69 72	141 (-3)	--	--	CUT	Roberto Castro	73 73	146 (2)	--	--
T30	Brian Stuard	68 67 73 68	276 (-12)	23	\$43,042	CUT	Aaron Wise	72 69	141 (-3)	--	--	CUT	Vincent Whaley	71 75	146 (2)	--	--
T30	Harold Varner III	70 67 70 69	276 (-12)	23	\$43,042	CUT	Jamie Lovemark	68 73	141 (-3)	--	--	CUT	Kramer Hickok	72 75	147 (3)	--	--
T30	Cameron Tringale	68 67 72 69	276 (-12)	23	\$43,042	CUT	Bronson Burgoon	73 68	141 (-3)	--	--	CUT	Kurt Kitayama	71 76	147 (3)	--	--
T30	Hudson Swafford	67 68 72 69	276 (-12)	23	\$43,042	CUT	Brandon Grace	70 71	141 (-3)	--	--	CUT	Andrew Putnam	74 73	147 (3)	--	--
T39	Emiliano Grillo	66 70 71 70	277 (-11)	15	\$30,375	CUT	David Hearn	71 70	141 (-3)	--	--	CUT	Beau Hossler	72 75	147 (3)	--	--
T39	Scott Harrington	71 66 67 73	277 (-11)	15	\$30,375	CUT	Matt Jones	73 68	141 (-3)	--	--	CUT	Nelson Ledesma	73 74	147 (3)	--	--
T39	Scott Stallings	65 71 70 71	277 (-11)	15	\$30,375	CUT	Bo Hoag	72 69	141 (-3)	--	--	CUT	Wes Roach	77 70	147 (3)	--	--
T39	George McNeill	67 71 71 68	277 (-11)	15	\$30,375	CUT	Grayson Murray	74 67	141 (-3)	--	--	CUT	D.J. Trahan	73 74	147 (3)	--	--
T39	Brandon Hagy	67 68 73 69	277 (-11)	15	\$30,375	CUT	Russell Knox	70 71	141 (-3)	--	--	CUT	Rafa Cabrera Bello	75 72	147 (3)	--	--
T39	Austin Cook	69 70 72 66	277 (-11)	15	\$30,375	CUT	Joseph Bramlett	70 72	142 (-2)	--	--	CUT	Rory Sabbatini	76 72	148 (4)	--	--
T45	Patrick Rodgers	69 70 69 70	278 (-10)	9	\$21,019	CUT	Patrick Reed	70 72	142 (-2)	--	--	CUT	Brian Gay	73 76	149 (5)	--	--
T45	Michael Gelleman	68 70 68 72	278 (-10)	9	\$21,019	CUT	Charl Schwartzel	70 72	142 (-2)	--	--	CUT	Donnie Trosper	78 77	155 (11)	--	--
T45	Ajunt Atwal	70 69 66 73	278 (-10)	9	\$21,019	CUT	Jason Dufner	74 68	142 (-2)	--	--	W/D	Kevin Na	72	72 (0)	--	--
T45	Pat Perez	68 68 70 72	278 (-10)	9	\$21,019	CUT	Bubba Watson	71 71	142 (-2)	--	--	W/D	Talor Gooch	76	76 (4)	--	--
T45	Kyung-Hoon Lee	69 69 72 68	278 (-10)	9	\$21,019	CUT	Cameron Percy	71 71	142 (-2)	--	--						
T45	Keegan Bradley	69 69 73 67	278 (-10)	9	\$21,019	CUT	Cheng Tsung Pan	73 69	142 (-2)	--	--						
T45	Rhein Gibson	67 72 68 71	278 (-10)	9	\$21,019	CUT	Peter Uihlein	72 70	142 (-2)	--	--						
T45	Chris Baker	69 68 68 73	278 (-10)	9	\$21,019	CUT	Ryan Brehm	71 71	142 (-2)	--	--						
T53	Luke Donald	69 70 69 71	279 (-9)	6	\$17,738	CUT	Brian Harman	71 71	142 (-2)	--	--						
T53	Tony Finau	69 70 66 74	279 (-9)	6	\$17,738	CUT	Brandt Snedeker	73 69	142 (-2)	--	--						

Notes

Bryson DeChambeau earned his sixth career PGA TOUR title at the Rocket Mortgage Classic, defeating Matthew Wolff by three strokes. The win came in DeChambeau's 104th career start and marked his first win since the 2018 Shriners Hospitals for Children Open.

DeChambeau became the first winner in the ShotLink era (since 2003) to lead the field in Strokes Gained: Off-the-Tee and Strokes Gained: Putting. He also led the field in Driving Distance (350.6 yards) and Par-4 Scoring Average (3.68).

In the four events to begin the PGA TOUR's return from the suspension of the season due to the COVID-19 pandemic, DeChambeau earned four top-10s. He was the only player to finish in the top-10 in all four events.

Bryson DeChambeau extended his streak of consecutive seasons with a win to start his career to four.

Matthew Wolff finished solo-second, his best result since winning the 2019 3M Open. He held a three-stroke 54-hole lead, the second 54-hole lead/co-lead of his career (first: 2019 3M Open).

With 25 birdies and eagles combined through 54 holes, Matthew Wolff became the first player of the season to record 25 or more Par Breakers through 54 holes at any tournament. He made six consecutive birdies in the second round, his second career Birdie Streak of six or more (first: 6/2019 3M Open).

Chris Kirk (T21) and Webb Simpson (T8) shared the 36-hole lead. In Kirk's most recent start prior to the event, he won The King & Bear Classic at World Golf Village on the Korn Ferry Tour, while Simpson was making his first start since winning the RBC Heritage.

Defending champion Nate Lashley missed the cut in his first career title defense on TOUR. 2019 runner-up Doc Redman held a share of the 18-hole lead before finishing T21.

WEATHER: Thursday: Sunny. High of 91. Wind N 4-8 mph. **Friday:** Partly cloudy. High of 90. Wind N 4-8 mph. **Saturday:** Sunny. High of 89. Wind ENE 6-12 mph. **Sunday:** Sunny. High of 90. Wind SSE 5-10 mph.

Tournament Record: 263

Nate Lashley (2019)

Detroit Golf Club: 63

Nate Lashley (2019), Nate Lashley (2019), J.T. Poston (2019)

Tournament History

End Date	Purse	Winner	Score	Runner-Up	Earnings	Location (Par/Yards)
Rocket Mortgage Classic						
7/5/2020	\$7,500,000	Bryson DeChambeau	265 (-23)	Matthew Wolff - 268 (-20)	\$1,350,000	Detroit Golf Club, Detroit, MI (72/7,340)
6/30/2019	\$7,300,000	Nate Lashley	263 (-25)	Doc Redman - 269 (-19)	\$1,314,000	Detroit Golf Club, Detroit, MI (72/7,340)

* indicates playoff

John Deere Classic

Silvis, Illinois • July 11-14, 2019

TPC Deere Run

Par/Yards: 35-36--71 | 7,268



FedExCup Points (first): 500



Winner: Dylan Frittelli

FedExCup Points: 500

66-68-65-64 263 (-21) | \$1,080,000

Leaders

Round 1

Roberto Diaz	62 (-9)
Russell Henley	64 (-7)
Adam Long	64 (-7)
Ryan Palmer	65 (-6)
Vaughn Taylor	65 (-6)
Martin Laird	65 (-6)
Ryan Blaum	65 (-6)
Andrew Landry	65 (-6)
Zack Sucher	65 (-6)
Dylan Frittelli	66 (-5)

Round 2

Jhonattan Vegas	129 (-13)
Andrew Landry	130 (-12)
Lucas Glover	131 (-11)
Cameron Tringale	132 (-10)
Daniel Berger	132 (-10)
Russell Henley	132 (-10)
Harold Varner III	132 (-10)
Adam Schenk	132 (-10)
Dylan Frittelli	134 (-8)

Round 3

Andrew Landry	197 (-16)
Cameron Tringale	197 (-16)
Bill Haas	198 (-15)
Adam Schenk	198 (-15)
Ryan Moore	199 (-14)
Nick Watney	199 (-14)
Vaughn Taylor	199 (-14)
Dylan Frittelli	199 (-14)

Order of Finish (cut: 36 HOLES: 80 professionals at -3 (139) or better. 54 HOLES: 70 professionals at -4 (209) or better.)

Pos	Player	Scores	Total	FedExCup Points	Earnings	Pos	Player	Scores	Total	FedExCup Points	Earnings	Pos	Player	Scores	Total	FedExCup Points	Earnings
1	Dylan Frittelli	66 68 65 64	263 (-21)	500	\$1,080,000	T53	Adam Long	64 73 72 67	276 (-8)	7	\$13,960	CUT	Parker McLachlin	70 72	142 (0)	--	--
2	Russell Henley	64 68 72 61	265 (-19)	300	\$648,000	T53	Cameron Davis	66 70 70 70	276 (-8)	7	\$13,960	CUT	David Hearn	69 73	142 (0)	--	--
3	Andrew Landry	65 65 67 69	266 (-18)	190	\$408,000	T56	Peter Malnati	67 68 71 71	277 (-7)	5	\$13,440	CUT	Chad Collins	69 73	142 (0)	--	--
T4	Chris Stroud	68 66 66 67	267 (-17)	123	\$264,000	T56	Zack Sucher	65 74 70 68	277 (-7)	5	\$13,440	CUT	Tyrone Van Aswegen	71 71	142 (0)	--	--
T4	Collin Morikawa	70 66 65 66	267 (-17)	--	\$264,000	T56	Tom Lovelady	71 68 70 68	277 (-7)	5	\$13,440	CUT	José de Jesús Rodríguez	71 71	142 (0)	--	--
T6	Charles Howell III	68 70 65 65	268 (-16)	89	\$194,250	T56	Luke Donald	68 68 70 71	277 (-7)	5	\$13,440	CUT	Kyung-Hoon Lee	71 71	142 (0)	--	--
T6	Vaughn Taylor	65 68 66 69	268 (-16)	89	\$194,250	T56	Ryan Blaum	65 73 69 70	277 (-7)	5	\$13,440	CUT	Danny Lee	72 70	142 (0)	--	--
T6	Nick Watney	68 67 64 69	268 (-16)	89	\$194,250	T61	Seamus Power	69 65 75 69	278 (-6)	5	\$13,020	CUT	Andres Romero	67 75	142 (0)	--	--
T6	Adam Schenk	67 65 66 70	268 (-16)	89	\$194,250	T61	J.J. Henry	69 68 71 70	278 (-6)	5	\$13,020	CUT	Ben Silverman	71 71	142 (0)	--	--
T10	Joaquin Niemann	66 69 69 65	269 (-15)	64	\$133,000	T63	Stewart Cink	68 66 73 72	279 (-5)	4	\$12,720	CUT	Hank Lebioda	71 71	142 (0)	--	--
T10	Roger Sloan	68 65 67 69	269 (-15)	64	\$133,000	T63	Billy Hurley III	72 67 67 73	279 (-5)	4	\$12,720	CUT	J.T. Poston	71 71	142 (0)	--	--
T10	Wes Roach	69 67 66 67	269 (-15)	64	\$133,000	T63	Whee Kim	68 70 70 71	279 (-5)	4	\$12,720	CUT	Kyle Jones	70 72	142 (0)	--	--
T10	Bill Haas	66 68 64 71	269 (-15)	64	\$133,000	66	Kelly Kraft	70 67 71 72	280 (-4)	4	\$12,480	CUT	Carlos Ortiz	69 73	142 (0)	--	--
T10	Sam Saunders	68 69 67 65	269 (-15)	64	\$133,000	T67	Austin Cook	66 72 71 72	281 (-3)	3	\$12,240	CUT	Trey Mullinax	74 69	143 (1)	--	--
T10	Lucas Glover	67 64 69 69	269 (-15)	64	\$133,000	T67	Derek Fathauer	70 69 70 72	281 (-3)	3	\$12,240	CUT	Martin Trainer	77 66	143 (1)	--	--
T16	Viktor Hovland	69 69 68 64	270 (-14)	--	\$99,000	T67	Tosh Teater	70 69 70 72	281 (-3)	3	\$12,240	CUT	Troy Merritt	73 70	143 (1)	--	--
T16	Cameron Tringale	66 66 65 73	270 (-14)	52	\$99,000	70	John Senden	67 71 71 74	283 (-1)	3	\$12,000	CUT	Ho Sung Choi	70 73	143 (1)	--	--
T18	Bud Cauley	67 67 68 69	271 (-13)	42	\$70,500	T71	Ted Potter, Jr.	66 71 73	210 (-3)	3	\$11,760	CUT	Justin Suh	70 73	143 (1)	--	--
T18	Sam Ryder	67 67 69 68	271 (-13)	42	\$70,500	T71	Martin Piller	70 69 71	210 (-3)	3	\$11,760	CUT	Daniel Chopra	70 73	143 (1)	--	--
T18	Ryan Palmer	65 71 68 67	271 (-13)	42	\$70,500	T71	Wyndham Clark	68 71 71	210 (-3)	3	\$11,760	CUT	Tim Herron	73 70	143 (1)	--	--
T18	Adam Svensson	70 65 68 68	271 (-13)	42	\$70,500	T74	Joey Garber	69 70 72	211 (-2)	2	\$11,280	CUT	John Catlin	70 74	144 (2)	--	--
T18	Kyle Stanley	68 66 68 69	271 (-13)	42	\$70,500	T74	Seth Reeves	71 68 72	211 (-2)	2	\$11,280	CUT	Jonathan Byrd	70 74	144 (2)	--	--
T18	Scott Stallings	69 67 66 69	271 (-13)	42	\$70,500	T74	Roberto Diaz	62 73 76	211 (-2)	2	\$11,280	CUT	Robert Garrigus	72 72	144 (2)	--	--
T18	Brendon Todd	66 71 67 67	271 (-13)	42	\$70,500	T74	Talor Gooch	69 69 73	211 (-2)	2	\$11,280	CUT	Boo Weekley	71 73	144 (2)	--	--
T18	Ryan Moore	67 67 65 72	271 (-13)	42	\$70,500	T74	Dicky Pride	68 72	211 (-2)	2	\$11,280	CUT	Brian Stuard	71 73	144 (2)	--	--
T26	Nate Lashley	67 71 65 69	272 (-12)	30	\$42,600	79	Anders Albertson	72 66 74	212 (-1)	2	\$10,920	CUT	Fabián Gómez	74 70	144 (2)	--	--
T26	Brian Harman	67 67 71 67	272 (-12)	30	\$42,600	80	Chad Campbell	67 72 74	213 (0)	2	\$10,800	CUT	Tom Hoge	72 72	144 (2)	--	--
T26	Roberto Castro	68 68 69 67	272 (-12)	30	\$42,600	CUT	Will Claxton	71 69	140 (-2)	--	--	CUT	David Lingmerth	73 72	145 (3)	--	--
T26	Sungjae Im	68 67 67 70	272 (-12)	30	\$42,600	CUT	Julián Etulain	71 69	140 (-2)	--	--	CUT	Michael Kim	73 72	145 (3)	--	--
T26	Beau Hossler	67 68 70 67	272 (-12)	30	\$42,600	CUT	Chris Thompson	71 69	140 (-2)	--	--	CUT	Smylie Kaufman	71 74	145 (3)	--	--
T26	Tyler Duncan	69 69 71 63	272 (-12)	30	\$42,600	CUT	Brady Schnell	72 68	140 (-2)	--	--	CUT	Kramer Hickok	71 74	145 (3)	--	--
T26	Sepp Straka	70 67 64 71	272 (-12)	30	\$42,600	CUT	Nicholas Lindheim	68 72	140 (-2)	--	--	CUT	Brian Davis	73 72	145 (3)	--	--
T33	Daniel Berger	66 66 72 69	273 (-11)	22	\$33,150	CUT	Jason Dufner	71 69	140 (-2)	--	--	CUT	Steve Allan	69 77	146 (4)	--	--
T33	Shawn Stefani	70 69 67 67	273 (-11)	22	\$33,150	CUT	Kevin Tway	72 68	140 (-2)	--	--	CUT	Ricky Barnes	75 71	146 (4)	--	--
T33	Freddie Jacobson	67 70 69 67	273 (-11)	22	\$33,150	CUT	Alex Prugh	69 71	140 (-2)	--	--	CUT	Hunter Mahan	69 77	146 (4)	--	--
T33	Nick Taylor	67 69 66 71	273 (-11)	22	\$33,150	CUT	Matt Every	69 71	140 (-2)	--	--	CUT	Cameron Champ	71 75	146 (4)	--	--
T37	Pat Perez	69 69 68 68	274 (-10)	15	\$24,000	CUT	Cody Gribble	71 69	140 (-2)	--	--	CUT	Joel Dahmen	73 74	147 (5)	--	--
T37	Martin Laird	65 69 70 70	274 (-10)	15	\$24,000	CUT	Robert Streb	71 69	140 (-2)	--	--	CUT	Curtis Luck	74 73	147 (5)	--	--
T37	Johnson Wagner	68 68 73 65	274 (-10)	15	\$24,000	CUT	John Chin	70 70	140 (-2)	--	--	CUT	Darin Fisher	73 74	147 (5)	--	--
T37	Jhonattan Vegas	67 62 76 69	274 (-10)	15	\$24,000	CUT	Mackenzie Hughes	70 70	140 (-2)	--	--	CUT	Austin Connolly	72 76	148 (6)	--	--
T37	Michael Thompson	71 67 68 68	274 (-10)	15	\$24,000	CUT	Denny McCarthy	66 74	140 (-2)	--	--	CUT	Kris Blanks	76 72	148 (6)	--	--
T37	Brice Garnett	67 67 70 70	274 (-10)	15	\$24,000	CUT	Chase Wright	75 66	141 (-1)	--	--	CUT	Satoshi Kodaira	75 73	148 (6)	--	--
T37	Doc Redman	69 65 72 68	274 (-10)	--	\$24,000	CUT	Dominic Bozzelli	69 72	141 (-1)	--	--	CUT	Sam Burns	75 73	148 (6)	--	--
T37	Matthew Wolff	67 71 67 69	274 (-10)	15	\$24,000	CUT	George McNeill	67 74	141 (-1)	--	--	CUT	Dylan Meyer	72 76	148 (6)	--	--
T37	Zach Johnson	72 67 69 66	274 (-10)	15	\$24,000	CUT	Scott Brown	70 71	141 (-1)	--	--	CUT	Robert Allenby	76 73	149 (7)	--	--
T37	Sebastián Muñoz	70 68 64 72	274 (-10)	15	\$24,000	CUT	Matt Jones	71 70	141 (-1)	--	--	CUT	Charlie Beljan	75 75	150 (8)	--	--
T47	Ollie Schniederjans	67 70 70 68	275 (-9)	9	\$15,620	CUT	Jim Herman	70 71	141 (-1)	--	--	CUT	Scott Langley	76 75	151 (9)	--	--
T47	Richy Werenski	69 69 68 69	275 (-9)	9	\$15,620	CUT	Alex Cejka	69 72	141 (-1)	--	--	CUT	Chris Couch	78 76	154 (12)	--	--
T47	Brandon Harkins	67 70 70 68	275 (-9)	9	\$15,620	CUT	Arjun Atwal	69 72	141 (-1)	--	--	DQ	Peter Uihlein	70	70 (-1)	--	--
T47	Bronson Burgoon	69 65 73 68	275 (-9)	9	\$15,620	CUT	Ryan Armour	73 69	142 (0)	--	--						
T47	Anirban Lahiri	74 65 68 68	275 (-9)	9	\$15,620	CUT	Austen Truslow	71 71	142 (0)	--	--						
T47	Sangmoon Bae	67 71 67 70	275 (-9)	9	\$15,620	CUT	D.J. Trahan	72 70	142 (0)	--	--						
T53	Harold Varner III	67 65 76 68	276 (-8)	7	\$13,960	CUT	Ryan Vermeer	71 71	142 (0)	--	--						

Notes

Dylan Frittelli earned his first PGA TOUR victory at the John Deere Classic, firing a bogey-free 64 in the final round to win by two strokes over Russell Henley. The victory came in his 33rd TOUR start at the age 29 years, 1 month, 9 days.

Dylan Frittelli became the third consecutive John Deere Classic winner to pick up his first career victory at the event and the 10th since 2000.

With scores of 66-68-65-64—263(-21), Dylan Frittelli made just one bogey for the week, becoming the first winner since Brandt Snedeker at the 2015 AT&T Pebble Beach Pro-Am to make one bogey over 72 holes.

With the win, Dylan Frittelli earned the final spot in the The Open Championship at Royal Portrush.

Russell Henley shot a final-round 61 to earn a runner-up, his best finish since winning the 2017 Houston Open. The 61 represented the first sub-62 score of his career and first in the final round by any player in the history of the John Deere Classic. Henley led the field in Birdies with 28.

Special Temporary Member Collin Morikawa made two eagles in the final round (par-5 second, par-5 17th) to close with a 66 and finish T4. It represented his second top-five in his seventh career PGA TOUR start.

Joaquin Niemann made four eagles on the week, doing so in a single event for the second time on the season (other: Shriners Hospitals for Children Open). Only Sungjae Im (4/RBC Canadian Open) made four or more eagles at an event in that span.

After a firing a 62 to hold a two-stroke 18-hole lead, Roberto Diaz carded scores of 73-76 and missed the 54-hole cut.

WEATHER: Thursday: Partly cloudy. High of 83. Wind N 8-15 mph. **Friday:** Mostly sunny. High of 87. Wind S 10-15 mph. **Saturday:** Mostly sunny. High of 90. Wind SW 6-12 mph. **Sunday:** Partly cloudy. High of 92. Wind S/SSW 6-12 mph.

Tournament Record: 257

Michael Kim (2018)

TPC Deere Run: 59

Paul Goydos (2010)

Tournament History

End Date	Purse	Winner	Score	Runner-Up	Earnings	Location (Par/Yards)
John Deere Classic						
7/14/2019	\$6,000,000	Dylan Frittelli	263 (-21)	Russell Henley - 265 (-19)	\$1,080,000	TPC Deere Run, Silvis, IL (71/7,268)
7/15/2018	\$5,800,000	Michael Kim	257 (-27)	Francesco Molinari - 265 (-19) Bronson Burgoon - 265 (-19) Joel Dahmen - 265 (-19) Sam Ryder - 265 (-19)	\$1,044,000	TPC Deere Run, Silvis, IL (71/7,268)
7/16/2017	\$5,600,000	Bryson DeChambeau	266 (-18)	Patrick Rodgers - 267 (-17)	\$1,008,000	TPC Deere Run, Silvis, IL (71/7,268)
8/14/2016	\$4,800,000	Ryan Moore	262 (-22)	Ben Martin - 264 (-20)	\$864,000	TPC Deere Run, Silvis, IL (71/7,268)
7/12/2015	\$4,700,000	Jordan Spieth *	264 (-20)	Tom Gillis - 264 (-20)	\$846,000	TPC Deere Run, Silvis, IL (71/7,268)
7/13/2014	\$4,700,000	Brian Harman	262 (-22)	Zach Johnson - 263 (-21)	\$846,000	TPC Deere Run, Silvis, IL (71/7,268)
7/14/2013	\$4,600,000	Jordan Spieth *	265 (-19)	Zach Johnson - 265 (-19) David Hearn - 265 (-19)	\$828,000	TPC Deere Run, Silvis, IL (71/7,268)
7/15/2012	\$4,600,000	Zach Johnson *	264 (-20)	Troy Matteson - 264 (-20)	\$828,000	TPC Deere Run, Silvis, IL (71/7,268)
7/10/2011	\$4,500,000	Steve Stricker	262 (-22)	Kyle Stanley - 263 (-21)	\$810,000	TPC Deere Run, Silvis, IL (71/7,268)
7/11/2010	\$4,400,000	Steve Stricker	258 (-26)	Paul Goydos - 260 (-24)	\$792,000	TPC Deere Run, Silvis, IL (71/7,268)
7/12/2009	\$4,300,000	Steve Stricker	264 (-20)	Brett Quigley - 267 (-17) Zach Johnson - 267 (-17) Brandt Snedeker - 267 (-17)	\$774,000	TPC Deere Run, Silvis, IL (71/7,268)
7/13/2008	\$4,200,000	Kenny Perry *	268 (-16)	Jay Williamson - 268 (-16) Brad Adamonis - 268 (-16)	\$756,000	TPC Deere Run, Silvis, IL (71/7,268)
7/15/2007	\$4,100,000	Jonathan Byrd	266 (-18)	Tim Clark - 267 (-17)	\$738,000	TPC Deere Run, Silvis, IL (71/7,268)
7/16/2006	\$4,000,000	John Senden	265 (-19)	J.P. Hayes - 266 (-18)	\$720,000	TPC Deere Run, Silvis, IL (71/7,193)
7/10/2005	\$4,000,000	Sean O'Hair	268 (-16)	Robert Damron - 269 (-15) Hank Kuehne - 269 (-15)	\$720,000	TPC Deere Run, Silvis, IL (71/7,193)
7/11/2004	\$3,800,000	Mark Hensby *	268 (-16)	John Morgan - 268 (-16)	\$684,000	TPC Deere Run, Silvis, IL (71/7,193)
9/14/2003	\$3,500,000	Vijay Singh	268 (-16)	J.L. Lewis - 272 (-12) Chris Riley - 272 (-12) Jonathan Byrd - 272 (-12)	\$630,000	TPC Deere Run, Silvis, IL (71/7,183)
7/28/2002	\$3,000,000	J.P. Hayes	262 (-22)	Robert Gamez - 266 (-18)	\$540,000	TPC Deere Run, Silvis, IL (71/7,183)
7/29/2001	\$2,800,000	David Gossett	265 (-19)	Briny Baird - 266 (-18)	\$504,000	TPC Deere Run, Silvis, IL (71/7,183)
7/30/2000	\$2,600,000	Michael Clark II *	265 (-19)	Kirk Triplett - 265 (-19)	\$468,000	TPC Deere Run, Silvis, IL (71/7,183)
7/25/1999	\$2,000,000	J.L. Lewis *	261 (-19)	Mike Brisky - 261 (-19)	\$360,000	Oakwood CC, Coal Valley, IL (70/6,762)
Quad City Classic						
7/12/1998	\$1,550,000	Steve Jones	263 (-17)	Scott Gump - 264 (-16)	\$279,000	Oakwood CC, Coal Valley, IL (70/6,762)
7/13/1997	\$1,350,000	David Toms	265 (-15)	Brandel Chamblee - 268 (-12) Robert Gamez - 268 (-12) Jimmy Johnston - 268 (-12)	\$243,000	Oakwood CC, Coal Valley, IL (70/6,762)
9/15/1996	\$1,200,000	Ed Fiori	268 (-12)	Andrew Magee - 270 (-10)	\$216,000	Oakwood CC, Coal Valley, IL (70/6,762)
9/24/1995	\$1,000,000	D.A. Weirbring	197 (-13)	Jonathan Kaye - 198 (-12)	\$180,000	Oakwood CC, Coal Valley, IL (70/6,755)
Hardee's Golf Classic						
9/25/1994	\$1,000,000	Mark McCumber	265 (-15)	Kenny Perry - 266 (-14)	\$180,000	Oakwood CC, Coal Valley, IL (70/6,755)
9/19/1993	\$1,000,000	David Frost	259 (-21)	Payne Stewart - 266 (-14) D.A. Weirbring - 266 (-14)	\$180,000	Oakwood CC, Coal Valley, IL (70/6,755)
9/20/1992	\$1,000,000	David Frost	266 (-14)	Tom Lehman - 269 (-11) Loren Roberts - 269 (-11)	\$180,000	Oakwood CC, Coal Valley, IL (70/6,751)
9/15/1991	\$1,000,000	D.A. Weirbring	267 (-13)	Paul Azinger - 268 (-12) Peter Jacobsen - 268 (-12)	\$180,000	Oakwood CC, Coal Valley, IL (70/6,751)
9/9/1990	\$1,000,000	Joey Sindelar *	268 (-12)	Willie Wood - 268 (-12)	\$180,000	Oakwood CC, Coal Valley, IL (70/6,751)
7/23/1989	\$700,000	Curt Byrum	268 (-12)	Bill Britton - 269 (-11) Brian Tennyson - 269 (-11)	\$126,000	Oakwood CC, Coal Valley, IL (70/6,606)
7/17/1988	\$600,000	Blaine McCallister	261 (-19)	Dan Forsman - 264 (-16)	\$108,000	Oakwood CC, Coal Valley, IL (70/6,606)
7/19/1987	\$500,000	Kenny Knox	265 (-15)	Gil Morgan - 266 (-14)	\$90,000	Oakwood CC, Coal Valley, IL (70/6,606)
7/20/1986	\$400,000	Mark Wiebe	268 (-12)	Curt Byrum - 269 (-11)	\$72,000	Oakwood CC, Coal Valley, IL (70/6,602)
Lite Quad Cities Open						
7/21/1985	\$300,000	Dan Forsman	267 (-13)	Bob Tway - 268 (-12)	\$54,000	Oakwood CC, Coal Valley, IL (70/6,602)
Miller High Life QCO						
7/22/1984	\$200,000	Scott Hoch	266 (-14)	George Archer - 271 (-9) Vance Heafner - 271 (-9) Dave Stockton - 271 (-9)	\$36,000	Oakwood CC, Coal Valley, IL (70/6,602)
7/17/1983	\$200,000	Danny Edwards *	266 (-14)	Morris Hatafsky - 266 (-14)	\$36,000	Oakwood CC, Coal Valley, IL (70/6,602)
7/18/1982	\$200,000	Payne Stewart	268 (-12)	Brad Bryant - 270 (-10) Pat McGowan - 270 (-10)	\$36,000	Oakwood CC, Coal Valley, IL (70/6,602)
Quad Cities Open						
7/19/1981	\$200,000	Dave Barr *	270 (-10)	Woody Blackburn - 270 (-10) Frank Conner - 270 (-10) Dan Halldorson - 270 (-10) Victor Regalado - 270 (-10)	\$36,000	Oakwood CC, Coal Valley, IL (70/6,602)
7/20/1980	\$200,000	Scott Hoch	266 (-14)	Curtis Strange - 269 (-11)	\$36,000	Oakwood CC, Coal Valley, IL (70/6,602)
Ed McMahon-Jaycees Quad Cities Open						
7/22/1979	\$200,000	D.A. Weirbring	266 (-14)	Calvin Peete - 268 (-12)	\$36,000	Oakwood CC, Coal Valley, IL (70/6,602)
7/16/1978	\$150,000	Victor Regalado	269 (-11)	Fred Marti - 270 (-10)	\$30,000	Oakwood CC, Coal Valley, IL (70/6,602)
7/10/1977	\$125,000	Mike Morley	267 (-13)	Bob Murphy - 269 (-11) Victor Regalado - 269 (-11)	\$25,000	Oakwood CC, Coal Valley, IL (70/6,602)
7/11/1976	\$100,000	John Lister	268 (-12)	Fuzzy Zoeller - 270 (-10)	\$20,000	Oakwood CC, Coal Valley, IL (70/6,602)
7/13/1975	\$75,000	Roger Maltbie	275 (-5)	Dave Eichelberger - 276 (-4)	\$15,000	Oakwood CC, Coal Valley, IL (70/6,602)
Quad Cities Open						
7/14/1974	\$100,000	Dave Stockton	271 (-13)	Bruce Fleisher - 272 (-12)	\$20,000	Crow Valley CC, Bettendorf, IA (71/6,501)
9/30/1973	\$100,000	Sam Adams	268 (-16)	Dwight Nevil - 271 (-13) Kermit Zarley - 271 (-13)	\$20,000	Crow Valley CC, Bettendorf, IA (71/6,501)
10/1/1972	\$100,000	Deane Beman	279 (-5)	Tom Watson - 280 (-4)	\$20,000	Crow Valley CC, Bettendorf, IA (71/6,501)
9/19/1971	\$25,000	Deane Beman	277 (-7)	Dow Finsterwald - 279 (-5)	\$5,000	Crow Valley CC, Bettendorf, IA (71/6,501)

* indicates playoff

The Open Championship

Portrush, Northern Ireland • July 18-21, 2019

Royal Portrush Golf Club

Par/Yards: 36-35--71 | 7,344



Winner: Shane Lowry

FedExCup Points: 600

67-67-63-72 269 (-15) | \$1,935,000

Leaders

Round 1

J.B. Holmes	66 (-5)
Shane Lowry	67 (-4)
13 tied at position	68 (-3)

Round 2

J.B. Holmes	134 (-8)
Shane Lowry	134 (-8)
Lee Westwood	135 (-7)
Tommy Fleetwood	135 (-7)
Justin Harding	136 (-6)
Justin Rose	136 (-6)
Cameron Smith	136 (-6)

Round 3

Shane Lowry	197 (-16)
Tommy Fleetwood	201 (-12)
J.B. Holmes	203 (-10)
Justin Rose	204 (-9)
Brooks Koepka	204 (-9)

Order of Finish (cut: 36 HOLES: 73 professionals at +1 (143) or better.)

Pos	Player	Scores	Total	FedExCup Points	Earnings	Pos	Player	Scores	Total	FedExCup Points	Earnings	Pos	Player	Scores	Total	FedExCup Points	Earnings
1	Shane Lowry	67 67 63 72	269 (-15)	600	\$1,935,000	T51	Shubhankar Sharma	70 72 77 68	287 (3)	--	\$28,317	CUT	Paul Lawrie	75 72	147 (5)	--	--
2	Tommy Fleetwood	68 67 66 74	275 (-9)	330	\$1,120,000	T51	Matt Wallace	73 70 72 72	287 (3)	--	\$28,317	CUT	Mikumu Horikawa	71 76	147 (5)	--	--
3	Tony Finau	68 70 68 71	277 (-7)	210	\$718,000	T57	Ashton Turner	69 74 77 68	288 (4)	--	\$26,467	CUT	Alexander Björk	77 70	147 (5)	--	--
T4	Lee Westwood	68 67 70 73	278 (-6)	--	\$503,500	T57	Paul Casey	72 70 73 73	288 (4)	6	\$26,467	CUT	Jake McLeod	76 71	147 (5)	--	--
T4	Brooks Koepka	68 69 67 74	278 (-6)	135	\$503,500	T57	Graeme McDowell	73 70 68 77	288 (4)	6	\$26,467	CUT	Joaquin Niemann	76 71	147 (5)	--	--
T6	Robert MacIntyre	68 72 71 68	279 (-5)	--	\$313,000	T57	Kevin Strelman	77 65 74 72	288 (4)	6	\$26,467	CUT	Jazz Janewattananond	74 73	147 (5)	--	--
T6	Rickie Fowler	70 69 66 74	279 (-5)	98	\$313,000	T57	Thorbjørn Olesen	72 68 77 71	288 (4)	--	\$26,467	CUT	Brandon Stone	72 75	147 (5)	--	--
T6	Danny Willett	74 67 65 73	279 (-5)	98	\$313,000	T57	Adam Hadwin	74 69 72 73	288 (4)	6	\$26,467	CUT (A)	Matthias Schmid	76 71	147 (5)	--	--
T6	Tyrell Hatton	68 71 71 69	279 (-5)	98	\$313,000	T63	Paul Waring	75 68 75 71	289 (5)	--	\$25,800	CUT	Bryson DeChambeau	74 73	147 (5)	--	--
10	Patrick Reed	71 67 71 71	280 (-4)	82	\$223,000	T63	Mikko Korhonen	72 69 71 77	289 (5)	--	\$25,800	CUT	Isidro Benitez	75 72	147 (5)	--	--
T11	Justin Thomas	71 70 68 72	281 (-3)	68	\$171,700	T63	Jim Furyk	73 68 75 73	289 (5)	5	\$25,800	CUT	Zander Lombard	71 77	148 (6)	--	--
T11	Francesco Molinari	74 69 72 66	281 (-3)	68	\$171,700	T63	Romain Langasque	69 72 70 78	289 (5)	--	\$25,800	CUT	Corey Connors	72 76	148 (6)	--	--
T11	Alex Noren	68 71 68 74	281 (-3)	68	\$171,700	T67	Sergio Garcia	68 73 71 78	290 (6)	4	\$25,088	CUT	Joel Dahmen	76 72	148 (6)	--	--
T11	Tom Lewis	75 68 68 70	281 (-3)	--	\$171,700	T67	J.B. Holmes	66 68 69 87	290 (6)	4	\$25,088	CUT	Gunn Charoenkul	72 76	148 (6)	--	--
T11	Jon Rahm	68 70 68 75	281 (-3)	68	\$171,700	T67	Yusuke Asaji	72 71 71 76	290 (6)	--	\$25,088	CUT	Tiger Woods	78 70	148 (6)	--	--
T16	Rory Sabbatini	70 70 71 71	282 (-2)	56	\$126,313	T67	Thomas Pieters	72 68 74 76	290 (6)	--	\$25,088	CUT	Jimmy Walker	74 74	148 (6)	--	--
T16	Lucas Bjerregaard	70 68 74 70	282 (-2)	--	\$126,313	71	Eddie Pepperell	70 72 76 74	292 (8)	--	\$24,625	CUT	Rafa Cabrera Bello	73 75	148 (6)	--	--
T16	Sanghyun Park	69 72 68 73	282 (-2)	--	\$126,313	T72	Nino Bertasio	72 71 75 75	293 (9)	--	\$24,438	CUT	Oliver Wilson	73 75	148 (6)	--	--
T16	Ryan Fox	68 75 70 69	282 (-2)	--	\$126,313	T72	Yuki Inamori	70 73 70 80	293 (9)	--	\$24,438	CUT	Ian Poulter	75 74	149 (7)	--	--
T20	Jordan Spieth	70 67 69 77	283 (-1)	42	\$91,350	CUT	Keith Mitchell	75 69	144 (2)	--	--	CUT	Shaun Norris	73 76	149 (7)	--	--
T20	Henrik Stenson	70 69 68 76	283 (-1)	42	\$91,350	CUT	Connor Syme	72 72	144 (2)	--	--	CUT	Ryan Palmer	74 75	149 (7)	--	--
T20	Justin Rose	69 67 68 79	283 (-1)	42	\$91,350	CUT (A)	James Sugrue	71 73	144 (2)	--	--	CUT	Luke List	73 76	149 (7)	--	--
T20	Stewart Cink	74 68 71 70	283 (-1)	42	\$91,350	CUT (A)	Takumi Kanaya	73 71	144 (2)	--	--	CUT	Chan Kim	75 74	149 (7)	--	--
T20	Louis Oosthuizen	70 72 72 69	283 (-1)	42	\$91,350	CUT	Abraham Ancer	72 72	144 (2)	--	--	CUT	Andrea Pavan	73 76	149 (7)	--	--
T20	Lucas Glover	72 69 71 71	283 (-1)	42	\$91,350	CUT	Alexander Levy	73 71	144 (2)	--	--	CUT	Jorge Campillo	76 73	149 (7)	--	--
T20	Enk van Rooyen	70 68 72 73	283 (-1)	--	\$91,350	CUT	Andrew Johnston	73 71	144 (2)	--	--	CUT (A)	Brandon Wu	73 76	149 (7)	--	--
T20	Matthew Fitzpatrick	71 69 70 73	283 (-1)	--	\$91,350	CUT	Keegan Bradley	73 71	144 (2)	--	--	CUT	Adria Amaus	75 75	150 (8)	--	--
T20	Cameron Smith	70 66 71 76	283 (-1)	42	\$91,350	CUT	Nate Lashley	75 69	144 (2)	--	--	CUT	Michael Lorenzo-Vera	77 73	150 (8)	--	--
T20	Doc Redman	71 71 71 70	283 (-1)	--	\$91,350	CUT	Jason Day	70 74	144 (2)	--	--	CUT	Phil Mickelson	76 74	150 (8)	--	--
T30	Webb Simpson	68 71 71 74	284 (0)	31	\$69,875	CUT	Rory McIlroy	79 65	144 (2)	--	--	CUT	Marc Leishman	78 72	150 (8)	--	--
T30	Kevin Kisner	70 71 70 73	284 (0)	31	\$69,875	CUT	Brian Harman	72 72	144 (2)	--	--	CUT	Yuta Ikeda	76 75	151 (9)	--	--
T32	Bernard Wiesberger	70 71 74 70	285 (1)	--	\$56,278	CUT	Brandt Snedeker	74 70	144 (2)	--	--	CUT	Richard Sterne	78 73	151 (9)	--	--
T32	Dylan Frittelli	68 69 70 78	285 (1)	23	\$56,278	CUT	Chez Reavie	73 72	145 (3)	--	--	CUT	Adam Scott	78 73	151 (9)	--	--
T32	Jason Kokrak	74 69 74 68	285 (1)	23	\$56,278	CUT	Chris Wood	73 72	145 (3)	--	--	CUT	Cheng Tsung Pan	77 74	151 (9)	--	--
T32	Kiradech Aphibarnrat	68 73 77 67	285 (1)	23	\$56,278	CUT	Darren Clarke	71 74	145 (3)	--	--	CUT (A)	Curtis Knipses	72 79	151 (9)	--	--
T32	Andrew Putnam	70 67 70 78	285 (1)	23	\$56,278	CUT	Padraig Harrington	75 70	145 (3)	--	--	CUT	Sungjae Im	71 80	151 (9)	--	--
T32	Byeong Hun An	73 67 70 75	285 (1)	23	\$56,278	CUT	Hideki Matsuyama	71 74	145 (3)	--	--	CUT	Andy Sullivan	76 75	151 (9)	--	--
T32	Joost Luiten	73 69 71 72	285 (1)	--	\$56,278	CUT	Adrian Otaegui	73 72	145 (3)	--	--	CUT	Garrick Porteous	79 73	152 (10)	--	--
T32	Emie Els	71 69 72 73	285 (1)	23	\$56,278	CUT	Gary Woodland	74 71	145 (3)	--	--	CUT	Sam Locke	75 77	152 (10)	--	--
T32	Andrew Wilson	76 67 71 71	285 (1)	--	\$56,278	CUT	Kurt Kitayama	74 71	145 (3)	--	--	CUT	Shugo Imahira	83 69	152 (10)	--	--
T41	Aaron Wise	72 69 71 74	286 (2)	13	\$36,925	CUT	Dongkyu Jang	76 69	145 (3)	--	--	CUT	Emiliano Grillo	73 79	152 (10)	--	--
T41	Xander Schauffele	74 65 69 78	286 (2)	13	\$36,925	CUT	Christiaan Bezuidenhout	74 71	145 (3)	--	--	CUT	Tom Lehman	78 76	154 (12)	--	--
T41	Patrick Cantlay	70 71 71 74	286 (2)	13	\$36,925	CUT	Si Woo Kim	70 75	145 (3)	--	--	CUT	Prom Meesawat	73 81	154 (12)	--	--
T41	Callum Shinkwin	70 71 75 70	286 (2)	--	\$36,925	CUT	David Lipsky	74 72	146 (4)	--	--	CUT	Austin Connely	75 79	154 (12)	--	--
T41	Matt Kuchar	70 68 69 79	286 (2)	13	\$36,925	CUT	Haotong Li	74 72	146 (4)	--	--	CUT	Dimitrios Papadatos	83 72	155 (13)	--	--
T41	Justin Harding	71 65 74 76	286 (2)	--	\$36,925	CUT	Doyeob Mun	74 72	146 (4)	--	--	CUT	Miguel Angel Jiménez	82 73	155 (13)	--	--
T41	Innchoon Hwang	72 71 70 73	286 (2)	--	\$36,925	CUT	Matthew Baldwin	78 68	146 (4)	--	--	CUT (A)	Thomas Thurloway	83 73	156 (14)	--	--
T41	Russell Knox	70 71 68 77	286 (2)	13	\$36,925	CUT	Patton Kizzire	73 73	146 (4)	--	--	CUT	David Duval	91 78	169 (27)	--	--
T41	Kyle Stanley	75 67 73 71	286 (2)	13	\$36,925	CUT	Yoshinori Fujimoto	75 71	146 (4)	--	--						
T41	Benjamin Hebert	73 69 73 71	286 (2)	--	\$36,925	CUT	Jack Senior	75 71	146 (4)	--	--						
T51	Branden Grace	70 71 75 71	287 (3)	8	\$28,317	CUT	Zach Johnson	74 72	146 (4)	--	--						
T51	Dustin Johnson	72 67 72 76	287 (3)	8	\$28,317	CUT	Sung Kang	74 72	146 (4)	--	--						
T51	Bubba Watson	72 71 73 71	287 (3)	8	\$28,317	CUT	Billy Horschel	76 71	147 (5)	--	--						
T51	Charley Hoffman	70 73 70 74	287 (3)	8	\$28,317	CUT	Robert Rock	76 71	147 (5)	--	--						

Notes

Shane Lowry won his second PGA TOUR title and first major championship at The Open Championship, defeating Tommy Fleetwood by six shots. He became the seventh player to win The Open by six shots or more since 1919, joining Bobby Jones, Walter Hagen, Arnold Palmer, Johnny Miller, Tiger Woods and Louis Oosthuizen.

Winner of the 2015 World Golf Championships-FedEx St. Jude Invitational, Shane Lowry became the first player to win a WGC and a major for his first two official victories on TOUR. He joined Jason Day, Dustin Johnson and Justin Thomas as winners of a WGC and a major from 2015-19.

With a 54-hole total of 197, Shane Lowry became the third player to open a major with a three-round total of 197 or better (others: David Toms/196/2001 PGA Championship, Ernie Els/197/1995 PGA Championship). His third-round 63 was his first score of 63 or better on the PGA TOUR.

The only player from the Republic of Ireland to win a major prior to Shane Lowry was Padraig Harrington.

Brooks Koepka (T4) became the fifth player ever to finish in the top five at all four majors in a single year, joining Jack Nicklaus, Tiger Woods, Rickie Fowler and Jordan Spieth. Koepka over the top spot in the FedExCup standings for the first time in his career following the event.

Tommy Fleetwood earned a runner-up, his second career solo-second at a major championship (first: 2018 U.S. Open). At 12-under 201, Fleetwood became the first player in the history of The Open to be trailing after 54 holes with a score of 201 or better.

J.B. Holmes held the first-round lead and a share of the second-round lead before finishing T67 (final-round 87). Holmes held the lead/co-lead after a round at a major once before (solo/R2/2008 PGA Championship).

Defending champion Francesco Molinari shot a final-round 66, the low score of the day, to finish T11.

WEATHER: Thursday: Mostly cloudy. High of 64. Wind WSW 10-15 mph, with gusts to 25 mph. **Friday:** Mostly cloudy with intermittent showers. High of 66. Wind NNE 5-10 mph. **Saturday:** Mostly cloudy. High of 66. Wind WNW 7-10 mph, with gusts to 22 mph. **Sunday:** Due to expected inclement weather, final round tee times ran from 7:32 a.m. to 1:47 p.m. Rainy. High of 66. Wind SSW 17-20 mph, with gusts to 35 mph.

Tournament Record: 264

Henrik Stenson (2016)

Royal Portrush Golf Club: 63

Shane Lowry (2019)

Other Course: 62

Branden Grace (2017) - Royal Birkdale GC

Tournament History

End Date	Purse	Winner	Score	Runner-Up	Earnings	Location (Par/Yards)
The Open Championship						
7/21/2019	\$10,750,000	Shane Lowry	269 (-15)	Tommy Fleetwood - 275 (-9)	\$1,935,000	Royal Portrush Golf Club, (71/7,344)
7/22/2018	\$10,500,000	Francesco Molinari	276 (-8)	Justin Rose - 278 (-6) Rory McIlroy - 278 (-6) Kevin Kisner - 278 (-6) Xander Schauffele - 278 (-6)	\$1,890,000	Carnoustie GC, (71/7,402)
7/23/2017	\$10,250,000	Jordan Spieth	268 (-12)	Matt Kuchar - 271 (-9)	\$1,845,000	Royal Birkdale GC, (70/7,156)
7/17/2016	\$9,300,000	Henrik Stenson	264 (-20)	Phil Mickelson - 267 (-17)	\$1,549,590	Royal Troon GC, (71/7,190)
7/19/2015	\$9,200,000	Zach Johnson *	273 (-15)	Louis Oosthuizen - 273 (-15) Marc Leishman - 273 (-15)	\$1,794,690	St. Andrews GC (Old Course), (72/7,297)
7/20/2014	\$9,200,000	Rory McIlroy	271 (-17)	Sergio Garcia - 273 (-15) Rickie Fowler - 273 (-15)	\$1,665,787.50	Royal Liverpool GC, (72/7,312)
7/21/2013	\$8,000,000	Phil Mickelson	281 (-3)	Henrik Stenson - 284	\$1,442,826	Muirfield, (71/7,030)
7/22/2012	\$8,000,000	Ernie Els	273 (-7)	Adam Scott - 274 (-6)	\$1,405,890	Royal Lytham St. Anne, (70/7,086)
7/17/2011	\$7,300,000	Darren Clarke	275 (-5)	Phil Mickelson - 278 (-2) Dustin Johnson - 278 (-2)	\$1,452,078	Royal St. George's GC, (70/7,211)
7/18/2010	\$7,000,000	Louis Oosthuizen	272 (-16)	Lee Westwood - 279 (-9)	\$1,305,593.20	St. Andrews GC (Old Course), (72/7,305)
7/19/2009	\$6,519,273	Stewart Cink *	278 (-2)	Tom Watson - 278 (-2)	\$1,221,005.25	Turnberry (Ailsa), (70/7,204)
7/20/2008	\$8,161,173	Padraig Harrington	283 (3)	Ian Poulter - 287 (7)	\$1,498,875	Royal Birkdale GC, (70/7,173)
7/22/2007	\$8,177,452	Padraig Harrington *	277 (-7)	Sergio Garcia - 277 (-7)	\$1,542,450	Carnoustie GC, (71/7,361)
7/23/2006	\$6,750,000	Tiger Woods	270 (-18)	Chris DiMarco - 272 (-16)	\$1,338,480	Royal Liverpool GC, (72/7,258)
7/17/2005	\$6,754,555	Tiger Woods	274 (-14)	Colin Montgomerie - 279 (-9)	\$1,261,584	St. Andrews Links (Old Course), (72/7,279)
7/18/2004	\$7,154,642	Todd Hamilton *	274 (-10)	Ernie Els - 274 (-10)	\$1,348,272	Royal Troon GC, (71/7,175)
7/20/2003	\$5,883,110	Ben Curtis	283 (-1)	Vijay Singh - 284 Thomas Bjørn - 284	\$1,112,720	Royal St. George GC, Dublin, OH (71/7,106)
7/21/2002	\$5,878,344	Ernie Els *	278 (-6)	Steve Elkington - 278 (-6) Thomas Levet - 278 (-6) Stuart Appleby - 278 (-6)	\$1,106,140	Muirfield, (71/7,030)
7/22/2001	\$4,497,864	David Duval	274 (-10)	Niclas Fasth - 277 (-7)	\$858,300	Royal Lytham St. Anne, (71/6,905)
7/23/2000	\$3,998,054	Tiger Woods	269 (-19)	Ernie Els - 277 (-11) Thomas Bjørn - 277 (-11)	\$759,150	St. Andrews GC (Old Course), (72/7,115)
7/18/1999	\$3,308,472	Paul Lawrie *	290 (6)	Jean Van de Velde - 290 (6) Justin Leonard - 290 (6)	\$546,805	Carnoustie GC, (71/7,361)
7/19/1998	\$2,824,876	Mark O'Meara *	280	Brian Watts - 280	\$493,500	Royal Birkdale GC, (70/7,018)
7/20/1997	\$2,553,964	Justin Leonard	272 (-12)	Jesper Parnevik - 275 (-9) Daren Clarke - 275 (-9)	\$418,875	Royal Troon GC, (71/7,079)
7/21/1996	\$2,124,120	Tom Lehman	271 (-13)	Mark McCumber - 273 (-11) Ernie Els - 273 (-11)	\$310,000	Royal Lytham & St. Anne's, (71/6,892)
7/23/1995	\$2,081,484	John Daly *	282 (-6)	Costantino Rocca - 282 (-6)	\$199,375	St. Andrews (Old Course), (72/6,933)
7/17/1994		Nick Price	268	Jesper Parnevik - 269	\$178,200	Turnberry (Ailsa), (70/6,957)
7/18/1993	\$1,540,000	Greg Norman	267	Nick Faldo - 269 (-7)	\$154,000	Royal St. George's GC, (70/6,860)
7/19/1992	\$1,900,000	Nick Faldo	272	John Cook - 273	\$190,000	Muirfield, (71/7,030)
7/22/1991	\$1,647,360	Ian Baker-Finch	272 (-8)	Mike Harwood - 274 (-6)	\$151,200	Royal Birkdale GC, (70/6,940)
7/22/1990		Nick Faldo	270 (-18)	Mark McNulty - 275 (-13) Payne Stewart - 275 (-13)	\$153,850	St. Andrews GC (Old Course), (72/7,115)
7/23/1989	\$1,165,600	Mark Calcavecchia *	275 (-13)	Wayne Grady - 275 (-13) Greg Norman - 275 (-13)	\$128,000	Royal Troon GC, (72/7,067)
7/17/1988		Seve Ballesteros	273	Nick Price - 275	\$136,000	Royal Lytham & St. Anne's, (72/6,857)
7/19/1987		Nick Faldo	279 (-5)	Paul Azinger - 280 (-4) Rodger Davis - 280 (-4)	\$120,000	Muirfield, (71/7,030)
7/20/1986		Greg Norman	280	Gordon Brand - 285 (5)	\$105,000	Turnberry (Ailsa), (70/6,957)
7/21/1985		Sandy Lyle	282 (2)	Payne Stewart - 283 (3)	\$94,250	Royal St. George's GC, (70/6,857)
7/22/1984		Seve Ballesteros	276	Bernhard Langer - 278 Tom Watson - 278	\$71,500	St. Andrews GC (Old Course), (72/6,933)
7/17/1983		Tom Watson	275	Andy Bean - 276 Hale Irwin - 276	\$60,000	Royal Birkdale GC, (70/6,968)
7/18/1982		Tom Watson	284	Peter Oosterhuis - 285 (1) Nick Price - 285 (1)	\$54,400	Royal Troon GC, (71/7,079)
7/19/1981		Bill Rogers	276 (-4)	Bernhard Langer - 280	\$50,000	Royal St. George's GC, (70/6,827)
7/20/1980		Tom Watson	271 (-13)	Lee Trevino - 275 (-9)	\$60,000	Muirfield, (71/7,030)
7/21/1979		Seve Ballesteros	283 (-1)	Ben Crenshaw - 286 (2) Jack Nicklaus - 286 (2)	\$31,500	Royal Lytham St. Anne, (71/6,822)
7/15/1978		Jack Nicklaus	281 (-7)	Ben Crenshaw - 283 (-5) Raymond Floyd - 283 (-5) Tom Kite - 283 (-5) Simon Owen - 283 (-5)	\$23,750	St. Andrews GC (Old Course), (72/6,933)
7/9/1977		Tom Watson	268 (-12)	Jack Nicklaus - 269 (-11)	\$17,000	Turnberry (Ailsa), (70/6,715)
7/10/1976		Johnny Miller	279 (-9)	Seve Ballesteros - 285 (-3) Jack Nicklaus - 285 (-3)	\$13,500	Royal Birkdale GC, (72/7,001)
7/12/1975		Tom Watson	350 (-10)	Jack Newton - 351 (-9)	\$16,500	Carnoustie GC, (72/7,065)
7/13/1974		Gary Player	282 (-2)	Peter Oosterhuis - 286 (2)	\$13,200	Royal Lytham St. Anne, (71/6,822)
7/14/1973		Tom Weiskopf	276 (-12)	Johnny Miller - 279 (-9) Neil Coles - 279 (-9)	\$14,300	Royal Troon GC, (72/7,064)
7/15/1972		Lee Trevino	278 (-6)	Jack Nicklaus - 279 (-5)	\$13,750	Muirfield, (71/6,892)
7/10/1971		Lee Trevino	278 (-6)	Lu-Liang Huan - 279 (-5)	\$13,200	Royal Birkdale GC, (71/7,080)
7/11/1970		Jack Nicklaus	355 (-5)	Doug Sanders - 356 (-4)	\$12,600	St. Andrews GC (Old Course), (72/6,951)
7/12/1969		Tony Jacklin	280 (-4)	Bob Charles - 282 (-2)	\$10,200	Royal Lytham St. Anne, (71/6,848)
7/13/1968		Gary Player	289 (1)	Bob Charles - 291 (3) Jack Nicklaus - 291 (3)	\$7,200	Carnoustie GC, (72/7,252)
7/15/1967		Roberto De Vincenzo	278 (-10)	Jack Nicklaus - 280 (-8)	\$5,880	Royal Liverpool GC, (72/6,995)
7/9/1966		Jack Nicklaus	282 (-2)	Doug Sanders - 283 (-1) Dave Thomas - 283 (-1)	\$5,880	Muirfield, (71/6,887)
7/9/1965		Peter Thomson	285 (-7)	Christy O'Connor Sr - 287 (-5) Brian Huggett - 287 (-5)	\$4,900	Royal Birkdale GC, (73/7,037)
7/10/1964		Tony Lema	279 (-9)	Jack Nicklaus - 284 (-4)	\$4,200	St. Andrews GC (Old Course), (72/6,926)
7/12/1963		Bob Charles	277 (-7)	Phil Rodgers - 277 (-7)	\$4,200	Royal Lytham St. Anne, (71/6,836)
7/13/1962		Arnold Palmer	276 (276)	Kel Nagle - 282 (282)		Royal Troon GC,
7/14/1961		Arnold Palmer	284 (-12)	Dai Rees - 285 (-11)		Royal Birkdale GC, (74/6,844)
7/8/1960		Kel Nagle	278 (278)	Arnold Palmer - 279 (279)	\$3,500	St. Andrews GC (Old Course),
7/3/1959		Gary Player	284 (-4)	Flory Van Donck - 286 (-2) Fred Bullock - 286 (-2)	\$2,800	Muirfield, (72/6,805)
7/4/1958		Peter Thomson	278 (278)	Dave Thomas - 278 (278)	\$2,800	Royal Lytham St. Anne,
7/5/1957		Bobby Locke	279 (279)	Peter Thomson - 282 (282)	\$2,800	St. Andrews GC (Old Course),
7/6/1956		Peter Thomson	286 (-2)	Flory Van Donck - 289 (1)	\$2,800	Royal Liverpool GC, (72/6,960)
7/8/1955		Peter Thomson	281 (281)	John Fallon - 283 (283)	\$2,800	St. Andrews GC (Old Course),
7/9/1954		Peter Thomson	283 (-13)	Bobby Locke - 284 (-12) Dai Rees - 284 (-12) Sid Scott - 284 (-12)		Royal Birkdale GC, (74/6,857)
7/10/1953		Ben Hogan	282 (282)	Antonio Cerda - 286 (286) Peter Thomson - 286 (286) Frank Stranahan - 286 (286) Dai Rees - 286 (286)		Carnoustie GC,
7/11/1952		Bobby Locke	287 (287)	Peter Thomson - 288 (288)		Royal Lytham St. Anne,

Tournament History

End Date	Purse	Winner	Score	Runner-Up	Earnings	Location (Par/Yards)
7/6/1951		Max Faulkner	285 (285)	Antonio Cerda - 287 (287)		Royal Portrush GC,
7/7/1950		Bobby Locke	279 (-1)	Roberto De Vicenzo - 281 (1)		Royal Troon GC, (70/6,583)
7/8/1949		Bobby Locke *	283	Harry Bradshaw - 283		
7/2/1948		Henry Cotton	284 (284)	Fred Daly - 289 (289)		Muirfield,
7/4/1947		Fred Daly	293 (5)	Frank Stranahan - 294 (6)		Royal Liverpool GC, (72/7,078)
				Reggie Home - 294 (6)		
7/5/1946		Sam Snead	290 (290)	Johnny Bulla - 294 (294)		St. Andrews GC (Old Course),
				Bobby Locke - 294 (294)		
7/7/1939		Dick Burton	290 (290)	Johnny Bulla - 292 (292)		St. Andrews GC (Old Course),
7/8/1938		RA Whitcombe	295	James Adams - 297		
7/9/1937		Henry Cotton	290 (290)	RA Whitcombe - 292 (292)		Camoustie GC,
6/26/1936		Alfred Padgham	287 (-1)	James Adams - 288		Royal Liverpool GC, (72/7,078)
6/28/1935		Alfred Perry	283 (283)	Alfred Padgham - 287 (287)		Muirfield,
6/29/1934		Henry Cotton	283	Sid Brews - 288		
7/7/1933		Denny Shute	292 (292)	Craig Wood - 292 (292)		St. Andrews GC (Old Course),
6/10/1932		Gene Sarazen	283	Macdonald Smith - 288		
6/5/1931		Tommy Armour	296 (296)	Jose Jurado - 297 (297)		Camoustie GC,
6/20/1930		Bobby Jones	291 (291)	Leo Diegel - 293 (293)		Royal Liverpool GC,
				Macdonald Smith - 293 (293)		
5/10/1929		Walter Hagen	292 (292)	Johnny Farrell - 298 (298)		Muirfield,
5/11/1928		Walter Hagen	292	Gene Sarazen - 294		
7/15/1927		Bobby Jones	285 (285)	Aubrey Boomer - 291 (291)		St. Andrews GC (Old Course),
				Fred Robson - 291 (291)		
6/24/1926		Bobby Jones	291 (291)	Al Watrous - 293 (293)		Royal Lytham St. Anne,
6/26/1925		James Barnes	300 (300)	Archie Compston - 301 (301)		Prestwick GC,
				Edward (TED) Ray - 301 (301)		
6/27/1924		Walter Hagen	301	Ernest Whitcombe - 302		Royal Liverpool GC,
6/15/1923		Arthur Havers	295	Walter Hagen - 296		Royal Troon GC,
6/23/1922		Walter Hagen	300	James Barnes - 301		
				George Duncan - 301		
6/25/1921		Jock Hutchison *	296	Roger Wethered - 296		St. Andrews GC (Old Course),
7/1/1920		George Duncan	303	Alex Herd - 305		Royal Cinque Ports GC,
6/19/1914		Harry Vardon	306	J. Taylor - 309		Prestwick GC,
6/24/1913		J. Taylor	304	Edward (TED) Ray - 312		Royal Liverpool GC,
6/25/1912		Edward (TED) Ray	295	Harry Vardon - 299		Muirfield,
6/29/1911		Harry Vardon *	303	Amaud Massy - 303		
6/24/1910		James Braid	299	Alex Herd - 303		St. Andrews GC (Old Course),
6/11/1909		J. Taylor	295	James Braid - 301		Royal Cinque Ports GC,
				Tom Ball - 301		
6/19/1908		James Braid	291	Tom Ball - 299		Prestwick GC,
6/21/1907		Amaud Massy	312	J. Taylor - 314		Royal Liverpool GC,
6/15/1906		James Braid	300	J. Taylor - 304		Muirfield,
6/9/1905		James Braid	318	J. Taylor - 323		St. Andrews GC (Old Course),
				Rowland Jones - 323		
6/10/1904		Jack White	296	J. Taylor - 297		
				James Braid - 297		
6/10/1903		Harry Vardon	300	Tom Vardon - 306		Prestwick GC,
6/5/1902		Alex Herd	307	Harry Vardon - 308		Royal Liverpool GC,
				James Braid - 308		
6/6/1901		James Braid	309	Harry Vardon - 312		Muirfield,
6/7/1900		J. Taylor	309	Harry Vardon - 317		St. Andrews GC (Old Course),
6/8/1899		Harry Vardon	310	Jack White - 315		
6/9/1898		Harry Vardon	307	Willie Park Jr - 308		Prestwick GC,
5/20/1897		Harold Hilton	314	James Braid - 315		Royal Liverpool GC, (72/6,150)
6/11/1896		Harry Vardon *	316	J. Taylor - 316		Muirfield,
6/13/1895		J. Taylor	322	Alex Herd - 326		St. Andrews GC (Old Course),
6/12/1894		J. Taylor	326	Douglas Rolland - 331		
9/1/1893		William Auchterlonie	322	John Laidlay - 324		Prestwick GC,
9/23/1892		Harold Hilton	305	Alex Herd - 308		Muirfield,
				John Ball - 308		
				Hugh Kirkaldy - 308		
10/6/1891		Hugh Kirkaldy	166	Andrew Kirkaldy - 168		St. Andrews GC (Old Course),
				Willie Fernie - 168		
9/11/1890		John Ball	164	Willie Fernie - 167		Prestwick GC,
				Archie Simpson - 167		
11/8/1889		Willie Park Jr *	155	Andrew Kirkaldy - 155		Musselburgh Links,
10/6/1888		Jack Burns	171	Ben Sayers - 172		St. Andrews GC (Old Course),
				David Anderson, Jr. - 172		
9/16/1887		Willie Park Jr	161	Bob Martin - 162		Prestwick GC,
11/5/1886		David Brown	157	Willie Campbell - 159		Musselburgh Links,
10/3/1885		Bob Martin	171	Archie Simpson - 172		St. Andrews GC (Old Course),
10/3/1884		Jack Simpson	160	Douglas Rolland - 164		Prestwick GC,
				Willie Fernie - 164		
11/16/1883		Willie Fernie *	158	Robert Ferguson - 159		Musselburgh Links,
9/30/1882		Robert Ferguson	171	Willie Fernie - 174		St. Andrews GC (Old Course),
10/14/1881		Robert Ferguson	170	Jamie Anderson - 173		Prestwick GC,
4/9/1880		Robert Ferguson	162	Peter Paxton - 167		Musselburgh Links,
9/27/1879		Jamie Anderson	169	Andrew Kirkaldy - 172		St. Andrews GC (Old Course),
				James Allan - 172		
10/4/1878		Jamie Anderson	157	Bob Kirk - 159		Prestwick GC,
4/6/1877		Jamie Anderson	160	Robert Pringle - 162		Musselburgh Links,
9/30/1876		Bob Martin *	176	David Strath - 176		St. Andrews GC (Old Course),
9/10/1875		Willie Park	166	Bob Martin - 168		Prestwick GC,
4/10/1874		Mungo Park	159	Tom Jr Morris - 161		Musselburgh Links,
10/4/1873		Tom Kidd	179	Jamie Anderson - 180		St. Andrews GC (Old Course),
9/13/1872		Tom Jr Morris	166	David Strath - 169		Prestwick GC,
9/15/1870		Tom Jr Morris	149	Bob Kirk - 161		Prestwick GC,
				David Strath - 161		
9/16/1869		Tom Jr Morris	157	Bob Kirk - 168		Prestwick GC,
9/23/1868		Tom Jr Morris	154	Tom Sr Morris - 157		Prestwick GC,
9/26/1867		Tom Sr Morris	170	Willie Park - 172		Prestwick GC,
9/13/1866		Willie Park	169	David Park - 171		Prestwick GC,
9/14/1865		Andrew Strath	162	Willie Park - 164		Prestwick GC,
9/16/1864		Tom Sr Morris	167	Andrew Strath - 169		Prestwick GC,
9/18/1863		Willie Park	168	Tom Sr Morris - 170		Prestwick GC,
9/11/1862		Tom Sr Morris	163	Willie Park - 176		Prestwick GC,
9/26/1861		Tom Sr Morris	163	Willie Park - 167		Prestwick GC,
10/17/1860		Willie Park	174	Tom Sr Morris - 176		Prestwick GC,

* indicates playoff

Barbasol Championship

Nicholasville, Kentucky • July 18-21, 2019

Keene Trace Golf Club

Par/Yards: 36-36--72 | 7,328



FedExCup Points (first): 300



Winner: Jim Herman

FedExCup Points: 300

65-65-62-70 262 (-26) | \$630,000

Leaders

Round 1

J.T. Poston	62 (-10)
Nick Taylor	63 (-9)
Wes Roach	64 (-8)
Jim Herman	65 (-7)
8 tied at position	65 (-7)

Round 2

Jim Herman	130 (-14)
Bill Haas	131 (-13)
D.J. Trahan	132 (-12)
David Toms	132 (-12)
Kelly Kraft	132 (-12)
Kramer Hickok	132 (-12)

Round 3

Jim Herman	192 (-24)
Kelly Kraft	193 (-23)
Austin Cook	196 (-20)
Bill Haas	196 (-20)
Josh Teater	199 (-17)
Sebastián Muñoz	199 (-17)
Sepp Straka	199 (-17)

Order of Finish (cut: 36 HOLES: 78 professionals and 1 amateur at -4 (140) or better. 54 HOLES: 71 professionals and 1 amateur at -5 (211) or better.)

Pos	Player	Scores	Total	FedExCup Points	Earnings	Pos	Player	Scores	Total	FedExCup Points	Earnings	Pos	Player	Scores	Total	FedExCup Points	Earnings
1	Jim Herman	65 65 62 70	262 (-26)	300	\$630,000	T45	Ricky Barnes	66 70 72 69	277 (-11)	6	\$9,634	CUT	David Lingmerth	79 63	142 (-2)	--	--
2	Kelly Kraft	65 67 61 70	263 (-25)	165	\$378,000	T45	Whee Kim	69 70 68 70	277 (-11)	6	\$9,634	CUT	Roberto Diaz	74 69	143 (-1)	--	--
3	Sepp Straka	68 68 63 66	265 (-23)	105	\$238,000	T45	Wes Roach	64 69 75 69	277 (-11)	6	\$9,634	CUT	Derek Ernst	73 70	143 (-1)	--	--
T4	Austin Cook	67 66 63 70	266 (-22)	73	\$154,000	T45	Charlie Beljan	68 66 72 71	277 (-11)	6	\$9,634	CUT	Patrick Rodgers	70 73	143 (-1)	--	--
T4	Matt Jones	66 70 67 63	266 (-22)	73	\$154,000	T45	Stephen Stallings Jr.	70 68 69 70	277 (-11)	--	\$9,634	CUT	Mark Wilson	71 72	143 (-1)	--	--
T6	Josh Teater	65 70 64 68	267 (-21)	55	\$117,250	T45	Case Cochran	71 64 68 74	277 (-11)	--	\$9,634	CUT	Troy Merritt	73 70	143 (-1)	--	--
T6	D.J. Trahan	65 67 69 66	267 (-21)	55	\$117,250	T53 (A)	Cullan Brown	72 68 67 71	278 (-10)	--	--	CUT	Grover Justice	70 73	143 (-1)	--	--
T6	Martin Laird	68 66 70 63	267 (-21)	55	\$117,250	T53	Brendon Todd	70 70 71 67	278 (-10)	3	\$7,882	CUT	Jason Bohn	74 69	143 (-1)	--	--
T9	Dominic Bozzelli	67 68 65 68	268 (-20)	43	\$98,000	T53	Seamus Power	69 69 72 68	278 (-10)	3	\$7,882	CUT	Chris Wilson	73 70	143 (-1)	--	--
T9	Sebastián Muñoz	65 68 66 69	268 (-20)	43	\$98,000	T53	Peter Uihlein	69 69 71 69	278 (-10)	3	\$7,882	CUT	Parker McLachlin	72 71	143 (-1)	--	--
T11	Denny McCarthy	67 69 67 66	269 (-19)	34	\$77,000	T53	Nicholas Lindheim	69 70 69 70	278 (-10)	3	\$7,882	CUT	John Daly	71 72	143 (-1)	--	--
T11	Cameron Davis	67 69 69 64	269 (-19)	34	\$77,000	T53	Satoshi Kodaira	67 72 71 68	278 (-10)	3	\$7,882	CUT	Jonathan Kaye	72 71	143 (-1)	--	--
T11	José de Jesús Rodríguez	68 65 69 67	269 (-19)	34	\$77,000	T53	Brandon Harkins	68 72 68 70	278 (-10)	3	\$7,882	CUT	Steve Flesch	72 71	143 (-1)	--	--
T11	Bill Haas	65 66 65 73	269 (-19)	34	\$77,000	T53	George McNeill	71 67 73 67	278 (-10)	3	\$7,882	CUT (A)	Callum Bruce	74 69	143 (-1)	--	--
T15	Nick Taylor	63 72 69 66	270 (-18)	30	\$59,500	T53	Ryan Armour	70 67 72 69	278 (-10)	3	\$7,882	CUT	Hunter Richardson	75 69	144 (0)	--	--
T15	Ryan Blum	68 70 65 67	270 (-18)	30	\$59,500	T53	Daniel Chopra	67 73 68 70	278 (-10)	3	\$7,882	CUT	Ollie Schniederjans	74 70	144 (0)	--	--
T15	Kyle Jones	67 71 65 67	270 (-18)	30	\$59,500	T53	Rod Pampling	68 71 68 71	278 (-10)	3	\$7,882	CUT	Mike Weir	76 68	144 (0)	--	--
T18	Anders Albertson	66 70 67 68	271 (-17)	28	\$47,250	T64	Robert Garrigus	70 65 72 72	279 (-9)	2	\$7,385	CUT	Y.E. Yang	75 69	144 (0)	--	--
T18	Adam Schenk	70 66 70 65	271 (-17)	28	\$47,250	T64	Jonathan Byrd	73 66 68 72	279 (-9)	2	\$7,385	CUT	Brian Stuard	75 69	144 (0)	--	--
T18	Brice Garnett	69 67 68 67	271 (-17)	28	\$47,250	T64	Jhonattan Vegas	69 69 70 71	279 (-9)	2	\$7,385	CUT	Will Claxton	74 70	144 (0)	--	--
T18	Jason Dufner	67 70 68 66	271 (-17)	28	\$47,250	T64	Julian Etulain	69 70 72 68	279 (-9)	2	\$7,385	CUT	Robert Streb	76 68	144 (0)	--	--
T22	Roberto Castro	65 69 70 68	272 (-16)	25	\$37,800	68	Chip McDaniel	71 67 72 70	280 (-8)	--	\$7,210	CUT	Berry Henson	72 73	145 (1)	--	--
T22	Stephan Jaeger	68 70 65 69	272 (-16)	25	\$37,800	69	Boo Weekley	68 72 71 71	282 (-6)	2	\$7,140	CUT	Steve Allen	73 72	145 (1)	--	--
T24	Zack Sucher	70 65 69 69	273 (-15)	21	\$29,050	T70	Freddie Jacobson	67 68 72 76	283 (-5)	2	\$7,035	CUT	Joey Garber	72 73	145 (1)	--	--
T24	Billy Hurley III	68 67 67 71	273 (-15)	21	\$29,050	T70	Hank Lebioda	70 64 76 73	283 (-5)	2	\$7,035	CUT	Marcos Montenegro	72 73	145 (1)	--	--
T24	Ted Potter, Jr.	71 68 69 65	273 (-15)	21	\$29,050	72	Arjun Atwal	71 69 70 76	286 (-2)	2	\$6,930	CUT	Trey Mullinax	69 77	146 (2)	--	--
T24	Richy Werenski	69 67 70 67	273 (-15)	21	\$29,050	T73	Charlie Wi	71 69 72	212 (-4)	2	\$6,825	CUT	Cooper Musselman	73 73	146 (2)	--	--
T24	Kramer Hickok	65 67 70 71	273 (-15)	21	\$29,050	T73	Peter Malnati	70 68 74	212 (-4)	2	\$6,825	CUT	Brendon de Jonge	70 76	146 (2)	--	--
T29	Cody Gribble	68 66 70 70	274 (-14)	16	\$21,775	T75	Heath Slocum	71 69 73	213 (-3)	2	\$6,685	CUT	Chad Campbell	74 72	146 (2)	--	--
T29	J.T. Poston	62 73 69 70	274 (-14)	16	\$21,775	T75	John Merrick	69 67 77	213 (-3)	2	\$6,685	CUT	Beau Hossler	74 72	146 (2)	--	--
T29	David Toms	68 64 73 69	274 (-14)	16	\$21,775	77	Sam Saunders	70 70 74	214 (-2)	1	\$6,580	CUT	Eric Axley	72 75	147 (3)	--	--
T29	Alex Prugh	68 69 66 71	274 (-14)	16	\$21,775	78	Will MacKenzie	67 69 79	215 (-1)	1	\$6,510	CUT	Tim Herron	75 73	148 (4)	--	--
T29	Harris English	72 66 68 68	274 (-14)	16	\$21,775	79	Johnson Wagner	69 71 77	217 (1)	1	\$6,440	CUT	Omar Uresti	74 74	148 (4)	--	--
T29	Scott Langley	69 68 68 69	274 (-14)	16	\$21,775	CUT	Troy Matteson	68 73	141 (-3)	--	--	CUT	Jay McLuen	75 73	148 (4)	--	--
T29	Chase Wright	67 67 72 68	274 (-14)	16	\$21,775	CUT	J.J. Henry	70 71	141 (-3)	--	--	CUT	Seth Reeves	72 76	148 (4)	--	--
T36	Tom Hoge	67 69 68 71	275 (-13)	12	\$17,208	CUT	Brian Gay	71 70	141 (-3)	--	--	CUT	Hunter Stewart	76 73	149 (5)	--	--
T36	Fabián Gómez	71 68 70 66	275 (-13)	12	\$17,208	CUT	Adam Svensson	72 69	141 (-3)	--	--	CUT	John Senden	74 75	149 (5)	--	--
T36	Tom Lovelady	69 65 68 73	275 (-13)	12	\$17,208	CUT	Lukas Euler	74 67	141 (-3)	--	--	CUT	Robert Allenby	76 74	150 (6)	--	--
T39	Tyrene Van Aswegen	70 66 72 68	276 (-12)	9	\$14,000	CUT	Tyler Duncan	71 70	141 (-3)	--	--	CUT	Brian Davis	76 76	152 (8)	--	--
T39	Tommy Gainey	72 68 65 71	276 (-12)	9	\$14,000	CUT	Chris Thompson	71 71	142 (-2)	--	--	W/D	Brady Schnell	75	75 (3)	--	--
T39	Ben Silverman	70 68 65 73	276 (-12)	9	\$14,000	CUT	John Rollins	70 72	142 (-2)	--	--						
T39	John Chin	73 66 67 70	276 (-12)	9	\$14,000	CUT	Andres Romero	72 70	142 (-2)	--	--						
T39	Shawn Stefani	69 70 65 72	276 (-12)	9	\$14,000	CUT	Chad Collins	68 74	142 (-2)	--	--						
T39	Chris Couch	70 69 69 68	276 (-12)	9	\$14,000	CUT	Danny Lee	75 67	142 (-2)	--	--						
T45	David Hearn	69 69 68 71	277 (-11)	6	\$9,634	CUT	Derek Fathauer	70 72	142 (-2)	--	--						
T45	Hunter Mahan	70 70 69 68	277 (-11)	6	\$9,634	CUT	Martin Piller	70 72	142 (-2)	--	--						

Notes

Jim Herman captured his second PGA TOUR victory, winning the Barbasol Championship by one stroke over Kelly Kraft. The victory came in his 175th career TOUR start at the age of 41 years, 8 months, 16 days.

Jim Herman shot a third-round 62, his third career sub-63 score on TOUR, and successfully converted the 54-hole lead/co-lead for the second time in his second career attempt. The win marked Jim Herman's first win since the 2016 Houston Open and first top-10 since the 2017 Valspar Championship (T3).

Jim Herman's 36-hole (130), 54-hole (192) and 72-hole (262) totals all topped his career-bests entering the week. He led the field in Scrambling (8/9).

Kelly Kraft finished one stroke behind champion Jim Herman, earning a solo-second on TOUR for the third consecutive season. Kraft's week was highlighted by a third-round 61, two better than his previous-low round on TOUR.

Sepp Straka finished solo-third, his first career top-10 on TOUR. Straka led the field in Driving Accuracy (46/56) and Par-4 Scoring Average (3.65).

En route to a T29, J.T. Poston opened with a 62 to hold a one-shot lead after 18 holes, his first solo-lead after any round on the PGA TOUR.

In his hometown of Lexington, Kentucky, Josh Teater finished T6. It represented Teater's best finish on TOUR since the 2013 Genesis Open (T6). Defending champion Troy Merritt missed the cut by three shots.

Tournament History

End Date	Purse	Winner	Score	Runner-Up	Earnings	Location (Par/Yards)
Barbasol Championship						
7/21/2019	\$3,500,000	Jim Herman	262 (-26)	Kelly Kraft - 263 (-25)	\$630,000	Keene Trace Golf Club, Nicholasville, KY (72/7,328)
7/22/2018	\$3,500,000	Troy Merritt	265 (-23)	Billy Horschel - 266 (-22) Richy Werenski - 266 (-22) Tom Lovelady - 266 (-22)	\$630,000	Keene Trace Golf Club, Nicholasville, KY (72/7,328)
7/23/2017	\$3,500,000	Grayson Murray	263 (-21)	Chad Collins - 264 (-20)	\$630,000	RTJ Trail (Grand National), Auburn/Opelika, AL (71/7,302)
7/17/2016	\$3,500,000	Aaron Baddeley *	266 (-18)	Si Woo Kim - 266 (-18)	\$630,000	RTJ Trail (Grand National), Auburn/Opelika, AL (71/7,302)
7/19/2015	\$3,500,000	Scott Piercy	265 (-19)	Will Wilcox - 268 (-16)	\$630,000	RTJ Trail (Grand National), Auburn/Opelika, AL (71/7,302)

* indicates playoff

WEATHER: Thursday: Partly cloudy, hot and humid. High of 90. Wind SW 6-12 mph. **Friday:** Partly cloudy, hot and humid. High of 91. Wind SW 6-12 mph. **Saturday:** Mostly sunny, hot and humid. High of 94. Wind SW 6-12 mph. **Sunday:** Partly cloudy, hot and humid. High of 87. Wind SSW 6-12 mph. Play was suspended due to a dangerous weather situation at 2:07 p.m. with 32 players yet to complete their round. Play resumed at 5:14 p.m. for a delay of 3 hours, 7 minutes.

Tournament Record: 262

Jim Herman (2019)

Keene Trace Golf Club: 61

Kelly Kraft (2019)

Other Course: 60

Chad Collins (2017) - RTJ Trail (Grand National), Scott Stallings (2017) - RTJ Trail (Grand National), Jhonattan Vegas (2016) - RTJ Trail (Grand National)

3M Open

Blaine, Minnesota • July 23-26, 2020

TPC Twin Cities

Par/Yards: 35-36--71 | 7,431

**Winner: Michael Thompson**

FedExCup Points: 500

64-66-68-67 265 (-19) | \$1,188,000

3M Open

FedExCup Points (first): 500

Leaders

Round 1

Richy Werenski	63 (-8)
Michael Thompson	64 (-7)
Xinjun Zhang	65 (-6)
Tony Finau	65 (-6)
Ryan Moore	65 (-6)
Nick Watney	65 (-6)
Max Homa	65 (-6)
Bo Hoag	65 (-6)
Matthew Wolff	65 (-6)

Round 2

Richy Werenski	130 (-12)
Michael Thompson	130 (-12)
Tony Finau	131 (-11)
Talor Gooch	131 (-11)
Xinjun Zhang	132 (-10)

Round 3

Richy Werenski	198 (-15)
Michael Thompson	198 (-15)
Tony Finau	200 (-13)
Charl Schwartzel	200 (-13)
Max Homa	201 (-12)

Order of Finish (cut: 36 HOLES: 68 professionals at -2 (140) or better.)

Pos	Player	Scores	Total	FedExCup Points	Earnings	Pos	Player	Scores	Total	FedExCup Points	Earnings	Pos	Player	Scores	Total	FedExCup Points	Earnings
1	Michael Thompson	64 66 68 67	265 (-19)	500	\$1,188,000	T53	Robert Garrigus	66 71 67 73	277 (-7)	7	\$15,686	CUT	Russell Knox	76 67	143 (1)	--	--
2	Adam Long	68 72 63 64	267 (-17)	300	\$719,400	T53	Tim Wilkinson	70 69 67 71	277 (-7)	7	\$15,686	CUT	Doc Redman	70 73	143 (1)	--	--
T3	Cameron Tringale	69 70 63 66	268 (-16)	104	\$250,800	T56	Josh Teater	70 70 69 69	278 (-6)	6	\$15,312	CUT	Will Gordon	69 74	143 (1)	--	--
T3	Emiliano Grillo	71 68 64 65	268 (-16)	104	\$250,800	T56	Austin Cook	67 70 68 73	278 (-6)	6	\$15,312	CUT	Matthew NeSmith	72 71	143 (1)	--	--
T3	Tony Finau	65 66 69 68	268 (-16)	104	\$250,800	T58	Kramer Hickok	67 70 73 69	279 (-5)	5	\$14,982	CUT	Aaron Crawford	69 74	143 (1)	--	--
T3	Charles Howell III	71 65 67 65	268 (-16)	104	\$250,800	T58	John Merrick	71 69 70 69	279 (-5)	5	\$14,982	CUT	Keith Mitchell	69 74	143 (1)	--	--
T3	Charl Schwartzel	66 68 66 68	268 (-16)	104	\$250,800	T58	Bill Haas	70 69 72 68	279 (-5)	5	\$14,982	CUT	Chase Seiffert	69 74	143 (1)	--	--
T3	Alex Noren	67 69 66 66	268 (-16)	104	\$250,800	61	K.J. Choi	71 67 68 74	280 (-4)	5	\$14,718	CUT	Erik van Rooyen	74 69	143 (1)	--	--
T3	Max Homa	65 72 64 67	268 (-16)	104	\$250,800	T62	Peter Uihlein	70 69 72 70	281 (-3)	5	\$14,520	CUT	Peter Kuest	73 71	144 (2)	--	--
T3	Robby Shelton	68 68 68 64	268 (-16)	104	\$250,800	T62	Scott Stallings	71 64 73 73	281 (-3)	5	\$14,520	CUT	Sahithi Theegala	72 72	144 (2)	--	--
T3	Richy Werenski	63 67 68 70	268 (-16)	104	\$250,800	64	George McNeill	70 70 72 73	285 (1)	4	\$14,322	CUT	David Lingmerth	73 71	144 (2)	--	--
T12	Cameron Davis	67 66 69 68	270 (-14)	57	\$127,050	65	Bo Van Pelt	66 68 76 76	286 (2)	4	\$14,190	CUT	Luke Donald	74 70	144 (2)	--	--
T12	Matthew Wolff	65 68 70 67	270 (-14)	57	\$127,050	66	Kyoung-Hoon Lee	70 70 71 76	287 (3)	4	\$14,058	CUT	Parker McLachlin	71 73	144 (2)	--	--
T12	Ryan Moore	65 70 67 68	270 (-14)	57	\$127,050	67	Tommy Gainey	68 72 73 75	288 (4)	4	\$13,926	CUT	Cameron Percy	74 70	144 (2)	--	--
T12	Nick Watney	65 69 68 68	270 (-14)	57	\$127,050	68	Matt Every	70 70 75 80	295 (11)	3	\$13,794	CUT	Brian Gay	71 73	144 (2)	--	--
T12	Xinjun Zhang	65 67 71 67	270 (-14)	57	\$127,050	CUT	Jhonattan Vegas	72 69	141 (-1)	--	--	CUT	Paul Casey	72 72	144 (2)	--	--
T12	Bo Hoag	65 73 69 63	270 (-14)	57	\$127,050	CUT	Bubba Watson	67 74	141 (-1)	--	--	CUT	Ryan Brehm	68 76	144 (2)	--	--
T18	Harris English	70 65 67 69	271 (-13)	45	\$87,450	CUT	Jonathan Byrd	72 69	141 (-1)	--	--	CUT	Fabian Gomez	70 74	144 (2)	--	--
T18	Dylan Frittelli	68 67 70 66	271 (-13)	45	\$87,450	CUT	Rich Beem	71 70	141 (-1)	--	--	CUT	Ted Potter, Jr.	74 71	145 (3)	--	--
T18	Sepp Straka	70 67 71 63	271 (-13)	45	\$87,450	CUT	Richy Barnes	72 69	141 (-1)	--	--	CUT	Chad Campbell	68 77	145 (3)	--	--
T18	Doug Ghim	70 68 67 66	271 (-13)	45	\$87,450	CUT	Tom Lehman	71 70	141 (-1)	--	--	CUT	Ben Martin	72 73	145 (3)	--	--
T18	Talor Gooch	66 65 72 68	271 (-13)	45	\$87,450	CUT	Tim Herron	72 69	141 (-1)	--	--	CUT	Sam Ryder	76 69	145 (3)	--	--
T23	Henrik Norlander	70 70 67 65	272 (-12)	37	\$63,690	CUT	Brandon Grace	72 69	141 (-1)	--	--	CUT	Dominic Bozzelli	69 77	146 (4)	--	--
T23	Aaron Baddeley	66 73 69 64	272 (-12)	37	\$63,690	CUT	Roberto Castro	72 69	141 (-1)	--	--	CUT (A)	Angus Flanagan	73 73	146 (4)	--	--
T23	Pat Perez	70 69 66 67	272 (-12)	37	\$63,690	CUT	Beau Hossler	71 70	141 (-1)	--	--	CUT	Peter Malnati	73 73	146 (4)	--	--
T26	Danny Lee	67 68 69 69	273 (-11)	30	\$48,180	CUT	Joseph Bramlett	70 71	141 (-1)	--	--	CUT	Seamus Power	68 78	146 (4)	--	--
T26	Brice Gamett	70 67 68 68	273 (-11)	30	\$48,180	CUT	Russell Henley	72 69	141 (-1)	--	--	CUT	Sangmoon Bae	75 71	146 (4)	--	--
T26	Bernad Wiesberger	73 66 66 68	273 (-11)	--	\$48,180	CUT	Aaron Wise	69 72	141 (-1)	--	--	CUT	Greg Chalmers	77 69	146 (4)	--	--
T26	Michael Gligic	72 68 68 65	273 (-11)	30	\$48,180	CUT	Ben Taylor	75 66	141 (-1)	--	--	CUT	Brendon de Jonge	66 80	146 (4)	--	--
T26	Hank Lebioda	69 70 65 69	273 (-11)	30	\$48,180	CUT	J.J. Spaun	69 72	141 (-1)	--	--	CUT	Vaughn Taylor	69 78	147 (5)	--	--
T26	Chase Koepka	70 68 72 63	273 (-11)	--	\$48,180	CUT	Kristoffer Ventura	70 71	141 (-1)	--	--	CUT	Daniel Chopra	72 75	147 (5)	--	--
T32	Sam Burns	70 69 69 66	274 (-10)	20	\$34,577	CUT	Wes Roach	74 67	141 (-1)	--	--	CUT	Nelson Ledesma	74 73	147 (5)	--	--
T32	Denny McCarthy	68 70 64 72	274 (-10)	20	\$34,577	CUT	Brooks Koepka	70 71	141 (-1)	--	--	CUT	Vincent Whaley	76 71	147 (5)	--	--
T32	Patrick Rodgers	66 68 70 70	274 (-10)	20	\$34,577	CUT	Derek Ernst	72 69	141 (-1)	--	--	CUT	Harry Higgs	72 76	148 (6)	--	--
T32	Matthias Schwab	70 67 68 69	274 (-10)	--	\$34,577	CUT	Wyndham Clark	68 74	142 (0)	--	--	CUT	Andrew Putnam	72 76	148 (6)	--	--
T32	Tom Lewis	68 71 67 68	274 (-10)	20	\$34,577	CUT	Chesson Hadley	71 71	142 (0)	--	--	CUT	Charley Hoffman	75 73	148 (6)	--	--
T32	Kyle Stanley	66 74 65 69	274 (-10)	20	\$34,577	CUT	Michael Kim	70 72	142 (0)	--	--	CUT	Hunter Mahan	73 75	148 (6)	--	--
T32	Luke List	68 72 67 67	274 (-10)	20	\$34,577	CUT	Robert Streb	73 69	142 (0)	--	--	CUT	Lucas Glover	73 75	148 (6)	--	--
T32	Rafa Cabrera Bello	71 69 70 64	274 (-10)	20	\$34,577	CUT	Mark Anderson	73 69	142 (0)	--	--	CUT	Rob Oppenheim	74 75	149 (7)	--	--
T32	Jason Dufner	68 72 66 68	274 (-10)	20	\$34,577	CUT	Troy Merritt	73 69	142 (0)	--	--	CUT	Hudson Swafford	75 74	149 (7)	--	--
T41	Brian Harman	76 64 68 67	275 (-9)	13	\$24,750	CUT	Roger Sloan	69 73	142 (0)	--	--	CUT	Shawn Stefani	74 75	149 (7)	--	--
T41	Chris Kirk	66 71 69 69	275 (-9)	13	\$24,750	CUT	Jamie Lovemark	72 70	142 (0)	--	--	CUT	Jake Kneen	78 71	149 (7)	--	--
T41	Bronson Burgoon	66 70 70 69	275 (-9)	13	\$24,750	CUT	Ryan Armour	72 70	142 (0)	--	--	CUT	Martin Trainer	75 75	150 (8)	--	--
T41	Chris Baker	68 72 69 66	275 (-9)	13	\$24,750	CUT	John Senden	72 70	142 (0)	--	--	CUT	Rhein Gibson	72 80	152 (10)	--	--
T41	Adam Schenk	67 69 72 67	275 (-9)	13	\$24,750	CUT	Scott Harrington	71 71	142 (0)	--	--	CUT	Ted Purdy	78 76	154 (12)	--	--
T46	Michael Gelleman	70 70 70 66	276 (-8)	9	\$17,980	CUT	Ryan Blum	73 70	143 (1)	--	--	CUT	Sebastian Cappelletti	74 85	159 (17)	--	--
T46	Brandon Haggy	70 69 68 69	276 (-8)	9	\$17,980	CUT	Scott Piercy	73 70	143 (1)	--	--	W/D	Chris Stroud	72	72 (1)	--	--
T46	Tom Hoge	69 67 70 70	276 (-8)	9	\$17,980	CUT	David Hearn	69 74	143 (1)	--	--	W/D	Seung-Yul Noh	74	74 (3)	--	--
T46	Si Woo Kim	71 65 68 72	276 (-8)	9	\$17,980	CUT	Johnson Wagner	71 72	143 (1)	--	--	W/D	Dustin Johnson	78	78 (7)	--	--
T46	Patton Kizzire	69 70 70 67	276 (-8)	9	\$17,980	CUT	D.J. Trahan	68 75	143 (1)	--	--						
T46	Stewart Cink	69 68 70 69	276 (-8)	9	\$17,980	CUT	Scott Brown	72 71	143 (1)	--	--						
T46	Alex Cejka	70 70 68 68	276 (-8)	9	\$17,980	CUT	Tommy Fleetwood	71 72	143 (1)	--	--						
T53	Arjun Atwal	73 67 71 66	277 (-7)	7	\$15,686	CUT	Zack Sucher	69 74	143 (1)	--	--						

Notes

Michael Thompson won the 3M Open by two strokes over Adam Long to earn his second PGA TOUR title. The victory came 7 years, 4 months, 23 days since Thompson won The Honda Classic in 2013.

Michael Thompson improved to 1-for-2 with the 36-hole lead/co-lead and 2-for-3 with the 54-hole lead/co-lead, having held a share of the lead after the second and third rounds. He led the field in Strokes Gained: Putting (1.819 per round) and co-lead in Par-4 Scoring Average (3.75).

Among the tournaments that Michael Thompson qualified for with the victory were the following week's World Golf Championships-FedEx St. Jude Invitational and the 2020 U.S. Open. Thompson and runner-up Adam Long were the top two players, not otherwise exempt for the U.S. Open, in the top 10 and ties, and thus earned those spots.

Adam Long finished second, two shots behind Michael Thompson. Long made the cut on the number before finishing with scores of 63 (R3) and 64 (R4).

Richy Werenski held at least a share of the lead after each of the first three rounds before finishing T3. Werenski's first-round 63 marked his second career score of 63 or better and first since 2018 The RSM Classic (63/R3).

Prior to leading/co-leading after each of the first three rounds, Richy Werenski had never led/co-led after any round on TOUR.

Defending champion Matthew Wolff finished T12 in his first title defense on the PGA TOUR.

WEATHER: Thursday: Due to fog, the start to round one was delayed by 19 minutes and began at 7:09 a.m. CT. Mostly sunny. High of 81. Wind SE 8-15 mph. **Friday:** Partly sunny. High of 92. Wind S 13-18, with gusts to 25 mph. **Saturday:** Due to expected inclement weather, tee times were 9:59 a.m. to 12 p.m. CT in threesomes off Nos. 1 and 10. Cloudy with scattered showers. High of 89. Wind S 14-20 mph, with gusts to 25 mph. **Sunday:** Due to expected inclement weather, tee times were from 9:59 a.m. to 12 p.m. CT in threesomes off Nos. 1 and 10. Cloudy. High of 82. Wind NW 7-14 mph. A total of 0.61 inches of rain fell overnight and into Sunday morning.

Tournament Record: 263

Matthew Wolff (2019)

TPC Twin Cities: 62

Scott Piercy (2019), Lucas Glover (2019), Bryson DeChambeau (2019), Matthew Wolff (2019)

Tournament History

End Date	Purse	Winner	Score	Runner-Up	Earnings	Location (Par/Yards)
3M Open						
7/26/2020	\$6,600,000	Michael Thompson	265 (-19)	Adam Long - 267 (-17)	\$1,188,000	TPC Twin Cities, Blaine, MN (71/7,431)
7/7/2019	\$6,400,000	Matthew Wolff	263 (-21)	Bryson DeChambeau - 264 (-20) Collin Morikawa - 264 (-20)	\$1,152,000	TPC Twin Cities, Blaine, MN (71/7,468)

* indicates playoff

World Golf Championships-FedEx St. Jude Invitational

Memphis, Tennessee • July 30-August 2, 2020

TPC Southwind

Par/Yards: 35-35--70 | 7,277

FedEx
St. Jude
INVITATIONAL™
FedExCup Points (first): 550



Winner: Justin Thomas

FedExCup Points: 550
66-70-66-65 267 (-13) | \$1,820,000

Leaders

Round 1

Brooks Koepka	62 (-8)
Rickie Fowler	64 (-6)
Brendon Todd	64 (-6)
Sung Kang	65 (-5)
Matt Kuchar	66 (-4)
Chez Reavie	66 (-4)
Justin Thomas	66 (-4)
Max Homa	66 (-4)

Round 2

Brendon Todd	129 (-11)
Rickie Fowler	131 (-9)
Byeong Hun An	133 (-7)
Brooks Koepka	133 (-7)
Chez Reavie	133 (-7)
Justin Thomas	136 (-4)

Round 3

Brendon Todd	198 (-12)
Byeong Hun An	199 (-11)
Rickie Fowler	200 (-10)
Brooks Koepka	201 (-9)
Justin Thomas	202 (-8)

Order of Finish

Pos	Player	Scores	Total	FedExCup Points	Earnings	Pos	Player	Scores	Total	FedExCup Points	Earnings	Pos	Player	Scores	Total	FedExCup Points	Earnings
1	Justin Thomas	66 70 66 65	267 (-13)	550	\$1,820,000	T25	Cameron Champ	71 68 67 69	275 (-5)	37	\$87,200	T57	Michael Thompson	70 74 69 69	282 (2)	6	\$37,250
T2	Tom Lewis	73 70 61 66	270 (-10)	193	\$695,000	T30	J.T. Poston	70 68 70 68	276 (-4)	28	\$72,000	T57	Gary Woodland	71 69 73 69	282 (2)	6	\$37,250
T2	Brooks Koepka	62 71 68 69	270 (-10)	193	\$695,000	T30	Jordan Spieth	68 69 68 71	276 (-4)	28	\$72,000	T59	Matt Jones	71 72 69 71	283 (3)	5	\$35,250
T2	Daniel Berger	71 67 67 65	270 (-10)	193	\$695,000	T30	Andrew Landry	70 72 66 68	276 (-4)	28	\$72,000	T59	Cameron Smith	72 72 71 68	283 (3)	5	\$35,250
T2	Phil Mickelson	67 70 66 67	270 (-10)	193	\$695,000	T30	Corey Connors	72 68 66 70	276 (-4)	28	\$72,000	T59	Jazz Janewattananond	75 71 68 69	283 (3)	--	\$35,250
T6	Louis Oosthuizen	68 67 68 68	271 (-9)	87	\$268,333	T30	Bryson DeChambeau	67 73 69 67	276 (-4)	28	\$72,000	T59	Viktor Hovland	67 75 72 69	283 (3)	5	\$35,250
T6	Chez Reavie	66 67 70 68	271 (-9)	87	\$268,333	T35	Sungjae Im	67 68 69 73	277 (-3)	19	\$56,111	T59	Robert MacIntyre	71 73 69 70	283 (3)	--	\$35,250
T6	Jason Day	68 67 69 67	271 (-9)	87	\$268,333	T35	Patrick Cantlay	73 72 65 67	277 (-3)	19	\$56,111	T59	Matt Wallace	72 71 73 67	283 (3)	5	\$35,250
T6	Matthew Fitzpatrick	70 64 69 68	271 (-9)	87	\$268,333	T35	Kevin Streelman	71 66 71 69	277 (-3)	19	\$56,111	T65	Victor Perez	73 71 70 70	284 (4)	--	\$33,250
T6	Xander Schauffele	68 70 67 66	271 (-9)	87	\$268,333	T35	Kevin Na	72 64 74 67	277 (-3)	19	\$56,111	T65	Tony Finau	70 68 72 74	284 (4)	4	\$33,250
T6	Shane Lowry	68 69 67 67	271 (-9)	87	\$268,333	T35	Nick Taylor	69 70 67 71	277 (-3)	19	\$56,111	T67	Brandt Snedeker	73 71 72 69	285 (5)	4	\$32,625
T12	Byeong Hun An	68 65 66 73	272 (-8)	65	\$166,667	T35	Graeme McDowell	68 70 70 69	277 (-3)	19	\$56,111	T67	Paul Casey	71 78 69 67	285 (5)	4	\$32,625
T12	Webb Simpson	69 66 68 68	272 (-8)	65	\$166,667	T35	Sergio Garcia	67 71 68 71	277 (-3)	19	\$56,111	T69	Ian Poulter	73 69 72 73	287 (7)	3	\$32,000
T12	Dustin Johnson	69 68 68 67	272 (-8)	65	\$166,667	T35	Henrik Stenson	69 69 70 69	277 (-3)	19	\$56,111	T69	Danny Willett	69 70 74 74	287 (7)	3	\$32,000
T15	Brendon Todd	64 65 69 75	273 (-7)	55	\$131,400	T35	Tommy Fleetwood	72 67 73 65	277 (-3)	19	\$56,111	T69	Tyrell Hatton	72 69 73 73	287 (7)	3	\$32,000
T15	Rickie Fowler	64 67 69 73	273 (-7)	55	\$131,400	T44	Jason Kokrak	69 68 71 70	278 (-2)	13	\$49,000	T72	Adam Hadwin	73 71 75 69	288 (8)	3	\$31,375
T15	Ryan Palmer	69 69 71 64	273 (-7)	55	\$131,400	T44	Sung Kang	65 69 72 72	278 (-2)	13	\$49,000	T72	Cheng Tsung Pan	72 74 70 72	288 (8)	3	\$31,375
T15	Abraham Ancer	67 75 65 66	273 (-7)	55	\$131,400	T44	Mackenzie Hughes	68 71 70 69	278 (-2)	13	\$49,000	74	Bernad Wiesberger	71 73 75 70	289 (9)	--	\$31,000
T15	Scottie Scheffler	69 67 69 68	273 (-7)	55	\$131,400	T47	Patrick Reed	71 69 69 70	279 (-1)	11	\$46,500	T75	Shaun Norris	73 76 72 69	290 (10)	--	\$30,625
T20	Erik van Rooyen	71 70 68 65	274 (-6)	--	\$106,200	T47	Rory McIlroy	73 66 73 67	279 (-1)	11	\$46,500	T75	Haotong Li	68 73 74 75	290 (10)	--	\$30,625
T20	Christiaan Bezuidenhout	71 69 64 70	274 (-6)	--	\$106,200	T49	Lucas Herbert	71 73 69 67	280 (0)	--	\$44,000	77	Sebastian Soderberg	72 71 75 73	291 (11)	--	\$30,250
T20	Collin Morikawa	70 71 67 66	274 (-6)	46	\$106,200	T49	Tyler Duncan	74 70 66 70	280 (0)	10	\$44,000	78	Rafa Cabrera Bello	73 74 76 72	295 (15)	2	\$30,000
T20	Joel Dahmen	72 67 65 70	274 (-6)	46	\$106,200	T49	Matthew Wolff	69 74 65 72	280 (0)	10	\$44,000						
T20	Hideki Matsuyama	68 71 67 68	274 (-6)	46	\$106,200	T52	Joaquin Niemann	73 73 68 67	281 (1)	7	\$40,000						
T25	Kevin Kisner	70 68 72 65	275 (-5)	37	\$87,200	T52	Jon Rahm	70 74 71 66	281 (1)	7	\$40,000						
T25	Billy Horschel	70 70 68 67	275 (-5)	37	\$87,200	T52	Max Homa	66 73 72 70	281 (1)	7	\$40,000						
T25	Matt Kuchar	66 72 71 66	275 (-5)	37	\$87,200	T52	Keegan Bradley	68 70 70 73	281 (1)	7	\$40,000						
T25	Bubba Watson	68 70 71 66	275 (-5)	37	\$87,200	T52	Marc Leishman	70 69 69 73	281 (1)	7	\$40,000						

Notes

Justin Thomas won the World Golf Championships-FedEx St. Jude Invitational for the second time, earning his 13th PGA TOUR title and third of the season.

At 27 years, 3 months, 4 days, Justin Thomas became the third player since 1960 to win 13 times by that age, joining Jack Nicklaus and Tiger Woods.

Following the win, Justin Thomas moved to No. 1 in the Official World Golf Ranking for the second time in his career and first since the week of June 3, 2018. He became the second consecutive FedExCup leader to win the event and fifth consecutive to enter the week No. 3 or better in both the FedExCup standings and OWGR (entered No. 1 and No. 3, respectively).

Justin Thomas Entered the final round trailing by four strokes, his largest comeback since the 2016 CIMB Classic (four strokes).

In his title defense, Brooks Koepka opened with a 62 en route to a T2. He became the first defending champion to finish runner-up since Xander Schauffele at the 2020 Sentry Tournament of Champions.

Brooks Koepka held a two-stroke lead after the first round, becoming the first defending champion on TOUR to hold the 18-hole lead/co-lead since he led outright after the first round of the 2019 PGA Championship. He began the first round with four consecutive birdies, opening a tournament on a Birdie Streak of four for the first time in his career.

Daniel Berger earned his fifth top-five in a six-start stretch, finishing T2. He played the event for the first time since it moved to TPC Southwind, site of his first two wins on the PGA TOUR. Berger earned a spot in the 2020 U.S. Open as the only player in the top 10 not otherwise exempt.

With a T2, Phil Mickelson became the first player age 50 or older to finish runner-up on TOUR since Vijay Singh at the 2016 Quicken Loans National. It marked the 37th second-place finish of his career and first since The American Express in 2019.

Tom Lewis closed with rounds of 61-66 to tie for second. He entered the third round tied for 57th before earning the runner-up result. Marked his first top-10 on the PGA TOUR.

Brendon Todd held the 36- and 54-hole before finishing T15. Todd held his fourth 54-hole lead/co-lead on TOUR during the season and fifth of his career.

WEATHER: Thursday: Partly sunny with intermittent showers. High of 91. Wind SW 12-16 mph, with gusts to 20 mph. **Friday:** Partly cloudy. High of 88. Wind SW 12-17 mph, with gusts to 23 mph. Due to expected inclement weather, tee times were moved to 7-9 a.m. CT. **Saturday:** Cloudy with early morning showers. High of 79. Wind W/NW 10-15 mph. Due to expected inclement weather, tee times were moved to threesomes off of both tees from 10 a.m. - noon CT. **Sunday:** Partly cloudy. High of 86. Wind WSW 5-10 mph.

Tournament Record: 259

Tiger Woods (2000)

TPC Southwind: 61

Tom Lewis (2020)

Other Course: 61

Hideki Matsuyama (2017) - Firestone CC (South), Sergio Garcia (2014) - Firestone CC (South), Tiger Woods (2013) - Firestone CC (South), Tiger Woods (2000) - Firestone GC (South)

Tournament History

End Date	Purse	Winner	Score	Runner-Up	Earnings	Location (Par/Yards)
World Golf Championships-FedEx St. Jude Invitational						
8/2/2020	\$10,500,000	Justin Thomas	267 (-13)	Phil Mickelson - 270 (-10) Tom Lewis - 270 (-10) Brooks Koepka - 270 (-10) Daniel Berger - 270 (-10)	\$1,820,000	TPC Southwind, Memphis, TN (70/7,277)
7/28/2019	\$10,250,000	Brooks Koepka	264 (-16)	Webb Simpson - 267 (-13)	\$1,745,000	TPC Southwind, Memphis, TN (70/7,237)
World Golf Championships-Bridgestone Invitational						
8/5/2018	\$10,000,000	Justin Thomas	265 (-15)	Kyle Stanley - 269 (-11)	\$1,700,000	Firestone CC (South), Akron, OH (70/7,400)
8/6/2017	\$9,750,000	Hideki Matsuyama	264 (-16)	Zach Johnson - 269 (-11)	\$1,660,000	Firestone CC (South), Akron, OH (70/7,400)
7/3/2016	\$9,500,000	Dustin Johnson	274 (-6)	Scott Piercy - 275 (-5)	\$1,620,000	Firestone CC (South), Akron, OH (70/7,400)
8/9/2015	\$9,250,000	Shane Lowry	269 (-11)	Bubba Watson - 271 (-9)	\$1,570,000	Firestone CC (South), Akron, OH (70/7,400)
8/3/2014	\$9,000,000	Rory McIlroy	265 (-15)	Sergio Garcia - 267 (-13)	\$1,530,000	Firestone CC (South), Akron, OH (70/7,400)
8/4/2013	\$8,750,000	Tiger Woods	265 (-15)	Henrik Stenson - 272 (-8) Keegan Bradley - 272 (-8)	\$1,500,000	Firestone CC (South), Akron, OH (70/7,400)
8/5/2012	\$8,500,000	Keegan Bradley	267 (-13)	Steve Stricker - 268 (-12) Jim Furyk - 268 (-12)	\$1,400,000	Firestone CC (South), Akron, OH (70/7,400)
8/7/2011	\$8,500,000	Adam Scott	263 (-17)	Luke Donald - 267 (-13) Rickie Fowler - 267 (-13)	\$1,400,000	Firestone CC (South), Akron, OH (70/7,400)
8/8/2010	\$8,500,000	Hunter Mahan	268 (-12)	Ryan Palmer - 270 (-10)	\$1,400,000	Firestone CC (South), Akron, OH (70/7,400)
8/9/2009	\$8,500,000	Tiger Woods	268 (-12)	Robert Allenby - 272 (-8) Padraig Harrington - 272 (-8)	\$1,400,000	Firestone CC (South), Akron, OH (70/7,400)
8/3/2008	\$8,000,000	Vijay Singh	270 (-10)	Stuart Appleby - 271 (-9) Lee Westwood - 271 (-9)	\$1,350,000	Firestone CC (South), Akron, OH (70/7,400)
8/5/2007	\$8,000,000	Tiger Woods	272 (-8)	Justin Rose - 280 Rory Sabbatini - 280	\$1,350,000	Firestone CC (South), Akron, OH (70/7,400)
8/27/2006	\$7,500,000	Tiger Woods *	270 (-10)	Stewart Cink - 270 (-10)	\$1,300,000	Firestone CC (South), Akron, OH (70/7,360)
World Golf Championships-NEC Invitational						
8/21/2005	\$7,500,000	Tiger Woods	274 (-6)	Chris DiMarco - 275 (-5)	\$1,300,000	Firestone CC (South), Akron, OH (70/7,360)
8/22/2004	\$7,000,000	Stewart Cink	269 (-11)	Tiger Woods - 273 (-7) Rory Sabbatini - 273 (-7)	\$1,200,000	Firestone CC (South), Akron, OH (70/7,360)
8/24/2003	\$6,000,000	Darren Clarke	268 (-12)	Jonathan Kaye - 272 (-8)	\$1,050,000	Firestone CC (South), Akron, OH (70/7,283)
8/25/2002	\$5,500,000	Craig Parry	268 (-16)	Fred Funk - 272 (-12) Robert Allenby - 272 (-12)	\$1,000,000	Sahalee CC, Sammamish, WA (71/6,949)
8/26/2001	\$5,000,000	Tiger Woods *	268 (-12)	Jim Furyk - 268 (-12)	\$1,000,000	Firestone CC (South), Akron, OH (70/7,139)
8/27/2000	\$5,000,000	Tiger Woods	259 (-21)	Justin Leonard - 270 (-10) Phillip Price - 270 (-10)	\$1,000,000	Firestone GC (South), Akron, OH (70/7,139)
8/29/1999	\$5,000,000	Tiger Woods	270 (-10)	Phil Mickelson - 271 (-9)	\$1,000,000	Firestone GC, Akron, OH (70/7,139)

* indicates playoff

Barracuda Championship

Truckee, California • July 30-August 2, 2020

Tahoe Mt. Club (Old Greenwood)

Par/Yards: 36-35--71 | 7,390



Winner: Richy Werenski

FedExCup Points: 300

+6-+11-+9-+13+39 | \$630,000

Leaders

Round 1

T1	Ryan Moore	+14
T1	Adam Schenk	+14
T3	Seamus Power	+11
T3	Patrick Rodgers	+11
T3	Robert Streb	+11
T38	Richy Werenski	+6

Round 2

1	Kyle Stanley	+22
T2	Branden Grace	+20
T2	Matthias Schwab	+20
T2	Robert Streb	+20
T5	Maverick McNealy	+19
T5	Troy Merritt	+19
T12	Richy Werenski	+17

Round 3

1	Troy Merritt	+33
T2	Emiliano Grillo	+29
T2	Maverick McNealy	+29
4	Robert Streb	+28
T5	Joseph Bramlett	+26
T5	Richy Werenski	+26

Order of Finish (cut: 36 HOLES: 67 professionals at +3 (145) or better.)

Pos	Player	Scores	Total	FedExCup Points	Earnings	Pos	Player	Scores	Total	FedExCup Points	Earnings	Pos	Player	Scores	Total	FedExCup Points	Earnings
1	Richy Werenski	+6+11+9+13	39	300	\$630,000	T41	Will Gordon	+8+7-4+9	20	--	\$12,425	CUT	Nick Watney	-1 0	-1	--	--
2	Troy Merritt	+8+11+14+5	38	165	\$381,500	T41	Brian Gay	+4+7+6+3	20	8	\$12,425	CUT	John Rollins	+1+1	2	--	--
T3	Matthias Schwab	+9+11+4+13	37	--	\$206,500	T48	David Heam	+8-1+7+5	19	6	\$9,345	CUT	Eric Axley	+1+4	5	--	--
T3	Fabián Gómez	+3+7+11+16	37	93	\$206,500	T48	J.J. Spaun	+10-2+6+5	19	6	\$9,345	CUT	Bo Van Pelt	0+2	2	--	--
T5	Robert Streb	+11+9+8+7	35	63	\$135,188	T48	Doug Ghim	+5+4+3+7	19	6	\$9,345	CUT	Charlie Wi	+4-3	1	--	--
T5	Scott Stallings	+4+8+11+12	35	63	\$135,188	T51	Bud Cauley	+4+4+1+9	18	5	\$8,680	CUT	Robert Garrigus	-4+7	3	--	--
7	Maverick McNealy	+10+9+10+5	34	55	\$118,125	T51	Russell Henley	+3+5+2+8	18	5	\$8,680	CUT	Charlie Beljan	+4-4	0	--	--
8	Aaron Wise	+7+3+4+19	33	50	\$109,375	T53	Austin Cook	+2+4+0+11	17	4	\$8,278	CUT	David Lingmerth	-1+2	1	--	--
T9	Alex Noren	+7+8+6+11	32	41	\$95,375	T53	Arjun Atwal	+6+3+4+4	17	4	\$8,278	CUT	Nelson Ledesma	-2+7	5	--	--
T9	Seamus Power	+11+4+10+7	32	41	\$95,375	T53	Brendan Steele	+1+5-2+13	17	4	\$8,278	CUT	Tyler Weworski	0-1	-1	--	--
T9	Emiliano Grillo	+10+8+11+3	32	41	\$95,375	T53	Chris Baker	+7+3+3+4	17	4	\$8,278	CUT	Wes Roach	+4-6	-2	--	--
T12	Ryan Moore	+14+2+6+9	31	32	\$69,475	57	Matthew NeSmith	+9+3+1+3	16	3	\$8,085	CUT	Jonathan Byrd	+3-2	1	--	--
T12	Adam Schenk	+14+4+4+9	31	32	\$69,475	58	Lanto Griffin	+8-2+10-1	15	3	\$8,015	CUT	Ryan Blaum	+2-4	-2	--	--
T12	Joseph Bramlett	+6+11+9+5	31	32	\$69,475	59	Robby Shelton	+9-2+2+5	14	3	\$7,945	CUT	Martin Kaymer	0 0	0	--	--
T12	Kyle Stanley	+8+14+0+9	31	32	\$69,475	60	Rhein Gibson	+5+5+0+3	13	3	\$7,875	CUT	Sam Saunders	+3-5	-2	--	--
T12	Brandon Hagy	+8+4+8+11	31	32	\$69,475	T61	Alex Cejka	+5+3+0+4	12	3	\$7,770	CUT	Matt Every	-1-1	-2	--	--
17	Chesson Hadley	+2+9+11+7	29	30	\$56,875	T61	Michael Gellerman	+7-1+3+3	12	3	\$7,770	CUT	Kurt Kitayama	-2+3	1	--	--
18	Pat Perez	+6+8+12+7	28	29	\$53,375	63	Brian Davis	+3+4-6+6	7	3	\$7,665	CUT	Dylan Meyer	-3+3	0	--	--
T19	Kristoffer Ventura	+4+8+6+9	27	28	\$48,125	64	Dicky Pride	+5+5-4-2	4	3	\$7,595	CUT	Hank Lebioda	+2-4	-2	--	--
T19	Patrick Rodgers	+11+2+4+10	27	28	\$48,125	65	Peter Kuest	+3+8+1-10	2	--	\$7,525	CUT	Jason Gore	-6+4	-2	--	--
T21	Beau Hossler	+8+6+7+5	26	25	\$38,150	66	Omar Uresti	+4+2-10+5	1	2	\$7,455	CUT	David Berganio, Jr.	-3 0	-3	--	--
T21	Sam Ryder	+4+8+7+7	26	25	\$38,150	CUT	Bronson Burgoon	0+4	4	--	--	CUT	D.J. Trahan	-5+3	-2	--	--
T21	Justin Suh	+8+5+9+4	26	--	\$38,150	CUT	Johnson Wagner	-2+5	3	--	--	CUT	Ricky Barnes	-8+5	-3	--	--
T21	Roberto Castro	+4+10+1+11	26	25	\$38,150	CUT	Vincent Whaley	+5 0	5	--	--	CUT	Brendon de Jonge	-1-4	-5	--	--
T25	Cameron Percy	+10+8+3+4	25	21	\$28,088	CUT	Derek Bayley	+3+2	5	--	--	CUT	Shaun Micheal	+1-5	-4	--	--
T25	Charley Hoffman	+9-2+10+8	25	21	\$28,088	CUT	Chase Seiffert	+3+1	4	--	--	CUT	Ryan Armour	-4-2	-6	--	--
T25	Michael Gligic	+8+4+6+7	25	21	\$28,088	CUT	Bill Haas	-3+5	2	--	--	CUT	Freddie Jacobson	-8+3	-5	--	--
T25	Russell Knox	+8+10+2+5	25	21	\$28,088	CUT	Josh Teater	-1+4	3	--	--	CUT	Jonathan Kaye	+1-7	-6	--	--
T29	Rob Oppenheim	+3+4+7+10	24	17	\$23,975	CUT	Chris Stroud	+1+4	5	--	--	CUT	Ben Taylor	-2-5	-7	--	--
T29	Bo Hoag	+7+2+10+5	24	17	\$23,975	CUT	John Senden	-1+6	5	--	--	CUT	Aaron Baddeley	-4-2	-6	--	--
T29	Tyler McCumber	+6+10+5+3	24	17	\$23,975	CUT	Brian Stuard	+5-3	2	--	--	CUT	George McNeill	-2-6	-8	--	--
T32	Mark Anderson	+8+5+4+6	23	15	\$20,883	CUT	Ben Martin	0+4	4	--	--	CUT	Chad Campbell	-10 0	-10	--	--
T32	Denny McCarthy	+2+11+6+4	23	15	\$20,883	CUT	Sebastian Cappelletti	-1+4	3	--	--	CUT	Hunter Mahan	-5-2	-7	--	--
T32	Cameron Davis	+8+5+3+7	23	15	\$20,883	CUT	Brandon Harkins	+1+2	3	--	--	CUT	Jason Bohn	-3-8	-11	--	--
T35	Zac Blair	0+6+4+12	22	12	\$17,430	CUT	Martin Trauer	+7-2	5	--	--	CUT	Greg Chalmers	-7-6	-13	--	--
T35	Peter Uihlein	+10+8-2+6	22	12	\$17,430	CUT	MJ Daffue	-6+11	5	--	--	CUT	Shawn Stefani	-8+1	-7	--	--
T35	Sangmoon Bae	+3+4+4+11	22	12	\$17,430	CUT	Gregor Main	+3 0	3	--	--	CUT	Dominic Bozzelli	-5-6	-11	--	--
T35	Kevin Tway	+10+4+0+8	22	12	\$17,430	CUT	Daniel Chopra	+4+1	5	--	--	CUT	Parker McLachlin	-8-7	-15	--	--
T35	Wyndham Clark	-5+13+4+10	22	12	\$17,430	CUT	Ryan Brehm	+1+4	5	--	--	CUT	Ted Purdy	-6-13	-19	--	--
40	Kyoung-Hoon Lee	+4+6-1+12	21	10	\$15,225	CUT	Ted Potter, Jr.	0+1	1	--	--	W/D	Branden Grace	+10+10	20	--	--
T41	Tim Wilkinson	+3+8+5+4	20	8	\$12,425	CUT	John Merrick	+3-2	1	--	--						
T41	Sahithi Theegala	+7+6+0+7	20	--	\$12,425	CUT	Zack Sucher	+5-3	2	--	--						
T41	Peter Malnati	+9-1 0+12	20	8	\$12,425	CUT	Kramer Hickok	-2+3	1	--	--						
T41	Roger Sloan	+1+9+6+4	20	8	\$12,425	CUT	Sam Burns	+1+3	4	--	--						
T41	Si Woo Kim	+8+2+5+5	20	8	\$12,425	CUT	Jhonattan Vegas	-4+4	0	--	--						

Notes

Richy Werenski made three birdies and one eagle totaling 11 points on his last seven holes to earn his maiden PGA TOUR victory at the Barracuda Championship in his 100th career start on TOUR. The win came three years after he was defeated in a three-way playoff at the 2017 Barracuda Championship.

Richy Werenski, who entered the final round seven points off the lead at T5, joined Chris Stroud (2017) and Collin Morikawa (2019) as the only players with come-from-behind wins since the Barracuda Championship implemented the Modified Stableford format.

With the victory, Richy Werenski earned spots in the following week's PGA Championship, as well as the 2020 U.S. Open in September. Runner-up Troy Merritt also earned a spot in the U.S. Open, with exemptions going to the top two players, not otherwise exempt from the top-10 and ties.

For the second consecutive year, Troy Merritt held the 54-hole lead at the Barracuda Championship. Merritt entered the final round in 2020 with a four-point lead over Emiliano Grillo and Maverick McNealy and posted three birdies against one bogey to finish runner-up, one point behind Richy Werenski.

Aaron Wise, who posted 10 birdies for the first time in a round, totaled 19 points in the final round, the best round of the week.

Branden Grace, who was T2 after 36 holes, withdrew prior to the start of the third round after testing positive for COVID-19.

WEATHER: Thursday: Sunny. High of 85. Wind WSW 10-20 mph. **Friday:** Sunny. High of 86. Wind WSW 12-22 mph. **Saturday:** Sunny. High of 87. Wind WSW 12-22 mph. **Sunday:** Sunny. High of 85. Wind WSW 12-22 mph.

Tournament History

End Date	Purse	Winner	Score	Runner-Up	Earnings	Location (Par/Yards)
Barracuda Championship						
8/2/2020	\$3,500,000	Richy Werenski		Troy Merritt	\$630,000	Tahoe Mt. Club (Old Greenwood), Truckee, CA (71/7,390)
7/28/2019	\$3,500,000	Collin Morikawa		Troy Merritt	\$630,000	Montreux G&CC, Reno, NV (72/7,472)
8/5/2018	\$3,400,000	Andrew Putnam		Chad Campbell	\$612,000	Montreux G&CC, Reno, NV (72/7,472)
8/6/2017	\$3,300,000	Chris Stroud *		Greg Owen Richy Werenski	\$594,000	Montreux G&CC, Reno, NV (72/7,472)
7/3/2016	\$3,200,000	Greg Chalmers		Gary Woodland	\$576,000	Montreux G&CC, Reno, NV (72/7,472)
8/9/2015	\$3,100,000	J.J. Henry *		Kyle Reifers	\$558,000	Montreux G&CC, Reno, NV (72/7,472)
8/3/2014	\$3,000,000	Geoff Ogilvy		Justin Hicks	\$540,000	Montreux G&CC, Reno, NV (72/7,472)
Reno-Tahoe Open						
8/4/2013	\$3,000,000	Gary Woodland		Jonathan Byrd Andres Romero	\$540,000	Montreux G&CC, Reno, NV (72/7,472)
8/5/2012	\$3,000,000	J.J. Henry		Alexandre Rocha	\$540,000	Montreux G&CC, Reno, NV (72/7,472)
8/7/2011	\$3,000,000	Scott Piercy	273 (-15)	Pat Perez - 274 (-14)	\$540,000	Montreux G&CC, Reno, NV (72/7,472)
7/18/2010	\$3,000,000	Matt Bettencourt	277 (-11)	Bob Heintz - 278 (-10)	\$540,000	Montreux G&CC, Reno, NV (72/7,472)
Legends Reno-Tahoe Open						
8/9/2009	\$3,000,000	John Rollins	271 (-17)	Jeff Quinney - 274 (-14) Martin Laird - 274 (-14)	\$540,000	Montreux G&CC, Reno, NV (72/7,472)
8/3/2008	\$3,000,000	Parker McLachlin	270 (-18)	Brian Davis - 277 (-11) John Rollins - 277 (-11)	\$540,000	Montreux G&CC, Reno, NV (72/7,472)
Reno-Tahoe Open						
8/5/2007	\$3,000,000	Steve Flesch	273 (-15)	Charles Warren - 278 (-10) Kevin Stadler - 278 (-10)	\$540,000	Montreux G&CC, Reno, NV (72/7,472)
8/27/2006	\$3,000,000	Will MacKenzie	268 (-20)	Bob Estes - 269 (-19)	\$540,000	Montreux G&CC, Reno, NV (72/7,472)
8/21/2005	\$3,000,000	Vaughn Taylor	267 (-21)	Jonathan Kaye - 270 (-18)	\$540,000	Montreux G&CC, Reno, NV (72/7,472)
8/22/2004	\$3,000,000	Vaughn Taylor *	278 (-10)	Scott McCarron - 278 (-10) Steve Allan - 278 (-10) Hunter Mahan - 278 (-10)	\$540,000	Montreux G&CC, Reno, NV (72/7,472)
8/24/2003	\$3,000,000	Kirk Triplett	271 (-17)	Tim Herron - 274 (-14)	\$540,000	Montreux G&CC, Reno, NV (72/7,472)
8/25/2002	\$3,000,000	Chris Riley *	271 (-17)	Jonathan Kaye - 271 (-17)	\$540,000	Montreux G&CC, Reno, NV (72/7,472)
8/26/2001	\$3,000,000	John Cook	271 (-17)	Jerry Kelly - 272 (-16)	\$540,000	Montreux G&CC, Reno, NV (72/7,552)
8/27/2000	\$3,000,000	Scott Verplank *	275 (-13)	Jean Van de Velde - 275 (-13)	\$540,000	Montreux G&CC, Reno, NV (72/7,552)
8/29/1999	\$2,750,000	Notah Begay III	274 (-14)	Chris Perry - 277 (-11) David Toms - 277 (-11)	\$495,000	Montreux G&CC, Reno, NV (72/7,552)

* indicates playoff

Wyndham Championship

Greensboro, North Carolina • August 13-16, 2020

Sedgefield CC

Par/Yards: 35-35--70 | 7,131



FedExCup Points (first): 500

**Winner: Jim Herman**FedExCup Points: 500
66-69-61-63 259 (-21) | \$1,152,000

Leaders

Round 1

Roger Sloan	62 (-8)
Tom Hoge	62 (-8)
Harold Varner III	62 (-8)
Harris English	64 (-6)
Ryan Brehm	64 (-6)
Jim Herman	66 (-4)

Round 2

Billy Horschel	130 (-10)
Tom Hoge	130 (-10)
Si Woo Kim	130 (-10)
Talor Gooch	130 (-10)
Doc Redman	131 (-9)
Harold Varner III	131 (-9)
Harris English	131 (-9)
Shane Lowry	131 (-9)
Andrew Landry	131 (-9)
Jim Herman	135 (-5)

Round 3

Si Woo Kim	192 (-18)
Doc Redman	194 (-16)
Rob Oppenheim	194 (-16)
Billy Horschel	195 (-15)
Jim Herman	196 (-14)
Mark Hubbard	196 (-14)

Order of Finish (cut: 36 HOLES: 77 professionals at -3 (137) or better.)

Pos	Player	Scores	Total	FedExCup Points	Earnings	Pos	Player	Scores	Total	FedExCup Points	Earnings	Pos	Player	Scores	Total	FedExCup Points	Earnings
1	Jim Herman	66 69 61 63	259 (-21)	500	\$1,152,000	T51	Patton Kizzire	66 67 73 68	274 (-6)	6	\$15,216	CUT	Brian Gay	73 67	140 (0)	--	--
2	Billy Horschel	66 64 65 65	260 (-20)	300	\$697,600	T51	Tom Lewis	67 68 70 69	274 (-6)	6	\$15,216	CUT	Justin Rose	73 67	140 (0)	--	--
T3	Kevin Kisner	69 64 65 64	262 (-18)	134	\$312,400	T51	Chesson Hadley	65 69 70 70	274 (-6)	6	\$15,216	CUT	J.T. Poston	74 66	140 (0)	--	--
T3	Webb Simpson	66 66 65 65	262 (-18)	134	\$312,400	T51	Davis Love III	69 67 71 67	274 (-6)	6	\$15,216	CUT	Sepp Straka	70 70	140 (0)	--	--
T3	Si Woo Kim	65 65 62 70	262 (-18)	134	\$312,400	T59	Matt Every	68 67 70 70	275 (-5)	5	\$14,144	CUT	Wyndham Clark	71 69	140 (0)	--	--
T3	Doc Redman	67 64 63 68	262 (-18)	134	\$312,400	T59	Josh Teater	67 70 67 71	275 (-5)	5	\$14,144	CUT	Sam Ryder	70 70	140 (0)	--	--
T7	Harold Varner III	62 69 67 65	263 (-17)	88	\$208,000	T59	Ben Martin	71 66 70 68	275 (-5)	5	\$14,144	CUT	Keith Mitchell	71 70	141 (1)	--	--
T7	Zach Johnson	70 67 61 65	263 (-17)	88	\$208,000	T59	Troy Merritt	67 69 71 68	275 (-5)	5	\$14,144	CUT	Akshay Bhatia	67 74	141 (1)	--	--
T9	Russell Henley	68 68 63 65	264 (-16)	73	\$168,000	T59	Michael Gligic	67 69 67 72	275 (-5)	5	\$14,144	CUT	Rory Sabbatini	68 73	141 (1)	--	--
T9	Patrick Reed	65 68 67 64	264 (-16)	73	\$168,000	T59	Henrik Norlander	67 68 71 69	275 (-5)	5	\$14,144	CUT	Fabian Gómez	74 67	141 (1)	--	--
T9	Sungjae Im	69 64 66 65	264 (-16)	73	\$168,000	T59	Tommy Fleetwood	69 64 68 74	275 (-5)	5	\$14,144	CUT	Brice Garnett	69 72	141 (1)	--	--
T9	Denny McCarthy	67 68 66 63	264 (-16)	73	\$168,000	T66	Luke List	68 67 66 75	276 (-4)	4	\$13,504	CUT	Kevin Tway	68 73	141 (1)	--	--
T13	Sam Burns	67 68 65 65	265 (-15)	59	\$129,600	T66	Sergio Garcia	67 70 72 67	276 (-4)	4	\$13,504	CUT	Carlos Ortiz	72 69	141 (1)	--	--
T13	Tyler Duncan	68 64 66 67	265 (-15)	59	\$129,600	T66	Patrick Rodgers	70 66 67 73	276 (-4)	4	\$13,504	CUT	Sebastian Cappelen	71 70	141 (1)	--	--
T15	Cameron Davis	71 65 65 65	266 (-14)	51	\$104,000	T69	Brinson Paolini	71 66 66 74	277 (-3)	--	\$13,120	CUT	Grayson Murray	73 68	141 (1)	--	--
T15	Mark Hubbard	67 65 64 70	266 (-14)	51	\$104,000	T69	Scott Piercy	68 66 74 69	277 (-3)	3	\$13,120	CUT	Mark Anderson	70 72	142 (2)	--	--
T15	Bud Cauley	66 68 67 65	266 (-14)	51	\$104,000	T69	Cheng Tsung Pan	68 64 76 69	277 (-3)	3	\$13,120	CUT	Jhonattan Vegas	77 65	142 (2)	--	--
T15	Jason Kokrak	69 63 67 67	266 (-14)	51	\$104,000	T72	Russell Knox	73 64 72 69	278 (-2)	3	\$12,800	CUT	Charles Howell III	68 74	142 (2)	--	--
T15	Rob Oppenheim	66 66 62 72	266 (-14)	51	\$104,000	T72	Jordan Spieth	70 67 70 71	278 (-2)	3	\$12,800	CUT	Brooks Koepka	72 70	142 (2)	--	--
T20	Dylan Frittelli	69 65 66 67	267 (-13)	43	\$78,400	T74	Peter Uihlein	71 65 70 75	281 (1)	3	\$12,480	CUT	Greg Chalmers	70 73	143 (3)	--	--
T20	Chris Baker	71 63 68 65	267 (-13)	43	\$78,400	T74	Austin Cook	69 67 69 76	281 (1)	3	\$12,480	CUT	Aaron Baddeley	73 70	143 (3)	--	--
T20	Peter Malnati	68 65 64 70	267 (-13)	43	\$78,400	T74	Sebastián Muñoz	67 67 73 74	281 (1)	3	\$12,480	CUT	D.J. Trahan	74 69	143 (3)	--	--
T23	Harris English	64 67 68 69	268 (-12)	38	\$64,320	77	Nate Lashley	66 69 77 74	286 (6)	2	\$12,224	CUT	Kyung-Hoon Lee	68 75	143 (3)	--	--
T23	Shane Lowry	68 63 70 67	268 (-12)	38	\$64,320	CUT	Bronson Burgoon	70 68	138 (-2)	--	--	CUT	Danny Willett	71 73	144 (4)	--	--
T25	Ryan Armour	73 64 65 67	269 (-11)	35	\$54,080	CUT	Danny Lee	69 69	138 (-2)	--	--	CUT	Luke Donald	72 72	144 (4)	--	--
T25	Talor Gooch	65 65 68 71	269 (-11)	35	\$54,080	CUT	Brendon Todd	68 70	138 (-2)	--	--	CUT	Graeme McDowell	73 71	144 (4)	--	--
T27	Tom Hoge	62 68 72 68	270 (-10)	30	\$46,720	CUT	Xinjun Zhang	69 69	138 (-2)	--	--	CUT	John Senden	73 71	144 (4)	--	--
T27	Will Gordon	68 69 64 69	270 (-10)	--	\$46,720	CUT	Kyle Stanley	69 69	138 (-2)	--	--	CUT	Bo Van Pelt	72 72	144 (4)	--	--
T27	Brian Harman	65 71 67 67	270 (-10)	30	\$46,720	CUT	Nelson Ledesma	68 70	138 (-2)	--	--	CUT	Stewart Cink	76 68	144 (4)	--	--
T27	Seamus Power	68 69 67 66	270 (-10)	30	\$46,720	CUT	Chezy Reavie	68 70	138 (-2)	--	--	CUT	Jake Shuman	74 70	144 (4)	--	--
T31	Ryan Brehm	64 69 72 66	271 (-9)	23	\$37,440	CUT	Ryan Moore	67 71	138 (-2)	--	--	CUT	Maverick McNealy	73 71	144 (4)	--	--
T31	Jason Dufner	69 65 67 70	271 (-9)	23	\$37,440	CUT	Lucas Glover	69 69	138 (-2)	--	--	CUT	Michael Gellerman	69 75	144 (4)	--	--
T31	Paul Casey	67 66 69 69	271 (-9)	23	\$37,440	CUT	Anjun Aitwal	68 70	138 (-2)	--	--	CUT	Tim Wilkinson	74 71	145 (5)	--	--
T31	Roger Sloan	62 70 68 71	271 (-9)	23	\$37,440	CUT	Doug Ghim	71 67	138 (-2)	--	--	CUT	Sung Kang	66 80	146 (6)	--	--
T31	Adam Long	68 65 71 67	271 (-9)	23	\$37,440	CUT	Zac Blair	69 69	138 (-2)	--	--	CUT	Chase Seiffert	71 75	146 (6)	--	--
T31	Wesley Bryan	65 70 70 66	271 (-9)	23	\$37,440	CUT	Beau Hossler	70 68	138 (-2)	--	--	CUT	Tyler McCumber	71 75	146 (6)	--	--
T37	Vincent Whaley	71 66 66 69	272 (-8)	17	\$29,120	CUT	Corey Connors	69 70	139 (-1)	--	--	CUT	Rhein Gibson	74 73	147 (7)	--	--
T37	Kristoffer Ventura	69 68 63 72	272 (-8)	17	\$29,120	CUT	J.J. Spaun	70 69	139 (-1)	--	--	CUT	Scott Harrington	73 75	148 (8)	--	--
T37	Christiaan Bezuidenhout	71 64 69 68	272 (-8)	--	\$29,120	CUT	Brandon Hagy	69 70	139 (-1)	--	--	CUT	Ben Taylor	74 74	148 (8)	--	--
T37	Matt Jones	68 67 72 65	272 (-8)	17	\$29,120	CUT	Robby Shelton	70 69	139 (-1)	--	--	CUT	Michael Kim	75 74	149 (9)	--	--
T37	Rafa Cabrera Bello	67 67 67 71	272 (-8)	17	\$29,120	CUT	Aaron Wise	68 71	139 (-1)	--	--	CUT	Carl Pettersson	74 75	149 (9)	--	--
T42	Brandt Snedeker	70 67 65 71	273 (-7)	11	\$20,416	CUT	Matt Wallace	69 70	139 (-1)	--	--	CUT	David Berganio, Jr.	74 76	150 (10)	--	--
T42	Scott Brown	66 71 68 68	273 (-7)	11	\$20,416	CUT	Jim Furyk	72 67	139 (-1)	--	--	CUT	Robert Streb	75 75	150 (10)	--	--
T42	Bo Hoag	66 68 67 72	273 (-7)	11	\$20,416	CUT	Charley Hoffman	71 68	139 (-1)	--	--	CUT	Martin Trainer	76 76	152 (12)	--	--
T42	Andrew Landry	66 65 71 71	273 (-7)	11	\$20,416	CUT	Charl Schwartzel	70 69	139 (-1)	--	--	W/D	Pat Perez	69	69 (-1)	--	--
T42	Matthias Schwab	67 69 68 69	273 (-7)	--	\$20,416	CUT	Bill Haas	72 67	139 (-1)	--	--	W/D	Cameron Percy	71	71 (1)	--	--
T42	Scott Stallings	70 66 70 67	273 (-7)	11	\$20,416	CUT	Nick Watney	68 71	139 (-1)	--	--	W/D	Chris Stroud	74	74 (4)	--	--
T42	Joaquin Niemann	70 66 65 72	273 (-7)	11	\$20,416	CUT	Joseph Bramlett	68 71	139 (-1)	--	--	W/D	Vince Covello	74	74 (4)	--	--
T42	Matthew NeSmith	69 67 70 67	273 (-7)	11	\$20,416	CUT	Harry Higgs	71 68	139 (-1)	--	--						
T42	Hank Lebioda	65 71 68 69	273 (-7)	11	\$20,416	CUT	Kiradech Aphibarnrat	69 70	139 (-1)	--	--						
T51	Kramer Hickok	69 67 65 73	274 (-6)	6	\$15,216	CUT	Branden Grace	71 68	139 (-1)	--	--						
T51	Adam Schenk	67 67 67 73	274 (-6)	6	\$15,216	CUT	Anirban Lahiri	69 71	140 (0)	--	--						
T51	Chris Kirk	66 69 68 71	274 (-6)	6	\$15,216	CUT	David Hearn	72 68	140 (0)	--	--						
T51	Brian Stuard	70 66 69 69	274 (-6)	6	\$15,216	CUT	Ted Potter, Jr.	70 70	140 (0)	--	--						

Notes

Jim Herman won the Wyndham Championship by one stroke over Billy Horschel, his third PGA TOUR title in his 195th career start at age 42 years, 9 months, 11 days. Herman's closing 36-hole score of 124 (61-63) was the second such score of 124 or better by a winner in PGA TOUR history.

With the win, Jim Herman moved from No. 192 to No. 54 in the FedExCup standings, becoming the first player to jump at least 138 spots in the Regular Season finale during the FedExCup era. He also became the second player in his 40s to win during the season, joining Tiger Woods.

Jim Herman's third-round 61 marked his first career 18-hole score of 61 or better. He co-led the field in Par-4 Scoring Average (3.77) and Eagles (3).

As the top two players, not otherwise eligible, in the top 10 and ties, Jim Herman and Si Woo Kim (T3) qualified for the 2020 U.S. Open.

Billy Horschel shot a final-round 65 to finish solo-second, the sixth runner-up of his career and first since the 2018 TOUR Championship. Horschel held a share of the second-round lead, falling to 1-for-6 with the 36-hole lead/co-lead in his career.

For the fourth consecutive year, Webb Simpson finished in the top three at the event (T3), shooting a 66 or better in all four rounds (66-66-65-65).

Si Woo Kim held a share of the lead after two rounds and a two-stroke lead entering the final round before finishing T3. Kim was also in the lead after 36 and 54 holes of the 2016 Wyndham Championship before going on to win. He also made a hole-in-one at the par-3 third in round three.

Tom Hoge, Roger Sloan and Harold Varner III opened with matching 62s to share the 18-hole lead. Hoge, who also began the 2015 Wyndham Championship with a 62, also held a share of the 36-hole lead before finishing T27.

Defending champion J.T. Poston missed the cut in his first title defense on the PGA TOUR.

WEATHER: Thursday: Cloudy with a high of 84. Wind ENE 4-8 mph. Due to a dangerous weather situation, round one was suspended for the day at 6:08 p.m.
Friday: The suspended first round resumed at 7:30 a.m. and was completed at 8:35 a.m. Cloudy. High of 83. Wind NE 4-8 mph. **Saturday:** Due to anticipated inclement weather, round three tee times featured threesomes of tee Nos. 1 and 10 between 7-9 a.m. Cloudy. High of 80. Wind ENE 5-10 mph. **Sunday:** Mostly cloudy. High of 78. Wind NNE 10-15 mph.

Tournament Record: 258

J.T. Poston (2019), Henrik Stenson (2017)

Sedgefield CC: 59

Brandt Snedeker (2018)

Tournament History

End Date	Purse	Winner	Score	Runner-Up	Earnings	Location (Par/Yards)
Wyndham Championship						
8/16/2020	\$6,400,000	Jim Herman	259 (-21)	Billy Horschel - 260 (-20)	\$1,152,000	Sedgefield CC, Greensboro, NC (70/7,131)
8/4/2019	\$6,200,000	J.T. Poston	258 (-22)	Webb Simpson - 259 (-21)	\$1,116,000	Sedgefield CC, Greensboro, NC (70/7,127)
8/19/2018	\$6,000,000	Brandt Snedeker	259 (-21)	Webb Simpson - 262 (-18) Cheng Tsung Pan - 262 (-18)	\$1,080,000	Sedgefield CC, Greensboro, NC (70/7,127)
8/20/2017	\$5,800,000	Henrik Stenson	258 (-22)	Ollie Schniederjans - 259 (-21)	\$1,044,000	Sedgefield CC, Greensboro, NC (70/7,127)
8/21/2016	\$5,600,000	Si Woo Kim	259 (-21)	Luke Donald - 264 (-16)	\$1,008,000	Sedgefield CC, Greensboro, NC (70/7,127)
8/23/2015	\$5,400,000	Davis Love III	263 (-17)	Jason Gore - 264 (-16)	\$972,000	Sedgefield CC, Greensboro, NC (70/7,127)
8/17/2014	\$5,300,000	Camilo Villegas	263 (-17)	Freddie Jacobson - 264 (-16) Bill Haas - 264 (-16)	\$954,000	Sedgefield CC, Greensboro, NC (70/7,127)
8/18/2013	\$5,300,000	Patrick Reed *	266 (-14)	Jordan Spieth - 266 (-14)	\$954,000	Sedgefield CC, Greensboro, NC (70/7,127)
8/19/2012	\$5,200,000	Sergio Garcia	262 (-18)	Tim Clark - 264 (-16)	\$936,000	Sedgefield CC, Greensboro, NC (70/7,117)
8/21/2011	\$5,200,000	Webb Simpson	262 (-18)	George McNeill - 265 (-15)	\$936,000	Sedgefield CC, Greensboro, NC (70/7,117)
8/22/2010	\$5,100,000	Arjun Atwal	260 (-20)	David Toms - 261 (-19)	\$918,000	Sedgefield CC, Greensboro, NC (70/7,117)
8/23/2009	\$5,100,000	Ryan Moore *	264 (-16)	Jason Bohn - 264 (-16) Kevin Stadler - 264 (-16)	\$918,000	Sedgefield CC, Greensboro, NC (70/7,117)
8/17/2008	\$5,100,000	Carl Pettersson	259 (-21)	Scott McCarron - 261 (-19)	\$918,000	Sedgefield CC, Greensboro, NC (70/7,118)
8/19/2007	\$5,000,000	Brandt Snedeker	266 (-22)	Billy Mayfair - 268 (-20) Tim Petrovic - 268 (-20) Jeff Overton - 268 (-20)	\$900,000	Forest Oaks CC, Greensboro, NC (72/7,333)
Chrysler Classic of Greensboro						
10/8/2006	\$5,000,000	Davis Love III	272 (-16)	Jason Bohn - 274 (-14)	\$900,000	Forest Oaks CC, Greensboro, NC (72/7,333)
10/2/2005	\$5,000,000	K.J. Choi	266 (-22)	Shigeki Maruyama - 268 (-20)	\$900,000	Forest Oaks CC, Greensboro, NC (72/7,333)
10/17/2004	\$4,600,000	Brent Geiberger	270 (-18)	Michael Allen - 272 (-16)	\$828,000	Forest Oaks CC, Greensboro, NC (72/7,311)
10/19/2003	\$4,500,000	Shigeki Maruyama	266 (-22)	Brad Faxon - 271 (-17)	\$810,000	Forest Oaks CC, Greensboro, NC (72/7,311)
Greater Greensboro Chrysler Classic						
4/28/2002	\$3,800,000	Rocco Mediate	272 (-16)	Mark Calcavecchia - 275 (-13)	\$684,000	Forest Oaks CC, Greensboro, NC (72/7,062)
4/29/2001	\$3,500,000	Scott Hoch	272 (-16)	Scott Simpson - 273 (-15) Brett Quigley - 273 (-15)	\$630,000	Forest Oaks CC, Greensboro, NC (72/7,062)
4/23/2000	\$3,000,000	Hal Sutton	274 (-14)	Andrew Magee - 277 (-11)	\$540,000	Forest Oaks CC, Greensboro, NC (72/7,062)
4/25/1999	\$2,600,000	Jesper Parnevik	265 (-23)	Jim Furyk - 267 (-21)	\$468,000	Forest Oaks CC, Greensboro, NC (72/7,062)
4/26/1998	\$2,200,000	Trevor Dodds *	276 (-12)	Scott Verplank - 276 (-12)	\$396,000	Forest Oaks CC, Greensboro, NC (72/7,062)
4/27/1997	\$1,900,000	Frank Nobilo *	274 (-14)	Brad Faxon - 274 (-14)	\$342,000	Forest Oaks CC, Greensboro, NC (72/7,062)
4/28/1996	\$1,800,000	Mark O'Meara	274 (-14)	Duffy Waldorf - 276 (-12)	\$324,000	Forest Oaks CC, Greensboro, NC (72/6,958)
KMart Greater Greensboro Open						
4/23/1995	\$1,500,000	Jim Gallagher, Jr.	274 (-14)	Peter Jacobsen - 275 (-13) Jeff Sluman - 275 (-13)	\$270,000	Forest Oaks CC, Greensboro, NC (72/6,958)
4/24/1994	\$1,500,000	Mike Springer	275 (-13)	Brad Bryant - 278 (-10) Ed Humenik - 278 (-10) Hale Irwin - 278 (-10)	\$270,000	Forest Oaks CC, Greensboro, NC (72/6,958)
4/25/1993	\$1,500,000	Rocco Mediate *	281 (-7)	Steve Elkington - 281 (-7)	\$270,000	Forest Oaks CC, Greensboro, NC (72/6,958)
4/26/1992	\$1,250,000	Davis Love III	272 (-16)	John Cook - 278 (-10)	\$225,000	Forest Oaks CC, Greensboro, NC (72/6,958)
4/28/1991	\$1,125,000	Mark Brooks *	275 (-13)	Gene Sauers - 275 (-13)	\$225,000	Forest Oaks CC, Greensboro, NC (72/6,958)
4/22/1990	\$1,250,000	Steve Elkington	282 (-6)	Mike Reid - 284 (-4) Jeff Sluman - 284 (-4)	\$225,000	Forest Oaks CC, Greensboro, NC (72/6,958)
4/23/1989	\$1,000,000	Ken Green	277 (-11)	John Huston - 279 (-9)	\$180,000	Forest Oaks CC, Greensboro, NC (72/6,958)
4/3/1988	\$1,000,000	Sandy Lyle *	271 (-17)	Ken Green - 271 (-17)	\$180,000	Forest Oaks CC, Greensboro, NC (72/6,958)
Greater Greensboro Open						
4/5/1987	\$600,000	Scott Simpson	282 (-6)	Clarence Rose - 284 (-4)	\$108,000	Forest Oaks CC, Greensboro, NC (72/6,984)
4/6/1986	\$500,000	Sandy Lyle	275 (-13)	Andy Bean - 277 (-11)	\$90,000	Forest Oaks CC, Greensboro, NC (72/6,984)
4/7/1985	\$400,000	Joey Sindelar	285 (-3)	Isao Aoki - 286 (-2) Craig Stadler - 286 (-2)	\$72,000	Forest Oaks CC, Greensboro, NC (72/6,984)
4/8/1984	\$400,000	Andy Bean	280 (-8)	George Archer - 282 (-6)	\$72,000	Forest Oaks CC, Greensboro, NC (72/6,984)
4/3/1983	\$400,000	Lanny Wadkins	275 (-13)	Craig Stadler - 280 (-8) Denis Watson - 280 (-8)	\$72,000	Forest Oaks CC, Greensboro, NC (72/6,984)
4/4/1982	\$300,000	Danny Edwards	285 (-3)	Bobby Clampett - 286 (-2)	\$54,000	Forest Oaks CC, Greensboro, NC (72/6,984)
4/5/1981	\$300,000	Larry Nelson *	281 (-7)	Mark Hayes - 281 (-7)	\$54,000	Forest Oaks CC, Greensboro, NC (72/6,984)
4/6/1980	\$250,000	Craig Stadler	275 (-13)	George Burns - 281 (-7) Billy Kratzert - 281 (-7) Jack Newton - 281 (-7) Jerry Pate - 281 (-7)	\$45,000	Forest Oaks CC, Greensboro, NC (72/6,958)
4/8/1979	\$250,000	Raymond Floyd	282 (-6)	George Burns - 283 (-5) Gary Player - 283 (-5)	\$45,000	Forest Oaks CC, Greensboro, NC (72/6,958)
4/2/1978	\$240,000	Seve Ballesteros	282 (-6)	Jack Renner - 283 (-5) Fuzzy Zoeller - 283 (-5)	\$48,000	Forest Oaks CC, Greensboro, NC (72/6,958)
4/3/1977	\$235,000	Danny Edwards	276 (-12)	George Burns - 280 (-8) Larry Nelson - 280 (-8)	\$47,000	Forest Oaks CC, Greensboro, NC (72/6,958)
4/4/1976	\$230,000	Al Geiberger	268 (-16)	Lee Trevino - 270 (-14)	\$46,000	Sedgefield CC, Greensboro, NC (71/6,643)
4/6/1975	\$225,000	Tom Weiskopf	275 (-9)	Al Geiberger - 278 (-6)	\$45,000	Sedgefield CC, Greensboro, NC (71/6,643)
4/7/1974	\$220,000	Bob Charles	270 (-14)	Raymond Floyd - 271 (-13) Lee Trevino - 271 (-13)	\$44,066	Sedgefield CC, Greensboro, NC (71/7,012)
4/2/1973	\$210,000	Chi Chi Rodriguez	267 (-17)	Lou Graham - 268 (-16) Ken Still - 268 (-16)	\$42,000	Sedgefield CC, Greensboro, NC (71/7,012)
4/2/1972	\$200,000	George Archer *	272 (-12)	Tommy Aaron - 272 (-12)	\$40,000	Sedgefield CC, Greensboro, NC (71/7,034)
4/4/1971	\$190,000	Bud Allin *	275 (-9)	Dave Eichelberger - 275 (-9) Rod Funseth - 275 (-9)	\$38,000	Sedgefield CC, Greensboro, NC (71/7,034)
4/5/1970	\$180,000	Gary Player	271 (-13)	Miller Barber - 273 (-11)	\$36,000	Sedgefield CC, Greensboro, NC (71/7,034)
4/6/1969	\$160,000	Gene Littler *	274 (-10)	Julius Boros - 274 (-10) Orville Moody - 274 (-10) Tom Weiskopf - 274 (-10)	\$32,000	Sedgefield CC, Greensboro, NC (71/6,680)
4/7/1968	\$137,500	Billy Casper	267 (-17)	George Archer - 271 (-13) Gene Littler - 271 (-13) Bobby Nichols - 271 (-13)	\$27,500	Sedgefield CC, Greensboro, NC (71/6,680)
4/2/1967	\$125,000	George Archer	267 (-17)	Doug Sanders - 269 (-15)	\$25,000	Sedgefield CC, Greensboro, NC (71/6,680)
4/3/1966	\$100,000	Doug Sanders *	276 (-8)	Tom Weiskopf - 276 (-8)	\$20,000	Sedgefield CC, Greensboro, NC (71/6,680)
4/4/1965	\$70,000	Sam Snead	273 (-11)	Billy Casper - 278 (-6) Phil Rodgers - 278 (-6) Jack McGowan - 278 (-6)	\$11,000	Sedgefield CC, Greensboro, NC (71/6,680)
4/5/1964	\$45,000	Julius Boros *	277 (-7)	Doug Sanders - 277 (-7)	\$6,600	Sedgefield CC, Greensboro, NC (71/6,680)
4/14/1963	\$37,500	Doug Sanders	270 (-14)	Jimmy Clark - 274 (-10)	\$5,500	Sedgefield CC, Greensboro, NC (71/6,680)
4/15/1962	\$35,000	Billy Casper	275 (-9)	Mike Souchak - 276 (-8)	\$5,300	Sedgefield CC, Greensboro, NC (71/6,680)
4/16/1961	\$22,500	Mike Souchak	276 (-8)	Sam Snead - 283 (-1)	\$3,200	Sedgefield CC, Greensboro, NC (71/6,680)
4/17/1960	\$20,000	Sam Snead	270 (-14)	Dow Finsterwald - 272 (-12)	\$2,800	Starmount Forest CC, Greensboro, NC (71/6,630)
4/12/1959	\$15,000	Dow Finsterwald	278 (-6)	Art Wall - 280 (-4)	\$2,000	Starmount Forest CC, Greensboro, NC (71/6,630)
4/13/1958	\$15,000	Bob Goalby	275 (-9)	Dow Finsterwald - 277 (-7) Don January - 277 (-7) Sam Snead - 277 (-7) Art Wall - 277 (-7) Tony Lema - 277 (-7)	\$2,000	Starmount Forest CC, Greensboro, NC (71/6,630)
4/14/1957	\$15,000	Stan Leonard	276 (-8)	Mike Souchak - 279 (-5)	\$2,000	Sedgefield CC, Greensboro, NC (71/6,680)
4/15/1956	\$12,500	Sam Snead *	279 (-5)	Fred Wampler - 279 (-5)	\$2,200	Starmount Forest CC, Greensboro, NC (71/6,630)
4/17/1955	\$12,500	Sam Snead	273 (-11)	Julius Boros - 274 (-10) Art Wall - 274 (-10)	\$2,200	Sedgefield CC, Greensboro, NC (71/6,680)

Tournament History

End Date	Purse	Winner	Score	Runner-Up	Earnings	Location (Par/Yards)
4/4/1954	\$10,000	Doug Ford *	283 (-1)	Marty Furgol - 283 (-1)	\$2,000	Stamout Forest CC, Greensboro, NC (71/6,630)
3/29/1953	\$10,100	Earl Stewart *	275 (-9)	Sam Snead - 275 (-9)	\$2,000	Sedgefield CC, Greensboro, NC (71/6,680)
4/14/1952	\$10,000	Dave Douglas	277 (-7)	Bobby Locke - 278 (-6)	\$2,000	Stamout Forest CC, Greensboro, NC (71/6,630)
3/26/1951	\$10,000	Art Doering	279 (-5)	Jim Ferrier - 284	\$2,000	Stamout Forest CC, Greensboro, NC (71/6,630)
3/26/1950	\$10,000	Sam Snead	269 (-15)	Jimmy Demaret - 279 (-5)	\$2,000	Sedgefield CC, Greensboro, NC (71/6,680)
3/26/1949	\$10,000	Sam Snead *	276 (-8)	Lloyd Mangrum - 276 (-8)	\$2,000	Stamout Forest CC, Greensboro, NC (71/6,630)
3/21/1948	\$10,000	Lloyd Mangrum	278 (-6)	Lew Worsham - 279 (-5)	\$2,000	Sedgefield CC, Greensboro, NC (71/6,680)
3/23/1947	\$10,000	Victor Ghezzi	286	Frank Stranahan - 288	\$2,000	Stamout Forest CC, Greensboro, NC (71/6,630)
3/24/1946	\$7,500	Sam Snead	270 (-14)	Herman Keiser - 276 (-8)	\$1,500	Sedgefield CC, Greensboro, NC (71/6,680)
3/25/1945	\$7,500	Byron Nelson	271	Sam Byrd - 279	\$1,333	Stamout Forest CC, Greensboro, NC (71/6,630)
3/30/1942	\$5,000	Sam Byrd	279 (66)	Ben Hogan - 281 (68) Lloyd Mangrum - 281 (68)	\$1,000	Stamout Forest CC, Greensboro, NC (71/6,630)
3/23/1941	\$5,000	Byron Nelson	276 (63)	Victor Ghezzi - 278 (65)	\$1,200	Stamout Forest CC, Greensboro, NC (71/6,630) Sedgefield CC, Greensboro, NC (71/6,680)
3/25/1940	\$5,000	Ben Hogan	270 (57)	Craig Wood - 279 (66)	\$1,200	Stamout Forest CC, Greensboro, NC (71/6,630) Sedgefield CC, Greensboro, NC (71/6,680)
3/26/1939	\$5,000	Ralph Guldahl	280 (67)	Clayton Heafner - 283 (70) Lawson Little - 283 (70)	\$1,200	Stamout Forest CC, Greensboro, NC (71/6,630) Sedgefield CC, Greensboro, NC (71/6,680)
3/28/1938	\$5,000	Sam Snead	271 (-13)	Johnny Revolta - 276 (63)	\$1,200	Stamout Forest CC, Greensboro, NC (71/6,630) Sedgefield CC, Greensboro, NC (71/6,680)

* indicates playoff

THE NORTHERN TRUST

Norton, Massachusetts • August 20-23, 2020

TPC Boston

Par/Yards: 36-35--71 | 7,308



FedExCup Points (first): 2000



Winner: Dustin Johnson

FedExCup Points: 1,500

67-60-64-63 254 (-30) | \$1,710,000

Leaders

Round 1

Kevin Streelman	64 (-7)
Russell Henley	64 (-7)
Harris English	64 (-7)
Cameron Davis	64 (-7)
7 tied at position	65 (-6)
Dustin Johnson	67 (-4)

Round 2

Dustin Johnson	127 (-15)
Scottie Scheffler	129 (-13)
Cameron Davis	129 (-13)
Danny Lee	130 (-12)
Harris English	130 (-12)
Louis Oosthuizen	130 (-12)

Round 3

Dustin Johnson	191 (-22)
Harris English	196 (-17)
Scottie Scheffler	196 (-17)
Louis Oosthuizen	198 (-15)
Harry Higgs	199 (-14)
Danny Lee	199 (-14)
Daniel Berger	199 (-14)

Order of Finish (cut: 36 HOLES: 70 professionals at -3 (139) or better.)

Pos	Player	Scores	Total	FedExCup Points	Earnings	Pos	Player	Scores	Total	FedExCup Points	Earnings	Pos	Player	Scores	Total	FedExCup Points	Earnings
1	Dustin Johnson	67 60 64 63	254 (-30)	1,500	\$1,710,000	T39	Adam Schenk	70 66 71 68	275 (-9)	45	\$39,425	CUT	Scott Stallings	72 70	142 (0)	--	--
2	Harris English	64 66 66 69	265 (-19)	900	\$1,035,500	T44	Matthew Wolff	65 67 77 67	276 (-8)	32	\$30,001	CUT	Phil Mickelson	74 68	142 (0)	--	--
3	Daniel Berger	66 66 67 67	266 (-18)	570	\$655,500	T44	Tommy Fleetwood	66 69 71 70	276 (-8)	32	\$30,001	CUT	Patrick Cantlay	69 73	142 (0)	--	--
T4	Scottie Scheffler	70 59 67 71	267 (-17)	368	\$427,500	T44	Emiliano Grillo	69 64 73 70	276 (-8)	32	\$30,001	CUT	Sungjae Im	75 67	142 (0)	--	--
T4	Kevin Kisner	65 66 70 66	267 (-17)	368	\$427,500	T44	Charles Howell III	66 70 68 72	276 (-8)	32	\$30,001	CUT	Adam Hadwin	70 72	142 (0)	--	--
T6	Webb Simpson	70 64 68 66	268 (-16)	285	\$332,500	T44	Brendan Steele	68 67 69 72	276 (-8)	32	\$30,001	CUT	Gary Woodland	69 73	142 (0)	--	--
T6	Jon Rahm	69 67 67 65	268 (-16)	285	\$332,500	T49	Chez Reavie	68 70 67 72	277 (-7)	21	\$23,169	CUT	Carlos Ortiz	69 73	142 (0)	--	--
T8	Alex Noren	69 68 64 68	269 (-15)	240	\$277,875	T49	Zach Johnson	69 69 67 72	277 (-7)	21	\$23,169	CUT	Bryson DeChambeau	71 71	142 (0)	--	--
T8	Ryan Palmer	67 67 68 67	269 (-15)	240	\$277,875	T49	Paul Casey	70 69 67 71	277 (-7)	21	\$23,169	CUT	Joaquin Niemann	68 74	142 (0)	--	--
T8	Russell Henley	64 67 70 68	269 (-15)	240	\$277,875	T49	Rickie Fowler	67 70 71 69	277 (-7)	21	\$23,169	CUT	Abraham Ancer	72 71	143 (1)	--	--
T11	Harry Higgs	67 66 66 71	270 (-14)	203	\$230,375	T49	Justin Thomas	68 67 71 71	277 (-7)	21	\$23,169	CUT	Matthew Fitzpatrick	77 66	143 (1)	--	--
T11	Brian Harman	67 66 73 64	270 (-14)	203	\$230,375	T49	Patrick Reed	68 71 68 70	277 (-7)	21	\$23,169	CUT	Sepp Straka	73 70	143 (1)	--	--
T13	Louis Oosthuizen	65 65 68 73	271 (-13)	166	\$175,275	T49	Beau Hossler	73 66 66 72	277 (-7)	21	\$23,169	CUT	Collin Morikawa	71 72	143 (1)	--	--
T13	Charley Hoffman	65 68 68 70	271 (-13)	166	\$175,275	T49	Adam Long	68 67 72 70	277 (-7)	21	\$23,169	CUT	Sam Burns	68 75	143 (1)	--	--
T13	Jason Kokrak	68 68 70 65	271 (-13)	166	\$175,275	T49	Denny McCarthy	69 68 69 71	277 (-7)	21	\$23,169	CUT	Xinjun Zhang	71 72	143 (1)	--	--
T13	Mackenzie Hughes	68 68 66 69	271 (-13)	166	\$175,275	T58	Lanto Griffin	68 68 70 72	278 (-6)	16	\$21,565	CUT	Bud Cauley	71 72	143 (1)	--	--
T13	Robby Shelton	66 71 63 63	271 (-13)	166	\$175,275	T58	Adam Scott	66 70 75 67	278 (-6)	16	\$21,565	CUT	Sam Ryder	74 69	143 (1)	--	--
T18	Talor Gooch	66 72 65 69	272 (-12)	129	\$117,189	T58	Tiger Woods	68 71 73 66	278 (-6)	16	\$21,565	CUT	Rory Sabbatini	73 70	143 (1)	--	--
T18	Viktor Hovland	68 70 68 66	272 (-12)	129	\$117,189	T61	Kevin Streelman	64 71 73 71	279 (-5)	14	\$20,995	CUT	Luke List	68 75	143 (1)	--	--
T18	Sebastián Muñoz	65 71 69 67	272 (-12)	129	\$117,189	T61	Keith Mitchell	69 68 72 70	279 (-5)	14	\$20,995	CUT	Billy Horschel	73 70	143 (1)	--	--
T18	Cameron Smith	69 68 66 69	272 (-12)	129	\$117,189	T61	Maverick McNealy	67 71 70 71	279 (-5)	14	\$20,995	CUT	Dylan Frittelli	69 75	144 (2)	--	--
T18	Matt Kuchar	69 69 66 68	272 (-12)	129	\$117,189	64	Brendon Todd	70 66 70 74	280 (-4)	13	\$20,615	CUT	Nate Lashley	70 74	144 (2)	--	--
T18	Bubba Watson	65 68 67 72	272 (-12)	129	\$117,189	T65	Rory McIlroy	69 70 74 69	282 (-2)	12	\$20,330	CUT	Tom Lewis	75 69	144 (2)	--	--
T18	Danny Lee	66 64 69 73	272 (-12)	129	\$117,189	T65	Scott Harrington	68 67 76 71	282 (-2)	12	\$20,330	CUT	Bo Hoag	68 76	144 (2)	--	--
T25	Justin Rose	69 70 67 67	273 (-11)	100	\$76,238	67	Andrew Landry	69 70 69 75	283 (-1)	11	\$20,045	CUT	Jim Herman	75 70	145 (3)	--	--
T25	Corey Connors	72 65 69 67	273 (-11)	100	\$76,238	68	Richy Werenski	69 67 75 74	285 (1)	10	\$19,855	CUT	Brandt Snedeker	73 72	145 (3)	--	--
T25	Tyrell Hatton	67 71 63 72	273 (-11)	100	\$76,238	69	Matt Jones	68 71 76 71	286 (2)	10	\$19,665	CUT	Sung Kang	70 75	145 (3)	--	--
T25	Xander Schauffele	68 71 67 67	273 (-11)	100	\$76,238	70	Patrick Rodgers	71 67 76 77	291 (7)	9	\$19,475	CUT	Jason Day	70 75	145 (3)	--	--
T29	Wyndham Clark	67 71 67 68	274 (-10)	70	\$55,860	CUT	Harold Varner III	71 69	140 (-2)	--	--	CUT	Lucas Glover	70 75	145 (3)	--	--
T29	Tyler Duncan	69 69 69 67	274 (-10)	70	\$55,860	CUT	Max Homa	69 71	140 (-2)	--	--	CUT	Brian Gay	71 75	146 (4)	--	--
T29	Cameron Davis	64 65 72 73	274 (-10)	70	\$55,860	CUT	Jordan Spieth	69 71	140 (-2)	--	--	CUT	Michael Thompson	71 75	146 (4)	--	--
T29	Mark Hubbard	67 71 68 68	274 (-10)	70	\$55,860	CUT	Joel Dahmen	70 70	140 (-2)	--	--	CUT	Doc Redman	73 73	146 (4)	--	--
T29	Troy Merritt	72 67 70 65	274 (-10)	70	\$55,860	CUT	Cameron Champ	72 68	140 (-2)	--	--	CUT	Marc Leishman	75 72	147 (5)	--	--
T29	Kyung-Hoon Lee	70 68 69 70	274 (-10)	70	\$55,860	CUT	Brian Stuard	72 69	141 (-1)	--	--	CUT	Zac Blair	68 80	148 (6)	--	--
T29	Hideki Matsuyama	67 69 65 70	274 (-10)	70	\$55,860	CUT	Shane Lowry	72 69	141 (-1)	--	--	CUT	Graeme McDowell	77 72	149 (7)	--	--
T29	Keegan Bradley	68 67 69 70	274 (-10)	70	\$55,860	CUT	Matthew NeSmith	70 71	141 (-1)	--	--	CUT	Byeong Hun An	77 73	150 (8)	--	--
T29	Cameron Tringale	67 72 67 68	274 (-10)	70	\$55,860	CUT	Tom Hoge	71 70	141 (-1)	--	--	CUT	Ryan Armour	74 77	151 (9)	--	--
T29	Scott Piercy	65 70 70 69	274 (-10)	70	\$55,860	CUT	Nick Taylor	68 73	141 (-1)	--	--	W/D	Pat Perez	71	71 (0)	--	--
T39	Ian Poulter	66 67 73 69	275 (-9)	45	\$39,425	CUT	Tony Finau	72 69	141 (-1)	--	--						
T39	Kevin Na	71 65 73 66	275 (-9)	45	\$39,425	CUT	Scott Brown	68 73	141 (-1)	--	--						
T39	Si Woo Kim	68 64 70 73	275 (-9)	45	\$39,425	CUT	Brice Garnett	74 68	142 (0)	--	--						
T39	J.T. Poston	71 67 66 71	275 (-9)	45	\$39,425	CUT	Henrik Norlander	71 71	142 (0)	--	--						

Notes

Dustin Johnson earned his second win of the season and 22nd of his career, winning THE NORTHERN TRUST by 11 strokes with a 72-hole total of 30-under 254. It marked the third score of 254 or better in PGA TOUR history and third score of 30-under or better (first on a par-71 layout).

Dustin Johnson recorded the first sub-188 54-hole score (any consecutive rounds) in PGA TOUR history, carding scores of 60-64-63—187 in the second, third and final rounds. His total of 124 in the second and third rounds was the 14th 36-hole score (any consecutive rounds) of 124 or better in PGA TOUR history.

With the win, Dustin Johnson became the 30th player to reach the 22-win mark on the PGA TOUR. His winning margin of 11 strokes represented the largest margin of victory on TOUR since Phil Mickelson won the 2006 BellSouth Classic by 13.

Dustin Johnson shot an 11-under 60 in the second round, his first career 18-hole score of 60 or better on TOUR. He led the field in Greens in Regulation Percentage (90.28%), Eagles (5), Par-3 Scoring Average (2.63), Par-4 Scoring Average (3.73) and Par-5 Scoring Average (4.00).

PGA TOUR rookie Scottie Scheffler shot a second-round 59, the 12th sub-60 score in PGA TOUR history, en route to a T4 in his FedExCup Playoffs debut. Scheffler became the 11th different player to record a sub-60 score and second under the age of 25 (first: Justin Thomas, 2017 Sony Open in Hawaii). He co-lead the field in Birdies (24).

Harris English finished solo-second, his best result since a runner-up at the 2016 Charles Schwab Challenge. He held a share of the first-round lead, falling to 1-for-3 with the 18-hole lead/co-lead in his career. The result marked his first career top-10 in a FedExCup Playoffs event.

Kevin Kisner finished solo-third, his sixth top-five in an eight-start stretch on TOUR. It represented his first top-10 at the event and third in the FedExCup Playoffs.

Defending champion Patrick Reed finished T49.

WEATHER: Thursday: Sunny. High of 80. Wind WSW 5-10 mph. **Friday:** Mostly sunny. High of 86. Wind SW 10-15. **Saturday:** Partly cloudy. High of 88. SW wind 5-10 mph. Due to inclement weather, play was suspended from 3:45 p.m. until 4:35 p.m. **Sunday:** Partly cloudy. High of 89. Wind SW 7-13 mph. Due to inclement weather, play was suspended from 6 p.m. until 7:14 p.m.

Tournament Record: 254

Dustin Johnson (2020)

TPC Boston: 59

Scottie Scheffler (2020)

Tournament History

End Date	Purse	Winner	Score	Runner-Up	Earnings	Location (Par/Yards)
THE NORTHERN TRUST						
8/23/2020	\$9,500,000	Dustin Johnson	254 (-30)	Harris English - 265 (-19)	\$1,710,000	TPC Boston, Norton, MA (71/7,308)
8/11/2019	\$9,250,000	Patrick Reed	268 (-16)	Abraham Ancer - 269 (-15)	\$1,665,000	Liberty National GC, Jersey City, NJ (71/7,370)
8/26/2018	\$9,000,000	Bryson DeChambeau	266 (-18)	Tony Finau - 270 (-14)	\$1,620,000	Ridgewood CC, Paramus, NJ (71/7,385)
8/27/2017	\$8,750,000	Dustin Johnson *	267 (-13)	Jordan Spieth - 267 (-13)	\$1,575,000	Glen Oaks Club, Old Westbury, NY (70/7,346)
The Barclays						
8/28/2016	\$8,500,000	Patrick Reed	275 (-9)	Sean O'Hair - 276 (-8) Emiliano Grillo - 276 (-8)	\$1,530,000	Bethpage State Park (Black), Farmingdale, NY (71/7,468)
8/30/2015	\$8,250,000	Jason Day	261 (-19)	Henrik Stenson - 267 (-13)	\$1,485,000	Plainfield CC, Edison, NJ (70/7,012)
8/24/2014	\$8,000,000	Hunter Mahan	270 (-14)	Stuart Appleby - 272 (-12) Jason Day - 272 (-12) Cameron Tringale - 272 (-12)	\$1,440,000	Ridgewood CC, Paramus, NJ (71/7,319)
8/25/2013	\$8,000,000	Adam Scott	273 (-11)	Tiger Woods - 274 (-10) Justin Rose - 274 (-10) Graham DeLaet - 274 (-10) Gary Woodland - 274 (-10)	\$1,440,000	Liberty National GC, Jersey City, NJ (71/7,353)
8/26/2012	\$8,000,000	Nick Watney	274 (-10)	Brandt Snedeker - 277 (-7)	\$1,440,000	Bethpage State Park (Black), Farmingdale, NY (71/7,468)
8/28/2011	\$8,000,000	Dustin Johnson	194 (-19)	Matt Kuchar - 196 (-17)	\$1,440,000	Plainfield CC, Edison, NJ (71/6,964)
8/29/2010	\$7,500,000	Matt Kuchar *	272 (-12)	Martin Laird - 272 (-12)	\$1,350,000	Ridgewood CC, Paramus, NJ (71/7,319)
8/30/2009	\$7,500,000	Heath Slocum	275 (-9)	Ernie Els - 276 (-8) Steve Stricker - 276 (-8) Tiger Woods - 276 (-8) Padraig Harrington - 276 (-8)	\$1,350,000	Liberty National GC, Jersey City, NJ (71/7,419)
8/24/2008	\$7,000,000	Vijay Singh *	276 (-8)	Kevin Sutherland - 276 (-8) Sergio Garcia - 276 (-8)	\$1,260,000	Ridgewood CC, Paramus, NJ (71/7,319)
8/26/2007	\$7,000,000	Steve Stricker	268 (-16)	K.J. Choi - 270 (-14)	\$1,260,000	Westchester CC, Harrison, NY (71/6,839)
Barclays Classic						
6/11/2006	\$5,750,000	Vijay Singh	274 (-10)	Adam Scott - 276 (-8)	\$1,035,000	Westchester CC, Harrison, NY (71/6,839)
6/26/2005	\$5,750,000	Padraig Harrington	274 (-10)	Jim Furyk - 275 (-9)	\$1,035,000	Westchester CC, Harrison, NY (71/6,839)
Buick Classic						
6/13/2004	\$5,250,000	Sergio Garcia *	272 (-12)	Padraig Harrington - 272 (-12) Rory Sabbatini - 272 (-12)	\$945,000	Westchester CC, Harrison, NY (71/6,751)
6/22/2003	\$5,000,000	Jonathan Kaye *	271 (-13)	John Rollins - 271 (-13)	\$900,000	Westchester CC, Harrison, NY (71/6,783)
6/9/2002	\$3,500,000	Chris Smith	272 (-12)	Loren Roberts - 274 (-10) David Gossett - 274 (-10) Pat Perez - 274 (-10)	\$630,000	Westchester CC, Harrison, NY (71/6,722)
6/24/2001	\$3,500,000	Sergio Garcia	268 (-16)	Scott Hoch - 271 (-13)	\$630,000	Westchester CC, Harrison, NY (71/6,722)
6/11/2000	\$3,000,000	Dennis Paulson *	276 (-8)	David Duval - 276 (-8)	\$540,000	Westchester CC, Harrison, NY (71/6,722)
6/27/1999	\$2,500,000	Duffy Waldorf *	276 (-8)	Dennis Paulson - 276 (-8)	\$450,000	Westchester CC, Harrison, NY (71/6,722)
6/14/1998	\$1,800,000	J.P. Hayes *	201 (-12)	Jim Furyk - 201 (-12)	\$324,000	Westchester CC, Harrison, NY (71/6,722)
6/22/1997	\$1,500,000	Ernie Els	268 (-16)	Jeff Maggert - 270 (-14)	\$270,000	Westchester CC, Harrison, NY (71/6,722)
6/9/1996	\$1,200,000	Ernie Els	271 (-13)	Steve Elkington - 279 (-5) Tom Lehman - 279 (-5) Jeff Maggert - 279 (-5) Craig Parry - 279 (-5)	\$216,000	Westchester CC, Harrison, NY (71/6,779)
5/21/1995	\$1,200,000	Vijay Singh *	278 (-6)	Doug Martin - 278 (-6)	\$216,000	Westchester CC, Harrison, NY (71/6,779)
6/12/1994	\$1,200,000	Lee Janzen	268 (-16)	Ernie Els - 271 (-13)	\$216,000	Westchester CC, Harrison, NY (71/6,779)
6/13/1993	\$1,000,000	Vijay Singh *	280 (-4)	Mark Wiebe - 280 (-4)	\$180,000	Westchester CC, Harrison, NY (71/6,779)
6/28/1992	\$1,000,000	David Frost	268 (-16)	Duffy Waldorf - 276 (-8)	\$180,000	Westchester CC, Harrison, NY (71/6,779)
6/9/1991	\$1,000,000	Billy Andrade	273 (-11)	Brad Bryant - 275 (-9)	\$180,000	Westchester CC, Harrison, NY (71/6,779)
6/24/1990	\$1,000,000	Hale Irwin	269 (-15)	Paul Azinger - 271 (-13)	\$180,000	Westchester CC, Harrison, NY (71/6,779)
Manufacturers Hanover Westchester Classic						
6/11/1989	\$1,000,000	Wayne Grady *	277 (-7)	Ronnie Black - 277 (-7)	\$180,000	Westchester CC, Harrison, NY (71/6,779)
6/12/1988	\$700,000	Seve Ballesteros *	276 (-8)	David Frost - 276 (-8) Ken Green - 276 (-8) Greg Norman - 276 (-8)	\$126,000	Westchester CC, Harrison, NY (71/6,779)
6/14/1987	\$600,000	J.C. Snead *	276 (-8)	Seve Ballesteros - 276 (-8)	\$108,000	Westchester CC, Harrison, NY (71/6,769)
6/8/1986	\$600,000	Bob Tway	272 (-12)	Willie Wood - 273 (-11)	\$108,000	Westchester CC, Harrison, NY (71/6,723)
6/9/1985	\$500,000	Roger Maltbie *	275 (-9)	George Burns - 275 (-9) Raymond Floyd - 275 (-9)	\$90,000	Westchester CC, Harrison, NY (71/6,722)
6/10/1984	\$500,000	Scott Simpson	269 (-15)	David Graham - 274 (-10) Jay Haas - 274 (-10) Mark O'Meara - 274 (-10)	\$90,000	Westchester CC, Harrison, NY (71/6,687)
6/12/1983	\$450,000	Seve Ballesteros	276 (-8)	Andy Bean - 278 (-6) Craig Stadler - 278 (-6)	\$81,000	Westchester CC, Harrison, NY (71/6,687)
6/27/1982	\$400,000	Bob Gilder	261 (-23)	Peter Jacobsen - 266 (-18) Tom Kite - 266 (-18)	\$72,000	Westchester CC, Harrison, NY (71/6,329)
6/14/1981	\$400,000	Raymond Floyd	275 (-9)	Bobby Clampett - 277 (-7) Gibby Gilbert - 277 (-7) Craig Stadler - 277 (-7)	\$72,000	Westchester CC, Harrison, NY (71/6,603)
8/17/1980	\$400,000	Curtis Strange	273 (-11)	Gibby Gilbert - 275 (-9)	\$72,000	Westchester CC, Harrison, NY (71/6,603)
8/19/1979	\$400,000	Jack Renner	277 (-7)	David Graham - 278 (-6) Howard Twitty - 278 (-6)	\$72,000	Westchester CC, Harrison, NY (71/6,603)
American Express Westchester Classic						
8/20/1978	\$300,000	Lee Elder	274 (-10)	Mark Hayes - 275 (-9)	\$60,000	Westchester CC, Harrison, NY (71/6,603)
8/21/1977	\$300,000	Andy North	272 (-12)	George Archer - 274 (-10)	\$60,000	Westchester CC, Harrison, NY (71/6,603)
7/18/1976	\$300,000	David Graham	272 (-12)	Ben Crenshaw - 275 (-9) Tom Watson - 275 (-9) Fuzzy Zoeller - 275 (-9)	\$60,000	Westchester CC, Harrison, NY (71/6,603)
Westchester Classic						
8/3/1975	\$250,000	Gene Littler *	271 (-17)	Julius Boros - 271 (-17)	\$50,000	Westchester CC, Harrison, NY (72/6,614)
8/25/1974	\$250,000	Johnny Miller	269 (-19)	Don Bies - 271 (-17)	\$50,000	Westchester CC, Harrison, NY (72/6,614)
8/5/1973	\$250,000	Bobby Nichols *	272 (-16)	Bob Murphy - 272 (-16)	\$50,000	Westchester CC, Harrison, NY (72/6,614)
8/13/1972	\$250,000	Jack Nicklaus	270 (-18)	Jim Colbert - 273 (-15)	\$50,000	Westchester CC, Harrison, NY (72/6,700)
7/25/1971	\$250,000	Arnold Palmer	270 (-18)	Gibby Gilbert - 275 (-13) Hale Irwin - 275 (-13)	\$50,000	Westchester CC, Harrison, NY (72/6,700)
8/2/1970	\$250,000	Bruce Crampton	273 (-15)	Larry Hinson - 274 (-14) Jack Nicklaus - 274 (-14)	\$50,000	Westchester CC, Harrison, NY (72/6,700)
8/3/1969	\$250,000	Frank Beard	275 (-13)	Bert Greene - 276 (-12)	\$50,000	Westchester CC, Harrison, NY (72/6,677)
8/18/1968	\$250,000	Julius Boros	272 (-16)	Bob Murphy - 273 (-15) Jack Nicklaus - 273 (-15) Dan Sikes - 273 (-15)	\$50,000	Westchester CC, Harrison, NY (72/6,648)
8/27/1967	\$250,000	Jack Nicklaus	272 (-16)	Dan Sikes - 273 (-15)	\$50,000	Westchester CC, Harrison, NY (72/6,573)

* indicates playoff

BMW Championship

Olympia Fields, Illinois • August 27-30, 2020

Olympia Fields CC (North)

Par/Yards: 35-35--70 | 7,366



BMW
CHAMPIONSHIP

FedExCup Points (first): 2000



Winner (playoff): Jon Rahm

FedExCup Points: 1,500

75-71-66-64 276 (-4) | \$1,710,000

Leaders

Round 1

Hideki Matsuyama	67 (-3)
Tyler Duncan	68 (-2)
Mackenzie Hughes	69 (-1)
10 tied at position	70 (E)
Jon Rahm	75 (+5)

Round 2

Rory McIlroy	139 (-1)
Patrick Cantlay	139 (-1)
Hideki Matsuyama	140 (E)
Dustin Johnson	140 (E)
Brendon Todd	141 (+1)
Billy Horschel	141 (+1)
Tony Finau	141 (+1)
Louis Oosthuizen	141 (+1)
Adam Scott	141 (+1)
Jon Rahm	146 (+6)

Round 3

Hideki Matsuyama	209 (-1)
Dustin Johnson	209 (-1)
Adam Scott	211 (+1)
Joaquin Niemann	211 (+1)
Mackenzie Hughes	211 (+1)
Jon Rahm	212 (+2)

Order of Finish

Pos	Player	Scores	Total	FedExCup Points	Earnings
1	Jon Rahm *	75 71 66 64	276 (-4)	1,500	\$1,710,000
2	Dustin Johnson	71 69 69 67	276 (-4)	900	\$1,026,000
T3	Hideki Matsuyama	67 73 69 69	278 (-2)	488	\$551,000
T3	Joaquin Niemann	72 71 68 67	278 (-2)	488	\$551,000
5	Tony Finau	70 71 73 65	279 (-1)	330	\$384,750
T6	Jason Kokrak	74 71 69 66	280 (0)	285	\$337,250
T6	Matthew Fitzpatrick	70 75 68 67	280 (0)	285	\$337,250
T8	Sebastian Muñoz	70 75 67 69	281 (1)	248	\$285,000
T8	Brendon Todd	73 68 71 69	281 (1)	248	\$285,000
T10	Lanto Griffin	70 73 70 69	282 (2)	218	\$247,000
T10	Mackenzie Hughes	69 73 69 71	282 (2)	218	\$247,000
T12	Patrick Cantlay	71 68 75 69	283 (3)	178	\$192,375
T12	Byeong Hun An	73 74 68 68	283 (3)	178	\$192,375
T12	Brian Harman	72 73 69 69	283 (3)	178	\$192,375
T12	Rory McIlroy	70 69 73 71	283 (3)	178	\$192,375
T16	Paul Casey	73 72 71 68	284 (4)	150	\$147,250
T16	Bubba Watson	72 70 70 72	284 (4)	150	\$147,250
T16	Tyrell Hatton	73 70 71 70	284 (4)	150	\$147,250
T16	Matthew Wolff	72 71 74 67	284 (4)	150	\$147,250
T20	Collin Morikawa	76 73 68 68	285 (5)	123	\$106,780
T20	Scottie Scheffler	75 72 72 66	285 (5)	123	\$106,780
T20	Richy Werenski	74 72 70 69	285 (5)	123	\$106,780
T20	Cameron Smith	75 73 68 69	285 (5)	123	\$106,780
T20	Joel Dahmen	71 77 71 66	285 (5)	123	\$106,780
T25	Russell Henley	74 69 70 73	286 (6)	91	\$69,469

indicates playoff win

Notes

Jon Rahm defeated Dustin Johnson in a playoff at the BMW Championship, holing a 66-foot, 5-inch birdie putt on the first extra hole to win the second FedExCup Playoffs event of the season. The win represented his sixth PGA TOUR title, second of the season and first in the FedExCup Playoffs.

Jon Rahm's first-round 75 marked the highest first-round score by a winner on TOUR since Brooks Koepka at the 2018 U.S. Open (75) and highest at a non-major since Mark Calcavecchia at the 2007 Valspar Championship (75). Rahm's only bogey on the final 40 holes came at the par-4 fifth in the third round after a one-stroke penalty for picking up his ball before marking it.

With the win, Jon Rahm moved to No. 2 in the FedExCup standings entering the TOUR Championship, while runner-up Dustin Johnson maintained the top position.

Dustin Johnson fell to Jon Rahm in a playoff after making a 43-foot, 3-inch birdie putt on the 72nd hole to force extra holes. He held the 54-hole lead/co-lead for the third consecutive start, falling to 1-for-3 in that stretch.

Following a win the previous week at THE NORTHERN TRUST, Dustin Johnson became the first player since Justin Thomas in 2018 to win a tournament one week and lose in a playoff the next. He led the field in Par-4 Scoring Average (3.94).

Joaquin Niemann (T3) and Mackenzie Hughes (T10) earned enough FedExCup points to move inside the top 30 of the FedExCup standings and qualify for the TOUR Championship for the first time in their careers.

Hideki Matsuyama finished T3, his second consecutive top-three result at the event. Matsuyama, who co-led the field in Par-5 Scoring Average (4.50), held the outright 18-hole lead (fell to 1-for-6 with the 18-hole lead/co-lead) and a share of the 54-hole lead (fell to 1-for-4).

Patrick Cantlay and Rory McIlroy shared the 36-hole lead before going on to finish T12. Cantlay fell to 0-for-4 with the 36-hole lead/co-lead in his career, while McIlroy dropped to 5-for-10.

Defending champion Justin Thomas shot a final-round 68 to finish T25.

Pos	Player	Scores	Total	FedExCup Points	Earnings
T25	Justin Thomas	73 74 71 68	286 (6)	91	\$69,469
T25	Louis Oosthuizen	72 69 74 71	286 (6)	91	\$69,469
T25	Kevin Kisner	72 70 70 74	286 (6)	91	\$69,469
T25	Adam Scott	72 69 70 75	286 (6)	91	\$69,469
T25	Daniel Berger	73 74 69 70	286 (6)	91	\$69,469
T25	Carlos Ortiz	70 74 72 70	286 (6)	91	\$69,469
T25	Xander Schauffele	73 70 74 69	286 (6)	91	\$69,469
T33	Corey Connors	76 69 70 72	287 (7)	60	\$49,129
T33	Abraham Ancer	70 74 70 73	287 (7)	60	\$49,129
T33	Brendan Steele	72 71 75 69	287 (7)	60	\$49,129
T33	Billy Horschel	70 71 74 72	287 (7)	60	\$49,129
T33	Danny Lee	73 72 74 68	287 (7)	60	\$49,129
T33	Dylan Frittelli	72 75 69 71	287 (7)	60	\$49,129
T33	Gary Woodland	75 70 74 68	287 (7)	60	\$49,129
T40	Jim Herman	71 72 73 72	288 (8)	38	\$34,200
T40	Adam Hadwin	74 72 73 69	288 (8)	38	\$34,200
T40	Harris English	75 71 69 73	288 (8)	38	\$34,200
T40	Patrick Reed	73 71 72 72	288 (8)	38	\$34,200
T40	Ryan Palmer	71 76 74 67	288 (8)	38	\$34,200
T40	Alex Noren	72 71 73 72	288 (8)	38	\$34,200
T40	Maverick McNealy	77 70 73 68	288 (8)	38	\$34,200
T40	Viktor Hovland	71 73 73 71	288 (8)	38	\$34,200
T48	Tyler Duncan	68 76 77 68	289 (9)	28	\$25,365
T48	Charles Howell III	75 75 69 70	289 (9)	28	\$25,365
50	Bryson DeChambeau	73 70 75 72	290 (10)	26	\$23,940

WEATHER: Thursday: Partly cloudy. High of 92. Wind WSW 15-20 mph. **Friday:** Partly cloudy. High of 91. Wind SW 10-18 mph. **Saturday:** Mostly cloudy. High of 78. Wind NW 9-17 mph. **Sunday:** Partly cloudy. High of 77. Wind E6-12 mph.

Tournament Record: 260

Justin Rose (2018), Keegan Bradley (2018)

Olympia Fields CC (North): 64

Jon Rahm (2020)

Other Course: 59

Jim Furyk (2013) - Conway Farms GC

Tournament History

End Date	Purse	Winner	Score	Runner-Up	Earnings	Location (Par/Yards)
BMW Championship						
8/30/2020	\$9,500,000	Jon Rahm *	276 (-4)	Dustin Johnson - 276 (-4)	\$1,710,000	Olympia Fields CC (North), Olympia Fields, IL (70/7,366)
8/18/2019	\$9,250,000	Justin Thomas	263 (-25)	Patrick Cantlay - 266 (-22)	\$1,665,000	Medinah CC (No. 3), Medinah, IL (72/7,613)
9/9/2018	\$9,000,000	Keegan Bradley *	260 (-20)	Justin Rose - 260 (-20)	\$1,620,000	Aronimink GC, Newtown Square, PA (70/7,267)
9/17/2017	\$8,750,000	Marc Leishman	261 (-23)	Justin Rose - 266 (-18) Rickie Fowler - 266 (-18)	\$1,575,000	Conway Farms GC, Lake Forest, IL (71/7,208)
9/11/2016	\$8,500,000	Dustin Johnson	265 (-23)	Paul Casey - 268 (-20)	\$1,530,000	Crooked Stick GC, Carmel, IN (72/7,567)
9/20/2015	\$8,250,000	Jason Day	262 (-22)	Daniel Berger - 268 (-16)	\$1,485,000	Conway Farms GC, Lake Forest, IL (71/7,198)
9/7/2014	\$8,000,000	Billy Horschel	266 (-14)	Bubba Watson - 268 (-12)	\$1,440,000	Cherry Hills CC, Cherry Hills Village, CO (70/7,352)
9/15/2013	\$8,000,000	Zach Johnson	268 (-16)	Nick Watney - 270 (-14)	\$1,440,000	Conway Farms GC, Lake Forest, IL (71/7,149)
9/9/2012	\$8,000,000	Rory McIlroy	268 (-20)	Phil Mickelson - 270 (-18) Lee Westwood - 270 (-18)	\$1,440,000	Crooked Stick GC, Carmel, IN (72/7,497)
9/18/2011	\$8,000,000	Justin Rose	271 (-13)	John Senden - 273 (-11)	\$1,440,000	Cog Hill G&CC, Lemont, IL (71/7,616)
9/12/2010	\$7,500,000	Dustin Johnson	275 (-9)	Paul Casey - 276 (-8)	\$1,350,000	Cog Hill G&CC, Lemont, IL (71/7,616)
9/13/2009	\$7,500,000	Tiger Woods	265 (-19)	Jim Furyk - 273 (-11) Marc Leishman - 273 (-11)	\$1,350,000	Cog Hill G&CC, Lemont, IL (71/7,616)
9/7/2008	\$7,000,000	Camilo Villegas	265 (-15)	Dudley Hart - 267 (-13)	\$1,260,000	Bellerive CC, St. Louis, MO (70/7,324)
9/9/2007	\$7,000,000	Tiger Woods	262 (-22)	Aaron Baddeley - 264 (-20)	\$1,260,000	Cog Hill G&CC, Lemont, IL (71/7,326)
Cialis Western Open						
7/9/2006	\$5,000,000	Trevor Immelman	271 (-13)	Tiger Woods - 273 (-11) Mathew Goggin - 273 (-11)	\$900,000	Cog Hill G&CC, Lemont, IL (71/7,326)
7/3/2005	\$5,000,000	Jim Furyk	270 (-14)	Tiger Woods - 272 (-12)	\$900,000	Cog Hill G&CC, Lemont, IL (71/7,326)
7/4/2004	\$4,800,000	Stephen Ames	274 (-10)	Steve Lowery - 276 (-8)	\$864,000	Cog Hill G&CC, Lemont, IL (71/7,326)
100th Western Open presented by Golf Digest						
7/6/2003	\$4,500,000	Tiger Woods	267 (-21)	Rich Beem - 272 (-16)	\$810,000	Cog Hill G&CC, Lemont, IL (72/7,320)
Advil Western Open						
7/7/2002	\$4,000,000	Jerry Kelly	269 (-19)	Davis Love III - 271 (-17)	\$720,000	Cog Hill G&CC, Lemont, IL (72/7,224)
7/8/2001	\$3,600,000	Scott Hoch	267 (-21)	Davis Love III - 268 (-20)	\$648,000	Cog Hill G&CC, Lemont, IL (72/7,073)
7/9/2000	\$3,000,000	Robert Allenby *	274 (-14)	Nick Price - 274 (-14)	\$540,000	Cog Hill G&CC, Lemont, IL (72/7,073)
Motorola Western Open						
7/4/1999	\$2,500,000	Tiger Woods	273 (-15)	Mike Weir - 276 (-12)	\$450,000	Cog Hill G&CC, Lemont, IL (72/7,073)
6/28/1998	\$2,200,000	Joe Durant	271 (-17)	Viay Singh - 273 (-15)	\$396,000	Cog Hill G&CC, Lemont, IL (72/7,073)
7/6/1997	\$2,000,000	Tiger Woods	275 (-13)	Frank Nobilo - 278 (-10)	\$360,000	Cog Hill G&CC, Lemont, IL (72/7,073)
7/7/1996	\$2,000,000	Steve Stricker	270 (-18)	Billy Andrade - 278 (-10) Jay Don Blake - 278 (-10)	\$360,000	Cog Hill G&CC, Lemont, IL (72/7,073)
7/9/1995	\$2,000,000	Billy Mayfair	279 (-9)	Jay Haas - 280 (-8) Jeff Maggert - 280 (-8) Scott Simpson - 280 (-8) Justin Leonard - 280 (-8)	\$360,000	Cog Hill G&CC, Lemont, IL (72/7,073)
7/3/1994	\$1,200,000	Nick Price	277 (-11)	Greg Kraft - 278 (-10)	\$216,000	Cog Hill G&CC, Lemont, IL (72/7,073)
Sprint Western Open						
7/4/1993	\$1,200,000	Nick Price	269 (-19)	Greg Norman - 274 (-14)	\$216,000	Cog Hill G&CC, Lemont, IL (72/7,073)
Centel Western Open						
7/5/1992	\$1,100,000	Ben Crenshaw	276 (-12)	Greg Norman - 277 (-11)	\$198,000	Cog Hill G&CC, Lemont, IL (72/7,073)
7/7/1991	\$1,000,000	Russ Cochran	275 (-13)	Greg Norman - 277 (-11)	\$180,000	Cog Hill G&CC, Lemont, IL (72/7,040)
6/10/1990	\$1,000,000	Wayne Levi	275 (-13)	Payne Stewart - 279 (-9)	\$180,000	Butler National GC, Oak Brook, IL (72/7,097)
Beatrice Western Open						
7/2/1989	\$1,000,000	Mark McCumber *	275 (-13)	Peter Jacobsen - 275 (-13)	\$180,000	Butler National GC, Oak Brook, IL (72/7,097)
7/3/1988	\$900,000	Jim Benezke	278 (-10)	Peter Jacobsen - 279 (-9)	\$162,000	Butler National GC, Oak Brook, IL (72/7,097)
8/23/1987	\$800,000	D.A. Weibring	207 (-9)	Larry Nelson - 208 (-8) Greg Norman - 208 (-8)	\$144,000	Butler National GC, Oak Brook, IL (72/6,752)
Western Open						
8/3/1986	\$500,000	Tom Kite *	286 (-2)	Fred Couples - 286 (-2) David Frost - 286 (-2) Nick Price - 286 (-2)	\$90,000	Butler National GC, Oak Brook, IL (72/7,097)
8/4/1985	\$500,000	Scott Verplank *	279 (-9)	Jim Thorpe - 279 (-9)		Butler National GC, Oak Brook, IL (72/7,097)
7/8/1984	\$400,000	Tom Watson *	280 (-8)	Greg Norman - 280 (-8)	\$72,000	Butler National GC, Oak Brook, IL (72/7,097)
7/3/1983	\$400,000	Mark McCumber	284 (-4)	Tom Watson - 285 (-3)	\$72,000	Butler National GC, Oak Brook, IL (72/7,097)
7/4/1982	\$350,000	Tom Weiskopf	276 (-12)	Larry Nelson - 277 (-11)	\$63,000	Butler National GC, Oak Brook, IL (72/7,097)
7/5/1981	\$300,000	Ed Fiori	277 (-11)	Jim Colbert - 281 (-7) Greg Powers - 281 (-7) Jim Simons - 281 (-7)	\$54,000	Butler National GC, Oak Brook, IL (72/7,097)
7/6/1980	\$300,000	Scott Simpson	281 (-7)	Andy Bean - 286 (-2)	\$54,000	Butler National GC, Oak Brook, IL (72/7,097)
7/8/1979	\$300,000	Larry Nelson *	286 (-2)	Ben Crenshaw - 286 (-2)	\$54,000	Butler National GC, Oak Brook, IL (72/7,097)
7/2/1978	\$225,000	Andy Bean *	282 (-6)	Bill Rogers - 282 (-6)	\$45,000	Butler National GC, Oak Brook, IL (72/7,097)
6/26/1977	\$200,000	Tom Watson	283 (-5)	Wally Armstrong - 284 (-4) Johnny Miller - 284 (-4)	\$40,000	Butler National GC, Oak Brook, IL (72/7,097)
6/27/1976	\$200,000	Al Geiberger	288 (4)	Joe Porter - 289 (5)	\$40,000	Butler National GC, Oak Brook, IL (71/7,002)
6/29/1975	\$200,000	Hale Irwin	283 (-1)	Bobby Cole - 284	\$40,000	Butler National GC, Oak Brook, IL (71/7,002)
6/30/1974	\$200,000	Tom Watson	287 (3)	J.C. Snead - 289 (5) Tom Weiskopf - 289 (5)	\$40,000	Butler National GC, Oak Brook, IL (71/7,002)
7/1/1973	\$175,000	Billy Casper	272 (-12)	Larry Hinson - 273 (-11) Hale Irwin - 273 (-11)	\$35,000	Midlothian CC, Midlothian, IL (71/6,654)
6/25/1972	\$150,000	Jim Jamieson	271 (-13)	Labron Harris - 277 (-7)	\$30,000	Sunset Ridge, Winnetka, IL (71/6,716)
7/18/1971	\$150,000	Bruce Crampton	279 (-5)	Bobby Nichols - 281 (-3)	\$30,000	Olympia Fields CC, Olympia Fields, IL (71/6,749)
6/14/1970	\$130,000	Hugh Royer	273 (-11)	Dale Douglass - 274 (-10)	\$26,000	Beverly CC, Chicago, IL (71/6,923)
6/8/1969	\$130,000	Billy Casper	276 (-8)	Rocky Thompson - 280 (-4)	\$26,000	Midlothian CC, Midlothian, IL (71/6,654)
8/4/1968	\$130,000	Jack Nicklaus	273 (-11)	Miller Barber - 276 (-8)	\$26,000	Olympia Fields CC, Olympia Fields, IL (71/6,749)
8/6/1967	\$102,400	Jack Nicklaus	274 (-10)	Doug Sanders - 276 (-8)	\$20,000	Beverly CC, Chicago, IL (71/6,923)
6/26/1966	\$101,800	Billy Casper	283 (-1)	Gay Brewer - 286 (2)	\$20,000	Medinah CC (No. 3), Medinah, IL (71/7,014)
7/4/1965	\$70,000	Billy Casper	270	Chi Chi Rodriguez - 272 Jack McGowan - 272	\$11,000	
8/9/1964	\$65,010	Chi Chi Rodriguez	268	Arnold Palmer - 269	\$11,000	
7/29/1963	\$57,200	Arnold Palmer *	280 (-4)	Julius Boros - 280 (-4) Jack Nicklaus - 280 (-4)	\$11,000	Beverly CC, Chicago, IL (71/6,923)
7/1/1962	\$55,000	Jacky Cupit	281 (-3)	Billy Casper - 283 (-1)	\$11,000	Medinah CC (No. 3), Medinah, IL (71/7,014)
6/25/1961	\$30,560	Arnold Palmer	271 (-13)	Sam Snead - 273 (-11)	\$5,000	Blythe Field CC, Belmont, MI (71/6,730)
7/17/1960	\$25,000	Stan Leonard *	278 (-10)	Art Wall - 278 (-10)	\$5,000	Western G&CC, Redford, MI (72/6,808)
7/12/1959	\$25,000	Mike Souchak	272 (-12)	Arnold Palmer - 273 (-11)	\$5,000	Pittsburgh Field, Aspinwall, PA (71/6,586)
6/1/1958	\$25,000	Doug Sanders	275 (-13)	Dow Finsterwald - 276 (-12)	\$5,000	Red Run GC, Royal Oak, MI (72/6,801)
6/30/1957	\$25,200	Doug Ford *	279 (-9)	George Bayer - 279 (-9) Gene Littler - 279 (-9) Billy Maxwell - 279 (-9)	\$5,000	Plum Hollow GC, Detroit, MI (72/6,854)
10/14/1956	\$22,721	Mike Fetchick *	284 (-4)	Doug Ford - 284 (-4) Jay Hebert - 284 (-4) Don January - 284 (-4)	\$5,000	Presidio CC, San Francisco, CA (72/6,488)
6/26/1955	\$15,000	Cary Middlecoff	272 (-16)	Mike Souchak - 274 (-14)	\$2,400	Portland GC, Portland, OR (72/6,564)
6/6/1954	\$15,000	Lloyd Mangrum *	277 (-11)	Ted Kroll - 277 (-11)	\$2,400	Kenwood CC, Cincinnati, OH (72/6,950)
5/31/1953	\$15,000	E. Harrison	278 (-6)	Ed Furgol - 282 (-2) Fred Haas - 282 (-2)	\$2,400	Bellerive CC, St. Louis, MO (71/7,305)
6/1/1952	\$15,000	Lloyd Mangrum	274 (-14)	Lloyd Mangrum - 282 (-2) Bobby Locke - 282 (-6)	\$2,400	Westwood CC, St. Louis, MO (72/6,785)

Tournament History

End Date	Purse	Winner	Score	Runner-Up	Earnings	Location (Par/Yards)
7/15/1951	\$15,000	Marty Furgol	270 (-14)	Cary Middlecoff - 271 (-13)	\$2,250	Davenport CC, Davenport, IA (71/6,450)
5/21/1950	\$15,000	Sam Snead	282 (-6)	Jim Ferrier - 283 (-5) E. Hamson - 283 (-5)	\$2,600	Brentwood CC, Brentwood, CA (72/6,729)
7/31/1949	\$15,000	Sam Snead	268 (-20)	Cary Middlecoff - 272 (-16)	\$2,600	Keller GC, St. Paul, MN (72/6,542)
8/1/1948	\$15,000	Ben Hogan *	281 (-7)	Ed Oliver - 281 (-7)	\$2,500	Brookfield CC, Buffalo, NY (72/6,813)
9/1/1947	\$12,500	Johnny Palmer	270 (-18)	Bobby Locke - 271 (-17) Ed Oliver - 271 (-17)	\$2,200	Salt Lake CC, Salt Lake City, UT (72/6,891)
5/26/1946	\$10,000	Ben Hogan	271 (-17)	Lloyd Mangrum - 275 (-13)	\$2,000	Sunset CC, St. Louis, MO (72/6,323)
2/8/1942	\$5,000	Herman Barron	276 (-8)	Henry Picard - 278 (-6)	\$1,000	Phoenix CC, Phoenix, AZ (71/6,726)
2/2/1941	\$5,000	Ed Oliver	275 (-9)	Ben Hogan - 278 (-6) Byron Nelson - 278 (-6)	\$1,000	Phoenix CC, Phoenix, AZ (71/6,726)
2/18/1940	\$5,000	Jimmy Demaret *	293 (5)	Toney Penna - 293 (5)	\$1,000	River Oaks CC, Houston, TX (72/6,868)
7/23/1939	\$3,000	Byron Nelson	281 (-3)	Lloyd Mangrum - 282 (-2)	\$750	Medinah CC (No. 3), Medinah, IL (71/7,014)
6/16/1938	\$3,000	Ralph Guldahl	279 (-9)	Sam Snead - 286 (-2)	\$750	Westwood CC, St. Louis, MO (72/6,785)
9/19/1937	\$2,000	Ralph Guldahl *	288	Horton Smith - 288	\$500	Canterbury GC, Beechwood, OH (72/6,877)
6/21/1936	\$2,145	Ralph Guldahl	274 (-10)	Ray Mangrum - 277 (-7)	\$500	Davenport CC, Davenport, IA (71/6,458)
6/16/1935	\$2,145	Johnny Revolta	290 (6)	Willie Goggin - 294 (10)	\$500	South Bend CC, South Bend, IN (71/6,455)
6/17/1934	\$2,000	Harry Cooper *	274 (-6)	Ky Laffoon - 274 (-6)	\$500	CC of Peoria, Peoria, IL (70/6,068)
8/27/1933		Macdonald Smith	282 (-2)	Tommy Armour - 288 (4)	\$500	Olympia Fields CC, Olympia Fields, IL (71/6,749)
7/2/1932		Walter Hagen	287 (-1)	Olin Dutra - 288	\$500	Canterbury GC, Beechwood, OH (72/6,877)
6/20/1931		Ed Dudley	280 (-4)	Walter Hagen - 284		Miami Valley GC, Dayton, OH (71/6,589)
8/23/1930		Gene Sarazen	278 (278)	Al Espinosa - 285 (285)	\$500	Indianwood G&CC, Lake Orion, MI
8/24/1929		Tommy Armour	273 (-7)	Horton Smith - 281 (1)	\$500	Ozaukee CC, Mequon, WI (70/6,553)
7/28/1928		Abe Espinosa	291 (3)	Johnny Farrell - 294 (6)	\$500	North Shore GC, Chicago, IL (72/7,024)
9/10/1927		Walter Hagen	281 (-3)	Al Espinosa - 285 (1) Bill Mehlhorn - 285 (1)	\$500	Olympia Fields CC, Olympia Fields, IL (71/6,749)
8/28/1926		Walter Hagen	279 (-1)	Harry Cooper - 288 (8) Gene Sarazen - 288 (8)	\$500	Highland G&CC, Indianapolis, IN (70/6,501)
8/22/1925	\$6,330	Macdonald Smith	281 (-3)	Leo Diegel - 287 (3) Johnny Farrell - 287 (3) Emmet French - 287 (3) Walter Hagen - 287 (3) Bill Mehlhorn - 287 (3)	\$500	Youngstown CC, Youngstown, OH (71/6,597)
9/6/1924		Bill Mehlhorn	293	Al Watrous - 301	\$500	Calumet CC, Homewood, IL (72/7,116)
10/13/1923		Jock Hutchison	281	Bobby Cruickshank - 287 Leo Diegel - 287 Walter Hagen - 287 Joe Kirkwood, Sr. - 287	\$500	Colonial CC, Memphis, TN (70/7,116)
8/26/1922		Mike Brady	291	Laurie Ayton - 301 Jock Hutchison - 301	\$500	Oakwood Hills CC, Birmingham, MI (72/7,052)
8/24/1921		Walter Hagen	287	Jock Hutchison - 292	\$350	Oakwood Club, Cleveland Heights, OH (71/6,709)
8/6/1920		Jock Hutchison	296	James Barnes - 297 Clarence Hackney - 297 Harry Hampton - 297	\$350	Olympia Fields CC, Olympia Fields, IL (71/6,749)
7/25/1919		James Barnes	283	Leo Diegel - 286		Mayfield CC, Cleveland, OH (72/6,609)
9/17/1917		James Barnes	283	Walter Hagen - 285	\$300	Westmoreland CC, Wilmette, IL (72/6,798)
8/18/1916		Walter Hagen	286	Jock Hutchison - 287 George Sargent - 287		Blue Mound CC, Milwaukee, WI
8/19/1915		Tom McNamara	304	Alex Cunningham - 306	\$300	Glen Oak CC, Glen Ellyn, IL (72/6,503)
8/26/1914		James Barnes	293	William Kidd - 294	\$300	Interlachen CC, Edina, MN (73/6,733)
10/17/1913		John McDermott	295	Mike Brady - 302	\$300	Memphis CC, Memphis, TN (70/6,695)
8/29/1912		Macdonald Smith	299	Alex Robertson - 302	\$300	Idlewild CC, Flossmoor, IL (72/6,794)
9/17/1909		Willie Anderson	288	Stewart Gardner - 297	\$200	Skokie CC, Glenview, IL (72/6,913)
6/19/1908		Willie Anderson	299	Fred McLeod - 300	\$200	Normandie CC, St. Louis, MO (71/6,534)
7/28/1907		Bob Simpson	307	Fred McLeod - 309 Willie Anderson - 309	\$150	Hinsdale CC, Hinsdale, IL (71/6,475)
6/22/1906		Alex Smith	306	Jack Hobens - 309	\$150	Homewood CC, Homewood, IL (70/6,311)
6/30/1905		Art Smith	278	James Maiden - 280	\$150	Cincinnati GC, Cincinnati, OH (71/6,231)
7/1/1904		Willie Anderson	304	Alex Smith - 308	\$150	Kent CC, Grand Rapids, MI (71/6,514)
7/17/1903		Alex Smith	318	David Brown - 320 Laurie Auchterlonie - 320	\$150	Milwaukee CC, Milwaukee, WI (72/6,867)
9/17/1902		Willie Anderson	299	Willie Smith - 304 W.H. Way - 304	\$150	Euclid Club, Euclid, OH
8/20/1901		Laurie Auchterlonie	160	David Bell - 162	\$125	Midlothian CC, Midlothian, IL (71/6,654)
9/7/1899		Willie Smith	156	Laurie Auchterlonie - 156	\$50	Glen View GC, Chicago, IL (72/6,232)

* indicates playoff

TOUR Championship

Atlanta, Georgia • September 4-7, 2020

East Lake GC

Par/Yards: 35-35--70 | 7,346



Winner: Dustin Johnson

Leaders

Round 1

Jon Rahm	-13
Dustin Johnson	-13
Justin Thomas	-11
Rory McIlroy	-9
Abraham Ancer	-7

Round 2

Dustin Johnson	-13
Sungjae Im	-12
Xander Schauffele	-11
Justin Thomas	-10
Jon Rahm	-9
Tyrrell Hatton	-9
Collin Morikawa	-9

Round 3

Dustin Johnson	-19
Justin Thomas	-14
Xander Schauffele	-14
Jon Rahm	-13
Collin Morikawa	-12

Order of Finish

Pos	Player	Starting	Scores	Total	Finish	Pos	Player	Starting	Scores	Total	Finish	Pos	Player	Scores	Total	Finish
1	Dustin Johnson	-10	67 70 64 68	269	-21	T12	Webb Simpson	-6	70 71 68 68	277	-9	T24	Cameron Champ	68 71 70 71	280	E
T2	Xander Schauffele	-3	67 65 67 66	265	-18	14	Mackenzie Hughes	E	70 69 66 67	272	-8	T24	Ryan Palmer	72 72 70 67	281	E
T2	Justin Thomas	-7	66 71 66 66	269	-18	T15	Hideki Matsuyama	-4	70 70 67 70	277	-7	T27	Kevin Na	69 70 71 72	282	+1
4	Jon Rahm	-8	65 74 66 66	271	-17	T15	Daniel Berger	-4	69 71 64 73	277	-7	T27	Joaquin Niemann	72 72 67 72	283	+1
5	Scottie Scheffler	-2	71 66 66 65	268	-14	17	Tony Finau	-2	68 71 66 71	276	-6	29	Marc Leishman	66 75 73 69	283	+2
6	Collin Morikawa	-5	71 65 67 69	272	-13	T18	Abraham Ancer	-1	64 71 69 72	276	-5	30	Billy Horschel	70 73 71 70	284	+4
7	Tyrrell Hatton	-2	67 66 71 66	270	-12	T18	Lanto Griffin	-2	67 69 69 72	277	-5					
T8	Patrick Reed	-3	71 66 70 65	272	-11	T20	Viktor Hovland	E	69 69 68 70	276	-4					
T8	Rory McIlroy	-3	64 71 70 67	272	-11	T20	Brendon Todd	-3	67 68 70 74	279	-4					
T8	Sebastián Muñoz	-3	71 65 70 66	272	-11	22	Bryson DeChambeau	-4	72 69 69 71	281	-3					
T11	Sungjae Im	-4	68 64 72 70	274	-10	23	Kevin Kisner	-1	72 68 69 71	280	-1					
T12	Harris English	-4	70 69 69 67	275	-9	T24	Cameron Smith	E	68 68 73 71	280	E					

Notes

Dustin Johnson won the TOUR Championship, his second win of the FedExCup Playoffs and third of the season, clinching the FedExCup title for the first time in his career. It marked Johnson's 23rd career win on the PGA TOUR.

The win was Dustin Johnson's sixth during the FedExCup Playoffs and first at the TOUR Championship. He qualified for the event for the 12th consecutive season, becoming the only player to finish in the top 30 in the FedExCup standings more than 10 times during the first 14 seasons of the FedExCup era.

Holding a five-stroke lead after 54 holes, Dustin Johnson became the first player since Tiger Woods in 1999 to hold the 54-hole lead/co-lead in four consecutive starts on TOUR (PGA Championship, THE NORTHERN TRUST, BMW Championship, TOUR Championship).

With 2020 being the second year of FedExCup Starting Strokes based on positions in the FedExCup standings, Dustin Johnson entered the event in the lead with a score of 10-under. Jon Rahm started at 8-under, Justin Thomas at 7-under, Webb Simpson at 6-under and Collin Morikawa at 5-under. Players 6-10 in the FedExCup standings began at 4-under, 11-15 at 3-under, 16-20 at 2-under, 21-25 at 1-under and 26-30 at even par.

Xander Schauffele recorded four scores of 67 or better to tie Justin Thomas for second. Schauffele began the event tied for 11th at 3-under, seven strokes back of leader Dustin Johnson, and recorded the lowest 72-hole score (265). It marked his second consecutive runner-up at the event and third top-two result, including his win in 2017.

Justin Thomas, who started the event at 8-under, finished T2 with Xander Schauffele. The runner-up marked Thomas' fifth top-10 and third top-three result in five starts at the event.

2019 champion Rory McIlroy finished in a tie for eighth with Patrick Reed and Sebastian Munoz, earning his first top-10 since the suspension of the season due to COVID-19.

WEATHER: Friday: Partly cloudy. High of 92. Wind WNW 10-15 mph. **Saturday:** Mostly sunny. High of 87. Wind N 6-12 mph. **Sunday:** Sunny. High of 85. Wind ENE 10-15 mph. **Monday:** Sunny. High of 86. Wind E 5-10 mph.

Tournament Record: 257

Tiger Woods (2007)

East Lake GC: 60

Zach Johnson (2007)

Tournament History

End Date	Purse	Winner	Score	Runner-Up	Earnings	Location (Par/Yards)
TOUR Championship						
9/7/2020		Dustin Johnson	-21	Justin Thomas -18 Xander Schauffele -18		East Lake GC, Atlanta, GA (70/7,346)
8/25/2019		Rory McIlroy	-18	Xander Schauffele -14		East Lake GC, Atlanta, GA (70/7,346)
9/23/2018	\$9,000,000	Tiger Woods	269 (-11)	Billy Horschel 271 (-9)	\$1,620,000	East Lake GC, Atlanta, GA (70/7,346)
9/24/2017	\$8,750,000	Xander Schauffele	268 (-12)	Justin Thomas 269 (-11)	\$1,575,000	East Lake GC, Atlanta, GA (70/7,346)
9/25/2016	\$8,500,000	Rory McIlroy *	268 (-12)	Ryan Moore 268 (-12) Kevin Chappell 268 (-12)	\$1,530,000	East Lake GC, Atlanta, GA (70/7,385)
TOUR Championship by Coca-Cola						
9/27/2015	\$8,250,000	Jordan Spieth	271 (-9)	Henrik Stenson 275 (-5) Justin Rose 275 (-5) Danny Lee 275 (-5)	\$1,485,000	East Lake GC, Atlanta, GA (70/7,307)
9/14/2014	\$8,000,000	Billy Horschel	269 (-11)	Jim Furyk 272 (-8) Rory McIlroy 272 (-8)	\$1,440,000	East Lake GC, Atlanta, GA (70/7,307)
9/22/2013	\$8,000,000	Henrik Stenson	267 (-13)	Steve Stricker 270 (-10) Jordan Spieth 270 (-10)	\$1,440,000	East Lake GC, Atlanta, GA (70/7,307)
9/23/2012	\$8,000,000	Brandt Snedeker	270 (-10)	Justin Rose 273 (-7)	\$1,440,000	East Lake GC, Atlanta, GA (70/7,319)
9/25/2011	\$8,000,000	Bill Haas *	272 (-8)	Hunter Mahan 272 (-8)	\$1,440,000	East Lake GC, Atlanta, GA (70/7,319)
THE TOUR Championship presented by Coca-Cola						
9/26/2010	\$7,500,000	Jim Furyk	272 (-8)	Luke Donald 273 (-7)	\$1,350,000	East Lake GC, Atlanta, GA (70/7,319)
9/27/2009	\$7,500,000	Phil Mickelson	271 (-9)	Tiger Woods 274 (-6)	\$1,350,000	East Lake GC, Atlanta, GA (70/7,304)
9/28/2008	\$7,000,000	Camilo Villegas *	273 (-7)	Sergio Garcia 273 (-7)	\$1,260,000	East Lake GC, Atlanta, GA (70/7,304)
9/16/2007	\$7,000,000	Tiger Woods	257 (-23)	Mark Calcavecchia 265 (-15) Zach Johnson 265 (-15)	\$1,260,000	East Lake GC, Atlanta, GA (70/7,154)
11/5/2006	\$6,500,000	Adam Scott	269 (-11)	Jim Furyk 272 (-8)	\$1,170,000	East Lake GC, Atlanta, GA (70/7,154)
11/6/2005	\$6,500,000	Bart Bryant	263 (-17)	Tiger Woods 269 (-11)	\$1,170,000	East Lake GC, Atlanta, GA (70/7,154)
11/7/2004	\$6,000,000	Retief Goosen	269 (-11)	Tiger Woods 273 (-7)	\$1,080,000	East Lake GC, Atlanta, GA (70/7,137)
11/9/2003	\$6,000,000	Chad Campbell	268 (-16)	Charles Howell III 271 (-13)	\$1,080,000	Champions GC, Houston, TX (71/7,301)
11/3/2002	\$5,000,000	Vijay Singh	268 (-12)	Charles Howell III 270 (-10)	\$900,000	East Lake GC, Atlanta, GA (70/7,029)
THE TOUR Championship						
11/4/2001	\$5,000,000	Mike Weir *	270 (-14)	David Toms 270 (-14) Ernie Els 270 (-14) Sergio Garcia 270 (-14)	\$900,000	Champions GC, Houston, TX (71/7,220)
11/5/2000	\$5,000,000	Phil Mickelson	267 (-13)	Tiger Woods 269 (-11)	\$900,000	East Lake GC, Atlanta, GA (70/6,980)
10/31/1999	\$5,000,000	Tiger Woods	269 (-15)	Davis Love III 273 (-11)	\$900,000	Champions GC, Houston, TX (71/7,220)
11/1/1998	\$4,000,000	Hal Sutton *	274 (-6)	Vijay Singh 274 (-6)	\$720,000	East Lake GC, Atlanta, GA (70/6,980)
11/2/1997	\$4,000,000	David Duval	273 (-11)	Jim Furyk 274 (-10)	\$720,000	Champions GC, Houston, TX (71/7,220)
10/27/1996	\$3,000,000	Tom Lehman	268 (-12)	Brad Faxon 274 (-6)	\$540,000	Southern Hills CC, Tulsa, OK (70/6,834)
10/29/1995	\$3,000,000	Billy Mayfair	280	Steve Elkington 283 (3) Corey Pavin 283 (3)	\$540,000	Southern Hills CC, Tulsa, OK (70/6,834)
10/30/1994	\$3,000,000	Mark McCumber *	274 (-10)	Fuzzy Zoeller 274 (-10)	\$540,000	The Olympic Club, (71/6,812)
10/31/1993	\$3,000,000	Jim Gallagher, Jr.	277 (-7)	David Frost 278 (-6) John Huston 278 (-6) Greg Norman 278 (-6) Scott Simpson 278 (-6)	\$540,000	The Olympic Club, (71/6,812)
11/1/1992	\$2,000,000	Paul Azinger	276 (-8)	Lee Janzen 279 (-5) Corey Pavin 279 (-5)	\$360,000	Pinehurst Resort (No. 2), Pinehurst, NC (71/7,020)
11/3/1991	\$2,000,000	Craig Stadler *	279 (-5)	Russ Cochran 279 (-5)	\$360,000	Pinehurst Resort (No. 2), Pinehurst, NC (71/7,005)
Nabisco Championship						
10/28/1990	\$2,500,000	Jodie Mudd *	273 (-11)	Billy Mayfair 273 (-11)	\$450,000	Champions GC, Houston, TX (71/7,187)
10/29/1989	\$2,500,000	Tom Kite *	276 (-8)	Payne Stewart 276 (-8)	\$450,000	Harbour Town GL, Hilton Head, SC (71/6,657)
11/13/1988	\$2,000,000	Curtis Strange *	279 (-9)	Tom Kite 279 (-9)	\$360,000	Pebble Beach GL, (72/6,799)
11/1/1987	\$2,000,000	Tom Watson	268 (-12)	Chip Beck 270 (-10)	\$360,000	Oak Hills CC, San Antonio, TX (70/6,576)

* indicates playoff

SECTION 4

FEDEXCUP



THE 2020-21



MEDIA GUIDE

Final 2019-20 FedExCup Regular Season Standings

Rank	Name	Finish	Wins	Top-10s	Events
1	Justin Thomas	2,458	3	9	15
2	Collin Morikawa	1,902	2	6	18
3	Webb Simpson	1,878	2	7	12
4	Bryson DeChambeau	1,657	1	9	14
5	Sungjae Im	1,633	1	7	23
6	Patrick Reed	1,426	1	7	17
7	Daniel Berger	1,347	1	6	14
8	Rory McIlroy	1,327	1	6	12
9	Brendon Todd	1,316	2	3	22
10	Jon Rahm	1,295	1	5	12
11	Xander Schauffele	1,258	0	6	15
12	Lanto Griffin	1,159	1	3	24
13	Abraham Ancer	1,099	0	4	17
14	Marc Leishman	1,086	1	3	15
15	Dustin Johnson	1,071	1	4	11
16	Sebastián Muñoz	1,045	1	3	23
17	Kevin Na	1,036	1	4	18
18	Hideki Matsuyama	1,030	0	4	17
19	Tyrrell Hatton	1,025	1	5	8
20	Cameron Champ	951	1	2	17
21	Adam Long	912	0	3	23
22	Kevin Streelman	909	0	4	21
23	Tony Finau	907	0	6	17
24	Scottie Scheffler	900	0	5	20
25	Billy Horschel	893	0	6	19
26	Joaquin Niemann	878	1	3	20
27	Harris English	867	0	5	17
28	Viktor Hovland	842	1	3	17
29	Ryan Palmer	838	0	4	16
30	Cameron Smith	807	1	2	16
31	Byeong Hun An	765	0	5	20
32	Patrick Cantlay	745	0	3	10
33	Gary Woodland	741	0	6	15
34	Matthew Wolff	739	0	2	19
35	Tyler Duncan	736	1	1	23
36	Adam Scott	726	1	1	8
37	Nick Taylor	720	1	2	16
38	Joel Dahmen	720	0	5	20
39	Tom Hoge	716	0	3	22
40	Kevin Kisner	710	0	3	18
41	Richy Werenski	703	1	3	15
42	Mark Hubbard	701	0	3	22
43	Brendan Steele	669	0	3	18
44	Adam Hadwin	654	0	3	15
45	Jason Day	653	0	5	15
46	Michael Thompson	647	1	2	18
47	Carlos Ortiz	630	0	3	20
48	Andrew Landry	626	1	1	19
49	Tiger Woods	604	1	2	5
50	Dylan Frittelli	604	0	3	22
51	Matthew Fitzpatrick	602	0	4	13
52	Mackenzie Hughes	597	0	3	19
53	Danny Lee	588	0	3	20
54	Jim Herman	581	1	1	19
55	Paul Casey	559	0	1	13
56	Corey Connors	535	0	1	20
57	Max Homa	526	0	4	19
58	Maverick McNealy	523	0	3	21
59	J.T. Poston	516	0	2	21
60	Doc Redman	514	0	1	23
61	Sung Kang	512	0	2	21
62	Talor Gooch	508	0	2	22
63	Matt Kuchar	502	0	1	14
64	Charles Howell III	492	0	3	18
65	Denny McCarthy	489	0	4	22
66	Bubba Watson	489	0	3	18
67	Phil Mickelson	488	0	2	15
68	Henrik Norlander	483	0	3	22
69	Brian Harman	480	0	1	20
70	Xinjun Zhang	474	0	3	24
71	Sepp Straka	466	0	3	24
72	Harry Higgs	465	0	2	23
73	Harold Varner III	457	0	1	21
74	Bud Cauley	443	0	2	19
75	Vaughn Taylor	442	0	2	19
76	Brian Stuard	438	0	2	24
77	Patrick Rodgers	431	0	1	26
78	Alex Noren	428	0	3	15

2020-21 PGA TOUR MEDIA GUIDE | Section 4: FedExCup

Rank	Name	Finish	Wins	Top-10s	Events
79	Pat Perez	421	0	2	17
80	Troy Merritt	419	0	2	21
81	Robby Shelton	417	0	3	22
82	Si Woo Kim	409	0	1	23
83	Chez Reavie	408	0	2	21
84	Nate Lashley	395	0	2	19
85	Ian Poulter	392	0	1	12
86	Matt Jones	388	0	2	22
87	Cameron Tringale	381	0	1	17
88	Rickie Fowler	381	0	2	13
89	Tommy Fleetwood	380	0	1	10
90	Jason Kokrak	376	0	2	18
91	Cameron Davis	374	0	2	19
92	Emiliano Grillo	373	0	3	22
93	Matthew NeSmith	372	0	1	22
94	Scott Harrington	370	0	1	21
95	Ryan Armour	366	0	3	20
96	Ryan Moore	360	0	2	15
97	Brooks Koepka	360	0	2	13
98	Brandt Snedeker	358	0	1	15
99	Louis Oosthuizen	354	0	2	11
100	Jordan Spieth	354	0	3	16
101	Russell Henley	352	0	3	18
102	Sam Ryder	349	0	2	24
103	Sam Burns	345	0	1	18
104	Zach Johnson	337	0	1	17
105	Keith Mitchell	328	0	1	20
106	Zac Blair	324	0	1	22
107	Scott Brown	323	0	1	21
108	Brian Gay	323	0	2	22
109	Justin Rose	313	0	2	12
110	Kyoung-Hoon Lee	312	0	1	24
111	Charley Hoffman	311	0	2	19
112	Keegan Bradley	309	0		19
113	Graeme McDowell	305	0	1	15
114	Adam Schenk	304	0		23
115	Lucas Glover	303	0	1	20
116	Luke List	297	0	1	21
117	Scott Stallings	296	0	2	19
118	Brice Garnett	294	0		18
119	Scott Piercy	291	0	1	18
120	Rory Sabbatini	291	0		19
121	Beau Hossler	286	0	1	21
122	Shane Lowry	283	0	1	12
123	Tom Lewis	281	0	1	11
124	Bo Hoag	281	0	1	21
125	Wyndham Clark	276	0	1	22
126	Fabián Gómez	274	0	2	19
127	Russell Knox	269	0		22
128	Charl Schwartzel	266	0	2	12
129	Rafa Cabrera Bello	258	0		16
130	Bronson Burgoon	255	0	1	19
131	Chase Seifert	254	0	1	18
132	Nick Watney	253	0	1	17
133	Kyle Stanley	246	0	1	20
134	Matt Wallace	244	0	1	13
135	Sergio Garcia	241	0	1	12
136	Chesson Hadley	239	0		19
137	Peter Malnati	238	0		21
138	Rob Oppenheim	236	0	1	21
139	Jhonattan Vegas	235	0	1	17
140	Hank Lebioda	230	0	1	20
141	Joseph Bramlett	223	0	1	18
142	Josh Teater	217	0	1	15
143	Cameron Percy	208	0	1	17
144	Stewart Cink	207	0	1	14
145	Robert Streb	207	0	1	19
146	Danny Willett	202	0	1	13
147	Andrew Putnam	184	0	1	16
148	J.B. Holmes	183	0		8
149	Tim Wilkinson	183	0		16
150	Aaron Wise	175	0	2	18
151	Seamus Power	168	0	1	11
152	Brandon Hagy	167	0		17
153	D.J. Trahan	165	0	1	17
154	Ted Potter, Jr.	163	0	2	19
155	Austin Cook	162	0		20
156	Kristoffer Ventura	157	0		16
157	Sebastian Cappelen	156	0	1	19
158	Mark Anderson	154	0		16

2020-21 PGA TOUR MEDIA GUIDE | Section 4: FedExCup

Rank	Name	Finish	Wins	Top-10s	Events
159	Aaron Baddeley	153	0		17
160	David Hearn	152	0	1	19
161	Tyler McCumber	151	0		20
162	Ben Martin	142	0		13
163	Chris Baker	141	0		17
164	Jason Dufner	138	0		19
165	Branden Grace	136	0	1	16
166	Peter Uihlein	136	0		14
167	Hudson Swafford	135	0	1	10
168	Michael Gligic	132	0		18
169	Roger Sloan	131	0		20
170	Kramer Hickok	131	0		18
171	James Hahn	129	0		12
172	Patton Kizzire	129	0	1	19
173	Wes Roach	123	0	2	14
174	Chris Stroud	120	0		18
175	George McNeill	119	0	1	11
176	Zack Sucher	114	0		13
177	Dominic Bozzelli	112	0	1	13
178	Cheng Tsung Pan	112	0		19
179	Jimmy Walker	112	0		16
180	Kevin Tway	110	0		19
181	Jim Furyk	108	0		13
182	Martin Laird	106	0	1	12
183	Vincent Whaley	106	0	1	15
184	Doug Ghim	102	0		16
185	J.J. Spaun	102	0		20
186	Grayson Murray	100	0	1	14
187	Shawn Stefani	98	0		10
188	Kiradech Aphibarnrat	94	0	1	7
189	Matt Every	94	0		19
190	Wesley Bryan	94	0		4
191	Luke Donald	89	0		11
192	Rhein Gibson	87	0		16
193	Francesco Molinari	84	0		6
194	Chris Kirk	80	0		11
195	Ricky Barnes	77	0		11
196	Roberto Castro	77	0		10
197	Ryan Brehm	75	0		17
198	Kevin Chappell	75	0		13
199	Steve Stricker	73	0		10
200	Chad Campbell	73	0	1	9
201	Henrik Stenson	69	0		5
202	Boo Weekley	69	0		5
203	Jonathan Byrd	67	0		11
204	Alex Cejka	62	0		9
205	Seung-Yul Noh	62	0		8
206	Michael Gellerman	61	0		15
207	K.J. Choi	61	0		9
208	Rafael Campos	60	0		9
209	Bill Haas	59	0		15
210	Ben Taylor	54	0		17
211	Jamie Lovemark	53	0		11
212	Jerry Kelly	47	0		2
213	John Huh	46	0		8
214	Ben Crane	41	0		6
215	Arjun Atwal	32	0		12
216	Martin Trainer	31	0		21
217	Nelson Ledesma	27	0		17
218	John Merrick	27	0		7
219	Anirban Lahiri	27	0		13
220	Satoshi Kodaira	26	0		11
221	Sangmoon Bae	26	0		9
222	Morgan Hoffmann	24	0		4
223	Tommy Gainey	23	0		5
224	Johnson Wagner	20	0		10
225	Carl Pettersson	18	0		2
226	David Lingmerth	16	0		10
227	Rod Pampling	15	0		4
228	Bo Van Pelt	15	0		18
229	Robert Garrigus	12	0		9
230	Chris Couch	11	0		1
231	Davis Love III	10	0		10
232	Lucas Bjerregaard	10	0		10
233	John Senden	9	0		13
234	Ernie Els	9	0		2
235	Derek Ernst	8	0		6
236	Vince Covello	8	0		10
237	Graham DeLaet	8	0		5
238	Sean O'Hair	8	0		2

2020-21 PGA TOUR MEDIA GUIDE | Section 4: FedExCup

Rank	Name	Finish	Wins	Top-10s	Events
239	J.J. Henry	7	0		9
240	Tim Herron	6	0		6
241	Rich Beem	6	0		3
242	Daniel Chopra	5	0		6
243	Bernhard Langer	5	0		2
244	Vijay Singh	4	0		8
245	Greg Chalmers	4	0		9
246	Ted Purdy	3	0		4
247	William McGirt	3	0		1
248	Michael Kim	3	0		15
249	Brian Davis	3	0		3
250	Dicky Pride	3	0		1
251	Brendon de Jonge	2	0		6
251	Parker McLachlin	2	0		7
253	Omar Uresti	2	0		3
253	Carlos Franco	2	0		2

Final 2019-20 FedExCup Standings

Rank	Name	Finish	Wins	Top-10s	Events
1	Dustin Johnson	-21	3	7	14
2	Justin Thomas	-18	3	10	18
2	Xander Schauffele	-18	0	7	18
4	Jon Rahm	-17	2	8	15
5	Scottie Scheffler	-14	0	7	23
6	Collin Morikawa	-13	2	7	21
7	Tyrrell Hatton	-12	1	6	11
8	Patrick Reed	-11	1	8	20
8	Rory McIlroy	-11	1	7	15
8	Sebastián Muñoz	-11	1	5	26
11	Sungjae Im	-10	1	7	26
12	Harris English	-9	0	6	20
12	Webb Simpson	-9	2	8	14
14	Mackenzie Hughes	-8	0	4	22
15	Daniel Berger	-7	1	7	17
15	Hideki Matsuyama	-7	0	5	20
17	Tony Finau	-6	0	7	20
18	Lanto Griffin	-5	1	4	27
18	Abraham Ancer	-5	0	4	20
20	Viktor Hovland	-4	1	3	20
20	Brendon Todd	-4	2	4	25
22	Bryson DeChambeau	-3	1	9	17
23	Kevin Kisner	-1	0	4	21
24	Ryan Palmer	E	0	5	19
24	Cameron Smith	E	1	2	19
24	Cameron Champ	E	1	2	20
27	Joaquin Niemann	+1	1	4	23
27	Kevin Na	+1	1	4	21
29	Marc Leishman	+2	1	3	18
30	Billy Horschel	+4	0	6	22
31	Adam Long	950	0	3	25
32	Kevin Streelman	944	0	4	23
33	Byeong Hun An	943	0	5	22
34	Patrick Cantlay	922	0	3	12
35	Matthew Wolff	921	0	2	21
36	Matthew Fitzpatrick	887	0	5	15
37	Brian Harman	860	0	1	22
38	Joel Dahmen	843	0	5	22
39	Richy Werenski	836	1	3	17
40	Tyler Duncan	834	1	1	25
41	Adam Scott	832	1	1	10
42	Jason Kokrak	827	0	3	20
43	Gary Woodland	801	0	6	17
44	Mark Hubbard	792	0	3	24
45	Danny Lee	777	0	3	22
46	Bubba Watson	768	0	3	20
47	Brendan Steele	761	0	3	20
48	Nick Taylor	741	1	2	18
49	Paul Casey	730	0	1	15
50	Tom Hoge	728	0	3	24
51	Carlos Ortiz	721	0	3	22
52	Alex Noren	706	0	4	17
53	Corey Connors	695	0	1	22
54	Adam Hadwin	692	0	3	17
55	Harry Higgs	684	0	2	25
56	Russell Henley	682	0	4	20
57	Jason Day	666	0	5	17
58	Dylan Frittelli	664	0	3	24
59	Michael Thompson	662	1	2	20
60	Talor Gooch	648	0	2	24
61	Andrew Landry	647	1	1	21
62	Matt Kuchar	646	0	1	16
63	Tiger Woods	641	1	2	7
64	Jim Herman	619	1	1	21
65	Louis Oosthuizen	611	0	2	13
66	Robby Shelton	597	0	3	24
67	J.T. Poston	576	0	2	23
68	Maverick McNealy	575	0	3	23
69	Charles Howell III	551	0	3	20
70	Max Homa	540	0	4	21
71	Doc Redman	514	0	1	24
72	Sung Kang	512	0	2	22
73	Denny McCarthy	511	0	4	23
74	Troy Merritt	489	0	2	22
75	Phil Mickelson	488	0	2	16
76	Henrik Norlander	483	0	3	23
77	Charley Hoffman	476	0	2	20
78	Xinjun Zhang	474	0	3	25

2020-21 PGA TOUR MEDIA GUIDE | Section 4: FedExCup

Rank	Name	Finish	Wins	Top-10s	Events
79	Sepp Straka	466	0	3	25
80	Harold Varner III	457	0	1	22
81	Si Woo Kim	454	0	1	24
82	Cameron Tringale	450	0	1	18
83	Bud Cauley	443	0	2	20
84	Cameron Davis	443	0	2	20
85	Vaughn Taylor	442	0	2	19
86	Patrick Rodgers	440	0	1	27
87	Brian Stuard	438	0	2	25
88	Ian Poulter	437	0	1	13
89	Chez Reavie	429	0	2	22
90	Pat Perez	421	0	2	18
91	Justin Rose	413	0	2	13
92	Tommy Fleetwood	412	0	1	11
93	Emiliano Grillo	405	0	3	23
94	Rickie Fowler	402	0	2	14
95	Matt Jones	398	0	2	23
96	Nate Lashley	395	0	2	20
97	Kyoung-Hoon Lee	382	0	1	25
98	Scott Harrington	381	0	1	22
99	Keegan Bradley	379	0		20
100	Matthew NeSmith	372	0	1	23
101	Ryan Armour	366	0	3	21
102	Scott Piercy	361	0	1	19
103	Ryan Moore	360	0	2	16
104	Brooks Koepka	360	0	2	13
105	Zach Johnson	358	0	1	18
106	Brandt Snedeker	358	0	1	16
107	Jordan Spieth	354	0	3	17
108	Sam Ryder	349	0	2	25
109	Adam Schenk	349	0		24
110	Wyndham Clark	346	0	1	23
111	Sam Burns	345	0	1	19
112	Keith Mitchell	342	0	1	21
113	Zac Blair	324	0	1	23
114	Scott Brown	323	0	1	22
115	Brian Gay	323	0	2	23
116	Beau Hossler	308	0	1	22
117	Graeme McDowell	305	0	1	16
118	Lucas Glover	303	0	1	21
119	Luke List	297	0	1	22
120	Scott Stallings	296	0	2	20
121	Brice Garnett	294	0		19
122	Rory Sabbatini	291	0		20
123	Shane Lowry	283	0	1	13
124	Tom Lewis	281	0	1	12
125	Bo Hoag	281	0	1	22
126	Fabián Gómez	274	0	2	19
127	Russell Knox	269	0		22
128	Charl Schwartzel	266	0	2	12
129	Rafa Cabrera Bello	258	0		16
130	Bronson Burgoon	255	0	1	19
131	Chase Seiffert	254	0	1	18
132	Nick Watney	253	0	1	17
133	Kyle Stanley	246	0	1	20
134	Matt Wallace	244	0	1	13
135	Sergio Garcia	241	0	1	12
136	Chesson Hadley	239	0		19
137	Peter Malnati	238	0		21
138	Rob Oppenheim	236	0	1	21
139	Jhonattan Vegas	235	0	1	17
140	Hank Lebioda	230	0	1	20
141	Joseph Bramlett	223	0	1	18
142	Josh Teater	217	0	1	15
143	Cameron Percy	208	0	1	17
144	Stewart Cink	207	0	1	14
145	Robert Streb	207	0	1	19
146	Danny Willett	202	0	1	13
147	Andrew Putnam	184	0	1	16
148	J.B. Holmes	183	0		8
149	Tim Wilkinson	183	0		16
150	Aaron Wise	175	0	2	18

FedExCup Points Distribution

Position	PGA TOUR Events	WGC Events, Genesis, API & Memorial	Majors	Additional Events	FedExCup Playoffs
1	500.000	550.000	600.000	300.000	2000.000
2	300.000	315.000	330.000	165.000	1200.000
3	190.000	200.000	210.000	105.000	760.000
4	135.000	140.000	150.000	80.000	540.000
5	110.000	115.000	120.000	65.000	440.000
6	100.000	105.000	110.000	60.000	400.000
7	90.000	95.000	100.000	55.000	360.000
8	85.000	89.000	94.000	50.000	340.000
9	80.000	83.000	88.000	45.000	320.000
10	75.000	78.000	82.000	40.000	300.000
11	70.000	73.000	77.000	37.500	280.000
12	65.000	69.000	72.000	35.000	260.000
13	60.000	65.000	68.000	32.500	240.000
14	57.000	62.000	64.000	31.000	228.000
15	55.000	59.000	61.000	30.500	220.000
16	53.000	57.000	59.000	30.000	212.000
17	51.000	55.000	57.000	29.500	204.000
18	49.000	53.000	55.000	29.000	196.000
19	47.000	52.000	53.000	28.500	188.000
20	45.000	51.000	51.000	28.000	180.000
21	43.000	48.733	48.733	26.756	172.000
22	41.000	46.467	46.467	25.511	164.000
23	39.000	44.200	44.200	24.267	156.000
24	37.000	41.933	41.933	23.022	148.000
25	35.500	40.233	40.233	22.089	142.000
26	34.000	38.533	38.533	21.156	136.000
27	32.500	36.833	36.833	20.222	130.000
28	31.000	35.133	35.133	19.289	124.000
29	29.500	33.433	33.433	18.356	118.000
30	28.000	31.733	31.733	17.422	112.000
31	26.500	30.033	30.033	16.489	106.000
32	25.000	28.333	28.333	15.556	100.000
33	23.500	26.633	26.633	14.622	94.000
34	22.000	24.933	24.933	13.689	88.000
35	21.000	23.800	23.800	13.067	84.000
36	20.000	22.667	22.667	12.444	80.000
37	19.000	21.533	21.533	11.822	76.000
38	18.000	20.400	20.400	11.200	72.000
39	17.000	19.267	19.267	10.578	68.000
40	16.000	18.133	18.133	9.956	64.000
41	15.000	17.000	17.000	9.333	60.000
42	14.000	15.867	15.867	8.711	56.000
43	13.000	14.733	14.733	8.089	52.000
44	12.000	13.600	13.600	7.467	48.000
45	11.000	12.467	12.467	6.844	44.000
46	10.500	11.900	11.900	6.533	42.000
47	10.000	11.333	11.333	6.222	40.000
48	9.500	10.767	10.767	5.911	38.000
49	9.000	10.200	10.200	5.600	36.000
50	8.500	9.633	9.633	5.289	34.000

Position	PGA TOUR Events	WGC Events, Genesis, API & Memorial	Majors	Additional Events	FedExCup Playoffs
51	8.000	9.067	9.067	4.978	32.000
52	7.500	8.500	8.500	4.667	30.000
53	7.000	7.933	7.933	4.356	28.000
54	6.500	7.367	7.367	4.044	26.000
55	6.000	6.800	6.800	3.733	24.000
56	5.800	6.573	6.573	3.609	23.200
57	5.600	6.347	6.347	3.484	22.400
58	5.400	6.120	6.120	3.360	21.600
59	5.200	5.893	5.893	3.236	20.800
60	5.000	5.667	5.667	3.111	20.000
61	4.800	5.440	5.440	2.987	19.200
62	4.600	5.213	5.213	2.862	18.400
63	4.400	4.987	4.987	2.738	17.600
64	4.200	4.760	4.760	2.613	16.800
65	4.000	4.533	4.533	2.489	16.000
66	3.800	4.307	4.307	2.364	15.200
67	3.600	4.080	4.080	2.240	14.400
68	3.400	3.853	3.853	2.116	13.600
69	3.200	3.627	3.627	1.991	12.800
70	3.000	3.400	3.400	1.867	12.000
71	2.900	3.287	3.287	1.804	11.600
72	2.800	3.173	3.173	1.742	11.200
73	2.700	3.060	3.060	1.680	10.800
74	2.600	2.947	2.947	1.618	10.400
75	2.500	2.833	2.833	1.556	10.000
76	2.400	2.720	2.720	1.493	9.600
77	2.300	2.607	2.607	1.431	9.200
78	2.200	2.493	2.493	1.369	8.800
79	2.100	2.380	2.380	1.307	8.400
80	2.000	2.267	2.267	1.244	8.000
81	1.900	2.153	2.153	1.182	7.600
82	1.800	2.040	2.040	1.120	7.200
83	1.700	1.927	1.927	1.058	6.800
84	1.600	1.813	1.813	0.996	6.400
85	1.500	1.700	1.700	0.933	6.000
86	1.450	1.650	1.650	0.880	5.800
87	1.400	1.600	1.600	0.830	5.600
88	1.350	1.550	1.550	0.780	5.400
89	1.300	1.500	1.500	0.730	5.200
90	1.250	1.450	1.450	0.680	5.000
91	1.200	1.400	1.400	0.630	4.800
92	1.150	1.350	1.350	0.580	4.600
93	1.100	1.300	1.300	0.530	4.400
94	1.050	1.250	1.250	0.480	4.200
95	1.000	1.200	1.200	0.430	4.000
96	0.950	1.150	1.150	0.380	3.800
97	0.900	1.100	1.100	0.330	3.600
98	0.850	1.050	1.050	0.280	3.400
99	0.800	1.000	1.000	0.230	3.200
100	0.750	0.950	0.950	0.180	3.000

FedExCup Summary 2019-20

Tournament:	THE NORTHERN TRUST
Dates:	August 20-23, 2020
Field Size:	125 (123)
Cut:	70 players at 3-under 139
Winner:	Dustin Johnson
Purse:	\$9,500,000
Course:	TPC Boston, Norton, Massachusetts
Par / Yards:	36 / 35 - 71/7,308

Top 10 FedExCup standings (entering tournament)

Rank	Player	FedExCup Points
1	Justin Thomas	2,458
2	Collin Morikawa	1,902
3	Webb Simpson	1,878
4	Bryson DeChambeau	1,657
5	Sungjae Im	1,633
6	Patrick Reed	1,426
7	Daniel Berger	1,347
8	Rory McIlroy	1,327
9	Brendon Todd	1,316
10	Jon Rahm	1,295

THE NORTHERN TRUST

Top 10

Rank	Player	Score
1	Dustin Johnson	254 (-30)
2	Harris English	265 (-19)
3	Daniel Berger	266 (-18)
T4	Kevin Kisner	267 (-17)
T4	Scottie Scheffler	267 (-17)
T6	Jon Rahm	268 (-16)
T6	Webb Simpson	268 (-16)
T8	Russell Henley	269 (-15)
T8	Alex Noren	269 (-15)
T8	Ryan Palmer	269 (-15)

Tournament:	BMW Championship
Dates:	August 27-30, 2020
Field Size:	70 (69)
Cut:	No Cut
Winner:	Jon Rahm
Purse:	\$9,500,000
Course:	Olympia Fields CC (North), Olympia Fields, Illinois
Par / Yards:	35 / 35 - 70/7,366

Top 10 FedExCup standings (entering tournament)

Rank	Player	FedExCup Points
1	Dustin Johnson	2,571
2	Justin Thomas	2,479
3	Webb Simpson	2,163
4	Daniel Berger	1,917
5	Collin Morikawa	1,902
6	Harris English	1,767
7	Bryson DeChambeau	1,657
8	Sungjae Im	1,633
9	Jon Rahm	1,580
10	Patrick Reed	1,447

BMW Championship

Top 10

Rank	Player	Score
1	Jon Rahm	276 (-4)
2	Dustin Johnson	276 (-4)
T3	Hideki Matsuyama	278 (-2)
T3	Joaquin Niemann	278 (-2)
5	Tony Finau	279 (-1)
T6	Matthew Fitzpatrick	280 (E)
T6	Jason Kokrak	280 (E)
T8	Sebastián Muñoz	281 (+1)
T8	Brendon Todd	281 (+1)
T10	Lanto Griffin	282 (+2)
T10	Mackenzie Hughes	282 (+2)

Tournament:	TOUR Championship
Dates:	September 4-7, 2020
Field Size:	30 (30)
Cut:	No Cut
Winner:	Dustin Johnson
Purse:	N/A
Course:	East Lake GC, Atlanta, Georgia
Par / Yards:	35 / 35 - 70/7,346

Top 10 FedExCup standings (entering tournament)

Rank	Player	FedExCup Points
1	Dustin Johnson	3,471
2	Jon Rahm	3,080
3	Justin Thomas	2,570
4	Webb Simpson	2,163
5	Collin Morikawa	2,025
6	Daniel Berger	2,007
7	Harris English	1,805
8	Bryson DeChambeau	1,682
9	Sungjae Im	1,650
10	Hideki Matsuyama	1,587

TOUR Championship / Final Standings

Top 10

Rank	Player	Score
1	Dustin Johnson	-21
T2	Xander Schauffele	-18
T2	Justin Thomas	-18
4	Jon Rahm	-17
5	Scottie Scheffler	-14
6	Collin Morikawa	-13
7	Tyrrell Hatton	-12
T8	Rory McIlroy	-11
T8	Sebastián Muñoz	-11
T8	Patrick Reed	-11

FedExCup Summary 2018-19

Tournament:	THE NORTHERN TRUST
Dates:	August 8-11, 2019
Field Size:	125 (121)
Cut:	85 players at 1-under 141
Winner:	Patrick Reed
Purse:	\$9,250,000
Course:	Liberty National GC, Jersey City, New Jersey
Par / Yards:	36 / 35 - 71/7,370

Top 10 FedExCup standings (entering tournament)

Rank	Player	FedExCup Points
1	Brooks Koepka	2,887
2	Rory McIlroy	2,315
3	Matt Kuchar	2,313
4	Xander Schauffele	1,858
5	Gary Woodland	1,795
6	Patrick Cantlay	1,730
7	Dustin Johnson	1,686
8	Paul Casey	1,629
9	Webb Simpson	1,619
10	Jon Rahm	1,447

THE NORTHERN TRUST

Top 10

Rank	Player	Score
1	Patrick Reed	268 (-16)
2	Abraham Ancer	269 (-15)
T3	Jon Rahm	270 (-14)
T3	Harold Varner III	270 (-14)
5	Adam Scott	271 (-13)
T6	Rory McIlroy	272 (-12)
T6	Louis Oosthuizen	272 (-12)
T6	Brandt Snedeker	272 (-12)
T6	Jordan Spieth	272 (-12)
T10	Ian Poulter	273 (-11)
T10	Justin Rose	273 (-11)

Tournament:	BMW Championship
Dates:	August 15-18, 2019
Field Size:	70 (69)
Cut:	No Cut
Winner:	Justin Thomas
Purse:	\$9,250,000
Course:	Medinah CC (No. 3), Medinah, Illinois
Par / Yards:	36 / 36 - 72/7,613

Top 10 FedExCup standings (entering tournament)

Rank	Player	FedExCup Points
1	Brooks Koepka	2,980
2	Patrick Reed	2,774
3	Rory McIlroy	2,670
4	Matt Kuchar	2,313
5	Jon Rahm	2,097
6	Patrick Cantlay	1,957
7	Xander Schauffele	1,858
8	Abraham Ancer	1,822
9	Gary Woodland	1,820
10	Dustin Johnson	1,819

BMW Championship

Top 10

Rank	Player	Score
1	Justin Thomas	263 (-25)
2	Patrick Cantlay	266 (-22)
3	Hideki Matsuyama	268 (-20)
4	Tony Finau	270 (-18)
T5	Jon Rahm	272 (-16)
T5	Brandt Snedeker	272 (-16)
T7	Corey Connors	273 (-15)
T7	Lucas Glover	273 (-15)
T9	Kevin Kisner	274 (-14)
T9	Adam Scott	274 (-14)

Tournament:	TOUR Championship
Dates:	August 22-25, 2019
Field Size:	30 (30)
Cut:	No Cut
Winner:	Rory McIlroy
Purse:	N/A
Course:	East Lake GC, Atlanta, Georgia
Par / Yards:	35 / 35 - 70/7,346

Top 10 FedExCup standings (entering tournament)

Rank	Player	FedExCup Points
1	Justin Thomas	3,475
2	Patrick Cantlay	3,157
3	Brooks Koepka	3,119
4	Patrick Reed	2,946
5	Rory McIlroy	2,842
6	Jon Rahm	2,517
7	Matt Kuchar	2,339
8	Xander Schauffele	2,030
9	Webb Simpson	1,946
10	Abraham Ancer	1,940

TOUR Championship / Final Standings

Top 10

Rank	Player	Score
1	Rory McIlroy	-18
2	Xander Schauffele	-14
T3	Brooks Koepka	-13
T3	Justin Thomas	-13
5	Paul Casey	-9
6	Adam Scott	-8
7	Tony Finau	-7
8	Chez Reavie	-6
T9	Kevin Kisner	-5
T9	Hideki Matsuyama	-5
T9	Patrick Reed	-5

FedExCup Summary 2017-18

Tournament:	THE NORTHERN TRUST
Dates:	August 23-26, 2018
Field Size:	125 (119)
Cut:	80 players at even-par 142
Winner:	Bryson DeChambeau
Purse:	\$9,000,000
Course:	Ridgewood CC, Paramus, New Jersey
Par / Yards:	35 / 36 - 71/7,385

Top 10 FedExCup standings (entering tournament)

Rank	Player	FedExCup Points
1	Dustin Johnson	2,717
2	Justin Thomas	2,634
3	Brooks Koepka	2,012
4	Justin Rose	1,991
5	Bubba Watson	1,879
6	Jason Day	1,771
7	Webb Simpson	1,710
8	Francesco Molinari	1,682
9	Bryson DeChambeau	1,617
10	Patrick Reed	1,555

THE NORTHERN TRUST

Top 10

Rank	Player	Score
1	Bryson DeChambeau	266 (-18)
2	Tony Finau	270 (-14)
T3	Billy Horschel	271 (-13)
T3	Cameron Smith	271 (-13)
T5	Ryan Palmer	272 (-12)
T5	Adam Scott	272 (-12)
T5	Aaron Wise	272 (-12)
T8	Patrick Cantlay	273 (-11)
T8	Brooks Koepka	273 (-11)
T8	Justin Thomas	273 (-11)

Tournament:	Dell Technologies Championship
Dates:	August 31-September 3, 2018
Field Size:	100 (98)
Cut:	77 players at 2-over 144
Winner:	Bryson DeChambeau
Purse:	\$9,000,000
Course:	TPC Boston, Norton, Massachusetts
Par / Yards:	36 / 35 - 71/7,342

Top 10 FedExCup standings (entering tournament)

Rank	Player	FedExCup Points
1	Bryson DeChambeau	3,617
2	Dustin Johnson	2,969
3	Justin Thomas	2,954
4	Tony Finau	2,709
5	Brooks Koepka	2,332
6	Justin Rose	1,991
7	Bubba Watson	1,957
8	Jason Day	1,935
9	Webb Simpson	1,819
10	Phil Mickelson	1,750

Dell Technologies Championship

Top 10

Rank	Player	Score
1	Bryson DeChambeau	268 (-16)
2	Justin Rose	270 (-14)
3	Cameron Smith	271 (-13)
T4	Tony Finau	272 (-12)
T4	Hideki Matsuyama	272 (-12)
T4	Cheng Tsung Pan	272 (-12)
T7	Abraham Ancer	273 (-11)
T7	Rafa Cabrera Bello	273 (-11)
T7	Emiliano Grillo	273 (-11)
T7	Dustin Johnson	273 (-11)
T7	Bubba Watson	273 (-11)

Tournament:	BMW Championship
Dates:	September 6-9, 2018
Field Size:	70 (69)
Cut:	No Cut
Winner:	Keegan Bradley
Purse:	\$9,000,000
Course:	Aronimink GC, Newtown Square, Pennsylvania
Par / Yards:	35 / 35 - 70/7,267

Top 10 FedExCup standings (entering tournament)

Rank	Player	FedExCup Points
1	Bryson DeChambeau	5,617
2	Dustin Johnson	3,289
3	Justin Rose	3,191
4	Tony Finau	3,169
5	Justin Thomas	3,084
6	Brooks Koepka	2,551
7	Bubba Watson	2,277
8	Cameron Smith	2,231
9	Phil Mickelson	1,969
10	Jason Day	1,935

BMW Championship

Top 10

Rank	Player	Score
1	Keegan Bradley	260 (-20)
2	Justin Rose	260 (-20)
T3	Billy Horschel	261 (-19)
T3	Xander Schauffele	261 (-19)
5	Rory McIlroy	262 (-18)
T6	Webb Simpson	263 (-17)
T6	Tiger Woods	263 (-17)
T8	Tony Finau	264 (-16)
T8	Tommy Fleetwood	264 (-16)
T8	Rickie Fowler	264 (-16)
T8	Francesco Molinari	264 (-16)

Tournament:	TOUR Championship
Dates:	September 20-23, 2018
Field Size:	30 (30)
Cut:	No Cut
Winner:	Tiger Woods
Purse:	\$9,000,000
Course:	East Lake GC, Atlanta, Georgia
Par / Yards:	35 / 35 - 70/7,346

Top 10 FedExCup standings (entering tournament)

Rank	Player	FedExCup Points
1	Bryson DeChambeau	5,789
2	Justin Rose	4,391
3	Tony Finau	3,479
4	Dustin Johnson	3,425
5	Justin Thomas	3,327
6	Keegan Bradley	2,979
7	Brooks Koepka	2,723
8	Bubba Watson	2,481
9	Billy Horschel	2,260
10	Cameron Smith	2,247

TOUR Championship

Top 10

Rank	Player	Score
1	Tiger Woods	269 (-11)
2	Billy Horschel	271 (-9)
3	Dustin Johnson	273 (-7)
T4	Hideki Matsuyama	274 (-6)
T4	Justin Rose	274 (-6)
T4	Webb Simpson	274 (-6)
T7	Rickie Fowler	275 (-5)
T7	Rory McIlroy	275 (-5)
T7	Xander Schauffele	275 (-5)
T7	Justin Thomas	275 (-5)

Final Standings

Rank	Player	FedExCup Points
1	Justin Rose	2,260
2	Tiger Woods	2,219
3	Bryson DeChambeau	2,188
4	Dustin Johnson	2,056
5	Billy Horschel	1,840
6	Tony Finau	1,732
7	Justin Thomas	1,610
8	Keegan Bradley	1,253
9	Brooks Koepka	1,093
10	Bubba Watson	918

FedExCup Summary 2016-17

Tournament:	THE NORTHERN TRUST
Dates:	August 24-27, 2017
Field Size:	125 (120)
Cut:	70 players at 2-over 142
Winner:	Dustin Johnson
Purse:	\$8,750,000
Course:	Glen Oaks Club, Old Westbury, New York
Par / Yards:	35 / 35 - 70/7,346

Top 10 FedExCup standings (entering tournament)

Rank	Player	FedExCup Points
1	Hideki Matsuyama	2,869
2	Justin Thomas	2,689
3	Jordan Spieth	2,671
4	Dustin Johnson	2,466
5	Rickie Fowler	1,832
6	Jon Rahm	1,754
7	Brooks Koepka	1,736
8	Daniel Berger	1,623
9	Kevin Kisner	1,612
10	Brian Harman	1,557

THE NORTHERN TRUST Top 10

Rank	Player	Score
1	Dustin Johnson	267 (-13)
2	Jordan Spieth	267 (-13)
T3	Jon Rahm	271 (-9)
T3	Jhonattan Vegas	271 (-9)
5	Paul Casey	274 (-6)
T6	Kevin Chappell	275 (-5)
T6	Jason Day	275 (-5)
T6	Webb Simpson	275 (-5)
T6	Justin Thomas	275 (-5)
T10	Patrick Cantlay	276 (-4)
T10	Matt Kuchar	276 (-4)
T10	Louis Oosthuizen	276 (-4)
T10	Chez Reavie	276 (-4)
T10	Justin Rose	276 (-4)
T10	Robert Streb	276 (-4)
T10	Bubba Watson	276 (-4)

Tournament:	Dell Technologies Championship
Dates:	September 1-4, 2017
Field Size:	100 (96)
Cut:	79 players at 3-over 145
Winner:	Justin Thomas
Purse:	\$8,750,000
Course:	TPC Boston, Norton, Massachusetts
Par / Yards:	36 / 35 - 71/7,342

Top 10 FedExCup standings (entering tournament)

Rank	Player	FedExCup Points
1	Dustin Johnson	4,466
2	Jordan Spieth	3,871
3	Justin Thomas	3,044
4	Hideki Matsuyama	2,869
5	Jon Rahm	2,404
6	Rickie Fowler	1,996
7	Brooks Koepka	1,768
8	Daniel Berger	1,717
9	Charley Hoffman	1,694
10	Jhonattan Vegas	1,673

Dell Technologies Championship Top 10

Rank	Player	Score
1	Justin Thomas	267 (-17)
2	Jordan Spieth	270 (-14)
3	Marc Leishman	271 (-13)
T4	Paul Casey	272 (-12)
T4	Jon Rahm	272 (-12)
T6	Phil Mickelson	273 (-11)
T6	Kevin Na	273 (-11)
T6	Pat Perez	273 (-11)
T6	Patrick Reed	273 (-11)
T10	Bill Haas	274 (-10)
T10	Justin Rose	274 (-10)

Tournament:	BMW Championship
Dates:	September 14-17, 2017
Field Size:	70 (70)
Cut:	No Cut
Winner:	Marc Leishman
Purse:	\$8,750,000
Course:	Conway Farms GC, Lake Forest, Illinois
Par / Yards:	35 / 36 - 71/7,208

Top 10 FedExCup standings (entering tournament)

Rank	Player	FedExCup Points
1	Jordan Spieth	5,071
2	Justin Thomas	5,044
3	Dustin Johnson	4,650
4	Hideki Matsuyama	3,021
5	Jon Rahm	2,894
6	Rickie Fowler	2,217
7	Marc Leishman	2,084
8	Paul Casey	2,065
9	Brooks Koepka	1,952
10	Pat Perez	1,894

BMW Championship Top 10

Rank	Player	Score
1	Marc Leishman	261 (-23)
T2	Rickie Fowler	266 (-18)
T2	Justin Rose	266 (-18)
4	Jason Day	268 (-16)
T5	Matt Kuchar	269 (-15)
T5	Jon Rahm	269 (-15)
T7	Tony Finau	271 (-13)
T7	Jordan Spieth	271 (-13)
T9	Patrick Cantlay	272 (-12)
T9	Anirban Lahiri	272 (-12)
T9	Webb Simpson	272 (-12)

Tournament:	TOUR Championship
Dates:	September 21-24, 2017
Field Size:	30 (30)
Cut:	No Cut
Winner:	Xander Schauffele
Purse:	\$8,750,000
Course:	East Lake GC, Atlanta, Georgia
Par / Yards:	35 / 35 - 70/7,346

Top 10 FedExCup standings (entering tournament)

Rank	Player	FedExCup Points
1	Jordan Spieth	5,421
2	Justin Thomas	5,081
3	Dustin Johnson	4,730
4	Marc Leishman	4,084
5	Jon Rahm	3,314
6	Rickie Fowler	3,197
7	Hideki Matsuyama	3,058
8	Justin Rose	2,514
9	Brooks Koepka	2,170
10	Paul Casey	2,145

TOUR Championship Top 10

Rank	Player	Score
1	Xander Schauffele	268 (-12)
2	Justin Thomas	269 (-11)
T3	Russell Henley	270 (-10)
T3	Kevin Kisner	270 (-10)
5	Paul Casey	271 (-9)
6	Brooks Koepka	272 (-8)
T7	Tony Finau	273 (-7)
T7	Jon Rahm	273 (-7)
T7	Jordan Spieth	273 (-7)
T10	Sergio Garcia	274 (-6)
T10	Matt Kuchar	274 (-6)
T10	Justin Rose	274 (-6)

Final Standings

Rank	Player	FedExCup Points
1	Justin Thomas	3,000
2	Jordan Spieth	2,340
3	Xander Schauffele	2,151
4	Dustin Johnson	1,720
5	Jon Rahm	1,620
6	Marc Leishman	1,441
7	Rickie Fowler	1,253
8	Hideki Matsuyama	1,093
9	Justin Rose	1,080
10	Brooks Koepka	1,040

FedExCup Summary 2015-16

Tournament:	The Barclays
Dates:	August 25-28, 2016
Field Size:	125 (120)
Cut:	79 players at 3-over 145
Winner:	Patrick Reed
Purse:	\$8,500,000
Course:	Bethpage State Park (Black), Farmingdale, New York
Par / Yards:	36 / 35 - 71/7,468

Top 10 FedExCup standings (entering tournament)

Rank	Player	FedExCup Points
1	Jason Day	2,735
2	Dustin Johnson	2,701
3	Adam Scott	2,063
4	Russell Knox	2,001
5	Jordan Spieth	1,965
6	Brandt Snedeker	1,717
7	Patrick Reed	1,575
8	Phil Mickelson	1,532
9	Kevin Na	1,529
10	Justin Thomas	1,512

The Barclays Top 10

Rank	Player	Score
1	Patrick Reed	275 (-9)
T2	Emiliano Grillo	276 (-8)
T2	Sean O'Hair	276 (-8)
T4	Jason Day	277 (-7)
T4	Adam Scott	277 (-7)
T4	Gary Woodland	277 (-7)
T7	Rickie Fowler	278 (-6)
T7	Jason Kokrak	278 (-6)
T7	Ryan Moore	278 (-6)
T10	Jordan Spieth	279 (-5)
T10	Justin Thomas	279 (-5)

Tournament:	Deutsche Bank Championship
Dates:	September 2-5, 2016
Field Size:	100 (97)
Cut:	72 players at 1-under 141
Winner:	Rory McIlroy
Purse:	\$8,500,000
Course:	TPC Boston, Norton, Massachusetts
Par / Yards:	36 / 35 - 71/7,297

Top 10 FedExCup standings (entering tournament)

Rank	Player	FedExCup Points
1	Patrick Reed	3,575
2	Jason Day	3,195
3	Dustin Johnson	2,907
4	Adam Scott	2,523
5	Jordan Spieth	2,255
6	Emiliano Grillo	2,089
7	Russell Knox	2,039
8	Justin Thomas	1,802
9	Brandt Snedeker	1,801
10	Phil Mickelson	1,758

Deutsche Bank Championship Top 10

Rank	Player	Score
1	Rory McIlroy	269 (-15)
2	Paul Casey	271 (-13)
3	Jimmy Walker	272 (-12)
4	Adam Scott	273 (-11)
T5	Fabián Gómez	274 (-10)
T5	James Hahn	274 (-10)
T5	Patrick Reed	274 (-10)
T8	Kevin Chappell	275 (-9)
T8	David Hearn	275 (-9)
T8	Billy Hurley III	275 (-9)
T8	Dustin Johnson	275 (-9)
T8	Jason Kokrak	275 (-9)
T8	Ryan Moore	275 (-9)
T8	Louis Oosthuizen	275 (-9)

Tournament:	BMW Championship
Dates:	September 8-11, 2016
Field Size:	70 (69)
Cut:	No Cut
Winner:	Dustin Johnson
Purse:	\$8,500,000
Course:	Crooked Stick GC, Carmel, Indiana
Par / Yards:	36 / 36 - 72/7,567

Top 10 FedExCup standings (entering tournament)

Rank	Player	FedExCup Points
1	Patrick Reed	3,975
2	Jason Day	3,409
3	Dustin Johnson	3,189
4	Rory McIlroy	3,115
5	Adam Scott	3,063
6	Jordan Spieth	2,451
7	Russell Knox	2,253
8	Emiliano Grillo	2,227
9	Jimmy Walker	2,112
10	Paul Casey	2,052

BMW Championship Top 10

Rank	Player	Score
1	Dustin Johnson	265 (-23)
2	Paul Casey	268 (-20)
3	Roberto Castro	271 (-17)
T4	J.B. Holmes	276 (-12)
T4	Matt Kuchar	276 (-12)
T4	Ryan Palmer	276 (-12)
T4	Charl Schwartzel	276 (-12)
T4	Adam Scott	276 (-12)
9	Jordan Spieth	277 (-11)
T10	Daniel Berger	278 (-10)
T10	Billy Horschel	278 (-10)
T10	Chris Kirk	278 (-10)

Tournament:	TOUR Championship
Dates:	September 22-25, 2016
Field Size:	30 (30)
Cut:	No Cut
Winner:	Rory McIlroy
Purse:	\$8,500,000
Course:	East Lake GC, Atlanta, Georgia
Par / Yards:	35 / 35 - 70/7,385

Top 10 FedExCup standings (entering tournament)

Rank	Player	FedExCup Points
1	Dustin Johnson	5,189
2	Patrick Reed	4,203
3	Adam Scott	3,479
4	Jason Day	3,409
5	Paul Casey	3,252
6	Rory McIlroy	3,223
7	Jordan Spieth	2,771
8	Russell Knox	2,465
9	Emiliano Grillo	2,371
10	Jimmy Walker	2,340

TOUR Championship Top 10

Rank	Player	Score
1	Rory McIlroy	268 (-12)
T2	Kevin Chappell	268 (-12)
T2	Ryan Moore	268 (-12)
4	Paul Casey	271 (-9)
5	Hideki Matsuyama	274 (-6)
T6	Dustin Johnson	275 (-5)
T6	Justin Thomas	275 (-5)
T8	Jason Dufner	276 (-4)
T8	Adam Scott	276 (-4)
T10	Emiliano Grillo	278 (-2)
T10	Si Woo Kim	278 (-2)
T10	Charl Schwartzel	278 (-2)
T10	Bubba Watson	278 (-2)
T10	Gary Woodland	278 (-2)

Final Standings

Rank	Player	FedExCup Points
1	Rory McIlroy	3,120
2	Dustin Johnson	2,380
3	Patrick Reed	1,986
4	Adam Scott	1,930
5	Paul Casey	1,880
6	Jason Day	1,440
7	Ryan Moore	1,336
8	Kevin Chappell	1,320
9	Jordan Spieth	1,168
10	Russell Knox	992

FedExCup Summary 2014-15

Tournament:	The Barclays
Dates:	August 27-30, 2015
Field Size:	125 (120)
Cut:	72 players at 2-over 142
Winner:	Jason Day
Purse:	\$8,250,000
Course:	Plainfield CC, Edison, New Jersey
Par / Yards:	34 / 36 - 70/7,012

Top 10 FedExCup standings (entering tournament)

Rank	Player	FedExCup Points
1	Jordan Spieth	4,169
2	Jason Day	2,459
3	Bubba Watson	2,407
4	Jimmy Walker	2,014
5	Justin Rose	1,742
6	Robert Streb	1,720
7	Dustin Johnson	1,718
8	Patrick Reed	1,593
9	Rory McIlroy	1,567
10	Danny Lee	1,561

The Barclays Top 10

Rank	Player	Score
1	Jason Day	261 (-19)
2	Henrik Stenson	267 (-13)
3	Bubba Watson	269 (-11)
T4	Zac Blair	270 (-10)
T4	Zach Johnson	270 (-10)
T6	Sangmoon Bae	271 (-9)
T6	Ryan Palmer	271 (-9)
T6	Daniel Summerhays	271 (-9)
T9	Jason Bohn	272 (-8)
T9	Dustin Johnson	272 (-8)

Tournament:	Deutsche Bank Championship
Dates:	September 4-7, 2015
Field Size:	100 (98)
Cut:	74 players at 3-over 145
Winner:	Rickie Fowler
Purse:	\$8,250,000
Course:	TPC Boston, Norton, Massachusetts
Par / Yards:	36 / 35 - 71/7,242

Top 10 FedExCup standings (entering tournament)

Rank	Player	FedExCup Points
1	Jason Day	4,459
2	Jordan Spieth	4,169
3	Bubba Watson	3,167
4	Henrik Stenson	2,152
5	Zach Johnson	2,049
6	Dustin Johnson	2,028
7	Jimmy Walker	2,020
8	Justin Rose	1,956
9	Robert Streb	1,838
10	Danny Lee	1,709

Deutsche Bank Championship Top 10

Rank	Player	Score
1	Rickie Fowler	269 (-15)
2	Henrik Stenson	270 (-14)
3	Charley Hoffman	273 (-11)
T4	Jim Furyk	276 (-8)
T4	Matt Jones	276 (-8)
T4	Hunter Mahan	276 (-8)
T4	Sean O'Hair	276 (-8)
T4	Patrick Reed	276 (-8)
T9	Jerry Kelly	277 (-7)
T9	Matt Kuchar	277 (-7)
T9	Daniel Summerhays	277 (-7)

Tournament:	BMW Championship
Dates:	September 17-20, 2015
Field Size:	70 (70)
Cut:	No Cut
Winner:	Jason Day
Purse:	\$8,250,000
Course:	Conway Farms GC, Lake Forest, Illinois
Par / Yards:	35 / 36 - 71/7,198

Top 10 FedExCup standings (entering tournament)

Rank	Player	FedExCup Points
1	Jason Day	4,680
2	Jordan Spieth	4,169
3	Rickie Fowler	3,498
4	Henrik Stenson	3,352
5	Bubba Watson	3,329
6	Charley Hoffman	2,302
7	Zach Johnson	2,241
8	Dustin Johnson	2,114
9	Jim Furyk	2,087
10	Patrick Reed	2,039

BMW Championship Top 10

Rank	Player	Score
1	Jason Day	262 (-22)
2	Daniel Berger	268 (-16)
3	Scott Piercy	269 (-15)
T4	Rickie Fowler	270 (-14)
T4	J.B. Holmes	270 (-14)
T4	Rory McIlroy	270 (-14)
T7	Dustin Johnson	271 (-13)
T7	Hideki Matsuyama	271 (-13)
T7	Cameron Tringale	271 (-13)
T10	Kevin Na	272 (-12)
T10	Henrik Stenson	272 (-12)
T10	Bubba Watson	272 (-12)

Tournament:	TOUR Championship by Coca-Cola
Dates:	September 24-27, 2015
Field Size:	30 (29)
Cut:	No Cut
Winner:	Jordan Spieth
Purse:	\$8,250,000
Course:	East Lake GC, Atlanta, Georgia
Par / Yards:	35 / 35 - 70/7,307

Top 10 FedExCup standings (entering tournament)

Rank	Player	FedExCup Points
1	Jason Day	6,680
2	Jordan Spieth	4,392
3	Rickie Fowler	3,958
4	Henrik Stenson	3,632
5	Bubba Watson	3,609
6	Zach Johnson	2,464
7	Dustin Johnson	2,454
8	Charley Hoffman	2,364
9	Daniel Berger	2,320
10	Patrick Reed	2,205

TOUR Championship by Coca-Cola Top 10

Rank	Player	Score
1	Jordan Spieth	271 (-9)
T2	Danny Lee	275 (-5)
T2	Justin Rose	275 (-5)
T2	Henrik Stenson	275 (-5)
T5	Paul Casey	276 (-4)
T5	Dustin Johnson	276 (-4)
T5	Bubba Watson	276 (-4)
T8	J.B. Holmes	277 (-3)
T8	Zach Johnson	277 (-3)
T10	Jason Day	278 (-2)
T10	Matt Kuchar	278 (-2)

Final Standings

Rank	Player	FedExCup Points
1	Jordan Spieth	3,800
2	Henrik Stenson	2,307
3	Jason Day	2,290
4	Rickie Fowler	1,838
5	Bubba Watson	1,680
6	Zach Johnson	1,450
7	Dustin Johnson	1,360
8	Justin Rose	1,235
9	Danny Lee	1,123
10	Charley Hoffman	992

FedExCup Summary 2013-14

Tournament:	The Barclays
Dates:	August 21-24, 2014
Field Size:	125 (122)
Cut:	79 players at 1-over 143
Winner:	Hunter Mahan
Purse:	\$8,000,000
Course:	Ridgewood CC, Paramus, New Jersey
Par / Yards:	35 / 36 - 71/7,319

Top 10 FedExCup standings (entering tournament)

Rank	Player	FedExCup Points
1	Rory McIlroy	2,582
2	Jimmy Walker	2,493
3	Bubba Watson	2,173
4	Matt Kuchar	1,921
5	Jim Furyk	1,851
6	Dustin Johnson	1,769
7	Sergio Garcia	1,700
8	Jordan Spieth	1,692
9	Patrick Reed	1,666
10	Chris Kirk	1,571

The Barclays Top 10

Rank	Player	Score
1	Hunter Mahan	270 (-14)
T2	Stuart Appleby	272 (-12)
T2	Jason Day	272 (-12)
T2	Cameron Tringale	272 (-12)
T5	Ernie Els	273 (-11)
T5	Matt Kuchar	273 (-11)
T5	William McGirt	273 (-11)
8	Jim Furyk	274 (-10)
T9	Rickie Fowler	275 (-9)
T9	Morgan Hoffmann	275 (-9)
T9	Kevin Na	275 (-9)
T9	Patrick Reed	275 (-9)

Tournament:	Deutsche Bank Championship
Dates:	August 29-September 1, 2014
Field Size:	100 (93)
Cut:	80 players at 3-over 145
Winner:	Chris Kirk
Purse:	\$8,000,000
Course:	TPC Boston, Norton, Massachusetts
Par / Yards:	36 / 35 - 71/7,216

Top 10 FedExCup standings (entering tournament)

Rank	Player	FedExCup Points
1	Hunter Mahan	3,276
2	Rory McIlroy	2,810
3	Jimmy Walker	2,493
4	Matt Kuchar	2,421
5	Bubba Watson	2,360
6	Jim Furyk	2,276
7	Jason Day	2,111
8	Patrick Reed	2,028
9	Jordan Spieth	1,919
10	Cameron Tringale	1,865

Deutsche Bank Championship Top 10

Rank	Player	Score
1	Chris Kirk	269 (-15)
T2	Russell Henley	271 (-13)
T2	Billy Horschel	271 (-13)
T2	Geoff Ogilvy	271 (-13)
T5	Rory McIlroy	273 (-11)
T5	John Senden	273 (-11)
T7	Jason Day	274 (-10)
T7	Martin Kaymer	274 (-10)
T9	Billi Haas	275 (-9)
T9	Chesson Hadley	275 (-9)
T9	Seung-Yul Noh	275 (-9)
T9	Carl Pettersson	275 (-9)
T9	Webb Simpson	275 (-9)
T9	Robert Streb	275 (-9)
T9	Jimmy Walker	275 (-9)

Tournament:	BMW Championship
Dates:	September 4-7, 2014
Field Size:	70 (69)
Cut:	No Cut
Winner:	Billy Horschel
Purse:	\$8,000,000
Course:	Cherry Hills CC, Cherry Hills Village, Colorado
Par / Yards:	34 / 36 - 70/7,352

Top 10 FedExCup standings (entering tournament)

Rank	Player	FedExCup Points
1	Chris Kirk	4,154
2	Rory McIlroy	3,335
3	Hunter Mahan	3,311
4	Jimmy Walker	2,823
5	Matt Kuchar	2,618
6	Bubba Watson	2,558
7	Jason Day	2,549
8	Jim Furyk	2,511
9	Jordan Spieth	2,117
10	Rickie Fowler	2,069

BMW Championship Top 10

Rank	Player	Score
1	Billy Horschel	266 (-14)
2	Bubba Watson	268 (-12)
3	Morgan Hoffmann	269 (-11)
T4	Rickie Fowler	271 (-9)
T4	Jim Furyk	271 (-9)
T4	Sergio Garcia	271 (-9)
T4	Ryan Palmer	271 (-9)
T8	Rory McIlroy	272 (-8)
T8	Adam Scott	272 (-8)
T8	Jordan Spieth	272 (-8)

Tournament:	TOUR Championship by Coca-Cola
Dates:	September 11-14, 2014
Field Size:	30 (29)
Cut:	No Cut
Winner:	Billy Horschel
Purse:	\$8,000,000
Course:	East Lake GC, Atlanta, Georgia
Par / Yards:	35 / 35 - 70/7,307

Top 10 FedExCup standings (entering tournament)

Rank	Player	FedExCup Points
1	Chris Kirk	4,314
2	Billy Horschel	4,305
3	Bubba Watson	4,058
4	Rory McIlroy	3,735
5	Hunter Mahan	3,363
6	Jimmy Walker	3,073
7	Jim Furyk	3,073
8	Matt Kuchar	2,736
9	Rickie Fowler	2,631
10	Jason Day	2,549

TOUR Championship by Coca-Cola Top 10

Rank	Player	Score
1	Billy Horschel	269 (-11)
T2	Jim Furyk	272 (-8)
T2	Rory McIlroy	272 (-8)
T4	Jason Day	273 (-7)
T4	Chris Kirk	273 (-7)
T4	Justin Rose	273 (-7)
7	Ryan Palmer	274 (-6)
8	Rickie Fowler	275 (-5)
T9	Sergio Garcia	276 (-4)
T9	Adam Scott	276 (-4)
T9	Gary Woodland	276 (-4)

Final Standings

Rank	Player	FedExCup Points
1	Billy Horschel	4,750
2	Chris Kirk	3,100
3	Rory McIlroy	3,050
4	Jim Furyk	2,450
5	Bubba Watson	2,285
6	Hunter Mahan	1,835
7	Jimmy Walker	1,668
8	Matt Kuchar	1,300
9	Rickie Fowler	1,225
10	Jason Day	1,200

FedExCup Summary 2013

Tournament:	The Barclays
Dates:	August 22-25, 2013
Field Size:	125 (123)
Cut:	74 players at even-par 142
Winner:	Adam Scott
Purse:	\$8,000,000
Course:	Liberty National GC, Jersey City, New Jersey
Par / Yards:	36 / 35 - 71/7,353

Top 10 FedExCup standings (entering tournament)

Rank	Player	FedExCup Points
1	Tiger Woods	3,059
2	Matt Kuchar	2,293
3	Brandt Snedeker	2,218
4	Phil Mickelson	2,166
5	Bill Haas	1,505
6	Billy Horschel	1,487
7	Justin Rose	1,447
8	Jordan Spieth	1,436
9	Henrik Stenson	1,426
10	Keegan Bradley	1,416

The Barclays Top 10

Rank	Player	Score
1	Adam Scott	273 (-11)
T2	Graham DeLaet	274 (-10)
T2	Justin Rose	274 (-10)
T2	Gary Woodland	274 (-10)
T2	Tiger Woods	274 (-10)
T6	Jim Furyk	275 (-9)
T6	Phil Mickelson	275 (-9)
T6	D.A. Points	275 (-9)
T9	Matt Every	276 (-8)
T9	Rickie Fowler	276 (-8)
T9	Jason Kokrak	276 (-8)
T9	Nick Watney	276 (-8)

Tournament:	Deutsche Bank Championship
Dates:	August 30-September 2, 2013
Field Size:	100 (100)
Cut:	76 players at 1-under 141
Winner:	Henrik Stenson
Purse:	\$8,000,000
Course:	TPC Boston, Norton, Massachusetts
Par / Yards:	36 / 35 - 71/7,216

Top 10 FedExCup standings (entering tournament)

Rank	Player	FedExCup Points
1	Tiger Woods	4,009
2	Adam Scott	3,847
3	Phil Mickelson	2,624
4	Matt Kuchar	2,540
5	Justin Rose	2,397
6	Brandt Snedeker	2,218
7	Graham DeLaet	1,806
8	Bill Haas	1,718
9	Jordan Spieth	1,684
10	Gary Woodland	1,633

Deutsche Bank Championship Top 10

Rank	Player	Score
1	Henrik Stenson	262 (-22)
2	Steve Stricker	264 (-20)
3	Graham DeLaet	266 (-18)
T4	Sergio Garcia	267 (-17)
T4	Matt Kuchar	267 (-17)
T4	Jordan Spieth	267 (-17)
T4	Kevin Stadler	267 (-17)
8	Brian Davis	268 (-16)
T9	Roberto Castro	269 (-15)
T9	Brendon de Jonge	269 (-15)
T9	Jason Dufner	269 (-15)
T9	Ian Poulter	269 (-15)

Tournament:	BMW Championship
Dates:	September 12-15, 2013
Field Size:	70 (70)
Cut:	No Cut
Winner:	Zach Johnson
Purse:	\$8,000,000
Course:	Conway Farms GC, Lake Forest, Illinois
Par / Yards:	35 / 36 - 71/7,149

Top 10 FedExCup standings (entering tournament)

Rank	Player	FedExCup Points
1	Henrik Stenson	4,051
2	Tiger Woods	4,037
3	Adam Scott	3,917
4	Matt Kuchar	3,103
5	Graham DeLaet	2,806
6	Phil Mickelson	2,762
7	Justin Rose	2,664
8	Steve Stricker	2,617
9	Brandt Snedeker	2,326
10	Jordan Spieth	2,246

BMW Championship Top 10

Rank	Player	Score
1	Zach Johnson	268 (-16)
2	Nick Watney	270 (-14)
3	Jim Furyk	271 (-13)
T4	Jason Day	273 (-11)
T4	Luke Donald	273 (-11)
T4	Hunter Mahan	273 (-11)
T4	Steve Stricker	273 (-11)
T8	Matt Jones	274 (-10)
T8	Charl Schwartzel	274 (-10)
T8	Brandt Snedeker	274 (-10)

Tournament:	TOUR Championship by Coca-Cola
Dates:	September 19-22, 2013
Field Size:	30 (30)
Cut:	No Cut
Winner:	Henrik Stenson
Purse:	\$8,000,000
Course:	East Lake GC, Atlanta, Georgia
Par / Yards:	35 / 35 - 70/7,307

Top 10 FedExCup standings (entering tournament)

Rank	Player	FedExCup Points
1	Tiger Woods	4,352
2	Henrik Stenson	4,229
3	Adam Scott	4,122
4	Zach Johnson	3,843
5	Matt Kuchar	3,330
6	Steve Stricker	3,180
7	Graham DeLaet	3,011
8	Phil Mickelson	2,939
9	Justin Rose	2,842
10	Brandt Snedeker	2,726

TOUR Championship by Coca-Cola Top 10

Rank	Player	Score
1	Henrik Stenson	267 (-13)
T2	Jordan Spieth	270 (-10)
T2	Steve Stricker	270 (-10)
4	Webb Simpson	271 (-9)
5	Dustin Johnson	272 (-8)
6	Justin Rose	273 (-7)
T7	Billy Horschel	274 (-6)
T7	Zach Johnson	274 (-6)
T9	Roberto Castro	275 (-5)
T9	Jason Dufner	275 (-5)
T9	Sergio Garcia	275 (-5)

Final Standings

Rank	Player	FedExCup Points
1	Henrik Stenson	4,750
2	Tiger Woods	2,743
3	Steve Stricker	2,650
4	Adam Scott	2,278
5	Zach Johnson	2,238
6	Matt Kuchar	1,823
7	Jordan Spieth	1,690
8	Graham DeLaet	1,415
9	Phil Mickelson	1,313
10	Justin Rose	1,300

FedExCup Summary 2012

Tournament:	The Barclays
Dates:	August 23-26, 2012
Field Size:	125 (123)
Cut:	75 players at 1-over 143
Winner:	Nick Watney
Purse:	\$8,000,000
Course:	Bethpage State Park (Black), Farmingdale, New York
Par / Yards:	36 / 35 - 71/7,468

Top 10 FedExCup standings (entering tournament)

Rank	Player	FedExCup Points
1	Tiger Woods	2,269
2	Jason Dufner	2,110
3	Rory McIlroy	2,092
4	Zach Johnson	2,019
5	Bubba Watson	1,777
6	Hunter Mahan	1,739
7	Carl Pettersson	1,691
8	Keegan Bradley	1,670
9	Matt Kuchar	1,600
10	Steve Stricker	1,456

The Barclays Top 10

Rank	Player	Score
1	Nick Watney	274 (-10)
2	Brandt Snedeker	277 (-7)
T3	Sergio Garcia	278 (-6)
T3	Dustin Johnson	278 (-6)
T5	Graham Delaet	279 (-5)
T5	Brian Harman	279 (-5)
T5	Louis Oosthuizen	279 (-5)
T5	Lee Westwood	279 (-5)
9	Greg Chalmers	280 (-4)
T10	Bud Cauley	281 (-3)
T10	Tim Clark	281 (-3)
T10	Luke Donald	281 (-3)
T10	Bob Estes	281 (-3)
T10	Tom Gillis	281 (-3)
T10	David Hearn	281 (-3)
T10	William McGirt	281 (-3)
T10	Kevin Stadler	281 (-3)
T10	Bubba Watson	281 (-3)

Tournament:	Deutsche Bank Championship
Dates:	August 31-September 3, 2012
Field Size:	100 (98)
Cut:	78 players at 2-over 144
Winner:	Rory McIlroy
Purse:	\$8,000,000
Course:	TPC Boston, Norton, Massachusetts
Par / Yards:	36 / 35 - 71/7,216

Top 10 FedExCup standings (entering tournament)

Rank	Player	FedExCup Points
1	Nick Watney	3,226
2	Brandt Snedeker	2,694
3	Tiger Woods	2,417
4	Rory McIlroy	2,299
5	Zach Johnson	2,166
6	Jason Dufner	2,110
7	Bubba Watson	2,080
8	Dustin Johnson	1,972
9	Carl Pettersson	1,898
10	Sergio Garcia	1,810

Deutsche Bank Championship Top 10

Rank	Player	Score
1	Rory McIlroy	264 (-20)
2	Louis Oosthuizen	265 (-19)
3	Tiger Woods	266 (-18)
T4	Dustin Johnson	270 (-14)
T4	Phil Mickelson	270 (-14)
6	Brandt Snedeker	271 (-13)
T7	Jeff Overton	272 (-12)
T7	Adam Scott	272 (-12)
9	Bryce Molder	273 (-11)
T10	Ryan Moore	274 (-10)
T10	Kevin Stadler	274 (-10)

Tournament:	BMW Championship
Dates:	September 6-9, 2012
Field Size:	70 (70)
Cut:	No Cut
Winner:	Rory McIlroy
Purse:	\$8,000,000
Course:	Crooked Stick GC, Carmel, Indiana
Par / Yards:	36 / 36 - 72/7,497

Top 10 FedExCup standings (entering tournament)

Rank	Player	FedExCup Points
1	Rory McIlroy	4,799
2	Nick Watney	3,468
3	Tiger Woods	3,417
4	Brandt Snedeker	3,194
5	Louis Oosthuizen	2,909
6	Dustin Johnson	2,622
7	Jason Dufner	2,373
8	Zach Johnson	2,279
9	Phil Mickelson	2,170
10	Bubba Watson	2,080

BMW Championship Top 10

Rank	Player	Score
1	Rory McIlroy	268 (-20)
T2	Phil Mickelson	270 (-18)
T2	Lee Westwood	270 (-18)
T4	Robert Garrigus	271 (-17)
T4	Tiger Woods	271 (-17)
T6	Dustin Johnson	272 (-16)
T6	Adam Scott	272 (-16)
8	Vijay Singh	273 (-15)
9	Jim Furyk	274 (-14)
T10	Ryan Moore	275 (-13)
T10	Bo Van Pelt	275 (-13)

Tournament:	TOUR Championship by Coca-Cola
Dates:	September 20-23, 2012
Field Size:	30 (30)
Cut:	No Cut
Winner:	Brandt Snedeker
Purse:	\$8,000,000
Course:	East Lake GC, Atlanta, Georgia
Par / Yards:	35 / 35 - 70/7,319

Top 10 FedExCup standings (entering tournament)

Rank	Player	FedExCup Points
1	Rory McIlroy	7,299
2	Tiger Woods	4,067
3	Nick Watney	3,586
4	Phil Mickelson	3,420
5	Brandt Snedeker	3,357
6	Louis Oosthuizen	3,167
7	Dustin Johnson	3,097
8	Lee Westwood	2,726
9	Zach Johnson	2,576
10	Jason Dufner	2,575

TOUR Championship by Coca-Cola Top 10

Rank	Player	Score
1	Brandt Snedeker	270 (-10)
2	Justin Rose	273 (-7)
T3	Luke Donald	274 (-6)
T3	Ryan Moore	274 (-6)
T5	Webb Simpson	275 (-5)
T5	Bubba Watson	275 (-5)
7	Jim Furyk	277 (-3)
T8	Hunter Mahan	278 (-2)
T8	Tiger Woods	278 (-2)
T10	Robert Garrigus	279 (-1)
T10	Dustin Johnson	279 (-1)
T10	Matt Kuchar	279 (-1)
T10	Rory McIlroy	279 (-1)
T10	Bo Van Pelt	279 (-1)

Final Standings

Rank	Player	FedExCup Points
1	Brandt Snedeker	4,100
2	Rory McIlroy	2,827
3	Tiger Woods	2,663
4	Nick Watney	2,215
5	Phil Mickelson	2,073
6	Justin Rose	1,770
7	Louis Oosthuizen	1,635
8	Dustin Johnson	1,527
9	Luke Donald	1,275
10	Lee Westwood	1,205

FedExCup Summary 2011

Tournament:	The Barclays
Dates:	August 25-28, 2011
Field Size:	125 (123)
Cut:	72 players at 4-under 138
Winner:	Dustin Johnson
Purse:	\$8,000,000
Course:	Plainfield CC, Edison, New Jersey
Par / Yards:	35 / 36 - 71/6,964

Top 10 FedExCup standings (entering tournament)

Rank	Player	FedExCup Points
1	Nick Watney	1,906
2	Steve Stricker	1,865
3	Webb Simpson	1,861
4	Luke Donald	1,856
5	Keegan Bradley	1,621
6	Phil Mickelson	1,601
7	K.J. Choi	1,601
8	Bubba Watson	1,577
9	David Toms	1,538
10	Gary Woodland	1,466

The Barclays Top 10

Rank	Player	Score
1	Dustin Johnson	194 (-19)
2	Matt Kuchar	196 (-17)
T3	Vijay Singh	197 (-16)
T3	Brandt Snedeker	197 (-16)
5	Jonathan Byrd	198 (-15)
T6	Brian Davis	199 (-14)
T6	Justin Rose	199 (-14)
T6	Camilo Villegas	199 (-14)
T6	Y.E. Yang	199 (-14)
T10	Charley Hoffman	200 (-13)
T10	Webb Simpson	200 (-13)
T10	Nick Watney	200 (-13)

Tournament:	Deutsche Bank Championship
Dates:	September 2-5, 2011
Field Size:	100 (99)
Cut:	78 players at 1-over 143
Winner:	Webb Simpson
Purse:	\$8,000,000
Course:	TPC Boston, Norton, Massachusetts
Par / Yards:	36 / 35 - 71/7,214

Top 10 FedExCup standings (entering tournament)

Rank	Player	FedExCup Points
1	Dustin Johnson	3,691
2	Matt Kuchar	2,907
3	Nick Watney	2,256
4	Webb Simpson	2,211
5	Luke Donald	2,108
6	Brandt Snedeker	2,102
7	Steve Stricker	2,083
8	Vijay Singh	1,778
9	K.J. Choi	1,771
10	Gary Woodland	1,748

Deutsche Bank Championship Top 10

Rank	Player	Score
1	Webb Simpson	269 (-15)
2	Chez Reavie	269 (-15)
T3	Jason Day	271 (-13)
T3	Luke Donald	271 (-13)
T3	Brandt Snedeker	271 (-13)
6	Jim Furyk	272 (-12)
7	Bo Van Pelt	273 (-11)
T8	Hunter Mahan	274 (-10)
T8	Adam Scott	274 (-10)
T10	Blake Adams	275 (-9)
T10	Jerry Kelly	275 (-9)
T10	Phil Mickelson	275 (-9)
T10	Ryan Moore	275 (-9)
T10	Kyle Stanley	275 (-9)
T10	Brendan Steele	275 (-9)

Tournament:	BMW Championship
Dates:	September 15-18, 2011
Field Size:	70 (70)
Cut:	No Cut
Winner:	Justin Rose
Purse:	\$8,000,000
Course:	Cog Hill G&CC, Lemont, Illinois
Par / Yards:	35 / 36 - 71/7,616

Top 10 FedExCup standings (entering tournament)

Rank	Player	FedExCup Points
1	Webb Simpson	4,711
2	Dustin Johnson	3,814
3	Matt Kuchar	3,124
4	Luke Donald	2,875
5	Brandt Snedeker	2,869
6	Jason Day	2,357
7	Nick Watney	2,291
8	Steve Stricker	2,205
9	Chez Reavie	2,088
10	Phil Mickelson	2,040

BMW Championship Top 10

Rank	Player	Score
1	Justin Rose	271 (-13)
2	John Senden	273 (-11)
3	Geoff Ogilvy	274 (-10)
4	Luke Donald	276 (-8)
5	Webb Simpson	277 (-7)
T6	Jason Dufner	278 (-6)
T6	Camilo Villegas	278 (-6)
8	Chez Reavie	279 (-5)
9	Brandt Jobe	280 (-4)
T10	K.J. Choi	281 (-3)
T10	David Toms	281 (-3)

Tournament:	TOUR Championship by Coca-Cola
Dates:	September 22-25, 2011
Field Size:	30 (30)
Cut:	No Cut
Winner:	Bill Haas
Purse:	\$8,000,000
Course:	East Lake GC, Atlanta, Georgia
Par / Yards:	35 / 35 - 70/7,319

Top 10 FedExCup standings (entering tournament)

Rank	Player	FedExCup Points
1	Webb Simpson	5,261
2	Dustin Johnson	3,841
3	Justin Rose	3,748
4	Luke Donald	3,625
5	Matt Kuchar	3,349
6	Brandt Snedeker	3,094
7	Nick Watney	2,516
8	Chez Reavie	2,513
9	John Senden	2,474
10	Jason Day	2,459

TOUR Championship by Coca-Cola Top 10

Rank	Player	Score
1	Bill Haas	272 (-8)
2	Hunter Mahan	272 (-8)
T3	Aaron Baddeley	273 (-7)
T3	K.J. Choi	273 (-7)
T3	Luke Donald	273 (-7)
T6	Jason Day	274 (-6)
T6	Charles Howell III	274 (-6)
T6	Adam Scott	274 (-6)
9	Bo Van Pelt	275 (-5)
10	Phil Mickelson	276 (-4)

Final Standings

Rank	Player	FedExCup Points
1	Bill Haas	2,760
2	Webb Simpson	2,745
3	Luke Donald	2,567
4	Dustin Johnson	2,488
5	Justin Rose	2,253
6	Matt Kuchar	1,853
7	Hunter Mahan	1,800
8	Brandt Snedeker	1,668
9	Nick Watney	1,420
10	Chez Reavie	1,220

FedExCup Summary 2010

Tournament:	The Barclays
Dates:	August 26-29, 2010
Field Size:	125 (121)
Cut:	72 players at even-par 142
Winner:	Matt Kuchar
Purse:	\$7,500,000
Course:	Ridgewood CC, Paramus, New Jersey
Par / Yards:	35 / 36 - 71/7,319

Top 10 FedExCup standings (entering tournament)

Rank	Player	FedExCup Points
1	Ernie Els	1,846
2	Steve Stricker	1,697
3	Jim Furyk	1,691
4	Phil Mickelson	1,629
5	Justin Rose	1,593
6	Jeff Overton	1,536
7	Hunter Mahan	1,528
8	Bubba Watson	1,498
9	Matt Kuchar	1,437
10	Tim Clark	1,409

The Barclays Top 10

Rank	Player	Score
1	Matt Kuchar	272 (-12)
2	Martin Laird	272 (-12)
T3	Kevin Streelman	274 (-10)
T3	Steve Stricker	274 (-10)
T5	Jason Day	275 (-9)
T5	Ryan Palmer	275 (-9)
T5	Rory Sabbatini	275 (-9)
T5	Vaughn Taylor	275 (-9)
T9	Dustin Johnson	276 (-8)
T9	Adam Scott	276 (-8)
T9	Heath Slocum	276 (-8)

Tournament:	Deutsche Bank Championship
Dates:	September 3-6, 2010
Field Size:	100 (99)
Cut:	72 players at 1-under 141
Winner:	Charley Hoffman
Purse:	\$7,500,000
Course:	TPC Boston, Norton, Massachusetts
Par / Yards:	36 / 35 - 71/7,214

Top 10 FedExCup standings (entering tournament)

Rank	Player	FedExCup Points
1	Matt Kuchar	3,937
2	Steve Stricker	2,572
3	Martin Laird	1,977
4	Justin Rose	1,860
5	Ernie Els	1,851
6	Dustin Johnson	1,737
7	Hunter Mahan	1,718
8	Jim Furyk	1,691
9	Bubba Watson	1,688
10	Phil Mickelson	1,629

Deutsche Bank Championship Top 10

Rank	Player	Score
1	Charley Hoffman	262 (-22)
T2	Jason Day	267 (-17)
T2	Luke Donald	267 (-17)
T2	Geoff Ogilvy	267 (-17)
T5	Tom Gillis	268 (-16)
T5	Adam Scott	268 (-16)
T5	Brandt Snedeker	268 (-16)
8	John Senden	270 (-14)
9	Steve Stricker	271 (-13)
10	D.J. Trahan	272 (-12)

Tournament:	BMW Championship
Dates:	September 9-12, 2010
Field Size:	70 (70)
Cut:	No Cut
Winner:	Dustin Johnson
Purse:	\$7,500,000
Course:	Cog Hill G&CC, Lemont, Illinois
Par / Yards:	35 / 36 - 71/7,616

Top 10 FedExCup standings (entering tournament)

Rank	Player	FedExCup Points
1	Matt Kuchar	4,235
2	Charley Hoffman	3,259
3	Steve Stricker	2,972
4	Jason Day	2,553
5	Luke Donald	2,439
6	Martin Laird	2,197
7	Ernie Els	2,051
8	Hunter Mahan	1,900
9	Geoff Ogilvy	1,898
10	Justin Rose	1,860

BMW Championship Top 10

Rank	Player	Score
1	Dustin Johnson	275 (-9)
2	Paul Casey	276 (-8)
T3	K.J. Choi	278 (-6)
T3	Matt Kuchar	278 (-6)
T3	Ryan Moore	278 (-6)
T3	Kevin Na	278 (-6)
7	Retief Goosen	279 (-5)
T8	Phil Mickelson	280 (-4)
T8	Steve Stricker	280 (-4)
T8	Charlie Wi	280 (-4)

Tournament:	THE TOUR Championship presented by Coca-Cola
Dates:	September 23-26, 2010
Field Size:	30 (30)
Cut:	No Cut
Winner:	Jim Furyk
Purse:	\$7,500,000
Course:	East Lake GC, Atlanta, Georgia
Par / Yards:	35 / 35 - 70/7,319

Top 10 FedExCup standings (entering tournament)

Rank	Player	FedExCup Points
1	Matt Kuchar	4,935
2	Dustin Johnson	4,299
3	Charley Hoffman	3,449
4	Steve Stricker	3,372
5	Paul Casey	3,015
6	Jason Day	2,633
7	Luke Donald	2,597
8	Ernie Els	2,343
9	Martin Laird	2,294
10	Phil Mickelson	2,249

THE TOUR Championship presented by Coca-Cola Top 10

Rank	Player	Score
1	Jim Furyk	272 (-8)
2	Luke Donald	273 (-7)
3	Retief Goosen	274 (-6)
T4	Paul Casey	275 (-5)
T4	Nick Watney	275 (-5)
6	Charley Hoffman	277 (-3)
T7	K.J. Choi	278 (-2)
T7	Ernie Els	278 (-2)
T9	Zach Johnson	279 (-1)
T9	Ryan Moore	279 (-1)
T9	Kevin Streelman	279 (-1)
T9	Camilo Villegas	279 (-1)

Final Standings

Rank	Player	FedExCup Points
1	Jim Furyk	2,980
2	Matt Kuchar	2,728
3	Luke Donald	2,700
4	Charley Hoffman	2,500
5	Dustin Johnson	2,493
6	Paul Casey	2,250
7	Steve Stricker	2,028
8	Jason Day	1,660
9	Ernie Els	1,438
10	Retief Goosen	1,360

FedExCup Summary 2009

Tournament:	The Barclays
Dates:	August 27-30, 2009
Field Size:	125 (124)
Cut:	77 players at 5-over 147
Winner:	Heath Slocum
Purse:	\$7,500,000
Course:	Liberty National GC, Jersey City, New Jersey
Par / Yards:	36 / 35 - 71/7,419

Top 10 FedExCup standings (entering tournament)

Rank	Player	FedExCup Points
1	Tiger Woods	3,431
2	Steve Stricker	2,155
3	Zach Johnson	2,019
4	Kenny Perry	1,993
5	Lucas Glover	1,742
6	Phil Mickelson	1,630
7	Y.E. Yang	1,621
8	Geoff Ogilvy	1,603
9	Brian Gay	1,540
10	Sean O'Hair	1,474

The Barclays Top 10

Rank	Player	Score
1	Heath Slocum	275 (-9)
T2	Ernie Els	276 (-8)
T2	Padraig Harrington	276 (-8)
T2	Steve Stricker	276 (-8)
T2	Tiger Woods	276 (-8)
T6	Freddie Jacobson	277 (-7)
T6	Nick Watney	277 (-7)
8	Webb Simpson	278 (-6)
T9	Paul Goydos	279 (-5)
T9	Ian Poulter	279 (-5)
T9	Scott Verplank	279 (-5)

Tournament:	Deutsche Bank Championship
Dates:	September 4-7, 2009
Field Size:	100 (99)
Cut:	73 players at 1-under 141
Winner:	Steve Stricker
Purse:	\$7,500,000
Course:	TPC Boston, Norton, Massachusetts
Par / Yards:	36 / 35 - 71/7,202

Top 10 FedExCup standings (entering tournament)

Rank	Player	FedExCup Points
1	Tiger Woods	4,381
2	Steve Stricker	3,105
3	Heath Slocum	2,855
4	Zach Johnson	2,229
5	Kenny Perry	2,075
6	Y.E. Yang	1,869
7	Nick Watney	1,863
8	Brian Gay	1,844
9	Lucas Glover	1,742
10	Phil Mickelson	1,712

Deutsche Bank Championship Top 10

Rank	Player	Score
1	Steve Stricker	267 (-17)
T2	Jason Dufner	268 (-16)
T2	Scott Verplank	268 (-16)
T4	Ángel Cabrera	269 (-15)
T4	Padraig Harrington	269 (-15)
T4	Dustin Johnson	269 (-15)
7	Geoff Ogilvy	270 (-14)
T8	Jim Furyk	271 (-13)
T8	Retief Goosen	271 (-13)
T8	Sean O'Hair	271 (-13)

Tournament:	BMW Championship
Dates:	September 10-13, 2009
Field Size:	70 (69)
Cut:	No Cut
Winner:	Tiger Woods
Purse:	\$7,500,000
Course:	Cog Hill G&CC, Lemont, Illinois
Par / Yards:	35 / 36 - 71/7,616

Top 10 FedExCup standings (entering tournament)

Rank	Player	FedExCup Points
1	Steve Stricker	5,605
2	Tiger Woods	4,696
3	Heath Slocum	2,855
4	Zach Johnson	2,481
5	Scott Verplank	2,266
6	Kenny Perry	2,195
7	Padraig Harrington	2,158
8	Geoff Ogilvy	2,053
9	Jason Dufner	2,037
10	Dustin Johnson	2,025

BMW Championship Top 10

Rank	Player	Score
1	Tiger Woods	265 (-19)
T2	Jim Furyk	273 (-11)
T2	Marc Leishman	273 (-11)
4	Sean O'Hair	274 (-10)
5	Zach Johnson	276 (-8)
T6	Sergio Garcia	278 (-6)
T6	Padraig Harrington	278 (-6)
T8	Kevin Na	279 (-5)
T8	Camilo Villegas	279 (-5)
T10	Luke Donald	280 (-4)
T10	Bill Haas	280 (-4)
T10	Matt Kuchar	280 (-4)
T10	Brandt Snedeker	280 (-4)
T10	Mark Wilson	280 (-4)

Tournament:	THE TOUR Championship presented by Coca-Cola
Dates:	September 24-27, 2009
Field Size:	30 (30)
Cut:	No Cut
Winner:	Phil Mickelson
Purse:	\$7,500,000
Course:	East Lake GC, Atlanta, Georgia
Par / Yards:	35 / 35 - 70/7,304

Top 10 FedExCup standings (entering tournament)

Rank	Player	FedExCup Points
1	Tiger Woods	7,196
2	Steve Stricker	5,692
3	Jim Furyk	3,108
4	Zach Johnson	3,031
5	Heath Slocum	3,005
6	Padraig Harrington	2,633
7	Sean O'Hair	2,624
8	Scott Verplank	2,416
9	Kenny Perry	2,318
10	Jason Dufner	2,224

THE TOUR Championship presented by Coca-Cola Top 10

Rank	Player	Score
1	Phil Mickelson	271 (-9)
2	Tiger Woods	274 (-6)
3	Sean O'Hair	275 (-5)
T4	Padraig Harrington	276 (-4)
T4	Kenny Perry	276 (-4)
6	Steve Stricker	277 (-3)
T7	Jim Furyk	278 (-2)
T7	Steve Marino	278 (-2)
9	Ernie Els	279 (-1)
T10	Lucas Glover	280 (E)
T10	Jerry Kelly	280 (E)
T10	John Senden	280 (E)

Final Standings

Rank	Player	FedExCup Points
1	Tiger Woods	4,000
2	Phil Mickelson	2,920
3	Steve Stricker	2,750
4	Jim Furyk	2,438
5	Sean O'Hair	2,200
6	Zach Johnson	2,073
7	Padraig Harrington	2,050
8	Heath Slocum	1,855
9	Kenny Perry	1,450
10	Scott Verplank	1,245

FedExCup Summary 2008

Tournament:	The Barclays
Dates:	August 21-24, 2008
Field Size:	144 (135)
Cut:	72 players at 1-over 143
Winner:	Vijay Singh
Purse:	\$7,000,000
Course:	Ridgewood CC, Paramus, New Jersey
Par / Yards:	35 / 36 - 71/7,319

Top 10 FedExCup standings (entering tournament)

Rank	Player	FedExCup Points
1	Tiger Woods	100,000
2	Kenny Perry	99,500
3	Phil Mickelson	99,250
4	Padraig Harrington	99,000
5	Anthony Kim	98,750
6	Stewart Cink	98,625
7	Vijay Singh	98,500
8	Justin Leonard	98,375
9	Ryuji Imada	98,250
10	Geoff Ogilvy	98,125

The Barclays Top 10

Rank	Player	Score
1	Vijay Singh	276 (-8)
T2	Sergio Garcia	276 (-8)
T2	Kevin Sutherland	276 (-8)
T4	Ben Curtis	277 (-7)
T4	Mathew Goggin	277 (-7)
T4	Kevin Streelman	277 (-7)
T7	Paul Casey	278 (-6)
T7	Martin Laird	278 (-6)
T7	Justin Leonard	278 (-6)
T7	Nicholas Thompson	278 (-6)
T7	Mike Weir	278 (-6)

Tournament:	Deutsche Bank Championship
Dates:	August 29-September 1, 2008
Field Size:	120 (115)
Cut:	86 players at 3-under 139
Winner:	Vijay Singh
Purse:	\$7,000,000
Course:	TPC Boston, Norton, Massachusetts
Par / Yards:	36 / 35 - 71/7,207

Top 10 FedExCup standings (entering tournament)

Rank	Player	FedExCup Points
1	Vijay Singh	109,500
2	Sergio Garcia	104,375
3	Kevin Sutherland	101,950
4	Phil Mickelson	101,856
5	Justin Leonard	101,830
6	Anthony Kim	101,671
7	Kenny Perry	101,624
8	Ben Curtis	100,917
9	Stewart Cink	100,815
10	Jim Furyk	100,671

Deutsche Bank Championship Top 10

Rank	Player	Score
1	Vijay Singh	262 (-22)
2	Mike Weir	267 (-17)
T3	Ernie Els	270 (-14)
T3	Camilo Villegas	270 (-14)
T5	Sergio Garcia	271 (-13)
T5	Tim Herron	271 (-13)
T7	Chad Campbell	272 (-12)
T7	Jim Furyk	272 (-12)
T7	Justin Leonard	272 (-12)
T10	Ben Crane	273 (-11)
T10	Ken Duke	273 (-11)
T10	Steve Marino	273 (-11)

Tournament:	BMW Championship
Dates:	September 4-7, 2008
Field Size:	70 (69)
Cut:	No Cut
Winner:	Camilo Villegas
Purse:	\$7,000,000
Course:	Bellerive CC, St. Louis, Missouri
Par / Yards:	35 / 35 - 70/7,324

Top 10 FedExCup standings (entering tournament)

Rank	Player	FedExCup Points
1	Vijay Singh	120,500
2	Sergio Garcia	108,275
3	Mike Weir	106,965
4	Justin Leonard	105,388
5	Jim Furyk	104,230
6	Kevin Sutherland	104,065
7	Anthony Kim	104,019
8	Phil Mickelson	103,951
9	Kenny Perry	103,714
10	Ben Curtis	103,264

BMW Championship Top 10

Rank	Player	Score
1	Camilo Villegas	265 (-15)
2	Dudley Hart	267 (-13)
T3	Jim Furyk	268 (-12)
T3	Anthony Kim	268 (-12)
T5	Stephen Ames	269 (-11)
T5	K.J. Choi	269 (-11)
T5	D.J. Trahan	269 (-11)
T8	Tim Clark	270 (-10)
T8	Hunter Mahan	270 (-10)
T10	Aaron Baddeley	271 (-9)
T10	Freddie Jacobson	271 (-9)
T10	Steve Stricker	271 (-9)

Tournament:	THE TOUR Championship presented by Coca-Cola
Dates:	September 25-28, 2008
Field Size:	30 (30)
Cut:	No Cut
Winner:	Camilo Villegas
Purse:	\$7,000,000
Course:	East Lake GC, Atlanta, Georgia
Par / Yards:	35 / 35 - 70/7,304

Top 10 FedExCup standings (entering tournament)

Rank	Player	FedExCup Points
1	Vijay Singh	122,651
2	Camilo Villegas	112,050
3	Sergio Garcia	110,900
4	Jim Furyk	109,130
5	Mike Weir	109,068
6	Anthony Kim	108,919
7	Justin Leonard	108,138
8	K.J. Choi	106,846
9	Phil Mickelson	106,701
10	Ben Curtis	106,202

THE TOUR Championship presented by Coca-Cola Top 10

Rank	Player	Score
1	Camilo Villegas	273 (-7)
2	Sergio Garcia	273 (-7)
T3	Anthony Kim	274 (-6)
T3	Phil Mickelson	274 (-6)
5	Ben Curtis	278 (-2)
T6	Ernie Els	280 (E)
T6	Jim Furyk	280 (E)
T6	Mike Weir	280 (E)
9	K.J. Choi	281 (+1)
T10	Stuart Appleby	282 (+2)
T10	Dudley Hart	282 (+2)
T10	Trevor Immelman	282 (+2)
T10	Justin Leonard	282 (+2)
T10	Billy Mayfair	282 (+2)

Final Standings

Rank	Player	FedExCup Points
1	Vijay Singh	125,101
2	Camilo Villegas	124,550
3	Sergio Garcia	119,400
4	Anthony Kim	114,419
5	Jim Furyk	113,180
6	Mike Weir	113,118
7	Phil Mickelson	112,201
8	Justin Leonard	111,638
9	Ben Curtis	110,702
10	K.J. Choi	110,646

FedExCup Summary 2007

Tournament:	The Barclays
Dates:	August 23-26, 2007
Field Size:	144 (138)
Cut:	75 players at even-par 142
Winner:	Steve Stricker
Purse:	\$7,000,000
Course:	Westchester CC, Harrison, New York
Par / Yards:	36 / 35 - 71/6,839

Top 10 FedExCup standings (entering tournament)

Rank	Player	FedExCup Points
1	Tiger Woods	100,000
2	Vijay Singh	99,000
3	Jim Furyk	98,500
4	Phil Mickelson	98,000
5	K.J. Choi	97,500
6	Rory Sabbatini	97,250
7	Zach Johnson	97,000
8	Charles Howell III	96,750
9	Brandt Snedeker	96,500
10	Adam Scott	96,250

The Barclays Top 10

Rank	Player	Score
1	Steve Stricker	268 (-16)
2	K.J. Choi	270 (-14)
3	Rory Sabbatini	271 (-13)
T4	Mark Calcavecchia	272 (-12)
T4	Ernie Els	272 (-12)
T4	Geoff Ogilvy	272 (-12)
T7	Rich Beem	273 (-11)
T7	Phil Mickelson	273 (-11)
T9	Robert Garrigus	274 (-10)
T9	Jerry Kelly	274 (-10)
T9	Ian Poulter	274 (-10)

Tournament:	Deutsche Bank Championship
Dates:	August 31-September 3, 2007
Field Size:	120 (115)
Cut:	75 players at 1-over 143
Winner:	Phil Mickelson
Purse:	\$7,000,000
Course:	TPC Boston, Norton, Massachusetts
Par / Yards:	36 / 35 - 71/7,207

Top 10 FedExCup standings (entering tournament)

Rank	Player	FedExCup Points
1	Steve Stricker	104,950
2	K.J. Choi	102,900
3	Rory Sabbatini	100,650
4	Tiger Woods	100,000
5	Phil Mickelson	99,613
6	Vijay Singh	99,000
7	Jim Furyk	98,850
8	Zach Johnson	97,350
9	Adam Scott	97,150
10	Ernie Els	96,967

Deutsche Bank Championship Top 10

Rank	Player	Score
1	Phil Mickelson	268 (-16)
T2	Arron Oberholser	270 (-14)
T2	Brett Wetterich	270 (-14)
T2	Tiger Woods	270 (-14)
5	Aaron Baddeley	273 (-11)
T6	Geoff Ogilvy	274 (-10)
T6	Rory Sabbatini	274 (-10)
8	Robert Allenby	275 (-9)
T9	Freddie Jacobson	276 (-8)
T9	Troy Matteson	276 (-8)
T9	Sean O'Hair	276 (-8)
T9	Steve Stricker	276 (-8)
T9	Camilo Villegas	276 (-8)

Tournament:	BMW Championship
Dates:	September 6-9, 2007
Field Size:	70 (66)
Cut:	No Cut
Winner:	Tiger Woods
Purse:	\$7,000,000
Course:	Cog Hill G&CC, Lemont, Illinois
Par / Yards:	35 / 36 - 71/7,326

Top 10 FedExCup standings (entering tournament)

Rank	Player	FedExCup Points
1	Phil Mickelson	108,613
2	Steve Stricker	106,200
3	Tiger Woods	103,733
4	K.J. Choi	102,900
5	Rory Sabbatini	102,388
6	Vijay Singh	99,108
7	Jim Furyk	98,963
8	Geoff Ogilvy	97,954
9	Adam Scott	97,827
10	Zach Johnson	97,623

BMW Championship Top 10

Rank	Player	Score
1	Tiger Woods	262 (-22)
2	Aaron Baddeley	264 (-20)
3	Steve Stricker	266 (-18)
4	Adam Scott	270 (-14)
T5	Tim Clark	271 (-13)
T5	Justin Rose	271 (-13)
T7	Stewart Cink	272 (-12)
T7	Camilo Villegas	272 (-12)
9	Sergio Garcia	274 (-10)
T10	Jonathan Byrd	275 (-9)
T10	Carl Pettersson	275 (-9)
T10	Ian Poulter	275 (-9)
T10	Rory Sabbatini	275 (-9)

Tournament:	THE TOUR Championship presented by Coca-Cola
Dates:	September 13-16, 2007
Field Size:	30 (30)
Cut:	No Cut
Winner:	Tiger Woods
Purse:	\$7,000,000
Course:	East Lake GC, Atlanta, Georgia
Par / Yards:	35 / 35 - 70/7,154

Top 10 FedExCup standings (entering tournament)

Rank	Player	FedExCup Points
1	Tiger Woods	112,733
2	Steve Stricker	109,600
3	Phil Mickelson	108,613
4	Rory Sabbatini	103,588
5	K.J. Choi	103,100
6	Aaron Baddeley	102,800
7	Adam Scott	100,227
8	Jim Furyk	99,838
9	Vijay Singh	99,214
10	Sergio Garcia	98,277

THE TOUR Championship presented by Coca-Cola Top 10

Rank	Player	Score
1	Tiger Woods	257 (-23)
T2	Mark Calcavecchia	265 (-15)
T2	Zach Johnson	265 (-15)
4	Sergio Garcia	266 (-14)
T5	Hunter Mahan	269 (-11)
T5	Scott Verplank	269 (-11)
T7	Tim Clark	270 (-10)
T7	Vijay Singh	270 (-10)
T9	Rory Sabbatini	271 (-9)
T9	Camilo Villegas	271 (-9)

Final Standings

Rank	Player	FedExCup Points
1	Tiger Woods	123,033
2	Steve Stricker	110,455
3	Phil Mickelson	109,358
4	Rory Sabbatini	105,193
5	K.J. Choi	103,765
6	Aaron Baddeley	103,350
7	Zach Johnson	102,873
8	Mark Calcavecchia	102,069
9	Sergio Garcia	101,077
10	Vijay Singh	101,064

SECTION 5

ALL-TIME RECORDS



THE 2020-21



MEDIA GUIDE

Scoring

Round-By-Round Scoring

Lowest 9-Hole Score

Score	Player	Tournament	Course	Course Par	Front/Back	RTP Score
26	Corey Pavin	2006 U.S. Bank Championship in Milwaukee	Brown Deer Park GC	34	Front Nine	-8
27	Dustin Johnson	2020 THE NORTHERN TRUST	TPC Boston	36	Front Nine	-9
	Brandt Snedeker	2018 Wyndham Championship	Sedgefield CC	35	Front Nine	-8
	Jim Furyk	2016 Travelers Championship	TPC River Highlands	35	Front Nine	-8
	Ryan Palmer	2015 Humana Challenge in partnership with the Clinton Foundation	PGA West (Nicklaus)	36	Back Nine	-9
	Sergio Garcia	2014 World Golf Championships-Bridgestone Invitational	Firestone CC (South)	35	Back Nine	-8
	Paul Casey	2014 HP Byron Nelson Championship	TPC Four Seasons Resort	35	Back Nine	-8
	Nick Watney	2011 AT&T National	Aronimink GC	35	Back Nine	-8
	Chris Riley	2009 Legends Reno-Tahoe Open	Montreux G&CC	36	Front Nine	-9
	Brandt Snedeker	2007 Buick Invitational	Torrey Pines (North)	36	Back Nine	-9
	Robert Gamez	2004 Bob Hope Chrysler Classic	Indian Wells CC	36	Front Nine	-9
	Billy Mayfair	2001 Buick Open	Warwick Hills G&CC	36	Back Nine	-9
	Andy North	1975 B.C. Open	En-Joie GC	34	Back Nine	-7
	Mike Souchak	1955 Texas Open	Brackenridge Park GC	35	Back Nine	-8

Lowest 18-Hole Score

Score	Player	Tournament	Round	Front-Back Scores	RTP Score	Total Eagles	Total Birdies	Finish Position
58	Jim Furyk	2016 Travelers Championship	4	27-31	-12	1	10	T5
59	Scottie Scheffler	2020 THE NORTHERN TRUST	2	30-29	-12	0	12	T4
	Kevin Chappell	2020 A Military Tribute at The Greenbrier	2	31-28	-11	0	11	T47
	Brandt Snedeker	2018 Wyndham Championship	1	27-32	-11	1	10	1
	Adam Hadwin	2017 CareerBuilder Challenge	3	29-30	-13	0	13	2
	Justin Thomas	2017 Sony Open in Hawaii	1	30-29	-11	2	8	1
	Jim Furyk	2013 BMW Championship	2	31-28	-12	1	11	3
	Stuart Appleby	2010 The Greenbrier Classic	4	28-31	-11	1	9	1
	Paul Goydos	2010 John Deere Classic	1	31-28	-12	0	12	2
	David Duval	1999 Bob Hope Chrysler Classic	5	31-28	-13	1	11	1
	Chip Beck	1991 Las Vegas Invitational	3	30-29	-13	0	13	T3
	Al Geiberger	1977 Danny Thomas Memphis Classic	2	29-30	-13	1	11	1
60	Dustin Johnson	2020 THE NORTHERN TRUST	2	27-33	-11	2	7	1
	Mackenzie Hughes	2020 Travelers Championship	1	31-29	-10	0	10	T3
	Brandt Snedeker	2019 RBC Canadian Open	2	29-31	-10	1	8	T4
	Phil Mickelson	2019 Desert Classic	1	30-30	-12	1	10	T2
	Scott Stallings	2017 Barbasol Championship	3	29-31	-11	1	10	T3
	Chad Collins	2017 Barbasol Championship	2	30-30	-11	0	11	2
	Kevin Kisner	2017 Sony Open in Hawaii	3	30-30	-10	0	10	T4
	Rod Pampling	2017 Shriners Hospitals for Children Open	1	29-31	-11	2	7	1
	Si Woo Kim	2016 Wyndham Championship	2	31-29	-10	1	8	1
	Jhonattan Vegas	2016 Barbasol Championship	2	32-28	-11	2	8	T4
	Sung Kang	2016 AT&T Pebble Beach Pro-Am	2	29-31	-11	1	9	T17
	J.J. Henry	2014 Shriners Hospitals for Children Open	1	28-32	-11	1	9	T15
	Keegan Bradley	2013 HP Byron Nelson Championship	1	29-31	-10	1	10	2
	Phil Mickelson	2013 Waste Management Phoenix Open	1	31-29	-11	0	11	1
	Tommy Gainey	2012 The McGladrey Classic	4	31-29	-10	1	8	1
	Patrick Cantlay	2011 Travelers Championship	2	30-30	-10	1	8	
	J.B. Holmes	2010 The Greenbrier Classic	3	30-30	-10	0	11	T16
	Carl Pettersson	2010 RBC Canadian Open	3	31-29	-10	2	7	1
	Steve Stricker	2010 John Deere Classic	1	30-30	-11	0	11	1
	Zach Johnson	2009 Valero Texas Open	3	30-30	-10	1	8	1
	Zach Johnson	2007 THE TOUR Championship presented by Coca-Cola	3	31-29	-10	1	8	T2
	Justin Rose	2006 FUNAI Classic at the WALT DISNEY WORLD Resort	1	29-31	-12	0	12	4
	Arron Oberholser	2006 EDS Byron Nelson Championship	2	30-30	-10	0	10	T13
	Pat Perez	2006 Bob Hope Chrysler Classic	1	30-30	-12	0	12	73
	Phil Mickelson	2005 FBR Open	2	29-31	-11	1	9	1
	Bart Bryant	2004 Valero Texas Open	3	29-31	-10	0	10	1
	Robert Gamez	2004 Bob Hope Chrysler Classic	3	27-33	-12	1	10	T50
	Mark Calcavecchia	2001 Phoenix Open	2	29-31	-11	0	11	1
	Tommy Armour III	1999 Las Vegas Invitational	2	30-30	-12	2	9	T10
	Steve Lowery	1997 Buick Challenge	4	29-31	-12	2	8	T3
	Grant Waite	1996 Phoenix Open	4	31-29	-11	2	7	T14
	Davis Love III	1994 United Airlines Hawaiian Open	2	31-29	-12	3	6	2
	David Frost	1990 Northern Telecom Tucson Open	2	29-31	-12	2	9	T8
	Sam Snead	1957 Dallas Open Invitational	2	0-0	-11	0	0	1
	Mike Souchak	1955 Texas Open	1	0-0	-11	0	0	1
	Tommy Bolt	1954 Insurance City Open	2	0-0	-11	0	0	1
	Wally Ulrich	1954 Virginia Beach Open	2	0-0	-9	0	0	9
	Ted Kroll	1954 Texas Open	3	0-0	-11	0	0	T9
	Bill Nary	1952 El Paso Open	3	0-0	-11	0	0	T11
	Al Brosch	1951 Texas Open	3	0-0	-11	0	0	4

Lowest 36-Hole Score (Opening)

Score	Player	Tournament	Round Scores	RTP Score	Finish Position
123	Justin Thomas	2017 Sony Open in Hawaii	59-64	-17	1
124	Jason Day	2015 BMW Championship	61-63	-18	1
	David Toms	2011 Crowne Plaza Invitational at Colonial	62-62	-16	1
	Pat Perez	2009 The 50th Bob Hope Classic hosted by Arnold Palmer	61-63	-20	1
125	Jhonattan Vegas	2016 Barbasol Championship	65-60	-17	T4
	Phil Mickelson	2013 Waste Management Phoenix Open	60-65	-17	1
	Carl Pettersson	2008 Wyndham Championship	64-61	-15	1
	Corey Pavin	2006 U.S. Bank Championship in Milwaukee	61-64	-15	1
	Tom Lehman	2001 Invensys Classic at Las Vegas	63-62	-19	T2
	Mark Calcavecchia	2001 Phoenix Open	65-60	-17	1
	Tiger Woods	2000 World Golf Championships-NEC Invitational	64-61	-15	1
126	Sung Kang	2019 AT&T Byron Nelson	65-61	-16	1
	Matt Kuchar	2019 Sony Open in Hawaii	63-63	-14	1
	Brandt Snedeker	2018 Wyndham Championship	59-67	-14	1
	Marc Leishman	2017 BMW Championship	62-64	-16	1
	Patrick Reed	2014 Humana Challenge in partnership with the Clinton Foundation	63-63	-18	1
	Russell Henley	2013 Sony Open in Hawaii	63-63	-14	1
	Jeff Overton	2010 The Greenbrier Classic	64-62	-14	2
	Steve Stricker	2010 John Deere Classic	60-66	-16	1
	Justin Rose	2010 Travelers Championship	64-62	-14	T9
	Steve Stricker	2009 Crowne Plaza Invitational at Colonial	63-63	-14	1
	Briny Baird	2009 The 50th Bob Hope Classic hosted by Arnold Palmer	63-63	-18	T42
	Matt Kuchar	2008 Justin Timberlake Shriners Hospitals for Children Open	63-63	-18	2
	Marc Turnesa	2008 Justin Timberlake Shriners Hospitals for Children Open	62-64	-18	1
	Jesper Parnevik	2007 Valero Texas Open	61-65	-14	2
	Scott Verplank	2003 Las Vegas Invitational	64-62	-17	4
	Steve Flesch	2003 Las Vegas Invitational	62-64	-17	T6
	Tommy Armour III	2003 Valero Texas Open	64-62	-14	1
	Joe Durant	2001 Bob Hope Chrysler Classic	65-61	-18	1
	David Frost	1999 FedEx St. Jude Classic	63-63	-16	T15
	Steve Jones	1997 Phoenix Open	62-64	-16	1
	Rick Fehr	1996 Las Vegas Invitational	64-62	-17	T5
	John Cook	1996 FedEx St. Jude Classic	64-62	-16	1
	Paul Azinger	1989 Texas Open	64-62	-14	2
	Tommy Bolt	1954 Virginia Beach Open	64-62	-12	2

Lowest 36-Hole Score (Consecutive)

Score	Player	Tournament	Round Number	Round Number	Round Scores	RTP Score	Finish Position
122	Troy Matteson	2009 Frys.com Open	2	3	61-61	-18	1
123	Kevin Na	2020 Shriners Hospitals for Children Open	2	3	62-61	-19	1
	Patrick Rodgers	2019 The RSM Classic	3	4	61-62	-17	2
	Justin Thomas	2017 Sony Open in Hawaii	1	2	59-64	-17	1
	Steve Stricker	2009 The 50th Bob Hope Classic hosted by Arnold Palmer	3	4	61-62	-21	T3
124	Dustin Johnson	2020 THE NORTHERN TRUST	2	3	60-64	-18	1
	Jim Herman	2020 Wyndham Championship	3	4	61-63	-16	1
	Tommy Fleetwood	2018 BMW Championship	2	3	62-62	-16	T8
	Si Woo Kim	2016 Wyndham Championship	2	3	60-64	-16	1
	Jason Day	2015 BMW Championship	1	2	61-63	-18	1
	David Toms	2011 Crowne Plaza Invitational at Colonial	1	2	62-62	-16	1
	Stuart Appleby	2010 The Greenbrier Classic	3	4	65-59	-16	1
	Pat Perez	2009 The 50th Bob Hope Classic hosted by Arnold Palmer	1	2	61-63	-20	1
	Mark Calcavecchia	2001 Phoenix Open	2	3	60-64	-18	1

Lowest 54-Hole Score (Opening)

Score	Player	Tournament	Round Scores	RTP Score	Finish Position
188	Justin Thomas	2017 Sony Open in Hawaii	59-64-65	-22	1
	Steve Stricker	2010 John Deere Classic	60-66-62	-25	1
189	Patrick Reed	2014 Humana Challenge in partnership with the Clinton Foundation	63-63-63	-27	1
	Phil Mickelson	2013 Waste Management Phoenix Open	60-65-64	-24	1
	Tommy Armour III	2003 Valero Texas Open	64-62-63	-21	1
	Mark Calcavecchia	2001 Phoenix Open	65-60-64	-24	1
	John Cook	1996 FedEx St. Jude Classic	64-62-63	-24	1
191	Dustin Johnson	2020 THE NORTHERN TRUST	67-60-64	-22	1
	Kevin Na	2020 Shriners Hospitals for Children Open	68-62-61	-22	1
	Michael Kim	2018 John Deere Classic	63-64-64	-22	1
	Pat Perez	2009 The 50th Bob Hope Classic hosted by Arnold Palmer	61-63-67	-25	1
	Carl Pettersson	2008 Wyndham Championship	64-61-66	-19	1
	Tiger Woods	2007 THE TOUR Championship presented by Coca-Cola	64-63-64	-19	1
	Ben Crane	2005 U. S. Bank Championship in Milwaukee	62-65-64	-19	1
	Steve Jones	1997 Phoenix Open	62-64-65	-22	1
	Gay Brewer	1967 Pensacola Open Invitational	66-64-61	-25	1
	Johnny Palmer	1954 Texas Open	65-62-64	-22	1
192	Si Woo Kim	2020 Wyndham Championship	65-65-62	-18	T3
	Brendon Todd	2020 Travelers Championship	66-65-61	-18	T11
	Jim Herman	2019 Barbasol Championship	65-65-62	-24	1
	Matt Kuchar	2019 Sony Open in Hawaii	63-63-66	-18	1
	Si Woo Kim	2016 Wyndham Championship	68-60-64	-18	1
	Jeff Overton	2010 The Greenbrier Classic	64-62-66	-18	2
	Jesper Parnevik	2007 Valero Texas Open	61-65-66	-18	2
	Kenny Perry	2005 Bank of America Colonial	65-63-64	-18	1
	Steve Flesch	2003 Las Vegas Invitational	62-64-66	-23	T6
	Scott Verplank	2003 Las Vegas Invitational	64-62-66	-23	4
	Tiger Woods	2000 World Golf Championships-NEC Invitational	64-61-67	-18	1
	Bob Gilder	1982 Manufacturers Hanover Westchester Classic	64-63-65	-21	1
	Mike Souchak	1955 Texas Open	60-68-64	-21	1
	Jim Ferrier	1952 Empire State Open	63-67-62	-18	1

Lowest 54-Hole Score (Consecutive)

Score	Player	Tournament	Rounds	Round Scores	RTP Score	Finish Position
187	Dustin Johnson	2020 THE NORTHERN TRUST	2-4	60-64-63	-26	1
188	Justin Thomas	2017 Sony Open in Hawaii	1-3	59-64-65	-22	1
	Steve Stricker	2010 John Deere Classic	1-3	60-66-62	-25	1
189	Patrick Reed	2014 Humana Challenge in partnership with the Clinton Foundation	1-3	63-63-63	-27	1
	Phil Mickelson	2013 Waste Management Phoenix Open	1-3	60-65-64	-24	1
	Tommy Armour III	2003 Valero Texas Open	1-3	64-62-63	-21	1
	Mark Calcavecchia	2001 Phoenix Open	1-3	65-60-64	-24	1
	John Cook	1996 FedEx St. Jude Classic	1-3	64-62-63	-24	1
	Chandler Harper	1954 Texas Open	2-4	63-63-63	-24	1

Low Score in 72-Hole Event

Score	Player	Tournament	Round Scores	RTP Score	Finish Position
253	Justin Thomas	2017 Sony Open in Hawaii	59-64-65-65	-27	1
254	Dustin Johnson	2020 THE NORTHERN TRUST	67-60-64-63	-30	1
	Tommy Armour III	2003 Valero Texas Open	64-62-63-65	-26	1
256	Phil Mickelson	2013 Waste Management Phoenix Open	60-65-64-67	-28	1
	Russell Henley	2013 Sony Open in Hawaii	63-63-67-63	-24	1
	Mark Calcavecchia	2001 Phoenix Open	65-60-64-67	-28	1
257	Michael Kim	2018 John Deere Classic	63-64-64-66	-27	1
	Jimmy Walker	2015 Sony Open in Hawaii	66-66-62-63	-23	1
	Tiger Woods	2007 THE TOUR Championship presented by Coca-Cola	64-63-64-66	-23	1
	Mike Souchak	1955 Texas Open	60-68-64-65	-27	1
	J.T. Poston	2019 Wyndham Championship	65-65-66-62	-22	1
258	Rory McIlroy	2019 RBC Canadian Open	67-66-64-61	-22	1
	Matt Kuchar	2019 Sony Open in Hawaii	63-63-66-66	-22	1
	Henrik Stenson	2017 Wyndham Championship	62-66-66-64	-22	1
	Stuart Appleby	2010 The Greenbrier Classic	66-68-65-59	-22	1
	Steve Stricker	2010 John Deere Classic	60-66-62-70	-26	1
	Kenny Perry	2009 Travelers Championship	61-68-66-63	-22	1
	Steve Jones	1997 Phoenix Open	62-64-65-67	-26	1
	John Cook	1996 FedEx St. Jude Classic	64-62-63-69	-26	1
	Donnie Hammond	1989 Texas Open	65-64-65-64	-22	1

Most Strokes Under Par in 72-Hole Event (Since 1950)

RTP Score	Player	Tournament	Score	Finish Position
-31	Ernie Els	2003 Mercedes Championships	261	1
-30	Dustin Johnson	2020 THE NORTHERN TRUST	254	1
	Jordan Spieth	2016 Hyundai Tournament of Champions	262	1
-28	Patrick Reed	2014 Humana Challenge in partnership with the Clinton Foundation	260	1
	Phil Mickelson	2013 Waste Management Phoenix Open	256	1
	Phil Mickelson	2006 BellSouth Classic	260	1
	Mark Calcavecchia	2001 Phoenix Open	256	1
	John Huston	1998 United Airlines Hawaiian Open	260	1
-27	Michael Kim	2018 John Deere Classic	257	1
	Justin Thomas	2017 Sony Open in Hawaii	253	1
	Jonathan Byrd	2002 Buick Challenge	261	1
	Mike Souchak	1955 Texas Open	257	1

Most Birdies in 72-Hole Event

Birdies	Player	Tournament
32	Paul Gow	2001 B. C. Open
	Mark Calcavecchia	2001 Phoenix Open
31	Andrew Landry	2020 The American Express
	Nicholas Thompson	2013 Humana Challenge in partnership with the Clinton Foundation
	Jeff Overton	2013 Humana Challenge in partnership with the Clinton Foundation
	Steve Stricker	2010 John Deere Classic
	Tommy Gainey	2008 Children's Miracle Network Classic presented by Wal-Mart
	Phil Mickelson	2006 BellSouth Classic
	John Huston	1998 United Airlines Hawaiian Open

In-Round Scoring Records

Longest Birdie Streak

Streak	Player	Tournament	Round	Course	Round Score	Finish Position
9	Kevin Chappell	2020 A Military Tribute at The Greenbrier	2	The Old White TPC	59	T47
	Mark Calcavecchia	2009 RBC Canadian Open	2	Glen Abbey GC	65	T8
8	Scott Piercy	2011 Reno-Tahoe Open	3	Montreux G&CC	61	1
	Chris Stroud	2011 Mayakoba Golf Classic at Riviera Maya-Cancun	2	El Camaleon GC	63	4
	Jerry Kelly	2003 Las Vegas Invitational	3	TPC Summerlin	65	T9
	J.P. Hayes	2002 Bob Hope Chrysler Classic	1	PGA West (Palmer)	65	T16
	Edward Fryatt	2000 Doral-Ryder Open	2	Doral CC (Blue)	62	T9
	Dewey Arnette	1987 Buick Open	1	Warwick Hills G&CC	65	T47
	Fuzzy Zoeller	1976 Ed McMahon-Jaycees Quad Cities Open	1	Oakwood CC	63	2
	Bob Goalby	1961 St. Petersburg Open Invitational	4	Pasadena GC	65	1

Longest Birdie-Eagle Streak

Streak	Player	Tournament	Round	Course	Holes
8	Ryan Palmer	2015 Humana Challenge in partnership with the Clinton Foundation	2	PGA West (Nicklaus)	E-B-B-B-E-B-B-B
	Briny Baird	2003 FUNAI Classic at the WALT DISNEY WORLD Resort	2	Palm GC	E-B-B-B-B-B-B-B
	Billy Mayfair	2001 Buick Open	4	Warwick Hills G&CC	B-E-B-B-B-B-B-B
7	Kevin Na	2016 CareerBuilder Challenge in partnership with the Clinton Foundation	3	PGA West (Tournament)	B-B-B-B-E-B-B
	Brandt Snedeker	2007 Buick Invitational	1	Torrey Pines (North)	B-B-B-B-E-B-B
	Davis Love III	2001 AT&T Pebble Beach National Pro-Am	4	Pebble Beach Golf Links	B-E-B-B-B-B-B
	John Huston	1997 Bob Hope Chrysler Classic	5	Indian Wells CC	B-B-B-B-B-B-E
	Jeff Sluman	1992 Centel Western Open	3	Cog Hill G&CC	B-B-B-B-B-B-E
	Webb Heintzelman	1989 Las Vegas Invitational	3	Spanish Trail G&CC	B-B-B-B-B-E-B
	Al Geiberger	1977 Danny Thomas Memphis Classic	2	Colonial CC (South)	B-B-B-B-E-B-B

Longest Birdie Streak to Win

Streak	Player	Tournament	Holes
7	Kevin Streelman	2014 Travelers Championship	last 7 holes
6	Mike Souchak	1956 St. Paul Open	last 6 holes
5	Kevin Tway	2019 Safeway Open	last 2 holes and 3 playoff holes
	Russell Henley	2013 Sony Open in Hawaii	last 5 holes
	Jack Nicklaus	1978 Jackie Gleason-Inverrary Classic	last 5 holes
	Tom Weiskopf	1971 Kemper Open	last 4 holes and 1 playoff hole

Putting Records

Fewest Putts (18 Holes)

Putts	Player	Tournament	Round	Course
18	Xinjun Zhang	2020 Arnold Palmer Invitational presented by Mastercard	3	Bay Hill Club & Lodge
	Gary Woodland	2019 THE PLAYERS Championship	4	TPC Sawgrass
	Sung Kang	2017 CIMB Classic	2	TPC Kuala Lumpur
	Blake Adams	2010 Verizon Heritage	2	Harbour Town GL
	Ken Duke	2009 World Golf Championships-CA Championship	3	Doral Golf Resort and Spa
	Corey Pavin	2000 Bell Canadian Open	2	Glen Abbey GC
	Jim McGovern	1992 Federal Express St. Jude Classic	2	TPC Southwind
	Andy North	1990 Anheuser-Busch Golf Classic	2	Kingsmill GC
	Kenny Knox	1989 MCI Heritage Golf Classic	1	Harbour Town GL
	Mike McGee	1987 Federal Express St. Jude Classic	1	Colonial CC (South)
	Sam Trahan	1979 IVB-Philadelphia Golf Classic	4	Whitemarsh Valley CC

Fewest Putts (72 Holes)

Putts	Player	Tournament	Course
92	David Frost	2005 MCI Heritage	Harbour Town GL
93	Brian Gay	2013 World Golf Championships-Cadillac Championship	TPC Blue Monster at Doral
	Mark Calcavecchia	2002 Greater Greensboro Chrysler Classic	Forest Oaks CC
	Kenny Knox	1989 MCI Heritage Golf Classic	Harbour Town GL
94	Bob Tway	1986 Sea Pines Heritage	Harbour Town GL
	George Archer	1980 Sea Pines Heritage	Harbour Town GL

Fewest Putts (9 Holes)

Putts	Player	Tournament	Round	Course	Front/Back
6	Marcus Fraser	2017 CIMB Classic	2	TPC Kuala Lumpur	Front Nine
	Chris Riley	2003 The Honda Classic	1	CC at Mirasol (Sunset)	Back Nine
	Stan Utley	2002 Air Canada Championship	2	Northview G&CC	Front Nine
7	Bill Nary	1952 El Paso Open	3	El Paso CC	Back Nine

The Last Time

Last to Make Back-to-Back Eagles

Player	Tournament	Round	Course	Hole	Hole
Brendon Todd	2020 The American Express	3	La Quinta CC	5	6
Benjamin Hebert	2020 World Golf Championships-HSBC Champions	1	Sheshan International GC	2	3
Charles Howell III	2020 Shriners Hospitals for Children Open	3	TPC Summerlin	15	16
Scott Stallings	2020 Sanderson Farms Championship	1	CC of Jackson	14	15
Sepp Straka	2019 THE NORTHERN TRUST	1	Liberty National GC	5	6
Patton Kizzire	2019 Wyndham Championship	2	Sedgefield CC	5	6
Case Cochran	2019 Barbasol Championship	2	Keene Trace Golf Club	7	8
Tommy Fleetwood	2019 World Golf Championships-Mexico Championship	2	Club de Golf Chapultepec	1	2
Patton Kizzire	2019 Mayakoba Golf Classic	1	El Camaleon GC	5	6
J.B. Holmes	2018 FedEx St. Jude Classic	2	TPC Southwind	2	3
Cody Gribble	2018 AT&T Byron Nelson	3	Trinity Forest Golf Club	14	15
John Peterson	2018 Wells Fargo Championship	1	Quail Hollow Club	7	8
Johnson Wagner	2018 Wells Fargo Championship	1	Quail Hollow Club	14	15
Webb Simpson	2018 Masters Tournament	4	Augusta National GC	7	8
Graham DeLaet	2017 PGA Championship	3	Quail Hollow-PGA Championship	14	15
Marc Leishman	2017 OHL Classic at Mayakoba	2	El Camaleon GC	7	8
Aaron Wise	2017 OHL Classic at Mayakoba	1	El Camaleon GC	4	5
Charl Schwartzel	2016 TOUR Championship	3	East Lake GC	6	7
Nick Taylor	2016 CareerBuilder Challenge in partnership with the Clinton Foundation	2	PGA WEST TPC Stadium Course	5	6
Jason Dufner	2015 the Memorial Tournament presented by Nationwide	2	Muirfield Village GC	15	16

Last to Make Back-to-Back Eagles to Start a Round

Player	Tournament	Round	Course	Hole	Hole
Tommy Fleetwood	2019 World Golf Championships-Mexico Championship	2	Club de Golf Chapultepec	1	2
Sean O'Hair	2009 World Golf Championships-CA Championship	1	Doral Golf Resort and Spa	1	2

Last to Make Four Eagles in One Round

Player	Tournament	Round	Course	Hole	Hole	Hole	Hole
Scott McCarron	1995 Bob Hope Chrysler Classic	2	Indian Wells CC	5	8	17	18
Willie Wood	1990 AT&T Pebble Beach National Pro-Am	3	Cypress Point CC	2	5	6	12

Last to Make a Triple Bogey in Final Round and go on to Win

Player	Tournament	Course	Hole
Viktor Hovland	2020 Puerto Rico Open	Grand Reserve Country Club	11
Kevin Na	2020 Shriners Hospitals for Children Open	TPC Summerlin	10
Rickie Fowler	2019 Waste Management Phoenix Open	TPC Scottsdale	11
Keegan Bradley	2011 PGA Championship	Atlanta Athletic Club	15

Last to Make a Quadruple Bogey and go on to Win

Player	Tournament	Round	Course	Hole
Adam Scott	2016 The Honda Classic	3	PGA National (Champion)	15
Phil Mickelson	2009 THE TOUR Championship presented by Coca-Cola	1	East Lake GC	14
David Toms	2003 Wachovia Championship	4	Quail Hollow Club	18
David Graham	1983 Houston Coca-Cola Open	3	Woodlands CC	1

Last to Make Double Eagle and Hole-in-One in Same Round

Player	Tournament	Round	Course	Holes
Nicholas Thompson	2009 Frys.com Open	3	Grayhawk GC (Raptor)	double eagle on par-5 No. 11 and hole-in-one on par-3 No. 13 (7-iron, 199 yards).

Last Time two Double Eagles in the Same Tournament

Tournament	Player	Round	Hole	Player	Round	Hole
2015 Arnold Palmer Invitational presented by MasterCard	Daniel Berger	3	6	Zach Johnson	4	16

Last to Make a Hole-in-One, Eagle-2 and Eagle-3 in the Same Tournament

Player	Tournament
Steve Marino	2019 Desert Classic
Danny Lee	2019 CIMB Classic
Steve Stricker	2011 the Memorial Tournament presented by Nationwide Insurance
Rocco Mediate	2010 Frys.com Open

Last to Make a 2, 3, 4, 5 on Par-5s in Same Round

Player	Tournament	Round	Course
Daniel Berger	2015 Arnold Palmer Invitational presented by MasterCard	3	Bay Hill Club & Lodge
Geoff Ogilvy	2006 The Honda Classic	1	CC at Mirasol (Sunset)

Last Amateur to Shoot 60 or Better

Score	Player	Tournament	Round
60	Patrick Cantlay	2011 Travelers Championship	2

Last to Shoot his Age

Player	Score	Age	Tournament	Round	Course	Finish	Comments
Arnold Palmer	71	71 years, 5 months, 7 days	2001 Bob Hope Chrysler Classic	4	PGA West (Palmer)	Cut	Course: PGA West; Fourth round; 71

Wins and Finishes

Wins

Most Career Wins (Top 50)

Rank	Wins	Player	Rank	Wins	Player	Rank	Wins	Player	Rank	Wins	Player
T1	82	Sam Snead	15	31	Jimmy Demaret	T28	22	Johnny Farrell	T39	19	Tom Kite
	82	Tiger Woods	16	30	Horton Smith		22	Raymond Floyd		19	Bill Mehlhorn
3	73	Jack Nicklaus	T17	29	Harry Cooper	T31	21	Davis Love III	T45	18	Julius Boros
4	64	Ben Hogan		29	Gene Littler		21	Willie MacFarlane		18	Jim Ferrier
5	62	Arnold Palmer		29	Lee Trevino		21	Lanny Wadkins		18	E. Harrison
6	52	Byron Nelson	T20	28	Leo Diegel		21	Craig Wood		18	Rory McIlroy
7	51	Billy Casper		28	Paul Runyan	T35	20	Hale Irwin		18	Nick Price
8	45	Walter Hagen	22	26	Henry Picard		20	Greg Norman	T50	17	Bobby Cruickshank
9	44	Phil Mickelson	T23	25	Tommy Armour		20	Johnny Revolta		17	Jim Furyk
T10	39	Cary Middlecoff		25	Johnny Miller		20	Doug Sanders		17	Harold McSpaden
	39	Tom Watson	T25	24	Gary Player	T39	19	Ben Crenshaw		17	Curtis Strange
12	38	Gene Sarazen		24	Macdonald Smith		19	Ernie Els			
13	36	Lloyd Mangrum	27	23	Dustin Johnson		19	Doug Ford			
14	34	Vijay Singh	T28	22	Jim Barnes		19	Hubert Green			

Most Wins in One Season

Wins	Player	Season	Wins	Player	Season	Wins	Player	Season
18	Byron Nelson	1945	9	Paul Runyan	1933	8	Byron Nelson	1944
13	Ben Hogan	1946	8	Tiger Woods	2006		Sam Snead	1938
11	Sam Snead	1950		Tiger Woods	1999		Gene Sarazen	1930
10	Ben Hogan	1948		Johnny Miller	1974		Horton Smith	1929
9	Vijay Singh	2004		Arnold Palmer	1962			
	Tiger Woods	2000		Arnold Palmer	1960			

Most Wins at One Tournament

Wins	Player	Tournament	Seasons
8	Tiger Woods	Arnold Palmer Invitational presented by MasterCard	2013, 2000, 2001, 2002, 2003, 2008, 2009, 2012
	Tiger Woods	World Golf Championships-Bridgestone Invitational	2013, 1999, 2000, 2001, 2005, 2006, 2007, 2009
	Sam Snead	Greater Greensboro Open	1938, 1946, 1949, 1950, 1955, 1956, 1960, 1965
7	Tiger Woods	Buick Invitational	2013, 1999, 2003, 2005, 2006, 2007, 2008
	Tiger Woods	World Golf Championships-CA Championship	2013, 1999, 2002, 2003, 2005, 2006, 2007
6	Jack Nicklaus	Masters Tournament	1963, 1965, 1966, 1972, 1975, 1986
	Sam Snead	Miami Open	1937, 1939, 1946, 1950, 1951, 1955
	Alex Ross	North & South Open	1902, 1904, 1907, 1908, 1910, 1915
	Harry Vardon	The Open Championship	1896, 1898, 1899, 1903, 1911, 1914
5	Tiger Woods	Masters Tournament	1997, 2001, 2002, 2005, 2019
	Phil Mickelson	AT&T Pebble Beach Pro-Am	1998, 2005, 2007, 2012, 2019
	Tiger Woods	the Memorial Tournament presented by Nationwide Insurance	1999, 2000, 2001, 2009, 2012
	Tiger Woods	BMW Championship	1997, 1999, 2003, 2007, 2009
	Davis Love III	MCI Heritage	1987, 1991, 1992, 1998, 2003
	Mark O'Meara	AT&T Pebble Beach National Pro-Am	1985, 1989, 1990, 1992, 1997
	Tom Watson	The Open Championship	1975, 1977, 1980, 1982, 1983
	Jack Nicklaus	PGA Championship	1963, 1971, 1973, 1975, 1980
	Jack Nicklaus	MONY Tournament of Champions	1963, 1964, 1971, 1973, 1977
	Arnold Palmer	Bob Hope Desert Classic	1960, 1962, 1968, 1971, 1973
	Peter Thomson	The Open Championship	1954, 1955, 1956, 1958, 1965
	Ben Hogan	Colonial National Invitation	1946, 1947, 1952, 1953, 1959
	Sam Snead	Palm Beach Round Robin	1938, 1952, 1954, 1955, 1957
	Walter Hagen	Western Open	1916, 1921, 1926, 1927, 1932
	Walter Hagen	PGA Championship	1921, 1924, 1925, 1926, 1927
	J. Taylor	The Open Championship	1894, 1895, 1900, 1909, 1913
	James Braid	The Open Championship	1901, 1905, 1906, 1908, 1910

Most Wins at One Course

Wins	Player	Course	Tournament
8	Tiger Woods	Firestone CC (South)	World Golf Championships-Bridgestone Invitational 1999, 2000, 2001, 2005, 2006, 2007, 2009, 2013
	Tiger Woods	Bay Hill Club & Lodge	Arnold Palmer Invitational presented by Mastercard 2000, 2001, 2002, 2003, 2008, 2009, 2012, 2013
	Tiger Woods	Torrey Pines GC (South)	Farmers Insurance Open 1999, 2003, 2005, 2006, 2007, 2008, 2013; U.S. Open 2008
6	Jack Nicklaus	Augusta National GC	Masters Tournament 1963, 1965, 1966, 1972, 1975, 1986
	Sam Snead	Bayshore CC	Miami Open 1937, 1939, 1946, 1950, 1951, 1955
	Alex Ross	Pinehurst Resort (No. 2)	North and South Open 1902, 1904, 1907, 1908, 1910, 1915

Most Wins by Season

Season	Player	Wins	Season	Player	Wins	Season	Player	Wins	Season	Player	Wins
2020	Dustin Johnson	3	2001	Tiger Woods	5	1983	Seve Ballesteros	2	1964	Tony Lema	5
	Justin Thomas	3	2000	Tiger Woods	9		Jim Colbert	2	1963	Arnold Palmer	7
2019	Brooks Koepka	3	1999	Tiger Woods	8		Mark McCumber	2	1962	Arnold Palmer	8
	Rory McIlroy	3	1998	David Duval	4		Gil Morgan	2	1961	Arnold Palmer	6
2018	Bryson DeChambeau	3	1997	Tiger Woods	4		Calvin Peete	2	1960	Arnold Palmer	8
	Dustin Johnson	3	1996	Phil Mickelson	4		Hal Sutton	2	1959	Gene Littler	5
	Justin Thomas	3	1995	Lee Janzen	3		Lanny Wadkins	2	1958	Ken Venturi	4
	Bubba Watson	3		Greg Norman	3		Fuzzy Zoeller	2	1957	Arnold Palmer	4
2017	Justin Thomas	5	1994	Nick Price	6	1982	Calvin Peete	4	1956	Mike Souchak	4
2016	Jason Day	3	1993	Nick Price	4		Craig Stadler	4	1955	Cary Middlecoff	6
	Dustin Johnson	3	1992	John Cook	3		Tom Watson	4	1954	Bob Toski	4
2015	Jason Day	5		Fred Couples	3	1981	Bill Rogers	4	1953	Ben Hogan	5
	Jordan Spieth	5		Davis Love III	3	1980	Tom Watson	7	1952	Jack Burke, Jr.	5
2014	Jimmy Walker	3	1991	Billy Andrade	2	1979	Tom Watson	5		Sam Snead	5
2013	Tiger Woods	4		Mark Brooks	2	1978	Tom Watson	5	1951	Cary Middlecoff	6
2012	Rory McIlroy	4		Fred Couples	2	1977	Tom Watson	5	1950	Sam Snead	11
2011	Keegan Bradley	2		Andrew Magee	2	1976	Ben Crenshaw	3	1949	Cary Middlecoff	7
	Luke Donald	2		Corey Pavin	2		Hubert Green	3	1948	Ben Hogan	10
	Webb Simpson	2		Nick Price	2	1975	Jack Nicklaus	5	1947	Ben Hogan	7
	Steve Stricker	2		Tom Purtzer	2	1974	Johnny Miller	8	1946	Ben Hogan	13
	Nick Watney	2		Ian Woosnam	2	1973	Jack Nicklaus	7	1945	Byron Nelson	18
	Bubba Watson	2	1990	Wayne Levi	4	1972	Jack Nicklaus	7	1944	Byron Nelson	8
	Mark Wilson	2	1989	Steve Jones	3	1971	Lee Trevino	6	1943	Sam Byrd	1
2010	Jim Furyk	3		Tom Kite	3	1970	Billy Casper	4		Harold McSpaden	1
2009	Tiger Woods	6	1988	Curtis Strange	4	1969	Billy Casper	3		Steve Wurga	1
2008	Tiger Woods	4	1987	Paul Azinger	3		Raymond Floyd	3	1942	Ben Hogan	6
2007	Tiger Woods	7		Curtis Strange	3		Dave Hill	3	1941	Sam Snead	7
2006	Tiger Woods	8	1986	Bob Tway	4		Jack Nicklaus	3	1940	Jimmy Demaret	6
2005	Tiger Woods	6	1985	Curtis Strange	3	1968	Billy Casper	6	1939	Henry Picard	8
2004	Vijay Singh	9		Lanny Wadkins	3	1967	Jack Nicklaus	5	1938	Sam Snead	8
2003	Tiger Woods	5	1984	Denis Watson	3	1966	Billy Casper	4	1937	Harry Cooper	8
2002	Tiger Woods	5		Tom Watson	3	1965	Jack Nicklaus	5	1936	Ralph Guldahl	3

Longest Win Streak (Starts)

Wins	Player	Tournaments	Wins	Player	Tournaments
11	Byron Nelson	1945 Canadian Open, 1945 Tam O'Shanter Open, 1945 PGA Championship, 1945 Chicago Victory National Open, 1945 Philadelphia Inquirer, 1945 Montreal Open, 1945 Atlanta Open, 1945 Durham Open, 1945 Greater Greensboro Open, 1945 Charlotte Open, 1945 Miami Four-Ball	6	Ben Hogan	1948 Denver Open Invitational Championship, 1948 Western Open, 1948 Reading Open, 1948 Motor City Open, 1948 Inverness Round Robin Four-Ball, 1948 U.S. Open Championship
7	Tiger Woods	2007 Buick Invitational, 2006 World Golf Championships-American Express Championship, 2006 Deutsche Bank Championship, 2006 World Golf Championships-Bridgestone Invitational, 2006 PGA Championship, 2006 Buick Open, 2006 The Open Championship	5	Tiger Woods	2008 Arnold Palmer Invitational presented by MasterCard, 2008 World Golf Championships-Accenture Match Play Championship, 2008 Buick Invitational, 2007 THE TOUR Championship presented by Coca-Cola, 2007 BMW Championship
6	Tiger Woods	2000 AT&T Pebble Beach National Pro-Am, 2000 Mercedes Championships, 1999 World Golf Championships-American Express Championship, 1999 THE TOUR Championship, 1999 National Car Rental Golf Classic/Disney, 1999 World Golf Championships-NEC Invitational	5	Ben Hogan	1953 The Open Championship, 1953 U.S. Open Championship, 1953 Colonial Invitational Tournament, 1953 Pan American Open, 1953 Masters Tournament

Longest Win Streak (Weeks)

Wins	Player	Tournaments	Wins	Player	Tournaments
9	Byron Nelson	1945 PGA Championship, 1945 Chicago Victory National Open, 1945 Philadelphia Inquirer, 1945 Montreal Open, 1945 Atlanta Open, 1945 Durham Open, 1945 Greater Greensboro Open, 1945 Charlotte Open, 1945 Miami Four-Ball	3	Jim Ferrier	1951 Jacksonville Open, 1951 Miami Beach Open, 1951 St. Petersburg Open
4	Jack Burke, Jr.	1952 St. Petersburg Open, 1952 Baton Rouge Open, 1952 Houston Open, 1952 Texas Open	3	Ben Hogan	1946 Golden State Open, 1946 PGA Championship, 1946 Winnipeg Open
3	Tiger Woods	2006 Deutsche Bank Championship, 2006 World Golf Championships-Bridgestone Invitational, 2006 PGA Championship	3	Ben Hogan	1946 Goodall Round Robin, 1946 Western Open, 1946 Colonial Invitational
3	Tiger Woods	1999 World Golf Championships-American Express Championship, 1999 THE TOUR Championship, 1999 National Car Rental Golf Classic/Disney	3	Sam Snead	1945 Jacksonville Open, 1945 Pensacola Open Invitational, 1945 Gulfport Open
3	Gary Player	1978 Houston Open, 1978 MONY Tournament of Champions, 1978 Masters Tournament	3	Byron Nelson	1944 Texas Victory Open, 1944 Nashville Open, 1944 Tam O'Shanter Open
3	Hubert Green	1976 Sea Pines Heritage Classic, 1976 Greater Jacksonville Open, 1976 Doral-Eastern Open	3	Ben Hogan	1940 Asheville "Land of the Sky" Open, 1940 Greater Greensboro Open, 1940 North & South Open Championship
3	Johnny Miller	1974 Dean Martin Tucson Open, 1974 Phoenix Open, 1974 Bing Crosby National Pro-Am	3	Jimmy Demaret	1940 St. Petersburg Open, 1940 New Orleans Open, 1940 Western Open
3	Arnold Palmer	1962 Colonial National Invitation, 1962 Tournament of Champions, 1962 Texas Open Invitational	3	Horton Smith	1929 North & South Open Championship, 1929 La Gorce Open, 1929 Florida Open
3	Billy Casper	1960 Orange County Open Invitational, 1960 Hesperia Open Invitational, 1960 Portland Open Invitational	3	Bill Mehlhorn	1929 South Central Open, 1929 Texas Open, 1929 El Paso Open
3	Arnold Palmer	1960 Pensacola Open Invitational, 1960 Baton Rouge Open Invitational, 1960 Texas Open Invitational	3	Walter Hagen	1923 North & South Open Championship, 1923 Asheville-Biltmore Open Championship, 1923 Florida West Coast Open

Longest Win Streak (Tournament)

Wins	Player	Tournament	Seasons	Wins	Player	Tournament	Seasons
4	Tiger Woods	Buick Invitational	2005, 2006, 2007, 2008	4	Gene Sarazen	Miami Open	1927, 1928, 1929, 1930
	Tiger Woods	Bay Hill Invitational presented by Cooper Tires	2000, 2001, 2002, 2003		Walter Hagen	PGA Championship	1924, 1925, 1926, 1927
	Byron Nelson	Tam O'Shanter Open	1941, 1942, 1944, 1945		Tom Morris, Jr.	The Open Championship	1868, 1869, 1870, 1872

First Two Career Wins in Same Tournament

Player	Tournament	Tournament
Daniel Berger	2016 FedEx St. Jude Classic	2017 FedEx St. Jude Classic
Justin Thomas	2016 CIMB Classic	2017 CIMB Classic
Matt Every	2014 Arnold Palmer Invitational presented by MasterCard	2015 Arnold Palmer Invitational presented by MasterCard
Boo Weekley	2007 Verizon Heritage	2008 Verizon Heritage
J.B. Holmes	2006 FBR Open	2008 FBR Open
Vaughn Taylor	2004 Reno-Tahoe Open	2005 Reno-Tahoe Open
Brian Henninger	1994 Deposit Guaranty Golf Classic	1999 Southern Farm Bureau Classic
Loren Roberts	1994 Nestle Invitational	1995 Nestle Invitational
Calvin Peete	1979 Greater Milwaukee Open	1982 Greater Milwaukee Open
Dave Eichelberger	1971 Greater Milwaukee Open	1977 Greater Milwaukee Open
Hale Irwin	1971 Sea Pines Heritage Classic	1973 Sea Pines Heritage Classic

Most Consecutive Seasons with a Win

Seasons	Player	Start Season	End Season
17	Jack Nicklaus	1962	1978
	Arnold Palmer	1955	1971
16	Billy Casper	1956	1971

Most Consecutive Seasons with a Win to Start a Career

No. of Seasons	Player	Streak Start Season	Streak End Season	Notes
17	Jack Nicklaus	1962	1978	
	Arnold Palmer	1955	1971	
14	Tiger Woods	1996	2009	
13	Dustin Johnson	2008	2020	Active
10	Cary Middlecoff	1947	1956	
	Horton Smith	1928	1937	
9	Sam Snead	1937	1946	Excluding 1943
7	Ernie Els	1994	2000	

Largest Winning Margin

Margin	Player	Tournament
16	Bobby Locke	1948 Chicago Victory National Open
	Sam Snead	1936 West Virginia Closed Pro
	Joe Kirkwood, Sr.	1924 Corpus Christi Open
	J. Douglas Edgar	1919 Canadian Open
15	Tiger Woods	2000 U.S. Open Championship
14	Johnny Miller	1975 Phoenix Open
	Ben Hogan	1945 Portland Open Invitational
	Gene Sarazen	1935 Massachusetts Open

Margin	Player	Tournament
13	Phil Mickelson	2006 BellSouth Classic
	Gene Littler	1955 Tournament of Champions
	Byron Nelson	1945 Seattle Open
12	Tiger Woods	1997 Masters Tournament
	José María Olazábal	1990 NEC World Series of Golf
	Arnold Palmer	1962 Phoenix Open Invitational
	Byron Nelson	1939 Phoenix Open

Largest Final-Round Comeback

Strokes back	Player	Tournament
10	Paul Lawrie	1999 The Open Championship
9	Stewart Cink	2004 MCI Heritage
8	Justin Rose	2018 World Golf Championships-HSBC Champions
	Kyle Stanley	2012 Waste Management Phoenix Open
	Craig Stadler	2003 B.C. Open
	Scott Simpson	1998 Buick Invitational

Strokes back	Player	Tournament
8	Chip Beck	1990 Buick Open
	Hal Sutton	1985 St. Jude Memphis Classic
	Mark Lye	1983 Bank of Boston Classic
	Ken Venturi	1959 Los Angeles Open
	Jack Burke, Jr.	1956 Masters Tournament

Longest Time Between First and Last Win at Same Tournament

Length	Player	Tournament	Tournament
27 years	Sam Snead	1938 Greater Greensboro Open	1965 Greater Greensboro Open

Longest Time Between First and Second Win at Same Tournament

Length	Player	Tournament	Tournament
20 years	Corey Pavin	1986 Greater Milwaukee Open	2006 U.S. Bank Championship in Milwaukee

Longest Time Between First and Last Wins

Length	Player	First Win	Last Win
28 years, 11 months, 20 days	Raymond Floyd	1963 St. Petersburg Open Invitational	1992 Doral-Ryder Open
28 years, 6 months, 28 days	Sam Snead	1936 West Virginia Closed Pro	1965 Greater Greensboro Open
28 years, 4 months, 4 days	Davis Love III	1987 MCI Heritage Golf Classic	2015 Wyndham Championship
28 years, 29 days	Phil Mickelson	1991 Northern Telecom Open	2019 AT&T Pebble Beach Pro-Am
23 years, 11 months, 4 days	Macdonald Smith	1912 Western Open	1936 Seattle Open
23 years, 10 months, 24 days	Tom Watson	1974 Western Open	1998 MasterCard Colonial
23 years, 9 months, 27 days	Jack Nicklaus	1962 U.S. Open Championship	1986 Masters Tournament
23 years, 3 months, 7 days	Gene Littler	1954 San Diego Open	1977 Houston Open
22 years, 10 months, 19 days	Jim Barnes	1914 Western Open	1937 Long Island Open

Longest Time Between Wins

Length	Player	Tournament	Tournament
15 years, 6 months	Robert Gamez	1990 Nestle Invitational	2005 Valero Texas Open
15 years, 5 months, 10 days	Butch Baird	1961 Waco Turner Open Invitational	1976 San Antonio Texas Open
14 years, 7 months, 29 days	Ed Fiori	1982 Bob Hope Desert Classic	1996 Quad City Classic
13 years, 8 months	Joey Sindelar	1990 Hardee's Golf Classic	2004 Wachovia Championship
13 years, 8 months	Tommy Armour III	1990 Phoenix Open	2003 Valero Texas Open
13 years, 6 months, 20 days	Gene Sauers	1989 Hawaiian Open	2002 Air Canada Championship

Winners By Age

Youngest Winners (Since 1900)

Age	Player	Tournament	Notes
18 years, 6 months, 9 days	Charles Kocsis	1931 Michigan Open	
19 years, 4 days	Harry Cooper	1923 Galveston Open Championship	
19 years, 2 months, 3 days	Ralph Guldahl	1931 Santa Monica Open	
19 years, 10 months, 14 days	John McDermott	1911 U.S. Open Championship	
19 years, 11 months, 17 days	Jordan Spieth	2013 John Deere Classic	
20 years, 5 days	Gene Sarazen	1922 Southern (Spring) Open	
20 years, 1 month, 15 days	Charles Evans	1910 Western Open	Amateur
20 years, 2 months, 9 days	Ralph Guldahl	1932 Arizona Open	
20 years, 2 months, 23 days	Matthew Wolff	2019 3M Open	
20 years, 4 months, 12 days	Francis Ouimet	1913 U.S. Open Championship	Amateur
20 years, 4 months, 18 days	Gene Sarazen	1922 U.S. Open Championship	
20 years, 5 months, 13 days	Horton Smith	1928 Oklahoma City Open	
20 years, 5 months, 22 days	Gene Sarazen	1922 PGA Championship	
20 years, 6 months, 7 days	Tom Creavy	1931 Northeastern New York	
20 years, 6 months, 13 days	Raymond Floyd	1963 St. Petersburg Open Invitational	

Age	Player	Tournament	Notes
20 years, 6 months, 28 days	Phil Mickelson	1991 Northern Telecom Open	
20 years, 7 months, 1 day	Horton Smith	1928 Canadian Open	
20 years, 7 months, 16 days	Tom Creavy	1931 PGA Championship	
20 years, 8 months, 18 days	Horton Smith	1929 Pensacola Open Invitational	
20 years, 9 months, 6 days	Tiger Woods	1996 Las Vegas Invitational	
20 years, 9 months, 10 days	Horton Smith	1929 Fort Myers Open	
20 years, 9 months, 20 days	Tiger Woods	1996 Walt Disney World/Oldsmobile Classic	
20 years, 10 months, 1 day	Horton Smith	1929 La Gorce Open	
20 years, 10 months, 2 days	Albert Murray	1908 Canadian Open	
20 years, 10 months, 5 days	Horton Smith	1929 North & South Open Championship	
20 years, 10 months, 8 days	Joaquin Niemann	2020 A Military Tribute at The Greenbrier	
20 years, 11 months, 21 days	John McDermott	1912 U.S. Open Championship	
20 years, 11 months, 24 days	Seve Ballesteros	1978 Greater Greensboro Open	
20 years, 11 months, 28 days	Rory McIlroy	2010 Quail Hollow Championship	

Oldest Winners

Age	Player	Tournament
52 years, 10 months, 8 days	Sam Snead	1965 Greater Greensboro Open
51 years, 7 months, 10 days	Art Wall	1975 Greater Milwaukee Open
51 years, 4 months, 10 days	Davis Love III	2015 Wyndham Championship
51 years, 3 months, 7 days	Jim Barnes	1937 Long Island Open
51 years, 1 month, 5 days	John Barnum	1962 Cajun Classic Open Invitational

Age	Player	Tournament
50 years, 8 months, 11 days	Fred Funk	2007 Mayakoba Golf Classic at Riviera Maya-Cancun
50 years, 1 month, 18 days	Craig Stadler	2003 B.C. Open
49 years, 6 months, 4 days	Raymond Floyd	1992 Doral-Ryder Open
49 years, 5 months, 25 days	Woody Austin	2013 Sanderson Farms Championship
49 years, 4 months, 23 days	Peter Jacobsen	2003 Greater Hartford Open

Most Wins by Players before Age 23

Wins	Player
14	Horton Smith
6	Tiger Woods
5	Jordan Spieth
4	Harry Cooper
	Tom Creavy
	Gene Sarazen
3	Tom Creavy
	Sergio Garcia
	Ralph Guldahl
	Rory McIlroy
	Jack Nicklaus

Wins	Player
2	Seve Ballesteros
	Harry Cooper
	Leo Diegel
	Raymond Floyd
	Robert Gamez
	Ralph Guldahl
	Si Woo Kim
	John McDermott
	Phil Mickelson
	Jerry Pate

Most Wins by Players before Age 30

Wins	Player
46	Tiger Woods
30	Jack Nicklaus

Most Wins by Players in Their 30s

Wins	Player
43	Ben Hogan
42	Arnold Palmer
38	Jack Nicklaus

Wins	Player
37	Sam Snead
35	Byron Nelson
34	Billy Casper

Most Wins by Players after Age 40

Wins	Player
22	Vijay Singh
18	Sam Snead

Most Consecutive Tournaments Won by Players in Their 20s (Since 1970)

Consecutive Wins	Season	Player	Age	Tournament
7	2016-2017	Jordan Spieth	23	2017 AT&T Pebble Beach Pro-Am
		Hideki Matsuyama	24	2017 Waste Management Phoenix Open
		Jon Rahm	22	2017 Farmers Insurance Open
		Hudson Swafford	29	2017 CareerBuilder Challenge
		Justin Thomas	23	2017 Sony Open in Hawaii
		Justin Thomas	23	2017 SBS Tournament of Champions
		Mackenzie Hughes	25	2017 The RSM Classic
7	2015-2016	Justin Thomas	22	2016 CIMB Classic
		Smylie Kaufman	23	2016 Shriners Hospitals for Children Open
		Emiliano Grillo	23	2016 Frys.com Open
		Jordan Spieth	22	2015 TOUR Championship by Coca-Cola
		Jason Day	27	2015 BMW Championship
		Rickie Fowler	26	2015 Deutsche Bank Championship
		Jason Day	27	2015 The Barclays
7	1986	Ernie Gonzalez	25	1986 Pensacola Open
		Fred Wadsworth	24	1986 Southern Open
		Mark Calcavecchia	26	1986 Southwest Golf Classic
		Corey Pavin	26	1986 Greater Milwaukee Open
		Gene Sauers	24	1986 Bank of Boston Classic
		Rick Fehr	24	1986 B. C. Open
		Mike Hulbert	28	1986 Federal Express St. Jude Classic

Consecutive Wins	Season	Player	Age	Tournament
6	2014-2015	Robert Streb	27	2015 The McGladrey Classic
		Ben Martin	27	2015 Shriners Hospitals for Children Open
		Sangmoon Bae	28	2015 Frys.com Open
		Billy Horschel	27	2014 TOUR Championship by Coca-Cola
		Billy Horschel	27	2014 BMW Championship
6	1978	Chris Kirk	29	2014 Deutsche Bank Championship
		Andy Bean	25	1978 Western Open
		Bruce Lietzke	26	1978 Canadian Open
		Andy North	28	1978 U.S. Open Championship
		Jack Newton	28	1978 Buick-Goodwrench Open
		Andy Bean	25	1978 Danny Thomas Memphis Classic
		Andy Bean	25	1978 Kemper Open

Oldest First-Time Winners (Since 1970)

Age	Player	Tournament
47 years, 8 months, 19 days	Ed Dougherty	1995 Deposit Guaranty Golf Classic
44 years, 4 months, 25 days	Ken Duke	2013 Travelers Championship
44 years, 3 months, 6 days	Alex Cejka	2015 Puerto Rico Open
43 years, 11 months, 19 days	Greg Kraft	2008 Puerto Rico Open presented by Banco Popular
42 years, 8 months, 29 days	Bruce Fleisher	1991 New England Classic
42 years, 8 months, 23 days	Greg Chalmers	2016 Barracuda Championship
41 years, 10 months, 12 days	Wes Short, Jr.	2005 Michelin Championship at Las Vegas
41 years, 10 months, 1 days	Bart Bryant	2004 Valero Texas Open
41 years, 8 months, 2 days	Ryan Armour	2018 Sanderson Farms Championship
40 years, 9 months, 28 days	Brad Bryant	1995 Walt Disney World/Oldsmobile Classic
40 years, 5 months, 13 days	Isao Aoki	1983 Hawaiian Open
40 years, 2 months, 6 days	Stephen Ames	2004 Cialis Western Open

Youngest to Win Five Tournaments

Age	Player	Tournaments
20 years, 9 months, 25 days	Horton Smith	1928 Oklahoma City Open, 1928 Catalina Island Open, 1929 Pensacola Open Invitational, 1929 Fort Myers Open, 1929 Florida Open
21 years, 4 months, 19 days	Tiger Woods	1996 Las Vegas Invitational, 1996 Walt Disney World/Oldsmobile Classic, 1997 Mercedes Championships, 1997 Masters Tournament, 1997 GTE Byron Nelson Golf Classic
21 years, 11 months, 16 days	Jordan Spieth	2013 John Deere Classic, 2015 Valspar Championship, 2015 Masters Tournament, 2015 U.S. Open, 2015 John Deere Classic

Youngest to Win 10 Tournaments (Since WWII)

Age	Player	10th Title
23 years, 6 months, 4 days	Tiger Woods	1999 Motorola Western Open
23 years, 10 months, 29 days	Jordan Spieth	2017 Travelers Championship
24 years, 3 months, 12 days	Jack Nicklaus	1964 Tournament of Champions
25 years, 11 months, 29 days	Rory McIlroy	2015 World Golf Championships-Cadillac Match Play
26 years, 3 months, 20 days	Justin Thomas	2019 BMW Championship
26 years, 9 months, 7 days	Phil Mickelson	1997 Bay Hill Invitational

Youngest to Win a World Golf Championships Tournament

Age	Player	Tournament
23 years, 7 months, 4 days	Patrick Reed	2014 World Golf Championships-Cadillac Championship
23 years, 7 months, 30 days	Tiger Woods	1999 World Golf Championships-NEC Invitational
23 years, 10 months, 8 days	Tiger Woods	1999 World Golf Championships-American Express Championship

Oldest to Win a World Golf Championships Tournament

Age	Player	Tournament
47 years, 8 months, 16 days	Phil Mickelson	2018 World Golf Championships-Mexico Championship
45 years, 5 months, 12 days	Vijay Singh	2008 World Golf Championships-Bridgestone Invitational
40 years, 4 months, 25 days	Ernie Els	2010 World Golf Championships-CA Championship

Types Of Winners

Most First-Time Winners in a Season

Winners	Season
18	2002
16	2016
15	2010
14	2019
	2011
	1991
13	2006
	1996
12	2017
	2013
	2008

Winners	Season
12	2007
	2005
	1986
	1980
	1979
11	2018
	2015
	1988
	1985
	1977
10	2014

Winners	Season
10	2004
	2001
	1994
	1990
	1987
	1983
	1974
	1971
	1969
	1968

Father and Son to Win

Father	First Win	Son	First Win
Tom Morris, Sr.	1861 The Open Championship	Tom Morris, Jr.	1868 The Open Championship
Willie Park	1860 The Open Championship	Willie Park Jr.	1887 The Open Championship
Joe Kirkwood, Sr.	1923 California Open	Joe Kirkwood	1949 Philadelphia Inquirer Open
Jack Burke, Sr.	1925 Texas PGA Championship	Jack Burke, Jr.	1950 Rio Grande Valley Open
Clayton Heafner	1941 Mahoning Open	Vance Heafner	1981 Walt Disney World National Team Championship
Julius Boros	1952 U.S. Open Championship	Guy Boros	1996 Greater Vancouver Open
Al Geiberger	1962 Ontario Open Invitational	Brent Geiberger	1999 Canon Greater Hartford Open
Jay Haas	1978 Andy Williams-San Diego Open Invitational	Bill Haas	2010 Bob Hope Classic
Craig Stadler	1980 Bob Hope Desert Classic	Kevin Stadler	2014 Waste Management Phoenix Open
Bob Tway	1986 Shearson Lehman Brothers Andy Williams Open	Kevin Tway	2018 Safeway Open

Grandfather and Grandson to Win

Grandfather	First Win	Grandson	First Win
Mike Turnesa	1931 Mid-South Open	Marc Turnesa	2008 Justin Timberlake Shriners Hospitals for Children Open

Brothers to Win

Brothers	Players
4	Joe Turnesa, Mike Turnesa, Phil Turnesa, Jim Turnesa
3	Willie Smith, Alex Smith, Macdonald Smith
2	Tom Kerrigan, George Kerrigan
	Al Espinosa, Abe Espinosa
	Ray Mangrum, Lloyd Mangrum
	Jay Hebert, Lionel Hebert

Brothers	Players
2	Dave Hill, Mike Hill
	Don Massengale, Rik Massengale
	Joe Inman, John Inman
	Danny Edwards, David Edwards
	Tom Byrum, Curt Byrum
	Brad Bryant, Bart Bryant

Amateurs to Win (Since 1940)

Player	Tournament
Phil Mickelson	1991 Northern Telecom Open
Scott Verplank	1985 Western Open
Doug Sanders	1956 Canadian Open
Gene Littler	1954 San Diego Open

Player	Tournament
Frank Stranahan	1948 Miami Open
Frank Stranahan	1945 Durham War Bond Tournament
Cary Middlecoff	1945 North & South Open Championship
Fred Haas	1945 Memphis Invitational

Most Wins by a Left-Handed Player

Player	Wins
Phil Mickelson	44
Bubba Watson	12
Mike Weir	8
Bob Charles	6
Steve Flesch	4
Brian Harman	2
Ted Potter, Jr.	2

Player	Wins
Cody Gribble	1
Eric Axley	1
Greg Chalmers	1
Ernie Gonzalez	1
Russ Cochran	1
Sam Adams	1

First-Time Winners (Since 1970)

Year	# of Winners	Players
2020	4	Joaquin Niemann, Sebastián Muñoz, Lanto Griffin, Tyler Duncan
2019	14	Kevin Tway, Cameron Champ, Adam Long, Martin Trainer, Keith Mitchell, Corey Connors, C.T. Pan, Max Homa, Sung Kang, Nate Lashley, Matthew Wolff, Dylan Frittelli, Collin Morikawa, J.T. Poston
2018	11	Ryan Armour, Patrick Cantlay, Patton Kizzire, Austin Cook, Brice Garnett, Satoshi Kodaira, Andrew Landry, Aaron Wise, Francesco Molinari, Michael Kim, Andrew Putnam
2017	12	Cody Gribble, Mackenzie Hughes, Hudson Swafford, Jon Rahm, Adam Hadwin, Wesley Bryan, Kevin Chappell, Cameron Smith, Xander Schauffele, Bryson DeChambeau, Grayson Murray, Chris Stroud
2016	16	Emiliano Grillo, Smylie Kaufman, Justin Thomas, Peter Malnati, Russell Knox, Kevin Kisner, Tony Finau, Jim Herman, Danny Willett, Branden Grace, Brian Stuard, William McGirt, Daniel Berger, Billy Hurley III, Greg Chalmers, Si Woo Kim
2015	11	Ben Martin, Robert Streb, Nick Taylor, Brooks Koepka, James Hahn, Alex Cejka, David Lingmerth, Fabián Gómez, Danny Lee, Troy Merritt, Shane Lowry
2014	10	Jimmy Walker, Kevin Stadler, Chesson Hadley, Matt Every, Steven Bowditch, Matt Jones, Seung-Yul Noh, Brendon Todd, Hideki Matsuyama, Brian Harman
2013	12	Russell Henley, John Merrick, Michael Thompson, Scott Brown, Kevin Streelman, Billy Horschel, Derek Ernst, Sangmoon Bae, Harris English, Ken Duke, Jordan Spieth, Patrick Reed
2012	9	Kyle Stanley, John Huh, Jason Dufner, Rickie Fowler, Marc Leishman, Ted Potter, Jr., Jonas Blixt, Tommy Gainey, Charlie Beljan
2011	14	Jhonattan Vegas, D.A. Points, Gary Woodland, Charl Schwartzel, Brendan Steele, Keegan Bradley, Harrison Frazar, Freddie Jacobson, Chris Kirk, Scott Stallings, Scott Piercy, Webb Simpson, Kevin Na, Bryce Molder
2010	15	Bill Haas, Ian Poulter, Derek Lamely, Rory McIlroy, Tim Clark, Jason Day, Justin Rose, Graeme McDowell, Bubba Watson, Louis Oosthuizen, Bill Lunde, Matt Bettencourt, Martin Kaymer, Arjun Atwal, Robert Garrigus
2009	7	Pat Perez, Y.E. Yang, Paul Casey, Bo Van Pelt, Nathan Green, Ryan Moore, Martin Laird
2008	12	Brian Gay, Greg Kraft, Andres Romero, Johnson Wagner, Anthony Kim, Ryuji Imada, Richard Johnson, Chez Reavie, Parker McLachlin, Camilo Villegas, Dustin Johnson, Marc Turnesa
2007	12	Charley Hoffman, Henrik Stenson, Mark Wilson, Boo Weekley, Nick Watney, Ángel Cabrera, Hunter Mahan, Brian Bateman, Joe Ogilvie, Brandt Snedeker, George McNeill, Daniel Chopra
2006	13	J.B. Holmes, Arron Oberholser, Aaron Baddeley, Chris Couch, Brett Wetterich, J.J. Henry, Trevor Immelman, John Senden, Dean Wilson, Will MacKenzie, Eric Axley, D.J. Trahan, Troy Matteson
2005	12	Geoff Ogilvy, Padraig Harrington, Peter Lonard, Tim Petrovic, Ted Purdy, Michael Campbell, Sean O'Hair, Jason Bohn, Jason Gore, Wes Short, Jr., Lucas Glover, Carl Pettersson
2004	10	Heath Slocum, Todd Hamilton, Zach Johnson, Stephen Ames, Mark Hensby, Rod Pampling, Vaughn Taylor, Bart Bryant, Andre Stolz, Ryan Palmer
2003	7	Ben Crane, Steve Flesch, Jonathan Kaye, Ben Curtis, Shaun Micheel, Adam Scott, Chad Campbell
2002	18	Jerry Kelly, Matt Gogel, Len Mattiace, Kevin Sutherland, Ian Leggatt, Matt Kuchar, Craig Perks, K.J. Choi, Chris Smith, Spike McRoy, Chris Riley, Craig Parry, John Rollins, Charles Howell III, Phil Tataurangi, Bob Burns, Jonathan Byrd, Luke Donald
2001	10	Garrett Willis, José Coceres, Robert Damron, Sergio Garcia Ramila, Frank Lickliter II, Retief Goosen, Shigeki Maruyama, David Gossett, Joel Edwards, Cameron Beckman
2000	8	Kirk Triplett, Jim Carter, Darren Clarke, Tom Scherrer, Dennis Paulson, Michael Clark II, Rory Sabbatini, Chris DiMarco
1999	9	Glen Day, Carlos Franco, Rich Beem, Paul Lawrie, J.L. Lewis, Brent Geiberger, Tom Pernice Jr., Notah Begay III, Mike Weir
1998	8	Jesper Parnevik, Lee Westwood, Trevor Dodds, J.P. Hayes, Joe Durant, Olin Browne, Brandel Chamblee, Chris Perry
1997	6	Stuart Appleby, Frank Nobilo, David Toms, Stewart Cink, Gabriel Hjertstedt, David Duval
1996	13	Tim Herron, Paul Goydos, Scott McCarron, Paul Stankowski, Steve Stricker, Willie Wood, Justin Leonard, Clarence Rose, Guy Boros, Dudley Hart, Michael Bradley, Tiger Woods, David Ogren
1995	7	John Morse, Ted Tryba, Ed Dougherty, Woody Austin, Brad Bryant, Jim Furyk, Duffy Waldorf
1994	10	Loren Roberts, Mike Springer, Mike Heinen, Neal Lancaster, Tom Lehman, Ernie Els, Brian Henninger, Dicky Pride, Steve Lowery, Bob Estes
1993	7	Brett Ogle, Mike Standly, Jim McGovern, Grant Waite, Vijay Singh, Billy Mayfair, Jeff Maggert
1992	4	Lee Janzen, Fred Funk, Mark Carnevale, Richard Zokol
1991	14	Phil Mickelson, Jay Don Blake, Rocco Mediate, Ian Woosnam, Kenny Perry, Billy Andrade, Russ Cochran, Bruce Fleisher, Dillard Pruitt, Billy Ray Brown, Brad Faxon, John Daly, David Peoples, Fulton Allem
1990	10	Robert Gamez, Tommy Armour III, David Ishii, John Huston, Tony Sills, Steve Elkington, Peter Persons, José María Olazábal, Jim Gallagher, Jr., Nolan Henke
1989	9	Greg Twigg, Ian Baker-Finch, Tom Byrum, Wayne Grady, Mike Donald, Curt Byrum, Stan Utley, Ted Schulz, Bill Britton
1988	11	Steve Jones, Chip Beck, Jim Benepe, Tom Sieckmann, Blaine McCallister, Mark Brooks, Jodie Mudd, Jeff Sluman, David Frost, Andrew Magee, Bob Lohr
1987	10	Paul Azinger, T.C. Chen, Davis Love III, Keith Clearwater, Robert Wrenn, John Inman, Sam Randolph, Steve Pate, Ken Brown, Mike Reid
1986	12	Donnie Hammond, Bob Tway, Kenny Knox, Sandy Lyle, Dan Pohl, Mac O'Grady, Mike Hulbert, Rick Fehr, Gene Sauers, Mark Calcavecchia, Fred Wadsworth, Ernie Gonzalez
1985	11	Woody Blackburn, Joey Sindelar, Bernhard Langer, Bill Glasson, Mark Wiebe, Dan Forsman, Phil Blackmar, Scott Verplank, Ken Green, Jim Thorpe, Tim Simpson
1984	6	Bob Eastwood, Nick Faldo, Corey Pavin, Greg Norman, Denis Watson, Mark O'Meara
1983	10	Isao Aoki, Gary Hallberg, Mike Nicolette, Fred Couples, Larry Mize, Nick Price, Pat Lindsey, Mark Lye, Rex Caldwell, Ronnie Black
1982	5	Bob Shearer, Payne Stewart, Tim Norris, Bobby Clampett, Hal Sutton
1981	5	John Cook, Keith Fergus, Dave Barr, Peter Oosterhuis, Morris Hatafsky
1980	12	Craig Stadler, Jeff Mitchell, Mark Pfeil, Scott Simpson, Scott Hoch, Peter Jacobsen, Don Pooley, Phillip Hancock, Mike Sullivan, Dan Halldorson, David Edwards, Doug Tewell
1979	12	Fuzzy Zoeller, Bob Byman, Larry Nelson, Mark McCumber, Calvin Peete, D.A. Weibring, Jack Renner, Howard Twitty, John Fought, Ed Fiori, Curtis Strange, George Burns
1978	9	Jay Haas, Bill Rogers, Seve Ballesteros, Barry Jaekel, Lon Hinkle, Jack Newton, Ron Streck, Wayne Levi, Bob Mann
1977	10	Bruce Lietzke, Tom Purtzer, Andy Bean, Graham Marsh, Danny Edwards, Jim Simons, Mike Morley, Andy North, Bobby Cole, Gil Morgan
1976	9	Bob Gilder, Gary Koch, Mark Hayes, Tom Kite, Joe Inman, Jerry Pate, John Lister, Bob Wynn, Billy Kratzert
1975	8	Gary Groh, Pat Fitzsimons, Jerry McGee, Rik Massengale, Tom Jenkins, Roger Maltbie, Don Bies, Don Iverson
1974	11	Leonard Thompson, Lee Elder, Allen Miller, Rod Curl, Bob Menne, Tom Watson, Richie Karl, Victor Regalado, Forrest Fezler, Terry Diehl, Mac McLendon
1973	6	John Schlee, Bert Greene, Sam Adams, Ed Sneed, John Mahaffey, Ben Crenshaw
1972	5	Grier Jones, Bob Shaw, Jim Jamieson, David Graham, Lanny Wadkins
1971	10	J.C. Snead, Bud Allin, Hubert Green, Bobby Mitchell, Dave Eichelberger, Jerry Heard, DeWitt Weaver, Johnny Miller, Labron Harris, Hale Irwin
1970	5	Mike Hill, Gibby Gilbert, Tommy Aaron, Hugh Royer, Bill Garrett

Top-10s

Most Top-10s in a Season (Since 1980)

Top-10s	Player	Season
21	Tom Kite	1981
18	Vijay Singh	2005
	Vijay Singh	2004
	Vijay Singh	2003
17	Tiger Woods	2000
16	Tiger Woods	1999
	Payne Stewart	1986
	Tom Watson	1980
15	Dustin Johnson	2016
	Jordan Spieth	2015
	Jim Furyk	2003
	Mark O'Meara	1984
	Tom Kite	1982

Most Top-10s in a Season (All-Time)

Top-10s	Player	Season
31	Harold McSpaden	1945

Most Top-10s in a Career (All-Time)

Top-10s	Player
330	Sam Snead

Most Top-10s in a Career (Since 1980)

Top-10s	Player
199	Tiger Woods
196	Phil Mickelson
188	Jim Furyk
185	Vijay Singh
179	Davis Love III

Most Consecutive Top-10s

Top-10s	Player	Tournament	Tournament
65	Byron Nelson	1942 Texas Open	1946 New Orleans Open

Oldest to Finish in Top 10

Age	Player	Tournament	Finish Position
63 years, 4 months, 30 days	Sam Snead	1975 Walt Disney World National Team Championship	T7
63 years, 3 months, 5 days	Sam Snead	1975 B.C. Open	T8

The Last Time

Last to Win Back-to-Back Starts

Player	Tournament	Tournament
Brendon Todd	2020 Bermuda Championship	2020 Mayakoba Golf Classic
Xander Schauffele	2019 World Golf Championships-HSBC Champions	2019 Sentry Tournament of Champions
Bryson DeChambeau	2018 THE NORTHERN TRUST	2018 Dell Technologies Championship
Jordan Spieth	2017 Travelers Championship	2017 The Open Championship
Dustin Johnson	2017 World Golf Championships-Mexico Championship	2017 World Golf Championships-Dell Technologies Match Play
Justin Thomas	2017 SBS Tournament of Champions	2017 Sony Open in Hawaii
Dustin Johnson	2016 U.S. Open	2016 World Golf Championships-Bridgestone Invitational
Jason Day	2016 Arnold Palmer Invitational presented by MasterCard	2016 World Golf Championships-Dell Match Play
Adam Scott	2016 The Honda Classic	2016 World Golf Championships-Cadillac Championship
Jason Day	2015 PGA Championship	2015 The Barclays
Jordan Spieth	2015 U.S. Open	2015 John Deere Classic

Last to Win First Two Starts of Season

Player	Tournament	Tournament
Ernie Els	2003 Mercedes Championships	2003 Sony Open in Hawaii

Last to Win Three Consecutive Starts

Player	Tournament	Tournament	Tournament
Dustin Johnson	2017 Genesis Open	2017 World Golf Championships-Mexico Championship	2017 World Golf Championships-Dell Technologies Match Play
Rory McIlroy	2014 The Open Championship	2014 World Golf Championships-Bridgestone Invitational	2014 PGA Championship
Tiger Woods	2008 Buick Invitational	2008 World Golf Championships-Accenture Match Play Championship	2008 Arnold Palmer Invitational presented by MasterCard

Last to Win Four Consecutive Starts

Player	Tournament	Tournament	Tournament	Tournament
Tiger Woods	2007 BMW Championship	2007 THE TOUR Championship presented by Coca-Cola	2008 Buick Invitational	2008 WGC-Accenture Match Play Championship

Last to Win Back-to-Back Tournaments

Player	Tournament	Tournament
Brendon Todd	2020 Bermuda Championship	2020 Mayakoba Golf Classic
Bryson DeChambeau	2018 THE NORTHERN TRUST	2018 Dell Technologies Championship
Justin Thomas	2017 SBS Tournament of Champions	2017 Sony Open in Hawaii
Jason Day	2016 Arnold Palmer Invitational presented by MasterCard	2016 World Golf Championships-Dell Match Play
Adam Scott	2016 The Honda Classic	2016 World Golf Championships-Cadillac Championship
Billy Horschel	2014 BMW Championship	2014 TOUR Championship by Coca-Cola
Rory McIlroy	2014 World Golf Championships-Bridgestone Invitational	2014 PGA Championship

Last to Win Three Consecutive Tournaments

Player	Tournament	Tournament	Tournament
Tiger Woods	2006 PGA Championship	2006 World Golf Championships-Bridgestone Invitational	2006 Deutsche Bank Championship

Last to Win Four Consecutive Tournaments

Player	Tournament	Tournament	Tournament	Tournament
Jack Burke, Jr.	1952 Texas Open	1952 Houston Open	1952 Baton Rouge Open	1952 St. Petersburg Open

Last to Successfully Defend a Title

Player	Tournament
Brooks Koepka	2019 PGA Championship
Paul Casey	2019 Valspar Championship
Brooks Koepka	2018 U.S. Open
Brendan Steele	2018 Safeway Open
Jhonattan Vegas	2017 RBC Canadian Open

Player	Tournament
Daniel Berger	2017 FedEx St. Jude Classic
Hideki Matsuyama	2017 Waste Management Phoenix Open
Justin Thomas	2017 CIMB Classic
Matt Every	2015 Arnold Palmer Invitational presented by MasterCard
Jimmy Walker	2015 Sony Open in Hawaii

Player	Tournament
Ryan Moore	2015 CIMB Classic
Tiger Woods	2013 Arnold Palmer Invitational presented by MasterCard
Steve Stricker	2011 John Deere Classic

Last to Earn First Two Wins in Same Tournament (Back-to-Back)

Player	Tournament	Tournament
Daniel Berger	2016 FedEx St. Jude Classic	2017 FedEx St. Jude Classic
Justin Thomas	2016 CIMB Classic	2017 CIMB Classic
Matt Every	2014 Arnold Palmer Invitational presented by MasterCard	2015 Arnold Palmer Invitational presented by MasterCard
Boo Weekley	2007 Verizon Heritage	2008 Verizon Heritage

Last to Earn First Three Wins in Same Tournament

Player	Tournament	Tournament	Tournament
Leonard Gallett	1929 Wisconsin PGA	1933 Wisconsin PGA	1934 Wisconsin Section Championship

Last to Earn First Two Wins in Consecutive Tournaments

Player	Tournament	Tournament
David Duval	1997 Michelob Championship at Kingsmill	1997 Walt Disney World/Oldsmobile Classic

Last to Earn First Two Wins in Consecutive Starts

Player	Tournament	Tournament
Camilo Villegas	2008 BMW Championship	2008 THE TOUR Championship presented by Coca-Cola
David Duval	1997 Michelob Championship at Kingsmill	1997 Walt Disney World/Oldsmobile Classic

Last to Earn First Three Wins in Consecutive Starts

Player	Tournament	Tournament	Tournament
David Duval	1997 Michelob Championship at Kingsmill	1997 Walt Disney World/Oldsmobile Classic	1997 THE TOUR Championship

Last to Win Same Tournament in Three Consecutive Seasons

Player	Seasons	Tournament
Steve Stricker	2009 - 2011	John Deere Classic

Last to Win Same Tournament in Four Consecutive Seasons

Player	Seasons	Tournament
Tiger Woods	2005 - 2008	Buick Invitational

Last to Successfully Defend a Title the Week after Winning a Tournament

Player	Tournament	Tournament
Tiger Woods	2007 PGA Championship	2007 World Golf Championships-Bridgestone Invitational

Last Back-to-Back Tournaments with Successful Title Defenses

Tournament	Player	Tournament	Player
2007 World Golf Championships-Bridgestone Invitational	Tiger Woods	2007 PGA Championship	Tiger Woods
2007 Canadian Open presented by Franklin Templeton Investments	Jim Furyk	2007 World Golf Championships-Bridgestone Invitational	Tiger Woods

Last Wire-to-Wire Winner

Player	Tournament
Nick Taylor	2020 AT&T Pebble Beach Pro-Am
Nate Lashley	2019 Rocket Mortgage Classic
Brooks Koepka	2019 PGA Championship
Brandt Snedeker	2018 Wyndham Championship
Brice Garnett	2018 Corales Puntacana Resort & Club Championship
Marc Leishman	2017 BMW Championship

Player	Tournament
Justin Thomas	2017 Sony Open in Hawaii
Jason Day	2016 THE PLAYERS Championship
Jason Day	2016 Arnold Palmer Invitational presented by MasterCard
Jason Day	2015 BMW Championship
Jordan Spieth	2015 Masters Tournament

Last Rookie Wire-to-Wire Winner

Player	Tournament
Tim Herron	1996 Honda Classic

Last to Win Same Tournament, Back-to-Back, Wire-to-Wire

Player	Seasons	Tournament
Ernie Els	1996-1997	Buick Classic
Tom Watson	1979-1980	MONY Tournament of Champions
Johnny Miller	1974-1975	Dean Martin Tucson Open

Last Back-to-Back Tournaments Won Wire-to-Wire

Tournament	Player	Tournament	Player
2014 FedEx St. Jude Classic	Ben Crane	2014 U.S. Open	Martin Kaymer
2005 The Open Championship	Tiger Woods	2005 U.S. Bank Championship in Milwaukee	Ben Crane
2002 Tampa Bay Classic presented by Buick	K.J. Choi	2002 World Golf Championships-American Express Championship	Tiger Woods
1982 PGA Championship	Raymond Floyd	1982 Sammy Davis Jr.-Greater Hartford Open	Tim Norris
1980 Byron Nelson Golf Classic	Tom Watson	1980 Colonial National Invitation	Bruce Lietzke
1972 Masters Tournament	Jack Nicklaus	1972 Monsanto Open	Dave Hill

Last Rookie to Win

Player	Tournament
Viktor Hovland	2020 Puerto Rico Open
Collin Morikawa	2019 Barracuda Championship
Matthew Wolff	2019 3M Open
Martin Trainer	2019 Puerto Rico Open
Adam Long	2019 Desert Classic
Cameron Champ	2019 Sanderson Farms Championship
Aaron Wise	2018 AT&T Byron Nelson
Satoshi Kodaira	2018 RBC Heritage

Player	Tournament
Austin Cook	2018 The RSM Classic
Xander Schauffele	2017 TOUR Championship
Grayson Murray	2017 Barbasol Championship
Xander Schauffele	2017 The Greenbrier Classic
Wesley Bryan	2017 RBC Heritage
Mackenzie Hughes	2017 The RSM Classic
Cody Gribble	2017 Sanderson Farms Championship
Si Woo Kim	2016 Wyndham Championship

Player	Tournament
Smylie Kaufman	2016 Shriners Hospitals for Children Open
Emiliano Grillo	2016 Frys.com Open
Nick Taylor	2015 Sanderson Farms Championship
Chesson Hadley	2014 Puerto Rico Open presented by seepuertorico.com
Jordan Spieth	2013 John Deere Classic
Derek Ernst	2013 Wells Fargo Championship
Russell Henley	2013 Sony Open in Hawaii

Last Rookie to Win Twice in a Season

Player	Season	Tournament	Tournament
Xander Schauffele	2017	2017 The Greenbrier Classic	2017 TOUR Championship
Keegan Bradley	2011	2011 HP Byron Nelson Championship	2011 PGA Championship
Todd Hamilton	2004	2004 The Honda Classic	2004 The Open Championship

Last Left-Handed Player to Win

Player	Tournament
Phil Mickelson	2019 AT&T Pebble Beach Pro-Am
Bubba Watson	2018 Travelers Championship
Bubba Watson	2018 World Golf Championships-Dell Technologies Match Play
Phil Mickelson	2018 World Golf Championships-Mexico Championship
Bubba Watson	2018 Genesis Open
Ted Potter, Jr.	2018 AT&T Pebble Beach Pro-Am

Player	Tournament
Brian Harman	2017 Wells Fargo Championship
Cody Gribble	2017 Sanderson Farms Championship
Greg Chalmers	2016 Barracuda Championship
Bubba Watson	2016 Northern Trust Open
Bubba Watson	2015 Travelers Championship
Bubba Watson	2015 World Golf Championships-HSBC Champions

Last Tournament with Left-Handed Winner and Runner-up

Tournament	Winner	Runner-up
2018 AT&T Pebble Beach Pro-Am	Ted Potter, Jr.	Phil Mickelson
2011 Farmers Insurance Open	Bubba Watson	Phil Mickelson
2005 AT&T Pebble Beach National Pro-Am	Phil Mickelson	Mike Weir

Last Amateur to Win

Player	Tournament
Phil Mickelson	1991 Northern Telecom Open
Scott Verplank	1985 Western Open

Last Monday Qualifier to Win

Player	Tournament
Corey Connors	2019 Valero Texas Open
Arjun Atwal	2010 Wyndham Championship
Fred Wadsworth	1986 Southern Open
Kenny Knox	1986 Honda Classic
Jeff Mitchell	1980 Phoenix Open

Last Non-Member to Win

Player	Tournament
Matthew Wolff	2019 3M Open
Satoshi Kodaira	2018 RBC Heritage
Danny Willett	2016 Masters Tournament
Darren Clarke	2011 The Open Championship

Player	Tournament
Rory McIlroy	2011 U.S. Open
Martin Kaymer	2010 PGA Championship
Louis Oosthuizen	2010 The Open Championship
Graeme McDowell	2010 U.S. Open Championship

Player	Tournament
Lee Westwood	2010 St. Jude Classic presented by Smith & Nephew
Henrik Stenson	2009 THE PLAYERS Championship

Last Sponsor Exemption to Win

Player	Tournament
Matthew Wolff	2019 3M Open
Billy Hurley III	2016 Quicken Loans National
Padraig Harrington	2015 The Honda Classic
Lee Westwood	2010 St. Jude Classic presented by Smith & Nephew

Player	Tournament
Jason Gore	2005 84 LUMBER Classic
Adam Scott	2003 Deutsche Bank Championship
David Gossett	2001 John Deere Classic
Tiger Woods	1996 Las Vegas Invitational

Player	Tournament
Vijay Singh	1993 Buick Classic
Phil Mickelson	1991 Northern Telecom Open

Last Alternate to Win

Player	Tournament
Nate Lashley	2019 Rocket Mortgage Classic
Vaughn Taylor	2016 AT&T Pebble Beach Pro-Am
Derek Ernst	2013 Wells Fargo Championship
Wes Short, Jr.	2005 Michelin Championship at Las Vegas

Last Special Temporary Member to Win

Player	Tournament
Collin Morikawa	2019 Barracuda Championship
Shane Lowry	2015 World Golf Championships-Bridgestone Invitational
Jordan Spieth	2013 John Deere Classic

Last Time Five Consecutive First-Time Winners

Season	Tournament (Winner)
2016	2016 Frys.com Open (Emiliano Grillo), 2016 Shriners Hospitals for Children Open (Smylie Kaufman), 2016 CIMB Classic (Justin Thomas), 2016 World Golf Championships-HSBC Champions (Russell Knox), 2016 Sanderson Farms Championship (Peter Malnati)
2002	2002 Michelob Championship at Kingsmill (Charles Howell III), 2002 Invensys Classic at Las Vegas (Phil Taturangi), 2002 Disney Golf Classic (Bob Burns), 2002 Buick Challenge (Jonathan Byrd), 2002 Southern Farm Bureau Classic (Luke Donald)
1985	1985 Anheuser-Busch Golf Classic (Mark Wiebe), 1985 Lite Quad Cities Open (Dan Forsman), 1985 Open Championship (Sandy Lyle), 1985 Greater Hartford Open (Phil Blackmar), 1985 Western Open (Scott Verplank)

Last to Win in First PGA TOUR Start

Player	Tournament
Jim Banepe	1988 Beatrice Western Open

Last to Win in First Start as Official PGA TOUR Member

Player	Tournament
Emiliano Grillo	2016 Frys.com Open
Russell Henley	2013 Sony Open in Hawaii
Henrik Stenson	2007 World Golf Championships-Accenture Match Play Championship
Garrett Willis	2001 Touchstone Energy Tucson Open

Last to Lose a Playoff One Week and Win a Tournament the Next

Player	Playoff Loss	Tournament Won
Dustin Johnson	2020 BMW Championship	2020 TOUR Championship
Jordan Spieth	2015 Shell Houston Open	2015 Masters Tournament
Jimmy Walker	2015 Hyundai Tournament of Champions	2015 Sony Open in Hawaii
Kyle Stanley	2012 Farmers Insurance Open	2012 Waste Management Phoenix Open
David Toms	2011 THE PLAYERS Championship	2011 Crowne Plaza Invitational at Colonial

Last to Win a Tournament One Week and Lose a Playoff the Next

Player	Tournament Won	Playoff Loss
Dustin Johnson	2020 THE NORTHERN TRUST	2020 BMW Championship
Justin Thomas	2018 The Honda Classic	2018 World Golf Championships-Mexico Championship
Russell Knox	2016 World Golf Championships-HSBC Champions	2016 OHL Classic at Mayakoba

Last to Win Same Tournament in a Playoff in Consecutive Seasons

Player	Tournament	Tournament
Hideki Matsuyama	2016 Waste Management Phoenix Open	2017 Waste Management Phoenix Open
Ernie Els	2003 Sony Open in Hawaii	2004 Sony Open in Hawaii

Last to Win a Tournament a Season After Losing it in a Playoff

Player	Tournament
Ryuji Imada	2008 AT&T Classic
Phil Mickelson	2008 Northern Trust Open

Last Time Three or More Consecutive Winners in Their 40s

Season	Tournament (Winner/Age)
2004	2004 Buick Championship (Woody Austin/40), 2004 Deutsche Bank Championship (Vijay Singh/41), 2004 Bell Canadian Open (Vijay Singh/41), 2004 Valero Texas Open (Bart Bryant/41), 2004 84 LUMBER Classic (Vijay Singh/41))

Last Time Three Consecutive European Winners

Season	Tournament (Winner)
2019	2019 Arnold Palmer Invitational presented by Mastercard (Francesco Molinari), 2019 THE PLAYERS Championship (Rory McIlroy), 2019 Valspar Championship (Paul Casey), 2019 Corales Puntacana Resort & Club Championship (Graeme McDowell)
2012	2012 The Honda Classic (Rory McIlroy), 2012 World Golf Championships-Cadillac Championship (Justin Rose), 2012 Transitions Championship (Luke Donald)
2010	2010 the Memorial Tournament (Justin Rose), 2010 St. Jude Classic (Lee Westwood), 2010 U.S. Open (Graeme McDowell)

Last to Win with Even-Par or Worse Score

Player	Tournament	RTP Score
Brooks Koepka	2018 U.S. Open	1-over
Justin Rose	2013 U.S. Open	1-over
Webb Simpson	2012 U.S. Open	1-over
Graeme McDowell	2010 U.S. Open Championship	Even

Last to Win with Even-Par or Worse Score (Non-Major)

Player	Tournament	RTP Score
Billy Mayfair	1995 THE TOUR Championship	Even
Greg Norman	1990 Memorial Tournament	Even
Bruce Lietzke	1981 Byron Nelson Golf Classic	1-over

Last to Win Without a Birdie in the Final Round

Player	Tournament
Ben Crane	2014 FedEx St. Jude Classic
Justin Leonard	2005 FedEx St. Jude Classic

Last to Win with Over-Par Scores in Each of the Last Two Rounds

Player	Tournament	Scores
Tyrrell Hatton	2020 Arnold Palmer Invitational presented by Mastercard	73-74
Geoff Ogilvy	2006 U.S. Open Championship	72-72

Last to Play 72 Holes without a Bogey and Win

Player	Player	Tournament	Notes
J.T. Poston		2019 Wyndham Championship	
Jonas Blixt	Cameron Smith	2017 Zurich Classic of New Orleans	Two-man team event using Foursomes/Four-ball format.
Lee Trevino		1974 Greater New Orleans Open	

Last to Play 72 Holes without a Bogey and Not Win

Player	Tournament	Finish Position
Scott Piercy	2019 AT&T Byron Nelson	T2
Charles Howell III	2010 The Greenbrier Classic	T9

Last to Win 54-Hole Tournament without a Bogey

Player	Tournament
Brian Stuard	2016 Zurich Classic of New Orleans

Last to Record a Score of 80 or Higher and go on to Win

Player	Tournament	Round	Score
Kenny Knox	1986 Honda Classic	3	80

Last to Win after Holing Final Shot from off the Green

Player	Tournament	Notes
Matthew Wolff	2019 3M Open	Putted in from off the green for eagle-3 to win by one stroke
Dustin Johnson	2018 FedEx St. Jude Classic	Holed approach shot on No. 18 for eagle-2 to win by six strokes
Jordan Spieth	2017 Travelers Championship	Holed bunker shot on No. 18 for birdie-3 to win on first playoff hole
Jon Rahm	2017 Farmers Insurance Open	Putted in from off the green for eagle-3 to win by three strokes
J.J. Henry	2015 Barracuda Championship	Putted in from off the green for eagle-3 to win on second playoff hole
Bubba Watson	2015 World Golf Championships-HSBC Champions	Chipped in from bunker for eagle-3 to force playoff then won in playoff
Matt Jones	2014 Shell Houston Open	Chipped in for birdie-3 to win on first playoff hole
Jordan Spieth	2013 John Deere Classic	Holed bunker shot on No. 18 for birdie-3 to force a playoff then won in playoff

Last to Win by Playing Final Two Holes in 3-under or Better

Player	Tournament	Notes
Jon Rahm	2017 Farmers Insurance Open	Birdie and eagle to win by three in regulation
Ted Potter, Jr.	2012 The Greenbrier Classic	Eagle and birdie and then won in playoff
Charley Hoffman	2007 Bob Hope Chrysler Classic	Birdie and eagle and then won in playoff

Last to Win by Playing Final Four Holes in 5-under

Player	Tournament	Notes
Rickie Fowler	2015 THE PLAYERS Championship	Birdie, eagle, birdie, birdie, then won in playoff

Last to Win when Teeing off No. 10 in Final Round

Player	Tournament
Derek Lamely	2010 Puerto Rico Open presented by Banco Popular

Last to Make the Cut on the Number and go on to Win

Player	Tournament
Brandt Snedeker	2016 Farmers Insurance Open
Carl Pettersson	2010 RBC Canadian Open
Rory McIlroy	2010 Quail Hollow Championship

Last to Win with Wife as Caddie

Player	Tournament	Caddie
Patrick Reed	2013 Wyndham Championship	Justine Reed
Steve Stricker	1996 Motorola Western Open	Nicki Stricker

Last to Win with Sister as Caddie

Player	Tournament	Caddie
John Huston	1998 United Airlines Hawaiian Open	Julie Jones

Last to Win with Brother as Caddie

Player	Tournament	Caddie
Dustin Johnson	2020 TOUR Championship	Austin Johnson
Dustin Johnson	2020 THE NORTHERN TRUST	Austin Johnson
Dustin Johnson	2020 Travelers Championship	Austin Johnson
Dustin Johnson	2019 World Golf Championships-Mexico Championship	Austin Johnson
Phil Mickelson	2019 AT&T Pebble Beach Pro-Am	Tim Mickelson
Dustin Johnson	2018 RBC Canadian Open	Austin Johnson
Dustin Johnson	2018 FedEx St. Jude Classic	Austin Johnson
Phil Mickelson	2018 World Golf Championships-Mexico Championship	Tim Mickelson
Dustin Johnson	2018 Sentry Tournament of Champions	Austin Johnson

Last to Win with Father as Caddie

Player	Tournament	Caddie
Heath Slocum	2005 Southern Farm Bureau Classic	Jack Slocum

Last to be in Last Place after First Round and Finish in Top 10

Player	Tournament
Brendon de Jonge	2014 Wells Fargo Championship

Major Championships

Wins

All-Time Wins (Majors)

Wins	Player	Wins	Player	Wins	Player	Wins	Player	Wins	Player
18	Jack Nicklaus	3	Pdraig Harrington	2	Alex Smith	1	George Duncan	1	Tom Kite
15	Tiger Woods		Hale Irwin		Horton Smith		David Duval		Paul Lawrie
11	Walter Hagen		Cary Middlecoff		Dave Stockton		Steve Elkington		Tom Lehman
9	Ben Hogan		Larry Nelson		Curtis Strange		Charles Evans		Tony Lema
	Gary Player		Nick Price		Bubba Watson		Johnny Farrell		Justin Leonard
8	Tom Watson		Denny Shute		Craig Wood		Max Faulkner		Lawson Little
7	Bobby Jones		Vijay Singh		Fuzzy Zoeller		Willie Ferrie		Gene Littler
	Arnold Palmer		Jordan Spieth	1	Tommy Aaron		Jim Ferrier		Joe Lloyd
	Gene Sarazen		Payne Stewart		George Archer		Dow Finsterwald		Davis Love III
	Sam Snead	2	Jack Burke, Jr.		William Auchterlonie		Jack Fleck		Shane Lowry
	Harry Vardon		Angel Cabrera		Laurie Auchterlonie		James Foulis		Willie MacFarlane
6	Nick Faldo		Ben Crenshaw		Paul Azinger		Ed Furgol		John Mahaffey
	Lee Trevino		John Daly		Ian Baker-Finch		Jim Furyk		Tony Manero
5	Seve Ballesteros		Leo Diegel		John Ball		Sergio Garcia		Lloyd Mangrum
	James Braid		Olin Dutra		Jerry Barber		Al Geiberger		Dave Marr
	Phil Mickelson		Doug Ford		Rich Beem		Victor Ghezzi		Arnaud Massy
	Byron Nelson		Retief Goosen		Tommy Bolt		Lucas Glover		Dick Mayer
	J. Taylor		David Graham		Keegan Bradley		Bob Goalby		Graeme McDowell
	Peter Thomson		Hubert Green		Gay Brewer		John Goodman		Fred McLeod
4	Willie Anderson		Harold Hilton		Mark Brooks		Wayne Grady		Shaun Micheel
	Jim Barnes		Jock Hutchison		David Brown		Lou Graham		Larry Mize
	Ernie Els		Tony Jacklin		Billy Burke		Todd Hamilton		Francesco Molinari
	Raymond Floyd		Lee Janzen		Walter Burkemo		Bob Hamilton		Orville Moody
	Bobby Jones		Zach Johnson		Jack Burns		Chick Harbert		Collin Morikawa
	Brooks Koepka		Martin Kaymer		Dick Burton		Claude Harmon		Kel Nagle
	Bobby Locke		Bernhard Langer		Mark Calcavecchia		Chandler Harper		Bobby Nichols
	Rory McIlroy		Sandy Lyle		Michael Campbell		Arthur Havers		Geoff Ogilvy
	Tom Morris, Jr.		José María Olazábal		Bob Charles		Jay Hebert		Louis Oosthuizen
	Tom Morris, Sr.		Bob Martin		Stewart Cink		Lionel Hebert		Francis Ouimet
	Willie Park		John McDermott		Darren Clarke		Fred Herd		Alfred Padgham
3	Jamie Anderson		Johnny Miller		Charles Coody		Alex Herd		Mungo Park
	Tommy Armour		Greg Norman		Fred Couples		Trevor Immelman		Sam Parks
	Julius Boros		Andy North		Tom Creavy		Don January		Jerry Pate
	Billy Casper		Mark O'Meara		Ben Curtis		Dustin Johnson		Corey Pavin
	Henry Cotton		Willie Park Jr.		Fred Daly		Steve Jones		Alfred Perry
	Jimmy Demaret		Henry Picard		Jason Day		Herman Keiser		Horace Rawlins
	Robert Ferguson		Ted Ray		Roberto De Vincenzo		Tom Kidd		Patrick Reed
	Ralph Guldahl		Paul Runyan		Jason Dufner		Hugh Kirkaldy		Johnny Revolta

Grand Slam Winners

Player	Tournaments	Age
Tiger Woods	1997 Masters Tournament, 1999 PGA Championship, 2000 U.S. Open Championship, 2000 The Open Championship	24 years, 6 months, 24 days
Jack Nicklaus	1962 U.S. Open Championship, 1963 Masters Tournament, 1963 PGA Championship, 1966 The Open Championship	26 years, 5 months, 18 days
Gary Player	1959 The Open Championship, 1961 Masters Tournament, 1962 PGA Championship, 1965 U.S. Open Championship	29 years, 7 months, 19 days
Ben Hogan	1946 PGA Championship, 1948 U.S. Open Championship, 1951 Masters Tournament, 1953 The Open Championship	40 years, 10 months, 27 days
Gene Sarazen	1922 U.S. Open Championship, 1922 PGA Championship, 1923 PGA Championship, 1932 The Open Championship	30 years, 3 months, 29 days

Longest Time Between First and Second Major Wins

Years	Player	Tournament 1	Tournament 2
11 years	Ben Crenshaw	1984 Masters Tournament	1995 Masters Tournament
11 years	Julius Boros	1952 U.S. Open Championship	1963 U.S. Open Championship

Age

Youngest Major Winners (Since 1900)

Age	Player	Tournament	Age	Player	Tournament
19 years, 10 months, 12 days	John McDermott	1911 U.S. Open Championship	21 years, 7 months, 2 days	Gene Sarazen	1923 PGA Championship
20 years, 4 months, 11 days	Francis Ouimet	1913 U.S. Open Championship	21 years, 7 months, 25 days	Willie Anderson	1901 U.S. Open Championship
20 years, 4 months, 18 days	Gene Sarazen	1922 U.S. Open Championship	21 years, 8 months	Walter Hagen	1914 U.S. Open Championship
20 years, 5 months, 23 days	Gene Sarazen	1922 PGA Championship	21 years, 8 months, 16 days	Jordan Spieth	2015 Masters Tournament
20 years, 7 months, 11 days	Tom Creavy	1931 PGA Championship	21 years, 10 months, 25 days	Jordan Spieth	2015 U.S. Open
20 years, 11 months, 21 days	John McDermott	1912 U.S. Open Championship	22 years, 1 month, 15 days	Rory McIlroy	2011 U.S. Open
21 years, 3 months, 14 days	Tiger Woods	1997 Masters Tournament	22 years, 3 months, 12 days	Seve Ballesteros	1979 The Open Championship
21 years, 3 months, 28 days	Bobby Jones	1923 U.S. Open Championship			

Youngest to Win Three Majors (since 1934)

Age	Player
23 years, 6 months, 1 day	Jack Nicklaus
23 years, 11 months, 26 days	Jordan Spieth
24 years, 5 months, 19 days	Tiger Woods

Youngest to Play in Masters Tournament

Age	Player	Tournament	Finish Position
14 years, 5 months, 17 days	Guan Tian Liang	2013 Masters Tournament	58

Youngest to Play in PGA Championship

Age	Player	Tournament	Finish Position
17 years, 10 months, 27 days	Ryo Ishikawa	2009 PGA Championship	T56

Youngest to Play in U.S. Open

Age	Player	Tournament	Finish Position
14 years, 6 months	Andy Zhang	2012 U.S. Open	Missed Cut

Youngest to Play in The Open Championship

Age	Player	Tournament	Finish Position
14 years, 4 months, 25 days	Tom Morris, Jr.	1865 The Open Championship	Missed Cut

Oldest Major Winners

Age	Player	Tournament
48 years, 4 months, 18 days	Julius Boros	1968 PGA Championship
46 years, 3 months, 10 days	Tom Morris, Sr.	1867 The Open Championship
46 years, 2 months, 23 days	Jack Nicklaus	1986 Masters Tournament
45 years, 3 months, 6 days	Jerry Barber	1961 PGA Championship
45 years, 14 days	Hale Irwin	1990 U.S. Open Championship
44 years, 8 months, 18 days	Lee Trevino	1984 PGA Championship
44 years, 3 months, 1 day	Roberto De Vincenzo	1967 The Open Championship
44 years, 1 month, 10 days	Harry Vardon	1914 The Open Championship
43 years, 9 months, 11 days	Raymond Floyd	1986 U.S. Open Championship
43 years, 4 months, 16 days	Ted Ray	1920 U.S. Open Championship

Oldest First-Time Major Winners (since 1960)

Age	Player	Tournament
45 years, 3 months, 6 days	Jerry Barber	1961 PGA Championship
44 years, 3 months, 1 day	Roberto De Vincenzo	1967 The Open Championship

Oldest to Make Cut in a Major

Age	Player	Tournament	Finish Position
67 years, 2 months, 9 days	Sam Snead	1979 PGA Championship	T42

Oldest to Finish in Top 10 in a Major

Age	Player	Tournament	Finish Position
62 years, 2 months, 15 days	Sam Snead	1974 PGA Championship	T3

The Last Time**Last to Win Consecutive Tournaments (including a Major)**

Player	Tournament	Tournament
Rory McIlroy	2014 World Golf Championships-Bridgestone Invitational	2014 PGA Championship
Tiger Woods	2007 World Golf Championships-Bridgestone Invitational	2007 PGA Championship
Tiger Woods	2006 PGA Championship	2006 World Golf Championships-Bridgestone Invitational
Phil Mickelson	2006 BellSouth Classic	2006 Masters Tournament
Tiger Woods	2000 PGA Championship	2000 World Golf Championships-NEC Invitational
Vijay Singh	1998 PGA Championship	1998 Sprint International
Ernie Els	1997 U.S. Open Championship	1997 Buick Classic
Hale Irwin	1990 U.S. Open Championship	1990 Buick Classic
Sandy Lyle	1988 KMart Greater Greensboro Open	1988 Masters Tournament
Bernhard Langer	1985 Masters Tournament	1985 Sea Pines Heritage
John Mahaffey	1978 PGA Championship	1978 American Optical Classic
Jack Nicklaus	1978 The Open Championship	1978 IVB-Philadelphia Golf Classic
Gary Player	1978 Masters Tournament	1978 MONY Tournament of Champions
Lee Trevino	1971 Canadian Open	1971 The Open Championship
Billy Casper	1966 U.S. Open Championship	1966 Western Open
Art Wall	1959 Azalea Open Invitational	1959 Masters Tournament
Jimmy Demaret	1950 Masters Tournament	1950 North Fulton Open
Cary Middlecoff	1949 U.S. Open Championship	1949 Motor City Open
Ben Hogan	1946 Winnipeg Open	1946 PGA Championship
Byron Nelson	1945 Chicago Victory National Open	1945 PGA Championship
Henry Picard	1939 Scranton Open	1939 PGA Championship
Ralph Guldahl	1939 Greater Greensboro Open	1939 Masters Tournament
Ralph Guldahl	1938 U.S. Open Championship	1938 Western Open

Last to Win Multiple Majors in the Same Season

Player	Tournament	Tournament
Brooks Koepka	2018 U.S. Open	2018 PGA Championship
Jordan Spieth	2015 Masters Tournament	2015 U.S. Open
Rory McIlroy	2014 The Open Championship	2014 PGA Championship

Last to Successfully Defend Title at a Major

Player	Tournament
Brooks Koepka	2019 PGA Championship
Brooks Koepka	2018 U.S. Open
Padraig Harrington	2008 The Open Championship

Last to Win Consecutive Majors

Player	Tournament	Tournament
Jordan Spieth	2015 Masters Tournament	2015 U.S. Open
Rory McIlroy	2014 The Open Championship	2014 PGA Championship
Padraig Harrington	2008 The Open Championship	2008 PGA Championship

Last to Win Three Consecutive Majors

Player	Tournament	Tournament	Tournament
Tiger Woods	2000 U.S. Open Championship	2000 PGA Championship	2001 Masters Tournament

Last to Win Four Consecutive Majors

Player	Tournament	Tournament	Tournament	Tournament
Tiger Woods	2000 U.S. Open Championship	2000 The Open Championship	2000 PGA Championship	2001 Masters Tournament

Last to Earn First PGA TOUR Win at a Major

Player	Tournament
Danny Willett	2016 Masters Tournament
Charl Schwartzel	2011 Masters Tournament
Martin Kaymer	2010 PGA Championship
Louis Oosthuizen	2010 The Open Championship
Graeme McDowell	2010 U.S. Open Championship

Playoffs

Playoff Records

Longest Sudden-Death Playoff

Holes	Tournament	Result
11	1949 Motor City Open	Lloyd Mangrum and Cary Middlecoff were declared co-winners by mutual agreement due to darkness
8	2012 Mayakoba Golf Classic	John Huh defeated Robert Allenby
	1983 Phoenix Open	Bob Gilder defeated Rex Caldwell, Johnny Miller and Mark O'Meara
	1981 Quad Cities Open	Dave Barr defeated Woody Blackburn, Frank Conner, Dan Halldorson and Victor Regalado
	1978 Greater Milwaukee Open	Lee Elder defeated Lee Trevino
	1965 Azalea Open Invitational	Dick Hart defeated Phil Rodgers

Most Players in Sudden-Death Playoff

Players	Tournament	Winner	Defeated Players
6	2001 Nissan Open	Robert Allenby	Brandel Chamblee, Dennis Paulson, Jeff Sluman, Bob Tway, Toshi Izawa
	1994 GTE Byron Nelson Golf Classic	Neal Lancaster	Tom Byrum, David Edwards, Yoshinori Mizumaki, David Ogren, Mark Carnevale
5	2017 The RSM Classic	Mackenzie Hughes	Camilo Villegas, Billy Horschel, Henrik Norlander, Blayne Barber
	2015 Puerto Rico Open	Alex Cejka	Tim Petrovic, Sam Saunders, Emiliano Grillo, Jon Curran
	2005 BellSouth Classic	Phil Mickelson	José María Olazábal, Brandt Jobe, Arjun Atwal, Rich Beem
	1996 Buick Challenge	Michael Bradley	Fred Funk, Davis Love III, Len Mattiace, John Maginnes
	1993 Buick Southern Open	John Inman	Billy Andrade, Mark Brooks, Brad Bryant, Bob Estes
	1992 Bob Hope Chrysler Classic	John Cook	Rick Fehr, Tom Kite, Mark O'Meara, Gene Sauers
	1983 Kemper Open	Fred Couples	T.C. Chen, Barry Jaeckel, Gil Morgan, Scott Simpson
	1981 Bing Crosby National Pro-Am	John Cook	Bobby Clampett, Ben Crenshaw, Hale Irwin, Barney Thompson
	1981 Quad Cities Open	Dave Barr	Woody Blackburn, Frank Conner, Dan Halldorson, Victor Regalado
	1948 Tacoma Open Invitational	Ed Oliver	Fred Haas, Cary Middlecoff, Charles Congdon, Victor Ghezzi

Most Playoff Appearances in a Season

Playoffs	Player	Season	Playoffs
4	Arnold Palmer	1963	Thunderbird Classic Invitational (won), U.S. Open (lost), Cleveland Open Invitational (won) and Western Open (won)
	Jack Burke, Jr.	1952	Los Angeles Open (lost), Baton Rouge Open (won), Kansas City Open (lost), and Miami Open (won)
3	Justin Thomas	2018	THE CJ CUP @ NINE BRIDGES (won), The Honda Classic (won) and World Golf Championships-Mexico Championship (lost)
	Kevin Kisner	2015	RBC Heritage (lost), THE PLAYERS Championship (lost) and The Greenbrier Classic (lost)
	Webb Simpson	2011	Zurich Classic of New Orleans (lost), Deutsche Bank Championship (won) and McGladrey Classic (lost)
	Bill Haas	2011	Bob Hope Classic (lost), Greenbrier Classic (lost) and TOUR Championship by Coca-Cola (won)
	Horton Smith	1937	St. Petersburg Open (lost), Western Open (lost) and Hollywood Hotel Open (lost)

Most Playoffs in a Season

Playoffs	Season
18	2011
17	2015

Playoffs	Season
17	1991
16	1988

Individual Playoff Records

Player (Record)	Tournament(result), Opponent(s)
Brad Adamonis (0-1)	2008 John Deere Classic (Lost), Kenny Perry
Steve Allan (0-1)	2004 Reno-Tahoe Open (Lost), Vaughn Taylor
Robert Allenby (3-2)	2012 Mayakoba Golf Classic (Lost), John Huh 2008 Stanford St. Jude Championship (Lost), Justin Leonard 2001 Nissan Open (Won), Brandel Chamblee, Jeff Sluman, Toshimitsu Izawa, Dennis Paulson, Bob Tway 2000 Shell Houston Open (Won), Craig Stadler 2000 Advil Western Open (Won), Nick Price
Stephen Ames (1-0)	2009 Children's Miracle Network Classic (Won), Justin Leonard, George McNeill
Byeong Hun An (0-2)	2018 the Memorial Tournament presented by Nationwide (Lost), Bryson DeChambeau 2016 Zurich Classic of New Orleans (Lost), Brian Stuard
Billy Andrade (2-1)	1998 Bell Canadian Open (Won), Bob Friend 1993 Buick Southern Open (Lost), John Inman 1991 Kemper Open (Won), Jeff Sluman
Stuart Appleby (2-1)	2006 Mercedes Championships (Won), Vijay Singh 2003 Las Vegas Invitational (Won), Scott McCarron 2002 The Open Championship (Lost), Ernie Els
Tommy Armour III (0-1)	1999 Touchstone Energy Tucson Open (Lost), Gabriel Hjertstedt
Arjun Atwal (0-1)	2005 BellSouth Classic (Lost), Phil Mickelson
Woody Austin (3-1)	2013 Sanderson Farms Championship (Won), Daniel Summerhays, Cameron Beckman 2004 Buick Championship (Won), Tim Herron 2003 MCI Heritage (Lost), Davis Love III 1995 Buick Open (Won), Mike Brisky
Paul Azinger (1-2)	1993 PGA Championship (Won), Greg Norman 1990 Doral-Ryder Open (Lost), Greg Norman 1989 Bob Hope Chrysler Classic (Lost), Steve Jones
Aaron Baddeley (1-1)	2016 Barbasol Championship (Won), Si Woo Kim 2003 Sony Open in Hawaii (Lost), Ernie Els
Sangmoon Bae (0-1)	2012 Transitions Championship (Lost), Luke Donald
Briny Baird (0-1)	2011 Frys.com Open (Lost), Bryce Molder
Ian Baker-Finch (0-1)	1991 New England Classic (Lost), Bruce Fleisher
Seve Ballesteros (1-2)	1988 Manufacturers Hanover Westchester Classic (Won), Ken Green, Greg Norman, David Frost 1987 Masters Tournament (Lost), Larry Mize 1987 Manufacturers Hanover Westchester Classic (Lost), J. C. Snead
Blayne Barber (0-1)	2017 The RSM Classic (Lost), Mackenzie Hughes
Dave Barr (0-2)	1988 Canon Sammy Davis Jr.-Greater Hartford Open (Lost), Mark Brooks 1986 Greater Milwaukee Open (Lost), Corey Pavin
Andy Bean (1-2)	1986 Doral-Eastern Open (Won), Hubert Green 1984 Honda Classic (Lost), Bruce Lietzke 1984 Memorial Tournament (Lost), Jack Nicklaus
Chip Beck (0-2)	1991 Buick Open (Lost), Brad Faxon 1988 Walt Disney World/Oldsmobile Classic (Lost), Bob Lohr
Cameron Beckman (1-1)	2013 Sanderson Farms Championship (Lost), Woody Austin 2008 Frys.com Open (Won), Kevin Sutherland
Rich Beem (0-1)	2005 BellSouth Classic (Lost), Phil Mickelson
Notah Begay III (1-0)	1999 Michelob Championship at Kingsmill (Won), Tom Byrum
Charlie Beljan (0-1)	2013 Northern Trust Open (Lost), John Merrick
David Berganio, Jr. (0-1)	2002 Bob Hope Chrysler Classic (Lost), Phil Mickelson
Daniel Berger (1-2)	2020 Charles Schwab Challenge (Won), Collin Morikawa 2017 Travelers Championship (Lost), Jordan Spieth 2015 The Honda Classic (Lost), Padraig Harrington
Ronnie Black (1-1)	1989 Manufacturers Hanover Westchester Classic (Lost), Wayne Grady 1983 Southern Open (Won), Sam Torrance
Woody Blackburn (1-0)	1985 Isuzu-Andy Williams San Diego Open (Won), Ron Streck
Phil Blackmar (3-0)	1997 Shell Houston Open (Won), Kevin Sutherland 1988 Provident Classic (Won), Payne Stewart 1985 Canon Sammy Davis Jr.-Greater Hartford Open (Won), Jodie Mudd, Dan Pohl
Kris Blanks (0-1)	2011 RBC Canadian Open (Lost), Sean O'Hair
Jason Bohn (0-2)	2016 OHL Classic at Mayakoba (Lost), Graeme McDowell 2009 Wyndham Championship (Lost), Ryan Moore
Jim Booros (1-0)	1989 Deposit Guaranty Golf Classic (Won), Mike Donald
Keegan Bradley (3-1)	2018 BMW Championship (Won), Justin Rose 2012 Northern Trust Open (Lost), Bill Haas 2011 HP Byron Nelson Championship (Won), Ryan Palmer 2011 PGA Championship (Won), Jason Dufner
Michael Bradley (2-0)	2011 Puerto Rico Open presented by seepuertorico.com (Won), Troy Matteson 1996 Buick Challenge (Won), Davis Love III, Fred Funk, John Maginnes, Len Mattiace
Mike Brisky (0-2)	1999 John Deere Classic (Lost), J.L. Lewis 1995 Buick Open (Lost), Woody Austin
Mark Brooks (4-3)	2001 U.S. Open Championship (Lost), Retief Goosen 1996 Shell Houston Open (Won), Jeff Maggert 1996 PGA Championship (Won), Kenny Perry 1993 Buick Southern Open (Lost), John Inman 1991 KMart Greater Greensboro Open (Won), Gene Sauers 1988 Canon Sammy Davis Jr.-Greater Hartford Open (Won), Joey Sindelar, Dave Barr 1988 Gatlin Brothers-Southwest Golf Classic (Lost), Tom Purtzer
Billy Ray Brown (2-0)	1992 GTE Byron Nelson Golf Classic (Won), Raymond Floyd, Bruce Lietzke, Ben Crenshaw 1991 Canon Greater Hartford Open (Won), Corey Pavin, Rick Fehr
Olin Browne (1-0)	1998 Canon Greater Hartford Open (Won), Larry Mize, Stewart Cink
Brad Bryant (0-1)	1993 Buick Southern Open (Lost), John Inman
George Burns (0-2)	1985 Manufacturers Hanover Westchester Classic (Lost), Roger Maltbie 1984 Bay Hill Classic (Lost), Gary Koch
Jonathan Byrd (2-1)	2011 Hyundai Tournament of Champions (Won), Robert Garrigus 2011 Wells Fargo Championship (Lost), Lucas Glover 2010 Justin Timberlake Shriners Hospitals for Children Open (Won), Cameron Percy, Martin Laird
Tom Byrum (0-2)	1999 Michelob Championship at Kingsmill (Lost), Notah Begay III 1994 GTE Byron Nelson Golf Classic (Lost), Neal Lancaster
Ángel Cabrera (1-1)	2013 Masters Tournament (Lost), Adam Scott 2009 Masters Tournament (Won), Kenny Perry, Chad Campbell
George Cadle (0-1)	1983 Greater Milwaukee Open (Lost), Morris Hatalsky
Mark Calcavecchia (0-4)	2005 Chrysler Classic of Tucson (Lost), Geoff Ogilvy 1993 Greater Milwaukee Open (Lost), Billy Mayfair 1990 Doral-Ryder Open (Lost), Greg Norman 1987 Byron Nelson Golf Classic (Lost), Fred Couples
Rex Caldwell (0-2)	1983 Bob Hope Desert Classic (Lost), Keith Fergus 1983 Phoenix Open (Lost), Bob Gilder
Chad Campbell (0-3)	2009 Masters Tournament (Lost), Ángel Cabrera 2009 Justin Timberlake Shriners Hospitals for Children Open (Lost), Martin Laird 2005 Nissan Open (Lost), Adam Scott
Patrick Cantlay (1-1)	2020 Shriners Hospitals for Children Open (Lost), Kevin Na 2018 Shriners Hospitals for Children Open (Won), Alex Cejka, Whee Kim
Mark Carnevale (0-1)	1994 GTE Byron Nelson Golf Classic (Lost), Neal Lancaster
Paul Casey (1-2)	2015 Northern Trust Open (Lost), James Hahn 2015 Travelers Championship (Lost), Bubba Watson 2009 Shell Houston Open (Won), J.B. Holmes
Roberto Castro (0-1)	2016 Wells Fargo Championship (Lost), James Hahn
Alex Cejka (1-1)	2018 Shriners Hospitals for Children Open (Lost), Patrick Cantlay 2015 Puerto Rico Open (Won), Jon Curran, Emiliano Grillo, Tim Petrovic, Sam Saunders
Brandel Chamblee (0-2)	2001 Nissan Open (Lost), Robert Allenby 1996 BellSouth Classic (Lost), Paul Stankowski
Kevin Chappell (0-1)	2016 TOUR Championship (Lost), Rory McIlroy
T.C. Chen (1-1)	1987 Los Angeles Open Presented by Nissan (Won), Ben Crenshaw 1983 Kemper Open (Lost), Fred Couples
K.J. Choi (1-0)	2011 THE PLAYERS Championship (Won), David Toms
Daniel Chopra (1-0)	2008 Mercedes-Benz Championship (Won), Steve Stricker
Stewart Cink (2-2)	2009 The Open Championship (Won), Tom Watson 2006 World Golf Championships-Bridgestone Invitational (Lost), Tiger Woods 2004 MCI Heritage (Won), Ted Purdy 1998 Canon Greater Hartford Open (Lost), Olin Browne
Tim Clark (0-2)	2015 World Golf Championships-HSBC Champions (Lost), Bubba Watson 2009 Crowne Plaza Invitational at Colonial (Lost), Steve Stricker
Michael Clark II (1-0)	2000 John Deere Classic (Won), Kirk Triplett
José Coceres (1-2)	2007 Mayakoba Golf Classic at Riviera Maya-Cancun (Lost), Fred Funk 2007 The Honda Classic (Lost), Mark Wilson 2001 WORLDCOM CLASSIC-The Heritage of Golf (Won), Billy Mayfair
Russ Cochran (0-2)	1991 Deposit Guaranty Golf Classic (Lost), Larry Silveira 1991 THE TOUR Championship (Lost), Craig Stadler
Jim Colbert (1-0)	1983 Colonial National Invitation (Won), Fuzzy Zoeller
John Cook (2-3)	1992 Bob Hope Chrysler Classic (Won), Gene Sauers, Rick Fehr, Tom Kite, Mark O'Meara 1990 Federal Express St. Jude Classic (Lost), Tom Kite 1990 Las Vegas Invitational (Lost), Bob Tway 1986 Bob Hope Chrysler Classic (Lost), Donnie Hammond 1983 Canadian Open (Won), Johnny Miller
Fred Couples (5-4)	1998 Bob Hope Chrysler Classic (Won), Bruce Lietzke 1994 Mercedes Championships (Lost), Phil Mickelson 1993 Honda Classic (Won), Robert Gamez 1992 Nissan Los Angeles Open (Won), Davis Love III 1992 Honda Classic (Lost), Corey Pavin 1988 Phoenix Open (Lost), Sandy Lyle 1987 Byron Nelson Golf Classic (Won), Mark Calcavecchia 1986 Western Open (Lost), Tom Kite 1983 Kemper Open (Won), Gil Morgan, Barryjaeckel, Scott Simpson, T.C. Chen
Ben Crane (1-0)	2011 The McGladrey Classic (Won), Webb Simpson
Ben Crenshaw (0-3)	1992 GTE Byron Nelson Golf Classic (Lost), Billy Ray Brown 1989 NEC World Series of Golf (Lost), David Frost 1987 Los Angeles Open Presented by Nissan (Lost), T.C. Chen
Jon Curran (0-2)	2016 the Memorial Tournament presented by Nationwide (Lost), William McGirt 2015 Puerto Rico Open (Lost), Alex Cejka

2020-21 PGA TOUR MEDIA GUIDE | Section 5: All-Time Records

Player(Record)	Tournament(result), Opponent(s)
John Daly (2-2)	2005 Shell Houston Open (Lost), Vijay Singh 2005 World Golf Championships-American Express Championship (Lost), Tiger Woods 2004 Buick Invitational (Won), Chris Riley, Luke Donald 1995 The Open Championship (Won), Costantino Rocca
Robert Damron (1-1)	2004 EDS Byron Nelson Championship (Lost), Sergio Garcia 2001 Verizon Byron Nelson Classic (Won), Scott Verplank
Brian Davis (0-1)	2010 Verizon Heritage (Lost), Jim Furyk
Glen Day (1-0)	1999 MCI Classic (Won), Jeff Sluman, Payne Stewart
Jason Day (2-1)	2018 Farmers Insurance Open (Won), Ryan Palmer, Alex Noren 2017 AT&T Byron Nelson (Lost), Billy Horschel 2015 Farmers Insurance Open (Won), Harris English, Scott Stallings, J.B. Holmes
Brendon de Jonge (0-1)	2015 The McGladrey Classic (Lost), Robert Streb
Bryson DeChambeau (1-0)	2018 the Memorial Tournament presented by Nationwide (Won), Byeong Hun An, Kyle Stanley
Chris DiMarco (1-2)	2005 Masters Tournament (Lost), Tiger Woods 2004 PGA Championship (Lost), Vijay Singh 2001 Buick Challenge (Won), David Duval
Trevor Dodds (1-0)	1998 Greater Greensboro Chrysler Classic (Won), Scott Verplank
Luke Donald (1-2)	2012 Transitions Championship (Won), Sangmoon Bae, Jim Furyk, Robert Garrigus 2011 The Heritage (Lost), Brandt Snedeker 2004 Buick Invitational (Lost), John Daly
Mike Donald (1-2)	1990 U.S. Open Championship (Lost), Hale Irwin 1989 Deposit Guaranty Golf Classic (Lost), Jim Booros 1989 Anheuser-Busch Golf Classic (Won), Tim Simpson, Hal Sutton
Ed Dougherty (0-1)	1990 Greater Milwaukee Open (Lost), Jim Gallagher, Jr.
James Driscoll (0-2)	2009 Valero Texas Open (Lost), Zach Johnson 2005 Zurich Classic of New Orleans (Lost), Tim Petrovic
Jason Dufner (2-3)	2016 CareerBuilder Challenge in partnership with the Clinton Foundation (Won), David Lingmerth 2014 Crowne Plaza Invitational at Colonial (Lost), Adam Scott 2012 Zurich Classic of New Orleans (Won), Ernie Els 2011 Waste Management Phoenix Open (Lost), Mark Wilson 2011 PGA Championship (Lost), Keegan Bradley
Ken Duke (1-0)	2013 Travelers Championship (Won), Chris Stroud
Tyler Duncan (1-0)	2020 The RSM Classic (Won), Webb Simpson
Joe Durant (0-1)	2006 Southern Farm Bureau Classic (Lost), D.J. Trahan
David Duval (2-2)	2001 Buick Challenge (Lost), Chris DiMarco 2000 Buick Classic (Lost), Dennis Paulson 1997 Michelob Championship at Kingsmill (Won), Grant Waite, Duffy Waldorf 1997 Walt Disney World/Oldsmobile Classic (Won), Dan Forsman
Bob Eastwood (1-0)	1985 Byron Nelson Golf Classic (Won), Payne Stewart
Danny Edwards (1-0)	1983 Miller High Life QCO (Won), Morris Hatafsky
David Edwards (1-1)	1994 GTE Byron Nelson Golf Classic (Lost), Neal Lancaster 1992 Memorial Tournament (Won), Rick Fehr
Steve Elkington (4-4)	2002 The Open Championship (Lost), Ernie Els 1998 Buick Challenge (Won), Fred Funk 1995 Mercedes Championships (Won), Bruce Lietzke 1995 PGA Championship (Won), Colin Montgomerie 1993 KMart Greater Greensboro Open (Lost), Rocco Mediate 1992 Infiniti Tournament of Champions (Won), Brad Faxon 1992 Buick Open (Lost), Dan Forsman 1992 H.E.B. Texas Open (Lost), Nick Price
Ernie Els (4-4)	2012 Zurich Classic of New Orleans (Lost), Jason Dufner 2004 Sony Open in Hawaii (Won), Harrison Frazar 2004 The Open Championship (Lost), Todd Hamilton 2003 Sony Open in Hawaii (Won), Aaron Baddeley 2002 The Open Championship (Won), Steve Elkington, Thomas Levet, Stuart Appleby 2001 THE TOUR Championship (Lost), Mike Weir 2000 Mercedes Championships (Lost), Tiger Woods 1994 U.S. Open Championship (Won), Loren Roberts, Colin Montgomerie
Harris English (0-1)	2015 Farmers Insurance Open (Lost), Jason Day
Derek Ernst (1-0)	2013 Wells Fargo Championship (Won), David Lynn
Bob Estes (0-4)	2011 The Greenbrier Classic (Lost), Scott Stallings 2003 HP Classic of New Orleans (Lost), Steve Flesch 1993 Buick Southern Open (Lost), John Inman 1989 B.C. Open (Lost), Mike Hulbert
Nick Faldo (2-1)	1990 Masters Tournament (Won), Raymond Floyd 1989 Masters Tournament (Won), Scott Hoch 1988 U.S. Open Championship (Lost), Curtis Strange
Brad Faxon (3-5)	2005 Buick Championship (Won), Tjaart van der Walt 2003 Bell Canadian Open (Lost), Bob Tway 1999 B.C. Open (Won), Fred Funk 1997 Greater Greensboro Chrysler Classic (Lost), Frank Nobilo 1996 United Airlines Hawaiian Open (Lost), Jim Furyk 1992 Infiniti Tournament of Champions (Lost), Steve Elkington 1992 Buick Open (Lost), Dan Forsman 1991 Buick Open (Won), Chip Beck
Rick Fehr (0-3)	1992 Bob Hope Chrysler Classic (Lost), John Cook 1992 Memorial Tournament (Lost), David Edwards 1991 Canon Greater Hartford Open (Lost), Billy Ray Brown
Keith Fergus (1-0)	1983 Bob Hope Desert Classic (Won), Rex Caldwell
Tony Finau (1-2)	2020 Waste Management Phoenix Open (Lost), Webb Simpson 2019 World Golf Championships-HSBC Champions (Lost), Xander Schauffele 2016 Puerto Rico Open at Coco Beach (Won), Steve Marino
Bruce Fleisher (1-0)	1991 New England Classic (Won), Ian Baker-Finch
Steve Flesch (1-0)	2003 HP Classic of New Orleans (Won), Bob Estes
Raymond Floyd (1-3)	1992 GTE Byron Nelson Golf Classic (Lost), Billy Ray Brown 1990 Masters Tournament (Lost), Nick Faldo 1986 Walt Disney World/Oldsmobile Classic (Won), Lon Hinkle, Mike Sullivan 1985 Manufacturers Hanover Westchester Classic (Lost), Roger Maltbie
Dan Forsman (1-1)	1997 Walt Disney World/Oldsmobile Classic (Lost), David Duval 1992 Buick Open (Won), Brad Faxon, Steve Elkington
Rickie Fowler (2-2)	2016 Waste Management Phoenix Open (Lost), Hideki Matsuyama 2015 THE PLAYERS Championship (Won), Kevin Kisner, Sergio Garcia 2012 Wells Fargo Championship (Won), Rory McIlroy, D.A. Points 2009 Frys.com Open (Lost), Troy Matteson
Carlos Franco (1-0)	2000 COMPAQ Classic of New Orleans (Won), Blaine McCallister
Harrison Frazar (1-1)	2011 FedEx St. Jude Classic (Won), Robert Karlsson 2004 Sony Open in Hawaii (Lost), Ernie Els
Bob Friend (0-1)	1998 Bell Canadian Open (Lost), Billy Andrade
David Frost (2-3)	1995 MCI Classic (Lost), Bob Tway 1989 NEC World Series of Golf (Won), Ben Crenshaw 1988 Manufacturers Hanover Westchester Classic (Lost), Seve Ballesteros 1988 Southern Open (Won), Bob Tway 1986 Western Open (Lost), Tom Kite
Fred Funk (2-3)	2007 Mayakoba Golf Classic at Riviera Maya-Cancun (Won), José Coceres 1999 B.C. Open (Lost), Brad Faxon 1998 Buick Challenge (Lost), Steve Elkington 1996 B.C. Open (Won), Pete Jordan 1996 Buick Challenge (Lost), Michael Bradley
Jim Furyk (4-8)	2015 RBC Heritage (Won), Kevin Kisner 2012 Transitions Championship (Lost), Luke Donald 2010 Verizon Heritage (Won), Brian Davis 2007 Crowne Plaza Invitational at Colonial (Lost), Rory Sabbatini 2006 Wachovia Championship (Won), Trevor Immelman 2005 Wachovia Championship (Lost), Vijay Singh 2005 Michelin Championship at Las Vegas (Lost), Wes Short, Jr. 2003 Ford Championship at Doral (Lost), Scott Hoch 2001 World Golf Championships-NEC Invitational (Lost), Tiger Woods 1998 Buick Classic (Lost), J.P. Hayes 1997 United Airlines Hawaiian Open (Lost), Paul Stankowski 1996 United Airlines Hawaiian Open (Won), Brad Faxon
Jim Gallagher, Jr. (1-1)	1991 NEC World Series of Golf (Lost), Tom Purtzer 1990 Greater Milwaukee Open (Won), Billy Mayfair, Ed Dougherty
Robert Gomez (0-1)	1993 Honda Classic (Lost), Fred Couples
Sergio Garcia (6-6)	2017 Masters Tournament (Won), Justin Rose 2016 AT&T Byron Nelson (Won), Brooks Koepka 2015 THE PLAYERS Championship (Lost), Rickie Fowler 2008 THE PLAYERS Championship (Won), Paul Goydos 2008 The Barclays (Lost), Vijay Singh 2008 THE TOUR Championship presented by Coca-Cola (Lost), Camilo Villegas 2007 The Open Championship (Lost), Padraig Harrington 2005 Wachovia Championship (Lost), Vijay Singh 2004 EDS Byron Nelson Championship (Won), Robert Damron, Dudley Hart 2004 Buick Classic (Won), Rory Sabbatini, Padraig Harrington 2002 Mercedes Championships (Won), David Toms 2001 THE TOUR Championship (Lost), Mike Weir
Buddy Gardner (0-1)	1987 Big "I" Houston Open (Lost), Jay Haas
Robert Garrigus (0-3)	2012 Transitions Championship (Lost), Luke Donald 2011 Hyundai Tournament of Champions (Lost), Jonathan Byrd 2010 St. Jude Classic presented by Smith & Nephew (Lost), Lee Westwood
Brian Gay (1-1)	2013 Humana Challenge in partnership with the Clinton Foundation (Won), Charles Howell III, David Lingmerth 2008 Viking Classic (Lost), Will MacKenzie
Bob Gilder (1-0)	1983 Phoenix Open (Won), Mark O'Meara, Johnny Miller, Rex Caldwell
Tom Gillis (0-1)	2015 John Deere Classic (Lost), Jordan Spieth
Lucas Glover (1-0)	2011 Wells Fargo Championship (Won), Jonathan Byrd
Fabián Gómez (1-0)	2016 Sony Open in Hawaii (Won), Brandt Snedeker
Retief Goosen (1-1)	2009 RBC Canadian Open (Lost), Nathan Green 2001 U.S. Open Championship (Won), Mark Brooks
Paul Gow (0-1)	2001 B.C. Open (Lost), Jeff Sluman
Paul Goydos (0-1)	2008 THE PLAYERS Championship (Lost), Sergio Garcia
Wayne Grady (1-0)	1989 Manufacturers Hanover Westchester Classic (Won), Ronnie Black
Hubert Green (0-1)	1986 Doral-Eastern Open (Lost), Andy Bean
Ken Green (0-2)	1988 KMart Greater Greensboro Open (Lost), Sandy Lyle 1988 Manufacturers Hanover Westchester Classic (Lost), Seve Ballesteros
Nathan Green (1-1)	2009 RBC Canadian Open (Won), Retief Goosen 2006 Buick Invitational (Lost), Tiger Woods
Emiliano Grillo (1-1)	2016 Frys.com Open (Won), Kevin Na 2015 Puerto Rico Open (Lost), Alex Cejka
Bill Haas (2-3)	2016 Valspar Championship (Lost), Charl Schwartzel 2012 Northern Trust Open (Won), Phil Mickelson, Keegan Bradley 2011 The Greenbrier Classic (Lost), Scott Stallings 2011 TOUR Championship by Coca-Cola (Won), Hunter Mahan 2011 Bob Hope Classic (Lost), Jhonattan Vegas
Jay Haas (2-0)	1993 H.E.B. Texas Open (Won), Bob Lohr 1987 Big "I" Houston Open (Won), Buddy Gardner
James Hahn (2-1)	2018 Sony Open in Hawaii (Lost), Patton Kizire 2016 Wells Fargo Championship (Won), Roberto Castro 2015 Northern Trust Open (Won), Paul Casey, Dustin Johnson
Gary Hallberg (0-2)	1991 H.E.B. Texas Open (Lost), Blaine McCallister 1984 Isuzu-Andy Williams San Diego Open (Lost), Gary Koch

2020-21 PGA TOUR MEDIA GUIDE | Section 5: All-Time Records

Player (Record)	Tournament (result), Opponent(s)
Jim Hallet (0-2)	1991 USF&G Classic (Lost), Ian Woosnam 1990 Buick Southern Open (Lost), Kenny Knox
Todd Hamilton (1-0)	2004 The Open Championship (Won), Ernie Els
Donnie Hammond (1-0)	1986 Bob Hope Chrysler Classic (Won), John Cook
Padraig Harrington (3-1)	2015 The Honda Classic (Won), Daniel Berger 2007 The Open Championship (Won), Sergio Garcia 2005 The Honda Classic (Won), Vijay Singh, Joe Ogilvie 2004 Buick Classic (Lost), Sergio Garcia
Dudley Hart (0-1)	2004 EDS Byron Nelson Championship (Lost), Sergio Garcia
Morris Hatafsky (2-1)	1988 Kemper Open (Won), Tom Kite 1983 Greater Milwaukee Open (Won), George Cadle 1983 Miller High Life QCO (Lost), Danny Edwards
J.P. Hayes (1-0)	1998 Buick Classic (Won), Jim Furyk
David Hearn (0-2)	2015 The Greenbrier Classic (Lost), Danny Lee 2013 John Deere Classic (Lost), Jordan Spieth
Mike Heinen (0-1)	1995 Freeport-McMoran Classic (Lost), Davis Love III
Nolan Henke (0-1)	1995 MCI Classic (Lost), Bob Tway
Russell Henley (1-0)	2014 The Honda Classic (Won), Ryan Palmer, Russell Knox, Rory McIlroy
Brian Henninger (1-0)	1994 Deposit Guaranty Golf Classic (Won), Mike Sullivan
Mark Hensby (1-0)	2004 John Deere Classic (Won), John Morgan
Tim Herron (2-1)	2006 Bank of America Colonial (Won), Richard Johnson 2004 Buick Championship (Lost), Woody Austin 1999 Bay Hill Invitational (Won), Tom Lehman
Lon Hinkle (0-1)	1986 Walt Disney World/Oldsmobile Classic (Lost), Raymond Floyd
Gabriel Hjertstedt (1-0)	1999 Touchstone Energy Tucson Open (Won), Tommy Armour III
Scott Hoch (2-2)	2003 Ford Championship at Doral (Won), Jim Furyk 1995 Shell Houston Open (Lost), Payne Stewart 1989 Masters Tournament (Lost), Nick Faldo 1989 Las Vegas Invitational (Won), Robert Wrenn
Charley Hoffman (1-2)	2017 RBC Canadian Open (Lost), Jhonattan Vegas 2009 FBR Open (Lost), Kenny Perry 2007 Bob Hope Chrysler Classic (Won), John Rollins
J.B. Holmes (2-2)	2015 Farmers Insurance Open (Lost), Jason Day 2015 Shell Houston Open (Won), Johnson Wagner, Jordan Spieth 2009 Shell Houston Open (Lost), Paul Casey 2008 FBR Open (Won), Phil Mickelson
Billy Horschel (1-1)	2017 The RSM Classic (Lost), Mackenzie Hughes 2017 AT&T Byron Nelson (Won), Jason Day
Beau Hossler (0-1)	2018 Houston Open (Lost), Ian Poulter
Charles Howell III (2-4)	2019 The RSM Classic (Won), Patrick Rodgers 2017 Quicken Loans National (Lost), Kyle Stanley 2013 Humana Challenge in partnership with the Clinton Foundation (Lost), Brian Gay 2007 Nissan Open (Won), Phil Mickelson 2003 Nissan Open (Lost), Mike Weir 2001 Greater Milwaukee Open (Lost), Shigeki Maruyama
Mackenzie Hughes (1-0)	2017 The RSM Classic (Won), Henrik Norlander, Blayne Barber, Camilo Villegas, Billy Horschel
John Huh (1-0)	2012 Mayakoba Golf Classic (Won), Robert Allenby
Mike Hulbert (2-0)	1991 Anheuser-Busch Golf Classic (Won), Kenny Knox 1989 B.C. Open (Won), Bob Estes
John Huston (0-1)	1993 Shell Houston Open (Lost), Jim McGovern
Sungjae Im (0-1)	2020 Sanderson Farms Championship (Lost), Sebastián Muñoz
Ryuji Imada (1-1)	2008 AT&T Classic (Won), Kenny Perry 2007 AT&T Classic (Lost), Zach Johnson
Trevor Immelman (0-2)	2008 Stanford St. Jude Championship (Lost), Justin Leonard 2006 Wachovia Championship (Lost), Jim Furyk
John Inman (1-0)	1993 Buick Southern Open (Won), Brad Bryant, Bob Estes, Billy Andrade, Mark Brooks
Hale Irwin (2-1)	1991 Memorial Tournament (Lost), Kenny Perry 1990 U.S. Open Championship (Won), Mike Donald 1984 Bing Crosby National Pro-Am (Won), Jim Nelford
Toshimitsu Iizawa (0-1)	2001 Nissan Open (Lost), Robert Allenby
Peter Jacobsen (1-2)	1989 Beatrice Western Open (Lost), Mark McCumber 1985 Honda Classic (Lost), Curtis Strange 1984 Colonial National Invitation (Won), Payne Stewart
Barry Jaeckel (0-1)	1983 Kemper Open (Lost), Fred Couples
Lee Janzen (1-0)	1995 Kemper Open (Won), Corey Pavin
Miguel Angel Jiménez (0-1)	1999 World Golf Championships-American Express Championship (Lost), Tiger Woods
Brandt Jobe (0-1)	2005 BellSouth Classic (Lost), Phil Mickelson
Dustin Johnson (1-2)	2020 BMW Championship (Lost), Jon Rahm 2017 THE NORTHERN TRUST (Won), Jordan Spieth 2015 Northern Trust Open (Lost), James Hahn
Richard Johnson (0-1)	2006 Bank of America Colonial (Lost), Tim Herron
Zach Johnson (4-1)	2015 The Open Championship (Won), Marc Leishman, Louis Oosthuizen 2013 John Deere Classic (Lost), Jordan Spieth 2012 John Deere Classic (Won), Troy Matteson 2009 Valero Texas Open (Won), James Driscoll 2007 AT&T Classic (Won), Ryuji Imada
Matt Jones (1-0)	2014 Shell Houston Open (Won), Matt Kuchar
Steve Jones (2-1)	1990 MCI Heritage Golf Classic (Lost), Payne Stewart 1989 Bob Hope Chrysler Classic (Won), Paul Azinger, Sandy Lyle 1988 AT&T Pebble Beach National Pro-Am (Won), Bob Tway
Pete Jordan (0-1)	1996 B.C. Open (Lost), Fred Funk
Robert Karlsson (0-2)	2011 FedEx St. Jude Classic (Lost), Harrison Frazer 2010 St. Jude Classic presented by Smith & Nephew (Lost), Lee Westwood
Jonathan Kaye (1-1)	2003 Buick Classic (Won), John Rollins 2002 Reno-Tahoe Open (Lost), Chris Riley
Martin Kaymer (1-0)	2010 PGA Championship (Won), Bubba Watson
Jerry Kelly (0-1)	1996 Greater Milwaukee Open (Lost), Loren Roberts
Troy Kelly (0-1)	2012 The Greenbrier Classic (Lost), Ted Potter, Jr.
Skip Kendall (0-3)	2004 Bob Hope Chrysler Classic (Lost), Phil Mickelson 2000 Southern Farm Bureau Classic (Lost), Steve Lowery 1998 Buick Invitational (Lost), Scott Simpson
Anthony Kim (1-0)	2010 Shell Houston Open (Won), Vaughn Taylor
Si Woo Kim (0-2)	2018 RBC Heritage (Lost), Satoshi Kodaira 2016 Barbasol Championship (Lost), Aaron Baddeley
Whee Kim (0-1)	2018 Shriners Hospitals for Children Open (Lost), Patrick Cantlay
Kevin Kisner (0-3)	2015 RBC Heritage (Lost), Jim Furyk 2015 THE PLAYERS Championship (Lost), Rickie Fowler 2015 The Greenbrier Classic (Lost), Danny Lee
Tom Kite (4-3)	1992 Bob Hope Chrysler Classic (Lost), John Cook 1990 Federal Express St. Jude Classic (Won), John Cook 1989 Nestle Invitational (Won), Davis Love III 1989 Nabisco Championship (Won), Payne Stewart 1988 Kemper Open (Lost), Morris Hatafsky 1988 Nabisco Championship (Lost), Curtis Strange 1986 Western Open (Won), Fred Couples, Nick Price, David Frost
Patton Kizzire (1-0)	2018 Sony Open in Hawaii (Won), James Hahn
Kenny Knox (1-1)	1991 Anheuser-Busch Golf Classic (Lost), Mike Hulbert 1990 Buick Southern Open (Won), Jim Hallet
Russell Knox (0-2)	2016 OHL Classic at Mayakoba (Lost), Graeme McDowell 2014 The Honda Classic (Lost), Russell Henley
Gary Koch (2-0)	1984 Isuzu-Andy Williams San Diego Open (Won), Gary Hallberg 1984 Bay Hill Classic (Won), George Burns
Satoshi Kodaira (1-0)	2018 RBC Heritage (Won), Si Woo Kim
Brooks Koepka (0-1)	2016 AT&T Byron Nelson (Lost), Sergio Garcia
Matt Kuchar (2-1)	2014 Shell Houston Open (Lost), Matt Jones 2010 The Barclays (Won), Martin Laird 2009 Turning Stone Resort Championship (Won), Vaughn Taylor
Martin Laird (1-2)	2010 The Barclays (Lost), Matt Kuchar 2010 Justin Timberlake Shriners Hospitals for Children Open (Lost), Jonathan Byrd 2009 Justin Timberlake Shriners Hospitals for Children Open (Won), George McNeill, Chad Campbell
Neal Lancaster (1-1)	2002 Bell Canadian Open (Lost), John Rollins 1994 GTE Byron Nelson Golf Classic (Won), David Edwards, Yoshinori Mizumaki, David Ogrin, Tom Byrum, Mark Carnevale
Andrew Landry (0-1)	2018 CareerBuilder Challenge (Lost), Jon Rahm
Bernhard Langer (1-2)	2007 Crowne Plaza Invitational at Colonial (Lost), Rory Sabbatini 1986 Shearson Lehman Brothers Andy Williams Open (Lost), Bob Tway 1985 Sea Pines Heritage (Won), Bobby Wadkins
Paul Lawrie (1-0)	1999 The Open Championship (Won), Justin Leonard, Jean Van de Velde
Danny Lee (1-0)	2015 The Greenbrier Classic (Won), Kevin Kisner, Robert Streb, David Hearn
Tom Lehman (0-2)	1999 Bay Hill Invitational (Lost), Tim Herron 1997 Mercedes Championships (Lost), Tiger Woods
Marc Leishman (0-2)	2018 THE CJ CUP @ NINE BRIDGES (Lost), Justin Thomas 2015 The Open Championship (Lost), Zach Johnson
Justin Leonard (2-5)	2009 Children's Miracle Network Classic (Lost), Stephen Ames 2008 Stanford St. Jude Championship (Won), Robert Allenby, Trevor Immelman 2007 Valero Texas Open (Won), Jesper Parnevik 2004 PGA Championship (Lost), Vijay Singh 2002 Bell Canadian Open (Lost), John Rollins 1999 The Open Championship (Lost), Paul Lawrie 1996 Phoenix Open (Lost), Phil Mickelson
Thomas Levet (0-1)	2002 The Open Championship (Lost), Ernie Els
Wayne Levi (1-1)	1985 Georgia-Pacific Atlanta Golf Classic (Won), Steve Pate 1984 Hawaiian Open (Lost), Jack Renner
Spencer Levin (0-1)	2011 Mayakoba Golf Classic at Riviera Maya-Cancun (Lost), Johnson Wagner
J.L. Lewis (1-0)	1999 John Deere Classic (Won), Mike Brisky

2020-21 PGA TOUR MEDIA GUIDE | Section 5: All-Time Records

Player (Record)	Tournament(result), Opponent(s)
Frank Lickliter II (0-1)	2001 Buick Invitational (Lost), Phil Mickelson
Bruce Lietzke (3-4)	1998 Bob Hope Chrysler Classic (Lost), Fred Couples 1995 Mercedes Championships (Lost), Steve Elkington 1992 GTE Byron Nelson Golf Classic (Lost), Billy Ray Brown 1992 Southwestern Bell Colonial (Won), Corey Pavin 1992 Canadian Open (Lost), Greg Norman 1988 GTE Byron Nelson Golf Classic (Won), Clarence Rose 1984 Honda Classic (Won), Andy Bean
David Lingmerth (1-2)	2016 CareerBuilder Challenge in partnership with the Clinton Foundation (Lost), Jason Dufner 2015 the Memorial Tournament presented by Nationwide (Won), Justin Rose 2013 Humana Challenge in partnership with the Clinton Foundation (Lost), Brian Gay
Luke List (0-1)	2018 The Honda Classic (Lost), Justin Thomas
Bob Lohr (1-2)	1995 Bell Canadian Open (Lost), Mark O'Meara 1993 H.E.B. Texas Open (Lost), Jay Haas 1988 Walt Disney World/Oldsmobile Classic (Won), Chip Beck
Davis Love III (2-7)	2003 MCI Heritage (Won), Woody Austin 2001 Buick Invitational (Lost), Phil Mickelson 2000 GTE Byron Nelson Classic (Lost), Jesper Parnevik 1996 Buick Challenge (Lost), Michael Bradley 1996 Las Vegas Invitational (Lost), Tiger Woods 1995 Freeport-McMoran Classic (Won), Mike Heinen 1992 Nissan Los Angeles Open (Lost), Fred Couples 1991 NEC World Series of Golf (Lost), Tom Purtzer 1989 Nestle Invitational (Lost), Tom Kite
Jamie Lovemark (0-2)	2016 Zurich Classic of New Orleans (Lost), Brian Stuard 2009 Frys.com Open (Lost), Troy Matteson
Steve Lowery (2-0)	2008 AT&T Pebble Beach National Pro-Am (Won), Vijay Singh 2000 Southern Farm Bureau Classic (Won), Skip Kendall
Sandy Lyle (3-1)	1989 Bob Hope Chrysler Classic (Lost), Steve Jones 1988 Phoenix Open (Won), Fred Couples 1988 KMart Greater Greensboro Open (Won), Ken Green 1987 Tournament Players Championship (Won), Jeff Sluman
David Lynn (0-1)	2013 Wells Fargo Championship (Lost), Derek Ernst
Will MacKenzie (1-1)	2015 The McGladrey Classic (Lost), Robert Streb 2008 Viking Classic (Won), Brian Gay, Marc Turnesa
Andrew Magee (1-0)	1991 Las Vegas Invitational (Won), D.A. Weibring
Jeff Maggert (0-1)	1996 Shell Houston Open (Lost), Mark Brooks
John Maginnes (0-1)	1996 Buick Challenge (Lost), Michael Bradley
John Mahaffey (2-1)	1985 Anheuser-Busch Golf Classic (Lost), Mark Wiebe 1985 Texas Open (Won), Jodie Mudd 1984 Bob Hope Classic (Won), Jim Simons
Hunter Mahan (1-2)	2011 TOUR Championship by Coca-Cola (Lost), Bill Haas 2007 Travelers Championship (Won), Jay Williamson 2004 Reno-Tahoe Open (Lost), Vaughn Taylor
John Mallinger (0-1)	2009 U.S. Bank Championship in Milwaukee (Lost), Bo Van Pelt
Roger Maltbie (1-1)	1986 Canon Sammy Davis Jr.-Greater Hartford Open (Lost), Mac O'Grady 1985 Manufacturers Hanover Westchester Classic (Won), Raymond Floyd, George Burns
Steve Marino (0-2)	2016 Puerto Rico Open at Cocco Beach (Lost), Tony Finau 2009 Crowne Plaza Invitational at Colonial (Lost), Steve Stricker
Doug Martin (0-1)	1995 Buick Classic (Lost), Vijay Singh
Shigeki Maruyama (1-0)	2001 Greater Milwaukee Open (Won), Charles Howell III
Hideki Matsuyama (3-0)	2017 Waste Management Phoenix Open (Won), Webb Simpson 2016 Waste Management Phoenix Open (Won), Rickie Fowler 2014 the Memorial Tournament presented by Nationwide Insurance (Won), Kevin Na
Troy Matteson (1-2)	2012 John Deere Classic (Lost), Zach Johnson 2011 Puerto Rico Open presented by seepuertorico.com (Lost), Michael Bradley 2009 Frys.com Open (Won), Rickie Fowler, Jamie Lovemark
Len Mattiace (0-2)	2003 Masters Tournament (Lost), Mike Weir 1996 Buick Challenge (Lost), Michael Bradley
Bob May (0-1)	2000 PGA Championship (Lost), Tiger Woods
Billy Mayfair (2-5)	2001 WORLDCOM CLASSIC-The Heritage of Golf (Lost), José Coceres 1998 Nissan Open (Won), Tiger Woods 1995 Phoenix Open (Lost), Vijay Singh 1995 NEC World Series of Golf (Lost), Greg Norman 1993 Greater Milwaukee Open (Won), Ted Schulz, Mark Calcavecchia 1990 Greater Milwaukee Open (Lost), Jim Gallagher, Jr. 1990 Nabisco Championship (Lost), Jodie Mudd
Blaine McCallister (1-2)	2000 COMPAQ Classic of New Orleans (Lost), Carlos Franco 1991 H.E.B. Texas Open (Won), Gary Hallberg 1986 Bank of Boston Classic (Lost), Gene Sauers
Scott McCarron (0-2)	2004 Reno-Tahoe Open (Lost), Vaughn Taylor 2003 Las Vegas Invitational (Lost), Stuart Appleby
Mark McCumber (2-0)	1994 THE TOUR Championship (Won), Fuzzy Zoeller 1989 Beatrice Western Open (Won), Peter Jacobsen
Graeme McDowell (2-0)	2016 OHL Classic at Mayakoba (Won), Jason Bohn, Russell Knox 2013 RBC Heritage (Won), Webb Simpson
William McGirt (1-0)	2016 the Memorial Tournament presented by Nationwide (Won), Jon Curran
Jim McGovern (1-0)	1993 Shell Houston Open (Won), John Huston
Rory McIlroy (2-2)	2020 World Golf Championships-HSBC Champions (Won), Xander Schauffele 2016 TOUR Championship (Won), Ryan Moore, Kevin Chappell 2014 The Honda Classic (Lost), Russell Henley 2012 Wells Fargo Championship (Lost), Rickie Fowler
George McNeill (0-2)	2009 Justin Timberlake Shriners Hospitals for Children Open (Lost), Martin Laird 2009 Children's Miracle Network Classic (Lost), Stephen Ames
Rocco Mediate (2-1)	2008 U.S. Open Championship (Lost), Tiger Woods 1993 KMart Greater Greensboro Open (Won), Steve Elkington 1991 Doral-Ryder Open (Won), Curtis Strange
John Merrick (1-0)	2013 Northern Trust Open (Won), Charlie Beljan
Phil Mickelson (8-4)	2018 World Golf Championships-Mexico Championship (Won), Justin Thomas 2012 Northern Trust Open (Lost), Bill Haas 2008 FBR Open (Lost), J.B. Holmes 2007 Nissan Open (Lost), Charles Howell III 2005 BellSouth Classic (Won), Rich Beem, Arjun Atwal, José María Olazábal, Brandt Jobe 2004 Bob Hope Chrysler Classic (Won), Skip Kendall 2002 Bob Hope Chrysler Classic (Won), David Berganio, Jr. 2001 Buick Invitational (Won), Davis Love III, Frank Lickliter II 2000 BellSouth Classic (Won), Gary Nicklaus 2000 GTE Byron Nelson Classic (Lost), Jesper Parnevik 1996 Phoenix Open (Won), Justin Leonard 1994 Mercedes Championships (Won), Fred Couples
Johnny Miller (0-2)	1983 Phoenix Open (Lost), Bob Gilder 1983 Canadian Open (Lost), John Cook
Larry Mize (1-3)	1998 Canon Greater Hartford Open (Lost), Olin Browne 1990 MCI Heritage Golf Classic (Lost), Payne Stewart 1987 Masters Tournament (Won), Greg Norman, Seve Ballesteros 1986 Kemper Open (Lost), Greg Norman
Yoshinori Mizumaki (0-1)	1994 GTE Byron Nelson Golf Classic (Lost), Neal Lancaster
Bryce Molder (1-0)	2011 Frys.com Open (Won), Briny Baird
Colin Montgomerie (0-2)	1995 PGA Championship (Lost), Steve Elkington 1994 U.S. Open Championship (Lost), Ernie Els
Ryan Moore (2-3)	2019 Safeway Open (Lost), Kevin Tway 2016 TOUR Championship (Lost), Rory McIlroy 2014 CIMB Classic (Won), Gary Woodland 2009 Wyndham Championship (Won), Kevin Stadler, Jason Bohn 2008 EDS Byron Nelson Championship (Lost), Adam Scott
Gil Morgan (1-2)	1990 Independent Insurance Agent Open (Lost), Tony Sills 1983 Joe Garagiola-Tucson Open (Won), Lanny Wadkins, Curtis Strange 1983 Kemper Open (Lost), Fred Couples
John Morgan (0-1)	2004 John Deere Classic (Lost), Mark Hensby
Collin Morikawa (1-1)	2020 Charles Schwab Challenge (Lost), Daniel Berger 2020 Workday Charity Open (Won), Justin Thomas
Jodie Mudd (2-2)	1990 Nabisco Championship (Won), Billy Mayfair 1989 GTE Byron Nelson Golf Classic (Won), Larry Nelson 1985 Canon Sammy Davis Jr.-Greater Hartford Open (Lost), Phil Blackmar 1985 Texas Open (Lost), John Mahaffey
Sebastián Muñoz (1-0)	2020 Sanderson Farms Championship (Won), Sungjae Im
Kevin Na (1-3)	2020 Shriners Hospitals for Children Open (Won), Patrick Cantlay 2016 Frys.com Open (Lost), Emiliano Grillo 2014 the Memorial Tournament presented by Nationwide Insurance (Lost), Hideki Matsuyama 2005 Chrysler Classic of Tucson (Lost), Geoff Ogilvy
Jim Nelford (0-1)	1984 Bing Crosby National Pro-Am (Lost), Hale Irwin
Larry Nelson (1-1)	1989 GTE Byron Nelson Golf Classic (Lost), Jodie Mudd 1987 PGA Championship (Won), Lanny Wadkins
Gary Nicklaus (0-1)	2000 BellSouth Classic (Lost), Phil Mickelson
Jack Nicklaus (1-0)	1984 Memorial Tournament (Won), Andy Bean
Mike Nicolette (1-1)	1991 Deposit Guaranty Golf Classic (Lost), Larry Silveira 1983 BayHill Classic (Won), Greg Norman
Frank Nobilo (1-0)	1997 Greater Greensboro Chrysler Classic (Won), Brad Faxon
Alex Noren (0-1)	2018 Farmers Insurance Open (Lost), Jason Day
Henrik Norlander (0-1)	2017 The RSM Classic (Lost), Mackenzie Hughes
Greg Norman (4-7)	1995 NEC World Series of Golf (Won), Billy Mayfair, Nick Price 1993 PGA Championship (Lost), Paul Azinger 1992 Canadian Open (Won), Bruce Lietzke 1990 Doral-Ryder Open (Won), Mark Calcavecchia, Tim Simpson, Paul Azinger 1988 Independent Insurance Agent Open (Lost), Curtis Strange 1988 Manufacturers Hanover Westchester Classic (Lost), Seve Ballesteros 1987 Masters Tournament (Lost), Larry Mize 1986 Kemper Open (Won), Larry Mize 1984 U.S. Open Championship (Lost), Fuzzy Zoeller 1984 Western Open (Lost), Tom Watson 1983 BayHill Classic (Lost), Mike Nicolette
Mac O'Grady (1-0)	1986 Canon Sammy Davis Jr.-Greater Hartford Open (Won), Roger Maltbie
Sean O'Hair (1-1)	2015 Valspar Championship (Lost), Jordan Spieth 2011 RBC Canadian Open (Won), Kris Blanks
Mark O'Meara (3-3)	1998 The Open Championship (Won), Brian Watts 1995 Bell Canadian Open (Won), Bob Lohr 1992 Bob Hope Chrysler Classic (Lost), John Cook 1992 AT&T Pebble Beach National Pro-Am (Won), Jeff Sluman 1991 Bob Hope Chrysler Classic (Lost), Corey Pavin 1983 Phoenix Open (Lost), Bob Gilder
Arron Oberholser (0-1)	2004 Wachovia Championship (Lost), Joey Sindelar
Joe Ogilvie (0-1)	2005 The Honda Classic (Lost), Padraig Harrington
Geoff Ogilvy (1-0)	2005 Chrysler Classic of Tucson (Won), Mark Calcavecchia, Kevin Na
David Ogriin (0-2)	1994 GTE Byron Nelson Golf Classic (Lost), Neal Lancaster 1985 St. Jude Memphis Classic (Lost), Hal Sutton

2020-21 PGA TOUR MEDIA GUIDE | Section 5: All-Time Records

Player (Record)	Tournament(result), Opponent(s)
José María Olazábal (0-2)	2006 Buick Invitational (Lost), Tiger Woods 2005 BellSouth Classic (Lost), Phil Mickelson
Louis Oosthuizen (0-2)	2015 The Open Championship (Lost), Zach Johnson 2012 Masters Tournament (Lost), Bubba Watson
Ryan Palmer (0-3)	2018 Farmers Insurance Open (Lost), Jason Day 2014 The Honda Classic (Lost), Russell Henley 2011 HP Byron Nelson Championship (Lost), Keegan Bradley
Jesper Parnevik (1-1)	2007 Valero Texas Open (Lost), Justin Leonard 2000 GTE Byron Nelson Classic (Won), Davis Love III, Phil Mickelson
Craig Parry (1-0)	2004 Ford Championship at Doral (Won), Scott Verplank
Steve Pate (0-3)	1999 GTE Byron Nelson Classic (Lost), Loren Roberts 1991 BellSouth Atlanta Golf Classic (Lost), Corey Pavin 1985 Georgia-Pacific Atlanta Golf Classic (Lost), Wayne Levi
Dennis Paulson (1-2)	2001 Nissan Open (Lost), Robert Allenby 2000 Buick Classic (Won), David Duval 1999 Buick Classic (Lost), Duffy Waldorf
Corey Pavin (5-4)	2010 Travelers Championship (Lost), Bubba Watson 1995 Kemper Open (Lost), Lee Janzen 1992 Honda Classic (Won), Fred Couples 1992 Southwestern Bell Colonial (Lost), Bruce Lietzke 1991 Bob Hope Chrysler Classic (Won), Mark O'Meara 1991 BellSouth Atlanta Golf Classic (Won), Steve Pate 1991 Canon Greater Hartford Open (Lost), Billy Ray Brown 1987 Hawaiian Open (Won), Craig Stadler 1986 Greater Milwaukee Open (Won), Dave Barr
Calvin Peete (0-1)	1986 Houston Open (Lost), Curtis Strange
Cameron Percy (0-1)	2010 Justin Timberlake Shriners Hospitals for Children Open (Lost), Jonathan Byrd
Kenny Perry (3-3)	2009 FBR Open (Won), Charley Hoffman 2009 Masters Tournament (Lost), Ángel Cabrera 2008 AT&T Classic (Lost), Ryuji Imada 2008 John Deere Classic (Won), Brad Adamonis, Jay Williamson 1996 PGA Championship (Lost), Mark Brooks 1991 Memorial Tournament (Won), Hale Irwin
Tim Petrovic (1-1)	2015 Puerto Rico Open (Lost), Alex Cejka 2005 Zurich Classic of New Orleans (Won), James Driscoll
Dan Pohl (1-1)	1986 Colonial National Invitation (Won), Payne Stewart 1985 Canon Sammy Davis Jr.-Greater Hartford Open (Lost), Phil Blackmar
D.A. Points (0-1)	2012 Wells Fargo Championship (Lost), Rickie Fowler
Ted Potter, Jr. (1-0)	2012 The Greenbrier Classic (Won), Troy Kelly
Ian Poulter (1-0)	2018 Houston Open (Won), Beau Hossler
Nick Price (3-3)	2000 Advil Western Open (Lost), Robert Allenby 1998 FedEx St. Jude Classic (Won), Jeff Sluman 1995 NEC World Series of Golf (Lost), Greg Norman 1994 Southwestern Bell Colonial (Won), Scott Simpson 1992 H.E.B. Texas Open (Won), Steve Elkington 1986 Western Open (Lost), Tom Kite
Dicky Pride (1-0)	1994 Federal Express St. Jude Classic (Won), Hal Sutton, Gene Sauers
Ted Purdy (0-1)	2004 MCI Heritage (Lost), Stewart Cink
Tom Purtzer (2-0)	1991 NEC World Series of Golf (Won), Davis Love III, Jim Gallagher, Jr. 1988 Gatlin Brothers-Southwest Golf Classic (Won), Mark Brooks
Jon Rahm (2-0)	2020 BMW Championship (Won), Dustin Johnson 2018 CareerBuilder Challenge (Won), Andrew Landry
Chez Reavie (0-2)	2018 Waste Management Phoenix Open (Lost), Gary Woodland 2011 Deutsche Bank Championship (Lost), Webb Simpson
Patrick Reed (2-2)	2020 Sentry Tournament of Champions (Lost), Justin Thomas 2015 Hyundai Tournament of Champions (Won), Jimmy Walker 2015 Valspar Championship (Lost), Jordan Spieth 2013 Wyndham Championship (Won), Jordan Spieth
Mike Reid (1-2)	1997 United Airlines Hawaiian Open (Lost), Paul Stankowski 1988 NEC World Series of Golf (Won), Tom Watson 1985 Southwest Golf Classic (Lost), Hal Sutton
Jack Renner (1-0)	1984 Hawaiian Open (Won), Wayne Levi
Chris Riley (1-1)	2004 Buick Invitational (Lost), John Daly 2002 Reno-Tahoe Open (Won), Jonathan Kaye
Loren Roberts (2-1)	1999 GTE Byron Nelson Classic (Won), Steve Pate 1996 Greater Milwaukee Open (Won), Jerry Kelly 1994 U.S. Open Championship (Lost), Ernie Els
Costantino Rocca (0-1)	1995 The Open Championship (Lost), John Daly
Patrick Rodgers (0-1)	2019 The RSM Classic (Lost), Charles Howell III
John Rollins (1-2)	2007 Bob Hope Chrysler Classic (Lost), Charley Hoffman 2003 Buick Classic (Lost), Jonathan Kaye 2002 Bell Canadian Open (Won), Justin Leonard, Neal Lancaster
Clarence Rose (0-1)	1988 GTE Byron Nelson Golf Classic (Lost), Bruce Lietzke
Justin Rose (1-3)	2018 BMW Championship (Lost), Keegan Bradley 2017 Masters Tournament (Lost), Sergio Garcia 2015 the Memorial Tournament presented by Nationwide (Lost), David Lingmerth 2014 Quicken Loans National (Won), Shawn Stefani
Rory Sabbatini (1-1)	2007 Crowne Plaza Invitational at Colonial (Won), Bernhard Langer, Jim Furyk 2004 Buick Classic (Lost), Sergio Garcia
Gene Sauers (1-3)	1994 Federal Express St. Jude Classic (Lost), Dicky Pride 1992 Bob Hope Chrysler Classic (Lost), John Cook 1991 KMart Greater Greensboro Open (Lost), Mark Brooks 1986 Bank of Boston Classic (Won), Blaine McCallister
Sam Saunders (0-1)	2015 Puerto Rico Open (Lost), Alex Cejka
Xander Schauffele (1-2)	2020 World Golf Championships-HSBC Champions (Lost), Rory McIlroy 2020 Sentry Tournament of Champions (Lost), Justin Thomas 2019 World Golf Championships-HSBC Champions (Won), Tony Finau
Ted Schulz (0-1)	1993 Greater Milwaukee Open (Lost), Billy Mayfair
Charl Schwartzel (1-0)	2016 Valspar Championship (Won), Bill Haas
Adam Scott (4-0)	2014 Crowne Plaza Invitational at Colonial (Won), Jason Dufner 2013 Masters Tournament (Won), Ángel Cabrera 2008 EDS Byron Nelson Championship (Won), Ryan Moore 2005 Nissan Open (Won), Chad Campbell
Wes Short, Jr. (1-0)	2005 Michelin Championship at Las Vegas (Won), Jim Furyk
Tom Sieckmann (1-0)	1988 Anheuser-Busch Golf Classic (Won), Mark Wiebe
Tony Sills (1-0)	1990 Independent Insurance Agent Open (Won), Gil Morgan
Larry Silvera (1-0)	1991 Deposit Guaranty Golf Classic (Won), Mike Nicolette, Russ Cochran
Jim Simons (0-1)	1984 Bob Hope Classic (Lost), John Mahaffey
Scott Simpson (2-3)	1998 Buick Invitational (Won), Skip Kendall 1994 Southwestern Bell Colonial (Lost), Nick Price 1991 U.S. Open Championship (Lost), Payne Stewart 1989 BellSouth Atlanta Golf Classic (Won), Bob Tway 1983 Kemper Open (Lost), Fred Couples
Tim Simpson (0-2)	1990 Doral-Ryder Open (Lost), Greg Norman 1989 Anheuser-Busch Golf Classic (Lost), Mike Donald
Webb Simpson (2-5)	2020 The RSM Classic (Lost), Tyler Duncan 2020 Waste Management Phoenix Open (Won), Tony Finau 2017 Waste Management Phoenix Open (Lost), Hideki Matsuyama 2013 RBC Heritage (Lost), Graeme McDowell 2011 Zurich Classic of New Orleans (Lost), Bubba Watson 2011 Deutsche Bank Championship (Won), Chez Reavie 2011 The McGladrey Classic (Lost), Ben Crane
Joey Sindelar (2-1)	2004 Wachovia Championship (Won), Arron Oberholser 1990 Hardee's Golf Classic (Won), Willie Wood 1988 Canon Sammy Davis Jr.-Greater Hartford Open (Lost), Mark Brooks
Vijay Singh (8-4)	2008 The Barclays (Won), Kevin Sutherland, Sergio Garcia 2008 AT&T Pebble Beach National Pro-Am (Lost), Steve Lowery 2006 Mercedes Championships (Lost), Stuart Appleby 2005 The Honda Classic (Lost), Padraig Harrington 2005 Shell Houston Open (Won), John Daly 2005 Wachovia Championship (Won), Sergio Garcia, Jim Furyk 2004 PGA Championship (Won), Justin Leonard, Chris DiMarco 2004 Bell Canadian Open (Won), Mike Weir 1998 THE TOUR Championship (Lost), Hal Sutton 1995 Phoenix Open (Won), Billy Mayfair 1995 Buick Classic (Won), Doug Martin 1993 Buick Classic (Won), Mark Wiebe
Jeff Sluman (1-6)	2001 Nissan Open (Lost), Robert Allenby 2001 B.C. Open (Won), Paul Gow 1999 MCI Classic (Lost), Glen Day 1998 FedEx St. Jude Classic (Lost), Nick Price 1992 AT&T Pebble Beach National Pro-Am (Lost), Mark O'Meara 1991 Kemper Open (Lost), Billy Andrade 1987 Tournament Players Championship (Lost), Sandy Lyle
Cameron Smith (1-0)	2020 Sony Open in Hawaii (Won), Brendan Steele
J.C. Snead (1-0)	1987 Manufacturers Hanover Westchester Classic (Won), Seve Ballesteros
Brandt Snedeker (2-2)	2019 Safeway Open (Lost), Kevin Tway 2016 Sony Open in Hawaii (Lost), Fabián Gómez 2012 Farmers Insurance Open (Won), Kyle Stanley 2011 The Heritage (Won), Luke Donald
Jordan Spieth (4-3)	2017 Travelers Championship (Won), Daniel Berger 2017 THE NORTHERN TRUST (Lost), Dustin Johnson 2015 Valspar Championship (Won), Patrick Reed, Sean O'Hair 2015 Shell Houston Open (Lost), J.B. Holmes 2015 John Deere Classic (Won), Tom Gillis 2013 John Deere Classic (Won), Zach Johnson, David Hearn 2013 Wyndham Championship (Lost), Patrick Reed
Craig Stadler (1-3)	2000 Shell Houston Open (Lost), Robert Allenby 1991 THE TOUR Championship (Won), Russ Cochran 1987 Hawaiian Open (Lost), Corey Pavin 1985 Bob Hope Classic (Lost), Lanny Wadkins
Kevin Stadler (0-1)	2009 Wyndham Championship (Lost), Ryan Moore
Scott Stallings (1-1)	2015 Farmers Insurance Open (Lost), Jason Day 2011 The Greenbrier Classic (Won), Bill Haas, Bob Estes
Paul Stankowski (2-0)	1997 United Airlines Hawaiian Open (Won), Jim Furyk, Mike Reid 1996 BellSouth Classic (Won), Brandel Chamblee
Kyle Stanley (1-2)	2018 the Memorial Tournament presented by Nationwide (Lost), Bryson DeChambeau 2017 Quicken Loans National (Won), Charles Howell III 2012 Farmers Insurance Open (Lost), Brandt Snedeker
Brendan Steele (0-1)	2020 Sony Open in Hawaii (Lost), Cameron Smith
Shawn Stefani (0-1)	2014 Quicken Loans National (Lost), Justin Rose
Payne Stewart (3-6)	1999 MCI Classic (Lost), Glen Day 1995 Shell Houston Open (Won), Scott Hoch 1991 U.S. Open Championship (Won), Scott Simpson 1990 MCI Heritage Golf Classic (Won), Larry Mize, Steve Jones 1989 Nabisco Championship (Lost), Tom Kite 1988 Provident Classic (Lost), Phil Blackmar 1986 Colonial National Invitation (Lost), Dan Pohl 1985 Byron Nelson Golf Classic (Lost), Bob Eastwood 1984 Colonial National Invitation (Lost), Peter Jacobsen
Curtis Strange (5-2)	1991 Doral-Ryder Open (Lost), Rocco Mediate 1988 Independent Insurance Agent Open (Won), Greg Norman 1988 U.S. Open Championship (Won), Nick Faldo 1988 Nabisco Championship (Won), Tom Kite 1986 Houston Open (Won), Calvin Peete 1985 Honda Classic (Won), Peter Jacobsen 1983 Joe Garagiola-Tucson Open (Lost), Gil Morgan
Robert Streb (1-1)	2015 The Greenbrier Classic (Lost), Danny Lee 2015 The McGladrey Classic (Won), Will MacKenzie, Brendon de Jonge
Ron Streck (0-1)	1985 Isuzu-Andy Williams San Diego Open (Lost), Woody Blackburn

2020-21 PGA TOUR MEDIA GUIDE | Section 5: All-Time Records

Player(Record)	Tournament(result), Opponent(s)
Steve Stricker (1-1)	2009 Crowne Plaza Invitational at Colonial (Won), Tim Clark, Steve Marino 2008 Mercedes-Benz Championship (Lost), Daniel Chopra
Chris Stroud (0-1)	2013 Travelers Championship (Lost), Ken Duke
Brian Stuard (1-0)	2016 Zurich Classic of New Orleans (Won), Jamie Lovemark, Byeong Hun An
Mike Sullivan (0-2)	1994 Deposit Guaranty Golf Classic (Lost), Brian Henninger 1986 Walt Disney World/Oldsmobile Classic (Lost), Raymond Floyd
Daniel Summerhays (0-1)	2013 Sanderson Farms Championship (Lost), Woody Austin
Kevin Sutherland (0-3)	2008 The Barclays (Lost), Vijay Singh 2008 Frys.com Open (Lost), Cameron Beckman 1997 Shell Houston Open (Lost), Phil Blackmar
Hal Sutton (3-2)	1998 THE TOUR Championship (Won), Vijay Singh 1994 Federal Express St. Jude Classic (Lost), Dicky Pride 1989 Anheuser-Busch Golf Classic (Lost), Mike Donald 1985 St. Jude Memphis Classic (Won), David Ogryn 1985 Southwest Golf Classic (Won), Mike Reid
Vaughn Taylor (1-2)	2010 Shell Houston Open (Lost), Anthony Kim 2009 Turning Stone Resort Championship (Lost), Matt Kuchar 2004 Reno-Tahoe Open (Won), Hunter Mahan, Scott McCarron, Steve Allan
Justin Thomas (3-2)	2020 Sentry Tournament of Champions (Won), Patrick Reed, Xander Schauffele 2020 Workday Charity Open (Lost), Collin Morikawa 2018 THE CJ CUP @ NINE BRIDGES (Won), Marc Leishman 2018 The Honda Classic (Won), Luke List 2018 World Golf Championships-Mexico Championship (Lost), Phil Mickelson
Jim Thorpe (0-1)	1985 Western Open (Lost), Scott Verplank
David Toms (1-3)	2011 THE PLAYERS Championship (Lost), K.J. Choi 2002 Mercedes Championships (Lost), Sergio Garcia 2001 THE TOUR Championship (Lost), Mike Weir 2000 Michelob Championship at Kingsmill (Won), Mike Weir
Sam Torrance (0-1)	1983 Southern Open (Lost), Ronnie Black
D.J. Trahan (1-0)	2006 Southern Farm Bureau Classic (Won), Joe Durant
Kirk Triplett (0-1)	2000 John Deere Classic (Lost), Michael Clark II
Ted Tryba (0-1)	1999 Westin Texas Open (Lost), Duffy Waldorf
Marc Turnesa (0-1)	2008 Viking Classic (Lost), Will MacKenzie
Bob Tway (4-4)	2003 Bell Canadian Open (Won), Brad Faxon 2001 Nissan Open (Lost), Robert Allenby 1995 MCI Classic (Won), Nolan Henke, David Frost 1990 Las Vegas Invitational (Won), John Cook 1989 Bell/South Atlanta Golf Classic (Lost), Scott Simpson 1988 AT&T Pebble Beach National Pro-Am (Lost), Steve Jones 1988 Southern Open (Lost), David Frost 1986 Shearson Lehman Brothers Andy Williams Open (Won), Bernhard Langer
Kevin Tway (1-0)	2019 Safeway Open (Won), Ryan Moore, Brandt Snedeker
Jean Van de Velde (0-2)	2000 Reno-Tahoe Open (Lost), Scott Verplank 1999 The Open Championship (Lost), Paul Lawrie
Tjaart van der Walt (0-1)	2005 Buick Championship (Lost), Brad Faxon
Bo Van Pelt (1-0)	2009 U.S. Bank Championship in Milwaukee (Won), John Mallinger
Jhonattan Vegas (2-0)	2017 RBC Canadian Open (Won), Charley Hoffman 2011 Bob Hope Classic (Won), Bill Haas, Gary Woodland
Scott Verplank (2-4)	2010 Travelers Championship (Lost), Bubba Watson 2004 Ford Championship at Doral (Lost), Craig Parry 2001 Verizon Byron Nelson Classic (Lost), Robert Damron 2000 Reno-Tahoe Open (Won), Jean Van de Velde 1998 Greater Greensboro Chrysler Classic (Lost), Trevor Dodds 1985 Western Open (Won), Jim Thorpe
Camilo Villegas (1-2)	2017 The RSM Classic (Lost), Mackenzie Hughes 2008 THE TOUR Championship presented by Coca-Cola (Won), Sergio Garcia 2007 The Honda Classic (Lost), Mark Wilson
Bobby Wadkins (0-1)	1985 Sea Pines Heritage (Lost), Bernhard Langer
Lanny Wadkins (1-2)	1987 PGA Championship (Lost), Larry Nelson 1985 Bob Hope Classic (Won), Craig Stadler 1983 Joe Garagiola-Tucson Open (Lost), Gil Morgan
Johnson Wagner (1-1)	2015 Shell Houston Open (Lost), J.B. Holmes 2011 Mayakoba Golf Classic at Riviera Maya-Cancun (Won), Spencer Levin
Grant Waite (0-1)	1997 Michelob Championship at Kingsmill (Lost), David Duval
Duffy Waldorf (2-1)	1999 Buick Classic (Won), Dennis Paulson 1999 Westin Texas Open (Won), Ted Tryba 1997 Michelob Championship at Kingsmill (Lost), David Duval
Jimmy Walker (0-1)	2015 Hyundai Tournament of Champions (Lost), Patrick Reed
Bubba Watson (5-1)	2015 Travelers Championship (Won), Paul Casey 2015 World Golf Championships-HSBC Champions (Won), Tim Clark 2012 Masters Tournament (Won), Louis Oosthuizen 2011 Zurich Classic of New Orleans (Won), Webb Simpson 2010 Travelers Championship (Won), Scott Verplank, Corey Pavin 2010 PGA Championship (Lost), Martin Kaymer
Tom Watson (1-2)	2009 The Open Championship (Lost), Stewart Cink 1988 NEC World Series of Golf (Lost), Mike Reid 1984 Western Open (Won), Greg Norman
Brian Watts (0-1)	1998 The Open Championship (Lost), Mark O'Meara
Boo Weekley (0-1)	2007 The Honda Classic (Lost), Mark Wilson
D.A. Weibring (0-1)	1991 Las Vegas Invitational (Lost), Andrew Magee
Mike Weir (3-2)	2004 Bell Canadian Open (Lost), Vijay Singh 2003 Nissan Open (Won), Charles Howell III 2003 Masters Tournament (Won), Len Mattiace 2001 THE TOUR Championship (Won), David Toms, Sergio Garcia, Ernie Els 2000 Michelob Championship at Kingsmill (Lost), David Toms
Lee Westwood (1-0)	2010 St. Jude Classic presented by Smith & Nephew (Won), Robert Garrigus, Robert Karlsson
Mark Wiebe (1-2)	1993 Buick Classic (Lost), Vijay Singh 1988 Anheuser-Busch Golf Classic (Lost), Tom Sieckmann 1985 Anheuser-Busch Golf Classic (Won), John Mahaffey
Jay Williamson (0-2)	2008 John Deere Classic (Lost), Kenny Perry 2007 Travelers Championship (Lost), Hunter Mahan
Mark Wilson (2-0)	2011 Waste Management Phoenix Open (Won), Jason Dufner 2007 The Honda Classic (Won), José Coceres, Camilo Villegas, Boo Weekley
Willie Wood (0-1)	1990 Hardee's Golf Classic (Lost), Joey Sindelar
Gary Woodland (1-2)	2018 Waste Management Phoenix Open (Won), Chez Reavie 2014 CIMB Classic (Lost), Ryan Moore 2011 Bob Hope Classic (Lost), Jhonattan Vegas
Tiger Woods (11-1)	2008 U.S. Open Championship (Won), Rocco Mediate 2006 Buick Invitational (Won), José María Olazábal, Nathan Green 2006 World Golf Championships-Bridgestone Invitational (Won), Stewart Cink 2005 Masters Tournament (Won), Chris DiMarco 2005 World Golf Championships-American Express Championship (Won), John Daly 2001 World Golf Championships-NEC Invitational (Won), Jim Furyk 2000 Mercedes Championships (Won), Ernie Els 2000 PGA Championship (Won), Bob May 1999 World Golf Championships-American Express Championship (Won), Miguel Angel Jiménez 1998 Nissan Open (Lost), Billy Mayfair 1997 Mercedes Championships (Won), Tom Lehman 1996 Las Vegas Invitational (Won), Davis Love III
Ian Woosnam (1-0)	1991 USF&G Classic (Won), Jim Hallet
Robert Wrenn (0-1)	1989 Las Vegas Invitational (Lost), Scott Hoch
Fuzzy Zoeller (1-2)	1994 THE TOUR Championship (Lost), Mark McCumber 1984 U.S. Open Championship (Won), Greg Norman 1983 Colonial National Invitation (Lost), Jim Colbert

Tournament Playoff Records

The American Express (21)

2018 Jon Rahm Defeated Andrew Landry | **2016** Jason Dufner Defeated David Lingmerth | **2013** Brian Gay Defeated Charles Howell III, David Lingmerth | **2011** Jhonattan Vegas Defeated Bill Haas, Gary Woodland | **2007** Charley Hoffman Defeated John Rollins | **2004** Phil Mickelson Defeated Skip Kendall | **2002** Phil Mickelson Defeated David Berganio, Jr. | **1998** Fred Couples Defeated Bruce Lietzke | **1992** John Cook Defeated Rick Fehr, Tom Kite, Mark O'Meara, Gene Sauers | **1991** Corey Pavin Defeated Mark O'Meara | **1989** Steve Jones Defeated Paul Azinger, Sandy Lyle | **1986** Donnie Hammond Defeated John Cook | **1985** Lanny Wadkins Defeated Craig Stadler | **1984** John Mahaffey Defeated Jim Simons | **1983** Keith Fergus Defeated Rex Caldwell | **1982** Ed Fiori Defeated Tom Kite | **1971** Arnold Palmer Defeated Raymond Floyd | **1968** Arnold Palmer Defeated Deane Beman | **1966** Doug Sanders Defeated Arnold Palmer | **1964** Tommy Jacobs Defeated Jimmy Demaret | **1963** Jack Nicklaus Defeated Gary Player

Arnold Palmer Invitational presented by Mastercard (7)

1999 Tim Herron Defeated Tom Lehman | **1989** Tom Kite Defeated Davis Love III | **1984** Gary Koch Defeated George Burns | **1983** Mike Nicolette Defeated Greg Norman | **1982** Tom Kite Defeated Jack Nicklaus, Denis Watson | **1979** Bob Byman Defeated John Schroeder | **1976** Hale Irwin Defeated Kermit Zarley

AT&T Byron Nelson (22)

2017 Billy Horschel Defeated Jason Day | **2016** Sergio Garcia Defeated Brooks Koepka | **2011** Keegan Bradley Defeated Ryan Palmer | **2008** Adam Scott Defeated Ryan Moore | **2004** Sergio Garcia Defeated Dudley Hart, Robert Damron | **2001** Robert Damron Defeated Scott Verplank | **2000** Jesper Parnevik Defeated Davis Love III, Phil Mickelson | **1999** Loren Roberts Defeated Steve Pate | **1994** Neal Lancaster Defeated Tom Byrum, David Edwards, Yoshinori Mizumaki, David Ogri, Mark Carnevale | **1992** Billy Ray Brown Defeated Ben Crenshaw, Raymond Floyd, Bruce Lietzke | **1989** Jodie Mudd Defeated Larry Nelson | **1988** Bruce Lietzke Defeated Clarence Rose | **1987** Fred Couples Defeated Mark Calcavecchia | **1985** Bob Eastwood Defeated Payne Stewart | **1981** Bruce Lietzke Defeated Tom Watson | **1979** Tom Watson Defeated Bill Rogers | **1973** Lanny Wadkins Defeated Dan Sikes | **1972** Chi Chi Rodriguez Defeated Billy Casper | **1970** Jack Nicklaus Defeated Arnold Palmer | **1960** Johnny Pott Defeated Ted Kroll, Bo Wininger | **1958** Sam Snead Defeated Julius Boros, Gary Player, John McMullen | **1956** Peter Thomson Defeated Gene Littler, Cary Middlecoff

AT&T Pebble Beach Pro-Am (11)

2008 Steve Lowery Defeated Vijay Singh | **1992** Mark O'Meara Defeated Jeff Sluman | **1988** Steve Jones Defeated Bob Tway | **1984** Hale Irwin Defeated Jim Nelford | **1981** John Cook Defeated Bobby Clampett, Ben Crenshaw, Hale Irwin, Barney Thompson | **1979** Lon Hinkle Defeated Andy Bean, Mark Hayes | **1978** Tom Watson Defeated Ben Crenshaw | **1973** Jack Nicklaus Defeated Raymond Floyd, Orville Moody | **1972** Jack Nicklaus Defeated Johnny Miller | **1968** Johnny Pott Defeated Billy Casper, Bruce Devlin | **1962** Doug Ford Defeated Joe Campbell

Barbasol Championship (1)

2016 Aaron Baddeley Defeated Si Woo Kim

Barracuda Championship (5)

2017 Chris Stroud Defeated Richy Werenski, Greg Owen | **2015** J.J. Henry Defeated Kyle Reifers | **2004** Vaughn Taylor Defeated Scott McCarron, Steve Allan, Hunter Mahan | **2002** Chris Riley Defeated Jonathan Kaye | **2000** Scott Verplank Defeated Jean Van de Velde

BMW Championship (19)

2020 Jon Rahm Defeated Dustin Johnson | **2018** Keegan Bradley Defeated Justin Rose | **2000** Robert Allenby Defeated Nick Price | **1989** Mark McCumber Defeated Peter Jacobsen | **1986** Tom Kite Defeated Fred Couples, David Frost, Nick Price | **1985** Scott Verplank Defeated Jim Thorpe | **1984** Tom Watson Defeated Greg Norman | **1979** Larry Nelson Defeated Ben Crenshaw | **1978** Andy Bean Defeated Bill Rogers | **1963** Arnold Palmer Defeated Julius Boros, Jack Nicklaus | **1960** Stan Leonard Defeated Art Wall | **1957** Doug Ford Defeated George Bayer, Gene Littler, Billy Maxwell | **1956** Mike Fetchick Defeated Doug Ford, Jay Hebert, Don January | **1954** Lloyd Mangrum Defeated Ted Kroll | **1948** Ben Hogan Defeated Ed Oliver | **1940** Jimmy Demaret Defeated Toney Penna | **1937** Ralph Guldahl Defeated Horton Smith | **1934** Harry Cooper Defeated Ky Laffoon | **1939** Willie Smith Defeated Laurie Auchterlonie

Charles Schwab Challenge (12)

2020 Daniel Berger Defeated Collin Morikawa | **2014** Adam Scott Defeated Jason Dufner | **2009** Steve Stricker Defeated Tim Clark, Steve Marino | **2007** Rory Sabbatini Defeated Bernhard Langer, Jim Furyk | **2006** Tim Herron Defeated Richard Johnson | **1994** Nick Price Defeated Scott Simpson | **1992** Bruce Lietzke Defeated Corey Pavin | **1986** Dan Pohl Defeated Payne Stewart | **1984** Peter Jacobsen Defeated Payne Stewart | **1983** Jim Colbert Defeated Fuzzy Zoeller | **1962** Arnold Palmer Defeated Johnny Pott | **1959** Ben Hogan Defeated Fred Hawkins

THE CJ CUP @ NINE BRIDGES (1)

2018 Justin Thomas Defeated Marc Leishman

Farmers Insurance Open (17)

2018 Jason Day Defeated Ryan Palmer, Alex Noren | **2015** Jason Day Defeated J.B. Holmes, Scott Stallings, Harris English | **2012** Brandt Snedeker Defeated Kyle Stanley | **2006** Tiger Woods Defeated José María Olazábal, Nathan Green | **2004** John Daly Defeated Chris Riley, Luke Donald | **2001** Phil Mickelson Defeated Davis Love III, Frank Lickliter II | **1998** Scott Simpson Defeated Skip Kendall | **1986** Bob Tway Defeated Bernhard Langer | **1985** Woody Blackburn Defeated Ron Streck | **1984** Gary Koch Defeated Gary Hallberg | **1981** Bruce Lietzke Defeated Raymond Floyd, Tom Jenkins | **1980** Tom Watson Defeated D.A. Weirbring | **1975** J.C. Snead Defeated Raymond Floyd, Bobby Nichols | **1970** Pete Brown Defeated Tony Jacklin | **1965** Wes Ellis Defeated Billy Casper | **1962** Tommy Jacobs Defeated Johnny Pott | **1961** Arnold Palmer Defeated Al Balding

The Genesis Invitational (19)

2015 James Hahn Defeated Paul Casey, Dustin Johnson | **2013** John Merrick Defeated Charlie Beljan | **2012** Bill Haas Defeated Phil Mickelson, Keegan Bradley | **2007** Charles Howell III Defeated Phil Mickelson | **2005** Adam Scott Defeated Chad Campbell | **2003** Mike Weir Defeated Charles Howell III | **2001** Robert Allenby Defeated Brandel Chamblee, Dennis Paulson, Jeff Sluman, Bob Tway, Toshi Izawa | **1998** Billy Mayfair Defeated Tiger Woods | **1992** Fred Couples Defeated Davis Love III | **1987** T.C. Chen Defeated Ben Crenshaw | **1982** Tom Watson Defeated Johnny Miller | **1972** George Archer Defeated Tommy Aaron, Dave Hill | **1971** Bob Lunn Defeated Billy Casper | **1970** Billy Casper Defeated Hale Irwin | **1969** Charles Sifford Defeated Harold Henning | **1952** Tommy Bolt Defeated Jack Burke, Jr. | **1950** Sam Snead Defeated Ben Hogan | **1942** Ben Hogan Defeated Jimmy Thomson | **1935** Victor Ghezzi Defeated Johnny Revolta

The Honda Classic (9)

2018 Justin Thomas Defeated Luke List | **2015** Padraig Harrington Defeated Daniel Berger | **2014** Russell Henley Defeated Ryan Palmer, Rory McIlroy, Russell Knox | **2007** Mark Wilson Defeated José Coceres, Boo Weekley, Camilo Villegas | **2005** Padraig Harrington Defeated Vijay Singh, Joe Ogilvie | **1993** Fred Couples Defeated Robert Gamez | **1992** Corey Pavin Defeated Fred Couples | **1985** Curtis Strange Defeated Peter Jacobsen | **1984** Bruce Lietzke Defeated Andy Bean

Houston Open (23)

2018 Ian Poulter Defeated Beau Hossler | **2015** J.B. Holmes Defeated Johnson Wagner, Jordan Spieth | **2014** Matt Jones Defeated Matt Kuchar | **2010** Anthony Kim Defeated Vaughn Taylor | **2009** Paul Casey Defeated J.B. Holmes | **2005** Vijay Singh Defeated John Daly | **2000** Robert Allenby Defeated Craig Stadler | **1997** Phil Blackmar Defeated Kevin Sutherland | **1996** Mark Brooks Defeated Jeff Maggert | **1995** Payne Stewart Defeated Scott Hoch | **1993** Jim McGovern Defeated John Huston | **1990** Tony Sills Defeated Gil Morgan | **1988** Curtis Strange Defeated Greg Norman | **1986** Curtis Strange Defeated Calvin Peete | **1982** Ed Sneed Defeated Bob Shearer | **1980** Curtis Strange Defeated Lee Trevino | **1971** Hubert Green Defeated Don January | **1970** Gibby Gilbert Defeated Bruce Crampton | **1962** Bobby Nichols Defeated Jack Nicklaus, Dan Sikes | **1961** Jay Hebert Defeated Ken Venturi | **1960** Bill Collins Defeated Arnold Palmer | **1959** Jack Burke, Jr. Defeated Julius Boros | **1953** Cary Middlecoff Defeated Jim Ferrier, Shelley Mayfield

John Deere Classic (10)

2015 Jordan Spieth Defeated Tom Gillis | **2013** Jordan Spieth Defeated Zach Johnson, David Hearn | **2012** Zach Johnson Defeated Troy Matteson | **2008** Kenny Perry Defeated Jay Williamson, Brad Adamonis | **2004** Mark Hensby Defeated John Morgan | **2000** Michael Clark II Defeated Kirk Triplett | **1999** J.L. Lewis Defeated Mike Brisky | **1990** Joey Sindelar Defeated Willie Wood | **1983** Danny Edwards Defeated Morris Hatalsky | **1981** Dave Barr Defeated Woody Blackburn, Frank Conner, Dan Halldorson, Victor Regalado

Masters Tournament (17)

2017 Sergio Garcia Defeated Justin Rose | **2013** Adam Scott Defeated Ángel Cabrera | **2012** Bubba Watson Defeated Louis Oosthuizen | **2009** Ángel Cabrera Defeated Kenny Perry, Chad Campbell | **2005** Tiger Woods Defeated Chris DiMarco | **2003** Mike Weir Defeated Len Mattiace | **1990** Nick Faldo Defeated Raymond Floyd | **1989** Nick Faldo Defeated Scott Hoch | **1987** Larry Mize Defeated Seve Ballesteros, Greg Norman | **1982** Craig Stadler Defeated Dan Pohl | **1979** Fuzzy Zoeller Defeated Ed Sneed, Tom Watson | **1970** Billy Casper Defeated Gene Littler | **1966** Jack Nicklaus Defeated Tommy Jacobs | **1962** Arnold Palmer Defeated Gary Player | **1954** Sam Snead Defeated Ben Hogan | **1942** Byron Nelson Defeated Ben Hogan | **1935** Gene Sarazen Defeated Craig Wood

Mayakoba Golf Classic (4)

2016 Graeme McDowell Defeated Jason Bohn, Russell Knox | **2012** John Huh Defeated Robert Allenby | **2011** Johnson Wagner Defeated Spencer Levin | **2007** Fred Funk Defeated José Coceres

the Memorial Tournament presented by Nationwide (8)

2018 Bryson DeChambeau Defeated Kyle Stanley, Byeong Hun An | **2016** William McGirt Defeated Jon Curran | **2015** David Lingmerth Defeated Justin Rose | **2014** Hideki Matsuyama Defeated Kevin Na | **1992** David Edwards Defeated Rick Fehr | **1991** Kenny Perry Defeated Hale Irwin | **1984** Jack Nicklaus Defeated Andy Bean | **1976** Roger Maltbie Defeated Hale Irwin

2020-21 PGA TOUR MEDIA GUIDE | Section 5: All-Time Records

THE NORTHERN TRUST (16)

2017 Dustin Johnson Defeated Jordan Spieth | **2010** Matt Kuchar Defeated Martin Laird | **2008** Vijay Singh Defeated Kevin Sutherland, Sergio Garcia | **2004** Sergio Garcia Defeated Padraig Harrington, Rory Sabbatini | **2003** Jonathan Kaye Defeated John Rollins | **2000** Dennis Paulson Defeated David Duval | **1999** Duffy Waldorf Defeated Dennis Paulson | **1998** J.P. Hayes Defeated Jim Furyk | **1995** Vijay Singh Defeated Doug Martin | **1993** Vijay Singh Defeated Mark Wiebe | **1989** Wayne Grady Defeated Ronnie Black | **1988** Seve Ballesteros Defeated David Frost, Ken Green, Greg Norman | **1987** J.C. Snead Defeated Seve Ballesteros | **1985** Roger Maltbie Defeated George Burns, Raymond Floyd | **1975** Gene Littler Defeated Julius Boros | **1973** Bobby Nichols Defeated Bob Murphy

The Open Championship (20)

2015 Zach Johnson Defeated Louis Oosthuizen, Marc Leishman | **2009** Stewart Cink Defeated Tom Watson | **2007** Padraig Harrington Defeated Sergio Garcia | **2004** Todd Hamilton Defeated Ernie Els | **2002** Ernie Els Defeated Steve Elkington, Thomas Levett, Stuart Appleby | **1999** Paul Lawrie Defeated Jean Van de Velde, Justin Leonard | **1998** Mark O'Meara Defeated Brian Watts | **1995** John Daly Defeated Costantino Rocca | **1989** Mark Calcavecchia Defeated Greg Norman, Wayne Grady | **1975** Tom Watson Defeated Jack Newton | **1970** Jack Nicklaus Defeated Doug Sanders | **1963** Bob Charles Defeated Phil Rodgers | **1958** Peter Thomson Defeated Dave Thomas | **1949** Bobby Locke Defeated Harry Bradshaw | **1933** Denny Shute Defeated Craig Wood | **1921** Jock Hutchison Defeated Roger Wethered | **1911** Harry Vardon Defeated Arnaud Massy | **1896** Harry Vardon Defeated J. Taylor | **1889** Willie Park Jr. Defeated Andrew Kirkaldy | **1883** Willie Fernie Defeated Robert Ferguson

PGA Championship (13)

2011 Keegan Bradley Defeated Jason Dufner | **2010** Martin Kaymer Defeated Bubba Watson | **2004** Vijay Singh Defeated Chris DiMarco, Justin Leonard | **2000** Tiger Woods Defeated Bob May | **1996** Mark Brooks Defeated Kenny Perry | **1995** Steve Elkington Defeated Colin Montgomerie | **1993** Paul Azinger Defeated Greg Norman | **1987** Larry Nelson Defeated Lanny Wadkins | **1979** David Graham Defeated Ben Crenshaw | **1978** John Mahaffey Defeated Jerry Pate, Tom Watson | **1977** Lanny Wadkins Defeated Gene Littler | **1967** Don January Defeated Don Massengale | **1961** Jerry Barber Defeated Don January

THE PLAYERS Championship (5)

2015 Rickie Fowler Defeated Sergio Garcia, Kevin Kisner | **2011** K.J. Choi Defeated David Toms | **2008** Sergio Garcia Defeated Paul Goydos | **1987** Sandy Lyle Defeated Jeff Sluman | **1981** Raymond Floyd Defeated Barry Jaekel, Curtis Strange

Puerto Rico Open (3)

2016 Tony Finau Defeated Steve Marino | **2015** Alex Cejka Defeated Tim Petrovic, Sam Saunders, Emiliano Grillo, Jon Curran | **2011** Michael Bradley Defeated Troy Matteson

RBC Canadian Open (21)

2017 Jhonattan Vegas Defeated Charley Hoffman | **2011** Sean O'Hair Defeated Kris Blanks | **2009** Nathan Green Defeated Retief Goosen | **2004** Vijay Singh Defeated Mike Weir | **2003** Bob Tway Defeated Brad Faxon | **2002** John Rollins Defeated Neal Lancaster, Justin Leonard | **1998** Billy Andrade Defeated Bob Friend | **1995** Mark O'Meara Defeated Bob Lohr | **1992** Greg Norman Defeated Bruce Lietzke | **1983** John Cook Defeated Johnny Miller | **1975** Tom Weiskopf Defeated Jack Nicklaus | **1971** Lee Trevino Defeated Art Wall | **1969** Tommy Aaron Defeated Sam Snead | **1967** Billy Casper Defeated Art Wall | **1956** Doug Sanders Defeated Dow Finsterwald | **1946** George Fazio Defeated Dick Metz | **1940** Sam Snead Defeated Harold McSpaden | **1938** Sam Snead Defeated Harry Cooper | **1931** Walter Hagen Defeated Percy Alliss | **1930** Tommy Armour Defeated Leo Diegel | **1920** J. Douglas Edgar Defeated Tommy Armour, Charles Murray

RBC Heritage (14)

2018 Satoshi Kodaira Defeated Si Woo Kim | **2015** Jim Furyk Defeated Kevin Kisner | **2013** Graeme McDowell Defeated Webb Simpson | **2011** Brandt Snedeker Defeated Luke Donald | **2010** Jim Furyk Defeated Brian Davis | **2004** Stewart Cink Defeated Ted Purdy | **2003** Davis Love III Defeated Woody Austin | **2001** José Coceres Defeated Billy Mayfair | **1999** Glen Day Defeated Jeff Sluman, Payne Stewart | **1995** Bob Tway Defeated David Frost, Nolan Henke | **1990** Payne Stewart Defeated Steve Jones, Larry Mize | **1985** Bernhard Langer Defeated Bobby Wadkins | **1982** Tom Watson Defeated Frank Conner | **1980** Doug Tewell Defeated Jerry Pate

The RSM Classic (5)

2020 Tyler Duncan Defeated Webb Simpson | **2019** Charles Howell III Defeated Patrick Rodgers | **2017** Mackenzie Hughes Defeated Camilo Villegas, Billy Horschel, Henrik Norlander, Blayne Barber | **2015** Robert Streb Defeated Brendon de Jonge, Will MacKenzie | **2011** Ben Crane Defeated Webb Simpson

Safeway Open (5)

2019 Kevin Tway Defeated Ryan Moore, Brandt Snedeker | **2016** Emiliano Grillo Defeated Kevin Na | **2011** Bryce Molder Defeated Briny Baird | **2009** Troy Matteson Defeated Jamie Lovemark, Rickie Fowler | **2008** Cameron Beckman Defeated Kevin Sutherland

Sanderson Farms Championship (8)

2020 Sebastián Muñoz Defeated Sungjae Im | **2013** Woody Austin Defeated Cameron Beckman, Daniel Summerhays | **2008** Will MacKenzie Defeated Brian Gay, Marc Turnesa | **2006** D.J. Trahan Defeated Joe Durant | **2000** Steve Lowery Defeated Skip Kendall | **1994** Brian Henninger Defeated Mike Sullivan | **1991** Larry Silveira Defeated Russ Cochran, Mike Nicolette | **1989** Jim Booros Defeated Mike Donald

Sentry Tournament of Champions (15)

2020 Justin Thomas Defeated Patrick Reed, Xander Schauffele | **2015** Patrick Reed Defeated Jimmy Walker | **2011** Jonathan Byrd Defeated Robert Garrigus | **2008** Daniel Chopra Defeated Steve Stricker | **2006** Stuart Appleby Defeated Vijay Singh | **2002** Sergio Garcia Defeated David Toms | **2000** Tiger Woods Defeated Ernie Els | **1997** Tiger Woods Defeated Tom Lehman | **1995** Steve Elkington Defeated Bruce Lietzke | **1994** Phil Mickelson Defeated Fred Couples | **1992** Steve Elkington Defeated Brad Faxon | **1977** Jack Nicklaus Defeated Bruce Lietzke | **1975** Al Geiberger Defeated Gary Player | **1972** Bobby Mitchell Defeated Jack Nicklaus | **1966** Arnold Palmer Defeated Gay Brewer

Shriners Hospitals for Children Open (10)

2020 Kevin Na Defeated Patrick Cantlay | **2018** Patrick Cantlay Defeated Alex Cejka, Whee Kim | **2010** Jonathan Byrd Defeated Cameron Percy, Martin Laird | **2009** Martin Laird Defeated George McNeill, Chad Campbell | **2005** Wes Short, Jr. Defeated Jim Furyk | **2003** Stuart Appleby Defeated Scott McCarron | **1996** Tiger Woods Defeated Davis Love III | **1991** Andrew Magee Defeated D.A. Weibring | **1990** Bob Tway Defeated John Cook | **1989** Scott Hoch Defeated Robert Wrenn

Sony Open in Hawaii (13)

2020 Cameron Smith Defeated Brendan Steele | **2018** Patton Kizzire Defeated James Hahn | **2016** Fabián Gómez Defeated Brandt Snedeker | **2004** Ernie Els Defeated Harrison Frazer | **2003** Ernie Els Defeated Aaron Baddeley | **1997** Paul Stankowski Defeated Mike Reid, Jim Furyk | **1996** Jim Furyk Defeated Brad Faxon | **1987** Corey Pavin Defeated Craig Stadler | **1984** Jack Renner Defeated Wayne Levi | **1978** Hubert Green Defeated Billy Kratzert | **1972** Grier Jones Defeated Bob Murphy | **1967** Dudley Wysong Defeated Billy Casper | **1965** Gay Brewer Defeated Bob Goalby

TOUR Championship (10)

2016 Rory McIlroy Defeated Ryan Moore, Kevin Chappell | **2011** Bill Haas Defeated Hunter Mahan | **2008** Camilo Villegas Defeated Sergio Garcia | **2001** Mike Weir Defeated David Toms, Ernie Els, Sergio Garcia | **1998** Hal Sutton Defeated Vijay Singh | **1994** Mark McCumber Defeated Fuzzy Zoeller | **1991** Craig Stadler Defeated Russ Cochran | **1990** Jodie Mudd Defeated Billy Mayfair | **1989** Tom Kite Defeated Payne Stewart | **1988** Curtis Strange Defeated Tom Kite

Travelers Championship (23)

2017 Jordan Spieth Defeated Daniel Berger | **2015** Bubba Watson Defeated Paul Casey | **2013** Ken Duke Defeated Chris Stroud | **2010** Bubba Watson Defeated Scott Verplank, Corey Pavin | **2007** Hunter Mahan Defeated Jay Williamson | **2005** Brad Faxon Defeated Tjaart van der Walt | **2004** Woody Austin Defeated Tim Herron | **1998** Olin Browne Defeated Larry Mize, Stewart Cink | **1991** Billy Ray Brown Defeated Rick Fehr, Corey Pavin | **1988** Mark Brooks Defeated Dave Barr, Joey Sindelar | **1986** Mac O'Grady Defeated Roger Maltbie | **1985** Phil Blackmar Defeated Jodie Mudd, Dan Pohl | **1980** Howard Twitty Defeated Jim Simons | **1975** Don Bies Defeated Hubert Green | **1972** Lee Trevino Defeated Lee Elder | **1971** George Archer Defeated Lou Graham, J.C. Snead | **1969** Bob Lunn Defeated Dave Hill | **1965** Billy Casper Defeated Johnny Pott | **1962** Bob Goalby Defeated Art Wall | **1961** Billy Maxwell Defeated Ted Kroll | **1960** Arnold Palmer Defeated Bill Collins, Jack Fleck | **1956** Arnold Palmer Defeated Ted Kroll | **1954** Tommy Bolt Defeated Earl Stewart

U.S. Open (32)

2008 Tiger Woods Defeated Rocco Mediate | **2001** Retief Goosen Defeated Mark Brooks | **1994** Ernie Els Defeated Loren Roberts, Colin Montgomerie | **1991** Payne Stewart Defeated Scott Simpson | **1990** Hale Irwin Defeated Mike Donald | **1988** Curtis Strange Defeated Nick Faldo | **1984** Fuzzy Zoeller Defeated Greg Norman | **1975** Lou Graham Defeated John Mahaffey | **1971** Lee Trevino Defeated Jack Nicklaus | **1966** Billy Casper Defeated Arnold Palmer | **1965** Gary Player Defeated Kel Nagle | **1963** Julius Boros Defeated Jacky Cupit, Arnold Palmer | **1962** Jack Nicklaus Defeated Arnold Palmer | **1957** Dick Mayer Defeated Cary Middlecoff | **1955** Jack Fleck Defeated Ben Hogan | **1950** Ben Hogan Defeated George Fazio, Lloyd Mangrum | **1947** Lew Worsham Defeated Sam Snead | **1946** Lloyd Mangrum Defeated Byron Nelson, Victor Ghezzi | **1940** Lawson Little Defeated Gene Sarazen | **1939** Byron Nelson Defeated Denny Shute, Craig Wood | **1931** Billy Burke Defeated George Von Elm | **1929** Bobby Jones Defeated Al Espinosa | **1928** Johnny Farrell Defeated Bobby Jones | **1927** Tommy Armour Defeated Harry Cooper | **1925** Willie MacFarlane Defeated Bobby Jones | **1923** Bobby Jones Defeated Bobby Cruickshank | **1919** Walter Hagen Defeated Mike Brady | **1913** Francis Quimet Defeated Ted Ray, Harry Vardon | **1910** Alex Smith Defeated John McDermott, Macdonald Smith | **1908** Fred McLeod Defeated Willie Smith | **1903** Willie Anderson Defeated David Brown | **1901** Willie Anderson Defeated Alex Smith

Valero Texas Open (15)

2009 Zach Johnson Defeated James Driscoll | **2007** Justin Leonard Defeated Jesper Parnevik | **1999** Duffy Waldorf Defeated Ted Tryba | **1993** Jay Haas Defeated Bob Lohr | **1992** Nick Price Defeated Steve Elkington | **1991** Blaine McCallister Defeated Gary Hallberg | **1985** John Mahaffey Defeated Jodie Mudd | **1981** Bill Rogers Defeated Ben Crenshaw | **1976** Butch Baird Defeated Miller Barber | **1975** Don January Defeated Larry Hinson | **1969** Deane Beman Defeated Jack McGowan | **1951** E. Harrison Defeated Doug Ford | **1942** Chick Harbert Defeated Ben Hogan | **1940** Byron Nelson Defeated Ben Hogan | **1923** Walter Hagen Defeated Herb Meinert

Valspar Championship (3)

2016 Charl Schwartzel Defeated Bill Haas | **2015** Jordan Spieth Defeated Sean O'Hair, Patrick Reed | **2012** Luke Donald Defeated Jim Furyk, Robert Garrigus, Sangmoon Bae

Waste Management Phoenix Open (19)

2020 Webb Simpson Defeated Tony Finau | **2018** Gary Woodland Defeated Chez Reavie | **2017** Hideki Matsuyama Defeated Webb Simpson | **2016** Hideki Matsuyama Defeated Rickie Fowler | **2011** Mark Wilson Defeated Jason Dufner | **2009** Kenny Perry Defeated Charley Hoffman | **2008** J. B. Holmes Defeated Phil Mickelson | **1996** Phil Mickelson Defeated Justin Leonard | **1995** Vijay Singh Defeated Billy Mayfair | **1988** Sandy Lyle Defeated Fred Couples | **1983** Bob Gilder Defeated Rex Caldwell, Johnny Miller, Mark O'Meara | **1977** Jerry Pate Defeated Dave Stockton | **1972** Romero Blancas Defeated Lanny Wadkins | **1961** Arnold Palmer Defeated Doug Sanders | **1960** Jack Fleck Defeated Bill Collins | **1954** Ed Furgol Defeated Cary Middlecoff | **1949** Jimmy Demaret Defeated Ben Hogan | **1946** Ben Hogan Defeated Herman Keiser | **1944** Harold McSpaden Defeated Byron Nelson

Wells Fargo Championship (7)

2016 James Hahn Defeated Roberto Castro | **2013** Derek Ernst Defeated David Lynn | **2012** Rickie Fowler Defeated D.A. Points, Rory McIlroy | **2011** Lucas Glover Defeated Jonathan Byrd | **2006** Jim Furyk Defeated Trevor Immelman | **2005** Vijay Singh Defeated Jim Furyk, Sergio Garcia | **2004** Joey Sindelar Defeated Arron Oberholser

World Golf Championships-FedEx St. Jude Invitational (2)

2006 Tiger Woods Defeated Stewart Cink | **2001** Tiger Woods Defeated Jim Furyk

World Golf Championships-HSBC Champions (3)

2020 Rory McIlroy Defeated Xander Schauffele | **2019** Xander Schauffele Defeated Tony Finau | **2015** Bubba Watson Defeated Tim Clark

World Golf Championships-Mexico Championship (3)

2018 Phil Mickelson Defeated Justin Thomas | **2005** Tiger Woods Defeated John Daly | **1999** Tiger Woods Defeated Miguel Angel Jiménez

Wyndham Championship (17)

2013 Patrick Reed Defeated Jordan Spieth | **2009** Ryan Moore Defeated Jason Bohn, Kevin Stadler | **1998** Trevor Dodds Defeated Scott Verplank | **1997** Frank Nobilo Defeated Brad Faxon | **1993** Rocco Mediate Defeated Steve Elkington | **1991** Mark Brooks Defeated Gene Sauers | **1988** Sandy Lyle Defeated Ken Green | **1981** Larry Nelson Defeated Mark Hayes | **1972** George Archer Defeated Tommy Aaron | **1971** Bud Allin Defeated Dave Eichelberger, Rod Funseth | **1969** Gene Littler Defeated Julius Boros, Orville Moody, Tom Weiskopf | **1966** Doug Sanders Defeated Tom Weiskopf | **1964** Julius Boros Defeated Doug Sanders | **1956** Sam Snead Defeated Fred Wampler | **1954** Doug Ford Defeated Marty Furgol | **1953** Earl Stewart Defeated Sam Snead | **1949** Sam Snead Defeated Lloyd Mangrum

Zurich Classic of New Orleans (14)

2017 Jonas Blixt Defeated Kevin Kisner, Scott Brown | **2016** Brian Stuard Defeated Jamie Lovemark, Byeong Hun An | **2012** Jason Dufner Defeated Ernie Els | **2011** Bubba Watson Defeated Webb Simpson | **2005** Tim Petrovic Defeated James Driscoll | **2003** Steve Flesch Defeated Bob Estes | **2000** Carlos Franco Defeated Blaine McCallister | **1995** Davis Love III Defeated Mike Heinen | **1991** Ian Woosnam Defeated Jim Hallet | **1973** Jack Nicklaus Defeated Miller Barber | **1970** Miller Barber Defeated Bob Charles, Howie Johnson | **1969** Larry Hinson Defeated Frank Beard | **1958** Billy Casper Defeated Ken Venturi | **1945** Byron Nelson Defeated Harold McSpaden

The Last Time

Last to Win Playoff in Consecutive Weeks

Player	Tournament	Tournament
David Duval	1997 Michelob Championship at Kingsmill	1997 Walt Disney World/Oldsmobile Classic

Last to Win Playoff in Consecutive Starts

Player	Tournament	Tournament
Jonathan Byrd	2010 Justin Timberlake Shriners Hospitals for Children Open	2011 Hyundai Tournament of Champions

Last to Lose Playoff in Consecutive Tournaments

Player	Tournament	Tournament
José Coceres	2007 Mayakoba Golf Classic at Riviera Maya-Cancun	2007 The Honda Classic

Last to Lose Playoff in Consecutive Seasons in Same Tournament

Player	Tournament	Tournament
Robert Karlsson	2010 St. Jude Classic presented by Smith & Nephew	2011 FedEx St. Jude Classic

Last to Earn First Three Wins in Playoffs

Player	Tournament	Tournament	Tournament
Steve Lowery	1994 Sprint International	2000 Southern Farm Bureau Classic	2008 AT&T Pebble Beach National Pro-Am

Last to Lose Three Playoffs in a Season

Player	Tournament	Tournament	Tournament
Kevin Kisner	2015 RBC Heritage	2015 THE PLAYERS Championship	2015 The Greenbrier Classic
Horton Smith	1937 St. Petersburg Open	1937 Hollywood Hotel Open	1937 Western Open

Last to Win Playoff with Eagle

Player	Tournament	Result
J.J. Henry	2015 Barracuda Championship	Defeated Kyle Reifers on second playoff hole, No. 18.
Jonathan Byrd	2010 Justin Timberlake Shriners Hospitals for Children Open	Defeated Martin Laird and Cameron Percy, hole-in-one on fourth playoff hole, No. 17.

Last to Win Playoff with Bogey

Player	Tournament	Result
Sean O'Hair	2011 RBC Canadian Open	Defeated Kris Blanks on first playoff hole.

Last to Win Playoff with Double Bogey

Player	Tournament	Result
Phil Mickelson	2001 Buick Invitational	Defeated Frank Lickliter II on third playoff hole.

Last Three-Hole Playoff

Tournament	Winner	Result
2020 Workday Charity Open	Collin Morikawa	Defeated Justin Thomas.
2020 Sentry Tournament of Champions	Justin Thomas	Defeated Patrick Reed and Xander Schauffele.
2018 RBC Heritage	Satoshi Kodaira	Defeated Si Woo Kim.
2017 The RSM Classic	Mackenzie Hughes	Defeated Blayne Barber, Billy Horschel, Henrik Norlander and Camilo Villegas.
2016 Puerto Rico Open at Coco Beach	Tony Finau	Defeated Steve Marino.
2015 the Memorial Tournament presented by Nationwide	David Lingmerth	Defeated Justin Rose.
2015 Valspar Championship	Jordan Spieth	Defeated Sean O'Hair and Patrick Reed.
2015 Northern Trust Open	James Hahn	Defeated Paul Casey and Dustin Johnson.
2014 Crowne Plaza Invitational at Colonial	Adam Scott	Defeated Jason Dufner.
2012 The Greenbrier Classic	Ted Potter, Jr.	Defeated Troy Kelly.
2011 TOUR Championship by Coca-Cola	Bill Haas	Defeated Hunter Mahan.

Last Three-Hole Aggregate Playoff

Tournament	Winner	Result
2015 THE PLAYERS Championship	Rickie Fowler	Defeated Sergio Garcia and Kevin Kisner.
2011 PGA Championship	Keegan Bradley	Defeated Jason Dufner.

Last Four-Hole Playoff

Tournament	Winner	Result
2018 CareerBuilder Challenge	Jon Rahm	Defeated Andrew Landry.
2017 Zurich Classic of New Orleans	Jonas Blixt	Team of Jonas Blixt/Cameron Smith defeated team of Scott Brown/Kevin Kisner.
2017 Waste Management Phoenix Open	Hideki Matsuyama	Defeated Webb Simpson.
2016 TOUR Championship	Rory McIlroy	Defeated Kevin Chappell and Ryan Moore. Chappell was eliminated at first extra hole.
2016 Barbasol Championship	Aaron Baddeley	Defeated Si Woo Kim.
2016 Waste Management Phoenix Open	Hideki Matsuyama	Defeated Rickie Fowler.
2015 THE PLAYERS Championship	Rickie Fowler	Defeated Sergio Garcia and Kevin Kisner. Garcia was eliminated after three-hole aggregate playoff. Kisner lost on the following sudden-death hole.
2010 Justin Timberlake Shriners Hospitals for Children Open	Jonathan Byrd	Defeated Martin Laird and Cameron Percy.

Last Four-Hole Aggregate Playoff

Tournament	Winner	Result
2015 The Open Championship	Zach Johnson	Defeated Marc Leishman and Louis Oosthuizen.
2007 The Open Championship	Padraig Harrington	Defeated Sergio Garcia.

Last Five-Hole Playoff

Tournament	Winner	Result
2013 John Deere Classic	Jordan Spieth	Defeated David Hearn and Zach Johnson.
2004 MCI Heritage	Stewart Cink	Defeated Ted Purdy.

Last Six-Hole Playoff

Tournament	Winner	Result
2018 Farmers Insurance Open	Jason Day	Defeated Alex Noren and Ryan Palmer. Palmer was eliminated at first playoff hole.
2018 Sony Open in Hawaii	Patton Kizzire	Defeated James Hahn.
2011 Frys.com Open	Bryce Molder	Defeated Briny Baird.

Last Seven-Hole Playoff

Tournament	Winner	Result
2001 World Golf Championships-NEC Invitational	Tiger Woods	Defeated Jim Furyk.

Last Eight-Hole Playoff

Tournament	Winner	Result
2012 Mayakoba Golf Classic	John Huh	Defeated Robert Allenby.
1983 Phoenix Open	Bob Gilder	Defeated Rex Caldwell, Johnny Miller, and Mark O'Meara. Miller and O'Meara were eliminated at the second playoff hole.

Last Time Three Consecutive, Multi-Hole Playoffs

Tournament	Tournament	Tournament
2018 Sony Open in Hawaii	2018 CareerBuilder Challenge	2018 Farmers Insurance Open
2015 Travelers Championship	2015 The Greenbrier Classic	2015 John Deere Classic
2015 Northern Trust Open	2015 The Honda Classic	2015 Puerto Rico Open
2000 Shell Houston Open	2000 COMPAQ Classic of New Orleans	2000 GTE Byron Nelson Classic

Last Time Four Consecutive Playoffs

Tournament	Tournament	Tournament	Tournament
2018 Sony Open in Hawaii	2018 CareerBuilder Challenge	2018 Farmers Insurance Open	2018 Waste Management Phoenix Open
2015 Travelers Championship	2015 The Greenbrier Classic	2015 John Deere Classic	2015 The Open Championship
2015 Northern Trust Open	2015 The Honda Classic	2015 Puerto Rico Open	2015 Valspar Championship

Last Time 18-Hole Aggregate Playoff

Tournament	Winner	Result
2008 U.S. Open Championship	Tiger Woods	Defeated Rocco Mediate on 19th hole.

Last 18-Hole+ Playoff

Tournament	Winner	Result
2008 U.S. Open Championship	Tiger Woods	Defeated Rocco Mediate on 19th hole.

Last 36-Hole Aggregate Playoff

Tournament	Winner	Results
1947 All American Open	Bobby Locke	Defeated Ed Oliver.

Last 54-Hole Aggregate Playoff

Tournament	Winner	Result
1926 Metropolitan Open	Macdonald Smith	Defeated Gene Sarazen.

Last 72-Hole Aggregate Playoff

Tournament	Winner	Result
1931 U.S. Open Championship	Billy Burke	Defeated George Von Elm.

Last Four-Man Playoff

Tournament	Winner	Result
2015 The Greenbrier Classic	Danny Lee	Defeated David Hearn, Kevin Kisner, and Robert Streb.
2015 Farmers Insurance Open	Jason Day	Defeated Harris English, J.B. Holmes, and Scott Stallings.
2014 The Honda Classic	Russell Henley	Defeated Russell Knox, Rory McIlroy, and Ryan Palmer.
2012 Transitions Championship	Luke Donald	Defeated Sangmoon Bae, Jim Furyk, and Robert Garrigus.
2007 The Honda Classic	Mark Wilson	Defeated Jose Coceres, Camilo Villegas, and Boo Weekley.

Last Five-Man Playoff

Tournament	Winner	Result
2017 The RSM Classic	Mackenzie Hughes	Defeated Blayne Barber, Camilo Villegas, Henrik Norlander and Billy Horschel.
2015 Puerto Rico Open	Alex Cejka	Defeated Jon Curran, Emiliano Grillo, Tim Petrovic and Sam Saunders.
2005 BellSouth Classic	Phil Mickelson	Defeated Rich Beem, Arjun Atwal, Brandt Jobe and Jose Maria Olazabal.

Last Six-Man Playoff

Tournament	Winner	Result
2001 Nissan Open	Robert Allenby	Defeated Brandel Chamblee, Toshi Izawa, Dennis Paulson, Jeff Sluman, and Bob Tway.

Age

Age-Related Records

Youngest to Play

Age	Player	Tournament	Finish Position
11 years, 11 months, 2 days	Don Dunkelberger	1937 Chicago Open	Withdrew
14 years, 2 months, 29 days	Michelle Wie	2004 Sony Open in Hawaii	Missed Cut
14 years, 5 months, 11 days	Marshall Springer	1937 Chicago Open	Missed Cut
14 years, 5 months, 17 days	Guan Tian Liang	2013 Masters Tournament	58
14 years, 6 months	Andy Zhang	2012 U.S. Open	Missed Cut
14 years, 6 months	Guan Tian Liang	2013 Zurich Classic of New Orleans	71
14 days, 6 months, 20 days	Guan Tian Liang	2013 HP Byron Nelson Championship	Missed Cut
14 years, 7 months, 5 days	Guan Tian Liang	2013 the Memorial Tournament presented by Nationwide Insurance	Missed Cut
14 years, 7 months, 24 days	Lorens Chan	2009 Sony Open in Hawaii	Missed Cut
14 years, 8 months	Marshall Springer	1937 Western Open	Missed Cut
14 years, 9 months, 7 days	George Burtoft	1937 Utah Open	N/A
15 years, 3 months, 2 days	Michelle Wie	2005 Sony Open in Hawaii	Missed Cut
15 years, 5 months, 7 days	Tadd Fujikawa	2006 U.S. Open Championship	Missed Cut
15 years, 7 months, 2 days	George Burtoft	1938 Washington Open	N/A
15 years, 8 months, 20 days	Bob Panasik	1957 Canadian Open	T66
15 years, 8 months, 29 days	Michelle Wie	2005 John Deere Classic	Missed Cut
15 years, 9 months, 25 days	Kenny Leseur	2020 Bermuda Championship	Missed Cut

Oldest to Play

Age	Player	Tournament	Finish Position
77 years, 10 months, 9 days	Jerry Barber	1994 Buick Invitational of California	Missed Cut

Leads

Leads

Most Leads Entering Final Round Converted to a Win

Wins	Player
56	Sam Snead
55	Tiger Woods
43	Byron Nelson
41	Ben Hogan
32	Jack Nicklaus

Largest Lead with 18 Holes to Play

Stroke Lead	Player	Tournament	Result
13	Bobby Locke	1948 Chicago Victory National Open	Won by 16
	Sam Snead	1936 West Virginia Closed Pro	Won by 16
11	Gene Sarazen	1927 Long Island Open	Won by 11
10	Tiger Woods	2000 U.S. Open Championship	Won by 15
	Gene Littler	1955 Tournament of Champions	Won by 13
	Ben Hogan	1945 Portland Open Invitational	Won by 14
	Gene Sarazen	1935 Massachusetts Open	Won by 14
	Walter Hagen	1920 Florida West Coast Open	Won by 12

Largest Lead Lost with 18 Holes to Play

Stroke Lead	Player	Tournament	Final Round Score
6	Dustin Johnson	2018 World Golf Championships-HSBC Champions	77
	Spencer Levin	2012 Waste Management Phoenix Open	75
	Sergio Garcia	2005 Wachovia Championship	72
	Greg Norman	1996 Masters Tournament	78
	Hal Sutton	1983 Anheuser-Busch Golf Classic	77
	Gay Brewer	1969 Danny Thomas-Diplomat Classic	73
	Bobby Cruickshank	1928 Florida Open	80

The Last Time

Last Amateur to Lead After Any Round

Player	Tournament	Round	Finish Position
Paul Dunne	2015 The Open Championship	3	T30
Patrick Cantlay	2011 Travelers Championship	2	T24

Last Amateur to Play in the Final Group of the Final Round

Player	Tournament	Finish Position
Jared du Toit	2016 RBC Canadian Open	T9
Paul Dunne	2015 The Open Championship	T30

Last Player to Hold Lead/Co-Lead in First Round as a Professional

Player	Tournament	Finish Position
Sepp Straka	2019 Safeway Open	T46
Jon Rahm	2016 Quicken Loans National	T3

Last Player to Hold First-Round Lead/Co-Lead and Miss the Cut

Player	Tournament	Outright Lead/Co-Lead
Matt Every	2020 Arnold Palmer Invitational presented by Mastercard	Shared lead
Vaughn Taylor	2018 THE NORTHERN TRUST	Shared lead
Zecheng Dou	2018 Zurich Classic of New Orleans	Shared lead
Xinjun Zhang	2018 Zurich Classic of New Orleans	Shared lead
Andrew Loupe	2016 Travelers Championship	Shared lead
Keegan Bradley	2016 Valspar Championship	Shared lead
Danny Lee	2014 Valspar Championship	Shared lead
Camilo Villegas	2013 The Honda Classic	Outright lead
Jim Renner	2011 Travelers Championship	Outright lead
Ben Martin	2011 Northern Trust Open	Shared lead

Last Leader/Co-Leader After Any Round to Withdraw

Player	Tournament	Round Led	Reason for WD
Erik Compton	2015 Wyndham Championship	1	Withdrew prior to third round with ankle injury
Hunter Mahan	2013 RBC Canadian Open	2	Withdrew 50 minutes prior to third round when his wife went into labor

Cuts

Cuts

Most Consecutive Cuts Made

Consecutive Cuts	Player	Tournament	End
142	Tiger Woods	1998 Buick Invitational	Missed cut at 2005 EDS Byron Nelson Championship
113	Byron Nelson	1941 Bing Crosby Pro-Am	Withdrew after two rounds of 1949 Bing Crosby National Pro-Am
105	Jack Nicklaus	1970 Sahara Invitational	Missed cut at 1976 World Open
86	Hale Irwin	1975 Bing Crosby National Pro-Am	Missed cut at 1979 Bing Crosby National Pro-Am
72	Dow Finsterwald	1955 Carling Golf Classic	Missed cut at 1958 Baton Rouge Open Invitational
53	Tom Kite	1980 Western Open	Missed cut at 1982 Canadian Open

Most Career Cuts Made

Cuts	Player
591	Jay Haas
590	Tom Kite
582	Raymond Floyd
574	Arnold Palmer
570	Davis Love III
566	Gene Littler
560	Doug Ford

Age-Related

Youngest to Make Cut

Age	Player	Tournament	Finish Position
14 years, 5 months, 17 days	Guan Tian Liang	2013 Masters Tournament	58
14 years, 6 months, 1 day	Guan Tian Liang	2013 Zurich Classic of New Orleans	71
15 years, 8 months, 20 days	Bob Panasuk	1957 Canadian Open	T66
16 years, 4 days	Tadd Fujikawa	2007 Sony Open in Hawaii	T20
16 years, 2 months, 23 days	Justin Thomas	2009 Wyndham Championship	T78
16 years, 2 months, 29 days	Matteo Manassero	2009 The Open Championship	T13
16 years, 6 months, 20 days	Don Carrick	1923 Canadian Open	22
16 years, 9 months, 7 days	Ty Tryon	2001 Honda Classic	T39
16 years, 9 months, 24 days	Jordan Spieth	2010 HP Byron Nelson Championship	T16
16 years, 11 months, 21 days	Matteo Manassero	2010 Masters Tournament	T36
17 years, 1 month, 5 days	Jorge Garcia	2013 Puerto Rico Open presented by seepuertorico.com	75
17 years, 1 month, 22 days	Tommy Jacobs	1952 Masters Tournament	6

Oldest to Make Cut

Age	Player	Tournament	Finish Position
67 years, 2 months, 21 days	Sam Snead	1979 Manufacturers Hanover Westchester Classic	47

The Last Time

Last Father/Son to Make the Cut in the Same Tournament

Father	Son	Tournament
Davis Love III	Dru Love	2019 The RSM Classic
Davis Love III	Dru Love	2017 Wyndham Championship
Jay Haas	Bill Haas	2006 Wachovia Championship

Holes-in-One

Holes-in-One

Most Holes-in-One All-Time

Player	Total
Robert Allenby	10
Hal Sutton	10
Hubert Green	8
Gil Morgan	8
Scott Hoch	7
Corey Pavin	7
Bob Tway	7
Lanny Wadkins	7
Willie Wood	7
Greg Chalmers	6
Gibby Gilbert	6
Charles Howell III	6
Davis Love III	6
Billy Mayfair	6

Player	Total
Rocco Mediate	6
Larry Rinker	6
Loren Roberts	6
Miller Barber	5
Dave Barr	5
George Bayer	5
Scott Brown	5
Mark Calcavecchia	5
Stewart Cink	5
Russ Cochran	5
Frank Conner	5
Glen Day	5
Jay Delsing	5
Chris DiMarco	5

Player	Total
Mike Donald	5
David Edwards	5
Dave Eichelberger	5
Raymond Floyd	5
Jim Furyk	5
Lucas Glover	5
David Graham	5
Hale Irwin	5
George Knudson	5
Matt Kuchar	5
Tom Lehman	5
Justin Leonard	5
Wayne Levi	5
Gene Littler	5

Player	Total
Steve Lowery	5
John Mahaffey	5
Shigeki Maruyama	5
Blaine McCallister	5
Phil Mickelson	5
Johnny Miller	5
Bobby Nichols	5
Steve Pate	5
Kenny Perry	5
Doug Tewell	5
Tom Watson	5

Season with Most Holes-in-One (Since 1971)

Season	Total
1994	44
2015	42
2002	40
1996	39
2019	38
2010	38
2012	37
2009	36
1985	35
1995	35
1990	34
2004	34
1992	33

Season	Total
1978	32
1989	32
2003	32
1997	31
2000	31
2005	31
2016	31
2017	31
1987	30
2013	30
1991	29
2018	29
2007	28

Season	Total
1998	27
1999	27
2001	27
1973	26
1983	26
2008	26
1979	25
1982	25
1993	25
2006	25
1972	24
1984	23
2011	23

Season	Total
1988	22
1980	21
1981	21
1986	21
1975	18
1974	17
1976	17
1977	17
2014	17
1971	9
2020	35

Holes-in-One by Player

Player	Count	Tournaments
Adam Adams	1	1978 B.C. Open
Frank Adams	1	1920 Western Open
John Adams	3	1994 Walt Disney World/Oldsmobile Classic, 1990 Canon Greater Hartford Open, 1985 Lite Quad Cities Open
Thomas Aiken	1	2016 OHL Classic at Mayakoba
Anders Albertson	1	2019 Barbasol Championship
Tyler Aldridge	1	2016 Sanderson Farms Championship
Steven Alker	2	2017 Sanderson Farms Championship, 2015 AT&T Pebble Beach National Pro-Am
Steve Allan	1	2002 Buick Classic
Fulton Allem	1	1990 Nestle Invitational
Michael Allen	2	2004 FedEx St. Jude Classic, 2000 B.C. Open
Ras Allen	1	1975 Sammy Davis Jr.-Greater Hartford Open
Robert Allenby	10	2016 CareerBuilder Challenge in partnership with the Clinton Foundation, 2013 The Honda Classic, 2011 AT&T National, 2010 World Golf Championships-CA Championship, 2008 Verizon Heritage, 2006 Deutsche Bank Championship, 2005 Buick Open, 2003 PGA Championship, 2002 SEI Pennsylvania Classic, 2001 Invensys Classic at Las Vegas
Jason Allred	1	2005 Shell Houston Open
Byeong Hun An	1	2020 PGA Championship
Abraham Ancer	1	2020 Travelers Championship
Jerry Anderson	1	1992 Canon Greater Hartford Open
Mark Anderson	1	2015 The McGladrey Classic
Billy Andrade	2	2003 Chrysler Classic of Greensboro, 1997 The Open Championship
Stuart Appleby	3	2014 FedEx St. Jude Classic, 2000 MasterCard Colonial, 1999 Bob Hope Chrysler Classic
George Archer	3	1985 Colonial National Invitation, 1980 Quad Cities Open, 1979 Anheuser-Busch Golf Classic
Ryan Armour	1	2020 Rocket Mortgage Classic
Wally Armstrong	2	1981 Kemper Open, 1976 Tournament Players Championship
Dewey Arnette	1	1987 Big "I" Houston Open
Tyrone Van Aswegen	1	2016 Northern Trust Open
Arjun Atwal	1	2009 RBC Canadian Open
Emlyn Aubrey	2	1991 Independent Insurance Agent Open, 1991 Chattanooga Classic
Woody Austin	2	2010 Shell Houston Open, 2000 John Deere Classic
Eric Axley	2	2015 Valero Texas Open, 2007 Ginn sur Mer Classic at Tesoro
Tommy Ayccock	1	1990 H.E.B. Texas Open
Paul Azinger	3	2000 THE PLAYERS Championship, 1988 PGA Championship, 1984 Canadian Open
Aaron Baddeley	1	2001 Kemper Insurance Open
Briny Baird	4	2009 The 50th Bob Hope Classic hosted by Arnold Palmer, 2009 RBC Canadian Open, 2005 Michelin Championship at Las Vegas, 2004 Buick Open
Butch Baird	2	1976 San Antonio Texas Open, 1962 Buick Open Invitational
Jerry Barber	1	1968 American Golf Classic
Miller Barber	5	1978 Southern Open, 1969 Andy Williams-San Diego Open Invitational, 1967 Western Open, 1967 Dallas Open Invitational, 1961 Greater Seattle Open Invitational
Craig Barlow	1	2005 Bell Canadian Open
Michael Barnblatt	1	1985 Bank of Boston Classic
Ricky Barnes	2	2016 Zurich Classic of New Orleans, 2015 RBC Canadian Open
Dave Barr	5	1998 Shell Houston Open, 1996 Quad City Classic, 1995 BellSouth Classic, 1991 United Hawaiian Open, 1988 Canadian Open
Eric Batten	1	1983 Doral-Eastern Open
Gary Bauer	1	1965 Sahara Invitational
Rex Baxter	1	1967 San Diego Open Invitational
George Bayer	5	1963 Insurance City Open Invitational, 1963 Buick Open Invitational, 1962 Thunderbird Classic Invitational, 1962 Lucky International Open, 1954 World Championship of Golf
Andy Bean	1	1977 Houston Open
Chip Beck	4	2003 Greater Milwaukee Open, 1992 THE PLAYERS Championship, 1989 Southwestern Bell Colonial, 1980 Hall Of Fame
Cameron Beckman	1	2000 SEI Pennsylvania Classic
Rich Beem	2	2007 Nissan Open, 2002 Disney Golf Classic
Russell Beiersdorf	1	1994 Buick Invitational of California
Jimmy Bellizzi	1	1982 Kemper Open
Jim Beneppe	1	1989 Nissan Los Angeles Open
Shane Bertsch	1	1997 GTE Byron Nelson Golf Classic
George Bigham	1	1954 Baton Rouge Open
Ray Billows	1	1940 Masters Tournament
Lucas Bjerregaard	1	2019 PGA Championship
Bob Black	1	1957 Rubber City Open Invitational
Doug Black	1	1981 Glen Campbell-Los Angeles Open
Ronnie Black	2	2000 Buick Open, 1985 Isuzu-Andy Williams San Diego Open
Woody Blackburn	3	1986 Federal Express St. Jude Classic, 1982 PGA Championship, 1974 Tallahassee Open
Phil Blackmar	2	1997 BellSouth Classic, 1990 Buick Classic
Jay Don Blake	3	2003 Bell Canadian Open, 1996 THE PLAYERS Championship, 1990 U.S. Open Championship
Homero Blancas	3	1975 Greater Jacksonville Open, 1971 Sahara Invitational, 1969 Florida Citrus Open Invitational
Kris Blanks	1	2012 Transitions Championship
Ryan Blaum	1	2013 Sanderson Farms Championship
Charles Bolling	2	1987 Buick Open, 1986 Southern Open
Tommy Bolt	1	1960 De Soto Open Invitational
Eric Booker	1	1999 Shell Houston Open
Jim Booros	1	1982 Georgia-Pacific Atlanta Golf Classic
Julius Boros	2	1976 Kemper Open, 1957 West Palm Beach Open Invitational
Dick Borthwick	1	1951 Canadian Open
George Bowman	1	1996 PGA Championship
Steve Bowman	1	1985 Western Open
Frank Boynton	1	1961 Phoenix Open Invitational
Keegan Bradley	2	2020 Workday Charity Open, 2014 Humana Challenge in partnership with the Clinton Foundation
Michael Bradley	1	1995 KMart Greater Greensboro Open
Gordon Brand	1	1981 The Open Championship
Gay Brewer	1	1976 American Express Westchester Classic

2020-21 PGA TOUR MEDIA GUIDE | Section 5: All-Time Records

D.J. Brigman	1	2011 Travelers Championship
Mike Brisky	3	1999 John Deere Classic, 1999 Greater Milwaukee Open, 1997 Greater Milwaukee Open
Bill Britton	3	1994 KMart Greater Greensboro Open, 1994 Greater Milwaukee Open, 1989 Southern Open
Bill Brodell	1	1982 U.S. Open Championship
Daniel Brooks	1	2015 The Open Championship
Mark Brooks	5	1999 PGA Championship, 1999 National Car Rental Golf Classic/Disney, 1997 THE PLAYERS Championship, 1985 Bob Hope Classic, 1984 Greater Milwaukee Open
Daniel Brown	1	1902 The Open Championship
Pete Brown	1	1975 Byron Nelson Golf Classic
Scott Brown	5	2016 Wyndham Championship, 2016 CIMB Classic, 2015 Wyndham Championship, 2014 Deutsche Bank Championship, 2014 Crowne Plaza Invitational at Colonial
Olin Browne	3	2006 PGA Championship, 2001 U.S. Open Championship, 1994 AT&T Pebble Beach National Pro-Am
Bob Brue	1	1963 Sahara Invitational
Bart Bryant	1	2008 BMW Championship
Brad Bryant	1	1990 Phoenix Open
Andrew Buckle	1	2007 Fry's Electronics Open
Bronson Burgoon	1	2020 Workday Charity Open
Jimmy Burke	1	1970 Houston Champions International
Patrick Burke	2	1996 Nissan Open, 1993 Anheuser-Busch Golf Classic
Bob Burns	3	2003 Phoenix Open, 2002 Kemper Insurance Open, 1999 Nissan Open
George Burns	3	1988 Independent Insurance Agent Open, 1987 Georgia-Pacific Atlanta Golf Classic, 1983 Kemper Open
Clark Burroughs	1	1989 Texas Open
George Buzzini	1	1960 Bing Crosby National Pro-Am
Jonathan Byrd	4	2018 OHL Classic at Mayakoba, 2015 Valspar Championship, 2014 Travelers Championship, 2006 Deutsche Bank Championship
Kip Byrne	1	1978 Pensacola Open
Tom Byrum	2	2003 Valero Texas Open, 2002 Reno-Tahoe Open
Ángel Cabrera	4	2017 Shell Houston Open, 2017 CareerBuilder Challenge, 2002 Buick Classic, 2000 World Golf Championships-American Express Championship
George Cadle	1	1978 Walt Disney World National Team Championship
Mark Calavecchia	5	1999 Canon Greater Hartford Open, 1998 Tucson Chrysler Classic, 1992 Phoenix Open, 1992 Centel Western Open, 1989 Canadian Open
Rex Caldwell	1	1986 AT&T Pebble Beach National Pro-Am
Chad Campbell	4	2016 Waste Management Phoenix Open, 2015 Farmers Insurance Open, 2010 Travelers Championship, 2009 Frys.com Open
Joe Campbell	2	1964 St. Petersburg Open Invitational, 1960 Palm Springs Desert Golf Classic
Patrick Cantlay	2	2018 the Memorial Tournament presented by Nationwide, 2018 AT&T Pebble Beach Pro-Am
Miguel Ángel Carballo	1	2012 Humana Challenge in partnership with the Clinton Foundation
Gary Carle	1	1963 Phoenix Open Invitational
Jim Carter	3	2004 FedEx St. Jude Classic, 1998 Las Vegas Invitational, 1987 Greater Greensboro Open
Paul Casey	2	2019 THE CJ CUP @ NINE BRIDGES, 2012 World Golf Championships-Cadillac Championship
Billy Casper	1	1969 Bob Hope Desert Classic
Roberto Castro	2	2017 Wyndham Championship, 2012 The Barclays
Bud Cauley	2	2020 The Genesis Invitational, 2014 The Greenbrier Classic
Alex Cejka	4	2019 Sanderson Farms Championship, 2016 The Honda Classic, 2016 Shriners Hospitals for Children Open, 2010 St. Jude Classic presented by Smith & Nephew
Greg Chalmers	6	2017 Shriners Hospitals for Children Open, 2013 Valero Texas Open, 2013 The Barclays, 2011 Deutsche Bank Championship, 2009 Puerto Rico Open presented by Banco Popular, 2004 John Deere Classic
Brandel Chamblee	1	1992 Buick Classic
Jim Chancey	1	1981 Danny Thomas Memphis Classic
Dick Chapman	2	1954 U.S. Open Championship, 1950 Savannah Open
Roger Chapman	1	1981 The Open Championship
Kevin Chappell	1	2013 Arnold Palmer Invitational presented by MasterCard
Dick Chassee	1	1964 Cajun Classic Open Invitational
Barry Cheesman	1	1988 Georgia-Pacific Atlanta Golf Classic
T.C. Chen	1	1987 Los Angeles Open Presented by Nissan
K.J. Choi	2	2013 The Barclays, 2001 Compaq Classic of New Orleans
Daniel Chopra	3	2009 The Barclays, 2008 Bob Hope Chrysler Classic, 2007 Zurich Classic of New Orleans
Walter Cichon	1	1957 Baton Rouge Open Invitational
Victor Ciesielski	1	2006 Canadian Open
Stewart Cink	5	2018 FedEx St. Jude Classic, 2012 Transitions Championship, 2003 Chrysler Championship, 2000 World Golf Championships-NEC Invitational, 1999 Bob Hope Chrysler Classic
Brian Claar	2	1995 Freeport-McMoRan Classic, 1991 THE PLAYERS Championship
Clive Clark	2	1974 Bob Hope Desert Classic, 1968 Masters Tournament
Tim Clark	3	2013 PGA Championship, 2008 Zurich Classic of New Orleans, 2004 FUNAI Classic at the WALT DISNEY WORLD Resort
Darren Clarke	2	2005 Nissan Open, 2003 Buick Invitational
Paul Claxton	3	2008 Bob Hope Chrysler Classic, 2005 Michelin Championship at Las Vegas, 2002 Disney Golf Classic
Keith Clearwater	1	1996 Deposit Guaranty Golf Classic
Lennie Clements	2	1995 Greater Milwaukee Open, 1983 Texas Open
José Coceres	1	2007 Reno-Tahoe Open
Russ Cochran	5	2002 Kemper Insurance Open, 1994 THE PLAYERS Championship, 1992 Greater Milwaukee Open, 1989 Greater Milwaukee Open, 1984 Panasonic Las Vegas Invitational
John Cockin	1	1967 The Open Championship
Charles Coe	1	1953 Ardmore Open
Jim Colbert	2	1986 Buick Open, 1972 Westchester Classic
Bobby Cole	2	1982 Southern Open, 1972 Liggett & Myers Open
Erik Compton	1	2015 RBC Canadian Open
Frank Conner	5	1983 Pensacola Open, 1983 Lajet Coors Classic, 1982 Canadian Open, 1979 Sammy Davis Jr.-Greater Hartford Open, 1979 PGA Championship
Corey Connors	1	2020 BMW Championship
Charles Coody	4	1974 Westchester Classic, 1972 Masters Tournament, 1969 Doral Open Invitational, 1963 Denver Open Invitational
John Cook	1	2006 Buick Open
Carl Cooper	2	1993 United Airlines Hawaiian Open, 1990 AT&T Pebble Beach National Pro-Am
Kawika Cotner	1	1995 FedEx St. Jude Classic
Chris Couch	1	2010 Bob Hope Classic
Richie Coughlan	1	2001 Honda Classic
Fred Couples	2	2006 THE PLAYERS Championship, 1997 THE PLAYERS Championship
Charles Courtney	1	1971 National Airlines Open Invitational
Wiffy Cox	1	1926 Metropolitan Open
Bruce Crampton	2	1974 Doral-Eastern Open, 1960 Pensacola Open Invitational

2020-21 PGA TOUR MEDIA GUIDE | Section 5: All-Time Records

Ben Crane	4	2017 Wyndham Championship, 2010 Crowne Plaza Invitational at Colonial, 2009 The Honda Classic, 2006 World Golf Championships-Accenture Match Play Championship
Dick Crawford	1	1971 Walt Disney World Open Invitational
Ben Crenshaw	3	2001 Kemper Insurance Open, 1991 Nissan Los Angeles Open, 1985 U.S. Open Championship
Bobby Cruickshank	2	1949 Dapper Dan Open, 1941 Mahoning Open
Jacky Cupit	2	1971 Western Open, 1961 Baton Rouge Open Invitational
Rod Curl	2	1978 American Optical Classic, 1973 Andy Williams-San Diego Open Invitational
Ben Curtis	3	2014 Barracuda Championship, 2008 Verizon Heritage, 2004 84 LUMBER Classic
Archie Dadian	1	1965 Buick Open Invitational
Joe Daley	1	1998 Greater Milwaukee Open
Rick Dalpos	2	1991 Centel Western Open, 1987 Southern Open
John Daly	1	1994 Shell Houston Open
George Dawson	1	1941 North & South Open Championship
John Dawson	1	1949 Masters Tournament
Marco Dawson	3	2003 Shell Houston Open, 2001 Texas Open at LaCantera, 1994 Kemper Open
Peter Dawson	1	1976 The Open Championship
Glen Day	5	2010 RBC Canadian Open, 1996 Nissan Open, 1996 Doral-Ryder Open, 1994 Canon Greater Hartford Open, 1994 Canon Greater Hartford Open
Jason Day	2	2017 BMW Championship, 2008 Turning Stone Resort Championship
Bryson DeChambeau	1	2019 Masters Tournament
Harry Dee	1	1950 North & South Open Championship
Jay Delsing	5	2005 John Deere Classic, 1997 BellSouth Classic, 1997 B.C. Open, 1992 Nissan Los Angeles Open, 1991 Phoenix Open
Jimmy Demaret	1	1946 Jacksonville Open
Clark Dennis	4	1999 Michelob Championship at Kingsmill, 1998 Westin Texas Open, 1998 Greater Greensboro Chrysler Classic, 1994 Las Vegas Invitational
Jim Dent	1	1980 Western Open
Bubba Dickerson	1	2007 Buick Open
Gardner Dickinson	1	1963 Pensacola Open Invitational
Bob Dickson	1	1970 Houston Champions International
Leo Diegel	1	1931 U.S. Open Championship
Terry Diehl	1	1981 Sammy Davis Jr.-Greater Hartford Open
Chris DiMarco	4	2004 Masters Tournament, 2001 THE PLAYERS Championship, 1998 Buick Open, 1995 Bob Hope Chrysler Classic
Steve Doctor	1	1950 North & South Open Championship
Trevor Dodds	1	1991 Hardee's Golf Classic
Art Doering	2	1956 Miller High Life Open, 1950 North & South Open Championship
Luke Donald	1	2016 Wyndham Championship
Mike Donald	5	1991 Buick Southern Open, 1990 USF&G Classic, 1987 Canon Sammy Davis Jr.-Greater Hartford Open, 1986 Manufacturers Hanover Westchester Classic, 1985 Los Angeles Open
Jamie Donaldson	1	2013 Masters Tournament
Ed Dougherty	2	1992 Nissan Los Angeles Open, 1991 Northern Telecom Open
Dale Douglass	2	1970 Kaiser International Open Invitational, 1968 Cleveland Open Invitational
Allen Doyle	1	1996 Canon Greater Hartford Open
James Driscoll	3	2013 Humana Challenge in partnership with the Clinton Foundation, 2008 Viking Classic, 2005 The INTERNATIONAL
Bob Duden	1	1963 Sahara Invitational
Jason Dufner	1	2015 the Memorial Tournament presented by Nationwide
Ken Duke	3	2017 Safeway Open, 2014 Humana Challenge in partnership with the Clinton Foundation, 2010 HP Byron Nelson Championship
Tyler Duncan	1	2018 AT&T Byron Nelson
Scott Dunlap	3	2012 Reno-Tahoe Open, 2012 Children's Miracle Network Hospitals Classic, 1999 Westin Texas Open
Joe Durant	1	2009 RBC Canadian Open
Bob Eastwood	4	1981 PGA Championship, 1978 Doral-Eastern Open, 1978 American Express Westchester Classic, 1974 Southern Open
Zell Eaton	1	1936 U.S. Open Championship
Dennis Edlund	1	1997 The Open Championship
Danny Edwards	1	1978 IVB-Philadelphia Golf Classic
David Edwards	5	1998 Bob Hope Chrysler Classic, 1994 MCI Heritage Golf Classic, 1992 Buick Classic, 1990 Phoenix Open, 1988 PGA Championship
Joel Edwards	3	1996 Nissan Open, 1995 Motorola Western Open, 1991 Greater Milwaukee Open
Dave Eichelberger	4	1987 Anheuser-Busch Golf Classic, 1985 Lite Quad Cities Open, 1974 Tournament Players Championship, 1971 Doral-Eastern Open Invitational
Lee Elder	1	1983 Glen Campbell-Los Angeles Open
Ockie Eliason	1	1964 Greater Seattle Open Invitational
Steve Elkington	1	2009 Wyndham Championship
Gene Elliott	1	1986 Federal Express St. Jude Classic
John Elliott	1	1999 Michelob Championship at Kingsmill
Danny Ellis	1	2001 National Car Rental Golf Classic Disney
Ken Ellsworth	1	1971 Greater New Orleans Open Invitational
Ernie Els	4	2016 Travelers Championship, 2004 The Open Championship, 2002 Verizon Byron Nelson Classic, 1997 PGA Championship
Harris English	1	2018 Corales Puntacana Resort & Club Championship
Randy Erskine	2	1979 First NBC New Orleans Open, 1978 Walt Disney World National Team Championship
Abe Espinosa	1	1936 Miami Biltmore Open
Bob Estes	4	2012 RBC Heritage, 2007 AT&T Classic, 2002 FedEx St. Jude Classic, 1991 Buick Classic
Mike Evans	1	1976 Ed McMahon-Jaycees Quad Cities Open
Jack Ewing	1	1974 Florida Citrus Open
Brad Fabel	4	2000 AT&T Pebble Beach National Pro-Am, 1999 Canon Greater Hartford Open, 1992 Anheuser-Busch Golf Classic, 1986 Tournament Players Championship
Don Fairfield	1	1959 Pensacola Open Invitational
Nick Faldo	1	2001 PGA Championship
Derek Fathauer	1	2009 AT&T Pebble Beach National Pro-Am
Brad Faxon	4	2003 EDS Byron Nelson Championship, 1996 MasterCard Colonial, 1996 Greater Vancouver Open, 1989 Walt Disney World/Oldsmobile Classic
George Fazio	1	1959 Bing Crosby National Pro-Am
Rick Fehr	1	1998 Nissan Open
Keith Fergus	3	1984 Canadian Open, 1981 USF&G New Orleans Open, 1980 Bob Hope Desert Classic
Jim Ferree	4	1960 Yorba Linda Open Invitational, 1959 Phoenix Open Invitational, 1959 Bing Crosby National Pro-Am, 1958 Pensacola Open Invitational
Jim Ferrier	2	1946 San Francisco Open, 1946 San Francisco Open
Forrest Fezler	2	1983 Doral-Eastern Open, 1975 Byron Nelson Golf Classic
Tony Finau	1	2018 Sony Open in Hawaii
Dow Finsterwald	4	1968 Buick Open Invitational, 1964 San Diego Open Invitational, 1961 San Diego Open Invitational, 1956 World Championship of Golf

2020-21 PGA TOUR MEDIA GUIDE | Section 5: All-Time Records

Todd Fischer	1	2000 U.S. Open Championship
Ross Fisher	1	2018 World Golf Championships-Mexico Championship
Pat Fitzsimons	1	1975 U.S. Open Championship
John Flannery	1	1994 Texas Open
Jack Fleck	2	1967 Sahara Invitational, 1967 Atlanta Classic
Tommy Fleetwood	1	2018 Zurich Classic of New Orleans
Bruce Fleisher	1	1973 Canadian Open
Steve Flesch	3	2004 The INTERNATIONAL, 2002 The Honda Classic, 2000 Memorial Tournament
Martin Flores	1	2017 Wyndham Championship
Raymond Floyd	5	1996 Masters Tournament, 1988 PGA Championship, 1984 Greater Greensboro Open, 1983 Panasonic Las Vegas Pro Celebrity Classic, 1974 Andy Williams-San Diego Open Invitational
C. Foley	1	1930 Salt Lake Open
Kevin Foley	1	2014 Wyndham Championship
Ken Folkes	1	1973 Kemper Open
Doug Ford	1	1973 Greater Milwaukee Open
Jack Forrester	1	1936 Miami Biltmore Open
Dan Forsman	1	2003 Las Vegas Invitational
Martin Foster	1	1977 The Open Championship
Rickie Fowler	2	2015 Quicken Loans National, 2009 Frys.com Open
Harrison Frazar	1	2012 Crowne Plaza Invitational at Colonial
Cody Freeman	1	2006 Zurich Classic of New Orleans
Robin Freeman	2	1995 Las Vegas Invitational, 1993 BellSouth Classic
Bob Friend	2	1999 THE PLAYERS Championship, 1999 Southern Farm Bureau Classic
Brad Fritsch	1	2013 Reno-Tahoe Open
Dylan Frittelli	1	2020 Sanderson Farms Championship
David Frost	1	1986 Greater Milwaukee Open
Pierre Fulke	1	1997 The Open Championship
Fred Funk	2	2003 Bell Canadian Open, 1998 B.C. Open
Rod Funseth	1	1969 Colonial National Invitational
Marty Furgol	1	1956 Convair-San Diego Open
Jim Furyk	5	2011 World Golf Championships-Bridgestone Invitational, 2011 Crowne Plaza Invitational at Colonial, 2007 Canadian Open presented by Franklin Templeton Investments, 2006 World Golf Championships-Bridgestone Invitational, 2002 Memorial Tournament
Clay Gaddie	1	1941 Miami Open
Tommy Gainey	1	2019 Barracuda Championship
Jeff Gallagher	1	1996 Greater Milwaukee Open
Jack Galloway	1	1937 General Brock
Robert Gamez	2	2004 PGA Championship, 2003 AT&T Pebble Beach National Pro-Am
Sergio Garcia	2	2017 THE PLAYERS Championship, 2008 BMW Championship
Scott Gardiner	1	2013 Puerto Rico Open presented by seepuertorico.com
Buddy Gardner	2	1994 Walt Disney World/Oldsmobile Classic, 1987 Centel Classic
Tom Garner	1	1987 Bank of Boston Classic
Brice Garnett	1	2018 Shriners Hospitals for Children Open
Bill Garrett	1	1970 Greater Hartford Open Invitational
Robert Garrigus	1	2008 THE PLAYERS Championship
Joseph Garst	1	1952 Kansas City Open
Bobby Gates	1	2013 Crowne Plaza Invitational at Colonial
Brian Gay	3	2020 Mayakoba Golf Classic, 2007 Crowne Plaza Invitational at Colonial, 2004 Shell Houston Open
Brent Gelberger	1	1999 Canon Greater Hartford Open
Ernie George	1	1960 Los Angeles Open
Kelly Gibson	1	1997 Buick Invitational
Leland Gibson	1	1954 Masters Tournament
Brendan Gielow	1	2010 Wyndham Championship
Gibby Gilbert	6	1983 Manufacturers Hanover Westchester Classic, 1982 Walt Disney World Golf Classic, 1982 Michelob-Houston Open, 1981 B.C. Open, 1979 Memorial Tournament, 1978 Kemper Open
Bob Gilder	1	1992 MCI Heritage Golf Classic
Tom Gillis	1	2003 BellSouth Classic
Mike Gilmore	1	1993 Buick Classic
Bill Glasson	3	2005 AT&T Pebble Beach National Pro-Am, 1995 Las Vegas Invitational, 1987 Hawaiian Open
David Glenz	1	1973 Liggett & Myers Open
Lucas Glover	5	2017 Dell Technologies Championship, 2015 Northern Trust Open, 2010 Shell Houston Open, 2006 Mercedes Championships, 2004 Cialis Western Open
Bob Goalby	3	1972 Monsanto Open, 1972 Greater Hartford Open Invitational, 1967 Jacksonville Open
Matt Gogel	2	2003 Nissan Open, 2003 Buick Classic
Willie Goggin	1	1935 Augusta National Invitation
Ernie Gonzalez	1	1994 Hardee's Golf Classic
Retief Goosen	2	2007 Nissan Open, 2000 World Golf Championships-NEC Invitational
J.C. Goosie	2	1969 Florida Citrus Open Invitational, 1959 Houston Classic
Jason Gore	1	2012 True South Classic
David Gossett	1	2004 John Deere Classic
Jeff Gove	1	2000 Buick Challenge
Paul Gow	1	2002 Buick Classic
Paul Goydos	1	2010 Crowne Plaza Invitational at Colonial
Branden Grace	1	2019 Waste Management Phoenix Open
Wayne Grady	2	1995 BellSouth Classic, 1985 Honda Classic
David Graham	5	1995 AT&T Pebble Beach National Pro-Am, 1985 Phoenix Open, 1982 MONY Tournament of Champions, 1977 Atlanta Classic, 1974 World Open Golf Championship
Lou Graham	2	1984 Bing Crosby National Pro-Am, 1972 Kemper Open
Hubert Green	8	1987 Southwest Golf Classic, 1985 Bing Crosby National Pro-Am, 1981 Bing Crosby National Pro-Am, 1978 IVB-Philadelphia Golf Classic, 1977 The Open Championship, 1975 Danny Thomas Memphis Classic, 1973 Westchester Classic, 1971 Tallahassee Open Invitational
Jimmy Green	1	1997 Walt Disney World/Oldsmobile Classic
Ken Green	2	1997 B.C. Open, 1986 Panasonic Las Vegas Invitational
Nathan Green	2	2010 Masters Tournament, 2010 AT&T National
Richard Green	1	2005 World Golf Championships-American Express Championship
Bert Greene	1	1968 Minnesota Golf Classic
Phil Greenwald	1	1935 Wisconsin Open

2020-21 PGA TOUR MEDIA GUIDE | Section 5: All-Time Records

Emiliano Grillo	1	2019 The Open Championship
Mathias Grönberg	1	2004 Chrysler Championship
Scott Gump	3	1998 Greater Vancouver Open, 1995 Motorola Western Open, 1993 BellSouth Classic
Scott Gutschewski	1	2009 Turning Stone Resort Championship
Ted Gwin	1	1959 Phoenix Open Invitational
Jay Haas	2	1993 Las Vegas Invitational, 1983 Houston Coca-Cola Open
Otto Hackbarth	1	1910 Western Open
James Hahn	1	2018 Travelers Championship
Gary Hallberg	3	1995 U.S. Open Championship, 1995 B.C. Open, 1994 THE PLAYERS Championship
Archie Hambrick	1	1932 Western Open
Bob Hamilton	1	1950 Long Beach Open
Donnie Hammond	4	1995 GTE Byron Nelson Golf Classic, 1989 Kemper Open, 1988 Los Angeles Open Presented by Nissan, 1985 PGA Championship
Peter Hanson	1	2014 Quicken Loans National
Chick Harbert	1	1949 Washington Star Open
Nick Hardy	1	2018 Barracuda Championship
Bryan Hargrove	1	1984 Texas Open
Brian Harman	2	2015 The Barclays, 2015 The Barclays
Claude Harmon	1	1947 Masters Tournament
Paul Harney	2	1966 Los Angeles Open, 1957 Mayfair Inn Open
Dennis Harrington	1	1990 Hardee's Golf Classic
Padraig Harrington	1	2004 Masters Tournament
Bob Harris	1	1960 Yorba Linda Open Invitational
Harry Harris	1	1916 Western Open
Labron Harris	1	1967 Carling World Open
E. Harrison	1	1937 General Brock
Dick Hart	3	1970 Western Open, 1964 Greater New Orleans Open Invitational, 1963 PGA Championship
Dudley Hart	3	1999 COMPAQ Classic of New Orleans, 1993 Canadian Open, 1991 GTE Byron Nelson Golf Classic
Jeff Hart	1	1996 Buick Open
Steve Hart	1	1990 GTE Byron Nelson Golf Classic
Morris Hatalsky	2	1994 New England Classic, 1993 Hardee's Golf Classic
J.P. Hayes	1	1999 Shell Houston Open
John Hayes	2	1970 Bing Crosby National Pro-Am, 1955 Philadelphia Daily News Open
Ted Hayes	1	1972 Glen Campbell-Los Angeles Open
Robert Haynes	1	1952 Kansas City Open
Clayton Heafner	1	1940 Oakland Open
Vance Heafner	1	1986 Canon Sammy Davis Jr.-Greater Hartford Open
Jerry Heard	2	1979 Walt Disney World National Team Championship, 1979 Bing Crosby National Pro-Am
David Hearn	2	2017 Barracuda Championship, 2015 FedEx St. Jude Classic
Jay Hebert	3	1968 Houston Champions International, 1959 El Paso Open, 1959 El Paso Open
Lionel Hebert	3	1972 Walt Disney World Open Invitational, 1966 Western Open, 1959 Memphis Open Invitational
Peter Hedblom	1	2006 U.S. Open Championship
Mike Heinen	1	2003 AT&T Pebble Beach National Pro-Am
Nolan Henke	3	1996 Walt Disney World/Oldsmobile Classic, 1992 Centel Western Open, 1990 Northern Telecom Tucson Open
Harold Henning	2	1970 Danny Thomas Memphis Classic, 1966 Hawaiian Open
J.J. Henry	4	2019 Puerto Rico Open, 2012 Puerto Rico Open presented by seepuertorico.com, 2012 HP Byron Nelson Championship, 2007 AT&T Classic
Mark Hensby	1	2004 John Deere Classic
Denny Hepler	1	1988 Centel Classic
Jim Herman	2	2016 OHL Classic at Mayakoba, 2013 AT&T Pebble Beach National Pro-Am
Tim Herron	2	2019 3M Open, 2003 Phoenix Open
Jeff Hewes	1	1976 Walt Disney World National Team Championship
Greg Hickman	1	1992 AT&T Pebble Beach National Pro-Am
Dave Hill	1	1971 Phoenix Open Invitational
Lon Hinkle	1	1992 Buick Classic
Babe Hiskey	1	1967 Memphis Open Invitational
Harvey Hixson	1	1959 Portland Centennial Open Invitational
Glen Hnatiuk	1	2000 National Car Rental Golf Classic Disney
Jack Hobens	1	1907 U.S. Open Championship
Scott Hoch	7	2004 Cialis Western Open, 2002 U.S. Open Championship, 2001 PGA Championship, 1997 Bob Hope Chrysler Classic, 1989 PGA Championship, 1987 Panasonic Las Vegas Invitational, 1986 Phoenix Open
Charley Hoffman	2	2018 Masters Tournament, 2014 Farmers Insurance Open
Ben Hogan	1	1947 Esmeralda Open
Tom Hoge	1	2017 Barracuda Championship
J.B. Holmes	4	2020 Waste Management Phoenix Open, 2019 Genesis Open, 2015 World Golf Championships-Cadillac Championship, 2011 Travelers Championship
Mike Homa	1	1958 Pepsi Championship
John Horne	1	1987 Manufacturers Hanover Westchester Classic
Viktor Hovland	1	2020 AT&T Pebble Beach Pro-Am
Dick Howell	1	1964 St. Petersburg Open Invitational
Mark Hubbard	1	2015 Frys.com Open
John Huh	2	2020 The American Express, 2015 OHL Classic at Mayakoba
Mike Hulbert	3	1996 Las Vegas Invitational, 1993 U.S. Open Championship, 1985 Georgia-Pacific Atlanta Golf Classic
H. Humphreys	1	1959 Memphis Open Invitational
Sean Hunt	1	1967 The Open Championship
John Huston	1	1995 Bob Hope Chrysler Classic
Jock Hutchison	1	1921 The Open Championship
Bill Hyndman	1	1959 Masters Tournament
Frank Lickliter II	1	2001 The Open Championship
Tommy Armour III	4	2009 Verizon Heritage, 1997 Greater Vancouver Open, 1991 Centel Western Open, 1990 Independent Insurance Agent Open
Notah Begay III	3	2009 Puerto Rico Open presented by Banco Popular, 2005 Valero Texas Open, 2000 AT&T Pebble Beach National Pro-Am
P.H. Horgan III	1	1990 GTE Byron Nelson Golf Classic
Charles Howell III	6	2014 John Deere Classic, 2012 Zurich Classic of New Orleans, 2012 The Honda Classic, 2010 Mayakoba Golf Classic at Riviera Maya-Cancun, 2006 Barclays Classic, 2005 PGA Championship

2020-21 PGA TOUR MEDIA GUIDE | Section 5: All-Time Records

Billy Hurley III	3	2018 Zurich Classic of New Orleans, 2015 Frys.com Open, 2015 Barbasol Championship
Davis Love III	6	2016 Masters Tournament, 2012 The Honda Classic, 2010 Verizon Heritage, 2010 Children's Miracle Network Classic, 2002 Disney Golf Classic, 1989 PGA Championship
Joey Snyder III	1	2013 Travelers Championship
Harold Varner III	2	2018 CareerBuilder Challenge, 2017 the Memorial Tournament presented by Nationwide
Sungjae Im	2	2020 A Military Tribute at The Greenbrier, 2019 THE PLAYERS Championship
Trevor Immelman	2	2006 Nissan Open, 2005 Masters Tournament
Joe Inman	2	1980 Hall Of Fame, 1975 Byron Nelson Golf Classic
John Inman	4	1994 BellSouth Classic, 1993 Buick Open, 1992 Kemper Open, 1991 U.S. Open Championship
Tom Inskeep	1	1981 B.C. Open
Hale Irwin	5	2004 PGA Championship, 1994 NEC World Series of Golf, 1990 Buick Classic, 1983 Bay Hill Classic, 1975 PGA Championship
Ryo Ishikawa	2	2015 Quicken Loans National, 2013 Puerto Rico Open presented by seepuertorico.com
David Morland IV	2	2000 Bell Canadian Open, 2000 AT&T Pebble Beach National Pro-Am
Tommy Jacobs	1	1973 Bing Crosby National Pro-Am
Peter Jacobsen	4	2005 U.S. Open Championship, 1999 Bob Hope Chrysler Classic, 1994 Nissan Los Angeles Open, 1986 Los Angeles Open
Freddie Jacobson	1	2008 PGA Championship
Barry Jaeckel	3	1990 Buick Classic, 1985 Greater Greensboro Open, 1977 Bing Crosby National Pro-Am
Thongchai Jaidee	2	2010 U.S. Open Championship, 2004 World Golf Championships-American Express Championship
Jim Jamieson	2	1975 Tallahassee Open, 1972 IVB-Philadelphia Golf Classic
Don January	4	1982 Phoenix Open, 1967 Jacksonville Open, 1963 Palm Springs Golf Classic, 1961 Palm Springs Golf Classic
Lee Janzen	4	2011 Bob Hope Classic, 2009 Verizon Heritage, 1998 Bob Hope Chrysler Classic, 1995 PGA Championship
Tom Jenkins	2	1982 Canadian Open, 1979 Bing Crosby National Pro-Am
Jim Jewell	1	1973 Bob Hope Desert Classic
David Jimenez	1	1967 Greater New Orleans Open Invitational
Miguel Angel Jiménez	1	2002 THE PLAYERS Championship
Brandt Jobe	3	2013 Puerto Rico Open presented by seepuertorico.com, 2011 Shell Houston Open, 2001 Touchstone Energy Tucson Open
Per-Ulrik Johansson	1	2002 Southern Farm Bureau Classic
Dustin Johnson	4	2015 World Golf Championships-Cadillac Championship, 2011 The Open Championship, 2010 Northern Trust Open, 2008 Crowne Plaza Invitational at Colonial
George Johnson	1	1978 Bing Crosby National Pro-Am
Richard Johnson	1	2008 U.S. Bank Championship in Milwaukee
Walter Johnson	1	1936 Shawnee Open
Zach Johnson	1	2014 U.S. Open
R.H. Johnston	1	1906 The Open Championship
Ralph Johnston	1	1971 Monsanto Open Invitational
Brendan Jones	1	2005 Chrysler Classic of Tucson
Grier Jones	1	1978 Tournament Players Championship
Matt Jones	1	2009 U.S. Bank Championship in Milwaukee
Steve Jones	2	2002 Greater Greensboro Chrysler Classic, 1990 Kemper Open
Brendon de Jonge	1	2012 Puerto Rico Open presented by seepuertorico.com
John Joseph	1	1991 AT&T Pebble Beach National Pro-Am
Ray Barr, Jr.	1	1990 Chattanooga Classic
David Berganio, Jr.	2	2001 BellSouth Classic, 1997 FedEx St. Jude Classic
Jack Burke, Jr.	1	1946 Miami Open
Jim Gallagher, Jr.	4	1996 MasterCard Colonial, 1995 Bob Hope Chrysler Classic, 1994 Bob Hope Chrysler Classic, 1986 Tournament Players Championship
Tom Morris, Jr.	1	1868 The Open Championship
Tom Pernice Jr.	1	2004 the Memorial Tournament
Ted Potter, Jr.	1	2018 The RSM Classic
Brian Kamm	1	1998 Kemper Open
Sung Kang	2	2020 Charles Schwab Challenge, 2011 AT&T Pebble Beach National Pro-Am
Monty Kaser	1	1974 Kemper Open
Jonathan Kaye	4	2009 U.S. Bank Championship in Milwaukee, 2004 Chrysler Championship, 1999 Westin Texas Open, 1999 Las Vegas Invitational
Jerry Kelly	4	2010 Verizon Heritage, 2007 Verizon Heritage, 2002 THE TOUR Championship presented by Coca-Cola, 1999 Nissan Open
Skip Kendall	1	2002 Greater Milwaukee Open
John Kennedy	1	1972 Phoenix Open
Anthony Kim	1	2012 Arnold Palmer Invitational presented by MasterCard
K.T. Kim	1	2016 World Golf Championships-HSBC Champions
Si Woo Kim	3	2020 Wyndham Championship, 2019 Valero Texas Open, 2016 Travelers Championship
Whee Kim	1	2018 CIMB Classic
Karl Kimball	1	1991 Buick Southern Open
Eddie Kirby	1	1994 Freeport-McMoRan Classic
Chris Kirk	2	2013 Humana Challenge in partnership with the Clinton Foundation, 2012 The Barclays
Kevin Kisner	1	2019 Zurich Classic of New Orleans
Tom Kite	2	1990 H. E. B. Texas Open, 1981 Sea Pines Heritage
Patton Kizzire	2	2020 The RSM Classic, 2019 Sentry Tournament of Champions
Colt Knost	1	2015 Wells Fargo Championship
Jim Knous	1	2019 Farmers Insurance Open
Kenny Knox	1	1985 Pensacola Open
George Knudson	5	1973 Danny Thomas Memphis Classic, 1970 Bob Hope Desert Classic, 1968 Canadian Open, 1967 Western Open, 1965 PGA Championship
Gary Koch	3	1988 Shearson Lehman Hutton Andy Williams Open, 1984 Panasonic Las Vegas Invitational, 1983 Doral-Eastern Open
Jason Kokrak	3	2020 Workday Charity Open, 2019 Valpar Championship, 2013 RBC Canadian Open
Greg Kraft	4	2006 Southern Farm Bureau Classic, 2000 Westin Texas Open at LaCantera, 1998 United Airlines Hawaiian Open, 1992 Canadian Open
Kelly Kraft	2	2019 Sony Open in Hawaii, 2018 Shriners Hospitals for Children Open
Billy Kratzert	2	1987 Provident Classic, 1981 Tournament Players Championship
Joel Kribel	1	2003 FedEx St. Jude Classic
Matt Kuchar	5	2020 Mayakoba Golf Classic, 2017 World Golf Championships-HSBC Champions, 2017 Masters Tournament, 2007 Zurich Classic of New Orleans, 2005 John Deere Classic
Hank Kuehne	1	2003 BellSouth Classic
Joe Kunes	2	1978 Colgate Hall of Fame Classic, 1978 American Optical Classic
William Kuntz	1	1956 U.S. Open Championship
Ky Laffoon	2	1934 Agua Caliente Open, 1932 True Temper Open
Anirban Lahiri	2	2020 AT&T Pebble Beach Pro-Am, 2012 The Open Championship

2020-21 PGA TOUR MEDIA GUIDE | Section 5: All-Time Records

Martin Laird	2	2020 The American Express, 2020 Houston Open
Derek Lamely	2	2011 Wyndham Championship, 2010 AT&T Pebble Beach National Pro-Am
Steve Lamontagne	1	1994 Shell Houston Open
Neal Lancaster	2	2002 Kemper Insurance Open, 2000 Michelob Championship at Kingsmill
Ralph Landrum	1	1984 USF&G Classic
Bernhard Langer	1	2007 Bob Hope Chrysler Classic
Franklin Langham	1	2000 Advii Western Open
Brad Lardon	1	2002 John Deere Classic
Stephen Leaney	2	2008 Buick Open, 2005 Shell Houston Open
D.H. Lee	1	2015 Zurich Classic of New Orleans
Danny Lee	3	2019 CIMB Classic, 2015 AT&T Byron Nelson, 2012 Humana Challenge in partnership with the Clinton Foundation
Richard Lee	1	2013 Humana Challenge in partnership with the Clinton Foundation
Tom Lehman	4	2010 PGA Championship, 2005 World Golf Championships-American Express Championship, 1996 Bell Canadian Open, 1993 Canadian Open
Marc Leishman	1	2017 OHL Classic at Mayakoba
Justin Leonard	5	2010 Transitions Championship, 2006 THE PLAYERS Championship, 2000 Memorial Tournament, 1998 Kemper Open, 1996 Buick Open
Stan Leonard	1	1962 Western Open
Gavan Levenson	1	1982 Sammy Davis Jr.-Greater Hartford Open
Thomas Levett	1	2009 The Open Championship
Wayne Levi	5	1998 Phoenix Open, 1994 Bell Canadian Open, 1986 Bob Hope Chrysler Classic, 1984 Manufacturers Hanover Westchester Classic, 1981 Hall Of Fame
Spencer Levin	1	2004 U. S. Open Championship
J.L. Lewis	2	2002 Valero Texas Open, 1998 Bob Hope Chrysler Classic
Jeff Lewis	1	1987 Los Angeles Open Presented by Nissan
Haotong Li	1	2018 Genesis Open
Bruce Lietzke	2	1992 Phoenix Open, 1980 Colonial National Invitation
Pat Lindsey	2	1983 Western Open, 1979 Danny Thomas Memphis Classic
Luke List	1	2013 The Greenbrier Classic
John Lister	1	1979 Tallahassee Open
Gene Littler	4	1978 IVB-Philadelphia Golf Classic, 1975 Westchester Classic, 1968 Hawaiian Open, 1955 Insurance City Open
John Lively	1	1968 500 Festival Open Invitation
Bob Lohr	2	1995 Shell Houston Open, 1987 PGA Championship
Carl Lohren	1	1975 Westchester Classic
Peter Lonard	2	2009 RBC Canadian Open, 2005 Buick Invitational
Michael Long	1	2005 Reno-Tahoe Open
Lyn Lott	2	1983 Walt Disney World Golf Classic, 1979 Bob Hope Desert Classic
Dick Lotz	4	1976 Canadian Open, 1974 Greater Greensboro Open, 1973 Danny Thomas Memphis Classic, 1964 Fresno Open Invitational
John Lotz	1	1969 Avco Classic
Steve Lowery	5	2003 Bob Hope Chrysler Classic, 2000 Bay Hill Invitational, 1996 PGA Championship, 1996 Greater Milwaukee Open, 1994 THE TOUR Championship
Shane Lowry	1	2016 Masters Tournament
Joost Luiten	1	2017 PGA Championship
David Lundstrom	1	1985 Canon Sammy Davis Jr.-Greater Hartford Open
Mark Lye	3	1993 Northern Telecom Open, 1990 Nestle Invitational, 1981 Hall Of Fame
Jarrold Lyle	1	2011 Waste Management Phoenix Open
Sandy Lyle	1	1993 U.S. Open Championship
Toby Lyons	1	1950 St. Petersburg Open
Will MacKenzie	3	2015 The McGladrey Classic, 2010 St. Jude Classic presented by Smith & Nephew, 2008 FBR Open
Andrew Magee	3	2005 Bay Hill Invitational Presented by MasterCard, 2001 Phoenix Open, 1990 Phoenix Open
Jeff Maggert	3	2002 Compaq Classic of New Orleans, 1996 Nortel Open, 1995 Colonial National Invitation
John Maginnes	1	2003 Valero Texas Open
Jack Maguire	1	2016 Waste Management Phoenix Open
John Mahaffey	5	1989 Shearson Lehman Hutton Open, 1985 St. Jude Memphis Classic, 1985 Bing Crosby National Pro-Am, 1978 Tournament Players Championship, 1978 Hawaiian Open
Hunter Mahan	2	2013 BMW Championship, 2006 Zurich Classic of New Orleans
John Mallinger	2	2014 Barracuda Championship, 2009 The 50th Bob Hope Classic hosted by Arnold Palmer
Peter Malnati	3	2018 Zurich Classic of New Orleans, 2017 RBC Heritage, 2016 Wyndham Championship
Roger Maltbie	4	1992 Canon Greater Hartford Open, 1986 Panasonic Las Vegas Invitational, 1981 USF&G New Orleans Open, 1979 Pensacola Open
Lloyd Mangrum	2	1959 Bing Crosby National Pro-Am, 1953 Palm Beach Round Robin
Ray Mangrum	1	1936 Catalina Open
Steve Marino	1	2019 Desert Classic
Dave Marr	2	1966 Los Angeles Open, 1964 Oklahoma City Open Invitational
Fred Marti	2	1973 San Antonio Texas Open, 1964 Whitemarsh Open Invitational
Ben Martin	1	2015 World Golf Championships-Cadillac Match Play
Doug Martin	4	1997 GTE Byron Nelson Golf Classic, 1997 Buick Challenge, 1993 Deposit Guaranty Golf Classic, 1992 Nissan Los Angeles Open
Bill Martindale	1	1965 Greater Greensboro Open
Milon Marusic	1	1952 Bing Crosby Pro-Am
Shigeki Maruyama	5	2005 Sony Open in Hawaii, 2005 John Deere Classic, 2003 Bank of America Colonial, 2002 U. S. Open Championship, 2001 Sony Open in Hawaii
Jim Mason	1	1978 IVB-Philadelphia Golf Classic
Dick Mast	1	1998 Buick Invitational
David Mathis	1	2012 Travelers Championship
Troy Matteson	3	2013 John Deere Classic, 2010 John Deere Classic, 2009 AT&T Pebble Beach National Pro-Am
Len Mattiace	2	1998 Canon Greater Hartford Open, 1993 Greater Milwaukee Open
Terry Mauney	1	1981 USF&G New Orleans Open
Billy Maxwell	1	1968 Pensacola Open Invitational
Dick Mayer	2	1967 Western Open, 1962 Palm Springs Golf Classic
Billy Mayfair	5	2012 RBC Heritage, 2010 St. Jude Classic presented by Smith & Nephew, 2007 Wyndham Championship, 1992 BellSouth Classic, 1989 AT&T Pebble Beach National Pro-Am
Blaine McCallister	5	2004 Buick Championship, 1996 MCI Classic, 1996 Buick Classic, 1989 Nabisco Championship, 1987 Seiko Tucson Open
Scott McCarron	1	2015 Humana Challenge in partnership with the Clinton Foundation
John McComish	1	1987 Manufacturers Hanover Westchester Classic
Gary McCord	1	1984 Texas Open
Mark McCumber	2	1991 Greater Milwaukee Open, 1984 U.S. Open Championship
Bert McDougall	1	1930 Metropolitan Open
Jerry McGee	3	1972 U.S. Open Championship, 1972 Greater New Orleans Open, 1969 Phoenix Open Invitational

2020-21 PGA TOUR MEDIA GUIDE | Section 5: All-Time Records

Paul McGinley	1	1996 The Open Championship
Tom McGinnis	1	1979 Tallahassee Open
William McGirt	1	2016 Wells Fargo Championship
Jim McGovern	2	1995 Buick Classic, 1992 Walt Disney World/Oldsmobile Classic
Pat McGowan	2	1988 Texas Open, 1984 Isuzu-Andy Williams San Diego Open
George McInerney	1	1945 Los Angeles Open
Parker McLachlin	1	2007 Buick Invitational
Jay McLuen	1	2017 Barracuda Championship
George McNeill	3	2015 The Greenbrier Classic, 2014 The Greenbrier Classic, 2011 Mayakoba Golf Classic at Riviera Maya-Cancun
Harold McSpaden	1	1941 Western Open
Rocco Mediate	6	2010 John Deere Classic, 2010 Frys.com Open, 2000 Invensys Classic at Las Vegas, 1998 Westin Texas Open, 1991 AT&T Pebble Beach National Pro-Am, 1987 Federal Express St. Jude Classic
Eric Meierdierks	1	2013 FedEx St. Jude Classic
Steve Melnyk	2	1977 Atlanta Classic, 1972 Phoenix Open
Tod Menefee	1	1952 Texas Open
Bob Menne	1	1975 B.C. Open
John Merrick	3	2019 Barbasol Championship, 2017 Barbasol Championship, 2013 AT&T National
Dennis Meyer	1	1973 Bob Hope Desert Classic
Shaun Michael	3	2011 Sony Open in Hawaii, 2007 Turning Stone Resort Championship, 2002 B.C. Open
Phil Mickelson	5	2005 84 LUMBER Classic, 2001 U.S. Open Championship, 1995 THE PLAYERS Championship, 1995 Shell Houston Open, 1994 Kemper Open
Cary Middlecoff	4	1953 Western Open, 1952 Kansas City Open, 1950 Rio Grande Valley Open, 1949 Washington Star Open
Lee Mikles	1	1978 Greater Greensboro Open
Ron Milanovich	1	1980 Manufacturers Hanover Westchester Classic
Allen Miller	3	1984 Los Angeles Open, 1982 Phoenix Open, 1978 Danny Thomas Memphis Classic
Andy Miller	1	2002 U.S. Open Championship
Johnny Miller	5	1982 U.S. Open Championship, 1976 Kaiser International Open Invitational, 1974 Sea Pines Heritage Classic, 1974 Kaiser International Open Invitational, 1973 American Golf Classic
Frank Minch	1	1935 San Francisco Match Play
Abe Mitchell	1	1920 The Open Championship
Bobby Mitchell	3	1975 Greater Jacksonville Open, 1972 U.S. Open Championship, 1972 Danny Thomas Memphis Classic
Keith Mitchell	2	2019 Sony Open in Hawaii, 2018 OHL Classic at Mayakoba
Katsumasa Miyamoto	1	1999 Southern Farm Bureau Classic
Yusaku Miyazato	2	2006 Reno-Tahoe Open, 2006 Reno-Tahoe Open
Larry Mize	4	2002 Greater Milwaukee Open, 2002 Buick Classic, 1984 Colonial National Invitation, 1984 Colonial National Invitation
Brian Mogg	1	1989 Chattanooga Classic
Francesco Molinari	2	2019 Arnold Palmer Invitational presented by Mastercard, 2015 Waste Management Phoenix Open
Lloyd Monroe	1	1972 Monsanto Open
Colin Montgomerie	2	2002 Bell South Classic, 2000 World Golf Championships-American Express Championship
Jack Montgomery	1	1969 Sahara Invitational
Eric Monti	1	1964 Bing Crosby National Pro-Am
Orville Moody	3	1979 Colonial National Invitation, 1978 Walt Disney World National Team Championship, 1968 Rebel Yell Open
Ryan Moore	5	2019 THE PLAYERS Championship, 2016 Northern Trust Open, 2012 Arnold Palmer Invitational presented by MasterCard, 2010 Masters Tournament, 2007 PODS Championship
Gil Morgan	8	1996 AT&T Pebble Beach National Pro-Am, 1995 MCI Classic, 1992 Federal Express St. Jude Classic, 1989 Texas Open, 1989 AT&T Pebble Beach National Pro-Am, 1983 Glen Campbell-Los Angeles Open, 1978 PGA Championship, 1933 Western Open
Mike Morley	1	1976 Kaiser International Open Invitational
Jodie Mudd	3	1991 Infiniti Tournament of Champions, 1990 Shearson Lehman Hutton Open, 1987 USF&G Classic
Bill Murchison	1	1980 San Antonio Texas Open
Bob Murphy	3	1974 Jackie Gleason-Inverrary Classic, 1969 Greater New Orleans Open Invitational, 1968 Cleveland Open Invitational
Sean Murphy	2	1999 National Car Rental Golf Classic/Disney, 1994 Las Vegas Invitational
Grayson Murray	4	2020 The Honda Classic, 2020 Safeway Open, 2017 Travelers Championship, 2017 Dell Technologies Championship
Kevin Na	1	2017 CIMB Classic
Kel Nagle	1	1961 Colonial National Invitation
Bill Nary	1	1949 Dapper Dan Open
Jim Nelford	2	1987 Southwest Golf Classic, 1984 Byron Nelson Golf Classic
Byron Nelson	1	1942 Tam O'Shanter Open
D. Nelson	1	1929 Western Open
John Nelson	1	1997 Doral-Ryder Open
Larry Nelson	4	1996 Canon Greater Hartford Open, 1993 Northern Telecom Open, 1985 St. Jude Memphis Classic, 1975 World Open Golf Championship
Matthew NeSmith	1	2020 The Honda Classic
Dwight Nevil	1	1972 Jackie Gleason's Inverrary Classic
Dave Newquist	1	1977 Doral-Eastern Open
Bobby Nichols	5	1985 Georgia-Pacific Atlanta Golf Classic, 1983 PGA Championship, 1972 Kaiser International Open Invitational, 1968 Greater Hartford Open Invitational, 1966 500 Festival Open Invitation
Jack Nicklaus	3	1979 Bob Hope Desert Classic, 1971 Greater Jacksonville Open, 1963 Memphis Open Invitational
Mike Nicolette	1	1988 Greater Milwaukee Open
Joaquin Niemann	1	2019 Shriners Hospitals for Children Open
Tom Nieporte	1	1977 PGA Championship
Frank Nobilo	1	2000 Bell Canadian Open
Greg Norman	2	1994 THE TOUR Championship, 1990 MCI Heritage Golf Classic
Andy North	2	1995 KMart Greater Greensboro Open, 1976 NBC Tucson Open
Augusto Núñez	1	2018 Corales Puntacana Resort & Club Championship
Chris O'Connor	1	1999 John Deere Classic
Mac O'Grady	1	1986 Los Angeles Open
Sean O'Hair	1	2010 BMW Championship
Nick O'Hern	3	2012 Farmers Insurance Open, 2012 AT&T Pebble Beach National Pro-Am, 2011 AT&T Pebble Beach National Pro-Am
Mark O'Meara	3	1989 PGA Championship, 1988 Walt Disney World/Oldsmobile Classic, 1987 Southwest Golf Classic
Regan O'Rourke	1	1985 B.C. Open
Joe Ogilvie	3	2012 Northern Trust Open, 2001 FedEx St. Jude Classic, 2001 Compaq Classic of New Orleans
Geoff Ogilvy	1	2015 Sony Open in Hawaii
David Ogryn	1	1983 Canadian Open
James Oh	1	2009 AT&T Pebble Beach National Pro-Am
José María Olazábal	1	2004 THE PLAYERS Championship
Ed Oliver	1	1957 Havana Invitational

2020-21 PGA TOUR MEDIA GUIDE | Section 5: All-Time Records

Leif Olson	1	2009 RBC Canadian Open
Daniel Olsson	1	1997 The Open Championship
Peter Oosterhuis	3	1982 PGA Championship, 1976 PGA Championship, 1976 Colonial National Invitation
Louis Oosthuizen	3	2020 World Golf Championships-HSBC Champions, 2016 The Open Championship, 2016 Masters Tournament
Carlos Ortiz	2	2020 The American Express, 2016 Wells Fargo Championship
Gary Ostrega	1	1978 First NBC New Orleans Open
Jay Overton	1	1992 Walt Disney World/Oldsmobile Classic
Jeff Overton	1	2012 Wyndham Championship
Greg Owen	1	2010 Bob Hope Classic
Joe Ozaki	4	2000 THE PLAYERS Championship, 1998 Bob Hope Chrysler Classic, 1997 Bob Hope Chrysler Classic, 1996 Memorial Tournament
Chris Paisley	1	2018 Zurich Classic of New Orleans
Arnold Palmer	3	1980 Bob Hope Desert Classic, 1965 Pensacola Open Invitational, 1959 Tournament of Champions
Johnny Palmer	1	1955 Phoenix Open
Ryan Palmer	3	2016 AT&T Pebble Beach Pro-Am, 2007 Bob Hope Chrysler Classic, 2004 Booz Allen Classic
Pat Palmieri	1	1951 Canadian Open
Rod Pampling	2	2016 the Memorial Tournament presented by Nationwide, 2007 Crowne Plaza Invitational at Colonial
C.T. Pan	1	2020 Wyndham Championship
Brenden Pappas	1	2010 Children's Miracle Network Classic
Jesper Parnevik	2	2006 THE PLAYERS Championship, 2002 BellSouth Classic
Jerry Pate	2	1989 U.S. Open Championship, 1982 Bing Crosby National Pro-Am
Steve Pate	5	1997 Greater Vancouver Open, 1997 Buick Challenge, 1994 Bob Hope Chrysler Classic, 1989 Texas Open, 1989 Bob Hope Chrysler Classic
Billy Patton	1	1954 Masters Tournament
Corey Pavin	7	2008 AT&T National, 2006 Bob Hope Chrysler Classic, 2002 MasterCard Colonial, 1994 Buick Classic, 1992 Masters Tournament, 1988 Texas Open, 1985 Panasonic Las Vegas Invitational
Bo Van Pelt	3	2020 3M Open, 2012 Masters Tournament, 2007 Travelers Championship
Christian Pena	1	1994 Northern Telecom Open
David Peoples	3	2004 84 LUMBER Classic, 2003 FedEx St. Jude Classic, 1990 Canon Greater Hartford Open
Pat Perez	2	2008 Arnold Palmer Invitational presented by MasterCard, 2002 Reno-Tahoe Open
Craig Perks	1	2007 Travelers Championship
Chris Perry	3	1998 U.S. Open Championship, 1993 B.C. Open, 1989 Southwestern Bell Colonial
Kenny Perry	5	1994 NEC World Series of Golf, 1994 GTE Byron Nelson Golf Classic, 1991 Nestle Invitational, 1991 Memorial Tournament, 1987 Hardee's Golf Classic
Peter Persons	1	1990 Shearson Lehman Hutton Open
John Peterson	1	2012 U.S. Open
Tim Petrovic	2	2010 Children's Miracle Network Classic, 2003 EDS Byron Nelson Championship
Carl Pettersson	2	2013 Shell Houston Open, 2004 Nissan Open
Mark Pfeil	1	1982 Greater Greensboro Open
Henry Picard	1	1939 Miami-Biltmore Four-Ball
Scott Piercy	1	2020 Waste Management Phoenix Open
Billy Pierot	1	1989 Phoenix Open
Thomas Pieters	1	2019 World Golf Championships-HSBC Champions
Lionel Platts	1	1971 The Open Championship
Gary Player	1	1979 Greater Greensboro Open
Dan Pohl	3	1995 Canon Greater Hartford Open, 1983 Hawaiian Open, 1979 Western Open
D.A. Points	1	2019 Arnold Palmer Invitational presented by Mastercard
Don Pooley	3	1997 Buick Challenge, 1988 Texas Open, 1987 Hertz BayHill Classic
Lee Porter	1	2001 Texas Open at LaCantera
J.T. Poston	1	2018 THE NORTHERN TRUST
Johnny Pott	1	1957 Kentucky Derby Open Invitational
Ian Poulter	1	2008 Masters Tournament
Seamus Power	1	2019 THE PLAYERS Championship
Nick Price	3	1997 NEC World Series of Golf, 1989 U.S. Open Championship, 1988 AT&T Pebble Beach National Pro-Am
Tommy Price	1	1990 KMart Greater Greensboro Open
Dicky Pride	2	2008 Viking Classic, 1994 Buick Southern Open
Dillard Pruitt	2	1996 B.C. Open, 1990 Federal Express St. Jude Classic
Ted Purdy	2	2010 Zurich Classic of New Orleans, 2009 Frys.com Open
Tom Purtzer	4	2001 Texas Open at LaCantera, 1986 Sea Pines Heritage, 1978 Canadian Open, 1976 IVB-Bicentennial Golf Classic
Michael Putnam	1	2007 Wyndham Championship
Smiley Quick	1	1960 San Diego Open Invitational
Brett Quigley	1	2002 BellSouth Classic
Fran Quinn	1	1992 Canon Greater Hartford Open
Jeff Quinney	2	2008 Northern Trust Open, 2007 Bob Hope Chrysler Classic
Sammy Rachels	1	1985 Southern Open
Dave Ragan	1	1970 Azalea Open Invitational
Jon Rahm	2	2020 World Golf Championships-Mexico Championship, 2017 Safeway Open
Sam Randolph	2	1998 AT&T Pebble Beach National Pro-Am, 1988 Panasonic Las Vegas Invitational
Henry Ransom	2	1946 North & South Open Championship, 1942 Rochester Open
Charles Raulerson	1	1999 BellSouth Classic
Harold Rayborn	1	1968 Jacksonville Open Invitational
Mike Reasor	1	1972 IVB-Philadelphia Golf Classic
Chez Reavie	5	2020 World Golf Championships-Mexico Championship, 2019 TOUR Championship, 2017 Sony Open in Hawaii, 2012 Farmers Insurance Open, 2012 AT&T National
Patrick Reed	1	2015 Shell Houston Open
Victor Regalado	1	1979 IVB-Philadelphia Golf Classic
Mike Reid	3	1985 Manufacturers Hanover Westchester Classic, 1985 Los Angeles Open, 1980 Michelob-Houston Open
Steve Reid	1	1966 Bob Hope Desert Classic
Tag Ridings	3	2013 Farmers Insurance Open, 2009 Travelers Championship, 2005 Ford Championship at Doral
Skee Riegel	1	1952 Sioux City Open
Larry Rinker	6	1999 National Car Rental Golf Classic/Disney, 1995 Anheuser-Busch Golf Classic, 1992 Buick Invitational of California, 1991 Buick Classic, 1987 Phoenix Open, 1983 Panasonic Las Vegas Pro Celebrity Classic
Lee Rinker	1	1984 Sammy Davis Jr.-Greater Hartford Open
Loren Roberts	5	1993 Walt Disney World/Oldsmobile Classic, 1993 Southwestern Bell Colonial, 1990 Memorial Tournament, 1989 Beatrice Western Open, 1984 Isuzu-Andy Williams San Diego Open
Phil Rodgers	4	1982 Wickes-Andy Williams San Diego Open, 1964 Dallas Open Invitational, 1963 Seattle Open Invitational, 1961 Bakersfield Open

2020-21 PGA TOUR MEDIA GUIDE | Section 5: All-Time Records

AnthonyRodriguez	1	1997 Buick Classic
Chi Chi Rodriguez	1	1972 Jackie Gleason's Inverrary Classic
Henry Rogan	1	1940 North & South Open Championship
John Rollins	2	2012 Humana Challenge in partnership with the Clinton Foundation, 2004 John Deere Classic
Andres Romero	3	2015 Travelers Championship, 2015 Shriners Hospitals for Children Open, 2010 Deutsche Bank Championship
Bob Rosburg	1	1970 Houston Champions International
Clarence Rose	3	1996 CVS Charity Classic, 1991 KMart Greater Greensboro Open, 1986 Memorial Tournament
Justin Rose	2	2007 The Barclays, 2004 Chrysler Classic of Greensboro
John Ross	1	1993 Deposit Guaranty Golf Classic
Hugh Royer	1	1968 PGA Team Championship
Mason Rudolph	4	1980 Greater New Orleans Open, 1973 Monsanto Open, 1964 Greater Seattle Open Invitational, 1962 Pensacola Open Invitational
Jack Rule	2	1964 Mountain View Open Invitation, 1964 Mountain View Open Invitation
Dave Rummells	1	1993 Doral-Ryder Open
David Russell	1	1973 The Open Championship
Charlie Rymer	1	1996 Bell Canadian Open
Rory Sabbatini	2	2019 U.S. Open, 2012 Travelers Championship
Bill Sander	2	1990 Phoenix Open, 1979 Bay Hill Citrus Classic
Jeff Sanders	1	1982 Hall Of Fame
Harold Sanderson	1	1930 Miami Open
Cesar Sanudo	1	1978 Colgate Hall of Fame Classic
Gene Sarazen	1	1973 The Open Championship
Gene Sauers	1	1988 PGA Championship
Sam Saunders	1	2012 Humana Challenge in partnership with the Clinton Foundation
Chuck Scally	1	1951 Houston Open
Xander Schauffele	1	2019 TOUR Championship
Scottie Scheffler	1	2014 HP Byron Nelson Championship
John Schlee	3	1976 Bing Crosby National Pro-Am, 1968 Bob Hope Desert Classic, 1967 San Diego Open Invitational
Jason Schmuhl	1	2018 Safeway Open
George Schneider	1	1942 Western Open
Ollie Schniederjans	2	2019 Rocket Mortgage Classic, 2015 Barracuda Championship
John Schroeder	1	1978 IVB-Philadelphia Golf Classic
Ted Schulz	2	1994 Texas Open, 1994 Buick Classic
Emil Scodeller	1	1965 Hawaiian Open
Adam Scott	2	2012 Masters Tournament, 2010 AT&T Pebble Beach National Pro-Am
Chase Seiffert	1	2020 Mayakoba Golf Classic
John Senden	4	2010 the Memorial Tournament presented by Nationwide Insurance, 2009 The 50th Bob Hope Classic hosted by Arnold Palmer, 2006 The Open Championship, 2003 AT&T Pebble Beach National Pro-Am
Garvin Shand	1	1932 Western Open
Tom Shaw	2	1980 Western Open, 1973 Monsanto Open
Patrick Sheehan	1	2006 Buick Championship
Charles Sifford	1	1966 San Diego Open Invitational
Curtis Sifford	2	1974 Florida Citrus Open, 1971 Bahamas National Open Championship
Dan Sikes	2	1969 Tournament of Champions, 1969 National Airlines Open Invitational
Jim Simons	2	1977 Tallahassee Open, 1974 Florida Citrus Open
Scott Simpson	3	1997 Las Vegas Invitational, 1983 U.S. Open Championship, 1980 Doral-Eastern Open
Tim Simpson	1	1979 Memorial Tournament
Webb Simpson	3	2020 Waste Management Phoenix Open, 2010 Justin Timberlake Shriners Hospitals for Children Open, 2009 Arnold Palmer Invitational presented by MasterCard
Joey Sindelar	4	1999 THE PLAYERS Championship, 1996 Motorola Western Open, 1985 B.C. Open, 1984 Panasonic Las Vegas Invitational
Vijay Singh	3	2005 EDS Byron Nelson Championship, 1996 PGA Championship, 1994 AT&T Pebble Beach National Pro-Am
Sonny Skinner	1	1998 Freeport-McDermott Classic
Roger Sloan	1	2015 Sanderson Farms Championship
Heath Slocum	1	2007 FBR Open
Jeff Sluman	4	1996 MCI Classic, 1995 Buick Challenge, 1994 BellSouth Classic, 1992 Masters Tournament
Mike Small	1	2004 Cialis Western Open
Bob Smith	2	1974 Hawaiian Open, 1973 Bing Crosby National Pro-Am
Harry Smith	1	1928 New Jersey Open
Horton Smith	2	1936 Portland Open, 1928 Oklahoma City Open
Ivan Smith	1	1983 Bank of Boston Classic
Mike Smith	2	1992 Buick Classic, 1985 USF&G Classic
Nate Smith	1	2011 Travelers Championship
Taylor Smith	1	1996 Freeport-McDermott Classic
J.C. Snead	2	1989 Kemper Open, 1977 Pleasant Valley Classic
Sam Snead	1	1946 Winnipeg Open
Brandt Snedeker	1	2011 Deutsche Bank Championship
Ed Sneed	1	1976 Pensacola Open
C. Ross Somerville	1	1934 Augusta National Invitation
J.J. Spaun	1	2017 Barracuda Championship
Jordan Spieth	2	2015 BMW Championship, 2013 Puerto Rico Open presented by seepuertorico.com
Mike Sposa	3	2003 Las Vegas Invitational, 2002 Phoenix Open, 2001 B.C. Open
Steve Spray	1	1970 Danny Thomas Memphis Classic
Joe Lopez, Sr.	1	1965 PGA National Four-Ball Championship
Craig Stadler	3	2002 THE PLAYERS Championship, 2000 Nissan Open, 1995 Nissan Open
Kevin Stadler	3	2007 AT&T National, 2005 Michelin Championship at Las Vegas, 2005 Deutsche Bank Championship
Scott Stallings	3	2017 The Honda Classic, 2016 Valero Texas Open, 2011 Transitions Championship
Mike Standly	1	2003 84 Lumber Classic of Pennsylvania
Paul Stankowski	1	1999 Touchstone Energy Tucson Open
Nate Starks	1	1975 Tallahassee Open
Brendan Steele	1	2011 Waste Management Phoenix Open
Shawn Stefani	5	2019 3M Open, 2018 Corales Puntacana Resort & Club Championship, 2016 Wyndham Championship, 2015 Humana Challenge in partnership with the Clinton Foundation, 2013 U.S. Open
Scott Stegner	1	1984 Byron Nelson Golf Classic

2020-21 PGA TOUR MEDIA GUIDE | Section 5: All-Time Records

Henrik Stenson	1	2006 THE PLAYERS Championship
Richard Sterne	1	2006 The Open Championship
Johnny Stevens	1	1975 Walt Disney World National Team Championship
Payne Stewart	1	1985 Los Angeles Open
Ray Stewart	1	1995 Bob Hope Chrysler Classic
Darron Stiles	2	2013 John Deere Classic, 2005 Zurich Classic of New Orleans
Ken Still	1	1966 Phoenix Open Invitational
Curtis Strange	3	1988 Masters Tournament, 1985 Phoenix Open, 1982 World Series of Golf
Ron Streck	4	1992 Hardee's Golf Classic, 1986 Houston Open, 1985 Buick Open, 1979 PGA Championship
Kevin Streelman	1	2008 EDS Byron Nelson Championship
Steve Stricker	3	2012 BMW Championship, 2011 the Memorial Tournament presented by Nationwide Insurance, 1997 Phoenix Open
Chris Stroud	2	2019 Shriners Hospitals for Children Open, 2013 THE PLAYERS Championship
Brian Stuard	1	2017 DEAN & DELUCA Invitational
Chip Sullivan	1	1997 Deposit Guaranty Golf Classic
Mike Sullivan	4	1990 H.E.B. Texas Open, 1990 Buick Classic, 1987 Shearson Lehman Brothers Andy Williams Open, 1981 Memorial Tournament
Daniel Summerhays	2	2018 CareerBuilder Challenge, 2011 The Heritage
David Sutherland	1	1991 Centel Western Open
Kevin Sutherland	3	2009 RBC Canadian Open, 2001 Bob Hope Chrysler Classic, 2000 COMPAQ Classic of New Orleans
Hal Sutton	10	2003 Bank of America Colonial, 2001 Memorial Tournament, 2000 World Golf Championships-NEC Invitational, 1998 Greater Greensboro Chrysler Classic, 1996 Deposit Guaranty Golf Classic, 1992 Northern Telecom Open, 1990 Anheuser-Busch Golf Classic, 1988 Phoenix Open, 1985 Hertz Bay Hill Classic, 1985 Bing Crosby National Pro-Am
Lance Suzuki	1	1980 Hawaiian Open
Andrew Svoboda	1	2015 RBC Heritage
Hudson Swafford	2	2017 World Golf Championships-Bridgestone Invitational, 2015 FedEx St. Jude Classic
Hidemichi Tanaka	2	2005 Valero Texas Open, 2002 Sony Open in Hawaii
Hideto Tanihara	1	2017 World Golf Championships-Dell Technologies Match Play
Alan Tapie	1	1978 American Express Westchester Classic
Ernie Tardiff	1	1946 Miami Open
Phil Tataurangi	1	1994 Texas Open
Harry Taylor	1	1988 GTE Byron Nelson Golf Classic
J.H. Taylor	1	1925 The Open Championship
Nick Taylor	2	2019 Valero Texas Open, 2016 CareerBuilder Challenge in partnership with the Clinton Foundation
Vaughn Taylor	3	2009 Arnold Palmer Invitational presented by MasterCard, 2008 Frys.com Open, 2004 FUNAI Classic at the WALT DISNEY WORLD Resort
Josh Teater	1	2014 Zurich Classic of New Orleans
Brian Tennyson	1	1989 Doral-Ryder Open
Glen Teral	1	1949 Houston Open
Doug Tewell	5	1994 Motorola Western Open, 1990 Kemper Open, 1989 Bank of Boston Classic, 1989 B.C. Open, 1980 Phoenix Open
Justin Thomas	3	2019 Masters Tournament, 2017 World Golf Championships-Mexico Championship, 2015 The Greenbrier Classic
Leonard Thompson	1	1973 American Golf Classic
Michael Thompson	1	2013 THE PLAYERS Championship
Nicholas Thompson	1	2009 Frys.com Open
Robert Thompson	1	1982 Miller High Life QCO
Rocky Thompson	2	1980 Canadian Open, 1973 Greater Milwaukee Open
Jimmy Thomson	1	1938 Western Open
Jim Thorpe	3	1989 B.C. Open, 1987 NEC World Series of Golf, 1984 Colonial National Invitation
Chris Tidland	1	2010 Justin Timberlake Shriners Hospitals for Children Open
Esteban Toledo	2	2000 Bob Hope Chrysler Classic, 1998 Greater Vancouver Open
Tommy Tolles	1	1995 GTE Byron Nelson Golf Classic
David Toms	3	2014 Wyndham Championship, 2005 the Memorial Tournament, 2001 PGA Championship
Sam Torrance	1	1981 The Open Championship
Eddie Townes	1	1922 U.S. Open Championship
Lee Trevino	1	1973 USI Classic
Cameron Tringale	2	2020 Mayakoba Golf Classic, 2011 Transitions Championship
Kirk Triplett	1	2004 Masters Tournament
Austen Truslow	1	2019 Puerto Rico Open
Ted Tryba	2	2000 THE PLAYERS Championship, 1998 FedEx St. Jude Classic
Jim Turnesa	2	1969 PGA Championship, 1954 Houston Open
Marc Turnesa	1	2008 Arnold Palmer Invitational presented by MasterCard
Mike Turnesa	1	1950 North & South Open Championship
George Tutwiler	1	1963 Azalea Open Invitational
Bob Tway	7	1999 COMPAQ Classic of New Orleans, 1998 Doral-Ryder Open, 1994 Memorial Tournament, 1994 Memorial Tournament, 1990 MONY Tournament of Champions, 1989 Las Vegas Invitational, 1986 NEC World Series of Golf
Kevin Tway	2	2019 World Golf Championships-FedEx St. Jude Invitational, 2017 Dell Technologies Championship
Greg Twiggs	2	1998 B.C. Open, 1994 Greater Milwaukee Open
Howard Twitty	2	1993 H.E.B. Texas Open, 1988 B.C. Open
Ed Updegraff	1	1966 Tucson Open Invitational
Brett Upper	1	1988 AT&T Pebble Beach National Pro-Am
Omar Uresti	3	2009 U.S. Bank Championship in Milwaukee, 2008 Legends Reno-Tahoe Open, 1997 Bell Canadian Open
Dell Ulrich	1	1948 Tucson Open
Jhonattan Vegas	2	2017 The Honda Classic, 2016 Barbasol Championship
Diego Velásquez	1	2012 Valero Texas Open
Scott Verplank	2	2006 Zurich Classic of New Orleans, 2002 Bob Hope Chrysler Classic
Roberto De Vicenzo	1	1966 Insurance City Open Invitational
Jimmy Vickers	1	1953 Ardmore Open
Everette Vinzant	1	1958 Memphis Open Invitational
Ernie Vossler	2	1959 Memphis Open Invitational, 1959 Kansas City Open Invitational
Bobby Wadkins	3	1993 Honda Classic, 1978 U.S. Open Championship, 1977 Jackie Gleason-Inverrary Classic
Lanny Wadkins	7	1993 Memorial Tournament, 1991 Federal Express St. Jude Classic, 1989 PGA Championship, 1984 Texas Open, 1982 Phoenix Open, 1979 Sea Pines Heritage Classic, 1973 World Open Golf Championship
Fred Wadsworth	1	1987 Memorial Tournament
Rocky Walcher	1	2001 Buick Classic

Duffy Waldorf	1	2003 FUNAI Classic at the WALT DISNEY WORLD Resort
Lew Waldron	1	1930 Miami Four-Ball
Jimmy Walker	1	2009 Puerto Rico Open presented by Banco Popular
Art Wall	4	1973 Kaiser International Open Invitational, 1973 Jackie Gleason Inverrary-National Airlines Classic, 1959 San Diego Open Invitational, 1950 Texas Open
Matt Wallace	1	2018 PGA Championship
William Walsh	1	1928 Metropolitan Open
Mike Walters	1	1977 Tallahassee Open
Bobby Walzel	2	1979 IVB-Philadelphia Golf Classic, 1977 Anheuser-Busch Golf Classic
Charles Ward	2	1948 The Open Championship, 1946 The Open Championship
Steve Warga	1	1947 Miami Open
Scott Watkins	1	1980 Phoenix Open
Denis Watson	1	1991 Chattanooga Classic
Tom Watson	5	2011 The Open Championship, 1989 AT&T Pebble Beach National Pro-Am, 1980 U.S. Open Championship, 1977 Andy Williams-San Diego Open Invitational, 1974 Glen Campbell-Los Angeles Open
Doug Weaver	1	1989 U.S. Open Championship
Boo Weekley	2	2012 AT&T Pebble Beach National Pro-Am, 2007 Viking Classic
D.A. Weibring	4	1995 Las Vegas Invitational, 1991 Canadian Open, 1982 Bob Hope Desert Classic, 1978 Magnolia Classic
Mike Weir	2	2009 RBC Canadian Open, 1998 Kemper Open
Tom Weiskopf	4	1982 U.S. Open Championship, 1978 U.S. Open Championship, 1973 Atlanta Classic, 1972 Cleveland Open
John Weitzel	1	1954 U.S. Open Championship
Kevin Wentworth	1	1998 FedEx St. Jude Classic
Richy Werenski	1	2020 Farmers Insurance Open
Lee Westwood	2	2019 World Golf Championships-Dell Technologies Match Play, 2015 CIMB Classic
W. Whedon	1	1955 Insurance City Open
Mark Wiebe	3	2001 Honda Classic, 1996 LaCantera Texas Open, 1989 U.S. Open Championship
Jim Wiechers	2	1970 Greater Greensboro Open, 1969 Hawaiian Open
Bernd Wiesberger	1	2018 World Golf Championships-HSBC Champions
Terry Wilcox	1	1969 Phoenix Open Invitational
Will Wilcox	1	2016 THE PLAYERS Championship
Jay Williamson	3	2008 Wachovia Championship, 2002 Buick Invitational, 2001 Buick Classic
Garrett Willis	2	2004 Reno-Tahoe Open, 2003 Deutsche Bank Championship
Dean Wilson	3	2009 Crowne Plaza Invitational at Colonial, 2008 EDS Byron Nelson Championship, 2007 Arnold Palmer Invitational presented by MasterCard
Bo Wininger	1	1957 Rubber City Open Invitational
Gary Wintz	1	1975 First NBC New Orleans Open
Aaron Wise	1	2017 OHL Classic at Mayakoba
Casey Wittenberg	2	2009 Sony Open in Hawaii, 2009 RBC Canadian Open
Chet Wojack	1	1964 Insurance City Open Invitational
Bob Wolcott	1	1997 B.C. Open
Larry Wood	1	1972 Westchester Classic
Willie Wood	7	2004 John Deere Classic, 2003 FedEx St. Jude Classic, 1998 Kemper Open, 1995 B.C. Open, 1994 Northern Telecom Open, 1993 Hardee's Golf Classic, 1987 Georgia-Pacific Atlanta Golf Classic
Gary Woodland	1	2015 AT&T Byron Nelson
Tiger Woods	2	1997 Phoenix Open, 1996 Greater Milwaukee Open
Dempsey Wright	1	1951 Fort Wayne Open
Bob Wynn	1	1979 Sea Pines Heritage Classic
Mike Wynn	1	1976 Ohio Kings Island Open
Y.E. Yang	1	2014 Frys.com Open
Charles Yansick	1	1938 Westchester 108 Hole Open
Wayne Yates	1	1969 IVB-Philadelphia Golf Classic
Kim Young	1	1978 Kemper Open
Bruce Zabriski	1	1996 Buick Classic
Kermit Zarley	3	1980 Bing Crosby National Pro-Am, 1972 Colonial National Invitational, 1968 Colonial National Invitation
Bob Zender	1	1977 PGA Championship
Larry Ziegler	1	1968 PGA Championship
Fuzzy Zoeller	2	1995 PGA Championship, 1991 U.S. Open Championship
Richard Zokol	4	1996 Greater Milwaukee Open, 1995 United Airlines Hawaiian Open, 1992 Freeport-McMoRan Golf Classic, 1985 Kemper Open
Paul Zurek	1	1986 B.C. Open

Longest Time Between First and Last Hole-in-One

Years	Player	Tournament	Tournament
37 years	Tom Watson	1974 Glen Campbell-Los Angeles Open	2011 The Open Championship

The Last Time

Last Time Four Holes-in-One on Same Hole on Same Day

Tournament	Round	Course	Hole	Players
2009 RBC Canadian Open	2	Glen Abbey GC	15	Arjun Atwal, Briny Baird, Leif Olson, Casey Wittenberg

Last to Make a Hole-in-One on the First Hole of a Round

Player	Tournament	Course	Round	Hole
Keith Mitchell	2018 OHL Classic at Mayakoba	El Camaleon GC	1	10

Last Time Three Holes-in-One in a Round

Tournament	Course	Round	Players
2017 Wyndham Championship	Sedgefield CC	4	Ben Crane (No. 16), Roberto Castro (No. 3), and Martin Flores (No. 16).
2009 Frys.com Open	Grayhawk GC (Raptor)	3	Chad Campbell (No. 16), Ted Purdy (No. 16), and Nicholas Thompson (No. 13).

Last to Make a Hole-in-One and go on to Win

Player	Tournament	Course	Round	Hole
Webb Simpson	2020 Waste Management Phoenix Open	TPC Scottsdale	3	12
Francesco Molinari	2019 Arnold Palmer Invitational presented by Mastercard	Bay Hill Club & Lodge	1	7
J.B. Holmes	2019 Genesis Open	Riviera CC	1	6
Dustin Johnson	2015 World Golf Championships-Cadillac Championship	Trump National Doral	3	4
Steve Stricker	2011 the Memorial Tournament presented by Nationwide Insurance	Muirfield Village GC	2	8

Last Time Eight Holes-in-One in a Tournament

Tournament	Course
2009 RBC Canadian Open	Glen Abbey GC

Last to Make Two Holes-in-One in a Round

Player	Tournament	Course	Round
Brian Harman	2015 The Barclays	Plainfield CC	Fourth Round
Yusaku Miyazato	2006 Reno-Tahoe Open	Montreux G&CC	Second Round
W. Whedon	1955 Insurance City Open	Wethersfield CC	First Round (Amateur)

Last to Make Two Holes-in-One in a Tournament

Player	Tournament	Rounds
Brian Harman	2015 The Barclays	4 (both)
Yusaku Miyazato	2006 Reno-Tahoe Open	2 (both)
Glen Day	1994 Canon Greater Hartford Open	2 and 3
Bob Tway	1994 Memorial Tournament	1 and 3
Jack Rule	1964 Mountain View Open Invitation	1 and 4
Jay Hebert	1959 El Paso Open	3 and 4
Richard Ferguson	1959 Jamaica Open Invitational	2 and 4
W. Whedon	1955 Insurance City Open	1 (both)
Jim Ferrier	1946 San Francisco Open	4 (both)

Last to Make Hole-in-One on a Par-4

Player	Tournament	Course	Round	Hole
Andrew Magee	2001 Phoenix Open	TPC Scottsdale	1	17

Last Amateur to Record a Hole-in-One

Player	Tournament	Course	Round	Hole
Scottie Scheffler	2014 HP Byron Nelson Championship	TPC Four Seasons Resort	3	2
Victor Ciesielski	2006 Canadian Open	Hamilton G&CC	2	6
Spencer Levin	2004 U. S. Open Championship	Shinnecock Hills GC	1	17
Daniel Olsson	1997 The Open Championship	Royal Troon GC	2	5

Last to Make Double Eagle and Hole-in-One in a Round

Player	Tournament	Course	Round	Holes
Nicholas Thompson	2009 Frys.com Open	Grayhawk GC (Raptor)	3	Double-eagle on par-5 No. 11 and hole-in-one on par-3 No. 13. (7-iron, 199 yards)

Last to Make a Hole-in-One in First Professional Start (Since 1983)

Player	Tournament	Course	Round	Hole
Austen Truslow	2019 Puerto Rico Open	Coco Beach Golf & CC	4	16
Augusto Núñez	2018 Corales Puntacana Resort & Club Championship	Corales Golf Club	1	17
Jack Maguire	2016 Waste Management Phoenix Open	TPC Scottsdale	2	12
Daniel Brooks	2015 The Open Championship	St. Andrews GC (Old Course)	2	11
Anirban Lahiri	2012 The Open Championship	Royal Lytham St. Anne	3	9
Brendan Gielow	2010 Wyndham Championship	Sedgefield CC	1	3
Richard Sterne	2006 The Open Championship	Royal Liverpool GC	2	15
Chris O'Connor	1999 John Deere Classic	Oakwood CC	2	17
Pierre Fulke	1997 The Open Championship	Royal Troon GC	1	14
Dennis Edlund	1997 The Open Championship	Royal Troon GC	2	8
Tiger Woods	1996 Greater Milwaukee Open	Brown Deer Park GC	4	14
Tommy Price	1990 KMart Greater Greensboro Open	Forest Oaks CC	2	17
Carl Cooper	1990 AT&T Pebble Beach National Pro-Am	Spyglass Hill GC	3	5
Bryan Hargrove	1984 Texas Open	Oak Hills CC	1	13

Money

Money Won

Most Official Money Earned in a Single Season

Money	Player	Season
\$12,030,465	Jordan Spieth	2015
\$10,905,166	Vijay Singh	2004
\$10,867,052	Tiger Woods	2007
\$10,628,024	Tiger Woods	2005
\$10,545,465	Tiger Woods	2009

Most Official Money Earned by a Rookie

Money	Player	Season
\$4,312,674	Xander Schauffele	2017
\$3,879,820	Jordan Spieth	2013
\$3,844,189	Trevor Immelman	2006

Most Official Money Earned in a Single Season without a Victory

Money	Player	Season
\$5,987,395	Jim Furyk	2014
\$5,620,138	Tony Finau	2018
\$4,939,606	Sergio Garcia	2014
\$4,806,117	Rickie Fowler	2014
\$4,755,070	Henrik Stenson	2015
\$4,690,572	Webb Simpson	2019
\$4,501,050	Kevin Chappell	2016
\$4,440,532	Steve Stricker	2013

Youngest to Earn \$1 Million or More in Official Money in a Single Season

Age	Player	Season
19 years, 11 months, 3 days	Jordan Spieth	2013
20 years, 2 months, 23 days	Matthew Wolff	2019
20 years, 10 months, 3 days	Sergio Garcia	2000

Biggest One-Season Gains in Official Money

Gain	Player	Season	Money	Season	Money
\$7,687,717	Jordan Spieth	2014	\$4,342,748	2015	\$12,030,465
\$6,277,435	Bryson DeChambeau	2017	\$1,817,054	2018	\$8,094,489
\$5,795,194	Justin Thomas	2016	\$4,126,366	2017	\$9,921,560

Money List

Season-by-Season Official Money Leaders

Season	Player	Money
2020	Justin Thomas	\$7,344,000
2019	Brooks Koepka	\$9,684,006
2018	Justin Thomas	\$8,694,821
2017	Justin Thomas	\$9,921,560
2016	Dustin Johnson	\$9,365,185
2015	Jordan Spieth	\$12,030,465
2014	Rory McIlroy	\$8,280,096
2013	Tiger Woods	\$8,553,439
2012	Rory McIlroy	\$8,047,952
2011	Luke Donald	\$6,683,214
2010	Matt Kuchar	\$4,910,477
2009	Tiger Woods	\$10,508,163
2008	Vijay Singh	\$6,601,094
2007	Tiger Woods	\$10,867,052
2006	Tiger Woods	\$9,941,563
2005	Tiger Woods	\$10,628,024
2004	Vijay Singh	\$10,905,166
2003	Vijay Singh	\$7,573,907
2002	Tiger Woods	\$6,912,625
2001	Tiger Woods	\$5,687,777
2000	Tiger Woods	\$9,188,321
1999	Tiger Woods	\$6,616,585
1998	David Duval	\$2,591,031
1997	Tiger Woods	\$2,066,833
1996	Tom Lehman	\$1,780,159
1995	Greg Norman	\$1,654,959
1994	Nick Price	\$1,499,927
1993	Nick Price	\$1,478,557
1992	Fred Couples	\$1,344,188

Season	Player	Money
1991	Corey Pavin	\$979,430
1990	Greg Norman	\$1,165,477
1989	Tom Kite	\$1,395,278
1988	Curtis Strange	\$1,147,644
1987	Curtis Strange	\$925,941
1986	Greg Norman	\$653,296
1985	Curtis Strange	\$542,321
1984	Tom Watson	\$476,260
1983	Hal Sutton	\$426,668
1982	Craig Stadler	\$446,462
1981	Tom Kite	\$375,699
1980	Tom Watson	\$530,808
1979	Tom Watson	\$462,636
1978	Tom Watson	\$362,428
1977	Tom Watson	\$310,653
1976	Jack Nicklaus	\$266,438
1975	Jack Nicklaus	\$298,149
1974	Johnny Miller	\$353,021
1973	Jack Nicklaus	\$308,362
1972	Jack Nicklaus	\$320,542
1971	Jack Nicklaus	\$244,490
1970	Lee Trevino	\$157,037
1969	Frank Beard	\$164,707
1968	Billy Casper	\$205,168
1967	Jack Nicklaus	\$188,998
1966	Billy Casper	\$121,944
1965	Jack Nicklaus	\$140,752
1964	Jack Nicklaus	\$113,284
1963	Arnold Palmer	\$128,230

Season	Player	Money
1962	Arnold Palmer	\$81,448
1961	Gary Player	\$64,540
1960	Arnold Palmer	\$75,263
1959	Art Wall	\$53,167
1958	Arnold Palmer	\$42,607
1957	Dick Mayer	\$65,835
1956	Ted Kroll	\$72,835
1955	Julius Boros	\$63,121
1954	Bob Toski	\$65,819
1953	Lew Worsham	\$34,002
1952	Julius Boros	\$37,032
1951	Lloyd Mangrum	\$26,088
1950	Sam Snead	\$35,758
1949	Sam Snead	\$31,593
1948	Ben Hogan	\$32,112
1947	Jimmy Demaret	\$27,936
1946	Ben Hogan	\$42,556
1945	Byron Nelson	\$63,335
1944	Byron Nelson	\$37,967
1942	Ben Hogan	\$13,143
1941	Ben Hogan	\$18,358
1940	Ben Hogan	\$10,655
1939	Henry Picard	\$10,303
1938	Sam Snead	\$19,534
1937	Harry Cooper	\$14,138
1936	Horton Smith	\$7,682
1935	Johnny Revolta	\$9,543
1934	Paul Runyan	\$6,767

Most Consecutive Seasons Finishing in Top 10 on Official Money List

Seasons	Player	Start	Through
17	Jack Nicklaus	1962	1978
13	Tiger Woods	1997	2009
11	Vijay Singh	1998	2008
11	Arnold Palmer	1957	1967

Most Seasons Finishing in Top 10 on Official Money List

Seasons	Player
18	Jack Nicklaus
16	Tiger Woods
15	Sam Snead
14	Phil Mickelson
13	Arnold Palmer

Most Consecutive Seasons Finishing in Top 125 on Official Money List

Season	Player	Start	Through
29	Phil Mickelson	1992	2020
27	Davis Love III	1986	2012
24	Kenny Perry	1987	2010

Most Seasons Finishing No. 1 on Official Money List

Seasons	Player
10	Tiger Woods
8	Jack Nicklaus
5	Tom Watson
5	Ben Hogan
4	Arnold Palmer

Largest Margin between No. 1 and No. 2 on Official Money List

Margin	Leader	Second Place	Season
\$5,117,941	Vijay Singh	Ernie Els	2004

Growth Of Purses

Growth of Purses

Season	Events	Purse
2019	46	\$343,600,000
2018	48	\$363,000,000
2017	47	\$340,000,000
2016	47	\$327,000,000
2015	47	\$314,000,000
2014	45	\$298,000,000
2013	40	\$260,000,000
2012	45	\$278,500,000
2011	46	\$279,750,000
2010	46	\$275,100,000
2009	45	\$270,700,000
2008	48	\$278,650,000
2007	47	\$270,300,000
2006	48	\$256,850,000
2005	48	\$249,650,000
2004	48	\$239,590,000
2003	48	\$224,200,000
2002	49	\$198,950,000
2001	49	\$175,900,000
2000	49	\$163,580,000
1999	47	\$134,950,000
1998	45	\$96,400,000
1997	45	\$80,550,000
1996	45	\$65,950,000
1995	44	\$62,901,000
1994	43	\$56,416,080
1993	43	\$53,203,611
1992	44	\$49,386,906

Season	Events	Purse
1991	44	\$47,116,000
1990	44	\$46,251,831
1989	44	\$41,288,787
1988	47	\$36,959,307
1987	46	\$32,106,093
1986	46	\$25,442,242
1985	47	\$25,290,526
1984	46	\$21,251,382
1983	45	\$17,588,242
1982	46	\$15,089,576
1981	45	\$14,175,393
1980	45	\$13,371,786
1979	46	\$12,801,200
1978	48	\$10,337,332
1977	48	\$9,688,977
1976	49	\$9,157,522
1975	51	\$7,895,450
1974	57	\$8,165,941
1973	75	\$8,657,225
1972	71	\$7,596,749
1971	63	\$7,116,000
1970	55	\$6,751,523
1969	47	\$5,465,875
1968	45	\$5,077,600
1967	37	\$3,979,162
1966	36	\$3,704,445
1965	36	\$2,848,515
1964	41	\$2,301,063

Season	Events	Purse
1963	43	\$2,044,900
1962	49	\$1,790,320
1961	45	\$1,461,830
1960	41	\$1,335,242
1959	43	\$1,225,205
1958	39	\$1,005,800
1957	32	\$820,360
1956	36	\$847,070
1955	36	\$782,010
1954	26	\$600,819
1953	32	\$562,704
1952	32	\$498,016
1951	30	\$460,200
1950	33	\$459,950
1949	25	\$338,200
1948	34	\$427,000
1947	31	\$352,500
1946	37	\$411,533
1945	36	\$435,380
1944	22	\$150,500
1943	3	\$17,000
1942	21	\$116,650
1941	30	\$169,200
1940	27	\$117,000
1939	28	\$121,000
1938	38	\$158,000

Official World Golf Ranking

Official World Golf Ranking

Longest Streak at No. 1

Weeks	Player	Start Date	End Date
281	Tiger Woods	June 12, 2005	October 30, 2010
264	Tiger Woods	August 15, 1999	September 4, 2004
96	Greg Norman	June 18, 1995	April 19, 1997
81	Nick Faldo	July 19, 1992	February 5, 1994
64	Dustin Johnson	February 19, 2017	May 12, 2018
62	Greg Norman	September 14, 1986	November 21, 1987
60	Tiger Woods	March 24, 2013	May 17, 2014
54	Greg Norman	August 20, 1989	September 1, 1990
54	Rory McIlroy	August 3, 2014	August 15, 2015
50	Ian Woosnam	April 7, 1991	March 21, 1992

Most Weeks at No. 1

Weeks	Player
683	Tiger Woods
331	Greg Norman
106	Rory McIlroy
97	Nick Faldo
95	Dustin Johnson
61	Seve Ballesteros
56	Luke Donald
51	Jason Day

Weeks	Player
50	Ian Woosnam
47	Brooks Koepka
44	Nick Price
32	Vijay Singh
26	Jordan Spieth
22	Lee Westwood
16	Fred Couples
15	David Duval

Weeks	Player
13	Justin Rose
11	Adam Scott
9	Ernie Els
8	Martin Kaymer
5	Justin Thomas
4	Jon Rahm
3	Bernhard Langer
1	Tom Lehman

No. 1 Timeline

Change Date	Player	Weeks	Change Date	Player	Weeks	Change Date	Player	Weeks	Change Date	Player	Weeks	Change Date	Player	Weeks
2020-08-23	Dustin Johnson	3	2018-05-13	Justin Thomas	4	2012-04-15	Rory McIlroy	2	1998-05-17	Ernie Els	4	1991-04-07	Ian Woosnam	50
2020-08-09	Jon Rahm	2	2017-02-19	Dustin Johnson	64	2012-03-18	Luke Donald	4	1998-05-10	Tiger Woods	1	1991-02-03	Nick Faldo	9
2020-08-02	Justin Thomas	1	2016-03-27	Jason Day	47	2012-03-04	Rory McIlroy	2	1998-04-12	Ernie Els	4	1990-10-14	Greg Norman	16
2020-07-19	Jon Rahm	2	2015-11-08	Jordan Spieth	20	2011-05-29	Luke Donald	40	1998-01-11	Tiger Woods	13	1990-09-02	Nick Faldo	6
2020-02-09	Rory McIlroy	10	2015-10-18	Jason Day	3	2011-04-24	Lee Westwood	5	1997-09-07	Greg Norman	18	1989-08-20	Greg Norman	54
2019-05-19	Brooks Koepka	38	2015-09-27	Jordan Spieth	3	2011-02-27	Martin Kaymer	8	1997-07-06	Tiger Woods	9	1989-04-02	Seve Ballesteros	20
2019-04-14	Dustin Johnson	5	2015-09-20	Jason Day	1	2010-10-31	Lee Westwood	17	1997-06-29	Greg Norman	1	1989-03-26	Greg Norman	1
2019-04-07	Justin Rose	1	2015-09-13	Rory McIlroy	1	2005-06-12	Tiger Woods	281	1997-06-22	Ernie Els	1	1988-11-13	Seve Ballesteros	19
2019-03-03	Dustin Johnson	5	2015-09-06	Jordan Spieth	1	2005-05-22	Vijay Singh	3	1997-06-15	Tiger Woods	1	1988-11-06	Greg Norman	1
2019-01-06	Justin Rose	8	2015-08-30	Rory McIlroy	1	2005-04-10	Tiger Woods	6	1997-04-27	Greg Norman	7	1988-10-30	Seve Ballesteros	1
2018-11-25	Brooks Koepka	6	2015-08-16	Jordan Spieth	2	2005-03-20	Vijay Singh	3	1997-04-20	Tom Lehman	1	1987-11-29	Greg Norman	48
2018-11-18	Justin Rose	1	2014-08-03	Rory McIlroy	54	2005-03-06	Tiger Woods	2	1995-06-18	Greg Norman	96	1987-11-22	Seve Ballesteros	1
2018-11-11	Brooks Koepka	1	2014-05-18	Adam Scott	11	2004-09-05	Vijay Singh	26	1994-08-14	Nick Price	44	1986-09-14	Greg Norman	62
2018-11-04	Justin Rose	1	2013-03-24	Tiger Woods	60	1999-08-15	Tiger Woods	264	1994-02-06	Greg Norman	27	1986-04-27	Seve Ballesteros	20
2018-10-21	Brooks Koepka	2	2012-08-12	Rory McIlroy	32	1999-08-08	David Duval	1	1992-07-19	Nick Faldo	81	1986-04-06	Bernhard Langer	3
2018-09-23	Dustin Johnson	4	2012-05-27	Luke Donald	11	1999-07-04	Tiger Woods	5	1992-04-05	Fred Couples	15			
2018-09-09	Justin Rose	2	2012-05-06	Rory McIlroy	3	1999-03-28	David Duval	14	1992-03-29	Nick Faldo	1			
2018-06-10	Dustin Johnson	13	2012-04-29	Luke Donald	1	1998-06-14	Tiger Woods	41	1992-03-22	Fred Couples	1			

Firsts

Firsts

First African-American to Play

Player	Tournament	Finish Position
John Shippen	1896 U.S. Open Championship	T5

First African-American to Win

Player	Tournament
Pete Brown	1964 Waco Turner Open Invitational

First African-American to Play Sponsored Tournament

Player	Tournament	Finish Position
Bill Spiller	1948 Los Angeles Open	T29
Ted Rhodes	1948 Los Angeles Open	T22

Women to Play

Player	Tournament	Finish Position	Scores	Qualification
Brittany Lincicome	2018 Barbasol Championship	MC	78-71-149	Sponsor Exemption
Michelle Wie	2008 Legends Reno-Tahoe Open	MC	73-80-153	Sponsor Exemption
Michelle Wie	2007 Sony Open in Hawaii	MC	78-76-154	Sponsor Exemption
Michelle Wie	2006 84 LUMBER Classic	MC	77-81-158	Sponsor Exemption
Michelle Wie	2006 John Deere Classic	WD	77	Sponsor Exemption
Michelle Wie	2006 Sony Open in Hawaii	MC	79-68-147	Sponsor Exemption
Michelle Wie	2005 John Deere Classic	MC	70-71-141	Sponsor Exemption
Michelle Wie	2005 Sony Open in Hawaii	MC	75-74-149	Sponsor Exemption
Michelle Wie	2004 Sony Open in Hawaii	MC	72-68-140	Sponsor Exemption
Suzy Whaley	2003 Greater Hartford Open	MC	75-78-153	Won 2002 Connecticut PGA Section Championship
Annika Sorenstam	2003 Bank of America Colonial	MC	71-74-145	Sponsor Exemption
Shirley Spork	1952 Northern California-Reno Open	105	77-80-77-80-314	Sponsor Exemption
Babe Didrikson Zaharias	1946 Los Angeles Open	WD	81-81-162	Sponsor Exemption
Babe Didrikson Zaharias	1945 Tucson Open	42		Qualified with 74-81-155
Babe Didrikson Zaharias	1945 Phoenix Open	33	77-72-75-80-304	Sponsor Exemption
Babe Didrikson Zaharias	1945 Los Angeles Open	MC	76-81-79-236	Qualified with 76-76-152
Babe Didrikson Zaharias	1938 Los Angeles Open	MC	81-84-165	Sponsor Exemption
Babe Didrikson Zaharias	1937 Chicago Open	WD	86	Sponsor Exemption
Babe Didrikson Zaharias	1935 The Cascades Open	MC	86-88-174	Sponsor Exemption

Weather & Tournament Finishes

Last Time - Weather & Tournament Finishes

Last Tournament Spectators Were Not Allowed to Attend for at Least One Day

Tournament	Day(s)	Reason
2020 TOUR Championship	Thursday - Sunday	COVID-19
2020 BMW Championship	Thursday - Sunday	COVID-19
2020 THE NORTHERN TRUST	Thursday - Sunday	COVID-19
2020 Wyndham Championship	Thursday - Sunday	COVID-19
2020 PGA Championship	Thursday - Sunday	COVID-19
2020 Barracuda Championship	Thursday - Sunday	COVID-19
2020 World Golf Championships-FedEx St. Jude Invitational	Thursday - Sunday	COVID-19
2020 3M Open	Thursday - Sunday	COVID-19
2020 the Memorial Tournament presented by Nationwide	Thursday - Sunday	COVID-19
2020 Workday Charity Open	Thursday - Sunday	COVID-19
2020 Rocket Mortgage Classic	Thursday - Sunday	COVID-19
2020 Travelers Championship	Thursday - Sunday	COVID-19
2020 RBC Heritage	Thursday - Sunday	COVID-19
2020 Charles Schwab Challenge	Thursday - Sunday	COVID-19
2020 ZOZO CHAMPIONSHIP	Saturday	Course damage/weather
2018 Farmers Insurance Open	Monday	Course damage/weather
2016 Farmers Insurance Open	Monday	Course damage/weather
2012 AT&T National	Saturday	Course damage/weather

Last Monday Finish (unscheduled)

Tournament
2019 AT&T Pebble Beach Pro-Am
2018 BMW Championship
2018 Barbasol Championship
2018 Farmers Insurance Open
2017 Zurich Classic of New Orleans
2017 The RSM Classic

Tournament
2016 Zurich Classic of New Orleans
2016 Farmers Insurance Open
2016 OHL Classic at Mayakoba
2016 Sanderson Farms Championship
2015 The Open Championship
2015 The Honda Classic

Tournament
2014 CIMB Classic
2013 BMW Championship
2013 Arnold Palmer Invitational presented by MasterCard
2013 Farmers Insurance Open
2012 Wyndham Championship
2011 Waste Management Phoenix Open

Last Tuesday Finish

Tournament
2013 Hyundai Tournament of Champions
2006 Booz Allen Classic

Last 54-Hole Tournament

Tournament
2016 Zurich Classic of New Orleans
2013 Hyundai Tournament of Champions
2011 The Barclays
2009 AT&T Pebble Beach National Pro-Am
2005 BellSouth Classic

Last 36-Hole Tournament

Tournament
2005 Nissan Open

Last 36-Hole Final Day

Tournament
2013 Hyundai Tournament of Champions
2011 Sony Open in Hawaii

Last Cut Made after 18 Holes

Tournament
1987 Beatrice Western Open

Last Cut Made Closest to 60

Tournament
2011 Sony Open in Hawaii

Last Time a Tournament had Consecutive Monday Finishes (unscheduled)

Tournament	Tournament
2016 Zurich Classic of New Orleans	2017 Zurich Classic of New Orleans

Last Time Back-to-Back Tournaments had Monday Finishes

Tournament	Tournament
2018 Dell Technologies Championship	2018 BMW Championship
2016 Sanderson Farms Championship	2016 OHL Classic at Mayakoba
2013 Deutsche Bank Championship	2013 BMW Championship
2005 THE PLAYERS Championship	2005 BellSouth Classic

Last Time Three Consecutive Tournaments had Monday Finishes

Tournament	Tournament	Tournament
1983 Tournament Players Championship	1983 Greater Greensboro Open	1983 Masters Tournament

Last Time a Round Restarted

Tournament	Round
2019 Genesis Open	1
2013 Deutsche Bank Championship	3
2013 Hyundai Tournament of Champions	1
2005 THE PLAYERS Championship	2

Last Time Players were not Re-Grouped between Third and Final Rounds

Tournament
2019 Genesis Open
2018 OHL Classic at Mayakoba
2017 Genesis Open
2016 Sanderson Farms Championship
2015 Zurich Classic of New Orleans
2015 The Honda Classic
2014 FedEx St. Jude Classic

Last Time it Snowed during a Tournament

Tournament
2013 World Golf Championships-Accenture Match Play Championship
2011 World Golf Championships-Accenture Match Play Championship
2005 BellSouth Classic

Last Time a Tournament was Cancelled and not Rescheduled

Tournament
2020 The Open Championship
2020 Barbasol Championship
2020 John Deere Classic
2020 RBC Canadian Open
2020 AT&T Byron Nelson
2020 Wells Fargo Championship
2020 Zurich Classic of New Orleans
2020 Valero Texas Open
2020 WGC-Dell Technologies Match Play
2020 Valspar Championship
2020 THE PLAYERS Championship
2018 Puerto Rico Open
2016 The Greenbrier Classic
2009 Viking Classic

Last Time a Tournament was Suspended and Continued Later in the Season

Tournament
1998 AT&T Pebble Beach National Pro-Am

Last Round Suspended by Wind

Tournament	Round
2015 The Open Championship	2
2014 AT&T Pebble Beach National Pro-Am	3
2013 Hyundai Tournament of Champions	1 and 2
2012 AT&T National	3
2012 Humana Challenge in partnership with the Clinton Foundation	3

Last Round Suspended by Fog

Tournament	Round
2019 Desert Classic	1
2017 BMW Championship	1
2017 Valspar Championship	1
2017 Genesis Open	1
2017 AT&T Pebble Beach Pro-Am	2

Last Round Suspended by Hail

Tournament	Round
2019 AT&T Pebble Beach Pro-Am	4
2013 World Golf Championships-Accenture Match Play Championship	1
2011 World Golf Championships-Accenture Match Play Championship	4

Last Round Suspended by Frost

Tournament	Round
2016 Waste Management Phoenix Open	1
2013 World Golf Championships-Accenture Match Play Championship	4
2013 Waste Management Phoenix Open	1

Last Tournament Cancelled for Reasons other than Weather

Tournament	Reason
2020 Barbasol Championship	COVID-19
2020 The Open Championship	COVID-19
2020 John Deere Classic	COVID-19
2020 RBC Canadian Open	COVID-19
2020 AT&T Byron Nelson	COVID-19
2020 Wells Fargo Championship	COVID-19
2020 Zurich Classic of New Orleans	COVID-19
2020 Valero Texas Open	COVID-19
2020 World Golf Championships-Dell Technologies Match Play	COVID-19
2020 Valspar Championship	COVID-19
2020 THE PLAYERS Championship	COVID-19
2001 Tampa Bay Classic presented by Buick	September 11 attacks
2001 World Golf Championships-American Express Championship	September 11 attacks

Last Time a Tournament Moved to Later in the Season

Tournament	Reason
2020 TOUR Championship	COVID-19
2020 BMW Championship	COVID-19
2020 THE NORTHERN TRUST	COVID-19
2020 Wyndham Championship	COVID-19
2020 PGA Championship	COVID-19
2020 World Golf Championships-FedEx St. Jude Invitational	COVID-19
2020 Barracuda Championship	COVID-19
2020 the Memorial Tournament presented by Nationwide	COVID-19
2020 Rocket Mortgage Classic	COVID-19
2020 RBC Heritage	COVID-19
2020 U.S. Open	COVID-19
2020 Charles Schwab Challenge	COVID-19
2020 Masters Tournament	COVID-19
2005 Southern Farm Bureau Classic	Moved to end of season due to Hurricane Katrina

Facts and Figures (1970 through 2019-20)

Low 9

Season	Score / Stat	Details
2019-20	27 (9-under)	Dustin Johnson, THE NORTHERN TRUST
2018-19	28 (8-under)	Carlos Ortiz, Desert Classic; Cameron Champ, Rocket Mortgage Classic
	28 (7-under)	Chez Reavie, Travelers Championship; Adam Svensson, Wyndham Championship
2017-18	27 (8-under)	Brandt Snedeker, Wyndham Championship
2016-17	28 (7-under)	Chez Reavie, Sony Open in Hawaii; Webb Simpson, Wyndham Championship
2015-16	27 (8-under)	Jim Furyk, Travelers Championship
2014-15	27 (9-under)	Ryan Palmer, Humana Challenge
2013-14	27 (8-under)	Paul Casey, HP Byron Nelson Championship; Sergio Garcia, World Golf Championships-Bridgestone Invitational
2013	28 (8-under)	Jim Furyk, BMW Championship
	28 (7-under)	Charley Hoffman, Travelers Championship; Phil Mickelson, Deutsche Bank Championship
2012	28 (8-under)	Ken Duke, AT&T Pebble Beach National Pro-Am
	28 (7-under)	Toshinori Muto, Sony Open in Hawaii; Jason Day, Justin Timberlake Shriners Hospitals for Children Open
	28 (6-under)	Charlie Wi, AT&T Pebble Beach National Pro-Am
2011	27 (8-under)	Nick Watney, AT&T National; Nick Watney, Farmers Insurance Open; Scott Piercy, Reno-Tahoe Open
2010	28 (8-under)	Paul Goydos, John Deere Classic
	28 (7-under)	Ryan Palmer, The Barclays; Luke Donald, The Barclays; Nick Watney, TOUR Championship
	28 (6-under)	Brent Delahoussaye, RBC Canadian Open; Matt Kuchar, The Greenbrier Classic; D.A. Points, The Greenbrier Classic; Stuart Appleby, The Greenbrier Classic
2009	27 (9-under)	Chris Riley, Legends Reno-Tahoe Open
2008	28 (7-under)	Briny Baird, Wyndham Championship; Jim Furyk, BMW Championship; Steve Elkington, Valero Texas Open; Bob Sowards, Valero Texas Open
2007	27 (9-under)	Brandt Snedeker, Buick Invitational
2006	26 (8-under)	Corey Pavin, U.S. Bank Championship
2005	28 (7-under)	John Rollins, Deutsche Bank Championship
2004	27 (9-under)	Robert Gamez, Bob Hope Chrysler Classic
2003	28 (8-under)	Pat Perez, Bob Hope Chrysler Classic
	28 (7-under)	Craig Barlow, MCI Heritage; Chris DiMarco, Phoenix Open
2002	28 (8-under)	Brent Schwarzrock, AT&T Pebble Beach National Pro-Am
	28 (7-under)	Joel Edwards, FedEx St. Jude Classic; Charles Howell III, Nissan Open; J.P. Hayes, Greater Milwaukee Open
2001	27 (9-under)	Billy Mayfair, Buick Open
2000	29 (8-under)	Jerry Kelly, B.C. Open
	29 (7-under)	Paul Goydos, Bob Hope Chrysler Classic; Barry Cheesman, Bob Hope Chrysler Classic; Paul Azinger, AT&T Pebble Beach National Pro-Am; Edward Fryatt, Doral-Ryder Open; Harrison Frazar, Compaq Classic of New Orleans; David Howser, FedEx St. Jude Classic; Tom Scherrer, Michelob Championship at Kingsmill; Chris DiMarco, Invenys Classic at Las Vegas; Paul Stankowski, Invenys Classic at Las Vegas; Brian Watts, Southern Farm Bureau Classic
	29 (6-under)	Chris Perry, MCI Classic; Carl Paulson, MasterCard Colonial; Jay Williamson, Kemper Insurance Open; Greg Kraft, Buick Classic; Brian Henninger, Canon Greater Hartford Open; Tim Herron, Air Canada Championship; Steve Gotsche, Bell Canadian Open; Tom Lehman, SEI Pennsylvania Classic; Rocco Mediate, SEI Pennsylvania Classic; Paul Goydos, Westin Texas Open; Harrison Frazar, Westin Texas Open
1999	28 (8-under)	David Duval, Bob Hope Chrysler Classic
	28 (6-under)	Paul Goydos, GTE Byron Nelson Classic
1998	28 (8-under)	David Duval, Tucson Chrysler Classic
	28 (7-under)	Loren Roberts, Greater Milwaukee Open; Vijay Singh, Canon Greater Hartford Open
1997	28 (8-under)	David Duval, AT&T Pebble Beach National Pro-Am
1996	28 (8-under)	Jeff Julian, Buick Invitational
	28 (6-under)	Nolan Henke, Walt Disney World/Oldsmobile Golf Classic; Gil Morgan, GTE Byron Nelson Classic
1995	28 (7-under)	Brad Faxon, PGA Championship
1994	29 (7-under)	Davis Love III, United Airlines Hawaiian Open
	29 (6-under)	Lennie Clements, Bob Hope Chrysler Classic; Ronnie Black, Buick Invitational; Larry Nelson, Doral-Ryder Open; Dennis Paulson, Freeport-McMoran Classic; Brian Henninger, New England Classic
	29 (5-under)	Steve Lamontagne, The Honda Classic; Guy Boros, Southwestern Bell Colonial; Glen Day, B.C. Open
1993	28 (7-under)	Keith Clearwater, Southwestern Bell Colonial; Wayne Levi, Southwestern Bell Colonial
1992	29 (7-under)	Gil Morgan, Bob Hope Chrysler Classic; Neal Lancaster, Bob Hope Chrysler Classic; Greg Norman, Buick Open; Mark Calcavecchia, Masters Tournament; Jim McGovern, Federal Express St. Jude Classic; John Cook, Las Vegas Invitational
	29 (6-under)	Dillard Pruitt, Phoenix Open; Robin Freeman, GTE Byron Nelson Golf Classic; David Frost, Hardee's Classic; Donnie Hammond, H-E-B Texas Open; David Edwards, H-E-B Texas Open

Season	Score / Stat	Details
1991	28 (7-under)	Andrew Magee, Nissan Los Angeles Open
	28 (6-under)	Emlyn Aubrey, Chattanooga Classic
1990	28 (7-under)	Kenny Knox, Chattanooga Classic
1989	28 (8-under)	Steve Pate, Bob Hope Chrysler Classic; Webb Heintzelman, Las Vegas Invitational
1988	28 (7-under)	Mike Sullivan, Texas Open
1987	29 (7-under)	Dewey Amette, Buick Open; Trevor Dodds, Buick Open
	29 (6-under)	Payne Stewart, Phoenix Open; David Frost, Shearson Lehman Brothers/Andy Williams San Diego Open; Wayne Levi, Canon Sammy Davis, Jr.-Greater Hartford Open; Curtis Strange, Anheuser-Busch Classic; Dave Rummells, Hardee's Classic; Dave Stockton, Hardee's Classic; Robert Thompson, Provident Classic
1986	29 (7-under)	Hubert Green, Doral-Eastern Open; Mike Sullivan, Houston Open; Charles Bolling, Panasonic Las Vegas Invitational
	29 (6-under)	Willie Wood, Manufacturers Hanover Westchester Classic; Mike Smith, Hardee's Classic; Mike Donald, Southern Open
1985	29 (7-under)	Jim Thorpe, Greater Milwaukee Open
	29 (6-under)	John Mahaffey, Bob Hope Desert Classic; Larry Mize, Glen Campbell Los Angeles Open; Tom Watson, Colonial National Invitation; Roger Maltbie, Manufacturers Hanover Westchester Classic; Brad Fabel, Lite Quad Cities Open; Mike Gove, Texas Open; Ken Brown, Pensacola Open
1984	29 (6-under)	George Burns, Colonial National Invitation; Mike McCullough, Canadian Open; Mark O'Meara, Sammy Davis, Jr.-Greater Hartford Open
1983	28 (7-under)	Jeff Sluman, Miller High-Life Quad Cities Open
	28 (6-under)	Mark O'Meara, B.C. Open
1982	29 (7-under)	George Burns, Sammy Davis, Jr.-Greater Hartford Open
	29 (6-under)	Scott Hoch, Michelob Houston Open; Gary Koch, Miller High-Life Quad Cities Open; Bob Eastwood, Miller High-Life Quad Cities Open; Allen Miller, Miller High-Life Quad Cities Open; Fred Couples, PGA Championship; Isao Aoki, Sammy Davis, Jr.-Greater Hartford Open
1981	29 (6-under)	Mike Holland, Anheuser-Busch Golf Classic; Fuzzy Zoeller, Sammy Davis, Jr.-Greater Hartford Open; Bob Gilder, Southern Open
1980	29 (7-under)	Bob Murphy, Tallahassee Open; Curtis Strange, Michelob Houston Open
	29 (6-under)	John Fought, Buick Goodwrench Open; Gary Koch, Byron Nelson Golf Classic
1979	29 (7-under)	Kermit Zarley, Doral-Eastern Open; Andy Bean, Atlanta Classic
	29 (6-under)	Pat McGowan, Phoenix Open; Brad Bryant, Ed McMahon-Jaycees Quad City Open; Allen Miller, Sammy Davis, Jr.-Greater Hartford Open
1978	29 (7-under)	Gary Koch, Houston Open
	29 (6-under)	Rod Funseth, Sammy Davis, Jr.-Greater Hartford Open; Ron Streck, San Antonio Texas Open
	29 (5-under)	Rod Curl, B.C. Open
1977	29 (7-under)	Graham Marsh, Tournament of Champions; Bobby Wadkins, Memorial Tournament; Al Geiberger, Danny Thomas Memphis Classic; Lanny Wadkins, Greater Milwaukee Open; Rik Massengale, Pleasant Valley Classic; Florentino Molina, Sammy Davis, Jr.-Greater Hartford Open; Leonard Thompson, Hall of Fame Tournament
	29 (6-under)	Fred Marti, Pleasant Valley Classic; Rod Curl, IVB-Philadelphia Golf Classic; Bruce Lietzke, Sammy Davis, Jr.-Greater Hartford Open; Tom Weiskopf, World Series of Golf
1976	28 (8-under)	Jim Colbert, Bob Hope Desert Classic; Fuzzy Zoeller, Ed McMahon-Jaycees Quad City Open
1975	27 (7-under)	Andy North, B.C. Open
1974	29 (7-under)	Tom Kite, Doral-Eastern; Dan Sikes, New Orleans Invitational
	29 (6-under)	Tom Watson, Sammy Davis, Jr.-Greater Hartford Open; Raymond Floyd, American Classic
1973	28 (7-under)	Bert Yancey, American Classic
1972	29 (7-under)	Babe Hickey, Inverrary; Bert Yancey, Walt Disney World Open Invitational
	29 (6-under)	Dwight Nevil, Southern Open; Cesar Sanudo, Sahara Invitational
1971	28 (7-under)	Jim Jamieson, Robinson Open Golf Classic
1970	29 (6-under)	Dave Hill, Cleveland Open; George Knudson, Robinson Open Golf Classic; Wilf Homenuik, Azalea Open
	29 (5-under)	Lou Graham, Danny Thomas Memphis Classic

Low 18

Season	Score / Stat	Details
2019-20	59 (12-under)	Scottie Scheffler, THE NORTHERN TRUST
	59 (11-under)	Kevin Chappell, A Military Tribute at The Greenbrier
2018-19	60 (12-under)	Phil Mickelson, Desert Classic
	60 (10-under)	Brandt Snedeker, RBC Canadian Open
2017-18	59 (11-under)	Brandt Snedeker, Wyndham Championship
2016-17	59 (13-under)	Adam Hadwin, CareerBuilder Challenge
	59 (11-under)	Justin Thomas, Sony Open in Hawaii
2015-16	58 (12-under)	Jim Furyk, Travelers Championship
2014-15	61 (11-under)	Ryan Palmer, Humana Challenge; Rory McIlroy, Wells Fargo Championship
	61 (10-under)	Troy Merritt, RBC Heritage; Jordan Spieth, John Deere Classic; Troy Merritt, Quicken Loans National; Jason Day, BMW Championship
	61 (9-under)	Justin Thomas, Sony Open in Hawaii; Jason Bohn, The Greenbrier Classic; Brandt Snedeker, Wyndham Championship
2013-14	60 (11-under)	J.J. Henry, Shriners Hospitals for Children Open
2013	59 (12-under)	Jim Furyk, BMW Championship
2012	60 (10-under)	Tommy Gainey, The McGladrey Classic
2011	60 (10-under)	Patrick Cantlay (amateur), Travelers Championship
2010	59 (12-under)	Paul Goydos, John Deere Classic
	59 (11-under)	Stuart Appleby, The Greenbrier Classic
2009	60 (10-under)	Zach Johnson, Valero Texas Open
2008	61 (10-under)	Mike Weir, Deutsche Bank Championship
	61 (9-under)	Roland Thatcher, Mayakoba Golf Classic; Carl Pettersson, Wyndham Championship; Steve Elkington, Valero Texas Open; Charlie Wi, Valero Texas Open; Kevin Stadler, Frys.com Open
2007	60 (10-under)	Zach Johnson, TOUR Championship
2006	60 (12-under)	Pat Perez, Bob Hope Chrysler Classic; Justin Rose, FUNAI Classic at Walt Disney World Resort
	60 (10-under)	Arron Oberholser, EDS Byron Nelson Championship
2005	60 (11-under)	Phil Mickelson, FBR Open
2004	60 (12-under)	Robert Gamez, Bob Hope Chrysler Classic
	60 (10-under)	Bart Bryant, Valero Texas Open
2003	61 (11-under)	Pat Perez, Bob Hope Chrysler Classic; Jay Haas, Bob Hope Chrysler Classic; Tim Herron, Bob Hope Chrysler Classic
	61 (10-under)	Chad Campbell, TOUR Championship
	61 (9-under)	Kenny Perry, Bank of America Colonial; Justin Leonard, Bank of America Colonial; Heath Slocum, Valero Texas Open; Bob Tway, Valero Texas Open
2002	61 (10-under)	J.P. Hayes, John Deere Classic; John Huston, Buick Challenge
	61 (9-under)	Garrett Willis, Valero Texas Open
2001	60 (11-under)	Mark Calcavecchia, Phoenix Open
2000	61 (11-under)	Brent Geiberger, Bob Hope Chrysler Classic; Stephen Ames, Doral-Ryder Open
	61 (9-under)	Kirk Triplett, Canon Greater Hartford Open; Tiger Woods, World Golf Championships-NEC Invitational
1999	59 (13-under)	David Duval, Bob Hope Chrysler Classic
1998	62 (10-under)	Bruce Lietzke, Bob Hope Chrysler Classic; Davis Love III, Buick Invitational; David Duval, Tucson Chrysler Classic
	62 (9-under)	Loren Roberts, Greater Milwaukee Open; Nolan Henke, Greater Milwaukee Open
	62 (8-under)	Scott Gump, Canon Greater Hartford Open; Vijay Singh, Canon Greater Hartford Open; John Cook, NEC World Series of Golf
1997	60 (12-under)	Steve Lowery, Buick Challenge
1996	60 (11-under)	Grant Waite, Phoenix Open
1995	61 (10-under)	Hal Sutton, B.C. Open
	61 (9-under)	Ernie Els, GTE Byron Nelson Classic

Season	Score / Stat	Details
1994	60 (12-under)	Davis Love III, United Airlines Hawaiian Open
1993	61 (10-under)	Jay Delsing, Federal Express St. Jude Classic
	61 (9-under)	Billy Mayfair, GTE Byron Nelson Golf Classic; Keith Clearwater, Southwestern Bell Colonial; Lee Janzen, Southwestern Bell Colonial
1992	62 (10-under)	Davis Love III, Kmart Greater Greensboro Open
	62 (8-under)	Fred Funk, Shell Houston Open; John Cook, Las Vegas Invitational; Lee Janzen, Walt Disney World/Oldsmobile Classic; John Huston, Walt Disney World/Oldsmobile Classic; David Frost, Hardee's Golf Classic; Nick Price, H.E.B. Texas Open
1991	59 (13-under)	Chip Beck, Las Vegas Invitational
1990	60 (12-under)	David Frost, Northern Telecom Tucson Open
1989	61 (11-under)	Jim Carter, Centel Western Open; Bob Tway, Walt Disney World/Oldsmobile Classic
1988	61 (11-under)	Ken Green, Greater Milwaukee Open; Mark Wiebe, Northern Telecom Tucson Open
	61 (9-under)	Dave Barr, Southern Open
1987	61 (11-under)	David Edwards, Bob Hope Chrysler Classic
	61 (9-under)	Mike Smith, Hardee's Golf Classic
1986	61 (10-under)	Don Pooley, Phoenix Open Invitational
	61 (9-under)	Rod Curl, Southern Open
1985	62 (10-under)	Jim Thorpe, Greater Milwaukee Open
	62 (9-under)	Larry Mize, Glen Campbell Los Angeles Open; Jay Delsing, B.C. Open
	62 (8-under)	Bill Glasson, Las Vegas Invitational; Ron Streck, Lite Quad Cities Open
1984	61 (11-under)	Mark Lye, Walt Disney World Golf Classic
1983	61 (10-under)	George Archer, Glen Campbell Los Angeles Open
1982	61 (10-under)	Dana Quigley, Sammy Davis, Jr.-Greater Hartford Open
	61 (9-under)	Hale Irwin, Southern Open
1981	62 (10-under)	Nick Faldo, United Airlines Hawaiian Open; Hale Irwin, United Airlines Hawaiian Open
	62 (9-under)	Andy Bean, Bay Hill Classic; Ron Streck, Michelob-Houston Open; Leonard Thompson, Canadian Open; Mark O'Meara, Sammy Davis, Jr.-Greater Hartford Open
1980	62 (9-under)	Jim Simons, Sammy Davis, Jr.-Greater Hartford Open
	62 (8-under)	George Burns, San Antonio Texas Open
1979	61 (11-under)	Jerry McGee, Kemper Open; Andy Bean, Atlanta Classic
	61 (10-under)	Ben Crenshaw, Phoenix Open Invitational
1978	62 (10-under)	Dave Eichelberger, Atlanta Classic
	62 (9-under)	Joe Inman, Sammy Davis Jr.-Greater Hartford Open
	62 (8-under)	Hubert Green, San Antonio Texas Open; Ron Streck, San Antonio Texas Open
1977	59 (13-under)	Al Geiberger, Danny Thomas Memphis Classic
1976	62 (10-under)	Gary Player, Florida Citrus Open
1975	61 (11-under)	Johnny Miller, Dean Martin Tucson Open
	61 (10-under)	Johnny Miller, Phoenix Open Invitational
1974	61 (11-under)	Bert Yancey, Bob Hope Desert Classic
1973	62 (9-under)	Jack Nicklaus, Ohio Kings Island; Gibby Gilbert, World Open Golf Champions; Tom Watson, World Open Golf Championship
	62 (8-under)	J.C. Sneed, Phoenix Open Invitational
1972	61 (10-under)	Homero Blancas, Phoenix Open Invitational
1971	62 (9-under)	Billy Casper, Phoenix Open Invitational; Charles Coody, Cleveland Open
	62 (8-under)	Larry Ziegler, Danny Thomas Memphis Classic; Dave Eichelberger, Danny Thomas Memphis Classic; Bobby Mitchell, Southern Open
1970	61 (10-under)	Johnny Miller, Phoenix Open Invitational

Low First 18

Season	Score / Stat	Details
2019-20	60 (10-under)	Mackenzie Hughes, Travelers Championship
2018-19	60 (12-under)	Phil Mickelson, Desert Classic
2017-18	59 (11-under)	Brandt Snedeker, Wyndham Championship
2016-17	59 (11-under)	Justin Thomas, Sony Open in Hawaii
2015-16	62 (10-under)	Scott Piercy, CIMB Classic; Roberto Castro, Sanderson Farms Championship
	62 (10-under)	Scott Piercy, CIMB Classic; Roberto Castro, Sanderson Farms Championship
2014-15	61 (10-under)	Jason Day, BMW Championship
2013-14	60 (11-under)	J.J. Henry, Shriners Hospitals for Children Open
2013	60 (11-under)	Phil Mickelson, Waste Management Phoenix Open
	60 (10-under)	Keegan Bradley, HP Byron Nelson Championship
2012	61 (10-under)	Padraig Harrington, Transitions Championship; Troy Matteson, John Deere Classic; Ryan Moore, Justin Timberlake Shriners Hospitals for Children Open
	61 (9-under)	Charlie Wi, AT&T Pebble Beach National Pro-Am
2011	62 (8-under)	David Toms, Crowne Plaza Invitational at Colonial
	62 (8-under)	Cheez Reavie, Crowne Plaza Invitational at Colonial
	62 (8-under)	Adam Scott, World Golf Championships-Bridgestone Invitational
2010	59 (12-under)	Paul Goydos, John Deere Classic
2009	61 (11-under)	Pat Perez, Bob Hope Classic
	61 (9-under)	Kenny Perry, Travelers Championship
2008	61 (10-under)	Mike Weir, Deutsche Bank Championship
2007	61 (11-under)	Brandt Snedeker, Buick Invitational
	61 (9-under)	Jesper Parnevik, Valero Texas Open
2006	60 (12-under)	Pat Perez, Bob Hope Chrysler Classic; Justin Rose, FUNAI Classic at Walt Disney World Resort
2005	62 (10-under)	Phil Mickelson, AT&T Pebble Beach National Pro-Am; Tom Lehman, Buick Invitational; Charles Warren, Chrysler Classic of Greensboro; Briny Baird, Michelin Championship at Las Vegas; Ryan Palmer, Michelin Championship at Las Vegas; Peter Lonard, MCI Heritage; Patrick Sheehan, Bank of America Colonial
	62 (9-under)	Justin Leonard, FedEx St. Jude Classic; Ben Crane, U.S. Bank Championship
	62 (8-under)	Robert Gamez, Valero Texas Open; Bart Bryant, TOUR Championship
2004	61 (10-under)	Charles Howell III, Booz Allen Classic
	61 (9-under)	Ted Purdy, Valero Texas Open
2003	61 (9-under)	Heath Slocum, Valero Texas Open; Bob Tway, Valero Texas Open
2002	62 (9-under)	Davis Love III, WORLDCOM CLASSIC; Steve Jones, Invenys Classic at Las Vegas
2001	61 (10-under)	Bob Estes, FedEx St. Jude Classic
2000	63 (9-under)	David Toms, Bob Hope Chrysler Classic; Nick Price, Advil Western Open; Woody Austin, Buick Open; Jeff Maggert, Buick Challenge; Bruce Lietzke, Invenys Classic at Las Vegas; Steve Flesch, National Car Rental Golf Classic; Tiger Woods, National Car Rental Golf Classic; Nick Price, World Golf Championships-American Express Championship
	63 (8-under)	Tom Lehman, Phoenix Open; Phil Mickelson, Phoenix Open
	63 (7-under)	Paul Azinger, Sony Open in Hawaii
1999	61 (11-under)	Craig Barlow, Las Vegas Invitational
	61 (9-under)	Tiger Woods, GTE Byron Nelson Classic
1998	62 (10-under)	Davis Love III, Buick Invitational
	62 (9-under)	Loren Roberts, Greater Milwaukee Open
1997	62 (10-under)	Steve Jones, Phoenix Open; Brian Claar, United Airlines Hawaiian Open; Mike Reid, United Airlines Hawaiian Open; Sonny Skinner, Buick Open
1996	62 (10-under)	Tim Herron, Honda Classic
	62 (9-under)	Nolan Henke, Greater Milwaukee Open

Season	Score / Stat	Details
1995	62 (10-under)	Carl Paulson, Walt Disney World/Oldsmobile Golf Classic
	62 (9-under)	Glen Day, FedEx St. Jude Classic; Mike Standly, FedEx St. Jude Classic
1994	61 (10-under)	Bob Lohr, Anheuser-Busch Golf Classic
1993	62 (9-under)	Mike Smith, H-E-B Texas Open
1992	62 (10-under)	Lee Janzen, Walt Disney World/Oldsmobile Classic
	62 (8-under)	David Frost, Hardde's Golf Classic
1991	61 (11-under)	Robert Gamez, Greater Milwaukee Open
	61 (9-under)	Marco Dawson, Chattanooga Classic
1990	61 (9-under)	Jose Maria Olazabal, World Series
1989	61 (11-under)	Bob Tway, Walt Disney Walt Disney World/Oldsmobile Classic
1988	62 (10-under)	Bob Lohr, Walt Disney Walt Disney World/Oldsmobile Classic
1987	61 (11-under)	David Edwards, Bob Hope Chrysler Classic
1986	62 (8-under)	Ernie Gonzalez, Deposit Guaranty Golf Classic
1985	62 (8-under)	Bill Glasson, Panasonic Las Vegas Invitational
1984	62 (9-under)	Lon Hinkle, Panasonic Las Vegas Invitational
1983	62 (8-under)	Craig Stadler, Texas Open
	63 (9-under)	Craig Stadler, Bob Hope Desert Classic; Fuzzy Zoeller, Panasonic Las Vegas Pro Celebrity Open
	63 (8-under)	Mark O'Meara, B.C. Open; Mark Lye, Pensacola Open
	63 (7-under)	Tom Byrum, Miller High-Life Quad Cities Open
1982	62 (10-under)	Larry Rinker, Tallahassee Open
1981	63 (8-under)	Lon Nielsen, Sammy Davis Jr.-Greater Hartford Open
	63 (7-under)	Dan Halldorson, Joe Garagiola Tucson Open; Craig Stadler, Texas Open
1980	62 (9-under)	Jim Simons, Sammy Davis Jr.-Greater Hartford Open
1979	61 (11-under)	Jerry McGee, Greater Greensboro Open
1978	62 (10-under)	Dave Eichelberger, Atlanta Classic
	62 (8-under)	Hubert Green, San Antonio Texas Open
1977	63 (8-under)	J.C. Snead, Colgate Hall of Fame Golf Classic
	63 (7-under)	Charles Coody, San Antonio Texas Open
1976	63 (9-under)	Johnny Miller, Kaiser International Open Invitational
	63 (8-under)	Fuzzy Zoeller, Ed McMahon-Jaycees Quad Cities Open; David Graham, American Express Westchester Classic; Carlton White, American Express Westchester Classic; Buddy Allin, B.C. Open
1975	63 (8-under)	Andy North, B.C. Open; Miller Barber, Sahara Invitational
1974	62 (10-under)	Johnny Miller, Dean Martin Tucson Open
1973	62 (9-under)	Gibby Gilbert, World Open Golf Championship
	62 (8-under)	J.C. Snead, Phoenix Open Invitational
1972	63 (8-under)	Bert Yancey, Greater Hartford Open Invitational
1971	63 (9-under)	Joel Goldstrand, Greater Hartford Open
1970	63 (7-under)	Dave Hill, Danny Thomas Memphis Classic

Low First 36

Season	Score / Stat	Details
2019-20	127 (15-under)	Dustin Johnson, THE NORTHERN TRUST
	127 (13-under)	Robby Shelton, A Military Tribute at The Greenbrier; Joaquin Niemann, A Military Tribute at The Greenbrier; Scottie Scheffler, A Military Tribute at The Greenbrier; Phil Mickelson, Travelers Championship
2018-19	126 (16-under)	Sung Kang, AT&T Byron Nelson
	126 (14-under)	Matt Kuchar, Sony Open in Hawaii
2017-18	126 (14-under)	Brandt Snedeker, Wyndham Championship
	127 (15-under)	Marc Leishman, AT&T Byron Nelson; Michael Kim, John Deere Classic
	127 (13-under)	Brian Harman, Sony Open in Hawaii; Kelly Kraft, A Military Tribute at The Greenbrier; Xander Schauffele, BMW Championship
2016-17	123 (17-under)	Justin Thomas, Sony Open in Hawaii
2015-16	125 (17-under)	Jhonattan Vegas, Barbasol Championship
2014-15	124 (18-under)	Jason Day, BMW Championship
2013-14	126 (18-under)	Patrick Reed, Humana Challenge
2013	125 (17-under)	Phil Mickelson, Waste Management Phoenix Open
	126 (14-under)	Russell Henley, Sony Open in Hawaii
2012	128 (16-under)	Ben Crane, Humana Challenge; David Toms, Humana Challenge; Mark Wilson, Humana Challenge
	128 (14-under)	Spencer Levin, Waste Management Phoenix Open; John Mallinger, Frys.com Open; Brendon de Jonge, Justin Timberlake Shriners Hospitals for Children Open; Jonas Blixt, Justin Timberlake Shriners Hospitals for Children Open
	128 (12-under)	Jimmy Walker, Wyndham Championship
2011	124 (16-under)	David Toms, Crowne Plaza Invitational at Colonial
2010	126 (16-under)	Steve Stricker, John Deere Classic
	126 (14-under)	Justin Rose, Travelers Championship; Jeff Overton, The Greenbrier Classic
2009	124 (20-under)	Pat Perez, The 50th Bob Hope Classic
2008	125 (15-under)	Carl Pettersson, Wyndham Championship
2007	126 (14-under)	Jesper Parnevik, Valero Texas Open
2006	125 (15-under)	Corey Pavin, U.S. Bank Championship
2005	127 (17-under)	Carl Pettersson, FUNAI Classic at Walt Disney World Resort; Joe Ogilvie, Bob Hope Chrysler Classic
	127 (13-under)	Ben Crane, U.S. Bank Championship; Justin Leonard, FedEx St. Jude Classic
2004	128 (14-under)	Adam Scott, Booz Allen Classic
2003	126 (17-under)	Steve Flesch, Las Vegas Invitational; Scott Verplank, Las Vegas Invitational
	126 (14-under)	Tommy Armour III, Valero Texas Open
2002	127 (17-under)	Chris DiMarco, Walt Disney World Resort Golf Classic
2001	125 (17-under)	Mark Calcavecchia, Phoenix Open
	125 (19-under)	Tom Lehman, Invensys Classic at Las Vegas
2000	125 (15-under)	Tiger Woods, World Golf Championships-NEC Invitational
1999	126 (16-under)	David Frost, FedEx St. Jude Classic
1998	128 (16-under)	John Huston, United Airlines Hawaiian Open; David Duval, Tucson Chrysler Classic
1997	126 (16-under)	Steve Jones, Phoenix Open
1996	126 (16-under)	John Cook, FedEx St. Jude Classic
	126 (17-under)	Rick Fehr, Las Vegas Invitational
1995	127 (15-under)	Jim Gallagher, Jr., FedEx St. Jude Classic

Season	Score / Stat	Details
1994	127 (15-under)	Bob Estes, Texas Open
1993	129 (15-under)	Blaine McCallister, Shell Houston Open
1992	129 (11-under)	Dan Forsman, GTE Byron Nelson Golf Classic; Fulton Allem, Southwestern Bell Colonial
1991	127 (17-under)	Robert Gamez, Greater Milwaukee Open
	127 (13-under)	Lennie Clements, Chattanooga Classic
1990	128 (16-under)	Tim Simpson, Walt Disney World/Oldsmobile Classic
	128 (12-under)	Jose Maria Olazabal, NEC World Series of Golf; Peter Persons, Chattanooga Classic; Steve Jones, H.E.B. Texas Open
1989	126 (14-under)	Paul Azinger, Texas Open
1988	127 (13-under)	Corey Pavin, Texas Open
1987	128 (16-under)	Robert Wrenn, Buick Open
	128 (14-under)	Joey Sindelar, B.C. Open
1986	128 (12-under)	Hal Sutton, Phoenix Open Invitational; Ernie Gonzalez, Pensacola Open
1985	128 (12-under)	Tim Simpson, Southern Open
1984	130 (14-under)	Chip Beck, Walt Disney World Golf Classic
	130 (11-under)	Lon Hinkle, Panasonic Las Vegas Invitational
	130 (10-under)	Jim Colbert, Texas Open
1983	128 (12-under)	Jim Colbert, Texas Open
1982	127 (15-under)	Tim Norris, Sammy Davis Jr.-Greater Hartford Open
	127 (13-under)	Bob Gilder, Manufacturers Hanover Westchester Classic
1981	129 (13-under)	Lonnie Nielsen, Sammy Davis Jr.-Greater Hartford Open
1980	129 (13-under)	Curtis Strange, Michelob Houston Open
	129 (11-under)	Scott Hoch, Quad Cities Open
1979	128 (14-under)	Ben Crenshaw, Phoenix Open Invitational
1978	128 (14-under)	Phil Hancock, Sammy Davis Jr.-Greater Hartford Open
	128 (12-under)	Ben Crenshaw, San Antonio Texas Open
1977	127 (15-under)	Hale Irwin, Hall of Fame Tournament
1976	130 (12-under)	Roger Maltbie, Phoenix Open Invitational; Buddy Allin, B.C. Open; Rik Massengale, Sammy Davis Jr.-Greater Hartford Open
1975	128 (14-under)	Johnny Miller, Phoenix Open Invitational
1974	130 (12-under)	Dave Stockton, Sammy Davis Jr.-Greater Hartford Open
1973	129 (11-under)	J.C. Snead, Phoenix Open Invitational
1972	131 (13-under)	Dwight Nevil, Westchester Classic
	131 (9-under)	Deane Beman, Greater St. Louis Golf Classic
1971	129 (13-under)	Miller Barber, Phoenix Open Invitational; Paul Harney, Phoenix Open Invitational; Gene Littler, Phoenix Open Invitational
1970	130 (12-under)	Bobby Mitchell, Azalea Open

Low First 54

Season	Score / Stat	Details
2019-20	191 (22-under)	Kevin Na, Shriners Hospitals for Children Open; Dustin Johnson, THE NORTHERN TRUST
2018-19	192 (24-under)	Jim Herman, Barbasol Championship
	192 (18-under)	Matt Kuchar, Sony Open in Hawaii
2017-18	191 (22-under)	Michael Kim, John Deere Classic
2016-17	188 (22-under)	Justin Thomas, Sony Open in Hawaii
2015-16	192 (18-under)	Si Woo Kim, Wyndham Championship
2014-15	193 (20-under)	Jason Day, (61-63-69), BMW Championship
2013-14	189 (27-under)	Patrick Reed, Humana Challenge
2013	189 (24-under)	Phil Mickelson, Waste Management Phoenix Open
2012	194 (19-under)	Louis Oosthuizen, Deutsche Bank Championship; Ryan Moore, Justin Timberlake Shriners Hospitals for Children Open; Jonas Blixt, Justin Timberlake Shriners Hospitals for Children Open
	194 (16-under)	Robert Garrigus, RBC Canadian Open
2011	193 (20-under)	Steve Stricker, John Deere Classic
2010	188 (25-under)	Steve Stricker, John Deere Classic
2009	191 (25-under)	Pat Perez, The 50th Bob Hope Classic
2008	191 (19-under)	Carl Pettersson, Wyndham Championship
2007	191 (19-under)	Tiger Woods, TOUR Championship
2006	193 (17-under)	Corey Pavin, U.S. Bank Championship
2005	191 (19-under)	Ben Crane, U.S. Bank Championship
	192 (18-under)	Kenny Perry, Bank of America Colonial
2004	194 (16-under)	Bart Bryant, Valero Texas Open
2003	189 (21-under)	Tommy Armour III, Valero Texas Open
2002	193 (20-under)	Jeff Sluman, Greater Milwaukee Open
2001	189 (24-under)	Mark Calcavecchia, Phoenix Open
2000	192 (18-under)	Tiger Woods, World Golf Championships-NEC Invitational
1999	193 (17-under)	Brian Henninger, John Deere Classic
1998	194 (22-under)	John Huston, United Airlines Hawaiian Open
1997	191 (22-under)	Steve Jones, Phoenix Open
1996	189 (24-under)	John Cook, FedEx St. Jude Classic
1995	195 (18-under)	Jim Gallagher, Jr., FedEx St. Jude Classic; Fred Funk, Ideon Classic
	195 (15-under)	Ernie Els, GTE Byron Nelson Classic

Low 72

Season	Score / Stat	Details
2019-20	254 (30-under)	Dustin Johnson, THE NORTHERN TRUST
2018-19	258 (22-under)	Matt Kuchar, Sony Open in Hawaii; Rory McIlroy, RBC Canadian Open; J.T. Poston, Wyndham Championship
2017-18	257 (27-under)	Michael Kim, John Deere Classic
2016-17	253 (27-under)	Justin Thomas, Sony Open in Hawaii
2015-16	259 (21-under)	Si Woo Kim, Wyndham Championship
2014-15	257 (23-under)	Jimmy Walker, Sony Open in Hawaii
2013-14	260 (28-under)	Patrick Reed, Humana Challenge
	260 (24-under)	Webb Simpson, Shriners Hospitals for Children Open
2013	256 (28-under)	Phil Mickelson, Waste Management Phoenix Open
	256 (24-under)	Russell Henley, Sony Open in Hawaii
2012	260 (24-under)	Ryan Moore, Justin Timberlake Shriners Hospitals for Children Open
2011	260 (20-under)	Freddie Jacobson, Travelers Championship
2010	258 (26-under)	Steve Stricker, John Deere Classic
	258 (22-under)	Stuart Appleby, The Greenbrier Classic
2009	255 (33-under)	Steve Stricker, The 50th Bob Hope Classic; Pat Perez, The 50th Bob Hope Classic
	258 (22-under)	Kenny Perry, Travelers Championship
2008	259 (21-under)	Carl Pettersson, Wyndham Championship
2007	257 (23-under)	Tiger Woods, TOUR Championship
2006	260 (28-under)	Phil Mickelson, BellSouth Classic
	260 (20-under)	Corey Pavin, U.S. Bank Championship
2005	260 (20-under)	Ben Crane, U.S. Bank Championship
2004	261 (19-under)	Bart Bryant, Valero Texas Open
2003	254 (26-under)	Tommy Armour III, Valero Texas Open
2002	261 (27-under)	Jonathan Byrd, Buick Challenge
	261 (23-under)	Jeff Sluman, Greater Milwaukee Open
	261 (19-under)	Loren Roberts, Valero Texas Open
2001	254 (29-under)	Joe Durant, Bob Hope Chrysler Classic
2000	259 (21-under)	Tiger Woods, World Golf Championships-NEC Invitational
1999	261 (19-under)	J.L. Lewis, John Deere Classic; Mike Brisky, John Deere Classic
1998	260 (28-under)	John Huston, United Airlines Hawaiian Open
1997	258 (26-under)	Steve Jones, Phoenix Open
1996	258 (26-under)	John Cook, FedEx St. Jude Classic
1995	263 (17-under)	Ernie Els, GTE Byron Nelson Classic

Season	Score / Stat	Details
1994	195 (18-under)	Bob Estes, Texas Open
1993	195 (21-under)	Greg Norman, Doral-Ryder Open
	195 (15-under)	David Frost, Hardee's Golf Classic
1992	194 (16-under)	David Frost, Hardee's Golf Classic
1991	195 (18-under)	Hal Sutton, Kemper Open
	195 (15-under)	Lance Ten Broeck, Chattanooga Classic
1990	193 (23-under)	Tim Simpson, Walt Disney World/Oldsobile Classic
	193 (17-under)	Peter Persons, Chattanooga Classic
1989	194 (16-under)	John Daly, Chattanooga Classic; Donnie Hammond, Texas Open
1988	193 (17-under)	Blaine McCallister, Hardee's Golf Classic; Corey Pavin, Texas Open
1987	195 (21-under)	Robert Wrenn, Buick Classic
1986	196 (17-under)	Hal Sutton, Phoenix Open Invitational
	196 (14-under)	Ben Crenshaw, Vantage Championship
1985	197 (13-under)	Jodie Mudd, Texas Open; Tim Simpson, Southern Open
1984	196 (20-under)	Larry Nelson, Walt Disney World Golf Classic
1983	194 (16-under)	Jim Colbert, Texas Open
1982	192 (18-under)	Bob Gilder, Manufacturers Hanover Westchester Classic
1981	196 (20-under)	Bruce Lietzke, Bob Hope Desert Classic; Hale Irwin, Hawaiian Open
1980	195 (18-under)	Curtis Strange, Michelob Houston Open
1979	197 (16-under)	Wayne Levi, Houston Open
	197 (13-under)	Doug Tewell, San Antonio Texas Open
1978	198 (18-under)	Andy Bean, Houston Open
	198 (12-under)	Ben Crenshaw, San Antonio Texas Open
1977	196 (17-under)	Bill Kratzert, Sammy Davis Jr.-Greater Hartford Open; Hale Irwin, Hall of Fame Tournament
1976	200 (16-under)	J.C. Sneed, Andy Williams-San Diego Open
	200 (13-under)	Roger Maltbie, Phoenix Open Invitational; Al Geiberger, Greater Greensboro Open; Rik Massengale, Sammy Davis Jr.-Greater Hartford Open
	200 (10-under)	J.C. Sneed, Sammy Davis Jr.-Greater Hartford Open; Lee Trevino, Colonial National Invitational
1975	196 (17-under)	Johnny Miller, Phoenix Open Invitational
1974	198 (18-under)	Terry Diehl, San Antonio Texas Open
1973	198 (18-under)	Buddy Allin, Florida Citrus Open
1972	198 (12-under)	Deane Beman, Greater St. Louis Golf Classic
1971	194 (19-under)	Paul Harney, Phoenix Open Invitational
1970	198 (15-under)	Bob Murphy, Greater Hartford Open; Bobby Mitchell, Azalea Open
	198 (12-under)	Homero Blancas, Danny Thomas Memphis Classic

Season	Score / Stat	Details
1994	264 (24-under)	Scott Hoch, Bob Hope Chrysler Classic; Greg Norman, THE PLAYERS Championship
1993	259 (21-under)	David Frost, Hardee's Golf Classic
1992	262 (26-under)	John Huston, Walt Disney World/Oldsobile Classic
1991	260 (20-under)	Dillard Pruitt, Chattanooga Classic
1990	260 (20-under)	Peter Persons, Chattanooga Classic
1989	258 (22-under)	Donnie Hammond, Texas Open
1988	259 (21-under)	Corey Pavin, Texas Open
1987	262 (26-under)	Robert Wrenn, Buick Classic
1986	267 (21-under)	Calvin Peete, MONY Tournament of Champions
	267 (17-under)	Hal Sutton, Phoenix Open Invitational; Rick Fehr, B.C. Open
1985	264 (20-under)	Lanny Wadkins, Los Angeles Open
	264 (16-under)	Tim Simpson, Southern Open
1984	265 (15-under)	Hubert Green, Southern Open
1983	261 (19-under)	Jim Colbert, Texas Open
1982	259 (25-under)	Tim Norris, Sammy Davis Jr.-Greater Hartford Open
1981	264 (20-under)	Hubert Green, Sammy Davis Jr.-Greater Hartford Open
1980	265 (15-under)	Lee Trevino, San Antonio Texas Open
1979	265 (23-under)	Andy Bean, Atlanta Classic
1978	264 (24-under)	Rod Funseth, Sammy Davis Jr.-Greater Hartford Open
1977	264 (20-under)	Hale Irwin, Hall of Fame Tournament
1976	266 (18-under)	Rik Massengale, Sammy Davis Jr.-Greater Hartford Open
1975	260 (24-under)	Johnny Miller, Phoenix Open Invitational
1974	265 (23-under)	Lee Trevino, Greater New Orleans Open
1973	264 (20-under)	Billy Casper, Sammy Davis Jr.-Greater Hartford Open
1972	267 (21-under)	Jack Nicklaus, Walt Disney World Open Invitational Open
1971	261 (23-under)	Miller Barber, Phoenix Open Invitational
1970	267 (17-under)	Bob Murphy, Greater Hartford Open
	267 (13-under)	Dave Hill, Danny Thomas Memphis Classic

Highest 72-Hole Winning Score

Season	Score / Stat	Details
2019-20	284 (4-under)	Tyrrell Hatton, Arnold Palmer Invitational presented by Mastercard
2018-19	276 (8-under)	Paul Casey, Valspar Championship
	276 (12-under)	Francesco Molinari, Arnold Palmer Invitational presented by Mastercard
2017-18	281 (1-over)	Brooks Koepka, U.S. Open
2016-17	279 (9-under)	Sergio Garcia, Masters Tournament
2015-16	283 (5-under)	Danny Willett, Masters Tournament
2014-15	281 (7-under)	Alex Cejka, Puerto Rico Open
2013-14	284 (4-under)	Patrick Reed, World Golf Championships-Cadillac Championship
2013	281 (1-over)	Justin Rose, U.S. Open
	281 (3-under)	Phil Mickelson, The Open Championship
2012	281 (1-over)	Webb Simpson, U.S. Open
2011	280 (8-under)	Martin Laird, Arnold Palmer Invitational; Brendan Steele, Valero Texas Open
2010	284 (even)	Graeme McDowell, U.S. Open
2009	280 (8-under)	Y.E. Yang, PGA Championship
2008	283 (3-over)	Padraig Harrington, The Open Championship
	283 (1-under)	Tiger Woods, U.S. Open
	283 (5-under)	Sergio Garcia, THE PLAYERS Championship
2007	289 (1-over)	Zach Johnson, Masters Tournament
2006	285 (5-over)	Geoff Ogilvy, U.S. Open
2005	280 (even)	Michael Campbell, U.S. Open
2004	280 (8-under)	Vijay Singh, PGA Championship
2003	283 (1-under)	Ben Curtis, The Open Championship
2002	280 (8-under)	Craig Perks, THE PLAYERS Championship
2001	280 (8-under)	Scott McCarron, BellSouth Classic
2000	276 (8-under)	David Duval, Buick Classic; Dennis Paulson, Buick Classic
1999	290 (6-over)	Paul Lawrie, The Open Championship
1998	280 (even)	Lee Janzen, U.S. Open
1997	276 (4-under)	Ernie Els, U.S. Open
	276 (12-under)	Phil Blackmar, Shell Houston Open
1996	280 (8-under)	Paul Stankowski, BellSouth Classic
1995	280 (even)	Corey Pavin, U.S. Open; Billy Mayfair, TOUR Championship

Season	Score / Stat	Details
1994	281 (7-under)	Johnny Miller, AT&T Pebble Beach Pro-Am
1993	281 (7-under)	Mike Standly, Freeport-McMoRan Classic; Rocco Mediate, Kmart Greater Greensboro Open
1992	285 (3-under)	Tom Kite, U.S. Open
1991	282 (6-under)	Payne Stewart, U.S. Open
1990	282 (6-under)	John Huston, The Honda Classic; Steve Elkington, Kmart Greater Greensboro Open; Wayne Grady, PGA Championship
1989	283 (5-under)	Nick Faldo, Masters Tournament
1988	281 (7-under)	Sandy Lyle, Masters Tournament
1987	287 (1-under)	Larry Nelson, PGA Championship
1986	287 (1-under)	Kenny Knox, The Honda Classic
1985	285 (3-under)	Joey Sindelar, Greater Greensboro Open
1984	276 (4-under)	Fuzzy Zoeller, U.S. Open
1983	287 (1-under)	Fred Couples, Kemper Open
1982	278 (2-under)	Craig Stadler, World Series of Golf
1981	281 (1-over)	Bruce Lietzke, Byron Nelson Golf Classic
1980	280 (4-under)	Doug Tewell, Sea Pines Heritage Classic
1979	284 (even)	Hale Irwin, U.S. Open
1978	289 (1-over)	Jack Nicklaus, Tournament Players Championship
1977	289 (1-over)	Mark Hayes, Tournament Players Championship
1976	288 (4-over)	Al Geiberger, Western Open
	288 (even)	Roger Maltbie, Memorial Tournament
1975	287 (3-over)	Lou Graham, U.S. Open
1974	287 (7-over)	Hale Irwin, U.S. Open
	287 (3-over)	Tom Watson, Western Open
1973	283 (5-under)	Tommy Aaron, Masters Tournament; Dave Hill, Danny Thomas Memphis Classic
1972	290 (2-over)	Jack Nicklaus, U.S. Open
1971	283 (3-over)	Gene Littler, Colonial National Invitational
1970	282 (2-over)	Gibby Gilbert, Houston Champions International

Largest Winning Margin

Season	Score / Stat	Details
2019-20	11 Strokes	Dustin Johnson, THE NORTHERN TRUST
2018-19	7 strokes	Rory McIlroy, RBC Canadian Open
2017-18	8 strokes	Dustin Johnson, Sentry Tournament of Champions; Francesco Molinari, Quicken Loans National; Michael Kim, John Deere Classic
2016-17	7 strokes	Hideki Matsuyama, World Golf Championships-HSBC Champions; Justin Thomas, Sony Open in Hawaii
2015-16	8 strokes	Jordan Spieth, Hyundai Tournament of Champions
2014-15	9 strokes	Jimmy Walker, Sony Open in Hawaii
2013-14	8 strokes	Martin Kaymer, U.S. Open
2013	7 strokes	Tiger Woods, World Golf Championships-Bridgestone Invitational
2012	8 strokes	Rory McIlroy, PGA Championship
2011	8 strokes	Rory McIlroy, U.S. Open
2010	7 strokes	Louis Oosthuizen, The Open Championship
2009	10 strokes	Brian Gay, Verizon Heritage
2008	8 strokes	Tiger Woods, Buick Invitational
2007	8 strokes	Tiger Woods, World Golf Championships-Bridgestone Invitational; Tiger Woods, TOUR Championship
2006	13 strokes	Phil Mickelson, BellSouth Classic
2005	7 strokes	Kenny Perry, Bank of America Colonial
2004	6 strokes	Chad Campbell, Bay Hill Invitational
2003	11 strokes	Tiger Woods, Bay Hill Invitational
2002	7 strokes	K.J. Choi, Tampa Bay Classic
2001	8 strokes	Mark Calcavecchia, Phoenix Open
2000	15 strokes	Tiger Woods, U.S. Open
1999	9 strokes	David Duval, Mercedes Championships
1998	7 strokes	John Huston, United Airlines Hawaiian Open; Davis Love III, MCI Classic
1997	12 strokes	Tiger Woods, Masters Tournament
1996	8 strokes	Ernie Els, Buick Classic; Steve Stricker, Motorola Western Open
1995	6 strokes	Duffy Waldorf, La Cantera Texas Open

Season	Score / Stat	Details
1994	6 strokes	Nick Price, PGA Championship
1993	8 strokes	Davis Love III, Las Vegas Invitational
1992	9 strokes	Fred Couples, Nestle Invitational
1991	4 strokes	Lanny Wadkins, United Hawaiian Open; Paul Azinger, AT&T Pebble Beach National Pro-Am
1990	12 strokes	Jose Maria Olazabal, World Series Of Golf
1989	7 strokes	Mark Calcavecchia, Phoenix Open Invitational; Donnie Hammond, Texas Open
1988	8 strokes	Corey Pavin, Texas Open
1987	7 strokes	Tom Kite, Kemper Open; Robert Wrenn, Buick Open; Ken Brown, Southern Open
1986	7 strokes	Doug Tewell, Glen Campbell Los Angeles Open; Greg Norman, Panasonic Las Vegas Invitational
1985	7 strokes	Lanny Wadkins, Glen Campbell Los Angeles Open
1984	6 strokes	George Archer, Bank of Boston Classic; Hubert Green, Southern Open
1983	5 strokes	Gary Koch, Doral-Eastern Open; Lanny Wadkins, Greater Greensboro Open; David Graham, Houston Coca-Cola Open; Jim Colbert, Texas Open
1982	7 strokes	Craig Stadler, Kemper Open; Calvin Peete, B.C. Open; Calvin Peete, Pensacola Open
1981	7 strokes	Andy Bean, Bay Hill Classic
1980	7 strokes	Larry Nelson, Atlanta Classic; Jack Nicklaus, PGA Championship
1979	8 strokes	Andy Bean, Atlanta Classic
1978	5 strokes	Andy Bean, Kemper Open; Tom Kite, B.C. Open
1977	7 strokes	Jerry Pate, Southern Open; Rik Massengale, Bob Hope Desert Classic
1976	8 strokes	Raymond Floyd, Masters Tournament
1975	14 strokes	Johnny Miller, Phoenix Open Invitational
1974	8 strokes	Lee Trevino, Greater New Orleans Open; Johnny Miller, Kaiser International
1973	8 strokes	Buddy Allin, Florida Citrus Open
1972	9 strokes	Jack Nicklaus, Walt Disney World Open Invitational
1971	8 strokes	Jack Nicklaus, Tournament of Champions
1970	7 strokes	Frank Beard, Tournament of Champions; Tony Jacklin, U.S. Open

Low Start by a Winner

Season	Score / Stat	Details
2019-20	63 (8-under)	Brendon Todd, Mayakoba Golf Classic; Nick Taylor, AT&T Pebble Beach Pro-Am
2018-19	63 (9-under)	Adam Long, Desert Classic; Justin Rose, Farmers Insurance Open; Nate Lashley, Rocket Mortgage Classic
	63 (8-under)	J.B. Holmes, Genesis Open
	63 (7-under)	Matt Kuchar, Sony Open in Hawaii; Brooks Koepka, PGA Championship
2017-18	59 (11-under)	Brandt Snedeker, Wyndham Championship
2016-17	59 (11-under)	Justin Thomas, Sony Open in Hawaii
2015-16	63 (9-under)	Jason Day, THE PLAYERS Championship
	63 (7-under)	Sergio Garcia, AT&T Byron Nelson
2014-15	61 (10-under)	Jason Day, BMW Championship
2013-14	63 (9-under)	Ryan Moore, CIMB Classic; Patrick Reed, Humana Challenge; Martin Kaymer, THE PLAYERS Championship
	63 (8-under)	Brian Harman, John Deere Classic
	63 (7-under)	Ben Crane, FedEx St. Jude Classic; Camilo Villegas, Wyndham Championship
2013	60 (11-under)	Phil Mickelson, Waste Management Phoenix Open
2012	61 (10-under)	Ryan Moore, Justin Timberlake Shriners Hospitals for Children Open
2011	62 (8-under)	David Toms, Crowne Plaza Invitational at Colonial; Adam Scott, World Golf Championships-Bridgestone Invitational
2010	60 (11-under)	Steve Stricker, John Deere Classic
2009	61 (11-under)	Pat Perez, The 50th Bob Hope Classic
	61 (9-under)	Kenny Perry, Travelers Championship
2008	62 (10-under)	Marc Turnesa, Justin Timberlake Shriners Hospitals for Children Open
	63 (9-under)	Johnson Wagner, Shell Houston Open
	63 (7-under)	Richard S. Johnson, U.S. Bank Championship in Milwaukee
2007	62 (8-under)	Fred Funk, Mayakoba Golf Classic; Hunter Mahan, Travelers Championship
2006	61 (9-under)	Corey Pavin, U.S. Bank Championship
2005	62 (10-under)	Phil Mickelson, AT&T Pebble Beach National Pro-Am
	62 (9-under)	Peter Lonard, MCI Heritage
	62 (8-under)	Justin Leonard, FedEx St. Jude Classic; Ben Crane, U.S. Bank Championship; Robert Gamez, Valero Texas Open; Bart Bryant, TOUR Championship
2004	63 (9-under)	Vijay Singh, Buick Open
	63 (7-under)	Stewart Cink, World Golf Championships-NEC Invitational
2003	62 (10-under)	Stuart Appleby, Las Vegas Invitational
2002	63 (8-under)	K.J. Choi, Tampa Bay Classic
2001	61 (10-under)	Bob Estes, FedEx St. Jude Classic
2000	63 (8-under)	Tom Lehman, Phoenix Open
	63 (7-under)	Paul Azinger, Sony Open in Hawaii
1999	65 (7-under)	Jesper Parnevik, Greater Greensboro Chrysler Classic
	65 (6-under)	Carlos Franco, Greater Milwaukee Open
1998	63 (9-under)	John Huston, United Airlines Hawaiian Open
1997	62 (10-under)	Steve Jones, Phoenix Open Invitational
1996	62 (10-under)	Tim Herron, The Honda Classic
1995	63 (9-under)	Kenny Perry, Bob Hope Chrysler Classic; Woody Austin, Buick Open

Season	Score / Stat	Details
1994	62 (9-under)	Bob Estes, Texas Open
1993	63 (9-under)	Howard Twitty, United Airlines Hawaiian Open
	63 (8-under)	Jim Gallagher, Jr., TOUR Championship
1992	62 (8-under)	David Frost, Hardee's Golf Classic
1991	63 (9-under)	Mark Brooks, Greater Milwaukee Open
1990	61 (9-under)	Jose Maria Olazabal, NEC World Series of Golf
1989	64 (8-under)	Greg Norman, Greater Milwaukee Open
1988	62 (10-under)	Bob Lohr, Walt Disney World/Oldsmobile Classic
1987	64 (8-under)	Mike Reid, Seiko Tucson Open
1986	64 (7-under)	Hal Sutton, Phoenix Open Invitational
1985	63 (8-under)	Lanny Wadkins, Glen Campbell Los Angeles Open
1984	64 (6-under)	Peter Jacobsen, Colonial National Invitational
1983	63 (9-under)	Fuzzy Zoeller, Panasonic Las Vegas Pro-Celebrity Classic
1982	63 (8-under)	Tim Norris, Sammy Davis Jr.-Greater Hartford Open
	63 (7-under)	Jay Haas, Texas Open
1981	65 (7-under)	Bruce Lietzke, Bob Hope Desert Classic
	65 (6-under)	Hale Irwin, Buick Open; David Graham, Phoenix Open Invitational; Morris Hatafsky, Hall of Fame Tournament
1980	63 (7-under)	Bruce Lietzke, Colonial National Invitational; Jack Nicklaus, U.S. Open; Scott Hoch, Quad Cities Open
1979	61 (11-under)	Jerry McGee, Kemper Open
1978	63 (9-under)	Tom Watson, Joe Garagiola Tucson Open
1977	64 (8-under)	Rik Massengale, Bob Hope Desert Classic
	64 (6-under)	Jerry Pate, Southern Open
1976	63 (8-under)	David Graham, American Express Westchester Classic
1975	64 (8-under)	Johnny Miller, Bob Hope Desert Classic
1974	62 (10-under)	Johnny Miller, Dean Martin Tucson Open
1973	64 (8-under)	Lee Trevino, Doral-Eastern Open
1972	64 (7-under)	Dave Hill, Monsanto Open
1971	64 (8-under)	Arnold Palmer, Westchester Classic
	64 (7-under)	Dave Eichelberger, Greater Milwaukee Open
1970	63 (7-under)	Dave Hill, Danny Thomas Memphis Classic

High Start by a Winner

Season	Score / Stat	Details
2019-20	75 (5-over)	Jon Rahm, BMW Championship
2018-19	73 (1-over)	Graeme McDowell, Corales Puntacana Resort & Club Championship
2017-18	75 (5-over)	Brooks Koepka, U.S. Open
2016-17	73 (2-over)	Justin Thomas, PGA Championship
	73 (1-over)	Cody Gribble, Sanderson Farms Championship
2015-16	73 (1-over)	Brandt Snedeker, Farmers Insurance Open; Jhonattan Vegas, RBC Canadian Open
2014-15	73 (1-over)	Jason Day, Farmers Insurance Open
2013-14	74 (3-over)	Justin Rose, Quicken Loans National
2013	73 (2-over)	Kevin Streelman, Tampa Bay Championship
2012	72 (2-over)	Webb Simpson, U.S. Open
	72 (1-over)	Bill Haas, Northern Trust Open; Tiger Woods, AT&T National
2011	72 (even)	Scott Piercy, Reno-Tahoe Open
2010	73 (1-over)	Bill Lunde, Turning Stone Championship
2009	73 (3-over)	Phil Mickelson, TOUR Championship
	73 (1-over)	Y.E. Yang, PGA Championship
2008	74 (4-over)	Padraig Harrington, The Open Championship
2007	75 (4-over)	Mark Calcavecchia, PODS Championship
2006	72 (2-over)	Jeff Maggert, FedEx St. Jude Classic
	72 (even)	Luke Donald, The Honda Classic
2005	74 (2-over)	Phil Mickelson, BellSouth Classic; Tiger Woods, Masters Tournament
	74 (1-over)	Stuart Appleby, Mercedes Championships
2004	74 (2-over)	Vijay Singh, Shell Houston Open
2003	73 (1-over)	Ben Crane, BellSouth Classic
2002	73 (even)	Sergio Garcia, Mercedes Championships
	73 (2-over)	Dan Forsman, SEI Pennsylvania Classic
2001	73 (2-over)	Robert Allenby, Nissan Open; Mike Weir, TOUR Championship
2000	72 (even)	Vijay Singh, Masters Tournament; Tiger Woods, Bell Canadian Open
1999	73 (2-over)	Paul Lawrie, The Open Championship
1998	74 (2-over)	Mark O'Meara, Masters Tournament
1997	75 (3-over)	Jeff Sluman, Tucson Chrysler Classic
1996	75 (3-over)	Mark O'Meara, Greater Greensboro Chrysler Classic
1995	73 (3-over)	Greg Norman, NEC World Series of Golf
	73 (1-over)	Payne Stewart, Shell Houston Open; Billy Mayfair, Motorola Western Open

Low Finish by a Winner

Season	Score / Stat	Details
2019-20	62 (9-under)	Brendon Todd, Bermuda Championship
2018-19	61 (9-under)	Rory McIlroy, RBC Canadian Open
2017-18	62 (8-under)	Francesco Molinari, Quicken Loans National
2016-17	61 (9-under)	Hideki Matsuyama, World Golf Championships-Bridgestone Invitational
2015-16	61 (10-under)	Smylie Kaufman, Shriners Hospitals for Children Open
2014-15	62 (8-under)	Jason Day, The Barclays
2013-14	63 (7-under)	Jimmy Walker, Sony Open in Hawaii; Camilo Villegas, Wyndham Championship
2013	63 (10-under)	Dustin Johnson, Hyundai Tournament of Champions
	63 (9-under)	Brian Gay, Humana Challenge; Martin Laird, Valero Texas Open
	63 (7-under)	Russell Henley, Sony Open in Hawaii
2012	60 (10-under)	Tommy Gainey, The McGladrey Classic
2011	63 (7-under)	Ben Crane, The McGladrey Classic
2010	59 (11-under)	Stuart Appleby, The Greenbrier Classic
2009	63 (7-under)	Kenny Perry, Travelers Championship
2008	63 (8-under)	Vijay Singh, Deutsche Bank Championship
	63 (7-under)	Cameron Beckman, Frys.com Open
2007	62 (8-under)	Woody Austin, Stanford St. Jude Championship
2006	63 (9-under)	Kirk Triplett, Chrysler Classic of Tucson
	63 (8-under)	Tiger Woods, Deutsche Bank Championship
2005	61 (9-under)	Brad Faxon, Buick Championship
2004	62 (10-under)	Ryan Palmer, FUNAI Classic at Walt Disney World Resort
2003	62 (10-under)	J.L. Lewis, 84 Lumber Classic of Pennsylvania
2002	62 (10-under)	Phil Tataurangi, Invenys Classic at Las Vegas
2001	63 (9-under)	Davis Love III, AT&T Pebble Beach National Pro-Am; Bob Estes, Invenys Classic at Las Vegas
	63 (7-under)	Sergio Garcia, MasterCard Colonial
2000	62 (10-under)	Duffy Waldorf, National Car Rental Golf Classic
1999	59 (13-under)	David Duval, Bob Hope Chrysler Classic
1998	64 (8-under)	Scott Simpson, Buick Invitational; David Duval, Shell Houston Open
1997	63 (9-under)	John Cook, Bob Hope Chrysler Classic
1996	63 (8-under)	Fred Funk, B.C. Open
1995	61 (10-under)	Hal Sutton, B.C. Open

Season	Score / Stat	Details
1994	74 (2-over)	Jose Maria Olazabal, Masters Tournament
1993	75 (3-over)	Phil Mickelson, Buick Invitational
1992	73 (1-over)	Greg Norman, Canadian Open
1991	73 (1-over)	Ian Woosnam, USF&G Classic
1990	72 (even)	David Ishii, Hawaiian Open
1989	76 (4-over)	Steve Jones, Bob Hope Chrysler Classic; Mike Sullivan, Independent Insurance Agent Open
1988	73 (1-over)	Curtis Strange, Memorial Tournament
1987	75 (3-over)	Lanny Wadkins, Doral-Ryder Open
1986	75 (5-over)	Raymond Floyd, U.S. Open
1985	72 (even)	Bernhard Langer, Masters Tournament; Bill Glasson, Kemper Open
1984	73 (1-over)	Greg Norman, Canadian Open
1983	75 (4-over)	Larry Nelson, U.S. Open
1982	75 (3-over)	Craig Stadler, Masters Tournament
1981	74 (2-over)	Ed Fiori, Western Open
1980	74 (2-over)	Raymond Floyd, Doral-Eastern Open Invitational
1979	76 (4-over)	Fuzzy Zoeller, Andy Williams-San Diego Open
1978	76 (4-over)	Bruce Lietzke, Canadian Open
1977	72 (even)	Mark Hayes, Tournament Players Championship; Jack Nicklaus, Memorial Tournament; Al Geiberger, Danny Thomas Memphis Open
1976	75 (3-over)	Ben Crenshaw, Bing Crosby National Pro-Am
1975	74 (3-over)	Lou Graham, U.S. Open
1974	73 (3-over)	Hale Irwin, U.S. Open; Lee Trevino, PGA Championship
1973	73 (2-over)	Rod Funseth, Glen Campbell Los Angeles Open
1972	73 (1-over)	Gary Player, Greater New Orleans Open
1971	75 (4-over)	Buddy Allin, Greater Greensboro Open
1970	76 (4-over)	Pete Brown, Andy Williams-San Diego Open

Season	Score / Stat	Details
1994	64 (7-under)	Bill Glasson, Phoenix Open Invitational
	64 (6-under)	Nick Price, Southwestern Bell Colonial
1993	62 (10-under)	Tom Kite, Bob Hope Chrysler Classic
	62 (8-under)	Fulton Allem, World Series of Golf
1992	62 (10-over)	Davis Love III, Kmart Greater Greensboro Open; John Huston, Walt Disney World/Oldsobile Classic
1991	64 (8-under)	Mark Brooks, Kmart Greater Greensboro Open; Mark O'Meara, Walt Disney World/Oldsobile Classic
	64 (7-under)	Bruce Fleisher, New England Classic
	64 (6-under)	Tom Purtzer, Southwestern Bell Colonial; D.A. Weibring, Hardee's Golf Classic; Dillard Pruitt, Chattanooga Classic
1990	62 (10-under)	Greg Norman, Doral-Ryder Open
1989	63 (9-under)	Bill Britton, Beatrice Western Open
1988	64 (8-under)	Tom Purtzer, Southwest; Chip Beck, USF&G Classic
1987	63 (9-under)	Larry Nelson, Walt Disney World/Oldsobile Classic
1986	62 (9-under)	Mac O'Grady, Canon Sammy Davis Jr.-Greater Hartford Open
1985	63 (9-under)	Lanny Wadkins, Walt Disney World/Oldsobile Classic
1984	63 (8-under)	Gary Koch, Bay Hill Classic; Ronnie Black, Anheuser-Busch Golf Classic
1983	63 (9-under)	Calvin Peete, Georgia-Pacific Atlanta Golf Classic
1982	63 (7-under)	Payne Stewart, Miller High-Life Quad Cities Open
	65 (7-under)	Lanny Wadkins, Buick Open
1981	62 (9-under)	Ron Streck, Michelob Houston Open
1980	65 (5-under)	Lee Trevino, San Antonio Texas Open; Tom Watson, World Series of Golf
1979	64 (7-under)	Lou Graham, IVB-Philadelphia Golf Classic
1978	62 (8-under)	Ron Streck, San Antonio Texas Open
1977	64 (6-under)	Mike Hill, Ohio Kings Island Open
1976	63 (9-under)	Johnny Miller, Bob Hope Desert Classic
	63 (7-under)	Jerry Pate, Canadian Open
1975	61 (11-under)	Johnny Miller, Dean Martin Tucson Open
1974	64 (7-under)	Dave Stockton, Quad Cities Open
	65 (7-under)	Hubert Green, Bob Hope Desert Classic; Lee Trevino, Greater New Orleans Open; Dave Hill, Houston Open
1973	63 (8-under)	Johnny Miller, U.S. Open
1972	64 (8-under)	Grier Jones, Hawaiian Open; Jack Nicklaus, Walt Disney World Open Invitational
1971	65 (7-under)	George Archer, Andy Williams-San Diego Open
	65 (6-under)	Miller Barber, Phoenix Open Invitational; Bobby Mitchell, Cleveland Open Invitational
1970	63 (8-under)	George Knudson, Robinson Open Golf Classic

High Finish by a Winner

Season	Score / Stat	Details
2019-20	75 (3-over)	Jon Rahm, the Memorial Tournament presented by Nationwide
2018-19	74 (4-over)	Brooks Koepka, PGA Championship
	74 (3-over)	Rickie Fowler, Waste Management Phoenix Open
2017-18	73 (1-over)	Webb Simpson, THE PLAYERS Championship
2016-17	71 (1-over)	Rickie Fowler, The Honda Classic
	71 (even)	Dustin Johnson, Genesis Open; Adam Hadwin, Valspar Championship
2015-16	70 (even)	Adam Scott, The Honda Classic
2014-15	73 (1-over)	Sangmoon Bae, Frys.com Open
2013-14	76 (4-over)	Steven Bowditch, Valero Texas Open
2013	72 (even)	Tiger Woods, Farmers Insurance Open
2012	72 (2-over)	Zach Johnson, Crowne Plaza Invitational at Colonial
	72 (even)	Ben Curtis, Valero Texas Open
2011	75 (3-over)	Martin Laird, Arnold Palmer Invitational
2010	74 (3-over)	Graeme McDowell, U.S. Open
	74 (2-over)	Dustin Johnson, AT&T Pebble Beach National Pro-Am
2009	73 (3-over)	Lucas Glover, U.S. Open
2008	75 (3-over)	Trevor Immelman, Masters Tournament
2007	73 (1-over)	Tiger Woods, World Golf Championships-CA Championship; Steve Flesch, Turning Stone Resort Championship
2006	72 (2-over)	Geoff Ogilvy, U.S. Open
	72 (1-over)	Rory Sabbatini, Nissan Open
	72 (even)	Arron Oberholser, AT&T Pebble Beach National Pro-Am; Tiger Woods, Buick Invitational; Rod Pampling, Bay Hill Invitational
2005	75 (4-over)	Peter Lonard, MCI Heritage
2004	76 (4-over)	Vijay Singh, PGA Championship
2003	73 (1-over)	David Toms, Wachovia Championship
2002	73 (2-over)	Justin Leonard, WORLDCOM CLASSIC
2001	73 (1-over)	Scott McCarron, BellSouth Classic
2000	72 (even)	Robert Allenby, Shell Houston Open
1999	73 (1-over)	David Duval, THE PLAYERS Championship; Tiger Woods, National Car Rental Golf Classic at Walt Disney World Resort
1998	73 (1-over)	David Duval, Tucson Chrysler Classic; Ernie Els, Bay Hill Invitational
1997	71 (1-under)	Mark O'Meara, Buick Invitational; Stuart Appleby, The Honda Classic
1996	72 (even)	David Ogryn, La Cantera Texas Open
1995	73 (3-over)	Billy Mayfair, TOUR Championship
	73 (2-over)	Fred Funk, Ideon Classic at Pleasant Valley

Season	Score / Stat	Details
1994	74 (2-over)	Johnny Miller, AT&T Pebble Beach National Pro-Am
1993	71 (1-over)	Scott Simpson, GTE Byron Nelson Golf Classic
	71 (1-under)	Brett Ogle, AT&T Pebble Beach National Pro-Am
1992	72 (even)	Steve Elkington, Tournament of Champions; Tom Kite, U.S. Open; David Frost, Hardee's Golf Classic
1991	75 (3-over)	Steve Pate, The Honda Classic
1990	72 (even)	Mark O'Meara, AT&T Pebble Beach National Pro-Am; David Ishii, Hawaiian Open; Dan Forsman, Shearson Lehman
1989	72 (1-over)	Wayne Grady, Manufacturers Hanover Westchester Classic
1988	74 (2-over)	Steve Jones, AT&T Pebble Beach National Pro-Am; Curtis Strange, Nabisco Championship
1987	72 (1-over)	Paul Azinger, Canon Sammy Davis Jr.-Hartford Open
	72 (even)	Larry Nelson, PGA Championship
1986	71 (1-over)	Dan Pohl, World Series of Golf
	71 (even)	Hal Sutton, Phoenix Open Invitational
	71 (1-under)	John Mahaffey, Tournament Players Championship; Bob Murphy, Canadian Open
1985	74 (2-over)	Curtis Strange, The Honda Classic; Scott Verplank, Western Open
	74 (4-over)	Andy North, U.S. Open
1984	73 (1-over)	Greg Norman, Kemper Open
1983	77 (5-over)	Fred Couples, Kemper Open
1982	75 (3-over)	Danny Edwards, Greater Greensboro Open
1981	75 (3-over)	Larry Nelson, Greater Greensboro Open
1980	74 (3-over)	Dave Eichelberger, Bay Hill Classic
1979	77 (5-over)	Lon Hinkle, Bing Crosby National Pro-Am
1978	75 (3-over)	Jack Nicklaus, Tournament Players Championship
1977	74 (2-over)	Gene Littler, Houston Open; Lee Trevino, Canadian Open
1976	76 (4-over)	Roger Maltbie, Memorial Tournament
1975	73 (2-over)	Lou Graham, U.S. Open
	73 (1-over)	Gene Littler, Bing Crosby National Pro-Am
1974	73 (3-over)	Hale Irwin, U.S. Open
	73 (1-over)	Allen Miller, Tallahassee Open
1973	75 (4-over)	Homero Blancas, Monsanto Open
1972	74 (2-over)	Jack Nicklaus, Masters Tournament; Jack Nicklaus, U.S. Open; Gary Player, PGA Championship
1971	74 (4-over)	Jerry Heard, American Golf Classic
1970	72 (1-over)	Billy Casper, Los Angeles Open
	72 (even)	Bob Stone, Florida Citrus Open; Ken Still, Kaiser International Open Invitational

Largest 18-Hole Lead

Season	Score / Stat	Details
2019-20	3 strokes	Nick Taylor, AT&T Pebble Beach Pro-Am; Matt Kuchar, The Genesis Invitational; Mackenzie Hughes, Travelers Championship
2018-19	3 strokes	Phil Mickelson, Desert Classic; Jon Rahm, World Golf Championships-FedEx St. Jude Invitational
2017-18	4 strokes	Brandt Snedeker, Wyndham Championship
2016-17	4 strokes	Charley Hoffman, Masters Tournament
2015-16	3 strokes	Scott Piercy, CIMB Classic; Camilo Villegas, Northern Trust Open; William McGirt, World Golf Championships-Bridgestone Invitational; Phil Mickelson, The Open Championship
2014-15	4 strokes	J.B. Holmes, World Golf Championships-Cadillac Championship; Jason Day, BMW Championship
2013-14	3 strokes	Adam Scott, Arnold Palmer Invitational; Rory McIlroy, the Memorial Tournament; Martin Kaymer, U.S. Open
2013	4 strokes	Phil Mickelson, Waste Management Phoenix Open
2012	3 strokes	Padraig Harrington, Transitions Championship; Matt Every, Valero Texas Open; Michael Thompson, U.S. Open; Troy Matteson, John Deere Classic; Nick O'Hern, Frys.com Open
2011	3 strokes	Spencer Levin, Arnold Palmer Invitational; Rory McIlroy, U.S. Open
2010	3 strokes	Chris Stroud, Children's Miracle Network Classic
2009	3 strokes	Camilo Villegas, Buick Invitational; Luke Donald, Memorial Tournament
2008	4 strokes	Hunter Mahan, The Barclays; Anthony Kim, TOUR Championship
2007	4 strokes	Jesper Parnevik, Valero Texas Open
2006	4 strokes	Justin Rose, FUNAI Classic at Walt Disney World Resort
2005	3 strokes	Phil Mickelson, AT&T Pebble Beach National Pro-Am; Chad Campbell, Honda Classic; Jim Furyk, Barclays Classic; Colin Montgomerie, World Golf Championships-American Express Championship
2004	3 strokes	Charles Howell III, Booz Allen Classic; Corey Pavin, Buick Championship; Ted Purdy, Valero Texas Open; Vijay Singh, 84 LUMBER Classic
2003	3 strokes	Fred Funk, Nissan Open; Darren Clarke, Masters Tournament; Briny Baird, Buick Classic
2002	3 strokes	Mike Weir, Mercedes Championships
2001	3 strokes	Paul Stankowski, Compaq Classic of New Orleans; Bob Estes, FedEx St. Jude Classic
2000	3 strokes	Harrison Frazar, Memorial Tournament; Nick Price, Advil Western Open; Esteban Toledo, B.C. Open; Jeff Maggert, Buick Challenge
1999	2 strokes	Tommy Tolles, Sony Open in Hawaii; Ben Bates, Greater Milwaukee Open; Sergio Garcia, PGA Championship; Robert Friend, Buick Challenge
1998	3 strokes	Loren Roberts, Greater Milwaukee Open
1997	4 strokes	Sonny Skinner, Buick Open
1996	2 strokes	Tim Herron, The Honda Classic; Nolan Henke, Greater Milwaukee Open; Scott Dunlap, Bell Canadian Open
1995	2 strokes	John Huston, Mercedes Championships; Duffy Waldorf, Phoenix Open; Mark Brooks, Nestle Invitational; Woody Austin, Buick Open

Largest 36-Hole Lead

Season	Score / Stat	Details
2019-20	3 strokes	Collin Morikawa, Workday Charity Open
2018-19	7 strokes	Brooks Koepka, PGA Championship
2017-18	5 strokes	Webb Simpson, THE PLAYERS Championship
2016-17	6 strokes	Sung Kang, Shell Houston Open
2015-16	6 strokes	Jhonattan Vegas, Barbasol Championship
2014-15	5 strokes	Jordan Spieth, Masters Tournament; Jason Day, BMW Championship
2013-14	7 strokes	Adam Scott, Arnold Palmer Invitational
2013	7 strokes	Tiger Woods, World Golf Championships-Bridgestone Invitational
2012	5 strokes	Steve Stricker, Hyundai Tournament of Champions; Spencer Levin, Waste Management Phoenix Open
2011	7 strokes	David Toms, Crowne Plaza Invitational at Colonial
2010	5 strokes	Louis Oosthuizen, The Open Championship
2009	4 strokes	Tiger Woods, PGA Championship
2008	4 strokes	Tiger Woods, Buick Invitational; Phil Mickelson, Northern Trust Open; Parker McLachlin, Legends Reno-Tahoe Open
2007	4 strokes	Jesper Parnevik, Valero Texas Open
2006	6 strokes	Phil Mickelson, BellSouth Classic
2005	6 strokes	Darren Clarke, MCI Heritage
2004	3 strokes	Carl Pettersson, The Honda Classic; Stewart Cink, World Golf Championships-NEC Invitational
2003	5 strokes	Tiger Woods, World Golf Championships-American Express Championship; Shigeki Maruyama, Chrysler Classic of Greensboro
2002	4 strokes	Pat Perez, AT&T Pebble Beach National Pro-Am; Tiger Woods, Bay Hill Invitational, Buick Open
2001	5 strokes	Brad Faxon, Sony Open in Hawaii; Mark Calcavecchia, Phoenix Open
2000	7 strokes	Tiger Woods, World Golf Championships-NEC Invitational
1999	5 strokes	David Duval, Mercedes Championships; Fred Funk, B.C. Open
1998	7 strokes	David Duval, Tucson Chrysler Classic
1997	5 strokes	Steve Jones, Phoenix Open
1996	6 strokes	Tim Herron, The Honda Classic
1995	4 strokes	Tom Lehman, MCI Classic; D.A. Weibring, Quad City Classic

Season	Score / Stat	Details
1994	4 strokes	Jose Maria Olazabal, Freeport-McMoran Classic
1993	5 strokes	Jim Gallagher, Jr., TOUR Championship
1992	3 strokes	Billy Ray Brown, THE PLAYERS Championship
1991	3 strokes	Lanny Wadkins, Tournament of Champions; Scott Hoch, Buick Open
1990	4 strokes	Fred Couples, Memorial Tournament; Jose Maria Olazabal, World Series of Golf
1989	4 strokes	Bob Tway, Walt Disney World/Oldsmobile Classic
1988	3 strokes	Davis Love III, Phoenix Open Invitational; Jeff Sluman, Southern Open
1987	4 strokes	Mike Sullivan, The Honda Classic
1986	3 strokes	Fred Couples, Kemper Open
1985	4 strokes	Tom Kite, Tournament of Champions
1984	3 strokes	David Graham, Tournament of Champions; Ralph Landrum, Pensacola Open
1983	4 strokes	George Burns, Kemper Open
1982	4 strokes	Terry Mauney, Glen Campbell Los Angeles Open; Larry Rinker, Tallahassee Open
1981	3 strokes	Calvin Peete, B.C. Open
1980	2 strokes	Dan Pohl, Bay Hill Classic; Jerry Pate, Sea Pines Heritage Classic; Tom Purtzer, Greater Greensboro Open; Bob Murphy, Tallahassee Open; Tom Watson, Byron Nelson Golf Classic; Tom Watson, World Series of Golf; Bruce Lietzke, Colonial National Invitational; Bob Shearer, Atlanta Classic; Scott Hoch, Quad Cities Open; Jim Simons, Sammy Davis Jr.-Greater Hartford Open; Barry Jaeckel, Hall of Fame Tournament
1979	4 strokes	Mark Lye, Atlanta Classic; Dana Quigley, Hall of Fame Tournament
1978	3 strokes	Tom Watson, Joe Garagiola Tucson Open; Tom Watson, Bing Crosby National Pro-Am; Jeff Hewes, Canadian Open
1977	3 strokes	Rik Massengale, Bob Hope Desert Classic; Fred Marti, Pleasant Valley Classic
1976	3 strokes	Mike Reid, U.S. Open
1975	3 strokes	Bob Stanton, Jackie Gleason's Innervary Classic; Jack Nicklaus, Sea Pines Heritage Classic; Tom Weiskopf, Greater Greensboro Open; David Graham, Western Open
1974	4 strokes	Johnny Miller, Dean Martin Tucson Open
1973	5 strokes	Gibby Gilbert, World Open Golf Championship
1972	3 strokes	Jack Nicklaus, Bing Crosby National Pro-Am
1971	3 strokes	Charles Coody, Masters Tournament
1970	3 strokes	Rod Funseth, San Antonio Texas Open

Season	Score / Stat	Details
1994	5 strokes	Nick Price, PGA Championship
1993	3 strokes	Payne Stewart, Buick Invitational of California; Steve Stricker, Canadian Open; Tom Lehman, Buick Southern Open
1992	4 strokes	Davis Love III, Los Angeles Open; Chip Beck, Freeport-McMoRan; Bruce Lietzke, Canadian Open
1991	4 strokes	Blaine McCallister, H-E-B Texas Open; Jeff Maggert, Independent Insurance Agent Open
1990	9 strokes	Jose Maria Olazabal, World Series of Golf
1989	5 strokes	Fuzzy Zoeller, Memorial Tournament
1988	4 strokes	Paul Azinger, Hertz Bay Hill Classic; Larry Nelson, Atlanta Classic
1987	8 strokes	Joey Sindelar, B.C. Open
1986	5 strokes	Sandy Lyle, Greater Greensboro Open
1985	5 strokes	Calvin Peete, Phoenix Open Invitational
1984	6 strokes	Nick Price, Canadian Open
1983	6 strokes	Hal Sutton, Anheuser-Busch Golf Classic
1982	6 strokes	Roger Maltbie, Memorial Tournament
1981	4 strokes	Jack Nicklaus, Masters Tournament; Leonard Thompson, Canadian Open
1980	5 strokes	Rex Caldwell, Buick Open
1979	4 strokes	Ben Crenshaw, Phoenix Open Invitational; Tom Watson, Memorial Tournament
1978	5 strokes	Mac McLendon, Pensacola Open
1977	6 strokes	Al Geiberger, Danny Thomas Memphis Classic
1976	6 strokes	Bob Dickson, Western Open
1975	7 strokes	Tom Weiskopf, Westchester Classic
1974	6 strokes	Johnny Miller, Sea Pines Heritage Classic
1973	4 strokes	Billy Casper, Bing Crosby National Pro-Am; Tom Watson, Hawaiian Open; Lee Trevino, Doral-Eastern Open; Jack Nicklaus, Atlanta Classic; Forrest Fezler, American Golf Classic
1972	4 strokes	Homero Blancas, Phoenix Open Invitational; Chris Blocker, Florida Citrus Open Invitational; Dave Hill, Monsanto Open Invitational
1971	3 strokes	Jerry Heard, American Golf Classic; Billy Casper, Kaiser International Open
1970	4 strokes	Grier Jones, Monsanto Open Invitational

Largest 54-Hole Lead

Season	Score / Stat	Details
2019-20	5 strokes	Dustin Johnson, THE NORTHERN TRUST
2018-19	7 strokes	Brooks Koepka, PGA Championship
2017-18	7 strokes	Webb Simpson, THE PLAYERS Championship
2016-17	7 strokes	Justin Thomas, Sony Open in Hawaii
2015-16	5 strokes	Jordan Spieth, Hyundai Tournament of Champions
2014-15	6 strokes	Jason Day, BMW Championship
2013-14	7 strokes	Patrick Reed, Humana Challenge
2013	7 strokes	Tiger Woods, World Golf Championships-Bridgestone Invitational
2012	6 strokes	Spencer Levin, Waste Management Phoenix Open
2011	8 strokes	Rory McIlroy, U.S. Open
2010	6 strokes	Steve Stricker, Northern Trust Open; Steve Stricker, John Deere Classic
2009	7 strokes	Tiger Woods, BMW Championship
2008	8 strokes	Tiger Woods, Buick Invitational
2007	5 strokes	George McNeill, Frys.com Open; Steve Flesch, Reno-Tahoe Open
2006	8 strokes	Phil Mickelson, BellSouth Classic
2005	8 strokes	Justin Leonard, FedEx St. Jude Classic
2004	7 strokes	David Toms, FedEx St. Jude Classic
2003	8 strokes	Kenny Perry, Bank of America Colonial
2002	8 strokes	Ernie Els, Genuity Championship
2001	6 strokes	Mark Calcavecchia, Phoenix Open
2000	10 strokes	Tiger Woods, U.S. Open
1999	6 strokes	Rocco Mediate, Phoenix Open
1998	7 strokes	David Duval, Tucson Chrysler Classic
1997	9 strokes	Tiger Woods, Masters Tournament
1996	9 strokes	Tom Lehman, TOUR Championship
1995	5 strokes	Scott Hoch, Shell Houston Open

Season	Score / Stat	Details
1994	5 strokes	Steve Elkington, Buick Southern Open
1993	6 strokes	Greg Norman, Doral-Ryder Open
1992	6 strokes	Fred Couples, Nestle Invitational
1991	5 strokes	Steve Pate, The Honda Classic
1990	8 strokes	Jose Maria Olazabal, World Series of Golf
1989	4 strokes	Ian Baker-Finch, Southwestern Bell Colonial; Greg Norman, Greater Milwaukee Open; John Daly, Chattanooga Classic
1988	5 strokes	Corey Pavin, Texas Open
1987	8 strokes	Joey Sindelar, Buick Open
1986	5 strokes	Fuzzy Zoeller, AT&T Pebble Beach National Pro-Am; Calvin Peete, USF&G Classic; Mark Calcavecchia, Southwest Golf Classic
1985	5 strokes	Corey Pavin, Colonial National Invitational
1984	7 strokes	Greg Norman, Kemper Open
1983	6 strokes	Mike Nicolette, Bay Hill Classic; Hal Sutton, Anheuser-Busch Golf Classic
1982	7 strokes	Craig Stadler, Joe Garagiola Tucson Open
1981	5 strokes	Bruce Lietzke, Bob Hope Desert Classic; Hale Irwin, Hawaiian Open; Jay Haas, Greater Milwaukee Open
1980	7 strokes	Jim Colbert, Joe Garagiola Tucson Open; Seve Ballesteros, Masters Tournament
1979	8 strokes	Tom Watson, Sea Pines Heritage Open
1978	5 strokes	Tom Watson, PGA Championship; Tom Kite, B.C. Open
1977	6 strokes	Lee Trevino, Canadian Open
1976	8 strokes	Raymond Floyd, Masters Tournament
1975	7 strokes	Johnny Miller, Phoenix Open Invitational
1974	6 strokes	Jack Nicklaus, Hawaiian Open
1973	9 strokes	Jack Nicklaus, Ohio Kings Island Open
1972	8 strokes	Jim Jamieson, Western Open
1971	5 strokes	Jack Nicklaus, Tournament of Champions; Jerry Heard, American Golf Classic
1970	4 strokes	Ron Cerrudo, San Antonio Texas Open; Bob Stone, Florida Citrus Open; Tony Jacklin, U.S. Open; Bob Murphy, Greater Hartford Open; Bobby Mitchell, Azalea Open

Low 36-Hole Cut

Season	Score / Stat	Details
2019-20	136 (4-under)	A Military Tribute at The Greenbrier; Travelers Championship
2018-19	136 (4-under)	Wyndham Championship
2017-18	137 (3-under)	A Military Tribute at The Greenbrier; Wyndham Championship
2016-17	137 (5-under)	The RSM Classic
	137 (3-under)	Sony Open in Hawaii; Wyndham Championship
2015-16	137 (3-under)	Sony Open in Hawaii; Wyndham Championship
2014-15	137 (3-under)	Wyndham Championship

Season	Score / Stat	Details
2013-14	138 (2-under)	Wyndham Championship
2013	138 (4-under)	Waste Management Phoenix Open; John Deere Classic
	138 (2-under)	Sony Open in Hawaii
2012	138 (4-under)	John Deere Classic; Justin Timberlake Shriners Hospitals for Children Open
2011	136 (4-under)	Travelers Championship
2010	137 (3-under)	Wyndham Championship
2009	137 (3-under)	Travelers Championship

High 36-Hole Cut

Season	Score / Stat	Details
2019-20	147 (3-over)	Arnold Palmer Invitational presented by Mastercard; the Memorial Tournament presented by Nationwide
2018-19	147 (3-over)	Masters Tournament
2017-18	149 (5-over)	Masters Tournament
2016-17	150 (6-over)	Masters Tournament
2015-16	150 (6-over)	Masters Tournament
2014-15	150 (6-over)	Valero Texas Open

Season	Score / Stat	Details
2013-14	148 (4-over)	Masters Tournament
2013	150 (8-over)	The Open Championship
2012	150 (6-over)	PGA Championship
2011	148 (4-over)	Arnold Palmer Invitational presented by MasterCard; Valero Texas Open
2010	149 (7-over)	U.S. Open
2009	148 (4-over)	the Memorial Tournament; PGA Championship

Fewest to Make 36-Hole Cut (not including Masters nor U.S Open)

Season	Score / Stat	Details
2019-20	66	Sony Open in Hawaii
2018-19	70	Arnold Palmer Invitational presented by Mastercard; Valspar Championship; RBC Heritage
2017-18	72	Waste Management Phoenix Open
2016-17	70	Safeway Open
2015-16	70	Waste Management Phoenix Open
2014-15	70	Arnold Palmer Invitational presented by MasterCard; Wyndham Championship
2013-14	71	Shriners Hospitals for Children Open
2013	71	Zurich Classic of New Orleans
2012	71	RBC Heritage
2011	70	Puerto Rico Open; Crowne Plaza Invitational at Colonial
2010	70	Puerto Rico Open; THE PLAYERS Championship
2009	71	FBR Open
2008	70	FBR Open
2007	70	Crowne Plaza Invitational at Colonial; The Open Championship; Turning Stone Resort Championship
2006	70	The INTERNATIONAL; PGA Championship; Chrysler Championship
2005	70	Chrysler Classic of Tucson; Bay Hill Invitational; Booz Allen Classic; Cialis Western Open
2004	70	FBR Open; Deutsche Bank Championship; Southern Farm Bureau Classic
2003	70	Shell Houston Open; Wachovia Championship; the Memorial Tournament; 100th Western Open; PGA Championship
2002	70	Phoenix Open; Valero Texas Open
2001	70	Sony Open in Hawaii; Memorial Tournament; FedEx St. Jude Classic; British Open; Reno-Tahoe Open
2000	70	MasterCard Colonial; Buick Open
1999	70	Buick Challenge
1998	70	AT&T Pebble Beach National Pro-Am; Buick Challenge
1997	70	United Airlines Hawaiian Open; Kemper Open; The Open Championship; Michelob Championship at Kingsmill
1996	70	Phoenix Open; B.C. Open
1995	70	Phoenix Open Invitational

Season	Score / Stat	Details
1994	70	Buick Classic; Federal Express St. Jude Classic
1993	70	New England Classic
1992	70	H-E-B Texas Open
1991	70	Buick Classic; Chattanooga Classic
1990	70	Canadian Open; H-E-B Texas Open
1989	70	Doral-Ryder Open; Memorial Tournament; Bellsouth Atlanta Golf Classic; Hardee's Golf Classic; PGA Championship
1988	70	Phoenix Open Invitational
1987	70	Buick Open; Centel Classic
1986	70	Hawaiian Open; Sea Pines Heritage Classic; Buick Open; Anheuser-Busch Golf Classic
1985	70	Georgia-Pacific Atlanta Golf Classic; Lite Quad Cities Open
1984	70	Georgia-Pacific Atlanta Golf Classic; PGA Championship; Greater Milwaukee Open
1983	70	Hawaiian Open; Georgia-Pacific Atlanta Golf Classic; Memorial Tournament
1982	70	Michelob Houston Open; Walt Disney World Golf Classic
1981	70	Jackie Gleason's Inverrary Classic
1980	70	Doral-Eastern Open Invitational
1979	70	Byron Nelson Golf Classic; Pensacola Open
1978	70	Joe Garagiola Tucson Open; Andy Williams-San Diego Open; Byron Nelson Golf Classic; American Optical Classic; American Express Westchester Classic
1977	70	Hawaiian Open
1976	70	Sea Pines Heritage Classic
1975	70	B. C. Open
1974	70	Greater Greensboro Open; American Golf Classic; Sahara Invitational
1973	70	Greater Jacksonville Open; Philadelphia-IVB Classic; Southern Open; Kaiser International Open Invitational
1972	70	Monsanto Open; Colonial National Invitational; Cleveland Open
1971	70	Glen Campbell Los Angeles Open; Tucson Open; Kaiser International Open Invitational
1970	70	Andy Williams-San Diego Open; Canadian Open; PGA Championship

Most to Make 36-Hole Cut

Season	Score / Stat	Details
2019-20	82	Mayakoba Golf Classic
2018-19	86	Safeway Open
2017-18	90	Houston Open
2016-17	86	FedEx St. Jude Classic
2015-16	87	The RSM Classic; Sony Open in Hawaii
2014-15	91	RBC Canadian Open
2013-14	89	The Greenbrier Classic
2013	91	RBC Heritage
2012	90	Shell Houston Open
2011	84	Wells Fargo Championship
2010	86	Transitions Championship
2009	87	Wyndham Championship
2008	87	Sony Open in Hawaii; Wachovia Championship
2007	89	Children's Miracle Network Classic
2006	90	Frys.com Open
2005	84	THE PLAYERS Championship; Zurich Classic of New Orleans
2004	86	U.S. Bank Championship in Milwaukee; FUNAI Classic at Walt Disney World Resort
2003	89	Chrysler Classic of Greensboro
2002	89	Buick Invitational
2001	88	Greater Milwaukee Open
2000	87	Air Canada Championship
1999	88	Greater Milwaukee Open
1998	84	MCI Classic
1997	88	Quad City Classic
1996	103	U.S. Open*
	88	Buick Open
1995	103	The Open Championship*
	88	Quad City Classic

* 10-stroke rule

Season	Score / Stat	Details
1994	88	Buick Southern Open
1993	90	Buick Invitational
1992	85	PGA Championship
1991	84	Hardee's Golf Classic
1990	88	Buick Classic
1989	85	Phoenix Open Invitational
1988	89	Greater Milwaukee Open
1987	87	USF&G Classic
1986	86	Phoenix Open Invitational; Southern Open
1985	83	Buick Open
1984	89	LaJet Golf Classic
1983	87	PGA Championship
1982	90	Texas Open
1981	91	Greater Hartford Open
1980	83	Phoenix Open Invitational
1979	88	Ed McMahon-Jaycees Quad City Open
1978	85	First NBC New Orleans Open
1977	86	Doral-Eastern Open
1976	85	American Express Westchester Classic
1975	86	Andy Williams-San Diego Open
1974	84	B. C. Open
1973	90	Phoenix Open Invitational
1972	86	Greater St. Louis Golf Classic
1971	88	Greater Hartford Open
1970	85	Kaiser International Open Invitational; Sahara Invitational

Most Tied for Lead, 18 Holes

Season	Score / Stat	Details
2019-20	4	THE NORTHERN TRUST
2018-19	6	Travelers Championship
2017-18	6	THE PLAYERS Championship
2016-17	6	World Golf Championships-Mexico Championship
2015-16	5	Sony Open in Hawaii
2014-15	6	OHL Classic at Mayakoba; Northern Trust Open
2013-14	4	Hyundai Tournament of Champions; Valspar Championship
2013	7	Wells Fargo Championship
2012	4	BMW Championship
2011	9	Northern Trust Open
2010	7	HP Byron Nelson Championship
2009	4	World Golf Championships-CA Championship
2008	7	RBC Canadian Open
2007	5	Mercedes-Benz Championship; AT&T Pebble Beach National Pro-Am
2006	4	The Honda Classic; Wachovia Championship; Buick Championship; Cialis Western Open; John Deere Classic
2005	6	PGA Championship
2004	8	U.S. Bank Championship in Milwaukee; Michelin Championship at Las Vegas
2003	6	The Honda Classic
2002	6	Bay Hill Invitational
2001	6	Touchstone Energy Tucson Open
2000	8	The Honda Classic
1999	5	Compaq Classic of New Orleans
1998	5	Doral-Ryder Open
1997	7	Greater Milwaukee Open
1996	4	MCI Classic; FedEx St. Jude Classic
1995	5	Buick Invitational of California

Season	Score / Stat	Details
1994	5	Centel Western Open, Deposit Guaranty; Federal Express St. Jude Classic
1993	7	Phoenix Open Invitational
1992	6	Kmart Greater Greensboro Open
1991	5	USF&G Classic
1990	4	Bob Hope Chrysler Classic, Phoenix Open Invitational; USF&G Classic
1989	5	Kmart Greater Greensboro Open
1988	6	Buick Open
1987	7	Beatrice Western Open
1986	6	Shearson Lehman-Hutton/Andy Williams Open
1985	4	Bob Hope Desert Classic; Isuzu/Andy Williams San Diego Open; Hawaiian Open; Colonial National Invitational
1984	7	Glen Campbell Los Angeles Open
1983	4	Phoenix Open Invitational
1982	5	Greater Milwaukee Open
1981	5	Hawaiian Open
1980	4	Kemper Open
1979	5	Greater Greensboro Open; U.S. Open
1978	7	Tournament Players Championship
1977	7	U.S. Open
1976	4	Houston Open; Pensacola Open
1975	6	Tallahassee Open
1974	5	B. C. Open
1973	6	Southern Open
1972	6	U.S. Open
1971	4	Canadian Open; Greater Hartford Open
1970	7	Coral Springs Open Invitation

Most Tied for Lead, 36 Holes

Season	Score / Stat	Details
2019-20	4	Shriners Hospitals for Children Open; Puerto Rico Open; Wyndham Championship
2018-19	5	Masters Tournament
2017-18	3	OHL Classic at Mayakoba; Quicken Loans National; World Golf Championships-Bridgestone Invitational
2016-17	4	Masters Tournament; DEAN & DELUCA Invitational; U.S. Open; THE NORTHERN TRUST
2015-16	4	Shriners Hospitals for Children Open; Travelers Championship
2014-15	4	Hyundai Tournament of Champions
2013-14	4	World Golf Championships-Cadillac Championship; Quicken Loans National
2013	3	RBC Heritage; John Deere Classic
2012	3	Humana Challenge; Mayakoba Golf Classic; THE PLAYERS Championship; U.S. Open; PGA Championship
2011	7	Valero Texas Open
2010	5	AT&T Pebble Beach National Pro-Am
2009	5	Shell Houston Open
2008	6	Stanford St. Jude Championship
2007	6	Shell Houston Open
2006	4	Ford Championship at Doral; PGA Championship; Canadian Open
2005	6	Southern Farm Bureau Classic
2004	3	Shell Houston Open; Memorial Tournament; Cialis Western Open
2003	3	Shell Houston Open
2002	5	The Open Championship; PGA Championship
2001	8	Canon Greater Hartford Open
2000	3	Buick Invitational; Shell Houston Open; Canon Greater Hartford Open
1999	3	National Car Rental Golf Classic at Walt Disney World Resort; Buick Challenge; Buick Open; U.S. Open
1998	6	National Car Rental Golf Classic at Walt Disney World Resort
1997	3	Las Vegas Invitational; B. C. Open; Greater Vancouver Open; MasterCard Colonial
1996	5	Greater Vancouver Open; Buick Challenge
1995	5	B. C. Open

Season	Score / Stat	Details
1994	4	Northern Telecom Open
1993	4	Nissan Los Angeles Open; Deposit Guaranty Golf Classic; H-E-B Texas Open; Las Vegas Invitational
1992	4	Kemper Open
1991	3	The Honda Classic; Buick Classic
1990	3	Bob Hope Chrysler Classic; AT&T Pebble Beach National Pro-Am
1989	4	Kmart Greater Greensboro Open
1988	6	The Honda Classic
1987	5	Doral-Ryder Open
1986	4	Memorial Tournament
1985	3	Glen Campbell Los Angeles Open; Doral-Eastern Open; Invitational; Masters Tournament; St. Jude Memphis Classic
1984	3	Los Angeles Open; Doral-Eastern Open Invitational; PGA Championship
1983	3	MONY Tournament of Champions; Miller High-Life Quad Cities Open; Panasonic Las Vegas Invitational; Walt Disney World Golf Classic
1982	6	Tournament Players Championship
1981	3	Danny Thomas Memphis Classic; Pleasant Valley Classic
1980	4	Memorial Tournament; B. C. Open
1979	3	Hawaiian Open; Tallahassee Open
1978	5	Sea Pines Heritage Classic
1977	7	American Express Westchester Classic
1976	4	Greater Greensboro Open; Pleasant Valley Classic
1975	6	Sahara Invitational
1974	4	U.S. Open
1973	6	Liggett & Myers Open; Shrine-Robinson Open Golf Classic
1972	6	U.S. Open
1971	6	National Airlines Open
1970	3	Colonial National Invitational; Dow Jones Open Invitational

Most Tied for Lead, 54 Holes

Season	Score / Stat	Details
2019-20	4	RBC Heritage
2018-19	3	CIMB Classic; Wells Fargo Championship; RBC Canadian Open; 3M Open
2017-18	4	U.S. Open; Barbasol Championship; RBC Canadian Open
2016-17	3	FedEx St. Jude Classic
2015-16	2	CIMB Classic; Sanderson Farms Championship; OHL Classic at Mayakoba; Sony Open in Hawaii; Farmers Insurance Open; World Golf Championships-Cadillac Championship; the Memorial Tournament presented by Nationwide; U.S. Open; World Golf Championships-Bridgestone Invitational; The Barclays; TOUR Championship
2014-15	4	U.S. Open; The Greenbrier Classic
2013-14	4	Hyundai Tournament of Champions; Crowne Plaza Invitational at Colonial
2013	3	Travelers Championship; AT&T National
2012	3	FedEx St. Jude Classic
2011	3	Hyundai Tournament of Champions; PGA Championship
2010	2	Sony Open in Hawaii; AT&T Pebble Beach National Pro-Am; World Golf Championships-CA Championship; Shell Houston Open; Crowne Plaza Invitational at Colonial; World Golf Championships-Bridgestone Invitational
2009	6	Shell Houston Open
2008	5	Arnold Palmer Invitational
2007	4	Crowne Plaza Invitational at Colonial
2006	2	Sony Open in Hawaii; Buick Invitational; AT&T Pebble Beach National Pro-Am; The Honda Classic; Verizon Heritage; EDS Byron Nelson Championship; Bank of America Colonial; FedEx St. Jude Classic; U.S. Open; PGA Championship; 84 LUMBER Classic; Chrysler Classic of Greensboro
2005	5	Deutsche Bank Championship; BellSouth Classic*
2004	3	Bank of America Colonial
2003	4	Buick Classic; FUNAI Classic at Walt Disney World Resort
2002	3	Bob Hope Chrysler Classic; Buick Invitational*; Reno-Tahoe Open
2001	4	The Open Championship
2000	2	Mercedes Championships; AT&T Pebble Beach National Pro-Am; BellSouth Classic; GTE Byron Nelson Classic; Compaq Classic of New Orleans; Advil Western Open; B.C. Open; Bell Canadian Open; THE TOUR Championship
1999	4	FedEx St. Jude Classic
1998	3	Greater Greensboro Chrysler Classic; MasterCard Colonial; Canon Greater Hartford Open
1997	4	THE TOUR Championship
1996	4	Walt Disney World/Oldsmobile Classic
1995	4	MCI Classic

* 54-hole event

Season	Score / Stat	Details
1994	3	Northern Telecom Open; Phoenix Open Invitational; Shell Houston Open; Federal Express St. Jude Classic; Las Vegas Invitational
1993	4	NEC World Series of Golf; H-E-B Texas Open
1992	4	GTE Byron Nelson Golf Classic
1991	4	Las Vegas Invitational
1990	3	Nestle Invitational; Buick Southern Open
1989	3	Manufacturers Hanover Westchester Classic; Canon Greater Hartford Open; NEC World Series of Golf
1988	4	Provident Classic; Centel Classic
1987	4	Panasonic Las Vegas Invitational
1986	4	Buick Open; Federal Express St. Jude Classic
1985	3	Doral-Eastern Open Invitational; Tournament Players Championship; Houston Open; Pensacola Open
1984	5	Panasonic Las Vegas Invitational
1983	5	Colonial National Invitational
1982	3	Miller High-Life Quad Cities Open
1981	3	Memorial Tournament; Anheuser-Busch Golf Classic
1980	3	Doral-Eastern Open Invitational; World Series of Golf
1979	3	Glen Campbell Los Angeles Open
1978	5	First NBC New Orleans Open
1977	3	Kemper Open; Western Open
1976	5	IVB-Philadelphia Golf Classic
1975	4	San Antonio-Texas Open
1974	4	Glen Campbell Los Angeles Open; Houston Open; Southern Open
1973	4	U.S. Open
1972	3	Jackie Gleason's Inverrary Classic; Greater Jacksonville Open; Liggett & Myers Open; Southern Open
1971	5	Andy Williams-San Diego Open
1970	4	Greater Greensboro Open

Most Consecutive Events in the Money

Season	Score / Stat	Details
2019-20	19	Rory McIlroy
2018-19	28	Tommy Fleetwood
2017-18	12	Chris Kirk
2016-17	20	Paul Casey
2015-16	20	Adam Scott
2014-15	28	Henrik Stenson
2013-14	43	Adam Scott
2013	27	Matt Kuchar
2012	21	Jason Dufner
2011	42	Steve Stricker
2010	19	Steve Stricker
2009	28	Kenny Perry
2008	29	Tiger Woods
2007	23	Tiger Woods
2006	42	Ernie Els
2005	142	Tiger Woods
2004	133	Tiger Woods
2003	114	Tiger Woods
2002	96	Tiger Woods
2001	78	Tiger Woods
2000	59	Tiger Woods
1999	38	Tiger Woods
1998	49	Vijay Singh
1997	46	Vijay Singh
1996	24	Vijay Singh

Season	Score / Stat	Details
1995	14	Jay Haas
1994	25	Fred Couples
1993	25	Steve Elkington
1992	19	Tom Kite
1991	18	Fred Couples
1990	17	Larry Mize
1989	33	Tom Kite
1988	15	Ben Crenshaw
1987	19	Greg Norman
1986	16	Gene Sauers
1985	14	Tom Kite; Scott Hoch
1984	21	Jack Nicklaus
1983	26	Hale Irwin
1982	53	Tom Kite
1981	35	Tom Kite
1980	28	Tom Watson
1979	17	Hubert Green; Bill Rogers
1978	86	Hale Irwin
1977	54	Hale Irwin
1976	105	Jack Nicklaus
1975	91	Jack Nicklaus
1974	74	Jack Nicklaus
1973	56	Jack Nicklaus
1972	37	Jack Nicklaus

Consecutive Seasons With Win (since 1970)

Season	Score / Stat	Details
2019-20	13	Dustin Johnson (2008-20)
2018-19	12	Dustin Johnson (2008-19)
2017-18	11	Dustin Johnson (2008-18)
2016-17	10	Dustin Johnson (2008-17)
2015-16	9	Dustin Johnson (2008-16)
2014-15	8	Dustin Johnson (2008-15)
2013-14	7	Dustin Johnson (2008-14)
2013	10	Phil Mickelson (2004-13)
2012	9	Phil Mickelson (2004-12)
2011	8	Phil Mickelson (2004-11)
2010	7	Phil Mickelson (2004-10)
2009	14	Tiger Woods (1996-2009)
2008	13	Tiger Woods (1996-2008)
2007	12	Tiger Woods (1996-2007)
2006	11	Tiger Woods (1996-2006)
2005	10	Tiger Woods (1996-2005)
2004	9	Tiger Woods (1996-2004)
2003	8	Tiger Woods (1996-2003)
2002	7	Tiger Woods (1996-2002)
2001	6	Tiger Woods (1996-2001)
2000	7	Ernie Els (1994-2000)
1999	6	Ernie Els (1994-99)
1998	6	Phil Mickelson (1993-98)
1997	6	Greg Norman (1992-97)
1996	5	Greg Norman (1992-96)
1995	4	Ben Crenshaw (1992-95); Lee Janzen (1992-95); Greg Norman (1992-95)

Season	Score / Stat	Details
1994	5	Fred Couples (1990-94)
1993	7	Paul Azinger (1987-93)
1992	6	Paul Azinger (1987-92)
1991	5	Paul Azinger (1987-91)
1990	4	Paul Azinger (1987-90)
1989	7	Curtis Strange (1983-89)
1988	6	Curtis Strange (1983-88)
1987	7	Tom Kite (1981-87)
1986	6	Tom Kite (1981-86)
1985	5	Hale Irwin (1981-85); Tom Kite (1981-85)
1984	4	Hale Irwin (1981-84); Tom Kite (1981-84)
1983	4	Johnny Miller (1980-83)
1982	6	Bruce Lietzke (1977-82); Tom Watson (1977-82)
1981	14	Lee Trevino (1968-81)
1980	13	Lee Trevino (1968-80)
1979	12	Lee Trevino (1968-79)
1978	17	Jack Nicklaus (1962-78)
1977	16	Jack Nicklaus (1962-77)
1976	15	Jack Nicklaus (1962-76)
1975	14	Jack Nicklaus (1962-75)
1974	13	Jack Nicklaus (1962-74)
1973	12	Jack Nicklaus (1962-73)
1972	11	Jack Nicklaus (1962-72)
1971	17	Arnold Palmer (1955-71)
1970	16	Arnold Palmer (1955-70)

Holes-in-One, By Year (since 1971)

Season	Score / Stat
2019-20	35
2018-19	38
2017-18	27
2016-17	31
2015-16	31
2014-15	42
2013-14	17
2013	30
2012	37
2011	23
2010	38
2009	36
2008	26

Season	Score / Stat
2007	28
2006	25
2005	31
2004	34
2003	32
2002	40
2001	27
2000	31
1999	27
1998	27
1997	31
1996	39
1995	35

Season	Score / Stat
1994	44
1993	25
1992	33
1991	29
1990	34
1989	32
1988	22
1987	30
1986	21
1985	35
1984	23
1983	26
1982	25

Season	Score / Stat
1981	21
1980	21
1979	25
1978	32
1977	17
1976	17
1975	18
1974	17
1973	26
1972	24
1971	8

Three Eagles in One Round

Season	Score / Stat
2019-20	Collin Morikawa (No. 3, No. 13, No. 15) TPC Scottsdale, third round, Waste Management Phoenix Open
2018-19	Cheez Reavie (No. 10, No. 16, No. 6) Waialae CC, second round, Sony Open in Hawaii
2017-18	Tommy Fleetwood (No. 2, No. 13, No. 16), Glen Abbey GC, RBC Canadian Open Keegan Bradley (No. 2, No. 16, No. 18), Glen Abbey GC, RBC Canadian Open
2016-17	None
2015-16	None
2014-15	Dustin Johnson (No. 2, No. 8, No. 15), Augusta National GC, Masters Tournament Eric Axley (No. 16, No. 18, No. 3), Glen Abbey GC, RBC Canadian Open
2013-14	Jim Herman (No. 1, No. 9, No. 18) Torrey Pines (North Course), Farmers Insurance Open Miguel Angel Carballo (No. 6, No. 13, No. 15) TPC River Highlands, Travelers Championship
2012	John Huh (No. 1, No. 5, No. 14) Torrey Pines (North Course), first round, Farmers Insurance Open
2011	Derek Lamely (No. 1, No. 5, No. 13) La Quinta CC, fourth round, Bob Hope Classic
2007	Hunter Mahan (No. 11, No. 18, No. 9) Angus Glen GC (North Course), first round, Canadian Open Bill Haas (No. 3, No. 9, No. 13) TPC Summerlin, first round, Frys.com Open Joe Ogilvie (No. 3, No. 15, No. 16) TPC Summerlin second round, Frys.com Open
2006	Arjun Atwal (No. 14, No. 16, No. 18) Torrey Pines GC (North Course), Buick Invitational Bubba Watson (No. 6, No. 13, No. 15), Zurich Classic of New Orleans Jason Gore (No. 10, No. 14, No. 17) John Deere Classic Will MacKenzie (No. 11, No. 4, No. 9) Montreux G&CC, Reno-Tahoe Open John Huston (No. 1, No. 11, No. 14), Palm Course, FUNAI Classic at Walt Disney World Resort

Season	Score / Stat
2005	Tag Ridings (No. 12, No. 17, No. 18), Tamarisk CC, Bob Hope Chrysler Classic Kevin Stadler (No. 3, No. 14, No. 16), TPC Summerlin, Michelin Championship at Las Vegas
2004	Harrison Frazer (No. 5, No. 7, No. 14), Indian Wells CC, Bob Hope Chrysler Classic
2003	Davis Love III (No. 1, No. 14, No. 17), The INTERNATIONAL
2001	Rocky Walcher, AT&T Pebble Beach National Pro-Am Mathew Goggins, Invenys Classic at Las Vegas
1998	Brian Kamm, Kemper Open
1995	Tommy Tolles, Bell Canadian Open John Adams, Buick Challenge
1994	Davis Love III, Hawaiian Open Dave Stockton, Jr., Walt Disney World/Oldsobile Classic
1992	Dan Forsman, The Honda Classic Don Pooley, H-E-B Texas Open
1990	David Frost, Las Vegas Invitational
1981	Bruce Lietzke, Hawaiian Open Howard Twitty, Pensacola Open

Double Eagles (since 1970)

Season	Score / Stat
2019-20	Johnson Wagner, The RSM Classic (Sea Island Resort (Seaside), No. 15)
2018-19	Roger Sloan, AT&T Pebble Beach Pro-Am (Pebble Beach GL, No. 2)
	Harris English, THE PLAYERS Championship (TPC Sawgrass, No. 11)
	Russell Knox, Valspar Championship (Innisbrook Resort (Copperhead), No. 11)
	Emiliano Grillo, RBC Heritage (Harbour Town GL, No. 5)
	Shubhankar Sharma, the Memorial Tournament presented by Nationwide (Muirfield Village GC, No. 5)
	Kramer Hickok, RBC Canadian Open (Hamilton G&CC, No. 4)
	Lucas Glover, John Deere Classic (TPC Deere Run No. 10)
2017-18	Brooks Koepka, THE PLAYERS Championship (TPC Sawgrass, No. 16)
	Satoshi Kodaira, Fort Worth Invitational (Colonial CC, No. 1)
2016-17	Morgan Hoffmann, Safeway Open (Silverado Resort and Spa North, No. 18)
	Miguel Angel Carballo, Shriners Hospitals for Children Open (TPC Summerlin, No. 16)
	Rafa Cabrera Bello, THE PLAYERS Championship (TPC Sawgrass, No. 16)
	Johnson Wagner, Wyndham Championship (Sedgefield CC, No. 5)
2015-16	Tony Finau, Shriners Hospitals for Children Open (TPC Summerlin, No. 13)
	Jason Gore, Farmers Insurance Open (Torrey Pines GC South, No. 18)
	Gregory Bourdy (Coco Beach GCC, No. 2)
	Rhein Gibson, Barracuda Championship (Montreux G&CC, No. 18)
	Alex Redfield (RTJ Trail Grand National No. 5)
2014-15	Daniel Berger, Arnold Palmer Invitational presented by MasterCard (Bay Hill Club, No. 6)
	Zach Johnson, Arnold Palmer Invitational presented by MasterCard (Bay Hill Club, No. 16)
2013-14	James Hahn, Sony Open in Hawaii (Waialae CC, No. 9)
	Trevor Immelman, Travelers Championship (TPC River Highlands, No. 13)
2013	Luke List, Farmers Insurance Open (Torrey Pines South, No. 13)
	Charl Schwartzel, RBC Canadian Open (Glen Abbey GC, No. 2)
2012	Joseph Bramlett, AT&T Pebble Beach National Pro-Am (Spyglass Hill GC, No. 11)
	Vaughn Taylor, Mayakoba Golf Classic (No. 7)
	Louis Oosthuizen, Masters Tournament (No. 2)
	Nick Watney, U.S. Open (No. 17)
2011	Alex Cejka, AT&T Pebble Beach National Pro-Am (Monterey Peninsula CC, No. 10)
	J.B. Holmes, Wells Fargo Championship (No. 15)
	Fabian Gomez, Wyndham Championship (No. 15)
2010	Carl Pettersson, Bob Hope Classic (La Quinta CC, No. 5)
	Steve Wheatcroft, St. Jude Classic (No. 3)
	Shaun Micheal, U.S. Open (Pebble Beach GL, No. 6)
	Shiv Kapur, Reno-Tahoe Open (No. 9)
	Vijay Singh, Deutsche Bank Championship (No. 2)
	Johnson Wagner, Viking Classic (No. 7)

Season	Score / Stat
2009	Matthew Borchert, Valero Texas Open (No. 14)
	Paul Lawrie, British Open (No. 7)
	John Senden, Deutsche Bank Championship (No. 2)
	Nicholas Thompson, Frys.com Open (No. 11)
2008	Daniel Chopra, Justin Timberlake Shriners Hospitals for Children Open (No. 9)
2007	Tim Petrovic, AT&T Pebble Beach National Pro-Am (Poppy Hills, No. 10)
	Nathan Green, Verizon Heritage (No. 2)
	Hunter Mahan, THE PLAYERS Championship (No. 11)
	Peter Lonard, THE PLAYERS Championship (No. 2)
	Stewart Cink, AT&T Classic (No. 6)
2006	Brian Gay, Nissan Open (No. 1)
	Geoff Ogilvy, The Honda Classic (No. 6)
	Jeff Overton, Barclays Classic (No. 18)
	Joey Sindelar, PGA Championship (No. 5)
2005	Tim Petrovic, Bob Hope Chrysler Classic (PGA West/Palmer Course, No. 11)
	Tag Ridings, Bob Hope Chrysler Classic (Tamarisk CC, No. 12)
	Dean Wilson, Barclays Classic (No. 9)
	Mathias Gronberg, U.S. Bank Championship (No. 6)
2004	John Daly, Bob Hope Chrysler Classic (PGA West/Palmer Course, No. 2)
	John Douma, Chrysler Classic of Tucson (No. 8)
	Gary Evans, The Open Championship (No. 4)
2003	James McLean, The Honda Classic (No. 17)
	Dave Stockton, Jr. 100th Western Open (No. 5)
2002	Deane Pappas, Bob Hope Chrysler Classic (Indian Wells CC, No. 18)
	Tim Petrovic, The Honda Classic (No. 16)
	Steve Lowery, The International, (No. 17)
	John Riegger, Michelob Championship at Kingsmill (No. 3)
2001	Andrew Magee, Phoenix Open, (No. 17)
	Jeff Maggert, The Open Championship, (No. 6)
	Greg Owen, The Open Championship, (No. 11)
	Jimmy Green, B.C. Open, (No. 12)
	Craig Parry, Invensys Classic at Las Vegas, (TPC Summerlin, No. 3)
2000	David Sutherland, The Honda Classic (No. 14)
	Craig Stadler, Shell Houston Open (No. 15)
	Bill Glasson, FedEx St. Jude Classic (No. 5)
	Frank Lickliter II, John Deere Classic (No. 2)
	Ernie Els, World Golf Championships-NEC Invitational (No. 2)
	Jim Gallagher, Jr., Southern Farm Bureau Classic (No. 5)
1999	Jerry Kelly, Bob Hope Chrysler Classic (Indian Wells CC, No. 14)
	Tommy Tolles, Touchstone Energy Tucson Open (No. 2)
	Charles Raulerson, Doral-Ryder Open (No. 1)
	Scott Dunlap, Kemper Open (No. 6)
	Carlos Franco, Memorial Tournament (No. 7)
1998	Woody Austin, Kemper Open (No. 6)
1997	David Duval, Tucson Chrysler Classic (No. 2)
	Peter Teravainen, Memorial Tournament (No. 11)
1996	Guy Hill, Bell Canadian Open (Glen Abbey GC, No. 18)
1995	Per-Ulrik Johansson, PGA Championship (Riviera CC, No. 11)
	J.L. Lewis, Greater Milwaukee Open (No. 4)

Season	Score / Stat
1994	Olin Browne, Northern Telecom Open (No. 2)
	Jeff Maggert, Masters Tournament (No. 13)
	Mike Donald, Texas Open (Oak Hills, No. 15)
1993	Massy Kuramoto, Deposit Guaranty Golf Classic (No. 3)
	Tom Sieckmann, Kmart Greater Greensboro Open (No. 9)
	Bobby Wadkins, Memorial Tournament (No. 15)
	Darrell Kestner, PGA Championship (No. 13)
1992	Mark O'Meara, Bob Hope Chrysler Classic (Indian Wells, No. 18)
	Billy Andrade, Nissan Las Vegas Open (Las Vegas CC, No. 2)
1991	Payne Stewart, AT&T Pebble Beach National Pro-Am (Spyglass Hill, No. 7)
	Mark Brooks, Kemper Open (No. 6)
	Lon Hinkle, Anheuser-Busch Golf Classic (No. 13)
	John Daly, Centel Western Open (No. 5)
	Davis Love III, World Series of Golf (No. 2)
1990	Tom Pernice, Phoenix Open (No. 15)
	Gary Koch, Anheuser-Busch Golf Classic (No. 3)
	Steve Pate, The International (No. 17)
	Jim Gallagher, Jr., The International (No. 17)
	Greg Bruckner, Southern Open (No. 18)
1989	Bill Britton, Anheuser-Busch Golf Classic (No. 3)
1988	Mike Reid, Los Angeles Open (No. 1)
	Jim Booros, Provident Classic (No. 17)
1987	David Edwards, Shearson Lehman Brothers/Andy Williams San Diego Open (Torrey Pines South, No. 17)
	Dan Halldorson, Provident Classic (No. 8)
1986	Mike Hulbert, AT&T Pebble Beach National Pro-Am (Cypress Point, No. 10)
1985	T.C. Chen, U.S. Open (No. 2)
1984	Hal Sutton, Byron Nelson Golf Classic (No. 7)
	John Adams, Canadian Open (No. 16)
1983	None
1982	Bob Gilder, Manufacturers Hanover Westchester Classic (No. 18)
	Pat McGowan, Walt Disney World Golf Classic (Palm Course, No. 1)
1981	Jim Thorpe, LaJel Classic
1980	Bruce Lietzke, Jackie Gleason's Inverrary Classic
	Fred Marti, Greater Milwaukee Open
	Stanton Altgelt, Philadelphia-IVB Golf Classic
1979	Rik Massengale, Joe Garagiola Tucson Open
	Bob Murphy, Tallahassee Open
1978	Terry Mauney, Hawaiian Open
	George Burns, Colonial National Invitational
	Jim Nelford, Atlanta Classic
	Tommy Valentine, Atlanta Classic
1977	Joe Inman, Bob Hope Desert Classic (La Quinta GC)
1976	Lyn Lott, World Open Golf Championship (No. 16)
1975	Lee Elder, Greater Greensboro Open
	Miller Barber, Canadian Open
1974	George Knudson, Bob Hope Desert Classic (Indian Wells CC)
	Larry Wise, Greater Greensboro Open
1973	Jerry Heard, Greater Milwaukee Open
1972	Bob Murphy, Bing Crosby National Pro-Am (Pebble Beach GL, No. 2)
	Roy Pace, Houston Open (No. 13)
1971	Rod Curl, Greater Greensboro Open
	Larry Ziegler, Westchester Classic (No. 12)
1970	Rod Curl, Danny Thomas Memphis Classic (No. 16)
	Mike Hill, AVCO Classic

Longest Birdie Streak

Season	Score / Stat	Details
2019-20	9	Kevin Chappell (Nos. 11-1, second round, The Old White TPC) A Military Tribute at The Greenbrier
2018-19	7	Xander Schauffele (Nos. 15-3, fourth round, Nine Bridges) THE CJ CUP @ NINE BRIDGES; Ryan Palmer, (Nos. 12-18, fourth round, Nine Bridges) THE CJ CUP @ NINE BRIDGES; Jason Dufner, (Nos. 17-5, fourth round, El Camaleon GC) Mayakoba Golf Classic
2017-18	7	Kiradech Aphibarnrat (Nos. 16-4, first round, Sheshan International GC) World Golf Championships-HSBC Champions; Lanto Griffin, (Nos. 9-15, second round, Nicklaus Tournament Course) CareerBuilder Challenge
2016-17	7	Kevin Tway (Nos. 16-4, second round, TPC Deere Run) John Deere Classic
2015-16	7	Fabian Gomez (Nos. 6-12, fourth round, Waialae CC) Sony Open in Hawaii; Jim Furyk (Nos. 6-12, fourth round, TPC River Highlands) Travelers Championship; Jim Herman, (Nos. 16-4, first round, TPC Boston) Deutsche Bank Championship
2014-15	7	Danny Lee (Nos. 3-9, fourth round, El Camaleon GC) OHL Classic at Mayakoba; Tony Finau (Nos. 12-18, second round, PGA West Nicklaus Course) Humana Challenge in partnership with the Clinton Foundation; Bill Haas (Nos. 2-8, second round, La Quinta CC) Humana Challenge in partnership with the Clinton Foundation; James Hahn (Nos. 14-2, fourth round, PGA West Palmer Course Humana Challenge in partnership with the Clinton Foundation; Scott Stallings (Nos. 2-8, fourth round, TPC Louisiana) Zurich Classic of New Orleans
2013-14	7	Troy Matteson (Nos. 9-15, final round, TPC Summerlin) Shriners Hospitals for Children Open; Jason Gore (Nos. 12-18, third round, Trump National GC-Puerto Rico) Puerto Rico Open; Kevin Streelman (Nos. 12-18), final round, TPC River Highlands) Travelers Championship; Sergio Garcia (Nos. 12-18), second round, Firestone CC) World Golf Championships-Bridgestone Invitational
2013	7	Brandt Snedeker (Nos. 13-1, first round, Conway Farms GC), BMW Championship
2012	7	Louis Oosthuizen, (Nos. 4-10, third round, TPC Boston) Deutsche Bank Championship
2011	8	Chris Stroud, (Nos. 9-16, second round, El Camaleon GC) Mayakoba Golf Classic
	8	Scott Piercy, (Nos. 2-9), third round, Montreux G&CC) Reno-Tahoe Open
2010	6	Matt Every, (Nos. 17-4, first round, TPC Scottsdale) Waste Management Phoenix Open; Phil Mickelson, (Nos. 11-16, fourth round, Redstone GC Tournament Course) Shell Houston Open; Scott Piercy, (Nos. 18-5, second round, TPC San Antonio) Valero Texas Open; Matt Every, (Nos. 17-4, fourth round, TPC Deere Run) John Deere Classic; Luke Donald, (Nos. 1-6, fourth round, Ridgewood CC) The Barclays; Charlie Wi, (Nos. 14-1, second round, TPC Boston) Deutsche Bank Championship; Spencer Levin, (Nos. 11-16, second round, TPC Summerlin) Justin Timberlake Shriners Hospitals for Children Open; Cameron Beckman, (Nos. 1-6, third round, TPC Summerlin) Justin Timberlake Shriners Hospitals for Children Open; Ryan Palmer, (Nos. 10-15, fourth round, Magnolia) Children's Miracle Network Classic
2009	9	Mark Calcavecchia, (Nos. 12-2, second round, Glen Abbey GC) RBC Canadian Open
2008	6	Shigeaki Maruyama, (Nos. 4-9, first round, The Classic Club) Bob Hope Chrysler Classic; Kenny Perry, (Nos. 6-11, fourth round, PGA West/Palmer Course) Bob Hope Chrysler Classic; Stuart Appleby, (Nos. 14-1/first round/Torrey Pines GC, North Course) Buick Invitational; Dudley Hart, (Nos. 3-8, second round, PGA National GC, Champion Course) The Honda Classic; Aaron Baddeley, (Nos. 3-8, fourth round, Doral Golf Resort & Spa) World Golf Championships-CA Championship; Steve Stricker, (Nos. 5-10, fourth round, Doral Golf Resort & Spa) World Golf Championships-CA Championship; Kenny Perry, (Nos. 11-16, first round, Muirfield Village GC) the Memorial Tournament; Charles Warren, (Nos. 12-17, first round, Warwick Hills G&CC) Buick Open; Lucas Glover, (Nos. 12-17, fourth round, Warwick Hills G&CC) Buick Open; Kevin Stadler, (Nos. 2-7, second round, Grayhawk GC, Raptor) Frys.com Open; Kevin Streelman, (Nos. 8-13, first round, Magnolia) Children's Miracle Network Classic
2007	7	Mark Wilson (Nos. 3-9, third round) the Memorial Tournament; Stephen Ames (Nos. 1-7, second round, Palm) Children's Miracle Network Classic
2006	7	J. J. Henry (Nos. 9-15, second round), FBR Open
2005	7	Joe Durant (Nos. 1-7, fourth round), The Honda Classic; Tiger Woods (Nos. 7-13, third round), Masters Tournament
2004	7	Vijay Singh (Nos. 12-18, second round), Mercedes Championships; Bob Estes (Nos. 12-18, second round), FedEx St. Jude Classic; Neal Lancaster (Nos. 15-3, first round), U.S. Bank Championship in Milwaukee
2003	8	Jerry Kelly (Nos. 7-14, third round), Las Vegas Invitational
2002	8	J.P. Hayes, Bob Hope Chrysler Classic
2001	6	Brad Elder, Spike McRoy, AT&T Pebble Beach National Pro-Am; Robert Allenby, Bob Hope Chrysler Classic; Billy Mayfair, Bob Hope Chrysler Classic; Joe Durant, Bob Hope Chrysler Classic; J.L. Lewis, Bob Hope Chrysler Classic; Mark Wiebe, Bob Hope Chrysler Classic; Stuart Appleby, Kemper Insurance Open; Brian Claar, Greater Milwaukee Open; Trevor Dodds, B.C. Open; Billy Mayfair, Buick Open; Davis Love III, Invenys Classic at Las Vegas
2000	8	Edward Fryatt, Doral-Ryder Open
1999	7	Steve Pate, Masters Tournament; Ted Tryba, Buick Open
1998	6	David Toms, Masters Tournament
1997	6	John Cook, Bob Hope Chrysler Classic; Don Pooley, Bob Hope Chrysler Classic; Brian Claar, United Airlines Hawaiian Open; Glen Day, MCI Classic; David Ogrin, MasterCard Colonial; David Sutherland, B.C. Open
1996	7	Greg Norman, Mercedes Championships; Kirk Triplett, Buick Invitational

Season	Score / Stat	Details
1995	7	Jay Delsing, FedEx St. Jude Classic
1994	7	Keith Clearwater, Southwestern Bell Colonial
1992	6	Gil Morgan, Bob Hope Chrysler Classic; Ed Fiori, Phoenix Open Invitational; Mark Calcavecchia, Masters Tournament; Fred Funk, Shell Houston Open; Tom Kite, BellSouth Classic; Andy Dillard, U.S. Open; Andy Bean, Chattanooga Classic
1991	6	Mark Lye, Phoenix Open Invitational; Bill Sander, Shearson Lehman Brothers Open; Mark Brooks, Kmart Greater Greensboro Open; Karl Kimball, Greater Milwaukee Open; Chip Beck, Las Vegas Invitational
1990	7	Steve Elkington, Bob Hope Chrysler Classic; Scott Verplank, Greater Milwaukee Open
1989	7	Wayne Grady, Shearson Lehman Hutton Open
1988	7	Nick Faldo, Tournament of Champions
1987	8	Dewey Arnette, Buick Open
1986	6	Doug Tewell, Los Angeles Open; Don Pooley, USF&G Classic; Dave Rummells, Tournament Players Championship; Jack Nicklaus, Memorial Tournament; Kenny Knox, Buick Open; Mark Calcavecchia, Greater Milwaukee Open
1985	7	Hubert Green, Western Open
1984	7	Tommy Valentine, Georgia-Pacific Atlanta Golf Classic; Mike McCullough, Canadian Open; Rod Nuckolls, Buick Open
1983	6	Bill Kratzert, Glen Campbell Los Angeles Open; Mike Sullivan, Buick Open; David Graham, Buick Open
1982	7	Scott Hoch, Bob Hope Desert Classic
1981	6	Tom Kite, Pensacola Open
1980	7	George Burns, Manufacturers Hanover Westchester Classic; John Fought, Buick-Goodwrench Open
1979	7	John Mahaffey, Bob Hope Desert Classic
1978	6	Bob Gilder, Doral-Eastern Open Invitational
1977	7	Bobby Walzel, Pensacola Open
1976	8	Fuzzy Zoeller, Ed McMahon-Jaycees Quad City Open
1975	6	Johnny Miller, Masters Tournament
1974	6	Gary McCord, Bing Crosby National Pro-Am; Mike McCullough, Bob Hope Classic; Ben Crenshaw, San Diego Open
1973	6	Dan Sikes, Westchester Classic; Hale Irwin, World Open Golf Championship
1972	7	Bert Yancey, Walt Disney World Open Invitational
1971	6	Gibby Gilbert, Westchester Classic
1970	6	Frank Beard, Tournament of Champions; Wilf Homenuik, Azalea Open

Best Birdie-Eagle Streak

Season	Score / Stat	Details
2019-20	7-under	Dustin Johnson, (B-E-B-E-B/Nos. 1-5/second round/TPC Boston) THE NORTHERN TRUST
2018-19	7-under	Carlos Ortiz, (B-B-E-B-B/Nos. 4-9/second round/La Quinta CC) Desert Classic; Cameron Champ, (B-B-B-B-E/Nos. 2-7/second round/Detroit GC) Rocket Mortgage Classic; Tom Lovelady, (B-B-B-B-E/Nos. 10-15/second round/Keene Trace GC) Barbasol Championship
2017-18	7-under	Peter Uihlein, (B-B-B-B-E/Nos. 5-10/third round/Quail Hollow Club) Wells Fargo Championship; Jonathan Randolph, (B-B-B-E-B/Nos. 15-2/second round/Glen Abbey GC) RBC Canadian Open
2016-17	7-under	Adam Hadwin, (B-B-E-B-B/Nos. 13-18/second round/TPC Summerlin) Shriners Hospitals for Children Open
2015-16	8-under	Kevin Na, (B-B-B-E-B-B/Nos. 3-9/third round/PGA West Tournament Course) CareerBuilder Challenge; Jonattan Vegas, (B-E-B-B-E/Nos. 12-17/second round/RTJ Trail Grand National) Barbasol Championship
2014-15	10-under	Ryan Palmer, (E-B-B-E-B-B/Nos. 12-1/second round/PGA West Nicklaus Course) Humana Challenge
2013-14	7-under	Phil Mickelson, (B-B-B-E-B/Nos. 3-8/third round/Quail Hollow Club) Wells Fargo Championship
2013	7-under	Brendan Steele (B-B-B-B-E/Nos. 13-18/third round/Montreux G&CC) Reno-Tahoe Open
2012	6-under	Ken Duke, (B-B-B-B-E) Nos. 12-16/first round/Pebble Beach GL) AT&T Pebble Beach National Pro-Am
2011	7-under	Derek Lamely, (B-B-B-B-E-B/Nos. 2-7/first round/La Quinta CC) Bob Hope Classic
2010	6-under	Lucas Glover, (E-B-B-B/Nos. 9-4/first round/Plantation Course at Kapalua) Hyundai Tournament of Champions; Davis Love III, (B-B-E-B-B/Nos. 2-6/first round/Bay Hill Club & Lodge) Arnold Palmer Invitational; Troy Merritt, (B-E-B-B-B/Nos. 7-2/fourth round/TPC Louisiana) Zurich Classic of New Orleans; Rickie Fowler, (B-B-B-E-B/Nos. 4-8/first round/Muirfield Village GC) the Memorial Tournament; Jason Dufner, (E-B-B-B-B/Nos. 5-9/first round/Sedgefield Country Club) Wyndham Championship; Chris Stroud, (B-B-B-B-E/Nos. 3-7/second round/Annandale GC) Viking Classic; Michael Letzig, (B-B-B-B-E/Nos. 12-16/first round/TPC Summerlin) Justin Timberlake Shriners Hospitals for Children Open
2009	6-under	David Berganio, Jr., (B-B-B-B-E/Nos. 12-16/first round/PGA West, Nicklaus) Bob Hope Classic; Lee Janzen, (B-E-B-B-B/Nos. 12-16/third round/PGA West, Nicklaus) Bob Hope Classic; Paul Claxton, (B-B-B-B-E/Nos. 6-10/second round/Quail Hollow Club) Quail Hollow Championship; Tag Ridings, (B-B-E-B-B/Nos. 11-15/third round/TPC River Highlands) Travelers Championship; Bubba Watson, (B-B-E-B-B/Nos. 12-16/second round/Glen Abbey GC) RBC Canadian Open; Tiger Woods, (B-B-E-B-B/Nos. 10-14/second round/Warwick Hills G&CC) Buick Open; Chris Riley, (B-E-B-B-B/Nos. 3-7/second round/Montreux G&CC) Legends Reno-Tahoe Open; John Rollins, (B-B-E-B-B/Nos. 7-11/second round/Montreux G&CC) Legends Reno-Tahoe Open; Marc Leishman, (B-B-E-B-B/Nos. 16-2/second round/TPC Boston) Deutsche Bank Championship; J.J. Henry, (E-B-B-E/Nos. 13-16/second round/TPC Summerlin) Justin Timberlake Shriners Hospitals for Children Open
2008	6-under	Woody Austin, (B-B-B-B-E/Nos. 12-16/second round/Warwick Hills G&CC) Buick Open; Steve Marino, (B-E-B-B-B/Nos. 12-16/second round/TPC Summerlin) Justin Timberlake Shriners Hospitals for Children Open; Davis Love III, (B-B-B-E-B/Nos. 13-17/third round/TPC Summerlin) Justin Timberlake Shriners Hospitals for Children Open
2007	8-under	Brandt Snedeker (B-B-B-B-E-B-B/Nos. 10-16/first round/Torrey Pines GC, North), Buick Invitational
2006	7-under	Adam Scott (E-B-B-B-E/Nos. 7-11/third round), Wachovia Championship
2005	6-under	Brett Wetterich (B-B-E-B-B/Nos. 13-17), Chrysler Classic of Tucson; Lee Janzen (B-E-B-B/Nos. 4-8), The Honda Classic; J.L. Lewis, (E-B-B-B-B/Nos. 6-10), Booz Allen Classic; Tiger Woods (E-E-B-B/Nos. 13-16), Buick Open; Bill Glasson (E-B-B-B-B/Nos. 10-14), Reno-Tahoe Open; Briny Baird (E-B-B-B-B/Nos. 12-16), Michelin Championship at Las Vegas; Chris Smith (B-B-B-B-E/Nos. 15-18, Nos. 1), FUNAI Classic at Walt Disney World Resort
2004	6-under	Robert Gamez (B-B-B-B-B-E/Nos. 18-5/third round), Indian Wells CC, Bob Hope Chrysler Classic; Billy Andrade (E-B-B-B-B-B/Nos. 6-11/fourth round), PGA West/Palmer, Bob Hope Chrysler Classic
2003	8-under	Briny Baird (B-B-B-B-B-B-B-E/Nos. 14-3/second round), FUNAI Classic at Walt Disney World Resort

Season	Score / Stat	Details
2002	6-under	Peter Lonard (E-B-B-B-B-B/Nos. 15-2/second round), Compaq Classic of New Orleans
2001	8-under	Billy Mayfair (B-E-B-B-B-B-B/Nos. 9-16/fourth round), Buick Open
2000	6-under	Blaine McCallister (B-B-B-B-E-B), Compaq Classic of New Orleans; Skip Kendall (E-B-B-B-B-B), Buick Open
1999	6-under	Barry Cheesman (B-E-B-B-B-B), GTE Byron Nelson Classic
1998	5-under	John Daly (B-B-B-B-E), Bob Hope Chrysler Classic; J.L. Lewis (B-B-E-B-B), Bob Hope Chrysler Classic; Donnie Hammond (B-B-B-B-E), Canon Greater Hartford Open; Vijay Singh (B-E-B-B-B), Canon Greater Hartford Open; Clarence Rose (E-B-B-B-B), B.C. Open
1997	6-under	Andrew Magee (B-B-B-B-E-B), Bob Hope Chrysler Classic; Tom Purtzer (B-B-B-E-B-B), Sprint International
1996	5-under	Grant Waite (E-B-E-B-B), Phoenix Open; Neal Lancaster (B-E-B-B-B), U.S. Open; Steve Stricker (B-E-B-B-B), Motorola Western Open
1995	5-under	Keith Fergus (B-B-B-B-E), United Airlines Hawaiian Open; Ben Crenshaw (B-E-B-B-B), Phoenix Open Invitational
1994	5-under	Ken Green (B-E-B-E-B), Phoenix Open Invitational
1993	5-under	Rick Fehr (B-E-B-B-B), Bob Hope Chrysler Classic
1992	5-under	Chris Tucker (B-E-B-B-B), Federal Express St. Jude Classic; Lee Janzen (E-B-B-B-B), Walt Disney World/Oldsmobile Classic
1991	6-under	Robert Gamez (B-B-B-E-B-B), Greater Milwaukee Open
1990	6-under	David Frost (B-B-B-B-B-E), Northern Telecom Tucson Open
1989	7-under	Webb Heintzelman (B-B-B-B-B-E-B), Las Vegas Invitational
1986	5-under	Raymond Floyd (E-B-B-B-B), Bob Hope Chrysler Classic; Denis Watson (B-E-B-B-B), Greater Hartford Open
1983	6-under	Craig Stadler (B-B-E-B-B-B), Buick Open
1977	7-under	Al Geiberger (B-B-B-B-E-B-B), Danny Thomas Memphis Classic
1975	5-under	Bobby Mitchell (B-B-B-B-E), Danny Thomas Memphis Classic

Best Come-From-Behind Last Day to Win

Season	Score / Stat	Details
2019-20	4 Strokes	Tyler Duncan, The RSM Classic; Marc Leishman, Farmers Insurance Open; Justin Thomas, World Golf Championships-FedEx St. Jude Invitational; Jim Herman, Wyndham Championship
2018-19	5 strokes	Xander Schauffele, Sentry Tournament of Champions;; Francesco Molinari, Arnold Palmer Invitational presented by Mastercard
2017-18	8 strokes	Justin Rose, World Golf Championships-HSBC Champions
2016-17	4 strokes	Brendan Steele, Safeway Open; Justin Thomas, CIMB Classic;; Hideki Matsuyama, Watse Management Phoenix Open;; Russell Henley, Shell Houston Open; Wesley Bryan, RBC Heritage; Jason Dufner, the Memorial Tournament presented by Nationwide; Kyle Stanley, Quicken Loans National; Bryson DeChambeau, John Deere Classic
2015-16	7 strokes	Smylee Kaufman, Shriners Hospitals for Children Open
2014-15	6 strokes	J.B. Holmes, Shell Houston Open
2013-14	6 strokes	Matt Jones, Shell Houston Open
2013	6 strokes	Brian Gay, Humana Challenge; Jordan Spieth, John Deere Classic; Adam Scott, The Barclays
2012	8 strokes	Kyle Stanley, Waste Management Phoenix Open
2011	6 strokes	Brandt Snedeker, The Heritage
2010	7 strokes	Stuart Appleby, The Greenbrier Classic
2009	5 strokes	Nick Watney, Buick Invitational; Tiger Woods, Arnold Palmer Invitational
2008	5 strokes	Camilo Villegas, TOUR Championship
2007	6 strokes	Padraig Harrington, The Open Championship
2006	6 strokes	Kirk Triplett, Chrysler Classic of Tucson
2005	7 strokes	Padraig Harrington, The Honda Classic; Brad Faxon, Buick Championship
2004	9 strokes	Stewart Cink, MCI Heritage
2003	8 strokes	Craig Stadler, B.C. Open
2002	7 strokes	Len Mattiace, Fed Ex St. Jude Classic; Spike McRoy, B.C. Open; John Rollins, Bell Canadian Open
2001	7 strokes	Davis Love III, AT&T Pebble Beach National Pro-Am
2000	6 strokes	Phil Mickelson, MasterCard Colonial; Duffy Waldorf, National Car Rental Golf Classic
1999	10 strokes	Paul Lawrie, The Open Championship
1998	8 strokes	Scott Simpson, Buick Invitational
1997	5 strokes	Frank Nobilo, Greater Greensboro Chrysler Classic; Justin Leonard, Kemper Open; Justin Leonard, The Open Championship
1996	6 strokes	Nick Faldo, Masters Tournament
1995	7 strokes	Jim Gallagher, Jr., Kmart Greater Greensboro Open; Payne Stewart, Shell Houston Open

Season	Score / Stat	Details
1994	7 strokes	Nick Price, Southwestern Bell Colonial
1993	5 strokes	Vijay Singh, Buick Classic
1992	5 strokes	Lanny Wadkins, Canon Greater Hartford Open; David Edwards, Memorial Tournament; Mark Carnevale, Chattanooga Classic
1991	7 strokes	Mark Brooks, Kmart Greater Greensboro Open; Fulton Allem, Independent Insurance Agent Open
1990	8 strokes	Chip Beck, Buick Open
1989	7 strokes	Mike Sullivan, Independent Insurance Agent Open
1988	7 strokes	Sandy Lyle, Phoenix Open Invitational
1987	6 strokes	Corey Pavin, Hawaiian Open; Larry Nelson, Walt Disney World/Oldsmobile Golf Classic
1986	7 strokes	Tom Kite, Western Open
1985	8 strokes	Hal Sutton, St. Jude Memphis Classic
1984	7 strokes	Ronnie Black, Anheuser-Busch Golf Classic
1983	8 strokes	Mark Lye, Bank of Boston Classic
1982	6 strokes	Tom Kite, Bay Hill Classic
1981	6 strokes	Raymond Floyd, Tournament Players Championship
1980	6 strokes	Peter Jacobsen, Buick Open
1979	6 strokes	Raymond Floyd, Greater Greensboro Open; Lou Graham, IVB-Philadelphia Golf Classic; Fuzzy Zoeller, Masters Tournament
1978	7 strokes	Gary Player, Masters Tournament, MONY Tournament of Champions; John Mahaffey, PGA Championship
1977	6 strokes	Lanny Wadkins, PGA Championship; Miller Barber, Anheuser Busch Golf Classic
1976	5 strokes	Al Geiberger, Western Open
1975	7 strokes	Roger Maltbie, Ed McMahon-Jaycees Quad City Open
1974	6 strokes	Tom Watson, Western Open
1973	6 strokes	Johnny Miller, U.S. Open
1972	5 strokes	Grier Jones, Hawaiian Open
1971	5 strokes	Gene Littler, Colonial National Invitational
1970	7 strokes	Pete Brown, Andy Williams-San Diego Open

Three or More Victories

Season	Score / Stat	Details
2019-20	3	Justin Thomas, THE CJ CUP @ NINE BRIDGES, Sentry Tournament of Champions, World Golf Championships-FedEx St. Jude Invitational; Dustin Johnson, Travelers Championship, THE NORTHERN TRUST, TOUR Championship
2018-19	3	Brooks Koepka, THE CJ CUP @ NINE BRIDGES, PGA Championship, World Golf Championships-FedEx St. Jude Invitational; Rory McIlroy, THE PLAYERS Championship, RBC Canadian Open, TOUR Championship
2017-18	3	Bubba Watson, Genesis Open, World Golf Championships-Dell Technologies Match Play, Travelers Championship; Dustin Johnson, Sentry Tournament of Champions, FedEx St. Jude Classic, RBC Canadian Open; Justin Thomas, THE CJ CUP @ NINE BRIDGES, The Honda Classic, World Golf Championships-Bridgestone Invitational; Bryson DeChambeau, the Memorial Tournament presented by Nationwide, THE NORTHERN TRUST, Dell Technologies Championship
2016-17	5	Justin Thomas, CIMB Classic, SBS Tournament of Champions, Sony Open in Hawaii, PGA Championship, Dell Technologies Championship
	4	Dustin Johnson, Genesis Open, World Golf Championships-Mexico Championship, World Golf Championship-Dell Technologies Match Play, THE NORTHERN TRUST
	3	Jordan Spieth, AT&T Pebble Beach Pro-Am, Travelers Championship, The Open Championship; Hideki Matsuyama, World Golf Championships-HSBC Champions, Waste Management Phoenix Open, World Golf Championships-Bridgestone Invitational
2015-16	3	Dustin Johnson, U.S. Open, World Golf Championships-Bridgestone Invitational, BMW Championship; Jason Day, Arnold Palmer Invitational presented by MasterCard, World Golf Championships-Dell Match Play, THE PLAYERS Championship
2014-15	5	Jordan Spieth, Valspar Championship, Masters Tournament, U.S. Open, John Deere Classic, TOUR Championship by Coca-Cola; Jason Day, Farmers Insurance Open, RBC Canadian Open, PGA Championship, The Barclays, BMW Championship
2013-14	3	Rory McIlroy, The Open Championship, World Golf Championships-Bridgestone Invitational, PGA Championship; Jimmy Walker, Frys.com Open, Sony Open in Hawaii, AT&T Pebble Beach National Pro-Am
2013	5	Tiger Woods, Farmers Insurance Open, World Golf Championships-Cadillac Championship, Arnold Palmer Invitational presented by MasterCard, THE PLAYERS Championship, World Golf Championships-Bridgestone Invitational
2012	4	Rory McIlroy, The Honda Classic, PGA Championship, Deutsche Bank Championship, BMW Championship
	3	Tiger Woods, Arnold Palmer Invitational, the Memorial Tournament, AT&T National; None
2011	None	
2010	3	Jim Furyk, Transitions Championship, Verizon Heritage, TOUR Championship by Coca-Cola
2009	6	Tiger Woods, Arnold Palmer Invitational, Memorial Tournament, AT&T National, Buick Open, World Golf Championships-Bridgestone Invitational, BMW Championship
	3	Steve Stricker, Crowne Plaza Invitational, John Deere Classic, Deutsche Bank Championship; Phil Mickelson, Northern Trust Open, World Golf Championships-CA Championship, TOUR Championship by Coca-Cola
2008	4	Tiger Woods, Buick Invitational, World Golf Championships-Accenture Match Play Championship, Arnold Palmer Invitational, U.S. Open
	3	Vijay Singh, World Golf Championships-Bridgestone Invitational, The Barclays, Deutsche Bank Championship; Kenny Perry, the Memorial Tournament, Buick Open, John Deere Classic
2007	7	Tiger Woods, Buick Invitational, World Golf Championships-CA Championship, Wachovia Championship, World Golf Championships-Bridgestone Invitational, PGA Championship, BMW Championship, TOUR Championship by Coca-Cola
	3	Phil Mickelson, AT&T Pebble Beach National Pro-Am, THE PLAYERS Championship, Deutsche Bank Championship
2006	8	Tiger Woods, Buick Invitational, Ford Championship at Doral, The Open Championship, Buick Open, PGA Championship, World Golf Championships-Bridgestone Invitational, Deutsche Bank Championship, World Golf Championships-American Express Championship
2005	6	Tiger Woods, Buick Invitational, Ford Championship at Doral, Masters Tournament, The Open Championship, World Golf Championships-NEC Invitational, World Golf Championships-American Express Championship
	4	Vijay Singh, Sony Open in Hawaii, Shell Houston Open, Wachovia Championship, Buick Open; Phil Mickelson, FBR Open, AT&T Pebble Beach National Pro-Am, BellSouth Classic, PGA Championship
2004	9	Vijay Singh, AT&T Pebble Beach National Pro-Am, Shell Houston Open, HP Classic of New Orleans, Buick Open, PGA Championship, Deutsche Bank Championship, Bell Canadian Open, 84 LUMBER Classic, Chrysler Championship
	3	Ernie Els, Sony Open in Hawaii, Memorial Tournament, World Golf Championships-American Express Championship
2003	5	Tiger Woods, Buick Invitational, World Golf Championships-Accenture Match Play, Bay Hill Invitational, Western Open, World Golf Championships-American Express Championship
	4	Davis Love III, AT&T Pebble Beach National Pro-Am, THE PLAYERS Championship, MCI Heritage, The INTERNATIONAL
	3	Vijay Singh, Phoenix Open, EDS Byron Nelson Championship, John Deere Classic, FUNAI Classic at Walt Disney World Resort; Mike Weir, Bob Hope Chrysler Classic, Nissan Open, Masters Tournament; Kenny Perry, Bank of America Colonial, Memorial Tournament, Greater Milwaukee Open
2002	5	Tiger Woods, Bay Hill Invitational, Masters Tournament, U.S. Open, Buick Open, World Golf Championships-American Express Championship
2001	5	Tiger Woods, Bay Hill Invitational, THE PLAYERS Championship, Masters Tournament, Memorial Tournament, World Golf Championships-NEC Invitational
	3	David Toms, Compaq Classic of New Orleans, PGA Championship, Michelob Championship
2000	9	Tiger Woods, Mercedes Championship, AT&T Pebble Beach National Pro-Am, Bay Hill Invitational, Memorial Tournament, U.S. Open, British Open, PGA Championship, World Golf Championships-NEC Invitational, Bell Canadian Open
	4	Phil Mickelson, Buick Invitational, BellSouth Classic, MasterCard Colonial, TOUR Championship
1999	8	Tiger Woods, Buick Invitational, Memorial Tournament, Motorola Western Open, PGA Championship, World Golf Championships-NEC Invitational, National Car Rental Golf Classic at Walt Disney World Resort, TOUR Championship, World Golf Championships-American Express
	4	David Duval, Mercedes Championships, Bob Hope Chrysler Classic, THE PLAYERS Championship, BellSouth Classic
1998	4	David Duval, Tucson Chrysler Classic, Shell Houston Open, NEC World Series of Golf, Michelob Championship
1997	4	Tiger Woods, Mercedes Championship, Masters Tournament, GTE Byron Nelson Golf Classic, Motorola Western Open
	3	David Duval, Michelob Championship, Walt Disney World/Oldsmobile, TOUR Championship
1996	4	Phil Mickelson, Nortel Open, Phoenix Open, GTE Byron Nelson Golf Classic, NEC World Series of Golf
	3	Mark Brooks, Bob Hope Chrysler Classic, Shell Houston Open, PGA Championship
1995	3	Lee Janzen, THE PLAYERS Championship, Kemper Open, Sprint International; Greg Norman, Memorial Tournament, Canon Greater Hartford Open, NEC World Series of Golf
1994	6	Nick Price, The Honda Classic, Southwestern Bell Colonial, Motorola Western Open, The Open Championship, PGA Championship, Canadian Open
	3	Mark McCumber, Anheuser-Busch Golf Classic, Hardee's Golf Classic, TOUR Championship
1993	4	Nick Price, THE PLAYERS Championship, Canon Greater Hartford Open, Sprint Western Open, Federal Express St. Jude Classic
	3	Paul Azinger, Memorial Tournament, New England Classic, PGA Championship
1992	3	Fred Couples, Nissan Los Angeles Open, Nestle Invitational, Masters Tournament; Davis Love III, THE PLAYERS Championship, MCI Heritage Classic, Kmart Greater Greensboro Open; John Cook, Bob Hope Chrysler Classic, United Airlines Hawaiian Open, Las Vegas Invitational; None
1991	None	
1990	4	Wayne Levi, Bellsouth Atlanta Golf Classic, Centel Western Open, Canon Greater Hartford Open, Canadian Open
1989	3	Tom Kite, Nestle Invitational, THE PLAYERS Championship, Nabisco Championship; Mark Calcavecchia, Phoenix Open Invitational, Nissan Los Angeles Open, The Open Championship
1988	4	Curtis Strange, Independent Insurance Agent Open, Memorial Tournament, U.S. Open, Nabisco Championship
	3	Sandy Lyle, Phoenix Open Invitational, Kmart Greater Greensboro Open, Masters Tournament
1987	3	Curtis Strange, Canadian Open, Federal Express St. Jude Classic, World Series of Golf; Paul Azinger, Phoenix Open Invitational, Panasonic Las Vegas Invitational, Canon Sammy Davis Jr.-Greater Hartford Open
1986	4	Bob Tway, Andy Williams-San Diego Open, Manufacturers Hanover Westchester Classic, Georgia-Pacific Atlanta Golf Classic, PGA Championship
	3	Fuzzy Zoeller, AT&T Pebble Beach National Pro-Am, Sea Pines Heritage Classic, Anheuser-Busch Golf Classic; Greg Norman, Panasonic Las Vegas Invitational, Kemper Open, The Open Championship
1985	3	Curtis Strange, The Honda Classic, Panasonic Las Vegas Invitational, Canadian Open; Lanny Wadkins, Bob Hope Desert Classic, Glen Campbell Los Angeles Open, Walt Disney World/Oldsmobile Classic
1984	3	Tom Watson, Seiko-Tucson Match Play Championship, Tournament of Champions, Western Open; Denis Watson, Buick Open, World Series of Golf, Panasonic Las Vegas Invitational; None
1983	None	
1982	4	Calvin Peete, Greater Milwaukee Open, Anheuser-Busch Golf Classic, B.C. Open, Pensacola Open
	3	Craig Stadler, Joe Garagiola Tucson Open, Masters Tournament, Kemper Open, World Series of Golf; Tom Watson, Glen Campbell Los Angeles Open, Sea Pines Heritage Classic, U.S. Open, The Open Championship; Raymond Floyd, Memorial Tournament, Danny Thomas Memphis Open, PGA Championship; Lanny Wadkins, Phoenix Open Invitational, Tournament of Champions, Buick Open; Bob Gilder, Byron Nelson Golf Classic, Manufacturers Hanover Westchester Classic, Bank of Boston Classic
1981	4	Bill Rogers, Sea Pines Heritage Classic, The Open Championship, World Series of Golf, Texas Open

2020-21 PGA TOUR MEDIA GUIDE | Section 5: All-Time Records

Season	Score / Stat	Details
1980	3	Bruce Lietzke, Bob Hope Desert Classic, Wickes/Andy Williams San Diego Open, Byron Nelson Golf Classic; Tom Watson, Masters Tournament, USF&G New Orleans Open, Atlanta Classic; Raymond Floyd, Doral-Eastern Open Invitational, Tournament Players Championship, Manufacturers Hanover Westchester Classic
	7	Tom Watson, Andy Williams-San Diego Open, Glen Campbell Los Angeles Open, Tournament of Champions, Greater New Orleans Open, Byron Nelson Golf Classic, The Open Championship, World Series of Golf
1979	3	Lee Trevino, Tournament Players Championship, Danny Thomas Memphis Classic, San Antonio Texas Open
	5	Tom Watson, Sea Pines Heritage Classic, Tournament of Champions, Byron Nelson Golf Classic, Memorial Tournament, Hall of Fame Tournament
1978	3	Lou Grahame, IVB-Philadelphia Golf Classic, American Optical Classic, San Antonio Texas Open
	5	Tom Watson, Joe Garagiola Tucson Open, Bing Crosby National Pro-Am, Byron Nelson Golf Classic, Hall of Fame Tournament, Anheuser-Busch Golf Classic
1977	4	Jack Nicklaus, Jackie Gleason's Inverrary Classic, Tournament Players Championship, IVB-Philadelphia Golf Classic, The Open Championship
	3	Gary Player, Masters Tournament, Tournament of Champions, Houston Open; Andy Bean, Kemper Open, Danny Thomas Memphis Classic, Western Open
1976	5	Tom Watson, Bing Crosby National Pro-Am, Andy Williams-San Diego Open, Masters Tournament, Western Open, The Open Championship
	3	Jack Nicklaus, Jackie Gleason's Inverrary Classic, Tournament of Champions, Memorial Tournament; Hale Irwin, Atlanta Classic, Hall of Fame Tournament, San Antonio Texas Open
1975	3	Hubert Green, Doral-Eastern Open Invitational, Greater Jacksonville Open, Sea Pines Heritage Classic; Ben Crenshaw, Bing Crosby National Pro-Am, Hawaiian Open, Ohio Kings Island Open; Johnny Miller, NBC Tucson Open, Bob Hope Desert Classic, The Open Championship
	5	Jack Nicklaus, Doral-Eastern Open Invitational, Sea Pines Heritage Classic, Masters Tournament, PGA Championship, World Open Golf Championship
1974	4	Johnny Miller, Phoenix Open Invitational, Dean Martin Tucson Open, Bob Hope Desert Classic, Kaiser International
	3	Gene Littler, Bing Crosby National Pro-Am, Danny Thomas Memphis Classic, Westchester Classic
1973	8	Johnny Miller, Bing Crosby National Pro-Am, Phoenix Open Invitational, Dean Martin Tucson Open, Sea Pines Heritage Classic, Tournament of Champions, Westchester Classic, World Open Golf Championship, Kaiser International
	3	Hubert Green, Bob Hope Desert Classic, Greater Jacksonville Open, IVB-Philadelphia Golf Classic; Dave Stockton, Glen Campbell Los Angeles Open, Quad Cities Open, Sammy Davis Jr.-Greater Hartford Open; Gary Player, Masters Tournament, Danny Thomas Memphis Classic, The Open Championship
1972	7	Jack Nicklaus, Bing Crosby National Pro-Am, Greater New Orleans Open, Tournament of Champions, Atlanta Classic, PGA Championship, Ohio Kings Island Open, Walt Disney World Open Invitational
	5	Tom Weiskopf, Colonial National Invitational, Kemper Open, IVB-Philadelphia Golf Classic, The Open Championship, Canadian Open
1971	4	Bruce Crampton, Phoenix Open Invitational, Dean Martin Tucson Open, Houston Open, American Golf Classic
	7	Jack Nicklaus, Bing Crosby National Pro-Am, Doral-Eastern Open Invitational, Masters Tournament, U.S. Open, Westchester Classic, U.S. Professional Match Play Championship, Walt Disney World Open Invitational
1970	4	Lee Trevino, Danny Thomas Memphis Classic, Greater Hartford Open, Greater St. Louis Golf Classic, British Open
	6	Lee Trevino, Tallahassee Open Invitational, Danny Thomas Memphis Classic, U.S. Open, The Open Championship, Canadian Open, Sahara Invitational
1970	5	Jack Nicklaus, PGA Championship, Tournament of Champions, Byron Nelson Golf Classic, National Team Championship, Walt Disney World Open Invitational
	4	Arnold Palmer, Bob Hope Desert Classic, Florida Citrus Open, Westchester Classic, National Team Championship
1970	4	Billy Casper, Los Angeles Open, Masters Tournament, IVB-Philadelphia Golf Classic, AVCO Classic
	3	Jack Nicklaus, Byron Nelson Golf Classic, The Open Championship, National Four-Ball Championship

Wire-To-Wire Winners

Season	Score / Stat
2019-20	Nick Taylor, AT&T Pebble Beach Pro-Am
2018-19	Brooks Koepka, PGA Championship Nate Lashley, Rocket Mortgage Classic
2017-18	Brice Garnett, Corales Puntacana Resort & Club Championship Brandt Snedeker, Wyndham Championship
2016-17	Justin Thomas, Sony Open in Hawaii Marc Leishman, BMW Championship
2015-16	Jason Day, Arnold Palmer Invitational presented by MasterCard, THE PLAYERS Championship
2014-15	Jordan Spieth, Masters Tournament Jason Day, BMW Championship
2013-14	Patrick Reed, Humana Challenge Ben Crane, FedEx St. Jude Classic Martin Kaymer, U.S. Open Rory McIlroy, The Open Championship
2013	Phil Mickelson, Waste Management Phoenix Open Henrik Stenson, TOUR Championship by Coca-Cola
2012	None
2011	Rory McIlroy, U.S. Open
2010	Jason Bohn, Zurich Classic of New Orleans Rocco Mediate, Frys.com Open
2009	Geoff Ogilvy, Mercedes-Benz Championship Brian Gay, St. Jude Classic
2008	K.J. Choi, Sony Open in Hawaii Camilo Villegas, BMW Championship
2007	Steve Flesch, Reno-Tahoe Open
2006	Phil Mickelson, BellSouth Classic Stuart Appleby, Shell Houston Open Ben Curtis, Booz Allen Classic Corey Pavin, U.S. Bank Championship Tiger Woods, World Golf Championships-American Express Championship
2005	Phil Mickelson, AT&T Pebble Beach National Pro-Am Justin Leonard, FedEx St. Jude Classic Tiger Woods, The Open Championship Ben Crane, U.S. Bank Championship Vaughn Taylor, Reno-Tahoe Open.
2004	Stewart Cink, World Golf Championships-NEC Invitational Vijay Singh, 84 LUMBER Classic
2003	Tiger Woods, 100th Western Open
2002	Tiger Woods, U.S. Open, World Golf Championships-American Express Championship K.J. Choi, Tampa Bay Classic
2001	Bob Estes, FedEx St. Jude Classic
2000	Paul Azinger, Sony Open in Hawaii Hal Sutton, THE PLAYERS Championship Tiger Woods, U.S. Open, World Golf Championships-NEC Invitational
1999	Jesper Parnevik, Greater Greensboro Chrysler Classic
1998	None
1997	Steve Jones, Phoenix Open Steve Elkington, THE PLAYERS Championship Nick Price, MCI Classic Ernie Els, Buick Classic
1996	Tim Herron, The Honda Classic Ernie Els, Buick Classic Scott Hoch, Michelob Championship at Kingsmill
1995	None

Season	Score / Stat
1994	Greg Norman, THE PLAYERS Championship Mike Springer, Kmart Greater Greensboro Open Bob Estes, Texas Open
1993	Howard Twitty, United Airlines Hawaiian Open Nick Price, Sprint Western Open
1992	Fred Couples, The Nestle Invitational David Frost, Hardee's Golf Classic
1991	None
1990	Jose Maria Olazabal, World Series of Golf Tim Simpson, Walt Disney World/Oldsmobile Classic
1989	Ian Baker-Finch, Colonial National Invitational
1988	Larry Nelson, Georgia-Pacific Atlanta Golf Classic
1987	Joey Sindelar, B.C. Open Tom Watson, Nabisco Championships of Golf
1986	None
1985	Tom Kite, MONY Tournament of Champions
1984	Greg Norman, Kemper Open
1983	Hal Sutton, PGA Championship Nick Price, World Series of Golf
1982	Craig Stadler, Joe Garagiola-Tucson Open Bob Gilder, Manufacturers Hanover Westchester Classic Raymond Floyd, PGA Championship Tim Norris, Sammy Davis, Jr. Greater Hartford Open Wayne Levi, Lajet Classic
1981	None
1980	Tom Watson, Tournament of Champions, Byron Nelson Golf Classic Bruce Lietzke, Colonial National Invitational Scott Hoch, Quad Cities Open
1979	Bruce Lietzke, Joe Garagiola Tucson Open Tom Watson, Sea Pines Heritage Classic, Tournament of Champions
1978	Tom Watson, Joe Garagiola Tucson Open
1977	Rik Massengale, Bob Hope Desert Classic Andy Bean, Doral-Eastern Open Invitational Tom Storey, Oklahoma City Open Championship Lee Trevino, Canadian Open Jerry Pate, Southern Open
1976	Raymond Floyd, Masters Tournament Mark Hayes, Byron Nelson Golf Classic
1975	Johnny Miller, Dean Martin Tucson Open Tom Weiskopf, Greater Greensboro Open Al Geiberger, Tournament Players Championship
1974	Johnny Miller, Dean Martin Tucson Open, Sea Pines Heritage Open Allen Miller, Tallahassee Open Ed Sneed, Greater Milwaukee Open
1973	Lee Trevino, Doral-Eastern Open Invitational Homero Blancas, Monsanto Open Tom Weiskopf, The Open Championship
1972	Jack Nicklaus, Masters Tournament Dave Hill, Monsanto Open
1971	Jack Nicklaus, PGA Championship Arnold Palmer, Westchester Classic
1970	Tony Jacklin, U.S. Open

First-Time Winners

Season	Score / Stat	Details
2019-20	8	Joaquin Niemann, Sebastián Muñoz, Lanto Griffin, Tyler Duncan, Viktor Hovland, Sungjae Im, Tyrrell Hatton, Richy Werenski
2018-19	14	Kevin Tway, Cameron Champ, Adam Long, Martin Trainer, Keith Mitchell, Corey Connors, C.T. Pan, Max Homa, Sung Kang, Nate Laschley, Matthew Wolff, Dylan Frittelli, Collin Morikawa, J.T. Poston
2017-18	11	Ryan Armour, Patrick Cantlay, Patton Kizzire*, Austin Cook, Brice Garnett, Satoshi Kodaira, Andrew Landry, Aaron Wise, Francesco Molinari*, Michael Kim, Andrew Putnam
2016-17	12	Cody Gribble, Mackenzie Hughes, Hudson Swafford, Jon Rahm, Adam Hadwin, Wesley Bryan, Kevin Chappell, Cameron Smith, Xander Schauffele*, Bryson DeChambeau, Grayson Murray, Chris Stroud
2015-16	16	Emiliano Grillo, Smylie Kaufman, Justin Thomas, Peter Malnati, Russell Knox*, Kevin Kisner, Tony Finau, Jim Herman, Danny Willett, Branden Grace, Brian Stuard, William McGirt, Daniel Berger, Billy Hurley III, Greg Chalmers, Si Woo Kim
2014-15	11	Ben Martin, Robert Streb, Nick Taylor, Brooks Koepka, James Hahn, Alex Cejka, David Lingmerth, Fabian Gomez, Danny Lee, Troy Merritt, Shane Lowry
2013-14	10	Jimmy Walker**, Kevin Stadler, Chesson Hadley, Matt Every, Steven Bowditch, Matt Jones, Seung-Yul Noh, Brendon Todd, Hideki Matsuyama, Brian Harman
2013	12	Russell Henley, John Merrick, Michael Thompson, Scott Brown, Kevin Streelman, Billy Horschel, Derek Ernst, Sang-Moon Bae, Harris English, Ken Duke, Jordan Spieth, Patrick Reed
2012	9	Kyle Stanley, John Huh, Jason Dufner, Rickie Fowler, Marc Leishman, Ted Potter, Jr., Jonas Blixt, Tommy Gainey, Charlie Beljan
2011	14	Jhonattan Vegas, D.A. Points, Gary Woodland, Charl Schwartzel, Brendan Steele, Keegan Bradley*, Harrison Frazar, Fredrik Jacobson, Chris Kirk, Scott Stallings, Scott Piercy, Webb Simpson*, Kevin Na, Bryce Molder
2010	15	Bill Haas*, Ian Poulter, Derek Lamely, Rory McIlroy, Tim Clark, Jason Day, Justin Rose*, Graeme McDowell, Bubba Watson, Louis Oosthuizen, Bill Lunde, Matt Bettencourt, Martin Kaymer, Arjun Atwal, Robert Garrigus
2009	7	Pat Perez, Y.E. Yang*, Paul Casey, Bo Van Pelt, Nathan Green, Ryan Moore, Martin Laird
2008	12	Brian Gay, Greg Kraft, Andres Romero, Johnson Wagner, Anthony Kim*, Ryuji Imada, Richard S. Johnson, Chez Reavie, Parker McLachlin, Camilo Villegas*, Dustin Johnson, Marc Turnesa
2007	12	Charley Hoffman, Henrik Stenson, Mark Wilson, Boo Weekley, Nick Watney, Angel Cabrera, Hunter Mahan, Brian Bateman, Joe Ogilvie, Brandt Snedeker, George McNeill, Daniel Chopra
2006	13	J.B. Holmes, Arron Oberholser, Aaron Baddeley, Chris Couch, Brett Wetterich, J.J. Henry, Trevor Immelman, John Senden, Dean Wilson, Will MacKenzie, Eric Axley, D.J. Trahan, Troy Matteson
2005	12	Geoff Ogilvy, Padraig Harrington*, Peter Lonard, Tim Petrovic, Ted Purdy, Michael Campbell, Sean O'Hair, Jason Bohn, Jason Gore, Wes Short, Jr., Lucas Glover, Carl Pettersson
2004	10	Heath Slocum, Todd Hamilton*, Zach Johnson, Stephen Ames, Mark Hensby, Rod Pampling, Vaughn Taylor, Bart Bryant, Andre Stolz, Ryan Palmer
2003	7	Ben Crane, Steve Flesch, Jonathan Kaye, Ben Curtis, Shaun Micheel, Adam Scott, Chad Campbell
2002	18	Jerry Kelly*, Matt Gogel, Len Mattiace*, Kevin Sutherland, Ian Leggatt, Matt Kuchar, Craig Perks, K.J. Choi, Chris Smith, Spike McRoy, Chris Riley, Craig Parry, John Rollins, Charles Howell III, Phil Tataurangi, Bob Burns, Jonathan Byrd, Luke Donald
2001	10	Garrett Willis, Jose Coceres*, Robert Damron, Sergio Garcia*, Frank Lickliter II, Retief Goosen, Shigeiki Maruyama, David Gossett, Joel Edwards, Cameron Beckman
2000	8	Kirk Triplett, Jim Carter, Darren Clarke, Tom Scherrer, Dennis Paulson, Michael Clark II, Rory Sabbatini, Chris DiMarco
1999	9	Glen Day, Carlos Franco*, Rich Beem, Paul Lawrie, J.L. Lewis, Brent Geiberger, Tom Pernice, Jr., Notah Begay II*, Mike Weir
1998	8	Jesper Parnevik, Lee Westwood, Trevor Dodds, J.P. Hayes, Joe Durant, Olin Browne, Brandel Chamblee, Chris Perry
1997	6	Stuart Appleby, Frank Nobilo, David Toms, Stewart Cink, Gabriel Hjertstedt, David Duval**
1996	13	Tim Herron, Paul Goydos, Scott McCarron, Paul Stankowski, Steve Stricker, Willie Wood, Justin Leonard, Clarence Rose, Guy Boros, Dudley Hart, Michael Bradley, Tiger Woods*, David Ogren
1995	7	John Morse, Ted Tryba, Ed Dougherty, Woody Austin, Brad Bryant, Jim Furyk, Duffy Waldorf
1994	10	Loren Roberts, Mike Springer, Mike Heinen, Neal Lancaster, Tom Lehman, Ernie Els, Brian Henninger, Dicky Pride, Steve Lowery, Bob Estes

* won two times, ** won three times, *** won four times

Season	Score / Stat	Details
1993	7	Brett Ogle, Mike Standly, Jim McGovern, Grant Waite, Vijay Singh, Billy Mayfair, Jeff Maggert
1992	4	Lee Janzen, Fred Funk, Mark Carnevale, Richard Zokol
1991	14	Phil Mickelson, Jay Don Blake, Rocco Mediate, Ian Woosnam*, Kenny Perry, Billy Andrade*, Russ Cochran, Bruce Fleisher, Dillard Pruitt, Billy Ray Brown, Brad Faxon, John Daly, David Peoples, Fulton Allem
1990	10	Robert Gamez*, Tommy Armour II, David Ishii, John Huston, Tony Sills, Steve Elkington, Peter Persons, Jose Maria Olazabal, Jim Gallagher, Jr., Nolan Henke
1989	9	Greg Twiggs, Ian Baker-Finch, Tom Byrum, Wayne Grady, Mike Donald, Curt Byrum, Stan Utley, Ted Schulz, Bill Britton
1988	11	Steve Jones, Chip Beck*, Jim Benepe, Tom Sieckmann, Blaine McCallister, Mark Brooks, Jodie Mudd, Jeff Sluman, David Frost*, Andrew Magee, Bob Lohr
1987	10	Paul Azinger**, T.C. Chen, Davis Love II, Keith Clearwater*, Robert Wrenn, John Inman, Sam Randolph, Steve Pate, Ken Brown, Mike Reid
1986	12	Donnie Hammond, Bob Tway***, Kenny Knox, Sandy Lyle, Dan Pohl*, Mac O'Grady, Mike Hulbert, Rick Fehr, Gene Sauers, Mark Calcavecchia, Fred Wadsworth, Ernie Gonzalez
1985	11	Woody Blackburn, Joey Sindelar*, Bernhard Langer*, Bill Glasson, Mark Wiebe, Dan Forsman, Phil Blackmar, Scott Verplank, Ken Green, Jim Thorpe*, Tim Simpson
1984	6	Bob Eastwood*, Nick Faldo, Corey Pavin, Greg Norman*, Denis Watson**, Mark O'Meara
1983	10	Isao Aoki, Gary Hallberg, Mike Nicolette, Fred Couples, Larry Mize, Nick Price, Pat Lindsey, Mark Lye, Rex Caldwell, Ronnie Black
1982	5	Bob Shearer, Payne Stewart, Tim Norris, Bobby Clampett, Hal Sutton
1981	5	John Cook, Keith Fergus, Dave Barr, Peter Oosterhuis, Morris Hatafsky
1980	12	Craig Stadler*, Jeff Mitchell, Mark Pfeil, Scott Simpson, Scott Hoch, Peter Jacobsen, Don Pooley, Phil Hancock, Mike Sullivan, Dan Halldorson, David Edwards, Doug Tewell*
1979	12	Fuzzy Zoeller*, Bob Byman, Larry Nelson*, Mark McCumber, Calvin Peete, D.A. Weibring, Jack Renner, Howard Twitty, John Fought*, Ed Fiori, Curtis Strange, George Burns
1978	9	Jay Haas, Bill Rogers, Seve Ballesteros, Barry Jaekel, Lon Hinkle, Jack Newton, Ron Streck, Wayne Levi, Bob Mann
1977	10	Bruce Lietzke*, Tom Purtzer, Andy Bean, Graham Marsh, Danny Edwards, Jim Simons, Mike Morley, Andy North, Bobby Cole, Gil Morgan
1976	9	Bob Gilder, Gary Koch, Mark Hayes*, Tom Kite, Joe Inman, Jerry Pate*, John Lister, Bob Wynn, Bill Kratzert
1975	8	Gary Groh, Pat Fitzsimons, Jerry McGee, Rik Massengale, Tom Jenkins, Roger Maltbie*, Don Bies, Don Iverson
1974	11	Leonard Thompson, Lee Elder, Allen Miller, Rod Curl, Bob Menne, Tom Watson, Richie Karl, Victor Regalado, Forrest Fezler, Terry Diehl, Mac McLendon
1973	6	John Schlee, Bert Greene, Sam Adams, Ed Sneed, John Mahaffey, Ben Crenshaw
1972	5	Grier Jones*, Bob Shaw, Jim Jamieson, David Graham, Lanny Wadkins
1971	10	J.C. Snead*, Bud Allin, Hubert Green, Bobby Mitchell, Dave Eichelberger, Jerry Heard, DeWitt Weaver, Johnny Miller, Labron Harris, Hale Irwin
1970	5	Mike Hill, Gibby Gilbert, Tommy Aaron, Hugh Royer, Bill Garrett

Average Driving Distance

Season	Score / Stat
2019-20	296.4
2018-19	293.9
2017-18	296.1
2016-17	292.5
2015-16	290
2014-15	289.7
2013-14	287.2
2013	298.2
2012	289.1
2011	290.9
2010	287.3
2009	287.9
2008	287.3
2007	289.1
2006	289.3
2005	288.9
2004	287.3
2003	286.3
2002	279.8
2001	279.4
2000	273.2

Season	Score / Stat
1999	272.4
1998	270.6
1997	267.6
1996	266.4
1995	263.6
1994	261.8
1993	260.3
1992	260.5
1991	261.4
1990	262.7
1989	261.8
1988	263.5
1987	262.5
1986	261.5
1985	260.4
1984	259.6
1983	258.7
1982	256.8
1981	259.7
1980	256.8

SECTION 6

STATISTICS



THE 2020-21



MEDIA GUIDE

Tournament Winners Summary

Tournament	Champion	Runners-up	Score	Earnings	FedExCup Points	End Date
A Military Tribute at The Greenbrier	Joaquin Niemann	Tom Hoge	259 (-21)	\$1,350,000	500	9/15/2019
Sanderson Farms Championship	Sebastián Muñoz (playoff)	Sungjae Im	270 (-18)	\$1,188,000	500	9/22/2019
Safeway Open	Cameron Champ	Adam Hadwin	271 (-17)	\$1,188,000	500	9/29/2019
Shriners Hospitals for Children Open	Kevin Na (playoff)	Patrick Cantlay	261 (-23)	\$1,260,000	500	10/6/2019
Houston Open	Lanto Griffin	Scott Harrington, Mark Hubbard	274 (-14)	\$1,350,000	500	10/13/2019
THE CJ CUP @ NINE BRIDGES	Justin Thomas	Danny Lee	268 (-20)	\$1,755,000	500	10/20/2019
ZOZO CHAMPIONSHIP	Tiger Woods	Hideki Matsuyama	261 (-19)	\$1,755,000	500	10/27/2019
Bermuda Championship	Brendon Todd	Harry Higgs	260 (-24)	\$540,000	300	11/3/2019
World Golf Championships-HSBC Champions	Rory McIlroy (playoff)	Xander Schauffele	269 (-19)	\$1,745,000	550	11/3/2019
Mayakoba Golf Classic	Brendon Todd	Adam Long, Carlos Ortiz, Vaughn Taylor	264 (-20)	\$1,296,000	500	11/17/2019
The RSM Classic	Tyler Duncan (playoff)	Webb Simpson	263 (-19)	\$1,188,000	500	11/24/2019
Sentry Tournament of Champions	Justin Thomas (playoff)	Patrick Reed, Xander Schauffele	278 (-14)	\$1,340,000	500	1/5/2020
Sony Open in Hawaii	Cameron Smith (playoff)	Brendan Steele	269 (-11)	\$1,188,000	500	1/12/2020
The American Express	Andrew Landry	Abraham Ancer	262 (-26)	\$1,206,000	500	1/19/2020
Farmers Insurance Open	Marc Leishman	Jon Rahm	273 (-15)	\$1,350,000	500	1/26/2020
Waste Management Phoenix Open	Webb Simpson (playoff)	Tony Finau	267 (-17)	\$1,314,000	500	2/2/2020
AT&T Pebble Beach Pro-Am	Nick Taylor	Kevin Streelman	268 (-19)	\$1,404,000	500	2/9/2020
The Genesis Invitational	Adam Scott	Scott Brown, Sung Kang, Matt Kuchar	273 (-11)	\$1,674,000	500	2/16/2020
Puerto Rico Open	Viktor Hovland	Josh Teater	268 (-20)	\$540,000	300	2/23/2020
World Golf Championships-Mexico Championship	Patrick Reed	Bryson DeChambeau	266 (-18)	\$1,820,000	550	2/23/2020
The Honda Classic	Sungjae Im	Mackenzie Hughes	274 (-6)	\$1,260,000	500	3/1/2020
Arnold Palmer Invitational presented by Mastercard	Tyrrell Hatton	Marc Leishman	284 (-4)	\$1,674,000	500	3/8/2020
Charles Schwab Challenge	Daniel Berger (playoff)	Collin Morikawa	265 (-15)	\$1,350,000	500	6/14/2020
RBC Heritage	Webb Simpson	Abraham Ancer	262 (-22)	\$1,278,000	500	6/21/2020
Travelers Championship	Dustin Johnson	Kevin Streelman	261 (-19)	\$1,332,000	500	6/28/2020
Rocket Mortgage Classic	Bryson DeChambeau	Matthew Wolff	265 (-23)	\$1,350,000	500	7/5/2020
Workday Charity Open	Collin Morikawa (playoff)	Justin Thomas	269 (-19)	\$1,116,000	500	7/12/2020
the Memorial Tournament presented by Nationwide	Jon Rahm	Ryan Palmer	279 (-9)	\$1,674,000	500	7/19/2020
3M Open	Michael Thompson	Adam Long	265 (-19)	\$1,188,000	500	7/26/2020
Barracuda Championship	Richy Werenski	Troy Merritt	269 (-15)	\$630,000	300	8/2/2020
World Golf Championships-FedEx St. Jude Invitational	Justin Thomas	Daniel Berger, Brooks Koepka, Tom Lewis, Phil Mickelson	267 (-13)	\$1,820,000	550	8/2/2020
PGA Championship	Collin Morikawa	Paul Casey, Dustin Johnson	267 (-13)	\$1,980,000	600	8/9/2020
Wyndham Championship	Jim Herman	Billy Horschel	259 (-21)	\$1,152,000	500	8/16/2020
THE NORTHERN TRUST	Dustin Johnson	Harris English	254 (-30)	\$1,710,000	1,500	8/23/2020
BMW Championship	Jon Rahm (playoff)	Dustin Johnson	276 (-4)	\$1,710,000	1,500	8/30/2020
TOUR Championship	Dustin Johnson	Xander Schauffele, Justin Thomas	269 (-11)	\$0	0	9/7/2020

Player Performance Chart (TOP 50)

	Dustin Johnson (1)	Justin Thomas (2)	Xander Schauffele (2)	Jon Rahm (4)	Scottie Scheffler (5)	Collin Morikawa (6)	Tyrell Hatton (7)	Rory McIlroy (8)	Patrick Reed (8)	Sebastian Munoz (8)	Sungjae Im (11)	Webb Simpson (12)	Harris English (12)	Mackenzie Hughes (14)	Hideki Matsuyama (15)	Daniel Berger (15)	Tony Finau (17)	Lanto Griffin (18)	Abraham Ancer (18)	Brendon Todd (20)	Viktor Hovland (20)	Bryson DeChambeau (22)	Kevin Kisner (23)	Ryan Palmer (24)	Cameron Smith (24)
A Military Tribute at The Greenbrier	-	-	-	-	T7	-	-	-	-	T7	T19	-	T3	CUT	-	-	-	13	-	CUT	T10	CUT	-	-	T24
Sanderson Farms Championship	-	-	-	-	T16	-	-	-	-	1	2	-	T6	-	-	-	-	T11	-	CUT	-	-	-	-	CUT
Safeway Open	-	T4	-	-	-	T10	-	-	-	T33	T49	-	T33	CUT	CUT	T23	-	T17	CUT	CUT	-	T13	-	-	-
Shriners Hospitals for Children Open	-	-	-	-	T74	T42	-	-	-	CUT	-	T7	-	CUT	T16	T18	T9	T18	CUT	CUT	-	T4	-	T37	T13
Houston Open	-	-	-	-	T28	-	-	-	-	T28	-	-	T4	T55	-	CUT	-	1	-	T28	-	-	-	-	-
THE CJ CUP @ NINE BRIDGES	-	1	-	-	-	T36	T6	-	-	-	T39	-	-	-	T3	-	-	-	T57	-	T31	-	-	T12	T3
ZOZO CHAMPIONSHIP	-	T17	T10	-	-	T22	-	T3	T17	-	T3	-	-	-	2	T17	T59	-	T41	-	T41	-	T66	T10	-
World Golf Championships-HSBC Champions	-	-	2	-	-	-	T14	1	T8	-	T11	-	-	-	T11	-	T53	-	T4	-	-	-	T28	-	T60
Bermuda Championship	-	-	-	-	T3	-	-	-	-	-	-	-	-	-	-	-	-	T18	-	1	-	-	-	-	-
Mayakoba Golf Classic	-	-	-	-	T18	-	-	-	-	CUT	-	-	5	CUT	-	-	CUT	T76	T8	1	CUT	-	T76	-	-
The RSM Classic	-	-	-	-	T5	-	-	-	-	3	-	2	CUT	T65	-	-	-	CUT	-	4	-	-	CUT	-	-
Sentry Tournament of Champions	T7	1	T2	10	-	T7	-	-	T2	T17	-	-	-	-	-	-	-	13	-	29	-	-	T14	T17	-
Sony Open in Hawaii	-	CUT	-	-	-	T21	-	-	CUT	CUT	T21	3	-	CUT	T12	T38	-	T7	T38	T21	-	-	T4	T4	1
The American Express	-	-	-	-	3	-	-	-	-	T21	T10	-	T48	CUT	-	T29	T14	-	2	T37	-	-	CUT	-	-
Farmers Insurance Open	-	-	CUT	2	CUT	T21	-	T3	T6	CUT	T36	-	T71	CUT	T45	-	T6	CUT	-	-	-	-	-	T21	T64
Waste Management Phoenix Open	-	T3	T16	T9	CUT	T25	-	-	-	T47	T34	1	T16	CUT	T16	T9	2	CUT	-	-	CUT	T52	-	CUT	CUT
AT&T Pebble Beach Pro-Am	T32	-	-	-	-	-	-	-	-	-	-	-	-	CUT	-	T5	-	T9	-	-	T38	-	T38	-	-
The Genesis Invitational	T10	CUT	T23	T17	T30	T26	-	T5	T51	T26	CUT	-	-	-	T5	-	T51	T37	T43	T56	-	T5	-	67	CUT
World Golf Championships-Mexico Championship	T48	T6	T14	T3	T26	T42	T6	5	1	T14	T29	T61	-	-	T6	-	-	T29	T12	T37	-	2	T18	-	T22
Puerto Rico Open	-	-	-	-	-	-	-	-	-	-	-	-	-	-	-	-	-	-	-	-	1	-	-	-	-
The Honda Classic	-	-	-	-	-	-	-	-	-	1	-	T17	2	-	T4	-	-	-	-	-	CUT	-	-	T17	-
Arnold Palmer Invitational presented by Mastercard	-	-	T24	-	T15	T9	1	T5	T15	CUT	3	-	T9	-	T56	-	CUT	T36	T56	T18	T42	4	CUT	-	-
Charles Schwab Challenge	CUT	T10	T3	CUT	T55	2	-	T32	T7	CUT	T10	CUT	CUT	CUT	-	1	T23	CUT	T14	CUT	T23	T3	T29	CUT	CUT
RBC Heritage	T17	T8	T64	T33	-	T64	T3	T41	CUT	T28	CUT	1	T17	T70	CUT	T3	T33	CUT	2	CUT	T21	T8	CUT	T8	CUT
Travelers Championship	1	CUT	T20	T37	CUT	CUT	-	T11	T24	CUT	T58	-	-	T3	-	-	CUT	T24	T11	T11	T11	T6	CUT	CUT	CUT
Rocket Mortgage Classic	-	-	-	-	CUT	-	T4	-	CUT	CUT	T53	T8	-	-	T21	-	T53	T21	-	T57	T12	1	3	-	-
Workday Charity Open	-	2	T14	T27	CUT	1	-	-	T39	CUT	63	-	-	T48	T22	-	-	CUT	-	-	3	-	-	CUT	-
the Memorial Tournament presented by Nationwide	CUT	T18	T13	1	T22	T48	-	T32	T10	T48	CUT	CUT	T13	T6	CUT	CUT	8	T44	T58	T22	T48	CUT	CUT	2	T68
3M Open	W/D	-	-	-	-	-	-	-	-	-	-	-	T18	-	-	-	T3	-	-	-	-	-	-	-	-
World Golf Championships-FedEx St. Jude Invitational	T12	1	T6	T52	T15	T20	T69	T47	-	T35	T12	-	T44	T20	T2	T65	-	T15	T15	T59	T30	T25	T15	T59	-
Barracuda Championship	-	-	-	-	-	-	-	-	-	-	-	-	-	-	-	-	-	58	-	-	-	-	-	-	-
PGA Championship	T2	T37	T10	T13	T4	1	CUT	T33	T13	CUT	CUT	T37	T19	T58	T22	T13	T4	T19	T43	T17	T33	T4	T19	T43	T43
Wyndham Championship	-	-	-	-	-	-	-	-	T9	T74	T9	T3	T23	-	-	-	-	-	-	-	CUT	-	-	T3	-
THE NORTHERN TRUST	1	T49	T25	T6	T4	CUT	T25	T65	T49	T18	CUT	T6	2	T13	T29	3	CUT	T58	CUT	64	T18	CUT	T4	T8	T18
BMW Championship	2	T25	T25	1	T20	T20	T16	T12	T40	T8	T56	-	T40	T10	T3	T25	5	T10	T33	T8	T40	50	T25	T40	T20
TOUR Championship	1	T2	T2	4	5	6	7	T8	T8	T8	11	T12	T12	14	T15	T15	17	T18	T18	T20	T20	22	23	T24	T24

2020-21 PGA TOUR MEDIA GUIDE | Section 6: Statistics

	Cameron Champ (24)	Kevin Na (27)	Joaquin Niemann (27)	Marc Leishman (29)	Billy Horschel (30)	Adam Long (31)	Kevin Streelman (32)	Byeong Hun An (33)	Patrick Cantlay (34)	Matthew Wolff (35)	Matthew Fitzpatrick (36)	Brian Harman (37)	Joel Dahmen (38)	Richy Werenski (39)	Tyler Duncan (40)	Adam Scott (41)	Jason Kokrak (42)	Gary Woodland (43)	Mark Hubbard (44)	Danny Lee (45)	Bubba Watson (46)	Brendan Steele (47)	Nick Taylor (48)	Paul Casey (49)	Tom Hoge (50)
A Military Tribute at The Greenbrier	-	T14	1	W/D	-	T14	CUT	T47	-	-	-	T3	T36	T3	CUT	-	CUT	-	T10	T36	T47	T36	T24	-	2
Sanderson Farms Championship	T28	-	T54	-	-	T23	T4	3	-	-	-	T14	-	T18	CUT	-	-	-	CUT	-	-	-	CUT	-	T39
Safeway Open	1	CUT	-	3	-	T23	CUT	CUT	T40	-	-	-	CUT	-	T56	T17	-	-	T13	CUT	-	T60	T10	-	CUT
Shriners Hospitals for Children Open	CUT	1	CUT	-	-	-	CUT	CUT	2	T18	-	T18	T9	-	-	T42	T63	T55	T42	T71	CUT	T29	T29	-	-
Houston Open	T23	-	-	-	-	-	-	-	-	-	-	CUT	-	CUT	CUT	-	-	-	T2	-	-	CUT	-	-	CUT
THE CJ CUP @ NINE BRIDGES	-	T20	T12	T43	64	T46	T12	T6	-	74	-	-	T43	-	-	-	-	T3	-	2	-	-	-	-	-
ZOZO CHAMPIONSHIP	-	T46	T33	69	T6	T51	74	T8	-	T13	75	-	76	-	-	T33	71	5	-	T10	T51	-	-	T17	-
World Golf Championships-HSBC Champions	-	-	-	-	T24	-	-	T14	-	-	7	-	-	-	-	T11	T8	-	-	-	T28	-	-	T38	-
Bermuda Championship	-	-	-	-	-	-	-	-	-	-	-	-	-	-	T18	-	-	-	T41	-	-	-	-	-	-
Mayakoba Golf Classic	T33	-	CUT	-	T8	T2	CUT	-	-	-	-	T72	T6	-	T48	-	-	-	T58	T26	-	T41	T26	-	CUT
The RSM Classic	-	-	-	-	CUT	T35	CUT	-	-	-	-	T14	CUT	-	1	-	-	-	T53	-	-	CUT	CUT	-	CUT
Sentry Tournament of Champions	T14	T32	T5	-	-	T23	-	-	4	T11	-	-	-	-	T19	-	-	T7	-	-	-	-	-	T19	-
Sony Open in Hawaii	-	-	T57	T28	-	CUT	-	-	-	-	-	-	T32	T12	-	CUT	-	-	CUT	-	-	2	T32	-	T12
The American Express	T21	T17	-	-	CUT	CUT	CUT	CUT	-	T61	-	T21	-	CUT	T64	-	CUT	-	T43	CUT	-	T43	CUT	T21	T6
Farmers Insurance Open	T16	-	T49	1	T68	-	T45	T68	-	T21	-	-	T55	T73	-	-	T21	CUT	-	W/D	T6	CUT	-	-	5
Waste Management Phoenix Open	-	CUT	-	-	T9	8	CUT	T9	-	CUT	-	T49	W/D	-	CUT	-	CUT	T40	T9	T25	T3	CUT	T49	-	T25
AT&T Pebble Beach Pro-Am	T55	T14	-	-	-	CUT	2	-	T11	-	T60	-	T14	CUT	CUT	-	-	CUT	-	-	-	1	T64	T60	
The Genesis Invitational	CUT	CUT	CUT	T43	-	CUT	-	-	T17	CUT	T30	T47	T5	-	T64	1	CUT	-	CUT	CUT	-	CUT	T37		
World Golf Championships-Mexico Championship	-	T9	-	T42	T9	-	-	T29	-	-	T37	-	-	-	-	T26	T51	T12	-	-	T18	-	-	11	-
Puerto Rico Open	-	-	-	-	-	-	-	-	-	-	-	-	-	CUT	-	-	-	-	-	-	-	-	-	-	-
The Honda Classic	-	-	CUT	-	T42	T27	T47	T4	-	-	T58	-	T47	-	T17	CUT	-	-	T8	T11	T47	-	T4	-	CUT
Arnold Palmer Invitational presented by Mastercard	CUT	T36	CUT	2	T36	T24	CUT	T56	-	T52	T9	CUT	T5	-	CUT	CUT	T18	-	CUT	T5	CUT	CUT	T56	-	T15
Charles Schwab Challenge	T14	CUT	T32	CUT	T38	CUT	CUT	T60	-	54	T32	T23	T19	T58	T38	-	T3	9	T43	CUT	T7	CUT	-	-	CUT
RBC Heritage	-	-	T5	-	CUT	CUT	CUT	CUT	-	CUT	T14	T28	T48	-	T28	-	CUT	T62	T33	T70	T52	-	-	-	CUT
Travelers Championship	-	5	63	T58	CUT	T24	2	T46	T11	CUT	CUT	CUT	T20	T46	T32	-	CUT	CUT	T37	CUT	CUT	T6	-	T32	T37
Rocket Mortgage Classic	T12	W/D	-	-	-	-	-	-	-	2	-	CUT	-	T21	T53	-	-	-	T12	-	CUT	-	-	-	CUT
Workday Charity Open	67	-	T31	CUT	T7	T52	T7	CUT	T7	CUT	T27	-	CUT	T35	-	-	CUT	T5	W/D	CUT	CUT	T52	T48	-	CUT
the Memorial Tournament presented by Nationwide	CUT	9	CUT	T40	T13	CUT	T54	CUT	T32	T22	3	CUT	74	-	T68	-	W/D	T22	72	W/D	T32	T13	CUT	CUT	CUT
3M Open	-	-	-	-	2	-	-	-	-	T12	-	T41	-	T3	-	-	-	-	-	T26	CUT	-	-	CUT	T46
World Golf Championships-FedEx St. Jude Invitational	T25	T35	T52	T52	T25	-	T35	T12	T35	T49	T6	-	T20	-	T49	-	T44	T57	-	-	T25	-	T35	T67	-
Barracuda Championship	-	-	-	-	-	-	-	-	-	-	-	-	-	1	-	-	-	-	-	-	-	T53	-	-	-
PGA Championship	T10	CUT	CUT	CUT	T43	T51	T58	T22	T43	T4	CUT	T58	T10	CUT	CUT	T22	CUT	T58	T51	T71	T71	T22	CUT	T2	T58
Wyndham Championship	-	-	T42	-	2	T31	-	-	-	-	-	T27	-	-	T13	-	T15	-	T15	CUT	-	-	-	T31	T27
THE NORTHERN TRUST	CUT	T39	CUT	CUT	CUT	T49	T61	CUT	CUT	T44	CUT	T11	CUT	68	T29	T58	T13	CUT	T29	T18	T18	T44	CUT	T49	CUT
BMW Championship	T65	T51	T3	69	T33	T56	T51	T12	T12	T16	T6	T12	T20	T20	T48	T25	T6	T33	T51	T33	T16	T33	T51	T16	T65
TOUR Championship	T24	T27	T27	29	30	-	-	-	-	-	-	-	-	-	-	-	-	-	-	-	-	-	-	-	-

Toughest Holes (Season)

Rank	Course	Tournament	Hole	Avg. Score	Avg (over / under)	Par	Yardage	Eagles	Birdies	Par	Bogeys	Double Bogeys	Other
1	GC of Houston	Houston Open	18	4.501	+.501	4	488		25	234	124	46	8
2	Muirfield Village GC	the Memorial Tournament presented by Nationwide	16	3.468	+.468	3	201		30	227	91	46	12
3	Torrey Pines GC (South)	Farmers Insurance Open	12	4.438	+.438	4	505		16	157	127	13	0
4	Waialae CC	Sony Open in Hawaii	2	4.420	+.420	4	423	0	27	224	136	29	3
5	Bay Hill Club & Lodge	Arnold Palmer Invitational presented by Mastercard	18	4.399	+.399	4	458		38	192	115	26	7
6	Pebble Beach Golf Links	AT&T Pebble Beach Pro-Am	12	3.386	+.386	3	202		15	116	84	7	1
7	TPC Harding Park	PGA Championship	9	4.384	+.384	4	515	1	22	265	160	19	2
8	PGA National (Champion)	The Honda Classic	6	4.374	+.374	4	479		21	255	121	25	3
9	El Camaleon GC	Mayakoba Golf Classic	16	4.347	+.347	4	515	0	29	252	119	24	3
10	Monterey Peninsula CC	AT&T Pebble Beach Pro-Am	9	3.329	+.329	3	223		14	81	56	3	1
11	Bay Hill Club & Lodge	Arnold Palmer Invitational presented by Mastercard	8	4.328	+.328	4	460		25	229	104	16	4
12	Olympia Fields CC (North)	BMW Championship	18	4.326	+.326	4	510	1	20	157	85	12	1
13	PGA National (Champion)	The Honda Classic	10	4.322	+.322	4	508		16	273	121	13	2
14	GC of Houston	Houston Open	5	4.316	+.316	4	480		53	252	86	36	10
14	Torrey Pines (North)	Farmers Insurance Open	18	4.316	+.316	4	486		8	101	36	9	1
16	Bay Hill Club & Lodge	Arnold Palmer Invitational presented by Mastercard	11	4.315	+.315	4	438		27	237	86	24	4
17	Club de Golf Chapultepec	World Golf Championships-Mexico Championship	8	4.313	+.313	4	525		22	166	88	12	0
17	TPC Harding Park	PGA Championship	12	4.313	+.313	4	494		29	279	148	11	2
19	Pebble Beach Golf Links	AT&T Pebble Beach Pro-Am	9	4.309	+.309	4	466		12	136	70	4	1
19	TPC Harding Park	PGA Championship	13	4.309	+.309	4	472		37	271	140	21	0
21	El Camaleon GC	Mayakoba Golf Classic	18	4.307	+.307	4	458	0	30	254	129	11	3
21	TPC Twin Cities	3M Open	9	4.307	+.307	4	502		36	274	105	17	11
23	Riviera CC	The Genesis Invitational	15	4.306	+.306	4	487		18	230	123	5	0
24	Muirfield Village GC	the Memorial Tournament presented by Nationwide	18	4.303	+.303	4	484		36	235	114	18	3
25	Stadium Course	The American Express	13	3.298	+.298	3	195	1	24	129	58	12	4
26	PGA National (Champion)	The Honda Classic	11	4.296	+.296	4	450		47	252	90	28	8
26	TPC Harding Park	PGA Championship	8	3.296	+.296	3	251		23	291	148	7	0
28	Club de Golf Chapultepec	World Golf Championships-Mexico Championship	7	3.295	+.295	3	235		37	163	60	22	6
29	PGA National (Champion)	The Honda Classic	15	3.292	+.292	3	179		49	258	69	46	3
30	Bay Hill Club & Lodge	Arnold Palmer Invitational presented by Mastercard	1	4.288	+.288	4	461		30	228	107	10	3
31	Riviera CC	The Genesis Invitational	12	4.279	+.279	4	479		27	229	111	6	3
32	Spyglass Hill GC	AT&T Pebble Beach Pro-Am	13	4.273	+.273	4	460		16	87	46	3	2
33	Bay Hill Club & Lodge	Arnold Palmer Invitational presented by Mastercard	15	4.272	+.272	4	467		30	236	95	13	4
34	Torrey Pines (North)	Farmers Insurance Open	2	4.271	+.271	4	495		6	102	46	1	0
34	Monterey Peninsula CC	AT&T Pebble Beach Pro-Am	1	4.271	+.271	4	495		10	96	46	3	0
36	Pebble Beach Golf Links	AT&T Pebble Beach Pro-Am	8	4.269	+.269	4	418		14	147	52	8	2
37	Accordia Golf Narashino CC	ZOZO CHAMPIONSHIP	4	4.268	+.268	4	505	0	27	193	67	16	3
38	TPC Boston	THE NORTHERN TRUST	12	4.266	+.266	4	510		26	240	107	9	1
39	GC of Houston	Houston Open	6	4.265	+.265	4	464		63	247	88	29	10
40	Sedgefield CC	Wyndham Championship	14	4.264	+.264	4	505		34	294	115	16	3
40	Olympia Fields CC (North)	BMW Championship	8	3.264	+.264	3	251		20	165	89	2	0
42	Muirfield Village GC	the Memorial Tournament presented by Nationwide	8	3.261	+.261	3	202		44	225	125	11	1
43	Bay Hill Club & Lodge	Arnold Palmer Invitational presented by Mastercard	2	3.259	+.259	3	231		24	242	103	8	1
44	Sheshan International GC	World Golf Championships-HSBC Champions	17	3.258	+.258	3	212	0	28	192	76	12	2
45	Waialae CC	Sony Open in Hawaii	13	4.253	+.253	4	477	0	30	262	119	7	1
45	Spyglass Hill GC	AT&T Pebble Beach Pro-Am	5	3.253	+.253	3	197		11	99	40	2	2
47	Plantation Course at Kapalua	Sentry Tournament of Champions	17	4.250	+.250	4	550	1	14	81	33	4	3
47	Olympia Fields CC (North)	BMW Championship	5	4.250	+.250	4	417		26	168	71	9	2
49	Torrey Pines GC (South)	Farmers Insurance Open	15	4.249	+.249	4	480		29	189	84	10	1
50	Pebble Beach Golf Links	AT&T Pebble Beach Pro-Am	5	3.247	+.247	3	188		22	137	54	7	3
50	TPC Southwind	World Golf Championships-FedEx St. Jude Invitational	5	4.247	+.247	4	485		22	202	78	9	1

Toughest Courses (Season)

Ranking	Course	Tournament	Avg. Score	Avg (over / under)	Par	Yardage	Eagles	Birdies	Par	Bogeys	Double Bogeys	Other
1	Bay Hill Club & Lodge	Arnold Palmer Invitational presented by Mastercard	74.106	+2.106	72	7454	29	999	4184	1377	181	34
2	Muirfield Village GC	the Memorial Tournament presented by Nationwide	74.007	+2.007	72	7456	28	1212	4313	1480	231	44
3	PGA National (Champion)	The Honda Classic	71.903	+1.904	70	7125	25	1172	4757	1416	242	38
4	Olympia Fields CC (North)	BMW Championship	71.815	+1.815	70	7366	9	679	3207	963	95	15
5	Spyglass Hill GC	AT&T Pebble Beach Pro-Am	72.876	+.877	72	7035	10	447	1774	486	49	6
6	TPC Harding Park	PGA Championship	70.755	+.755	70	7251	26	1472	5225	1570	139	10
7	Torrey Pines GC (South)	Farmers Insurance Open	72.533	+.534	72	7765	38	987	3481	1029	96	3
8	Pebble Beach Golf Links	AT&T Pebble Beach Pro-Am	72.516	+.516	72	6816	30	740	2448	700	77	19
9	Waialae CC	Sony Open in Hawaii	70.513	+.513	70	7044	34	1269	4856	1235	131	17
10	Riviera CC	The Genesis Invitational	71.255	+.255	71	7322	38	1237	4194	1203	85	11
11	GC of Houston	Houston Open	72.011	+.011	72	7441	30	1568	4907	1133	194	34
12	Muirfield Village GC	Workday Charity Open	71.853	-.147	72	7456	52	1709	4679	1311	183	22
13	Colonial CC	Charles Schwab Challenge	69.567	-.433	70	7209	20	1489	5026	1081	111	13
14	TPC Southwind	World Golf Championships-FedEx St. Jude Invitational	69.555	-.446	70	7277	13	1154	3556	758	124	11
15	Accordia Golf Narashino CC	ZOZO CHAMPIONSHIP	69.516	-.484	70	7041	31	1037	3591	761	79	9
16	Club de Golf Chapultepec	World Golf Championships-Mexico Championship	70.504	-.497	71	7355	31	1119	3118	803	104	9
17	Sheshan International GC	World Golf Championships-HSBC Champions	71.426	-.574	72	7264	41	1201	3386	823	114	15
18	TPC Scottsdale	Waste Management Phoenix Open	70.317	-.683	71	7261	47	1473	4440	1088	86	12
19	Silverado Resort and Spa North	Safeway Open	71.244	-.756	72	7166	33	1533	4855	1084	80	11
20	Plantation Course at Kapalua	Sentry Tournament of Champions	72.228	-.772	73	7596	11	504	1564	327	34	8
21	El Camaleon GC	Mayakoba Golf Classic	70.087	-.913	71	7017	40	1655	4822	1019	130	20
22	The Old White TPC	A Military Tribute at The Greenbrier	69.061	-.939	70	7292	36	1612	5223	1033	88	18
23	TPC Twin Cities	3M Open	69.948	-1.052	71	7431	36	1769	5005	1002	124	38
24	East Lake GC	TOUR Championship	68.917	-1.083	70	7346	7	475	1337	323	18	0
25	Sea Island Resort (Seaside)	The RSM Classic	68.899	-1.101	70	7005	24	1157	3559	675	85	8
26	CC of Jackson	Sanderson Farms Championship	70.897	-1.104	72	7460	25	1673	5164	1032	93	5
27	Nine Bridges	THE CJ CUP @ NINE BRIDGES	70.844	-1.156	72	7241	42	1207	3467	739	72	17
28	Port Royal GC	Bermuda Championship	69.834	-1.167	71	6828	49	1520	4097	907	97	26
29	Sedgefield CC	Wyndham Championship	68.779	-1.221	70	7131	41	1850	5218	1066	124	17
30	Monterey Peninsula CC	AT&T Pebble Beach Pro-Am	69.691	-1.310	71	6958	24	636	1698	390	35	7
31	Grand Reserve Country Club	Puerto Rico Open	70.642	-1.358	72	7506	34	1455	4379	834	76	8
32	TPC River Highlands	Travelers Championship	68.626	-1.374	70	6841	28	1774	5157	943	105	21
33	Torrey Pines (North)	Farmers Insurance Open	70.575	-1.426	72	7258	18	612	1766	363	29	2
34	Sea Island Resort (Plantation)	The RSM Classic	70.439	-1.561	72	7060	10	636	1773	333	34	4
35	TPC Boston	THE NORTHERN TRUST	69.394	-1.606	71	7308	56	1644	4156	943	88	7
36	Stadium Course	The American Express	70.364	-1.636	72	7113	16	999	2544	445	90	10
37	Harbour Town GL	RBC Heritage	69.138	-1.863	71	7099	47	1892	5176	881	106	16
38	Detroit Golf Club	Rocket Mortgage Classic	70.051	-1.949	72	7340	42	1887	5147	956	66	2
39	TPC Summerlin	Shriners Hospitals for Children Open	68.859	-2.141	71	7255	63	2010	4831	877	113	26
40	Nicklaus Tournament Course	The American Express	69.235	-2.766	72	7159	21	765	1663	278	35	10
41	La Quinta CC	The American Express	69.177	-2.824	72	7060	36	697	1721	267	30	3

SECTION 7

AWARDS



THE 2020-21



MEDIA GUIDE

Awards

FedExCup

Season	FedExCup Champion
2019-20	Dustin Johnson
2018-19	Rory McIlroy
2017-18	Justin Rose
2016-17	Justin Thomas
2015-16	Rory McIlroy
2014-15	Jordan Spieth
2013-14	Billy Horschel

Season	FedExCup Champion
2013	Henrik Stenson
2012	Brandt Snedeker
2011	Bill Haas
2010	Jim Furyk
2009	Tiger Woods
2008	Vijay Singh
2007	Tiger Woods

Jack Nicklaus Award - PGA TOUR Player of the Year

Season	Player of the Year
2019-20	Dustin Johnson
2018-19	Rory McIlroy
2017-18	Brooks Koepka
2016-17	Justin Thomas
2015-16	Dustin Johnson
2014-15	Jordan Spieth
2013-14	Rory McIlroy
2013	Tiger Woods
2012	Rory McIlroy
2011	Luke Donald
2010	Jim Furyk
2009	Tiger Woods
2008	Padraig Harrington
2007	Tiger Woods
2006	Tiger Woods

Season	Player of the Year
2005	Tiger Woods
2004	Vijay Singh
2003	Tiger Woods
2002	Tiger Woods
2001	Tiger Woods
2000	Tiger Woods
1999	Tiger Woods
1998	Mark O'Meara
1997	Tiger Woods
1996	Tom Lehman
1995	Greg Norman
1994	Nick Price
1993	Nick Price
1992	Fred Couples
1991	Fred Couples
1990	Wayne Levi

Arnold Palmer Award - PGA TOUR Rookie of the Year

Season	Rookie of the Year
2019-20	Scottie Scheffler
2018-19	Sungjae Im
2017-18	Aaron Wise
2016-17	Xander Schauffele
2015-16	Emiliano Grillo
2014-15	Daniel Berger
2013-14	Chesson Hadley
2013	Jordan Spieth
2012	John Huh
2011	Keegan Bradley
2010	Rickie Fowler
2009	Marc Leishman
2008	Andres Romero
2007	Brandt Snedeker
2006	Trevor Immelman

Season	Rookie of the Year
2005	Sean O'Hair
2004	Todd Hamilton
2003	Ben Curtis
2002	Jonathan Byrd
2001	Charles Howell III
2000	Michael Clark II
1999	Carlos Franco
1998	Steve Flesch
1997	Stewart Cink
1996	Tiger Woods
1995	Woody Austin
1994	Ernie Els
1993	Vijay Singh
1992	Mark Carnevale
1991	John Daly
1990	Robert Gamez

Byron Nelson Award

Season	Byron Nelson Award Winner	Scoring Avg.	Season	Byron Nelson Award Winner	Scoring Avg.
2019-20	Webb Simpson	68.98	1999	Tiger Woods	68.43
2018-19	Rory McIlroy	69.06	1998	David Duval	69.13
2017-18	Dustin Johnson	68.70	1997	Nick Price	68.98
2016-17	Jordan Spieth	68.84	1996	Tom Lehman	69.32
2015-16	Dustin Johnson	69.17	1995	Greg Norman	69.06
2014-15	Jordan Spieth	68.94	1994	Greg Norman	68.81
2013-14	Rory McIlroy	68.83	1993	Greg Norman	68.90
2013	Steve Stricker	68.95	1992	Fred Couples	69.38
2012	Rory McIlroy	68.87	1991	Fred Couples	69.59
2011	Luke Donald	68.86	1990	Greg Norman	69.10

Season	Byron Nelson Award Winner	Scoring Avg.	Season	Byron Nelson Award Winner	Scoring Avg.
2010	Matt Kuchar	69.61	1989	Payne Stewart	69.49
2009	Tiger Woods	68.05	1988	Greg Norman	69.38
2008	Sergio Garcia	69.12	1987	David Frost	70.09
2007	Tiger Woods	67.79	1986	Scott Hoch	70.08
2006	Tiger Woods	68.11	1985	Don Pooley	70.36
2005	Tiger Woods	68.66	1984	Calvin Peete	70.56
2004	Vijay Singh	68.84	1983	Raymond Floyd	70.61
2003	Tiger Woods	68.41	1982	Tom Kite	70.21
2002	Tiger Woods	68.56	1981	Tom Kite	69.80
2001	Tiger Woods	68.81	1980	Lee Trevino	69.73
2000	Tiger Woods	67.79			

Payne Stewart Award

Year	Payne Stewart Award Winner
2020	Zach Johnson
2019	Hale Irvin
2018	Bernhard Langer
2017	Stewart Cink
2016	Jim Furyk
2015	Ernie Els
2014	Nick Faldo
2013	Peter Jacobsen
2012	Steve Stricker
2011	David Toms

Year	Payne Stewart Award Winner
2010	Tom Lehman
2009	Kenny Perry
2008	Davis Love III
2007	Hal Sutton
2006	Gary Player
2005	Brad Faxon
2004	Jay Haas
2003	Tom Watson
2002	Nick Price
2001	Ben Crenshaw
2000	Byron Nelson, Jack Nicklaus, Arnold Palmer

Courage Award

Year	Courage Award Winner
2020	Morgan Hoffmann
2017	Gene Sauers
2015	Jarrod Lyle
2013	Erik Compton
2010	Stuart Appleby
2008	Dudley Hart
2007	Steve Stricker
2006	Steve Stricker
2005	Olin Browne
2004	John Daly
2003	Peter Jacobsen

Year	Courage Award Winner
2002	Gene Sauers
2001	Joe Durant
2000	Paul Azinger
1999	Steve Pate
1998	Scott Verplank
1997	Bill Glasson
1996	Steve Jones
1995	Bob Tway
1994	Hal Sutton
1993	Howard Twitty
1992	John Cook
1991	Bruce Fleisher, D.A. Weibring

Other Awards

Associated Press Male Athlete of the Year

Year	Player
2006	Tiger Woods
2000	Tiger Woods
1999	Tiger Woods
1997	Tiger Woods
1971	Lee Trevino
1953	Ben Hogan
1945	Byron Nelson
1944	Byron Nelson
1932	Gene Sarazen

Sporting News Man of the Year

Year	Player
1971	Lee Trevino

Sports Illustrated 20th Century Sports Awards

Year	Player
1999	Jack Nicklaus

Congressional Gold Medal

Year	Player
2015	Jack Nicklaus
2009	Arnold Palmer
2006	Byron Nelson

Associated Press Athlete of the Decade

Year	Player
2000s	Tiger Woods

Sports Illustrated Sportsman of the Year

Year	Player
2000	Tiger Woods
1996	Tiger Woods
1978	Jack Nicklaus
1971	Lee Trevino
1964	Ken Venturi
1960	Arnold Palmer

Presidential Medal of Freedom

Year	Player
2019	Tiger Woods
2014	Charlie Sifford
2005	Jack Nicklaus
2004	Arnold Palmer

Tournament Awards

Tournament of the Year

Season	Tournament
2018-19	Waste Management Phoenix Open
2017-18	Waste Management Phoenix Open
2016-17	Travelers Championship
2015-16	John Deere Classic
2014-15	Waste Management Phoenix Open
2013-14	BMW Championship, Waste Management Phoenix Open
2013	BMW Championship
2012	BMW Championship
2011	The Greenbrier Classic
2010	Quail Hollow Championship
2009	Quail Hollow Championship
2008	BMW Championship

Volunteer of the Year

Season	Volunteer	Tournament
2018-19	Paul Brown	Wyndham Championship
2017-18	Henry "Skip" Monge	Barracuda Championship
2016-17	Chuck Austin	John Deere Classic
2015-16	Karen and Don Whamond	THE NORTHERN TRUST
2014-15	Doug Wertz	Zurich Classic of New Orleans
2013-14	Jim Hunt	Crowne Plaza Invitational at Colonial
2013	Darlene Riggs	THE PLAYERS Championship
2012	Terry Russ	Shell Houston Open
2011	Ray Berlinger	Children's Miracle Network Hospitals Classic
2010	Mel Krejci	BMW Championship
2009	Virginia Lane	TOUR Championship by Coca-Cola
2008	Joan Smith	Buick Invitational
2007	Phyllis Wade	Northern Trust Open
2006	Marty Sheets	Wyndham Championship
2005	John Hamilton	Cialis Western Open
2004	Peggy Nelson	EDS Byron Nelson Championship
2003	Bobby Tsumura	Sony Open in Hawaii
2002	Dick Searle	AT&T Pebble Beach National Pro-Am
2001	Mary Cave	Buick Invitational
2000	Earl Elliott	Shell Houston Open, TOUR Championship
1999	Steve Jacobs	John Deere Classic
1998	Dorothy Campbell	the Memorial Tournament

Charity of the Year

Season	Charity	Tournament
2018-19	Momentous Institute	AT&T Byron Nelson
2017-18	Second Helpings	RBC Heritage
2016-17	Carvin School	Puerto Rico Open
2015-16	Each One. Tell One.	Barracuda Championship
2014-15	Monarch School	Farmers Insurance Open
2013-14	The Hole in the Wall Gang Camp	Travelers Championship
2013	Memory Matters	RBC Heritage
2012	The Children's Cabinet	Reno-Tahoe Open
2011	River Bend Foodbank	John Deere Classic
2010	Ryan House	Waste Management Phoenix Open
2009	Arnold Palmer Medical Center	Arnold Palmer Invitational
2008	Whaley Children's Center	Buick Open
2007	Academy Prep Center for Education	PODS Championship
2006	Any Baby Can	Valero Texas Open
2005	St. Michael's Special School	Zurich Classic of New Orleans
2004	Evans Scholars Foundation	Cialis Western Open
2003	Respite Care of San Antonio	Valero Texas Open
2002	Children's Healthcare of Atlanta	BellSouth Classic
2001	Homeward Bound	Phoenix Open
2000	Volunteers in Medicine	WorldCom Classic - The Heritage of Golf
1999	Louisiana Chapter of Operation Smile	Compaq Classic of New Orleans
1998	St. Jude Children's Research Hospital	FedEx St. Jude Classic
1997	Martha's Kitchen	Bob Hope Chrysler Classic
1996	The Thunderbird Youth Fund	Phoenix Open
1995	The Pro Kids Golf Academy	Buick Invitational
1994	La. Children's Research Center for Development and Learning	Freeport-McMoRan Classic
1993	Chinquapin School	Shell Houston Open
1992	United Health Services System	B.C. Open
1991	Arrowhead Ranch for Boys	Hardee's Golf Classic
1990	Salesmanship Club	GTE Byron Nelson Classic
1989	Bobby Benson Foundation	United Airlines Hawaiian Open
1988	Siskin Memorial Foundation	Chattanooga Classic
1987	Egleston Hospital for Children	BellSouth Classic

THE 2020-21 PGA TOUR SCHEDULE

DATE	TOURNAMENT	GOLF COURSE(S) / LOCATION
Sept. 7-13	Safeway Open	Silverado Resort and Spa (North Course) / Napa, California
14-20	U.S. Open	Winged Foot Golf Club / Mamaroneck, New York
21-27	Corales Puntacana Resort & Club Championship	Puntacana Resort & Club (Corales Golf Course) / Punta Cana, Dominican Republic
Oct. 28-4	Sanderson Farms Championship	Country Club of Jackson / Jackson, Mississippi
5-11	Shriners Hospitals for Children Open	TPC Summerlin / Las Vegas, Nevada
12-18	THE CJ CUP @ SHADOW CREEK	Shadow Creek Golf Course / Las Vegas, Nevada
19-25	ZOZO CHAMPIONSHIP @ SHERWOOD	Sherwood Country Club / Thousand Oaks, California
Nov. 26-1	Bermuda Championship	Port Royal Golf Course / Southampton, Bermuda
2-8	Houston Open	Memorial Park Golf Course / Houston, Texas
9-15	Masters Tournament	Augusta National Golf Club / Augusta, Georgia
16-22	The RSM Classic	Sea Island Resort (Seaside Course) / St. Simons Island, Georgia
Dec. 30-6	Mayakoba Golf Classic	El Camaleón Golf Club at the Mayakoba Resort / Playa del Carmen, Mexico
Jan. 4-10	Sentry Tournament of Champions	Kapalua Resort (The Plantation Course) / Kapalua, Maui, Hawaii
11-17	Sony Open in Hawaii	Waialae Country Club / Honolulu, Hawaii
18-24	The American Express	PGA WEST (Stadium Course) / La Quinta, California
25-31	Farmers Insurance Open	Torrey Pines Golf Course (South Course) / San Diego, California
Feb. 1-7	Waste Management Phoenix Open	TPC Scottsdale (Stadium Course) / Scottsdale, Arizona
8-14	AT&T Pebble Beach Pro-Am	Pebble Beach Golf Links / Pebble Beach, California
15-21	The Genesis Invitational	The Riviera Country Club / Pacific Palisades, California
22-28	World Golf Championships-Mexico Championship	Club de Golf Chapultepec / Mexico City, Mexico
22-28	Puerto Rico Open	Grand Reserve Country Club / Rio Grande, Puerto Rico
Mar. 1-7	Arnold Palmer Invitational presented by Mastercard	Bay Hill Club & Lodge / Orlando, Florida
8-14	THE PLAYERS Championship	TPC Sawgrass (THE PLAYERS Stadium Course) / Ponte Vedra Beach, Florida
15-21	The Honda Classic	PGA National Resort & Spa (The Champion Course) / Palm Beach Gardens, Florida
22-28	World Golf Championships-Dell Technologies Match Play	Austin Country Club / Austin, Texas
22-28	Corales Puntacana Resort & Club Championship	Puntacana Resort & Club (Corales Golf Course) / Punta Cana, Dominican Republic
Apr. 29-4	Valero Texas Open	TPC San Antonio (AT&T Oaks Course) / San Antonio, Texas
5-11	Masters Tournament	Augusta National Golf Club / Augusta, Georgia
12-18	RBC Heritage	Harbour Town Golf Links / Hilton Head Island, South Carolina
19-25	Zurich Classic of New Orleans	TPC Louisiana / New Orleans, Louisiana
May 26-2	Valspar Championship	Innisbrook, a Salamander Resort (Copperhead Course) / Palm Harbor, Florida
3-9	Wells Fargo Championship	Quail Hollow Club / Charlotte, North Carolina
10-16	AT&T Byron Nelson	TPC Craig Ranch / McKinney, Texas
17-23	PGA Championship #	The Ocean Course at Kiawah Island Golf Resort / Kiawah Island, South Carolina
24-30	Charles Schwab Challenge	Colonial Country Club / Fort Worth, Texas
Jun. 31-6	the Memorial Tournament presented by Nationwide	Muirfield Village Golf Club / Dublin, Ohio
7-13	RBC Canadian Open	St. George's Golf and Country Club / Etobicoke, Ontario, Canada
14-20	U.S. Open	Torrey Pines Golf Course (South Course) / San Diego, California
21-27	Travelers Championship	TPC River Highlands / Cromwell, Connecticut
Jul. 28-4	Rocket Mortgage Classic	Detroit Golf Club / Detroit, Michigan
5-11	John Deere Classic	TPC Deere Run / Silvis, Illinois
12-18	The Open Championship	Royal St. George's Golf Club / Sandwich, Kent, England
12-18	Barbasol Championship	Keene Trace Golf Club (Champion Trace) / Nicholasville, Kentucky
19-25	3M Open	TPC Twin Cities / Blaine, Minnesota
Aug. 26-1	OFF (Men's Olympic Golf)	Kasumigaseki Country Club / Saitama, Kantō, Japan
2-8	World Golf Championships-FedEx St. Jude Invitational	TPC Southwind / Memphis, Tennessee
2-8	Barracuda Championship	Tahoe Mountain Club (Old Greenwood Golf Course) / Truckee, California
9-15	Wyndham Championship	Sedgefield Country Club / Greensboro, North Carolina
16-22	THE NORTHERN TRUST	Liberty National Golf Club / Jersey City, New Jersey
23-29	BMW Championship	Caves Valley Golf Club / Owings Mills, Maryland
Sept. 30-5	TOUR Championship	East Lake Golf Club / Atlanta, Georgia