OFFICIAL 2017-18 MEDIA GUIDE

JUSTIN THOMAS
2016-17 FEDEXCUP CHAMPION
AND PLAYER OF THE YEAR

XANDER SCHAUFFELE
2016-17 ROOKIE
OF THE YEAR

PGATOUR.COM™

FedExCup®

Justin Thomas
With five wins on the season, including his first major title at the PGA Championship, 2017 FedExCup champion Justin Thomas joined Jack Nicklaus, Tiger Woods and Jordan Spieth as the only players since 1960 to capture five wins, including a major, in a season before the age of 25.

PGA TOUR Overview

The name of our organization is the PGA TOUR, a tax-exempt membership group of professional golfers that plays approximately 130 official-money tournaments on six tours—the PGA TOUR, PGA TOUR Champions, Web.com Tour, PGA TOUR Latinoamérica, Mackenzie Tour-PGA TOUR Canada and PGA TOUR-China. Our headquarters are located in Ponte Vedra Beach, Fla., southeast of Jacksonville.

We should be referred to as the PGA TOUR or TOUR (on second reference), but not the PGA, as we are a different organization than the PGA of America. The PGA is the Professional Golfers' Association of America, a membership organization for the nation's club professionals. The PGA runs the PGA Championship, Senior PGA Championship and Ryder Cup, among other championships. The PGA headquarters are located in Palm Beach Gardens, Fla.

The PGA TOUR and PGA of America were affiliated until 1968, when the tournament players, a small subset of the total PGA membership, broke away to form the Tournament Players Division and gain more control of their finances and tournament schedule. The Tournament Players Division was renamed the PGA TOUR in 1975.

Three other golf organizations are involved in men's professional tournament play, independent of the TOUR but with their marquee events included on the TOUR schedule as non-TOUR co-sponsored tournaments. The United States Golf Association, with headquarters in Far Hills, N.J., oversees the national championships (U.S. Open, U.S. Senior Open, U.S. Amateur, U.S. Women's Amateur, etc.) and administers the Rules of Golf for the United States and Mexico, among other duties. The Augusta (Ga.) National Golf Club host the Masters Tournament. The Royal and Ancient Golf Club of St. Andrews, Scotland, oversees The Open Championship and administers the world's golf rules jointly with the USGA.

PGA TOUR

The PGA TOUR is the world's foremost golf tour, with 2017-18 official-money events beginning in October 2017 and ending in September 2018. This is the 12th season of the FedExCup, a season-long points competition culminating with the FedExCup Playoffs.

Competition Awards: FedExCup (season-long points), Jack Nicklaus Award (Player of the Year), Arnold Palmer Award (leading money-winner), Byron Nelson Award (scoring average), Courage Award, Rookie of the Year.

PGA TOUR Champions

PGA TOUR Champions is a membership organization of golf's most recognizable and accomplished players, age 50 and older, including 35 members of the World Golf Hall of Fame. The Charles Schwab Cup, which includes the Regular Season and the Charles Schwab Cup Playoffs, is used to determine the season-long champion. The Charles Schwab Cup will celebrate its 18th season during the tour's 2018 campaign.

Competition Awards: Charles Schwab Cup, Jack Nicklaus Award (Player of the Year), Arnold Palmer Award (leading money winner), Byron Nelson Award (scoring average), Rookie of the Year.

Web.com Tour

The Web.com Tour is the path to the PGA TOUR, whereby all 50 TOUR cards come via the Web.com Tour's Regular Season and the season-ending Web.com Tour Finals. More than 475 PGA TOUR titles – including 23 major championships and seven PLAYERS Championships – have been won by former Web.com Tour players, while three out of four 2017-18 PGA TOUR members have Web.com Tour roots. This season marks the 29th year of competition on the Web.com Tour.

Competition Awards: Jack Nicklaus Award (Player of the Year), 50 PGA TOUR cards awarded.

PGA TOUR Latinoamérica

PGA TOUR Latinoamérica is a professional golf tour created in 2012 by the PGA TOUR in collaboration with promoters, clubs and national golf federations in Latin America. The inaugural season in 2012 featured 11 tournaments in seven countries in the Latin American region. Since then, it has grown to include 18 events in 15 countries in 2017. The tour currently visits Argentina, Brazil, Colombia, Costa Rica, the Dominican Republic, Ecuador, Guatemala, Honduras, Jamaica, Mexico, Nicaragua, Paraguay, Peru, Uruguay and the United States.

The leading money winner at the end of each season is awarded the Roberto De Vicenzo Award, and the top-five money winners from the PGA TOUR Latinoamérica Order of Merit earn Web.com Tour status for the following season.

Mackenzie Tour-PGA TOUR Canada

The Mackenzie Tour-PGA TOUR Canada is a professional golf tour played across Canada. Since its inception as the Peter Jackson Tour in 1971, PGA TOUR Canada has evolved into a high-caliber, coast-to-coast training ground for professionals. Since 2013, the Mackenzie Tour has been part of the path to the PGA TOUR, providing access to the Web.com Tour for the top-five finishers on the Order of Merit. Its alumni include not only the game's Canadian legends, but also many prominent international players, who have collectively won 126 PGA TOUR titles, through 2016-17.

PGA TOUR-China

PGA TOUR-China is a professional golf tour that made its debut in 2014. PGA TOUR-China provides playing opportunities for natives of China, based on their ranking within the China Golf Association. It attracts other players mainly from Asia and other Pacific Rim countries, although membership includes players from five continents. The top-five money winners from the PGA TOUR-China Order of Merit earn Web.com Tour status for the following season. The tour wasn't held in 2017 but returns to the golf calendar in 2018. All tournaments will be contested in mainland China except for the Clearwater Bay Open, which will again be held in Hong Kong.

Table of Contents

SECTION 1: INTRODUCTION

2017-18 Tournament Schedule....1-4/8
PGA TOUR Fact Sheet....1-9
FedExCup....1-10/26
Brief History of the PGA TOUR....1-27
Charity: "Together, anything's possible"....1-28
THE PLAYERS and TPC Sawgrass....1-29
The First Tee....1-30
Board of Directors....1-31
About the Commissioner....1-32
PGA TOUR Executive Leadership....1-33

SECTION 2: PLAYER BIOGRAPHIES

All-Exempt TOUR Priority Rankings....2-2/3
2017-18 PGA TOUR Rookies....2-4
Players Biographies - Index....2-5/6
Player Biographies....2-7/269

SECTION 3: 2016-17 TOURNAMENT SUMMARIES

Safeway Open....3-2
CIMB Classic....3-3
Sanderson Farms Championship....3-4/5
World Golf Championships-HSBC Champions....3-6
Shriners Hospitals for Children Open....3-7/8
OHL Classic at Mayakoba....3-9
The RSM Classic....3-10
SBS Tournament of Champions....3-11/12
Sony Open in Hawaii....3-13/14
CareerBuilder Challenge....3-15/18
Farmers Insurance Open....3-19/21
Waste Management Phoenix Open....3-22/24
AT&T Pebble Beach Pro-Am....3-25/28
Genesis Open....3-29/31
The Honda Classic....3-32/33
World Golf Championships-Mexico Championship....3-34/35
Valspar Championship....3-36/37
Arnold Palmer Invitational....3-38/39
Puerto Rico Open....3-40
World Golf Championships-Dell Technologies Match Play....3-41
Shell Houston Open....3-42/44
Masters Tournament....3-45/46
RBC Heritage....3-47/48
Valero Texas Open....3-49/51
Zurich Classic of New Orleans....3-52/54
Wells Fargo Championship....3-55
THE PLAYERS Championship....3-56/57
AT&T Byron Nelson....3-58/60
DEAN & DELUCA Invitational....3-61/62
the Memorial Tournament....3-63/64
FedEx St. Jude Classic....3-65/66
U.S. Open....3-67/69
Travelers Championship....3-70/72
Quicken Loans National....3-73
The Greenbrier Classic....3-74
John Deere Classic....3-75/76
Barbasol Championship....3-77
The Open Championship....3-78/81
RBC Canadian Open....3-82/84
Barracuda Championship....3-85
World Golf Championships-Bridgestone Invitational....3-86/87
PGA Championship....3-88/90
Wyndham Championship....3-91/93
THE NORTHERN TRUST....3-94/95
Dell Technologies Championship....3-96
BMW Championship....3-97/99
TOUR Championship....3-100/101

SECTION 4: SPECIAL EVENTS/COMPETITION

Presidents Cup....4-2/9
All-Time Presidents Cup Records....4-10/11
Official World Golf Ranking Records....4-12/13

SECTION 5: RECORDS

2016-17 Official PGA TOUR Money List....5-2/3
2016-17 PGA TOUR Non-Member Money List....5-3
2016-17 PGA TOUR Tournament Summary....5-4/6
2016-17 Facts and Figures....5-7/9
2016-17 Statistical Leaders....5-10
Year-by-Year Statistical Leaders....5-11/12
2016-17 Scoring Averages by Event....5-13
2016-17 Player Performance Chart....5-14/15
2016-17 PGA TOUR Toughest Holes....5-16
2016-17 PGA TOUR Toughest Courses....5-17
All-Time Records....5-18/29
Official PGA TOUR Career Money List....5-30
Top All-Time PGA TOUR Winners....5-30
Past Leading Money-Winners....5-31
Money Levels on the PGA TOUR....5-31
Most PGA TOUR Wins Year-by-Year....5-32
The Last Time....5-32/37
Individual Playoff Records....5-38/42
Tournament Playoff Records....5-43/48
Facts and Figures (1970 through 2016-17)....5-49/72

SECTION 6: ADDITIONAL INFORMATION

PGA TOUR Awards....6-2/5

2017-18 PGA TOUR Tournament Schedule

Date	Tournament Director/Media Contact	Course/Architect(s)	FedExCup Pts (1st)	Prize Money	TV	2017 Winner
Oct 2-8	**Safeway Open** David Babcock/Kristin Hunter 503-207-5647/831-375-1747 dbabcock@lagardere-se.com khunter@hunterpr.com	Silverado Resort and Spa (North) 1600 Atlas Peak Road Napa, California 94558 Robert Trent Jones, Jr./1967 Redesign: Johnny Miller/2010	500	$6,200,000	GOLF	Brendan Steele
Oct 9-15	**CIMB Classic** Todd Rhinehart/Chuah Chiang +60 12 370 4653/ /+603 2092 1179 toddrhinehart@pgatourhq.com chuahcc@pgatourintl.com.my	TPC Kuala Lumpur (West) 10, Jalan 1/70D, off Jalan Bukit Kiara Kuala Lumpur, Malaysia 6000 Robert Trent Jones, Jr./1994 Nelson Haworth/1991 Redesign: Parslow & Winter Golf Design/2008	500	$7,000,000	GOLF	Justin Thomas
Oct 16-22	**THE CJ CUP @ NINE BRIDGES** Travis Steiner/Chuah Chiang +82 10 3384 2904/+603 2092 1179 travissteiner@pgatourhq.com chuahcc@pgatourintl.com.my	Nine Bridges Nine Bridge, 34-156, Kwangpyong-ri, Anduk-myon South Jeju-gun, Jeju Island	500	$9,250,000	GOLF	N/A
Oct 23-29	**World Golf Championships-HSBC Champions** Marc Webster/Chuah Chiang/Michele Mair +44(0) 208 233 5300/+603 2092 1179/ +44(0) 208 233 5177 marc.webster@imgworld.com chuahcc@pgatourintl.com.my michele.mair@imgworld.com	Sheshan International Golf Club Lane 288 New Linyin Avenue Sheshan National Tourism Resort Songjang District Shanghai, 201602 China Nelson and Haworth/2005	550	$9,750,000	GOLF	Hideki Matsuyama
Oct 23-29	**Sanderson Farms Championship** Steve Jent 601-898-4653 steve@sandersonfarmschampionship.com	Country Club of Jackson 345 St. Andrews Jackson, Mississippi 39211 Dick Wilson/1962 Redesign: John Fought/2008	300	$4,300,000	GOLF	Cody Gribble
Oct 30-Nov 5	**Shriners Hospitals for Children Open** Patrick Lindsey/Terri Maruca 702-873-1010/702-371-6962 plindsey@shrinershospitalsopen.com tmaruca@kirvindoak.com	TPC Summerlin 1700 Village Center Circle Las Vegas, Nevada 89134 Bobby Weed and Fuzzy Zoeller/1992	500	$6,800,000	GOLF	Rod Pampling
Nov 6-12	**OHL Classic at Mayakoba** Joe Mazzeo/Lee Patterson 011 52 984 877 2380/704-553-7490 joe.mazzeo@ohlclassic.com medios@ohlclassic.com	El Camaleon Golf Club at the Mayakoba Resort Ctra. Federal Chetumal - Pto. Juarez Km. 298 Playa de Carmen, Solidaridad Quintana Roo C.P. 77710 Mexico Greg Norman/2006	500	$7,100,000	GOLF	Pat Perez
Nov 13-19	**The RSM Classic** Todd Thompson/Melanie Trotter 912-634-3266/704-807-2173 tthompson@dlovefoundation.com mtrotter@trotlandgroup.com	Sea Island Resort (Seaside) (Plantation) 100 Retreat Avenue St. Simons Island, Georgia 31522 Harry S. Colt and Charles Alison/1929 Redesign: Joe Lee/1973; Tom Fazio/1999	500	$6,200,000	GOLF	Mac Hughes
BREAK						
Jan 1-7	**Sentry Tournament of Champions** Nancy Cross/Alex Urban 808-665-9160/904-273-3577 ncrossmaui@gmail.com alexurban@pgatourhq.com	The Plantation Course at Kapalua 2000 Plantation Club Drive Kapalua, Hawaii 96761 Bill Coore and Ben Crenshaw/1991	500	$6,300,000	GOLF	Justin Thomas (2)
Jan 8-14	**Sony Open in Hawaii** Ray Stosik/Candice Kraughto 808-523-7888/808-792-9312 rstosik@141hawaii.com candice.kraughto@gmail.com	Waialae Country Club 4997 Kahala Avenue Honolulu, Hawaii 96816 Seth Raynor/1927	500	$6,200,000	GOLF	Justin Thomas (3)
Jan 15-21	**CareerBuilder Challenge** Pat McCabe/Pat Bennett 760-346-8184 pmccabe@lagardere-se.com pat@desertclassiccharities.com	Stadium Course at PGA WEST (Host) Pete Dye/1986 56-150 PGA Boulevard La Quinta, California 92253 Nicklaus Tournament Course at PGA WEST Jack Nicklaus/1987 La Quinta Country Club Lawrence Hughes/1959	500	$5,900,000	GOLF	Hudson Swafford

2017-18 PGA TOUR Tournament Schedule

Date	Tournament Director/Media Contact	Course/Architect(s)	FedExCup Pts (1st)	Prize Money	TV	2017 Winner
Jan 22-28	**Farmers Insurance Open** Peter Ripa/Greg Ball 858-886-4653/760-271-9183 pripa@farmersinsuranceopen.com gregb@bzapr.com	Torrey Pines Golf Course (South) (Host) (North) 11480 Torrey Pines Road La Jolla, California 92037 William Bell/1957 Redesign: Rees Jones/2001 Redesign: Tom Weiskopf/2016	500	$6,900,000	GOLF/CBS	Jon Rahm
Jan 29-Feb 4	**Waste Management Phoenix Open** John Bridger/Ryan Woodcock 602-870-0163/480-348-7540 jbridger@wmphoenixopen.com woody@wmphoenixopen.com	TPC Scottsdale (Stadium) 17020 North Hayden Road Scottsdale, Arizona 85255 Tom Weiskopf and Jay Morrish/1986	500	$6,900,000	GOLF/CBS	Hideki Matsuyama (2)
Feb 5-11	**AT&T Pebble Beach Pro-Am** Steve John/Hunter Public Relations 831-649-1533/831-375-1747 sj@montereypeninsulafoundation.org hprwest@aol.com	Pebble Beach Golf Links (Host) 17 Mile Drive Pebble Beach, California 93953 Jack Neville and Douglas Grant/1919 Spyglass Hill Golf Course Robert Trent Jones Sr./1966 Monterey Peninsula Country Club (Shore) Bob E. Baldock/1960 Redesign: Mike Strantz/2003	500	$7,400,000	GOLF/CBS	Jordan Spieth
Feb 12-18	**Genesis Open** Mike Antolini/Noah Sharfman mantolini@tigerwoodsfoundation.com nsharfman@tigerwoodsfoundation.com	The Riviera Country Club 1250 Capri Drive Pacific Palisades, California 90272 George C. Thomas, Jr. and William P. Bell/1926	500	$7,200,000	GOLF/CBS	Dustin Johnson
Feb 19-25	**The Honda Classic** Andrew George/Gary Ferman 561-799-4642/954-558-5203 andrew.george@img.com garyferman@bellsouth.net	PGA National Resort & Spa (Champion) 400 Avenue of the Champions Palm Beach Gardens, Florida 33418 Tom Fazio and George Fazio/1981 Redesign: Jack Nicklaus/1990 and 2002	500	$6,600,000	GOLF/NBC	Rickie Fowler
Feb 26-Mar 4	**World Golf Championships-Mexico Championship** Gerald Goodman/Michael Baliker 727-423-8623/904-273-7664 geraldgoodman@pgatourhq.com michaelbaliker@pgatourhq.com	Club de Golf Chapultepec Av. Del Conscripto No. 425 53900 Naucalpan Estado de Mexico Willie Smith/1921 Percy Clifford/1972	550	$10,000,000	GOLF/NBC	Dustin Johnson (2)
Feb 26-Mar 4	**Puerto Rico Open** Mike Harmon/Laura Rentas 787-467-8399 mike@globalgolfmanagement.com rentas.laura@gmail.com	Coco Beach Golf & Country Club 100 Clubhouse Drive Rio Grande, Puerto Rico 00745 Tom Kite and Bruce Bresse/2004	300	$3,000,000	GOLF	D.A. Points
Mar 5-11	**Valspar Championship** Tracy West/Rick Odioso 727-942-5566 twest@thecopperheads.org rodioso@thecopperheads.org	Innisbrook Resort and Golf Club (Copperhead) 36750 U.S. Highway 19 North Palm Harbor, Florida 34684 Larry Packard/1972	500	$6,500,000	GOLF/NBC	Adam Hadwin
Mar 12-18	**Arnold Palmer Invitational presented by Mastercard** Marci Doyle/Lorri Shaban 407-876-2888/407-496-0539 mdoyle@arnoldpalmerinvitational.com lorri@betruenorth.com	Bay Hill Club & Lodge 9000 Bay Hill Boulevard Orlando, Florida 32819 Dick Wilson and Joe Lee/1961	500	$8,900,000	GOLF/NBC	Marc Leishman
Mar 19-25	**World Golf Championships-Dell Technologies Match Play** Jordan Uppleger/Nick Parker 512-949-5885/904-273-4742 jordanuppleger@pgatourhq.com nickparker@pgatourhq.com	Austin Country Club 4408 Long Champ Drive Austin, Texas 78746 Pete Dye/1984	550	$10,000,000	GOLF/NBC	Dustin Johnson (3)

• Non-PGA TOUR cosponsored

Television coverage subject to change

2017-18 PGA TOUR Tournament Schedule

Date	Tournament Director/Media Contact	Course/Architect(s)	FedExCup Pts (1st)	Prize Money	TV	2017 Winner
Mar 19-25	**Corales Puntacana Resort & Club Championship** Manuel Benjamin Sajour Perez/Sarah Maria Carrasco Abinader 809-959-2714 ext. 1510 msajour@puntacana.com scarrasco@puntacana.com	Puntacana Resort & Club Punta Cana, La Altagracia, Dominican Republic Tom Fazio/2010	300	$3,000,000	GOLF	N/A
Mar 26-Apr 1	**Houston Open** Steve Timms/Amanda Hansen 281-454-7000 stimms@hga.org ahansen@hga.org	Golf Club of Houston (Tournament) 5860 Wilson Road Humble, Texas 77396 Rees Jones/2005 Player Consultant: David Toms	500	$7,000,000	GOLF/NBC	Russell Henley
Apr 2-8	**Masters Tournament •** Walton L. Johnson/Steve Ethun 706-667-6000/706-667-6705 spethun@augustanational.com	Augusta National Golf Club 2604 Washington Road Augusta, Georgia 30904 Alister MacKenzie and Robert Tyre Jones, Jr./1932	600	$11,000,000	ESPN/CBS	Sergio Garcia
Apr 9-15	**RBC Heritage** Steve Wilmot/Angela McSwain 843-671-2448/843-671-2411 steve@heritageclassicfoundation.com angela@heritageclassicfoundation.com	Harbour Town Golf Links 11 Lighthouse Lane Hilton Head Island, South Carolina 29928 Pete Dye/1969	500	$6,700,000	GOLF/CBS	Wesley Bryan
Apr 16-22	**Valero Texas Open** Larson Segerdahl/Stephanie Sage 210-345-3818/210-345-3839 larson@valerotexasopen.com stephanie@valerotexasopen.com	TPC San Antonio (AT&T Oaks) 23808 Resort Parkway San Antonio, Texas 78261 Greg Norman/2010 Player Consultant: Sergio Garcia	500	$6,200,000	GOLF/CBS	Kevin Chappell
Apr 23-29	**Zurich Classic of New Orleans** Steve Worthy/Tom Long 504-342-3000/504-669-3030 sworthy@forekidsfoundation.com tom@thomaslong.net	TPC Louisiana 11001 Lapalco Boulevard Avondale, Louisiana 70094 Pete Dye/2004	500	$7,200,000	GOLF/CBS	Jonas Blixt/ Cameron Smih
Apr 30-May 6	**Wells Fargo Championship** Gary Sobba/Lee Patterson 704-554-8101/704-553-4790 gary@wellsfargochampionship.com lee.patterson@wellsfargochampionship.com	Quail Hollow Club 3700 Gleneagles Road Charlotte, North Carolina 28210 George Cobb/1961 Modified: Arnold Palmer/1986 Redesign: Tom Fazio/1997, 2003, 2013-14, 2016	500	$7,700,000	GOLF/CBS	Brian Harman
May 7-13	**THE PLAYERS Championship** Jared Rice/Alex Urban 904-273-3453/904-273-3577 jaredrice@pgatourhq.com alexurban@pgatourhq.com	TPC Sawgrass (THE PLAYERS Stadium) 110 Championship Way Ponte Vedra Beach, Florida 32082 Pete Dye/1980 Renovated: 2016	600	$10,500,000	GOLF/NBC	Si Woo Kim
May 14-20	**AT&T Byron Nelson** Jon Drago/Meagan Abendschein 214-943-9700/512-423-5888 jdrago@salesmanshipclub.org mabendschein@salesmanshipclub.org	Trinity Forest Golf Club 5000 S. Great Trinity Forest Way Dallas, Texas 75217 Bill Coore and Ben Crenshaw/2016	500	$7,700,000	GOLF/CBS	Billy Horschel
May 21-27	**DEAN & DELUCA Invitational** Michael Tothe/John Scott 817-927-4280/817-691-5817 mtothe@colonialfw.com jbscottlaw@gmail.com	Colonial Country Club 3735 Country Club Circle Fort Worth, Texas 76109 Perry Maxwell and John Bredemus/1943	500	$7,100,000	GOLF/CBS	Kevin Kisner
May 28-Jun 3	**the Memorial Tournament presented by Nationwide** Daniel Sullivan/Tom Sprouse 614-889-6819/614-889-6791 dsullivan@thememorialtournament.com tsprouse@thememorialtournament.com	Muirfield Village Golf Club 5750 Memorial Drive Dublin, Ohio 43017 Jack Nicklaus and Desmond Muirhead/1974	500	$8,900,000	GOLF/CBS	Jason Dufner

• Non-PGA TOUR cosponsored

Television coverage subject to change

2017-18 PGA TOUR Tournament Schedule

Date	Tournament Director/Media Contact	Course/Architect(s)	FedExCup Pts (1st)	Prize Money	TV	2017 Winner
Jun 4-10	**FedEx St. Jude Classic** Darrell Smith 901-748-0534 dsmith@stjudeclassic.com	TPC Southwind 3325 Club at Southwind Memphis, Tennessee 38125 Ron Prichard/1987	500	$6,600,000	GOLF/CBS	Daniel Berger
Jun 11-17	**U.S. Open •** Mike Davis/Pete Kowalski 910-215-6168/908-234-2300 mdavis@usga.org pkowalski@usga.org	Shinnecock Hills Golf Club 200 Tuckahoe Road Southhampton, New York 11968 William Flynn/1937	600	$12,000,000	FS1/FOX	Brooks Koepka
Jun 18-24	**Travelers Championship** Nathan Grube/Tara Gerber 860-502-6800/860-502-6815 ngrube@travelerschampionship.com tgerber@travelerschampionship.com	TPC River Highlands 1 Golf Club Road Cromwell, Connecticut 06416 Robert J. Ross and Maurice Kearny/1928 Redesign: Pete Dye and Bobby Weed/1998 Player Consultants: Howard Twitty and Roger Maltbie	500	$7,000,000	GOLF/CBS	Jordan Spieth (2)
Jun 25-Jul 1	**The National** Mike Antolini/Noah Sharfman mantolini@tigerwoodsfoundation.org nsharfman@tigerwoodsfoundation.org		500	$7,100,000	GOLF/CBS	Kyle Stanley
Jul 2-8	**The Greenbrier Classic** Habibi Said Mamone 304-536-5322 habibi_said@greenbrier.com	The Greenbrier Resort (The Old White TPC) 300 West Main Street White Sulphur Springs, West Virginia 24986 Charles Blair McDonald and Seth Raynor/1914 Redesign: Lester George/2006	500	$7,300,000	GOLF/CBS	Xander Schauffele
July 9-15	**John Deere Classic** Clair Peterson/Barry Cronin 309-762-4653/847-698-1801 clairp@jdclassic.com bcronin@cronincommunications.com	TPC Deere Run 3100 Heather Knoll Silvis, Illinois 61282 D.A. Weibring and Chris Gray/1999	500	$5,800,000	GOLF/CBS	Bryson DeChambeau
Jul 16-22	**The Open Championship •** Johnnie Cole-Hamilton/Malcolm Booth 44 (0) 133-446-0000 championships@randa.org media@randa.org	Carnoustie Golf Links Links Parade Carnoustie Angus DD7 7JE	600	$10,250,000	GOLF/NBC	Jordan Spieth (3)
Jul 16-22	**Barbasol Championship** Brooks Downing/Bill Lang 205-942-0444/205-965-9574 bd@bdglobalsports.com bill.lang@rtjresorts.com	Keene Trace Golf Club (Champions Trace) 20 Ave of Champions Nicholasville, Kentucky 40356 Keith Foster and Drew Rodgers, Danny McQueen/1990	300	$3,500,000	GOLF	Grayson Murray
Jul 23-29	**RBC Canadian Open** Bill Paul/Terry Lenyk 905-849-9700 bpaul@golfcanada.ca tlenyk@golfcanada.ca	Glen Abbey Golf Club 1333 Dorval Drive Oakville, Ontario Canada L6M 4G2 Jack Nicklaus/1976	500	$6,200,000	GOLF/CBS	Jhonattan Vegas
Jul 30-Aug 5	**World Golf Championships-Bridgestone Invitational** Donald Padgett/Michael Baliker 330-644-2299/904-273-7664 donaldpadgett@pgatourhq.com michaelbaliker@pgatourhq.com	Firestone Country Club (South) 452 East Warner Road Akron, Ohio 44319 Bert Way/1950 Redesign: Robert Trent Jones, Sr./1960	550	$10,000,000	GOLF/CBS	Hideki Matsuyama (3)
Jul 30-Aug 5	**Barracuda Championship** Chris Hoff/Jen Eastwood 775-303-2311/775-784-9400 chris@barracudachampionship.com jen@bausermangroup.com	Montreux Golf & Country Club 18077 Bordeaux Drive Reno, Nevada 89511 Jack Nicklaus/1997	300	$3,400,000	GOLF	Chris Stroud
Aug 6-12	**PGA Championship •** David Charles/John Dever 561-624-8499/561-624-7693 rcannon@pgahq.com jmason@pgahq.com	Bellerive Country Club 12925 Ladue Road St. Louis, Missouri 63141 Robert Trent Jones/1960 Renovation: Rees Jones/2005-06	600	$10,500,000	TNT/CBS	Justin Thomas (4)

• Non-PGA TOUR cosponsored

Television coverage subject to change

2017-18 PGA TOUR Tournament Schedule

Date	Tournament Director/Media Contact	Course/Architect(s)	FedExCup Pts (1st)	Prize Money	TV	2017 Winner
Aug 13-19	**Wyndham Championship** Mark Brazil/Rob Goodman 336-482-2963/336-299-4321 mbrazil@wyndhamchampionship.com rob@3-gsports.com	Sedgefield Country Club 3201 Forsyth Drive Greensboro, North Carolina 27407 Donald Ross/1926 Redesign: Kris Spence/2007	500	$6,000,000	GOLF/CBS	Henrik Stenson
FEDEXCUP PLAYOFFS						
Aug 20-26	**THE NORTHERN TRUST** Julie Tyson/Alex Urban 212-380-0222/904-273-3577 julietyson@pgatourhq.com alexurban@pgatourhq.com	The Ridgewood Country Club 96 W. Midland Ave Paramus, NJ 07652 A.W. Tillinghast/1929	2,000	$9,000,000	GOLF/CBS	Dustin Johnson (4)
Aug 27-Sep 3	**Dell Technologies Championship** Rich Brady/Nick Parker 508-285-8333/904-273-4742 richbrady@pgatourhq.com nickparker@pgatourhq.com	TPC Boston 405 Arnold Palmer Boulevard Norton, Massachusetts 02766 Palmer Course Design/2002 Redesign: Gil Hanse, Jim Wagner and Brad Faxon/2007	2,000	$9,000,000	GOLF/NBC	Justin Thomas (5)
Sep 3-9	**BMW Championship** Vince Pellegrino/Gary Holaway 847-724-4600 pellegrino@wgaesf.com holaway@wgaesf.com	Aronimink Golf Club 3600 St. Davids Road Newtown Square, Pennsylvania 19073 Donald Ross/1928	2,000	$9,000,000	GOLF/NBC	Marc Leishman (2)
Sep 17-23	**TOUR Championship** Tom Clark/Chris Reimer 404-378-8687/904-273-3286 tomclark@pgatourhq.com chrisreimer@pgatourhq.com	East Lake Golf Club 2575 Alston Drive Atlanta, Georgia 30317 Tom Bendelow/1908 Donald Ross/1913 Redesign: Rees Jones/1994	2,000	$9,000,000	GOLF/NBC	Xander Schauffele (2)
SPECIAL EVENTS						
Sep 24-30	**Ryder Cup** David Charles/Julius Mason 561-624-8429/561-624-8444 dcharles@pgahq.com jmason@pgahq.com	Le Golf National 2 Avenue Golf, 78280 Guyancourt, France Hubert Chesneau, Robert Von Hagge, Pierre Thevenin/1990		No Purse	GOLF/NBC	United States (2016)

FedExCup Playoffs

Television coverage subject to change.

Fact Sheet

Name:
PGA TOUR

Website:
PGATOUR.COM

Commissioner:
Jay Monahan (since January 1, 2017)

Headquarters:
112 PGA TOUR Boulevard, Ponte Vedra Beach, Florida 32082
Phone: 904-285-3700

Overview:
The PGA TOUR is the world's premier membership organization for touring professional golfers, co-sanctioning more than 130 tournaments on the PGA TOUR, PGA TOUR Champions, Web.com Tour, PGA TOUR Latinoamérica, Mackenzie Tour-PGA TOUR Canada and PGA TOUR-China.

The PGA TOUR's mission is to entertain and inspire its fans, deliver substantial value to its partners, create outlets for volunteers to give back, generate significant charitable and economic impact in the communities in which it plays, and provide financial opportunities for TOUR players.

2017-18 Schedule (49 official events):
1. PGA TOUR Regular Season – 45 events
2. FedExCup Playoffs – 4 events

Major Championships (4):
Masters Tournament, U.S. Open, The Open Championship, PGA Championship

Prize Money:
Approximately $363 million – 49 Official Events

Bonus Money for the FedExCup:
$10 million for first place, $3 million for second, $2 million for third, $1.5 million for fourth and $1 million for fifth

Charity:
PGA TOUR, PGA TOUR Champions, Web.com Tour, PGA TOUR Latinoamérica, Mackenzie Tour-PGA TOUR Canada and PGA TOUR-China tournaments have donated more than $2 billion to charity since 1938.

Eligibility:
Each PGA TOUR player has earned a position on the priority-ranking system that will be used to select full-field open tournaments.

Membership:
PGA TOUR members hail from around the globe. In 2017-18, there are 84 active international members from 25 countries outside the United States.

Awards:
The PGA TOUR presents the following awards:
- FedExCup Champion
- PGA TOUR Player of the Year/Jack Nicklaus Trophy
- Arnold Palmer Award (leading money-winner)
- Byron Nelson Trophy (adjusted scoring average)
- PGA TOUR Rookie of the Year
- PGA TOUR Courage Award (not annually)
- PGA TOUR Lifetime Achievement Award (not annually)

Overview

The PGA TOUR entered a new era in 2007 with the introduction of the FedExCup, a season-long points competition offering $35 million in bonus money and culminating with the PGA TOUR's first-ever Playoffs system. In 2017-18, the four Playoffs events will offer $36 million in prize money, meaning a total of $71 million is on the line over the four weeks of FedExCup Playoffs competition.

Over the span of 44 weeks of competition, players vie to become the FedExCup champion, which distinguishes the one player who not only performs well during the PGA TOUR season, but also excels through the pressure of the FedExCup Playoffs. Tiger Woods won the inaugural FedExCup in 2007 and its $10-million top prize and won again in 2009. Others to hoist the FedExCup trophy include Vijay Singh (2008), Jim Furyk (2010), Bill Haas (2011), Brandt Snedeker (2012), Henrik Stenson (2013), Billy Horschel (2014), Jordan Spieth (2015), Rory McIlroy (2016) and Justin Thomas (2017).

During the PGA TOUR season, TOUR members earn points based on their finish, with a strong emphasis placed on winning and high finishes. Once the PGA TOUR season concludes, the top-125 players advance to the Playoffs, a series of four $9-million tournaments offering quadruple points relative to PGA TOUR season events.

The Playoffs feature a progressive cut, beginning with THE NORTHERN TRUST in New Jersey (125 players), continuing with the Dell Technologies Championship outside Boston (100 players) and the BMW Championship near Philadelphia (70 players). A reset takes place, seeding the top-30 players for the culminating TOUR Championship in Atlanta, where the FedExCup champion is crowned.

PGA TOUR Season

The 2017-18 PGA TOUR season consists of 45 events in 40 weeks beginning in October 2017, with the Safeway Open, and ending in August 2018 at the Wyndham Championship. Points are awarded at four levels:

- Official PGA TOUR events played during the PGA TOUR season each award 500 FedExCup points to the winner.
- The Masters Tournament, THE PLAYERS Championship, U.S. Open, The Open Championship and the PGA Championship award 600 FedExCup points to the winner.
- World Golf Championships events award 550 FedExCup points to the winner.
- Additional events (played the same week as other tournaments) award 300 FedExCup points to the winner.
- The PGA TOUR season points standings will carry over to the FedExCup Playoffs for the FedExCup.

FedExCup Playoffs

The FedExCup Playoffs consist of four events immediately following the PGA TOUR season—THE NORTHERN TRUST, Dell Technologies Championship, BMW Championship and the TOUR Championship. The PGA TOUR season points standings determine the top-125 players who qualify for the first event, THE NORTHERN TRUST, held in Ridgewood, New Jersey. Each Playoffs event offers 2,000 points (quadruple the PGA TOUR season). The second event, the Dell Technologies Championship in Norton, Massachusetts, will have a 100-player field. The third tournament, the BMW Championship in Newtown Square, Pennsylvania, will have 70 players (with no cut). The finale, the TOUR Championship in Atlanta, will be comprised of the top-30 qualifiers following the BMW Championship.

Following a points reset, those players will compete for the FedExCup with all 30 players having a mathematical chance to be crowned the FedExCup champion.

Note: In case of ties, reset points will be distributed between the tying positions using the same method for dealing with ties during events—the total points for each of the tying positions are divided equally among all players in the tying position. In the event that a player who qualifies for a Playoffs event chooses not to play in that event, there will be no alternates and the field will be shortened. FedExCup points are subject to change.

About FedEx Corp.

FedEx Corp. (NYSE: FDX) provides customers and businesses worldwide with a broad portfolio of transportation, e-commerce and business services. With annual revenues of $61 billion, the company offers integrated business applications through operating companies competing collectively and managed collaboratively, under the respected FedEx brand. Consistently ranked among the world's most admired and trusted employers, FedEx inspires its more than 400,000 team members to remain "absolutely, positively" focused on safety, the highest ethical and professional standards and the needs of their customers and communities. To learn more about how FedEx connects people and possibilities around the world, please visit about.fedex.com.

Points Breakdown for the PGA TOUR Season

Position	PGA TOUR Events	World Golf Championships Events	Masters, PLAYERS, U.S. Open, The Open Championship and PGA Championship	Additional Events
1	500	550	600	300
2	300	315	330	165
3	190	200	210	105
4	135	140	150	80
5	110	115	120	65
6	100	105	110	60
7	90	95	100	55
8	85	89	94	50
9	80	83	88	45
10	75	78	82	40
11	70	73	77	37.5
12	65	69	72	35.0
13	60	65	68	32.5
14	57	62	64	31.0
15	55	59	61	30.5
16	53	57	59	30.0
17	51	55	57	29.5
18	49	53	55	29.0
19	47	52	53	28.5
20	45	51	51	28.0
21	43	48.73	48.73	26.76
22	41	46.47	46.47	25.51
23	39	44.2	44.2	24.27
24	37	41.93	41.93	23.02
25	35.5	40.23	40.23	22.09
26	34	38.53	38.53	21.16
27	32.5	36.83	36.83	20.22
28	31	35.13	35.13	19.29
29	29.5	33.43	33.43	18.36
30	28	31.73	31.73	17.42
31	26.5	30.03	30.03	16.49
32	25	28.33	28.33	15.56
33	23.5	26.63	26.63	14.62
34	22	24.93	24.93	13.69
35	21	23.8	23.8	13.07
36	20	22.67	22.67	12.44
37	19	21.53	21.53	11.82
38	18	20.4	20.4	11.2
39	17	19.27	19.27	10.58
40	16	18.13	18.13	9.96
41	15	17	17	9.33
42	14	15.87	15.87	8.71
43	13	14.73	14.73	8.09
44	12	13.6	13.6	7.47
45	11	12.47	12.47	6.84
46	10.5	11.9	11.9	6.53
47	10	11.33	11.33	6.22
48	9.5	10.77	10.77	5.91
49	9	10.2	10.2	5.6
50	8.5	9.63	9.63	5.29
51	8	9.07	9.07	4.98
52	7.5	8.5	8.5	4.67
53	7	7.93	7.93	4.36
54	6.5	7.37	7.37	4.04
55	6	6.8	6.8	3.73
56	5.8	6.57	6.57	3.61
57	5.6	6.35	6.35	3.48
58	5.4	6.12	6.12	3.36
59	5.2	5.89	5.89	3.24
60	5	5.67	5.67	3.11
61	4.8	5.44	5.44	2.99
62	4.6	5.21	5.21	2.86
63	4.4	4.99	4.99	2.74
64	4.2	4.76	4.76	2.61
65	4	4.53	4.53	2.49
66	3.8	4.31	4.31	2.36
67	3.6	4.08	4.08	2.24
68	3.4	3.85	3.85	2.12
69	3.2	3.63	3.63	1.99
70	3	3.4	3.4	1.87
71	2.9	3.29	3.29	1.8
72	2.8	3.17	3.17	1.74
73	2.7	3.06	3.06	1.68
74	2.6	2.95	2.95	1.62
75	2.5	2.83	2.83	1.56
76	2.4	2.72	2.72	1.49
77	2.3	2.61	2.61	1.43
78	2.2	2.49	2.49	1.37
79	2.1	2.38	2.38	1.31
80	2	2.27	2.27	1.24
81	1.9	2.15	2.15	1.18
82	1.8	2.04	2.04	1.12
83	1.7	1.93	1.93	1.06
84	1.6	1.81	1.81	1
85	1.5	1.7	1.7	0.93

Note: Positions 71-85 are shown to represent possible ties for 70th position.

Ties – Points will be distributed to those in tying positions using the same method currently used to distribute prize money when there is a tie. That is, the total points for each tying position will be averaged and that average will be distributed to each player in the tying position.

FedExCup Playoffs Points Structure

FedExCup Playoffs Event Points Distribution

Position	Points	Position	Points	Position	Points	Position	Points
1	2,000	23	156	45	44	67	14.4
2	1,200	24	148	46	42	68	13.6
3	760	25	142	47	40	69	12.8
4	540	26	136	48	38	70	12
5	440	27	130	49	36	71	11.6
6	400	28	124	50	34	72	11.2
7	360	29	118	51	32	73	10.8
8	340	30	112	52	30	74	10.4
9	320	31	106	53	28	75	10
10	300	32	100	54	26	76	9.6
11	280	33	94	55	24	77	9.2
12	260	34	88	56	23.2	78	8.8
13	240	35	84	57	22.4	79	8.4
14	228	36	80	58	21.6	80	8
15	220	37	76	59	20.8	81	7.6
16	212	38	72	60	20	82	7.2
17	204	39	68	61	19.2	83	6.8
18	196	40	64	62	18.4	84	6.4
19	188	41	60	63	17.6	85	6
20	180	42	56	64	16.8		
21	172	43	52	65	16		
22	164	44	48	66	15.2		

FedExCup Playoffs Points Structure

Position	Reset Points	Position	Reset Points
1	2,000	16	293
2	1,800	17	272
3	1,520	18	251
4	1,296	19	231
5	1,280	20	219
6	1,120	21	206
7	960	22	194
8	800	23	182
9	640	24	170
10	480	25	161
11	384	26	151
12	368	27	142
13	352	28	133
14	336	29	124
15	314	30	115

FedExCup Bonus Structure

Position	Amount	Position	Amount	Position	Amount
1	$10,000,000	22	$215,000	43	$132,000
2	3,000,000	23	210,000	44	131,000
3	2,000,000	24	205,000	45	130,000
4	1,500,000	25	200,000	46	129,000
5	1,000,000	26	195,000	47	128,000
6	800,000	27	190,000	48	127,000
7	700,000	28	185,000	49	126,000
8	600,000	29	180,000	50	125,000
9	550,000	30	175,000	51	120,000
10	500,000	31	165,000	52	115,000
11	300,000	32	155,000	53	114,000
12	290,000	33	150,000	54	113,000
13	280,000	34	145,000	55-70	110,000
14	270,000	35	142,000	71-80	80,000
15	250,000	36	140,000	81-100	75,000
16	245,000	37	138,000	101-125	70,000
17	240,000	38	137,000	126-150	32,000
18	235,000	39	136,000	TOTAL	
19	230,000	40	135,000	$35,000,000	
20	225,000	41	134,000		
21	220,000	42	133,000		

2017 FedExCup Playoffs Summary

Tournament: THE NORTHERN TRUST
Dates: August 24-27, 2017
Field Size: 125 (120)
Cut: 70 players at 2-over 142
Winner: Dustin Johnson
Purse: $8,750,000
Course/Location: Glen Oaks Club/Old Westbury, New York
Par/Yards: 35-35—70/7,346

Top 10 FEC points entering TNT

Rank	Player	FedExCup Points
1	Hideki Matsuyama	2,869
2	Justin Thomas	2,689
3	Jordan Spieth	2,671
4	Dustin Johnson	2,466
5	Rickie Fowler	1,832
6	Jon Rahm	1,754
7	Brooks Koepka	1,736
8	Daniel Berger	1,623
9	Kevin Kisner	1,612
10	Brian Harman	1,557

THE NORTHERN TRUST – Top 10

Finish	Player	Score
1	Dustin Johnson	267/-13
2	Jordan Spieth	267/-13
T3	Jon Rahm	271/-9
T3	Jhonattan Vegas	271/-9
5	Paul Casey	274/-6
T6	Kevin Chappell	275/-5
T6	Jason Day	275/-5
T6	Webb Simpson	275/-5
T6	Justin Thomas	275/-5
T10	Patrick Cantlay	276/-4
T10	Matt Kuchar	276/-4
T10	Louis Oosthuizen	276/-4
T10	Chez Reavie	276/-4
T10	Justin Rose	276/-4
T10	Robert Streb	276/-4
T10	Bubba Watson	276/-4

Tournament: Dell Technologies Championship
Dates: September 1-4, 2017
Field Size: 100 (96)
Cut: 79 players at 3-over 145
Winner: Justin Thomas
Purse: $8,750,000
Course/Location: TPC Boston/Norton, Massachusetts
Par/Yards: 36-35—71/7,342

Top 10 FEC points entering DTC

Rank	Player	FedExCup Points
1	Dustin Johnson	4,466
2	Jordan Spieth	3,871
3	Justin Thomas	3,044
4	Hideki Matsuyama	2,869
5	Jon Rahm	2,404
6	Rickie Fowler	1,996
7	Brooks Koepka	1,768
8	Daniel Berger	1,717
9	Charley Hoffman	1,694
10	Jhonattan Vegas	1,673

Dell Technologies Championship – Top 10

Finish	Player	Score
1	Justin Thomas	267/-17
2	Jordan Spieth	270/-14
3	Marc Leishman	271/-13
T4	Paul Casey	272/-12
T4	Jon Rahm	272/-12
T6	Phil Mickelson	273/-11
T6	Kevin Na	273/-11
T6	Pat Perez	273/-11
T6	Patrick Reed	273/-11
T10	Bill Haas	274/-10
T10	Justin Rose	274/-10

Tournament: BMW Championship
Dates: September 14-17, 2017
Field Size: 70
Cut: No cut
Winner: Marc Leishman
Purse: $8,750,000
Course/Location: Conway Farms GC/Lake Forest, Illinois
Par/Yards: 35-36—71/7,208

Top 10 FEC points entering BMW Champ

Rank	Player	FedExCup Points
1	Jordan Spieth	5,071
2	Justin Thomas	5,044
3	Dustin Johnson	4,650
4	Hideki Matsuyama	3,021
5	Jon Rahm	2,894
6	Rickie Fowler	2,217
7	Marc Leishman	2,084
8	Paul Casey	2,065
9	Brooks Koepka	1,952
10	Pat Perez	1,894

BMW Championship – Top 10

Finish	Player	Score
1	Marc Leishman	261/-23
T2	Rickie Fowler	266/-18
T2	Justin Rose	266/-18
4	Jason Day	268/-16
T5	Matt Kuchar	269/-15
T5	Jon Rahm	269/-15
T7	Tony Finau	271/-13
T7	Jordan Spieth	271/-13
T9	Patrick Cantlay	272/-12
T9	Anirban Lahiri	272/-12
T9	Webb Simpson	272/-12

Tournament: TOUR Championship
Dates: September 21-24, 2017
Field Size: 30
Cut: No cut
Winner: Xander Schauffele
Purse: $8,750,000
Course/Location: East Lake GC/ Atlanta, Georgia
Par/Yards: 35-35—70/7,346

Top 10 FEC points entering TOUR Champ

Rank	Player	FedExCup Points
1	Jordan Spieth	5,421
2	Justin Thomas	5,081
3	Dustin Johnson	4,730
4	Marc Leishman	4,084
5	Jon Rahm	3,314
6	Rickie Fowler	3,197
7	Hideki Matsuyama	3,058
8	Justin Rose	2,514
9	Brooks Koepka	2,170
10	Paul Casey	2,145

THE TOUR Championship – Top 10

Finish	Player	Score
1	Xander Schauffele	268/-12
2	Justin Thomas	269/-11
T3	Russell Henley	270/-10
T3	Kevin Kisner	270/-10
5	Paul Casey	271/-9
6	Brooks Koepka	272/-8
T7	Tony Finau	273/-7
T7	Jon Rahm	273/-7
T7	Jordan Spieth	273/-7
T10	Sergio Garcia	274/-6
T10	Matt Kuchar	274/-6
T10	Justin Rose	274/-6

Final FedExCup standings

Rank	Player	Score
1	Justin Thomas	3,000
2	Jordan Spieth	2,340
3	Xander Schauffele	2,151
4	Dustin Johnson	1,720
5	Jon Rahm	1,620
6	Marc Leishman	1,441
7	Rickie Fowler	1,253
8	Hideki Matsuyama	1,093
9	Justin Rose	1,080
10	Brooks Koepka	1,040

2016 FedExCup Playoffs Summary

Tournament: The Barclays
Dates: August 25-28, 2016
Field Size: 125 (120)
Cut: 79 players at 3-over 145
Winner: Patrick Reed
Purse: $8,500,000
Course/Location: Bethpage State Park (Black Course)/Farmingdale, New York
Par/Yards: 36-35—71/7,468

Top 10 FEC points entering The Barclays

Rank	Player	FedExCup Points
1	Jason Day	2,735
2	Dustin Johnson	2,701
3	Adam Scott	2,063
4	Russell Knox	2,001
5	Jordan Spieth	1,965
6	Brandt Snedeker	1,717
7	Patrick Reed	1,575
8	Phil Mickelson	1,532
9	Kevin Na	1,529
10	Justin Thomas	1,512

The Barclays – Top 10

Finish	Player	Score
1	Patrick Reed	275/-9
T2	Emiliano Grillo	276/-8
T2	Sean O'Hair	276/-8
T4	Jason Day	277/-7
T4	Adam Scott	277/-7
T4	Gary Woodland	277/-7
T7	Jason Kokrak	278/-6
T7	Ryan Moore	278/-6
T7	Rickie Fowler	278/-6
T10	Jordan Spieth	279/-5
T10	Justin Thomas	279/-5

Tournament: Deutsche Bank Championship
Dates: September 2-5, 2016
Field Size: 100 (97)
Cut: 72 players at 1-under 141
Winner: Rory McIlroy
Purse: $8,500,000
Course/Location: TPC Boston/Norton, Massachusetts
Par/Yards: 36-35—71/7,297

Top 10 FEC points entering DB Champ

Rank	Player	FedExCup Points
1	Patrick Reed	3,575
2	Jason Day	3,195
3	Dustin Johnson	2,907
4	Adam Scott	2,523
5	Jordan Spieth	2,255
6	Emiliano Grillo	2,089
7	Russell Knox	2,039
8	Justin Thomas	1,802
9	Brandt Snedeker	1,801
10	Phil Mickelson	1,758

Deutsche Bank Championship – Top 10

Finish	Player	Score
1	Rory McIlroy	269/-15
2	Paul Casey	271/-13
3	Jimmy Walker	272/-12
4	Adam Scott	273/-11
T5	Fabian Gomez	274/-10
T5	James Hahn	274/-10
T5	Patrick Reed	274/-10
T8	Kevin Chappell	275/-9
T8	David Hearn	275/-9
T8	Billy Hurley III	275/-9
T8	Dustin Johnson	275/-9
T8	Jason Kokrak	275/-9
T8	Ryan Moore	275/-9
T8	Louis Oosthuizen	275/-9

Tournament: BMW Championship
Dates: September 8-11, 2016
Field Size: 70 (69)
Cut: No cut
Winner: Dustin Johnson
Purse: $8,500,000
Course/Location: Crooked Stick GC/Carmel, Indiana
Par/Yards: 36-36—71/7,567

Top 10 FEC points entering BMW Champ

Rank	Player	FedExCup Points
1	Patrick Reed	3,975
2	Jason Day	3,409
3	Dustin Johnson	3,189
4	Rory McIlroy	3,115
5	Adam Scott	3,063
6	Jordan Spieth	2,451
7	Russell Knox	2,253
8	Emiliano Grillo	2,227
9	Jimmy Walker	2,112
10	Paul Casey	2,052

BMW Championship – Top 10

Finish	Player	Score
1	Dustin Johnson	265/-23
2	Paul Casey	268/-20
3	Roberto Castro	271/-17
T4	J.B. Holmes	276/-12
T4	Matt Kuchar	276/-12
T4	Ryan Palmer	276/-12
T4	Charl Schwartzel	276/-12
T4	Adam Scott	276/-12
9	Jordan Spieth	277/-11
T10	Daniel Berger	278/-10
T10	Billy Horschel	278/-10
T10	Chris Kirk	278/-10

Tournament: TOUR Championship
Dates: September 22-25, 2016
Field Size: 30 (30)
Cut: No cut
Winner: Rory McIlroy
Purse: $8,500,000
Course/Location: East Lake GC/Atlanta, Georgia
Par/Yards: 35-35—70/7,385

Top 10 FEC points entering TOUR Champ

Rank	Player	FedExCup Points
1	Dustin Johnson	5,189
2	Patrick Reed	4,203
3	Adam Scott	3,479
4	Jason Day	3,409
5	Paul Casey	3,252
6	Rory McIlroy	3,223
7	Jordan Spieth	2,771
8	Russell Knox	2,465
9	Emiliano Grillo	2,371
10	Jimmy Walker	2,340

THE TOUR Championship – Top 10

Finish	Player	Score
1	Rory McIlroy	268/-12
T2	Kevin Chappell	268/-12
T2	Ryan Moore	268/-12
4	Paul Casey	271/-9
5	Hideki Matsuyama	274/-6
T6	Dustin Johnson	275/-5
T6	Justin Thomas	275/-5
T8	Jason Dufner	276/-4
T8	Adam Scott	276/-4
T10	Emiliano Grillo	278/-2
T10	Si Woo Kim	278/-2
T10	Charl Schwartzel	278/-2
T10	Bubba Watson	278/-2
T10	Gary Woodland	278/-2

Final FedExCup standings

Rank	Player	Score
1	Rory McIlroy	3,120
2	Dustin Johnson	2,380
3	Patrick Reed	1,986
4	Adam Scott	1,930
5	Paul Casey	1,880
6	Jason Day	1,440
7	Ryan Moore	1,336
8	Kevin Chappell	1,320
9	Jordan Spieth	1,168
10	Russell Knox	992

2015 FedExCup Playoffs Summary

Tournament: The Barclays
Dates: August 27-30, 2015
Field Size: 125 (120)
Cut: 72 players at 2-over 142
Winner: Jason Day
Purse: $8,250,000
Course/Location: Plainfield CC/Edison, New Jersey
Par/Yards: 34-36—70/7,127

Top 10 FEC points entering The Barclays

Rank	Player	FedExCup Points
1	Jordan Spieth	4,169
2	Jason Day	2,459
3	Bubba Watson	2,407
4	Jimmy Walker	2,014
5	Justin Rose	1,742
6	Robert Streb	1,720
7	Dustin Johnson	1,718
8	Patrick Reed	1,593
9	Rory McIlroy	1,567
10	Danny Lee	1,561

The Barclays – Top 10

Finish	Player	Score
1	Jason Day	261/-19
2	Henrik Stenson	267/-13
3	Bubba Watson	269/-11
T4	Zac Blair	270/-10
	Zach Johnson	270/-10
T6	Sangmoon Bae	271/-9
	Ryan Palmer	271/-9
	Daniel Summerhays	271/-9
T9	Jason Bohn	272/-8
	Dustin Johnson	272/-8

Tournament: Deutsche Bank Championship
Dates: September 4-7, 2015
Field Size: 100 (98)
Cut: 75 players at 3-over 145
Winner: Rickie Fowler
Purse: $8,250,000
Course/Location: TPC Boston/Norton, Massachusetts
Par/Yards: 36-35—71/7,242

Top 10 FEC points entering DB Champ

Rank	Player	FedExCup Points
1	Jason Day	4,459
2	Jordan Spieth	4,169
3	Bubba Watson	3,167
4	Henrik Stenson	2,152
5	Zach Johnson	2,049
6	Dustin Johnson	2,028
7	Jimmy Walker	2,020
8	Justin Rose	1,956
9	Robert Streb	1,838
10	Danny Lee	1,709

Deutsche Bank Championship – Top 10

Finish	Player	Score
1	Rickie Fowler	269/-15
2	Henrik Stenson	270/-14
3	Charley Hoffman	273/-11
T4	Jim Furyk	276/-8
	Matt Jones	276/-8
	Hunter Mahan	276/-8
	Sean O'Hair	276/-8
	Patrick Reed	276/-8
T9	Jerry Kelly	277/-7
	Matt Kuchar	277/-7
	Daniel Summerhays	277/-7

Tournament: BMW Championship
Dates: September 17-20, 2015
Field Size: 70 (70)
Cut: No cut
Winner: Jason Day
Purse: $8,250,000
Course/Location: Conway Farms GC/Lake Forest, Illinois
Par/Yards: 35-36—71/7,198

Top 10 FEC points entering BMW Champ

Rank	Player	FedExCup Points
1	Jason Day	4,680
2	Jordan Spieth	4,169
3	Rickie Fowler	3,498
4	Henrik Stenson	3,352
5	Bubba Watson	3,329
6	Charley Hoffman	2,302
7	Zach Johnson	2,241
8	Dustin Johnson	2,114
9	Jim Furyk	2,087
10	Patrick Reed	2,039

BMW Championship – Top 10

Finish	Player	Score
1	Jason Day	262/-22
2	Daniel Berger	268/-16
3	Scott Piercy	269/-15
T4	Rickie Fowler	270/-14
	J.B. Holmes	270/-14
	Rory McIlroy	270/-14
T7	Dustin Johnson	271/-13
	Hideki Matsuyama	271/-13
	Cameron Tringale	271/-13
T10	Kevin Na	272/-12
	Henrik Stenson	272/-12
	Bubba Watson	272/-12

Tournament: TOUR Championship by Coca-Cola
Dates: September 24-27, 2015
Field Size: 30 (29)
Cut: No cut
Winner: Jordan Spieth
Purse: $8,250,000
Course/Location: East Lake GC/Atlanta, Georgia
Par/Yards: 35-35—70/7,307

Top 10 FEC points entering TOUR Champ

Rank	Player	FedExCup Points
1	Jason Day	2,000
2	Jordan Spieth	1,800
3	Rickie Fowler	1,600
4	Henrik Stenson	1,440
5	Bubba Watson	1,280
6	Zach Johnson	1,120
7	Dustin Johnson	960
8	Charley Hoffman	800
9	Daniel Berger	640
10	Patrick Reed	480

THE TOUR Championship – Top 10

Finish	Player	Score
1	Jordan Spieth	271/-9
T2	Danny Lee	275/-5
	Justin Rose	275/-5
	Henrik Stenson	275/-5
T5	Paul Casey	276/-4
	Dustin Johnson	276/-4
	Bubba Watson	276/-4
T8	J.B. Holmes	277/-3
	Zach Johnson	277/-3
T10	Jason Day	278/-2
	Matt Kuchar	278/-2

Final FedExCup standings

Rank	Player	Score
1	Jordan Spieth	3,800
2	Henrik Stenson	2,307
3	Jason Day	2,290
4	Rickie Fowler	1,838
5	Bubba Watson	1,680
6	Zach Johnson	1,450
7	Dustin Johnson	1,360
8	Justin Rose	1,235
9	Danny Lee	1,123
10	Charley Hoffman	992

2014 FedExCup Playoffs Summary

Tournament: The Barclays
Dates: August 21-24, 2014
Field Size (Actual): 125 (122)
Cut: 79 players at even-par 142
Winner: Hunter Mahan
Purse: $8,000,000
Course/Location: Ridgewood CC/Paramus, New Jersey
Par/Yards: 35-36—71/7,319

Top 10 FEC points entering The Barclays

Rank	Player	FedExCup Points
1	Rory McIlroy	2,582
2	Jimmy Walker	2,493
3	Bubba Watson	2,173
4	Matt Kuchar	1,921
5	Jim Furyk	1,851
6	Dustin Johnson	1,769
7	Sergio Garcia	1,700
8	Jordan Spieth	1,692
9	Patrick Reed	1,666
10	Chris Kirk	1,571

The Barclays – Top 10

Finish	Player	Score
1	Hunter Mahan	270/-14
T2	Stuart Appleby	272/-12
	Jason Day	272/-12
	Cameron Tringale	272/-12
T5	Ernie Els	273/-11
	Matt Kuchar	273/-11
	William McGirt	273/-11
8	Jim Furyk	274/-10
T9	Rickie Fowler	275/-9
	Morgan Hoffmann	275/-9
	Kevin Na	275/-9
	Patrick Reed	275/-9

Tournament: Deutsche Bank Championship
Dates: August 29-September 1, 2014
Field Size (Actual): 100 (93)
Cut: 80 players at 3-over 145
Winner: Chris Kirk
Purse: $8,000,000
Course/Location: TPC Boston/Norton, Massachusetts
Par/Yards: 36-35—71/7,216

Top 10 FEC points entering DB Champ

Rank	Player	FedExCup Points
1	Hunter Mahan	3,276
2	Rory McIlroy	2,810
3	Jimmy Walker	2,493
4	Matt Kuchar	2,421
5	Bubba Watson	2,360
6	Jim Furyk	2,276
7	Jason Day	2,111
8	Patrick Reed	2,028
9	Jordan Spieth	1,919
10	Cameron Tringale	1,865

Deutsche Bank Championship – Top 10

Finish	Player	Score
1	Chris Kirk	269/-15
T2	Geoff Ogilvy	271/-13
	Russell Henley	271/-13
	Billy Horschel	271/-13
T5	Rory McIlroy	273/-11
	John Senden	273/-11
T7	Jason Day	274/-10
	Martin Kaymer	274/-10
T9	Bill Haas	275/-9
	Chesson Hadley	275/-9
	Carl Pettersson	275/-9
	Robert Streb	275/-9
	Jimmy Walker	275/-9
	Seung-Yul Noh	275/-9
	Webb Simpson	275/-9

Tournament: BMW Championship
Dates: September 4-7, 2014
Field Size (Actual): 70 (69)
Cut: No cut
Winner: Billy Horschel
Purse: $8,000,000
Course/Location: Cherry Hills CC/Cherry Hills Village, Colorado
Par/Yards: 34-36—70/7,352

Top 10 FEC points entering BMW Champ

Rank	Player	FedExCup Points
1	Chris Kirk	4,154
2	Rory McIlroy	3,335
3	Hunter Mahan	3,311
4	Jimmy Walker	2,823
5	Matt Kuchar	2,618
6	Bubba Watson	2,558
7	Jason Day	2,549
8	Jim Furyk	2,511
9	Jordan Spieth	2,117
10	Rickie Fowler	2,069

BMW Championship – Top 10

Finish	Player	Score
1	Billy Horschel	266/-14
2	Bubba Watson	268/-12
3	Morgan Hoffmann	269/-11
T4	Rickie Fowler	271/-9
	Jim Furyk	271/-9
	Sergio Garcia	271/-9
	Ryan Palmer	271/-9
T8	Rory McIlroy	272/-8
	Adam Scott	272/-8
	Jordan Spieth	272/-8

Tournament: TOUR Championship by Coca-Cola
Dates: September 11-14, 2014
Field Size (Actual): 30 (29)
Cut: No cut
Winner: Billy Horschel
Purse: $8,000,000
Course/Location: East Lake GC/ Atlanta, Georgia
Par/Yards: 35-35—70/7,307

Top 10 FEC points entering TOUR Champ

Rank	Player	FedExCup Points
1	Chris Kirk	4,314
2	Billy Horschel	4,305
3	Bubba Watson	4,058
4	Rory McIlroy	3,735
5	Hunter Mahan	3,363
6	Jimmy Walker	3,073
7	Jim Furyk	3,073
8	Matt Kuchar	2,736
9	Rickie Fowler	2,631
10	Jason Day	2,549

THE TOUR Championship – Top 10

Finish	Player	Score
1	Billy Horschel	269/-11
T2	Jim Furyk	272/-8
	Rory McIlroy	272/-8
T4	Chris Kirk	273/-7
	Justin Rose	273/-7
	Jason Day	273/-7
7	Ryan Palmer	274/-6
8	Rickie Fowler	275/-5
T9	Sergio Garcia	276/-4
	Gary Woodland	276/-4
	Adam Scott	276/-4

Final FedExCup standings

Rank	Player	Score
1	Billy Horschel	4,750
2	Chris Kirk	3,100
3	Rory McIlroy	3,050
4	Jim Furyk	2,450
5	Bubba Watson	2,285
6	Hunter Mahan	1,835
7	Jimmy Walker	1,668
8	Matt Kuchar	1,300
9	Rickie Fowler	1,225
10	Jason Day	1,200

2013 FedExCup Playoffs Summary

Tournament: The Barclays
Dates: August 22-25, 2013
Field Size (Actual): 125 (123)
Cut: 74 players at 2-under 140
Winner: Adam Scott
Purse: $8,000,000
Course/Location: Liberty National GC/Jersey City, New Jersey
Par/Yards: 36-35—71/7,353

Top 10 FEC points entering The Barclays

Rank	Player	FedExCup Points
1	Tiger Woods	3,059
2	Matt Kuchar	2,293
3	Brandt Snedeker	2,218
4	Phil Mickelson	2,166
5	Bill Haas	1,505
6	Billy Horschel	1,487
7	Justin Rose	1,447
8	Jordan Spieth	1,436
9	Henrik Stenson	1,426
10	Keegan Bradley	1,416

The Barclays – Top 10

Finish	Player	Score
1	Adam Scott	273/-11
T2	Graham DeLaet	274/-10
	Justin Rose	274/-10
	Gary Woodland	274/-10
	Tiger Woods	274/-10
T6	Jim Furyk	275/-9
	Phil Mickelson	275/-9
	D.A. Points	275/-9
T9	Matt Every	276/-8
	Rickie Fowler	276/-8
	Jason Kokrak	276/-8
	Nick Watney	276/-8

Tournament: Deutsche Bank Championship
Dates: August 31-September 2, 2013
Field Size (Actual): 100 (100)
Cut: 76 players at 3-under 139
Winner: Henrik Stenson
Purse: $8,000,000
Course/Location: TPC Boston/Norton, Massachusetts
Par/Yards: 36-35—71/7,216

Top 10 FEC points entering DB Champ

Rank	Player	FedExCup Points
1	Tiger Woods	4,009
2	Adam Scott	3,847
3	Phil Mickelson	2,624
4	Matt Kuchar	2,540
5	Justin Rose	2,397
6	Brandt Snedeker	2,218
7	Graham DeLaet	1,806
8	Bill Haas	1,718
8	Jordan Spieth	1,684
10	Gary Woodland	1,633

Deutsche Bank Championship – Top 10

Finish	Player	Score
1	Henrik Stenson	262/-22
2	Steve Stricker	264/-20
3	Graham DeLaet	266/-18
T4	Sergio Garcia	267/-17
	Matt Kuchar	267/-17
	Jordan Spieth	267/-17
	Kevin Stadler	267/-17
8	Brian Davis	268/-16
T9	Roberto Castro	269/-15
	Brendon de Jonge	269/-15
	Jason Dufner	269/-15
	Ian Poulter	269/-15

Tournament: BMW Championship
Dates: September 12-16, 2013
Field Size (Actual): 70 (70)
Cut: No cut
Winner: Zach Johnson
Purse: $8,000,000
Course/Location: Conway Farms GC/Lake Forest, Illinois
Par/Yards: 36-35—71/6,733

Top 10 FEC points entering BMW Champ

Rank	Player	FedExCup Points
1	Henrik Stenson	4,051
2	Tiger Woods	4,037
3	Adam Scott	3,917
4	Matt Kuchar	3,103
5	Graham DeLaet	2,806
6	Phil Mickelson	2,762
7	Justin Rose	2,664
8	Steve Stricker	2,617
9	Brandt Snedeker	2,326
10	Jordan Spieth	2,246

BMW Championship – Top 10

Finish	Player	Score
1	Zach Johnson	268/-16
2	Nick Watney	270/-14
3	Jim Furyk	269/-14
T4	Jason Day	273/-11
	Luke Donald	273/-11
	Hunter Mahan	273/-11
T7	Matt Jones	274/-10
	Charl Schwartzel	274/-10
	Brandt Snedeker	274/-10
	Steve Stricker	274/-10

Tournament: TOUR Championship by Coca-Cola
Dates: September 19-22, 2013
Field Size (Actual): 30 (30)
Cut: No cut
Winner: Henrik Stenson
Purse: $8,000,000
Course/Location: East Lake GC/ Atlanta, Georgia
Par/Yards: 35-35—70/7,307

Top 10 FEC points entering TOUR Champ

Rank	Player	FedExCup Points
1	Tiger Woods	4,352
2	Henrik Stenson	4,229
3	Adam Scott	4,122
4	Zach Johnson	3,843
5	Matt Kuchar	3,330
6	Steve Stricker	3,180
7	Graham DeLaet	3,011
8	Phil Mickelson	2,939
9	Justin Rose	2,842
10	Brandt Snedeker	2,726

THE TOUR Championship – Top 10

Finish	Player	Score
1	Henrik Stenson	267/-13
T2	Jordan Spieteh	270/-10
	Steve Stricker	270/-10
4	Webb Simpson	271/-9
5	Dustin Johnson	272/-8
6	Justin Rose	273/-7
T7	Billy Horschel	274/-6
	Zach Johnson	274/-6
T9	Roberto Castro	275/-5
	Jason Dufner	275/-5
	Sergio Garcia	275/-5

Final FedExCup standings

Rank	Player	Score
1	Henrik Stenson	4,750
2	Tiger Woods	2,743
3	Steve Stricker	2,650
4	Adam Scott	2,278
5	Zach Johnson	2,238
6	Matt Kuchar	1,823
7	Jordan Spieth	1,690
8	Graham DeLaet	1,415
9	Phil Mickelson	1,313
10	Justin Rose	1,300

2012 FedExCup Playoffs Summary

Tournament: The Barclays
Dates: August 23-26, 2012
Field Size (Actual): 125 (123)
Cut: 75 players at 1-over 143
Winner: Nick Watney
Purse: $8,000,000
Course/Location: Bethpage State Park (Black Course)/Farmingdale, New York
Par/Yards: 36-35—71/7,468

Top 10 FEC points entering The Barclays

Rank	Player	FedExCup Points
1	Tiger Woods	2,269
2	Jason Dufner	2,110
3	Rory McIlroy	2,092
4	Zach Johnson	2,019
5	Bubba Watson	1,777
6	Hunter Mahan	1,739
7	Carl Pettersson	1,691
8	Keegan Bradley	1,670
9	Matt Kuchar	1,600
10	Steve Stricker	1,456

The Barclays – Top 10

Finish	Player	Score
1	Nick Watney	274/-10
2	Brandt Snedeker	277/-7
T3	Sergio Garcia	278/-6
	Dustin Johnson	278/-6
T5	Graham DeLaet	279/-5
	Brian Harman	279/-5
	Louis Oosthuizen	279/-5
	Lee Westwood	279/-5
9	Greg Chalmers	280/-4
T10	Bud Cauley	281/-3
	Tim Clark	281/-3
	Luke Donald	281/-3
	Bob Estes	281/-3
	Tom Gillis	281/-3
	David Hearn	281/-3
	William McGirt	281/-3
	Bubba Watson	281/-3
	Kevin Stadler	281/-3

Tournament: Deutsche Bank Championship
Dates: August 31-September 3, 2012
Field Size (Actual): 100 (98)
Cut: 78 players at 2-over 144
Winner: Rory McIlroy
Purse: $8,000,000
Course/Location: TPC Boston/Norton, Massachusetts
Par/Yards: 36-35—71/7,216

Top 10 FEC points entering DB Champ

Rank	Player	FedExCup Points
1	Nick Watney	3,226
2	Brandt Snedeker	2,694
3	Tiger Woods	2,417
4	Rory McIlroy	2,299
5	Zach Johnson	2,166
6	Jason Dufner	2,110
7	Bubba Watson	2,080
8	Dustin Johnson	1,972
9	Carl Pettersson	1,898
10	Sergio Garcia	1,810

Deutsche Bank Championship – Top 10

Finish	Player	Score
1	Rory McIlroy	264/-20
2	Louis Oosthuizen	265/-19
3	Tiger Woods	266/-18
T4	Dustin Johnson	270/-14
	Phil Mickelson	270/-14
6	Brandt Snedeker	271/-13
T7	Jeff Overton	272/-12
	Adam Scott	272/-12
9	Bryce Molder	273/-11
T10	Ryan Moore	274/-10
	Kevin Stadler	274/-10

Tournament: BMW Championship
Dates: September 6-9, 2012
Field Size (Actual): 70 (70)
Cut: No cut
Winner: Rory McIlroy
Purse: $8,000,000
Course/Location: Crooked Stick GC/Carmel, Indiana
Par/Yards: 35-36—72/7,497

Top 10 FEC points entering BMW Champ

Rank	Player	FedExCup Points
1	Rory McIlroy	4,799
2	Nick Watney	3,468
3	Tiger Woods	3,417
4	Brandt Snedeker	3,194
5	Louis Oosthuizen	2,909
6	Dustin Johnson	2,622
7	Jason Dufner	2,373
8	Zach Johnson	2,279
9	Phil Mickelson	2,170
10	Bubba Watson	2,080

BMW Championship – Top 10

Finish	Player	Score
1	Rory McIlroy	268/-20
T2	Phil Mickelson	270/-18
	Lee Westwood	270/-18
T4	Robert Garrigus	271/-17
	Tiger Woods	271/-17
T6	Dustin Johnson	272/-16
	Adam Scott	272/-16
8	Vijay Singh	273/-15
9	Jim Furyk	274/-14
T10	Ryan Moore	275/-13
	Bo Van Pelt	275/-13

Tournament: TOUR Championship by Coca-Cola
Dates: September 20-23, 2012
Field Size (Actual): 30 (30)
Cut: No cut
Winner: Brandt Snedeker
Purse: $8,000,000
Course/Location: East Lake GC/Atlanta, Georgia
Par/Yards: 35-35—70/7,319

Top 10 FEC points entering TOUR Champ

Rank	Player	FedExCup Points
1	Rory McIlroy	7,299
2	Tiger Woods	4,067
3	Nick Watney	3,586
4	Phil Mickelson	3,420
5	Brandt Snedeker	3,357
6	Louis Oosthuizen	3,167
7	Dustin Johnson	3,097
8	Lee Westwood	2,726
9	Zach Johnson	2,576
10	Jason Dufner	2,575

THE TOUR Championship – Top 10

Finish	Player	Score
1	Brandt Snedeker	270/-10
2	Justin Rose	273/-7
T3	Luke Donald	274/-6
	Ryan Moore	274/-6
T5	Webb Simpson	275/-5
	Bubba Watson	275/-5
7	Jim Furyk	277/-3
T8	Hunter Mahan	278/-2
	Tiger Woods	278/-2
T10	Robert Garrigus	279/-1
	Dustin Johnson	279/-1
	Matt Kuchar	279/-1
	Rory McIlroy	279/-1
	Bo Van Pelt	279/-1

Final FedExCup standings

Rank	Player	Score
1	Brandt Snedeker	4,100
2	Rory McIlroy	2,827
3	Tiger Woods	2,663
4	Nick Watney	2,215
5	Phil Mickelson	2,073
6	Justin Rose	1,770
7	Louis Oosthuizen	1,635
8	Dustin Johnson	1,527
9	Luke Donald	1,275
10	Lee Westwood	1,205

2011 FedExCup Playoffs Summary

Tournament: The Barclays
Dates: August 25-28, 2011
Field Size (Actual): 125 (123)
Cut: 72 players at 4-under 138
Winner: Dustin Johnson (54-hole event due to weather)
Purse: $8,000,000
Course/Location: Plainfield CC/Edison, New Jersey
Par/Yards: 36-35—71/6,964

Top 10 FEC points entering The Barclays

Rank	Player	FedExCup Points
1	Nick Watney	1,906
2	Steve Stricker	1,865
3	Webb Simpson	1,861
4	Luke Donald	1,856
5	Keegan Bradley	1,621
6	Phil Mickelson	1,601
7	K.J. Choi	1,601
8	Bubba Watson	1,577
9	David Toms	1,538
10	Gary Woodland	1,466

The Barclays – Top 10

Finish	Player	Score
1	Dustin Johnson	194/-19
2	Matt Kuchar	196/-17
T3	Vijay Singh	197/-16
	Brandt Snedeker	197/-16
5	Jonathan Byrd	198/-15
T6	Brian Davis	199/-14
	Justin Rose	199/-14
	Camilo Villegas	199/-14
	Y.E. Yang	199/-14
T10	Charley Hoffman	200/-13
	Webb Simpson	200/-13
	Nick Watney	200/-13

Tournament: Deutsche Bank Championship
Dates: September 2-5, 2011
Field Size (Actual): 100 (99)
Cut: 78 players at 1-over 143
Winner: Webb Simpson
Purse: $8,000,000
Course/Location: TPC Boston/Norton, Massachusetts
Par/Yards: 36-35—71/7,214

Top 10 FEC points entering DB Champ

Rank	Player	FedExCup Points
1	Dustin Johnson	3,691
2	Matt Kuchar	2,907
3	Nick Watney	2,256
4	Webb Simpson	2,211
5	Luke Donald	2,108
6	Brandt Snedeker	2,102
7	Steve Stricker	2,083
8	Vijay Singh	1,778
9	K.J. Choi	1,771
10	Gary Woodland	1,748

Deutsche Bank Championship – Top 10

Finish	Player	Score
1	Webb Simpson	269/-15
2	Chez Reavie	269/-15
T3	Jason Day	271/-13
	Luke Donald	271/-13
	Brandt Snedeker	271/-13
6	Jim Furyk	272/-12
7	Bo Van Pelt	273/-11
T8	Hunter Mahan	274/-10
	Adam Scott	274/-10
T10	Phil Mickelson	275/-9
	Kyle Stanley	275/-9
	Blake Adams	275/-9
	Jerry Kelly	275/-9
	Ryan Moore	275/-9
	Brendan Steele	275/-9

Tournament: BMW Championship
Dates: September 15-18, 2011
Field Size (Actual): 70 (70)
Cut: No cut
Winner: Justin Rose
Purse: $8,000,000
Course/Location: Cog Hill G&CC/Lemont, Illinois
Par/Yards: 35-36—71/7,616

Top 10 FEC points entering BMW Champ

Rank	Player	FedExCup Points
1	Webb Simpson	4,711
2	Dustin Johnson	3,814
3	Matt Kuchar	3,124
4	Luke Donald	2,875
5	Brandt Snedeker	2,869
6	Jason Day	2,357
7	Nick Watney	2,291
8	Steve Stricker	2,205
9	Chez Reavie	2,088
10	Phil Mickelson	2,040

BMW Championship – Top 10

Finish	Player	Score
1	Justin Rose	271/-13
2	John Senden	273/-11
3	Geoff Ogilvy	274/-10
4	Luke Donald	276/-8
5	Webb Simpson	277/-7
6	Jason Dufner	278/-6
7	Camilo Villegas	278/-6
8	Chez Reavie	279/-5
9	Brandt Jobe	280/-4
T10	K.J. Choi	281/-3
	David Toms	281/-3

Tournament: TOUR Championship by Coca-Cola
Dates: September 22-25, 2011
Field Size (Actual): 30 (30)
Cut: No cut
Winner: Bill Haas
Purse: $8,000,000
Course/Location: East Lake GC/ Atlanta, Georgia
Par/Yards: 35-35—70/7,319

Top 10 FEC points entering TOUR Champ

Rank	Player	FedExCup Points
1	Webb Simpson	5,261
2	Dustin Johnson	3,841
3	Justin Rose	3,748
4	Luke Donald	3,625
5	Matt Kuchar	3,349
6	Brandt Snedeker	3,094
7	Nick Watney	2,516
8	Chez Reavie	2,513
9	John Senden	2,474
10	Jason Day	2,459

THE TOUR Championship – Top 10

Finish	Player	Score
1	Bill Haas	272/-8
2	Hunter Mahan	272/-8
T3	K.J. Choi	273/-7
	Luke Donald	273/-7
	Aaron Baddeley	273/-7
T6	Jason Day	274/-6
	Charles Howell III	274/-6
	Adam Scott	274/-6
9	Bo Van Pelt	275/-5
10	Phil Mickelson	276/-4

Final FedExCup standings

Rank	Player	Score
1	Bill Haas	2,760
2	Webb Simpson	2,745
3	Luke Donald	2,567
4	Dustin Johnson	2,488
5	Justin Rose	2,253
6	Matt Kuchar	1,853
7	Hunter Mahan	1,800
8	Brandt Snedeker	1,668
9	Nick Watney	1,420
10	Chez Reavie	1,220

2010 FedExCup Playoffs Summary

Tournament: The Barclays
Dates: August 23-29, 2010
Field Size (Actual): 125 (121)
Cut: 72 players at even-par 142
Winner: Matt Kuchar
Purse: $7,500,000
Course/Location: Ridgewood CC/Paramus, New Jersey
Par/Yards: 35-36—71/7,319

Top 10 FEC points entering The Barclays

Rank	Player	FedExCup Points
1	Ernie Els	1,846
2	Steve Stricker	1,697
3	Jim Furyk	1,691
4	Phil Mickelson	1,629
5	Justin Rose	1,593
6	Jeff Overton	1,536
7	Hunter Mahan	1,528
8	Bubba Watson	1,498
9	Matt Kuchar	1,437
10	Tim Clark	1,409

The Barclays – Top 10

Finish	Player	Score
1	Matt Kuchar	272/-12
2	Martin Laird	272/-12
T3	Kevin Streelman	274/-10
	Steve Stricker	274/-10
T5	Jason Day	275/-9
	Ryan Palmer	275/-9
	Rory Sabbatini	275/-9
	Vaughn Taylor	275/-9
T9	Dustin Johnson	276/-8
	Adam Scott	276/-8
	Heath Slocum	276/-8

Tournament: Deutsche Bank Championship
Dates: September 3-6, 2010
Field Size (Actual): 100 (99)
Cut: 72 players at 1-under 141
Winner: Charley Hoffman
Purse: $7,500,000
Course/Location: TPC Boston/Norton, Massachusetts
Par/Yards: 36-35—71/7,214

Top 10 FEC points entering DB Champ

Rank	Player	FedExCup Points
1	Matt Kuchar	3,937
2	Steve Stricker	2,572
3	Martin Laird	1,977
4	Justin Rose	1,860
5	Ernie Els	1,851
6	Dustin Johnson	1,737
7	Hunter Mahan	1,718
8	Jim Furyk	1,691
9	Bubba Watson	1,688
10	Phil Mickelson	1,629

Deutsche Bank Championship – Top 10

Finish	Player	Score
1	Charley Hoffman	262/-22
T2	Jason Day	267/-17
	Luke Donald	267/-17
	Geoff Ogilvy	267/-17
T5	Tom Gillis	268/-16
	Adam Scott	268/-16
	Brandt Snedeker	268/-16
8	John Senden	270/-14
9	Steve Stricker	271/-13
10	D.J. Trahan	272/-12

Tournament: BMW Championship
Dates: September 9-12, 2010
Field Size (Actual): 70 (70)
Cut: No cut
Winner: Dustin Johnson
Purse: $7,500,000
Course/Location: Cog Hill G&CC/Lemont, Illinois
Par/Yards: 35-36—71/7,616

Top 10 FEC points entering BMW Champ

Rank	Player	FedExCup Points
1	Matt Kuchar	4,235
2	Charley Hoffman	3,259
3	Steve Stricker	2,972
4	Jason Day	2,553
5	Luke Donald	2,439
6	Martin Laird	2,197
7	Ernie Els	2,051
8	Hunter Mahan	1,900
9	Geoff Ogilvy	1,898
10	Justin Rose	1,860

BMW Championship – Top 10

Finish	Player	Score
1	Dustin Johnson	275/-9
2	Paul Casey	276/-8
T3	K.J. Choi	278/-6
	Matt Kuchar	278/-6
	Ryan Moore	278/-6
	Kevin Na	278/-6
7	Retief Goosen	279/-5
T8	Phil Mickelson	280/-4
	Steve Stricker	280/-4
	Charlie Wi	280/-4

Tournament: TOUR Championship by Coca-Cola
Dates: September 23-26, 2010
Field Size (Actual): 30 (30)
Cut: No cut
Winner: Jim Furyk
Purse: $7,500,000
Course/Location: East Lake GC/ Atlanta, Georgia
Par/Yards: 35-35—71/7,319

Top 10 FEC points entering TOUR Champ

Rank	Player	FedExCup Points
1	Matt Kuchar	4,935
2	Dustin Johnson	4,299
3	Charley Hoffman	3,449
4	Steve Stricker	3,372
5	Paul Casey	3,015
6	Jason Day	2,633
7	Luke Donald	2,597
8	Ernie Els	2,343
9	Martin Laird	2,294
10	Phil Mickelson	2,249

THE TOUR Championship – Top 10

Finish	Player	Score
1	Jim Furyk	272/-8
2	Luke Donald	273/-7
3	Retief Goosen	274/-6
T4	Paul Casey	275/-5
	Nick Watney	275/-5
6	Charley Hoffman	277/-3
T7	K.J. Choi	278/-2
	Ernie Els	278/-2
T9	Zach Johnson	279/-1
	Ryan Moore	279/-1
	Kevin Streelman	279/-1
	Camilo Villegas	279/-1

Final FedExCup standings

Rank	Player	Score
1	Jim Furyk	2,980
2	Matt Kuchar	2,728
3	Luke Donald	2,700
4	Charley Hoffman	2,500
5	Dustin Johnson	2,493
6	Paul Casey	2,250
7	Steve Stricker	2,028
8	Jason Day	1,660
9	Ernie Els	1,438
10	Retief Goosen	1,360

2009 FedExCup Playoffs Summary

Tournament: The Barclays
Dates: August 27-30, 2009
Field Size (Actual): 125 (124)
Cut: 77 players at 5-over-par 147
Winner: Heath Slocum
Purse: $7,500,000
Course/Location: Liberty National/Jersey City, New Jersey
Par/Yards: 36-35—71/7,419

Top 10 FEC points entering The Barclays

Rank	Player	FedExCup Points
1	Tiger Woods	3,431
2	Steve Stricker	2,155
3	Zach Johnson	2,019
4	Kenny Perry	1,993
5	Lucas Glover	1,742
6	Phil Mickelson	1,630
7	Y.E. Yang	1,621
8	Geoff Ogilvy	1,603
9	Brian Gay	1,540
10	Sean O'Hair	1,474

The Barclays – Top 10

Finish	Player	Score
1	Heath Slocum	275/-9
T2	Ernie Els	276/-8
	Padraig Harrington	276/-8
	Steve Stricker	276/-8
	Tiger Woods	276/-8
T6	Fredrik Jacobson	277/-7
	Nick Watney	277/-7
8	Webb Simpson	278/-6
T9	Paul Goydos	279/-5
	Ian Poulter	279/-5
	Scott Verplank	279/-5

Tournament: Deutsche Bank Championship
Dates: September 4-7, 2009
Field Size (Actual): 100 (99)
Cut: 73 players at 1-under-par 141
Winner: Steve Stricker
Purse: $7,500,000
Course/Location: TPC Boston/Norton, Massachusetts
Par/Yards: 36-35—71/7,202

Top 10 FEC points entering DB Champ

Rank	Player	FedExCup Points
1	Tiger Woods	4,381
2	Steve Stricker	3,105
3	Heath Slocum	2,855
4	Zach Johnson	2,229
5	Kenny Perry	2,075
6	Y.E. Yang	1,869
7	Nick Watney	1,863
8	Brian Gay	1,844
9	Lucas Glover	1,742
10	Phil Mickelson	1,712

Deutsche Bank Championship – Top 10

Finish	Player	Score
1	Steve Stricker	267/-17
T2	Jason Dufner	268/-16
	Scott Verplank	268/-16
T4	Angel Cabrera	269/-15
	Padraig Harrington	269/-15
	Dustin Johnson	269/-15
7	Geoff Ogilvy	270/-14
T8	Jim Furyk	271/-13
	Retief Goosen	271/-13
	Sean O'Hair	271/-13

Tournament: BMW Championship
Dates: September 10-13, 2009
Field Size (Actual): 70 (69)
Cut: No cut
Winner: Tiger Woods
Purse: $7,500,000
Course/Location: Cog Hill G&CC/Lemont, Illinois
Par/Yards: 35-36—71/7,616

Top 10 FEC points entering BMW Champ

Rank	Player	FedExCup Points
1	Steve Stricker	5,605
2	Tiger Woods	4,696
3	Heath Slocum	2,855
4	Zach Johnson	2,481
5	Scott Verplank	2,266
6	Kenny Perry	2,195
7	Padraig Harrington	2,158
8	Geoff Ogilvy	2,053
9	Jason Dufner	2,037
10	Dustin Johnson	2,025

BMW Championship – Top 10

Finish	Player	Score
1	Tiger Woods	265/-19
T2	Jim Furyk	273/-11
	Marc Leishman	273/-11
4	Sean O'Hair	274/-10
5	Zach Johnson	276/-8
T6	Sergio Garcia	278/-6
	Padraig Harrington	278/-6
T8	Kevin Na	279/-5
	Camilo Villegas	279/-5
T10	Luke Donald	280/-4
	Bill Haas	280/-4
	Matt Kuchar	280/-4
	Brandt Snedeker	280/-4
	Mark Wilson	280/-4

Tournament: TOUR Championship by Coca-Cola
Dates: September 24-27, 2009
Field Size (Actual): 30 (30)
Cut: No cut
Winner: Phil Mickelson
Purse: $7,500,000
Course/Location: East Lake GC/ Atlanta, Georgia
Par/Yards: 35-35—70/7,304

Top 10 FEC points entering TOUR Champ

Rank	Player	FedExCup Points
1	Tiger Woods	7,196
2	Steve Stricker	5,692
3	Jim Furyk	3,108
4	Zach Johnson	3,031
5	Heath Slocum	3,005
6	Padraig Harrington	2,633
7	Sean O'Hair	2,624
8	Scott Verplank	2,416
9	Kenny Perry	2,318
10	Jason Dufner	2,224

THE TOUR Championship – Top 10

Finish	Player	Score
1	Phil Mickelson	271/-9
2	Tiger Woods	274/-6
3	Sean O'Hair	275/-5
T4	Padraig Harrington	276/-4
	Kenny Perry	276/-4
6	Steve Stricker	277/-3
T7	Jim Furyk	278/-2
	Steve Marino	278/-2
9	Ernie Els	279/-1
T10	Lucas Glover	280/E
	Jerry Kelly	280/E
	John Senden	280/E

Final FedExCup standings

Rank	Player	Score
1	Tiger Woods	4,000
2	Phil Mickelson	2,920
3	Steve Stricker	2,750
4	Jim Furyk	2,438
5	Sean O'Hair	2,200
6	Zach Johnson	2,073
7	Padraig Harrington	2,050
8	Heath Slocum	1,855
9	Kenny Perry	1,450
10	Scott Verplank	1,245

2008 FedExCup Playoffs Summary

Tournament: The Barclays
Dates: August 21-24, 2008
Field Size (Actual): 144 (135)
Cut: 72 players at 1-over-par 143
Winner: Vijay Singh
Purse: $7,000,000
Course/Location: Ridgewood CC/Paramus, New Jersey
Par/Yards: 35-36—71/7,319

Top 10 FEC points entering The Barclays

Rank	Player	FedExCup Points
1	Tiger Woods	100,000
2	Kenny Perry	99,500
3	Phil Mickelson	99,250
4	Padraig Harrington	99,000
5	Anthony Kim	98,750
6	Stewart Cink	98,625
7	Vijay Singh	98,500
8	Justin Leonard	98,375
9	Ryuji Imada	98,250
10	Geoff Ogilvy	98,125
11	Robert Allenby	98,050

The Barclays – Top 10

Finish	Player	Score
1	Vijay Singh	276/-8
T2	Sergio Garcia	276/-8
	Kevin Sutherland	276/-8
T4	Mathew Goggin	277/-7
	Ben Curtis	277/-7
	Kevin Streelman	277/-7
T7	Paul Casey	278/-6
	Martin Laird	278/-6
	Justin Leonard	278/-6
	Nicholas Thompson	278/-6
	Mike Weir	278/-6

Tournament: Deutsche Bank Championship
Dates: August 29-September 1, 2008
Field Size (Actual): 120 (115)
Cut: 36-hole cut of 86 players at 3-under-par 139; 54-hole cut of 72 players at 3-under 210
Winner: Vijay Singh
Purse: $7,000,000
Course/Location: TPC Boston/Norton, Massachusetts
Par/Yards: 36-35—71/7,207

Top 10 FEC points entering DB Champ

Rank	Player	FedExCup Points
1	Vijay Singh	109,500
2	Sergio Garcia	104,375
3	Kevin Sutherland	101,950
4	Phil Mickelson	101,856
5	Justin Leonard	101,830
6	Anthony Kim	101,671
7	Kenny Perry	101,624
8	Ben Curtis	100,917
9	Stewart Cink	100,815
10	Jim Furyk	100,671

Deutsche Bank Championship – Top 10

Finish	Player	Score
1	Vijay Singh	262/-22
2	Mike Weir	267/-17
T3	Ernie Els	270/-14
	Camilo Villegas	270/-14
T5	Sergio Garcia	271/-13
	Tim Herron	271/-13
T7	Chad Campbell	272/-12
	Justin Leonard	272/-12
	Jim Furyk	272/-12
T10	Ben Crane	273/-11
	Ken Duke	273/-11
	Steve Marino	273/-11

Tournament: BMW Championship
Dates: September 4-7, 2008
Field Size (Actual): 70 (69)
Cut: No cut
Winner: Camilo Villegas
Purse: $7,000,000
Course/Location: Bellerive CC/St. Louis, Missouri
Par/Yards: 35-35—70/7,324

Top 10 FEC points entering BMW Champ

Rank	Player	FedExCup Points
1	Vijay Singh	120,500
2	Sergio Garcia	108,275
3	Mike Weir	106,965
4	Justin Leonard	105,388
5	Jim Furyk	104,230
6	Kevin Sutherland	104,065
7	Anthony Kim	104,019
8	Phil Mickelson	103,951
9	Kenny Perry	103,714
10	Ben Curtis	103,264

BMW Championship – Top 10

Finish	Player	Score
1	Camilo Villegas	265/-15
2	Dudley Hart	267/-13
T3	Jim Furyk	268/-12
	Anthony Kim	268/-12
T5	Stephen Ames	269/-11
	K.J. Choi	269/-11
	D.J. Trahan	269/-11
T8	Tim Clark	270/-10
	Hunter Mahan	270/-10
T10	Aaron Baddeley	271/-9
	Fredrik Jacobson	271/-9
	Steve Stricker	271/-9

Tournament: TOUR Championship by Coca-Cola
Dates: September 25-28, 2008
Field Size (Actual): 30 (30)
Cut: No cut
Winner: Camilo Villegas
Purse: $7,000,000
Course/Location: East Lake GC/ Atlanta, Georgia
Par/Yards: 35-35—70/7,304

Top 10 FEC points entering TOUR Champ

Rank	Player	FedExCup Points
1	Vijay Singh	122,651
2	Camilo Villegas	112,050
3	Sergio Garcia	110,900
4	Jim Furyk	109,130
5	Mike Weir	109,068
6	Anthony Kim	108,919
7	Justin Leonard	108,138
8	K.J. Choi	106,846
9	Phil Mickelson	106,701
10	Ben Curtis	106,202

THE TOUR Championship – Top 10

Finish	Player	Score
1	Camilo Villegas	273/-7
2	Sergio Garcia	273/-7
T3	Anthony Kim	274/-6
	Phil Mickelson	274/-6
5	Ben Curtis	278/-2
T6	Ernie Els	280/E
	Jim Furyk	280/E
	Mike Weir	280/E
9	K.J. Choi	281/+1
T10	Stuart Appleby	282/+2
	Dudley Hart	282/+2
	Trevor Immelman	282/+2
	Justin Leonard	282/+2
	Billy Mayfair	282/+2

Final FedExCup standings

Rank	Player	Score
1	Vijay Singh	125,101
2	Camilo Villegas	124,550
3	Sergio Garcia	119,400
4	Anthony Kim	114,419
5	Jim Furyk	113,180
6	Mike Weir	113,118
7	Phil Mickelson	112,201
8	Justin Leonard	111,638
9	Ben Curtis	110,702
10	K.J. Choi	110,646

2007 FedExCup Playoffs Summary

Tournament: The Barclays
Dates: August 23-26, 2007
Field Size (Actual): 144 (138)
Cut: 75 players at even-par 140
Winner: Steve Stricker
Purse: $7,000,000
Course/Location: Westchester CC/Harrison, New York
Par/Yards: 36-35—71/6,839

Top 10 FEC points entering The Barclays

Rank	Player	FedExCup Points
1	Tiger Woods	100,000
2	Vijay Singh	99,000
3	Jim Furyk	98,500
4	Phil Mickelson	98,000
5	K.J. Choi	97,500
6	Rory Sabbatini	97,250
7	Zach Johnson	97,000
8	Charles Howell III	96,750
9	Brandt Snedeker	96,500
10	Adam Scott	96,250

The Barclays – Top 10

Finish	Player	Score
1	Steve Stricker	268/-16
2	K.J. Choi	270/-14
3	Rory Sabbatini	271/-13
T4	Mark Calcavecchia	272/-12
	Ernie Els	272/-12
	Geoff Ogilvy	272/-12
T7	Rich Beem	273/-11
	Phil Mickelson	273/-11
T9	Robert Garrigus	274/-10
	Jerry Kelly	274/-10
	Ian Poulter	274/-10

Tournament: Deutsche Bank Championship
Dates: August 31-September 3, 2007
Field Size (Actual): 120 (115)
Cut: 75 players at 1-over-par 143
Winner: Phil Mickelson
Purse: $7,000,000
Course/Location: TPC Boston/Norton, Massachusetts
Par/Yards: 36-35—71/7,207

Top 10 FEC points entering DB Champ

Rank	Player	FedExCup Points
1	Steve Stricker	104,950
2	K.J. Choi	102,900
3	Rory Sabbatini	100,650
4	Tiger Woods	100,000
5	Phil Mickelson	99,613
6	Vijay Singh	99,000
7	Jim Furyk	98,850
8	Zach Johnson	97,350
9	Adam Scott	97,150
10	Ernie Els	96,967

Deutsche Bank Championship – Top 10

Finish	Player	Score
1	Phil Mickelson	268/-16
T2	Brett Wetterich	270/-14
	Tiger Woods	270/-14
	Arron Oberholser	270/-14
5	Aaron Baddeley	273/-11
T6	Geoff Ogilvy	274/-10
	Rory Sabbatini	274/-10
8	Robert Allenby	275/-9
T9	Fredrik Jacobson	276/-8
	Troy Matteson	276/-8
	Sean O'Hair	276/-8
	Steve Stricker	276/-8
	Camilo Villegas	276/-8

Tournament: BMW Championship
Dates: September 6-9, 2007
Field Size (Actual): 70 (66)
Cut: No cut
Winner: Tiger Woods
Purse: $7,000,000
Course/Location: Cog Hill G&CC/Lemont, Illinois
Par/Yards: 35-36—71/7,326

Top 10 FEC points entering BMW Champ

Rank	Player	FedExCup Points
1	Phil Mickelson	108,613
2	Steve Stricker	106,200
3	Tiger Woods	103,733
4	K.J. Choi	102,900
5	Rory Sabbatini	102,388
6	Vijay Singh	99,108
7	Jim Furyk	98,963
8	Geoff Ogilvy	97,954
9	Adam Scott	97,827
10	Zach Johnson	97,623

BMW Championship – Top 10

Finish	Player	Score
1	Tiger Woods	262/-22
2	Aaron Baddeley	264/-20
3	Steve Stricker	266/-18
4	Adam Scott	270/-14
T5	Tim Clark	271/-13
	Justin Rose	271/-13
T7	Stewart Cink	272/-12
	Camilo Villegas	272/-12
9	Sergio Garcia	274/-10
T10	Jonathan Byrd	275/-9
	Carl Pettersson	275/-9
	Ian Poulter	275/-9
	Rory Sabbatini	275/-9

Tournament: TOUR Championship by Coca-Cola
Dates: September 13-16, 2007
Field Size (Actual): 30 (30)
Cut: No cut
Winner: Tiger Woods
Purse: $7,000,000
Course/Location: East Lake GC/ Atlanta, Georgia
Par/Yards: 35-35—71/7,154

Top 10 FEC points entering TOUR Champ

Rank	Player	FedExCup Points
1	Tiger Woods	112,733
2	Steve Stricker	109,600
3	Phil Mickelson	108,613
4	Rory Sabbatini	103,588
5	K.J. Choi	103,100
6	Aaron Baddeley	102,800
7	Adam Scott	100,227
8	Jim Furyk	99,838
9	Vijay Singh	99,214
10	Sergio Garcia	98,277

THE TOUR Championship – Top 10

Finish	Player	Score
1	Tiger Woods	257/-23
T2	Mark Calcavecchia	265/-15
	Zach Johnson	265/-15
4	Sergio Garcia	266/-14
T5	Hunter Mahan	269/-11
	Scott Verplank	269/-11
T7	Tim Clark	270/-10
	Vijay Singh	270/-10
T9	Rory Sabbatini	271/-9
	Camilo Villegas	271/-9

Final FedExCup standings

Rank	Player	Score
1	Tiger Woods	123,033
2	Steve Stricker	110,455
3	Phil Mickelson	109,358
4	Rory Sabbatini	105,193
5	K.J. Choi	103,765
6	Aaron Baddeley	103,350
7	Zach Johnson	102,873
8	Mark Calcavecchia	102,069
9	Sergio Garcia	101,077
10	Vijay Singh	101,064

2016-17 FedExCup Final Standings

Player	Points	Bonus Money
1. Justin Thomas	3,000	$10,000,000
2. Jordan Spieth	2,340	3,000,000
3. Xander Schauffele	2,151	2,000,000
4. Dustin Johnson	1,720	1,500,000
5. Jon Rahm	1,620	1,000,000
6. Marc Leishman	1,441	800,000
7. Rickie Fowler	1,253	700,000
8. Hideki Matsuyama	1,093	600,000
9. Justin Rose	1,080	550,000
10. Brooks Koepka	1,040	500,000
11. Paul Casey	920	300,000
12. Kevin Kisner	901	290,000
13. Russell Henley	792	280,000
14. Matt Kuchar	648	270,000
15. Pat Perez	596	250,000
16. Daniel Berger	556	245,000
17. Webb Simpson	527	240,000
18. Jason Day	514	235,000
19. Tony Finau	510	230,000
20. Charley Hoffman	473	225,000
21. Sergio Garcia	441	220,000
22. Patrick Reed	416	215,000
23. Jhonattan Vegas	384	210,000
24. Kyle Stanley	366	205,000
25. Brian Harman	364	200,000
26. Adam Hadwin	362	195,000
27. Kevin Chappell	352	190,000
28. Gary Woodland	321	185,000
29. Patrick Cantlay	296	180,000
30. Jason Dufner	287	175,000
31. Louis Oosthuizen	1,321	165,000
32. Henrik Stenson	1,306	155,000
33. Brendan Steele	1,292	150,000
34. Phil Mickelson	1,268	145,000
35. Bill Haas	1,260	142,000
36. Mac Hughes	1,257	140,000
37. Francesco Molinari	1,247	138,000
38. Hudson Swafford	1,244	137,000
39. Chez Reavie	1,151	136,000
40. Charles Howell III	1,134	135,000
41. Wesley Bryan	1,092	134,000
42. Billy Horschel	1,086	133,000
43. Lucas Glover	1,085	132,000
44. Charl Schwartzel	1,081	131,000
45. Kevin Na	1,073	130,000
46. Cameron Smith	1,065	129,000
47. Keegan Bradley	1,029	128,000
48. Zach Johnson	1,017	127,000
49. Bryson DeChambeau	1,017	126,000
50. Luke List	1,011	125,000
51. Anirban Lahiri	989	$120,000
52. Ian Poulter	985	115,000
53. Stewart Cink	958	114,000
54. Si Woo Kim	956	113,000
55. Scott Brown	951	110,000
56. Martin Laird	937	110,000
57. Jamie Lovemark	919	110,000
58. Rory McIlroy	901	110,000
59. Sung Kang	899	110,000
60. Ollie Schniederjans	897	110,000
61. Rafa Cabrera Bello	880	110,000
62. Sean O'Hair	877	110,000
63. Robert Streb	861	110,000
64. Ryan Moore	859	110,000
65. Bud Cauley	816	110,000
66. Grayson Murray	816	110,000
67. Emiliano Grillo	812	110,000
68. James Hahn	801	110,000
69. Kevin Tway	740	110,000
70. Danny Lee	697	110,000
71. Russell Knox	687	80,000
72. Kelly Kraft	684	80,000
73. Brandt Snedeker	663	80,000
74. Rod Pampling	660	80,000
75. Bubba Watson	658	80,000
76. Graham DeLaet	650	80,000
77. Jason Kokrak	649	80,000
78. Patrick Rodgers	649	80,000
79. Adam Scott	642	80,000
80. Branden Grace	640	80,000
81. Morgan Hoffmann	632	75,000
82. Jonas Blixt	631	75,000
83. Chad Campbell	630	75,000
84. Chris Stroud	627	75,000
85. William McGirt	621	75,000
86. Kevin Streelman	617	75,000
87. Cody Gribble	614	75,000
88. C.T. Pan	594	75,000
89. Whee Kim	583	75,000
90. Harold Varner III	574	75,000
91. Jim Herman	565	75,000
92. Chris Kirk	562	75,000
93. Nick Taylor	554	75,000
94. David Lingmerth	546	75,000
95. J.B. Holmes	543	75,000
96. Camilo Villegas	542	75,000
97. J.J. Spaun	541	75,000
98. Scott Piercy	532	75,000
99. Patton Kizzire	519	75,000
100. Michael Kim	483	75,000
101. Scott Stallings	482	$70,000
102. Byeong Hun An	468	70,000
103. Martin Flores	461	70,000
104. D.A. Points	457	70,000
105. Luke Donald	456	70,000
106. Richy Werenski	455	70,000
107. Ryan Blaum	451	70,000
108. Geoff Ogilvy	450	70,000
109. Robert Garrigus	448	70,000
110. Seung-Yul Noh	446	70,000
111. Jimmy Walker	439	70,000
112. Brian Gay	426	70,000
113. Brandon Hagy	419	70,000
114. Vaughn Taylor	413	70,000
115. Steve Stricker	410	70,000
116. Derek Fathauer	408	70,000
117. Tyrone Van Aswegen	407	70,000
118. Harris English	397	70,000
119. Dominic Bozzelli	394	70,000
120. Nick Watney	386	70,000
121. John Huh	382	70,000
122. Blayne Barber	381	70,000
123. Ben Martin	378	70,000
124. Rory Sabbatini	375	70,000
125. J.J. Henry	365	70,000
126. Zac Blair	364	32,000
127. Shane Lowry	361	32,000
128. David Hearn	359	32,000
129. Sam Saunders	354	32,000
130. Seamus Power	350	32,000
131. Daniel Summerhays	348	32,000
132. J.T. Poston	340	32,000
133. Cameron Tringale	337	32,000
134. Ryan Palmer	336	32,000
135. Billy Hurley III	333	32,000
136. Graeme McDowell	331	32,000
137. Trey Mullinax	330	32,000
138. Aaron Baddeley	325	32,000
139. Ricky Barnes	324	32,000
140. Johnson Wagner	321	32,000
141. Smylie Kaufman	316	32,000
142. Greg Owen	314	32,000
143. Chad Collins	305	32,000
144. Cameron Percy	291	32,000
145. Brian Stuard	285	32,000
146. Søren Kjeldsen	283	32,000
147. Ben Crane	281	32,000
148. Michael Thompson	278	32,000
149. Alex Cejka	276	32,000
150. Rick Lamb	269	32,000

Note: Lines show the qualifying fields for the TOUR Championship (top 30), BMW Championship (top 70), Dell Technologies Championship (top 100) and THE NORTHERN TRUST (top 125).

2016-17 PGA TOUR Season FedExCup Points

Rank	Player	Points
1.	Hideki Matsuyama	2,869
2.	Justin Thomas	2,689
3.	Jordan Spieth	2,671
4.	Dustin Johnson	2,466
5.	Rickie Fowler	1,832
6.	Jon Rahm	1,754
7.	Brooks Koepka	1,736
8.	Daniel Berger	1,623
9.	Kevin Kisner	1,612
10.	Brian Harman	1,557
11.	Charley Hoffman	1,498
12.	Pat Perez	1,461
13.	Adam Hadwin	1,347
14.	Marc Leishman	1,324
15.	Matt Kuchar	1,260
16.	Brendan Steele	1,226
17.	Kyle Stanley	1,204
18.	Paul Casey	1,135
19.	Russell Henley	1,129
20.	Jason Dufner	1,126
21.	Charles Howell III	1,102
22.	Sergio Garcia	1,085
23.	Henrik Stenson	1,079
24.	Billy Horschel	1,068
25.	Webb Simpson	1,058
26.	Gary Woodland	1,052
27.	Wesley Bryan	1,046
28.	Tony Finau	1,024
29.	Jhonattan Vegas	1,023
30.	Kevin Chappell	1,015
31.	Francesco Molinari	1,010
32.	Justin Rose	996
33.	Xander Schauffele	988
34.	Mac Hughes	974
35.	Louis Oosthuizen	956
36.	Bill Haas	946
37.	Hudson Swafford	921
38.	Patrick Reed	896
39.	Ollie Schniederjans	882
40.	Cameron Smith	847
41.	Si Woo Kim	839
42.	Zach Johnson	839
43.	Bryson DeChambeau	836
44.	Rory McIlroy	803
45.	Sung Kang	798
46.	Keegan Bradley	794
47.	Jamie Lovemark	787
48.	Ian Poulter	760
49.	Jason Day	756
50.	Luke List	741
51.	Phil Mickelson	734
52.	Charl Schwartzel	727
53.	James Hahn	711
54.	Sean O'Hair	707
55.	Lucas Glover	706
56.	Danny Lee	697
57.	Martin Laird	676
58.	Kelly Kraft	672
59.	Ryan Moore	671
60.	Russell Knox	669
61.	Anirban Lahiri	667
62.	Bud Cauley	666
63.	Chez Reavie	666
64.	Brandt Snedeker	663
65.	Scott Brown	646
66.	Adam Scott	642
67.	Graham DeLaet	640
68.	Patrick Rodgers	639
69.	Grayson Murray	638
70.	Rod Pampling	630
71.	Chris Stroud	627
72.	Kevin Tway	619
73.	Chad Campbell	616
74.	Rafa Cabrera Bello	615
75.	Kevin Na	584
76.	Stewart Cink	583
77.	Jonas Blixt	578
78.	Patrick Cantlay	578
79.	Robert Streb	577
80.	Morgan Hoffmann	565
81.	Jim Herman	553
82.	J.B. Holmes	543
83.	Kevin Streelman	541
84.	Nick Taylor	532
85.	Scott Piercy	532
86.	C.T. Pan	527
87.	Patton Kizzire	519
88.	Emiliano Grillo	518
89.	Cody Gribble	514
90.	Branden Grace	510
91.	J.J. Spaun	510
92.	Whee Kim	505
93.	William McGirt	499
94.	Jason Kokrak	490
95.	Michael Kim	483
96.	Byeong Hun An	468
97.	Chris Kirk	467
98.	Camilo Villegas	464
99.	Robert Garrigus	448
100.	Seung-Yul Noh	446
101.	Jimmy Walker	439
102.	Scott Stallings	438
103.	David Lingmerth	437
104.	D.A. Points	435
105.	Ryan Blaum	434
106.	Brian Gay	426
107.	Luke Donald	424
108.	Richy Werenski	423
109.	Brandon Hagy	419
110.	Steve Stricker	410
111.	Derek Fathauer	408
112.	Tyrone Van Aswegen	407
113.	Bubba Watson	397
114.	Harris English	397
115.	Dominic Bozzelli	394
116.	Geoff Ogilvy	390
117.	Nick Watney	386
118.	Martin Flores	383
119.	John Huh	382
120.	Blayne Barber	381
121.	Ben Martin	378
122.	Rory Sabbatini	375
123.	Harold Varner III	375
124.	Vaughn Taylor	369
125.	J.J. Henry	365
126.	Zac Blair	364
127.	Shane Lowry	361
128.	David Hearn	359
129.	Sam Saunders	354
130.	Seamus Power	350
131.	Daniel Summerhays	348
132.	J.T. Poston	340
133.	Cameron Tringale	337
134.	Ryan Palmer	336
135.	Billy Hurley III	333
136.	Graeme McDowell	331
137.	Trey Mullinax	330
138.	Aaron Baddeley	325
139.	Ricky Barnes	324
140.	Johnson Wagner	321
141.	Smylie Kaufman	316
142.	Greg Owen	314
143.	Chad Collins	305
144.	Cameron Percy	291
145.	Brian Stuard	285
146.	Søren Kjeldsen	283
147.	Ben Crane	281
148.	Michael Thompson	278
149.	Alex Cejka	276
150.	Rick Lamb	269
151.	Troy Merritt	265
152.	Matt Jones	248
153.	Sebastián Muñoz	241
154.	Kyle Reifers	241
155.	Tag Ridings	237
156.	Tim Wilkinson	233
157.	Jim Furyk	232
158.	Andres Gonzales	226
159.	Ryan Armour	222
160.	Jonathan Randolph	221
161.	Julián Etulain	220
162.	Retief Goosen	205
163.	Spencer Levin	201
164.	Ryan Brehm	188
165.	Shawn Stefani	188
166.	Tom Hoge	187
167.	Peter Malnati	182
168.	Matt Every	175
169.	Boo Weekley	173
170.	Jonathan Byrd	172
171.	Fabián Gómez	168
172.	Roberto Castro	164
173.	Greg Chalmers	156
174.	John Peterson	153
175.	Ryo Ishikawa	148
176.	Joel Dahmen	143
177.	K.J. Choi	143
178.	Vijay Singh	140
179.	Steve Wheatcroft	138
180.	Brian Campbell	132

2016-17 PGA TOUR Season FedExCup Points (cont.)

Rank	Player	Points
181.	Brett Stegmaier	131
182.	Hunter Mahan	130
183.	Will MacKenzie	127
184.	Mark Hubbard	124
185.	Davis Love III	124
186.	Steven Alker	121
187.	Bill Lunde	121
188.	Gonzalo Fernandez-Castaño	118
189.	Andrew Johnston	112
190.	Bryce Molder	109
191.	Andrew Loupe	105
192.	Stuart Appleby	104
193.	Ken Duke	98
194.	Mark Anderson	98
195.	Ángel Cabrera	96
196.	Brett Drewitt	95
197.	Nicholas Lindheim	93
198.	Andres Romero	91
199.	Dicky Pride	85
200.	Padraig Harrington	82
201.	Miguel Angel Carballo	81
202.	Willy Wilcox	81
203.	Hiroshi Iwata	76
204.	Brad Fritsch	74
205.	Carl Pettersson	74
206.	Jason Bohn	73
207.	Jon Curran	60
208.	Jason Gore	56
209.	John Senden	55
210.	Mark Wilson	54
211.	Chesson Hadley	53
212.	Fred Couples	52
213.	Ernie Els	50
214.	Steve Marino	45
215.	Bob Estes	41
216.	John Merrick	40
217.	Y.E. Yang	39
218.	Charlie Wi	39
219.	Jerry Kelly	34
220.	Freddie Jacobson	32
221.	Brendon de Jonge	31
222.	Tyler Aldridge	30
223.	Craig Barlow	29
224.	Danny Willett	26
225.	Arjun Atwal	20
226.	Robert Allenby	19
227.	Zack Sucher	18
228.	Ted Potter, Jr.	16
229.	Tim Herron	11
230.	Bobby Wyatt	10
T231.	Steven Bowditch	9
T231.	Larry Mize	9
233.	Shane Bertsch	7
234.	Michael Bradley	7
235.	D.J. Trahan	6
236.	Tommy Gainey	6
237.	Justin Leonard	5
238.	Troy Matteson	5
T239.	George McNeill	4
T239.	Tim Petrovic	4
T239.	David Toms	4
242.	Charlie Beljan	4
243.	Peter Lonard	4
244.	Max Homa	3
245.	Eric Axley	3
246.	Omar Uresti	3
247.	Brendon Todd	3
248.	Colt Knost	3
249.	Fred Funk	2
250.	John Rollins	2
251.	Chris Smith	2
252.	Shaun Micheel	1

A Brief History of the PGA TOUR

It is not easy to pinpoint the exact beginning of the PGA TOUR. Certainly, professionals have competed against each other from the earliest days of the game in the United States.

In 1895, 10 professional golfers and one amateur played in the first U.S. Open in Newport, R.I. Shortly thereafter, tournaments began to pop up across the country, including the Western Open in 1899. But this was not "tour" golf. The events lacked continuity.

Interest in the game, however, continued to grow. American professionals were rapidly improving. When John McDermott became the first American-born player to win the U.S. Open in 1911, interest in the game blossomed. That interest became enthusiasm in 1913 when Englishmen Harry Vardon and Ted Ray, the world's best players, came to the United States to play an exhibition tour and compete in the U.S. Open. When 20-year-old amateur Francis Ouimet defeated the pair in a playoff for the Open at Brookline, Mass., golf became front-page news and a game for everyone.

In the early 1920s, a series of tournaments was held on the West Coast, in Texas and Florida. These events were held in the winter, and the golfers played their way east and up to Pinehurst, N.C., in the spring. By the middle of the decade, the tour was doing relatively well—offering $77,000 in total prize money.

The first "playing pros" organization was formed in 1932. Two years earlier, Bob Harlow had been named manager of the PGA Tournament Bureau. The tour became more structured following World War II and exploded in the late 1950s and early '60s. When Arnold Palmer televised golf and President Dwight D. Eisenhower arrived on the scene in the late 1950s, the eyes of the world were on golf. This exposure inspired millions to try the game and made superstars of golf's greats like Palmer, Jack Nicklaus and Gary Player.

Most golf historians trace the "formal" beginning of the PGA TOUR to late 1968, when the "Tournament Players Division" split from the PGA of America and hired Joe Dey as its first commissioner. That organization became the modern-day PGA TOUR. Dey served from early 1969 through February 28, 1974, and was succeeded by four-time PGA TOUR winner Deane R. Beman on March 1, 1974.

During Beman's administration, the value of tournament purses escalated at an unprecedented rate. PGA TOUR assets grew from $730,000 in 1974 to more than $200 million, and total revenues increased from $3.9 million to $229 million in 1993. The TOUR also made a bold move in 1979, moving its headquarters to Ponte Vedra Beach, Fla., from Washington, D.C.

Tim Finchem, previously the TOUR's Deputy Commissioner and Chief Operating Officer, became the TOUR's third commissioner, on June 1, 1994 and served through December 31, 2016. During his 22 years in office, Finchem was instrumental in expanding the TOUR's international footprint, growing earnings opportunities for PGA TOUR members and introducing events such as the Presidents Cup (1994), the World Golf Championships (1999) and the season-long FedExCup competition (2007), as well as the inclusion of golf in the Olympics (2016) for the first time in 112 years. Charity was also a significant focus of Finchem's tenure as commissioner. In January 2014, the TOUR and its tournaments reached the $2-billion milestone in charitable contributions, with $1 billion of that total raised since 2006.

Jay Monahan took office as the fourth commissioner of the PGA TOUR on January 1, 2017. Monahan joined the PGA TOUR in 2008 as Executive Director of THE PLAYERS Championship, and prior to being appointed commissioner, ascended to the position of Deputy Commissioner on April 1, 2014, with Chief Operating Officer added to his title on April 1, 2016.

The competitive scope of the PGA TOUR also is much broader today, thanks to the PGA TOUR Champions, Web.com Tour and the international tours—PGA TOUR Latinoamérica, Mackenzie Tour-PGA TOUR Canada and PGA TOUR-China. PGA TOUR Champions, in its 39th season, has been labeled the most successful senior sports venture in history. Fans and television viewers are able to get closer to the game on this tour, both onsite and with instructional platforms. The Charles Schwab Cup will be contested for the 18th time in 2018.

The Web.com Tour is the path to the PGA TOUR, whereby all 50 TOUR exemptions come via the Web.com Tour. Among the former Web.com Tour players who have gone on to star on the PGA TOUR include Jason Day, Justin Thomas, Jhonattan Vegas, Jimmy Walker and Bubba Watson.

When the PGA TOUR began building TPC Sawgrass in 1980, it introduced the era of stadium golf and record-breaking attendance. The first PLAYERS Championship was held at the newly-designed Pete Dye course in 1982. Owned and/or operated by the TOUR, the TPC Network courses are the only major-league sports venues owned by the players themselves. In May 2007, the reworked PLAYERS Stadium Course at TPC Sawgrass, with refurbished fairways and rebuilt greens and a new, enlarged clubhouse, debuted for THE PLAYERS Championship. Further competitive enhancements and improvements were made to the PLAYERS Stadium Course at TPC Sawgrass following the 2016 event that further amplified its stature as the truest test in golf.

For the first time since 1904, golf took part in the Summer Olympics, in 2016 in Rio de Janeiro, Brazil. PGA TOUR members Justin Rose (gold) of England, Henrik Stenson (silver) of Sweden and Matt Kuchar (bronze) of the United States took home medals on the men's side. Golf will again be part of the Olympic program at the 2020 Games in Tokyo, Japan.

The FedExCup continues to provide an exciting conclusion to the Regular Season since its successful debut in 2007 when Tiger Woods earned the inaugural FedExCup title. The PGA TOUR celebrated 10 years of the FedExCup in 2016 as Rory McIlroy walked away with the FedExCup at East Lake Golf Club in Atlanta. Justin Thomas won the 2017 FedExCup as the year-long points competition entered its second decade.

The year-long points competition winner earns the FedExCup Trophy.

Charity: "Together, anything's possible"

Together, anything's possible.®

Making a positive impact on the communities where PGA TOUR tournaments are held and players live has always been an essential element of the TOUR's charitable mission. TOGETHER, ANYTHING'S POSSIBLE is a PGA TOUR initiative to build a community of tournaments, players, charities, sponsors, partners, volunteers and fans who are committed to making a social investment by helping others.

The PGA TOUR and its tournaments donated more than $166 million to charitable causes in 2016 alone. This record-breaking total includes donations made by tournaments on the PGA TOUR, PGA TOUR Champions, Web.com Tour, Mackenzie Tour-PGA TOUR Canada, PGA TOUR-China and PGA TOUR Latinoamérica.

The announcement brought the all-time total generated for charity by the PGA TOUR to $2.46 billion since the first-ever charitable contribution of $10,000 was made by the 1938 Palm Beach Invitational. Of that total, more than $1.4 billion has come since the TOUR surpassed the $1-billion plateau in 2005. The $2-billion mark was passed in January 2014.

Entering its eighth year, Together, Anything's Possible is the platform to share the PGA TOUR's charity story and offers a greater focus on the charitable activities of TOUR stakeholders.

The Together, Anything's Possible website (PGATOUR.com/together) has been an effective tool in telling the positive stories of tournaments, players, sponsors, charities volunteers, recipients of the raised dollars and has been a centerpiece in communicating the TOUR's charity message. Since its launch in 2010, the site has received more than 5.4 million views.

From their own foundations to partnerships with national and international charitable organizations, PGA TOUR, PGA TOUR Champions and Web.com Tour players support a range of charities and causes. The TOUR has committed resources to further promote each player's charitable activities, whether through television, advertising and/or digital support that enable fans to get involved in their favorite players' charities. The TOUR offers assistance to both players, who are currently engaged in charitable activities, as well as those interested in getting started.

PLAYERS

Billy Hurley III, who served five years active duty in the United States Navy, hosted the inaugural Billy Hurley III and the Brave Golf Tournament in 2017. The event was a way for Hurley, the only U.S. Naval Academy graduate and veteran currently on TOUR, to give back to philanthropic organizations that shaped his career, while offering a one-of-a-kind opportunity for active duty men and women to play and interact with him.

Paul Casey used THE PLAYERS Championship to launch his crowdfunding campaign to support UNICEF, an organization that provides humanitarian and developmental assistance to children and mothers in developing countries. While encouraging fans and supports to join the campaign, Casey personally donated $1000 for every birdie he made to combat the ongoing famines in Somalia, South Sudan, Nigeria and Yemen.

Kevin Kisner launched the Kevin and Brittany Kisner Foundation. As a former speech language pathologist in their hometown of Aiken, South Carolina, Brittany saw the need to help out families in the area. The mission of the non-profit organization is to create a positive environment for children to grow into responsible adults. Their first charity event sold out not long after being announced.

Charley Hoffman and his wife Stacy founded the Charley Hoffman Foundation, which places its primary focus on those in need in their hometown of Las Vegas and transplanted home city of San Diego. Among other fundraising efforts, The Charley Hoffman Foundation holds two annual pro-ams with ensuing auctions, one in Last Vegas the week of the Shriners Hospitals for Children Open and one in San Diego the week of the Farmers Insurance Open.

CAUSES

A month after his father received a new kidney after a 27-year battle with diabetes, Bryson DeChambeau joined forces with the National Kidney Foundation to lead a special NKF Birdie Challenge during April – National Donate Life Month. The birdie challenge raised money and awareness for the cause which has 100,000 people annually waiting for a life-saving kidney transplant.

After a near-fatal blood infection nearly claimed the life of Marc Leishman's wife, Audrey, in 2015, the family partnered with the Sepsis Alliance to raise awareness and launched the Begin Again Foundation, which provides finances to families in need of help with payment for medical emergencies. Leishman went wire-to-wire to win the BMW Championship in September, which happened to be Sepsis Awareness Month. During his press conference, he spoke about Sepsis and encouraged other players in the field to wear ribbons on their hats to recognize the cause. A healthy Audrey was also on hand to help share her story and spread awareness about the disease.

As flooding ran rampant in Houston, Texas, following Hurricane Harvey, Houston resident Chris Stroud led relief efforts by the PGA TOUR and fellow players, more than 30 of whom call Houston home. Stroud partnered with the American Red Cross and through the Together, anything's possible website, provided an easy way for fans to donate.

TOURNAMENTS

Just outside PGA TOUR headquarters in Ponte Vedra Beach, Florida, the 2017 PLAYERS Championship generated $8.7 million for local charities, surpassing the 2016 total of $8.5. The money raised by THE PLAYERS each year benefits more than 300 charities throughout Northeast Florida, totaling more than $92 million in charitable giving since the event moved to Ponte Vedra Beach in 1977.

Since 1977, the Valero Texas Open has featured Birdies for Charity®, a fundraising program which offers participating charities and schools the opportunity to generate contributions through the annual San Antonio, Texas event. Similar to a walk-a-thon, Birdies for Charity participants make a pledge for every birdie made at the Valero Texas Open. The 2017 Valero Texas Open featured 1,975 birdies. The program gives 100% of the funds raised back to the participating organization. In 2017, Birdies for Charity raised a record-breaking $2.82 million for 137 participating charities and schools.

The John Deere Classic in Silvis, Illinois, continues to raise the most charity dollars per-capita through its Birdies for Charity program. In 2017, the tournament raised $12.27 million, adding to the total the tournament has helped raise, $93.57 million since 1971.

During THE NORTHERN TRUST, the first event of the FedExCup Playoffs, SoulCycle, the country's premier indoor cycling and lifestyle brand, hosted the first-ever PGA TOUR charity ride onsite at a TOUR event. The pop-up class at Glen Oaks Club offered bikes at $100 to $400, and PGA TOUR player Camilo Villegas took part in the charity ride.

Inspired by Audrey Leishman's near-death experience in April 2015, the Begin Again Foundation supports families dealing with medical emergencies, specifically related to Sepsis, ARDS and Toxic Shock Syndrome.

OVERVIEW

When the strongest field in golf takes on the game's greatest stadium, fans flock to beautiful Northeast Florida to experience the showcase of excellence on display at THE PLAYERS Championship. THE PLAYERS becomes the center of the sports world as the best players in the world gather to take on the purest test in golf, THE PLAYERS Stadium Course at TPC Sawgrass. Favoring no one style of play, the course requires tremendous precision to win the PGA TOUR's flagship event and become THE PLAYERS champion. Everything onsite is designed as a shrine to golf fans, giving every attendee a front row seat to the history that is made each year at THE PLAYERS.

HISTORY

Since 1974, when THE PLAYERS was first contested at Atlanta Country Club, the era's best players have battled to take home the trophy. It's fitting that the event's inaugural winner was none other than Jack Nicklaus, the World Golf Hall of Famer who captured a tournament-record three PLAYERS titles in the first five years (1974, 1976 and 1978).

THE PLAYERS moved to Ponte Vedra Beach in 1977 and five years later, the PGA TOUR's flagship event found a permanent home at THE PLAYERS Stadium Course at TPC Sawgrass, Pete Dye's masterpiece and golf's original stadium. Jerry Pate won that first year and celebrated his 1982 triumph by diving into the lake next to the 18th hole, taking Dye and then-PGA TOUR Commissioner Deane Beman with him.

That memorable moment has been followed by many others, including Hal Sutton's "Be the right club today" shot from the fairway on the final hole to defeat Tiger Woods in 2000 and win THE PLAYERS for the second time, and Woods' "Better than most" putt from 60-plus feet during the third round of his 2001 victory. History was made when 2015 winner Rickie Fowler played the final four holes at TPC Sawgrass with just 11 strokes, the best score on THE PLAYERS Stadium Course's finishing holes. One year later, Jason Day continued a strong stretch of play by defeating the best field in golf, becoming just the fifth wire-to-wire winner in history of the event. In 2017, the par-4 12th was redesigned into a risk/reward, drivable par-4, and other improvements were made across the property. It was also announced that the tournament would move to March beginning in 2019.

GOLF COURSE

Home to the PGA TOUR and THE PLAYERS Championship, THE PLAYERS Stadium Course at TPC Sawgrass has established itself as one of the premier tournament venues in all of golf.

THE PLAYERS Stadium Course was designed by renowned golf-course architect Pete Dye. Since its inception, the course's final three holes have evolved into the greatest risk/reward finish in golf, highlighted by the iconic 17th island green, one of the most recognized and photographed holes in the game.

Beginning immediately after THE PLAYERS 2016, the PGA TOUR embarked on a significant construction project to further elevate the world-class experience that is TPC Sawgrass and THE PLAYERS Championship. All greens at the Stadium Course were re-grassed with TifEagle Bermuda and some greens were modified; hole No. 12 was shortened to add more risk-reward shots; Nos. 6 and 7 were reshaped to make them more dramatic; and the practice grounds were enhanced.

CLUBHOUSE

Following THE PLAYERS Championship 2006, heavy equipment replaced golf carts on the greens as crews started the demolition process of the 25-year-old clubhouse. The changes, completed in May 2007, have elevated the reputation of TPC Sawgrass as a world-class resort.

The TPC Sawgrass clubhouse is an expansive, 77,000 square-foot Mediterranean Revival Style building, reminiscent of the history and architectural heritage of Northeast Florida. The clubhouse blends elegant, old-world charm with modern-day comforts and state-of-the-art technology, providing a one-of-a-kind setting for meetings and events of all sizes.
Fronted by a terraced-event lawn offering panoramic views of the ninth and 18th holes, the clubhouse is preceded by a magnificent Walk of Fame entryway and features displays depicting the history and legends of the PGA TOUR and THE PLAYERS Championship.

In advance of THE PLAYERS 2017, the PGA TOUR made significant investments in the creation of an entry experience as grand as the clubhouse itself and befitting the world-class stature of THE PLAYERS; and upgrades to fan parking and routing to ensure the entire experience – from arrival to departure – is the best on TOUR.

CHARITY

Regardless of the name on the trophy at the end of THE PLAYERS, the true winners will always be the local charitable organizations that benefit from the tournament each year. Thanks to the support of the Northeast Florida community and the tournament's Proud Partners—Morgan Stanley and Optum —THE PLAYERS has generated more than $92 million to First Coast charities since the event moved to Ponte Vedra Beach in 1977, including a record $8.7 million in 2017.

"What THE PLAYERS has done on the charity front has been nothing short of spectacular for the Greater Jacksonville community," said Commissioner Jay Monahan. "On behalf of the PGA TOUR, my thanks to the Proud Partners, the more than 2,000 volunteers that work tirelessly throughout the year and our fans for their tremendous support of THE PLAYERS."

Making this positive impact on the community, however, would not be possible without the leadership of the tournament's Red Coats and the hard work and dedication of the tremendous volunteer force. From parking cars, shuttling players and staffing the hospitality venues to keeping scores and statistics, volunteers at THE PLAYERS touch every aspect of the tournament.

Tournament volunteers not only help ensure a world-class event, but each year they also create new hope and opportunity in their local communities. This effort continues to prove that giving back is at the heart of the PGA TOUR.

REACH

When the best golfers in the world descend on Ponte Vedra Beach in early May for THE PLAYERS Championship, coverage is at an all-time high thanks to live telecasts on NBC and Golf Channel reaching more than 200 countries and territories around the world. In addition, digital platforms and radio broadcasts give fans myriad options to catch all the action THE PLAYERS Stadium Course at TPC Sawgrass has to offer. In 2017, there was a strong presence onsite from Golf Channel, ESPN and Nickelodeon, making THE PLAYERS the center of the sporting world in early May.

The First Tee

OVERVIEW
For 20 years, The First Tee has been introducing the game of golf and its positive values to young people. The organization now reaches more than 5.3 youth annually with character-building programs delivered on golf courses, in schools and at youth centers.

MISSION
To impact the lives of young people by providing educational programs that build character, instill life-enhancing values and promote healthy choices through the game of golf.

ON GOLF COURSES
With more than 1,200 locations in the U.S. and several other countries, The First Tee uses golf to teach youth ages 7 to 18. It's delivered by trained coaches, and through this experience, participants learn to apply life skills and transfer the positive values of golf to everyday life.
And it works. The First Tee helps youth become good golfers and even better people.

- 84% of teen participants and 85% of alumni credit The First Tee for helping them be a better student in school
- 96% of teen participants and 90% of alumni consider themselves lifelong golfers
- 91% of alumni engaged in community service while involved in The First Tee, while 72% of alumni still do engage in community service (compared to 22% of general public aged 16-24)

IN ELEMENTARY SCHOOLS
In more than 9,000 elementary schools across the United States, many students are teeing off for the first time thanks to The First Tee National School Program. The program brings our curriculum to students during physical education class. Physical educators take professional development training and obtain age-appropriate curriculum and equipment for effective implementation into their class. By teaching elementary students The First Tee Nine Core Values and Nine Healthy Habits, we're putting them on the course to a healthy and active lifestyle.

Individuals, companies, parent-teacher associations, golf-industry organizations and more provide funding for schools and school districts to implement the program, which continues to expand throughout the United States.

AT YOUTH CENTERS
Specifically designed for youth-serving organizations, like the Y and the Boys & Girls Club, The First Tee DRIVE gives youth the chance to learn about golf and develop character through fun golf games. The program modifies traditional sports—including baseball, football, bowling and tennis—to incorporate the four basic golf shots: putt, chip, pitch and full swing. Each activity empowers young people to explore their abilities and develop life-enhancing values along the way by integrating The First Tee Nine Core Values™ in each lesson.

The First Tee DRIVE has been introduced to more than 1,000 youth-serving organizations.

FOUNDING PARTNERS
The First Tee has been successful in creating a broad network of support, thanks to its Founding Partners: PGA TOUR, LPGA, the Masters Tournament, PGA of America and the USGA. Johnson & Johnson is the Legacy Partner, and Southern Company is the Education Patron.

To learn more about The First Tee, visit thefirsttee.org

THE FIRST TEE NINE CORE VALUES
Honesty
Integrity
Respect
Responsibility
Courtesy
Sportsmanship
Confidence
Judgment
Perseverance

THE FIRST TEE NINE HEALTHY HABITS
Energy
Play
Safety
Vision
Mind
Family
Friends
School
Community

Board of Directors

INDEPENDENT DIRECTORS – PGA TOUR POLICY BOARD, PGA TOUR CHAMPIONS DIVISION BOARD

John McCoy
Chairman
Columbus, Ohio

Victor Ganzi
New York, New York

Ed Herlihy
New York, New York

Mary Meeker
Menlo Park, California

Randall Stephenson
Dallas, Texas

PLAYER DIRECTORS - PGA TOUR POLICY BOARD

Jason Bohn
Acworth, Georgia (2015-17)

Charley Hoffman
Las Vegas, Nevada (2017-19)

Davis Love III
St. Simons Island, Georgia (2016-18)

Kevin Streelman
Scottsdale, Arizona (2017-19)

Johnson Wagner
Charlotte, North Carolina (2018-20)

PGA DIRECTOR

Paul Levy
Indian Wells, California

PLAYER DIRECTORS - PGA TOUR CHAMPIONS DIVISION BOARD

Billy Andrade
Bristol, Rhode Island;
Atlanta, Georgia

Paul Goydos
Dove Canyon, California

Jeff Maggert
Houston, Texas

Larry Mize
Fortson, Georgia

GOLF COURSE PROPERTIES ADVISORY BOARD

Ed Brown
Chairman
Charlotte, North Carolina

Wayne Doran
Dearborn, Michigan

Bill Goodwin
Richmond, Virginia

Jim McGlothlin
Bristol, Virginia

Carl Ware
Atlanta, Georgia

About the Commissioner

Jay Monahan
PGA TOUR Commissioner

Jay Monahan took office as the fourth commissioner of the PGA TOUR on January 1, 2017, having been appointed by the PGA TOUR Policy Board on November 7, 2016. He succeeded Tim Finchem, who held the position for more than 22 years starting June 1, 1994.

Monahan, who joined the PGA TOUR in 2008 as Executive Director of THE PLAYERS Championship, most recently held the position of Deputy Commissioner as of April 1, 2014 with Chief Operating Officer added to his title on April 1, 2016.

Prior to his move to the Office of the Commissioner, Monahan served as PGA TOUR Executive Vice President and Chief Marketing Officer, overseeing business development, corporate marketing and partnerships, title sponsor relations, retail licensing and media sales. Prior to being named CMO in March of 2013, Monahan was the Senior Vice President for Business Development where he was responsible for securing new sponsors and managing existing PGA TOUR title sponsorship relationships.

As commissioner of the PGA TOUR, Monahan serves on the board of directors of both the International Golf Federation and the World Golf Foundation. He is also the co-founder and board member of Golf Fights Cancer, a 501c3 non-profit organization dedicated to raising funds for cancer-related charities and research organizations.

Before coming to the PGA TOUR, Monahan was executive vice president of Fenway Sports Group, leading the sales and business development team for the property ownership and representation divisions since 2005. Additionally, he directed FSG's sponsorship sales operations for the Boston Red Sox, Major League Baseball Advanced Media, NASCAR's Roush Fenway Racing and Boston College Athletics.

Prior to joining FSG, Monahan spent three years as executive director at IMG Worldwide, where he played an integral role in the development of the Dell Technologies Championship in Norton, Mass., and served as the first tournament director. Monahan began his sports sponsorship career as director of global sponsorships and branding programs at EMC Corporation. Previously, he worked at Arnold Advertising and Bob Woolf Associates.

Monahan graduated from Trinity College in 1993, where he was a four-year member of the golf team and a Division II Academic All-American his senior year. He earned a masters degree in sport management from the University of Massachusetts at Amherst in 1995.

Jay and his wife, Susan, have two daughters, Sophie and Phoebe.

PGA TOUR COMMISSIONERS

Joe Dey	1969-1974
Deane Beman	1974-1994
Tim Finchem	1994-2017
Jay Monahan	2017- Present

As Chief Operating Officer, Ron Price works closely with Commissioner Monahan on the overall strategy and operations of the PGA TOUR. In this role, he also has direct oversight of Championship Management, THE PLAYERS Championship, The Presidents Cup, Communications/Media Relations, Golf Course Properties, Retail Licensing, Finance, People Strategy, Board Governance and Government Relations. Mr. Price has been a key member of the TOUR's leadership team since joining the organization in 1994 as Senior Vice President Finance and Administration. Prior to becoming Chief Operating Officer, his roles included Chief Financial Officer and Chief Administrative Officer.

Mr. Price graduated summa cum laude from the University of Alabama in 1978 with a Bachelor of Science degree in Business Administration. Prior to joining the PGA TOUR, he was a partner with Ernst & Young and had overall management responsibilities for the firm's North and Central Florida tax practice. He provided extensive consulting services to the PGA TOUR in his role with Ernst & Young, beginning in 1989.

Mr. Price is a Certified Public Accountant and is a member of the American and Florida Institutes of CPAs. He is a member of the Board of Trustees of The Bolles School and serves as Chair of the Audit Committee. He previously served as Chairman of the Board for Jacksonville Country Day School.

Ron Price
Chief Operating Officer

Jay Monahan
Commissioner

Ron Price
Chief Operating Officer

Tom Wade
Chief Commercial Officer

Andy Pazder
Chief Tournaments & Competitions Officer

Rick Anderson
Chief Media Officer

Allison Keller
Chief Administrative Officer

Ross Berlin
Senior Vice President Player Relations

Joe Arcuri
Executive Vice President & Chief Marketing Officer

Len Brown
Executive Vice President & Chief Legal Officer

Tyler Dennis
Senior Vice President & Chief of Operations PGA TOUR

Dan Glod
President Web.com Tour

Paul Johnson
Executive Vice President International Affairs

Jeanne Lightcap
Executive Vice President Finance

Greg McLaughlin
President PGA TOUR Champions

Rob Ohno
Senior Vice President Business Development

Brian Oliver
Senior Vice President Sponsorship & Partnerships

Matt Rapp
Senior Vice President Championship Management

Ken Sharkey
Executive Vice President & Chief Financial Officer

Neera Shetty
Senior Vice President & Assistant General Counsel

Jim Triola
Chief Operating Officer Golf Course Properties

Ty Votaw
Executive Vice President Global Business Affairs

Notes

Mac Hughes
With his win at the 2016 RSM Classic, Mac Hughes became the first player to win on the Mackenzie Tour–PGA TOUR Canada (PGA TOUR-era), Web.com Tour and the PGA TOUR.

All-Exempt TOUR Priority Rankings

1. Winner of PGA Championship or U.S. Open prior to 1970 or in the last five seasons and the current season:

Jack Burke, Jr.	**Don January**	**Jack Nicklaus**
Jason Day	**Dustin Johnson**	**Gary Player**
Jason Dufner	**Martin Kaymer**	**Justin Rose**
Dow Finsterwald	**Brooks Koepka**	**Jordan Spieth**
Raymond Floyd	**Gene Littler**	**Justin Thomas**
Doug Ford	**Rory McIlroy**	**Lee Trevino**
Al Geiberger	**Bobby Nichols**	**Jimmy Walker**

2. Winner of THE PLAYERS Championship in the last five seasons and the current season:
Rickie Fowler **Si Woo Kim** **Tiger Woods**

3. Winners of the Masters Tournament in the last five seasons and the current season:
Sergio Garcia **Adam Scott** **Bubba Watson**

4. Winners of The Open Championship in the last five seasons and the current season:
Zach Johnson **Phil Mickelson** **Henrik Stenson**

5. Winners of THE TOUR Championship in the last three seasons and the current season:
Xander Schauffele

6. Winners of World Golf Championships events in the last three seasons and the current season:
Russell Knox **Shane Lowry** **Hideki Matsuyama**

6a. Winners of the Arnold Palmer Invitational and the Memorial Tournament in the last three seasons and the current season, beginning with the 2015 winners.
Matt Every **David Lingmerth** **William McGirt**
Marc Leishman

7. Leader from the final FedExCup points list in each of the last five seasons:
Billy Horschel

8. Leader from the final PGA TOUR Money List 2013-2016:

9. Winners of PGA TOUR co-sponsored or approved tournaments, whose victories are considered official, within the last two seasons, or during the current season; winners receive an additional season of exemption for each additional win, up to five seasons:

Aaron Baddeley	**Russell Henley**	**D.A. Points**
Daniel Berger	**Jim Herman**	**Jon Rahm**
Jonas Blixt	**Charley Hoffman**	**Patrick Reed**
Wesley Bryan	**Mac Hughes**	**Charl Schwartzel**
Greg Chalmers	**Billy Hurley III**	**Webb Simpson**
Kevin Chappell	**Smylie Kaufman**	**Cameron Smith**
Bryson DeChambeau	**Chris Kirk**	**Brandt Snedeker**
Tony Finau	**Kevin Kisner**	**Kyle Stanley**
Fabian Gomez	**Matt Kuchar**	**Brendan Steele**
Branden Grace	**Peter Malnati**	**Chris Stroud**
Cody Gribble	**Graeme McDowell**	**Brian Stuard**
Emiliano Grillo	**Ryan Moore**	**Hudson Swafford**
Adam Hadwin	**Grayson Murray**	**Vaughn Taylor**
James Hahn	**Rod Pampling**	**Jhonattan Vegas**
Brian Harman	**Pat Perez**	

10a. Players among the top 50 in career earnings as of the end of the preceding season may elect to use a one-time exemption for the next season:
Tim Clark **Retief Goosen** **Bo Van Pelt**

10b. Players among the Top 25 in career earnings as of the end of the preceding season may elect to use this special one-time exemption for the next season.
K.J. Choi **Ernie Els**

11. Sponsor exemptions (a maximum of eight, which may include amateurs with handicaps of 0 or less), on the following basis:
   A. Not less than two sponsor invitees shall be PGA TOUR members not otherwise exempt.
   B. Not less than two of the 2017 Top Finishers of the Web.com Tour, if not all can otherwise be accommodated.
   NOTE: PGA TOUR members may receive an unlimited number of sponsor invitations. Non-TOUR members may receive a maximum of seven per year.

12. Two international players designated by the Commissioner.

13. The current PGA Club Professional Champion up to 6 open events (3 must be opposite The Open Championship and World Golf Championships events), in addition to any sponsor selections. The exemption does not apply to open, limited-field events
Omar Uresti

14. PGA Section Champion or Player of the Year of the Section in which the tournament is played.

15. Four low scorers at Open Qualifying which shall normally be held on Monday of tournament week.

16. Past champions of the particular event being contested that week, if cosponsored by the PGA TOUR and the same tournament sponsor, as follows:
   A. Winners prior to July 28, 1970: unlimited exemptions for such events.
   B. Winners after Jan. 1, 2000: five seasons of exemptions for such events

17. Life Members (who have been active members of the PGA TOUR for 15 years and have won at least 20 co-sponsored events).
Davis Love III **Vijay Singh**

18. Top 125 on the previous season's FedExCup points list.

Paul Casey	**Robert Streb**	**Byeong Hun An**
Gary Woodland	**Bud Cauley**	**Martin Flores**
Patrick Cantlay	**Kevin Tway**	**Luke Donald**
Louis Oosthuizen	**Danny Lee**	**Richy Werenski**
Bill Haas	**Kelly Kraft**	**Ryan Blaum**
Francesco Molinari	**Graham DeLaet**	**Geoff Ogilvy**
Chez Reavie	**Jason Kokrak**	**Robert Garrigus**
Charles Howell III	**Patrick Rodgers**	**Seung-Yul Noh**
Lucas Glover	**Morgan Hoffmann**	**Brian Gay**
Kevin Na	**Chad Campbell**	**Brandon Hagy**
Keegan Bradley	**Kevin Streelman**	**Steve Stricker**
Luke List	**C.T. Pan**	**Derek Fathauer**
Anirban Lahiri	**Whee Kim**	**Tyrone Van Aswegen**
Ian Poulter	**Harold Varner III**	**Harris English**
Stewart Cink	**Nick Taylor**	**Dominic Bozzelli**
Scott Brown	**J.B. Holmes**	**Nick Watney**
Martin Laird	**Camilo Villegas**	**John Huh**
Jamie Lovemark	**J.J. Spaun**	**Blayne Barber**
Sung Kang	**Scott Piercy**	**Ben Martin**
Ollie Schniederjans	**Patton Kizzire**	**Rory Sabbatini**
Rafa Cabrera Bello	**Michael Kim**	**J.J. Henry**
Sean O'Hair	**Scott Stallings**	

19. Players who finished greater than or equal to top 125 on the 2016-17 PGA TOUR Official Season FedExCup Points List through the Wyndham Championship as non-members:
Thomas Pieters **Tommy Fleetwood** **Tyrrell Hatton**
Alex Noren **Ross Fisher**

20. Major Medical Extension: If granted by the Commissioner, if not otherwise eligible, and if needed to fill the field, Special Medical Extension.

Ryan Palmer	**Kevin Stadler**	**John Senden**
Sangmoon Bae	**Freddie Jacobson**	**Jon Curran**
Bob Estes	**Chris Couch**	**Briny Baird**
Colt Knost	**Steve Marino**	**Harrison Frazar**
Charlie Beljan	**John Peterson**	**Andrew Loupe**

21. Leading Money Winner from the previous season's Top 25 regular season players using combined money earned on the Official Web.com Tour Regular Season Money List and Web.com Tour Finals Money List, Leading Money Winner from the previous season's Web.com Tour Finals and Three-Time Winners from previous season Web.com Tour.
Chesson Hadley

22. Leading money winner from Web.com Tour medical

23. Top 10 and ties, not otherwise exempt, among professionals from the previous open tournament whose victory has official status are exempt into the next open tournament whose victory has official status.

24. Top Finishers of the Web.com Tour:
Finishers 2-25 from the previous season's Top 25 Web.com Tour Regular season players using combined money earned on the Web.com Tour Regular Season Money List and money earned in the Web.com Tour Finals and the top 25 players and ties on the Web.com Tour Finals Money List at the conclusion of the Finals who are not already exempt.

Brice Garnett	**Peter Uihlein**	**Andrew Landry**
Jonathan Byrd	**Abraham Ancer**	**Nicholas Lindheim**
Sam Ryder	**Rob Oppenheim**	**Ted Potter, Jr.**
Ryan Armour	**Stephan Jaeger**	**Sam Saunders**
Talor Gooch	**Shawn Stefani**	**Andrew Putnam**
Jonathan Randolph	**Ben Silverman**	**Bronson Burgoon**
Austin Cook	**Keith Mitchell**	**Nate Lashley**
Tyler Duncan	**Kyle Thompson**	**Denny McCarthy**
Adam Schenk	**Troy Merritt**	**Matt Atkins**
Tom Lovelady	**Conrad Shindler**	**Martin Piller**
Andrew Yun	**Alex Cejka**	**Lanto Griffin**
Matt Jones	**Aaron Wise**	**Cameron Tringale**
Zecheng Dou	**Brett Stegmaier**	**Ethan Tracy**
Corey Conners	**Xinjun Zhang**	**Steve Wheatcroft**
Brandon Harkins	**Chad Collins**	**Roberto Diaz**
Tom Hoge	**Beau Hossler**	**Joel Dahmen**
Seamus Power		

Note: Reordered after the conclusion of The RSM Classic and the Genesis Open; thereafter, Mondays of the Masters, THE PLAYERS Championship, U.S. Open and The Open Championship.

25. Top Finishers from the Web.com Tour medical:

Brian Davis	**Kris Blanks**	**Will Claxton**
Lee Williams	**Shane Bertsch**	**Zack Sucher**

NOTE: This category will be reordered with the above category #24.

26. Players winning three Web.com Tour events in the current season:

27. Minor medical extension:

Ben Crane	**Michael Thompson**	**Padraig Harrington**
Will MacKenzie	**Andrew Johnston**	

28. Twenty-five finishers beyond 125th place on prior season's FedExCup points list (126-150):

Zac Blair	**David Hearn**	**Daniel Summerhays**
J.T. Poston	**Trey Mullinax**	**Ricky Barnes**
Johnson Wagner	**Greg Owen**	**Cameron Percy**
Soren Kjeldsen	**Rick Lamb**	

Note: Reordered after the conclusion of The RSM Classic and the Genesis Open; thereafter, Mondays of the Masters, THE PLAYERS Championship, U.S. Open and The Open Championship.

29. Nonexempt, major medical/family crisis:

Note: This category will be reordered with the above category #28.

30. Reorder Categories 31-35
NOTE: Categories 31-35 Reordered after the conclusion of The RSM Classic and the Genesis Open; thereafter, Mondays of the Masters, THE PLAYERS Championship, U.S. Open and The Open Championship.

31. Past Champions, Team Tournament Winners and Veteran Members Beyond 150 on the FedExCup Points List: If not otherwise eligible and as needed to fill the field, Past Champion members, Team Tournament Winners and Veteran members beyond 150th place on the previous seasonís FedExCup Points List in order of their combined official PGA TOUR and Web.com Tour earnings in the previous season.

Jim Furyk	**Boo Weekley**	**Hunter Mahan**
Jason Gore	**Stuart Appleby**	**Bill Lunde**
Ken Duke	**Bryce Molder**	**Angel Cabrera**
Andres Romero	**Dicky Pride**	**Jason Bohn**
Carl Pettersson	**Fred Couples**	**Mark Wilson**
Eric Axley	**John Merrick**	**Derek Ernst**
Robert Allenby	**Y.E. Yang**	**Charlie Wi**
Jerry Kelly	**Brendon de Jonge**	**Craig Barlow**
Arjun Atwal	**Tommy Gainey**	**Daniel Chopra**
Richard S. Johnson	**Tim Herron**	**Larry Mize**
Steven Bowditch	**Peter Lonard**	**D.J. Trahan**
Mark Hensby	**Omar Uresti**	**Brendon Todd**
Parker McLachlin	**Justin Leonard**	**Michael Bradley**
Shaun Micheel	**Troy Matteson**	**Fred Funk**
David Toms	**George McNeill**	**Tim Petrovic**
Marc Turnesa	**John Rollins**	**Chris Smith**
Jeff Overton	**Dudley Hart**	**Jonathan Kaye**
Len Mattiace	**Robert Gamez**	

32. Past Champion Members: If not otherwise eligible and if needed to fill the field, Past Champion members, in order of the total number of cosponsored or approved events won, excluding Team events. If two or more players are tied, the player who is higher on the PGA TOUR Career Money List shall be eligible.

33. Special Temporary Members: If during the course of a PGA TOUR season, a nonmember of the PGA TOUR wins an amount of points (e.g., by playing in PGA TOUR events through sponsor exemptions, Open Qualifying, etc.) equal to the amount won in the preceding season by the 150th finisher on the FedExCup points list, he will be eligible to become a special temporary member for the remainder of the season.

34. Team Tournament Winners: If not otherwise eligible and if needed to fill the field, winners of co-sponsored team championships, in order of the total number of team championship tournaments won. If two or more players are tied based on the number of such tournaments won, the player who is higher on the official PGA TOUR Career Money List shall be eligible.

35. Veteran Members: If not otherwise eligible and if needed to fill the field, Veteran members (players who have made a minimum of 150 cuts during their career), in order of their standing on the PGA TOUR Career Money List.

2017-18 PGA TOUR Rookies (23)

2017 Web.com Tour Regular Season Graduates (17)

Player	Starts-Made Cuts	Birthdate	Age as of 10/13/16	College
Matt Atkins	2-2	12/13/1990	26 years, 9 months, 26 days	University of South Carolina-Aiken
Austin Cook	10-7	03/13/1991	26 years, 6 months, 26 days	University of Arizona
Roberto Diaz	5-1	02/03/1987	30 years, 8 months, 6 days	University of South Carolina-Aiken
Zecheng Dou	3-3	01/22/1997	20 years, 8 months, 17 days	None
Talor Gooch	2-1	11/14/1991	25 years, 10 months, 25 days	Oklahoma State University
Lanto Griffin	2-0	06/15/1988	29 years, 3 months, 24 days	Virginia Commonwealth University
Brandon Harkins	1-1	07/13/1986	31 years, 2 months, 26 days	California State University-Chico
Stephan Jaeger	4-1	05/30/1989	28 years, 4 months, 9 days	University of Tennessee-Chattanooga
Nate Lashley	1-0	12/12/1982	34 years, 9 months, 27 days	University of Arizona
Sam Ryder	1-0	12/15/1989	27 years, 9 months, 24 days	Stetson University
Adam Schenk	0-0	01/26/1992	25 years, 8 months, 13 days	Purdue University
Conrad Shindler	2-1	07/20/1988	29 years, 2 months, 19 days	Texas A&M University
Ben Silverman	1-0	11/15/1987	29 years, 10 months, 24 days	Florida Atlantic University
Ethan Tracy	4-1	11/10/1989	27 years, 10 months, 29 days	University of Arkansas
Aaron Wise	8-5	06/21/1996	21 years, 3 months, 18 days	University of Oregon
Andrew Yun	0-0	05/17/1991	26 years, 4 months, 22 days	Stanford University
Xinjun Zhang	2-1	06/10/1987	30 years, 3 months, 29 days	None

2017 Web.com Tour Finals Graduates (6)

Player	Starts-Made Cuts	Birthdate	Age as of 10/13/16	College
Corey Conners	10-1	01/06/1992	25 years, 9 months, 3 days	Kent State University
Tyler Duncan	1-0	07/13/1989	28 years, 2 months, 26 days	Purdue University
Tom Lovelady	0-0	07/23/1993	24 years, 2 months, 16 days	University of Alabama
Denny McCarthy	3-1	03/04/1993	24 years, 7 months, 5 days	University of Virginia
Keith Mitchell	1-1	01/07/1992	25 years, 9 months, 2 days	University of Georgia
Peter Uihlein	30-12	08/29/1989	28 years, 1 month, 10 days	Oklahoma State University

2017-18 First-Year Members (5) (Played more than 7 events in a previous season – does not qualify as a rookie)

Player	Starts-Made Cuts	Birthdate	Age as of 10/13/16	College
Tommy Fleetwood	22-14	01/19/1991	26 years, 8 months, 20 days	None
Tyrrell Hatton	23-13	10/14/1991	25 years, 11 months, 25 days	None
Beau Hossler	12-7	03/16/1995	22 years, 6 months, 23 days	University of Texas
Alex Noren	34-24	07/12/1982	35 years, 2 months, 27 days	Oklahoma State University
Thomas Pieters	17-12	01/27/1992	25 years, 8 months, 12 days	University of Illinois

Rookies by Year

2017-18:	23
2016-17:	25
2015-16:	21
2014-15:	24
2013-14:	14
2013:	25
2012:	26
2011:	35

Player Biographies - Index

Byeong-Hun An....2-7
Abraham Ancer....2-8
Stuart Appleby....2-9
Ryan Armour....2-10
Matt Atkins....2-11
Aaron Baddeley....2-12
Sangmoon Bae....2-13
Briny Baird....2-14
Blayne Barber....2-15
Ricky Barnes....2-16
Charlie Beljan....2-17
David Berganio, Jr.....2-18
Daniel Berger....2-19
Shane Bertsch....2-20
Zac Blair....2-21
Kris Blanks....2-22
Ryan Blaum....2-23
Jonas Blixt....2-24
Jason Bohn....2-25
Steven Bowditch....2-26
Dominic Bozzelli....2-27
Keegan Bradley....2-28
Scott Brown....2-29
Wesley Bryan....2-30
Bronson Burgoon....2-31
Jonathan Byrd....2-32
Angel Cabrera....2-33
Rafael Cabrera-Bello....2-34
Chad Campbell....2-35
Patrick Cantlay....2-36
Paul Casey....2-37
Bud Cauley....2-38
Alex Cejka....2-39
Greg Chalmers....2-40
Kevin Chappell....2-41
K.J. Choi....2-42
Stewart Cink....2-43
Tim Clark....2-44
Will Claxton....2-45
Chad Collins....2-46
Cory Conners....2-47
Austin Cook....2-48
Chris Couch....2-49
Ben Crane....2-50
Jon Curran....2-51
Joel Dahmen....2-52
Brian Davis....2-53
Jason Day....2-54
Brendon de Jonge....2-55
Bryson DeChambeau....2-56
Graham DeLaet....2-57
Roberto Diaz....2-58
Luke Donald....2-59
Zecheng (Marty) Dou....2-60
Jason Dufner....2-61
Ken Duke....2-62
Tyler Duncan....2-63
Ernie Els....2-64
Harris English....2-65
Bob Estes....2-66
Matt Every....2-67
Derek Fathauer....2-68
Tony Finau....2-69
Ross Fisher....2-70
Tommy Fleetwood....2-71
Martin Flores....2-72
Rickie Fowler....2-73
Harrison Frazar....2-74
Jim Furyk....2-75
Tommy Gainey....2-76
Sergio Garcia....2-77
Bryce Garnett....2-78
Robert Garrigus....2-79
Brian Gay....2-80
Lucas Glover....2-81
Fabian Gomez....2-82
Talor Gooch....2-83
Retief Goosen....2-84
Branden Grace....2-85
Cody Gribble....2-86
Lanto Griffin....2-87
Emiliano Grillo....2-88
Bill Haas....2-89
Chesson Hadley....2-90
Adam Hadwin....2-91
Brandon Hagy....2-92
James Hahn....2-93
Brandon Harkins....2-94
Brian Harman....2-95
Padraig Harrington....2-96
Tyrrell Hatton....2-97
David Hearn....2-98
Russell Henley....2-99
J.J. Henry....2-100
Jim Herman....2-101
Tim Herron....2-102
Charley Hoffman....2-103
Morgan Hoffmann....2-104
Tom Hoge....2-105
J.B. Holmes....2-106
Billy Horschel....2-107
Beau Hossler....2-108
Charles Howell III....2-109
Mac Hughes....2-110
John Huh....2-111
Billy Hurley III....2-112
Freddie Jacobson....2-113
Stephan Jaeger....2-114
Dustin Johnson....2-115
Zach Johnson....2-116
Andrew Johnston....2-117
Matt Jones....2-118
Sung Kang....2-119
Smylie Kaufman....2-120
Martin Kaymer....2-121
Michael Kim....2-122
Si Woo Kim....2-123
Whee Kim....2-124
Chris Kirk....2-125
Kevin Kisner....2-126
Patton Kizzire....2-127
Soren Kjeldsen....2-128
Colt Knost....2-129
Russell Knox....2-130
Brooks Koepka....2-131
Jason Kokrak....2-132
Kelly Kraft....2-133
Matt Kuchar....2-134
Anirban Lahiri....2-135
Martin Laird....2-136
Rick Lamb....2-137
Andrew Landry....2-138
Nate Lashley....2-139
Danny Lee....2-140
Marc Leishman....2-141
Nicholas Lindheim....2-142
David Lingmerth....2-143
Luke List....2-144
Andrew Loupe....2-145
Davis Love III....2-146
Tom Lovelady....2-147

Player Biographies - Index

Jamie Lovemark 2-148
Shane Lowry 2-149
Bill Lunde 2-150
Will MacKenzie 2-151
Hunter Mahan 2-152
Peter Malnati 2-153
Steve Marino 2-154
Ben Martin 2-155
Hideki Matsuyama 2-156/157
Denny McCarthy 2-158
Graeme McDowell 2-159
William McGirt 2-160
Rory McIlroy 2-161
John Merrick 2-162
Troy Merritt 2-163
Phil Mickelson 2-164/165
Keith Mitchell 2-166
Bryce Molder 2-167
Francesco Molinari 2-168
Ryan Moore 2-169
Trey Mullinax 2-170
Grayson Murray 2-171
Kevin Na 2-172
Seung-Yul Noh 2-173
Alexander Noren 2-174
Geoff Ogilvy 2-175
Sean O'Hair 2-176
Louis Oosthuizen 2-177
Rob Oppenheim 2-178
Greg Owen 2-179
Ryan Palmer 2-180
Rod Pampling 2-181
C.T. Pan 2-182
Cameron Percy 2-183
Pat Perez 2-184
John Peterson 2-185
Carl Pettersson 2-186
Scott Piercy 2-187
Thomas Pieters 2-188
Martin Piller 2-189
D.A. Points 2-190
J.T. Poston 2-191
Ted Potter Jr. 2-192
Ian Poulter 2-193
Seamus Power 2-194
Anrew Putnam 2-195
Jon Rahm 2-196
Jonathan Randolph 2-197
Chez Reavie 2-198
Patrick Reed 2-199
Patrick Rodgers 2-200
Andres Romero 2-201
Justin Rose 2-202
Sam Ryder 2-203
Rory Sabbatini 2-204
Sam Saunders 2-205
Xander Schauffele 2-206
Adam Schenk 2-207
Ollie Schniederjans 2-208
Charl Schwartzel 2-209
Adam Scott 2-210
John Senden 2-211
Conrad Shindler 2-212
Ben Silverman 2-213
Webb Simpson 2-214
Vijay Singh 2-215
Cameron Smith 2-216
Brandt Snedeker 2-217
J.J. Spaun 2-218
Jordan Spieth 2-219/220
Kevin Stadler 2-221
Scott Stallings 2-222
Kyle Stanley 2-223
Brendan Steele 2-224
Shawn Stefani 2-225
Brett Stegmaier 2-226
Henrik Stenson 2-227/228
Robert Streb 2-229
Kevin Streelman 2-230
Steve Stricker 2-231/232
Chris Stroud 2-233
Brian Stuard 2-234
Zack Sucher 2-235
Daniel Summerhays 2-236
Hudson Swafford 2-237
Nick Taylor 2-238
Vaughn Taylor 2-239
Justin Thomas 2-240/241
Kyle Thompson 2-242
Michael Thompson 2-243
Brendon Todd 2-244
Ethan Tracy 2-245
Cameron Tringale 2-246
Kevin Tway 2-247
Peter Uihlein 2-248
Tyrone Van Aswegen 2-249
Bo Van Pelt 2-250
Harold Varner III 2-251
Jhonattan Vegas 2-252
Camilo Villegas 2-253
Johnson Wagner 2-254
Jimmy Walker 2-255
Nick Watney 2-256
Bubba Watson 2-257
Boo Weekley 2-258
Richy Werenski 2-259
Steve Wheatcroft 2-260
Lee Williams 2-261
Mark Wilson 2-262
Aaron Wise 2-263
Gary Woodland 2-264
Tiger Woods 2-265/266
Y.E. Yang 2-267
Andrew Yun 2-268
Xinjun Zhang 2-269
Notes page 2-270



Byeong Hun An (BEE-yong HOON AN)

EXEMPT STATUS: 102nd in 2016-17 FedExCup points
FULL NAME: Byeong Hun An
HEIGHT: 6-2
WEIGHT: 209
BIRTHDATE: September 17, 1991
BIRTHPLACE: Seoul, South Korea
RESIDENCE: Orlando, Florida
FAMILY: Single
EDUCATION: University of California-Berkeley
SPECIAL INTERESTS: Soccer, Computer Games, Manchester United
TURNED PROFESSIONAL: 2011
JOINED TOUR: 2012

BEST PGA TOUR CAREER FINISH:
T2--2016 Zurich Classic of New Orleans.

INTERNATIONAL VICTORIES (3):
2014 Rolex Trophy [EurChall]. **2015** BMW PGA Championship [Eur],Shinhan Donghae Open [Kor].

2016-17 SEASON:
Collected four top-25 finishes in 21 starts through the Wyndham Championship, highlighted by a top five showing in Texas. Advanced to the FedExCup Playoffs for the first time, but was eliminated after missing the cut at THE NORTHERN TRUST. Ended his season just outside the top 100 in the FedExCup standings, coming in at No. 102…With four rounds in the 60s, finished T5 in his first-ever start at the AT&T Byron Nelson, four strokes out of the Billy Horschel-Jason Day playoff. Represented a career-high third top-10 finish of the season. Also marked the first time in his career he recorded back-to-back top-10s in consecutive starts, having come into the week off a T8 finish at the Wells Fargo Championship…Following a missed cut in 2016, finished T8 in his second appearance at the Wells Fargo Championship. Posted rounds of 72-70-69-71 at Eagle Point…Continued his stellar record of play at desert golf courses at the Waste Management Phoenix Open by shooting a bogey-free, 5-under 66 in round one at TPC Scottsdale. Earned a share of the 36-hole lead with another 66 in round two, then took the solo lead headed to Sunday with a flawless 6-under 65 in round three. Held a three-shot lead on Sunday after birdie at the ninth hole, but struggled to a 4-over 40 on the back nine to settle for a sixth-place finish.

PERSONAL:
English name is Ben. Parents are Jae-Hyung Ahn and Zhimin Jiao, who represented South Korea and China, respectively in table tennis, with both parents earning medals…Moved to the U.S. in 2005 to attend the David Leadbetter Golf Academy in Florida.

PLAYER STATISTICS

MISCELLANEOUS PGA TOUR STATISTICS
Career PGA TOUR Low Round/Round: 65–2 times, most recent 2017 Waste Management Phoenix Open/3
Largest Career PGA TOUR Paycheck/Finish: $616,000–2016 Zurich Classic of New Orleans/T2
Career High FedExCup Rank: After 2017 CIMB Classic/66
Career High Official World Rank: After 2016 Wells Fargo Championship/24

PGA TOUR CAREER SUMMARY — PLAYOFF RECORD: 0-1

Year	Events Played	Cuts Made	1st	2nd	3rd	Top 10	Top 25	FedExCup Pts/ Rank	Earnings/ Rank
2010A	8	1							
2014	1	1							$65,350/
2015	5	2					1		63,450/
2016	14	10		1		2	5		926,797/112
2017	22	17				3	4	468/102	1,236,090/89
Total	50	31		1		5	10		2,291,686

*** Majors and World Golf Championships are considered official on multiple tours***

PGA TOUR TOP TOURNAMENT SUMMARY

Year	10	11	12	13	14	15	16	17
Masters	CUT						CUT	T33
U.S. Open	CUT					CUT	T23	CUT
The Open Championship	CUT				T26	CUT	T59	CUT
PGA Championship						CUT	CUT	T28
THE PLAYERS							CUT	
Dell Technologies Match Play							T9	T58
Bridgestone Invitational						T57	T49	
Mexico Championship							T52	T48
HSBC Champions							T19	T63
THE NORTHERN TRUST								CUT

NATIONAL TEAMS: Summer Olympics (1), 2016; World Cup (1), 2016.



Abraham Ancer

EXEMPT STATUS: 6th on 2017 Web.com Tour priority list
FULL NAME: Abraham Ancer
HEIGHT: 5-7
WEIGHT: 160
BIRTHDATE: February 27, 1991
BIRTHPLACE: McAllen, Texas
RESIDENCE: Norman, Oklahoma
FAMILY: Single

EDUCATION: University of Oklahoma (2013, Multi-Disciplinary Studies)
SPECIAL INTERESTS: Hunting, going to the shooting range, soccer
TURNED PROFESSIONAL: 2013
JOINED TOUR: 2016
Web.com Tour Graduate (2015, 2017)

BEST PGA TOUR CAREER FINISH:

T18--2016 FedEx St. Jude Classic.

WEB.COM TOUR VICTORIES (1):

2015 Nova Scotia Open.

2016-17 SEASON:

Finished the Web.com Tour season with 24 starts, three runner-ups, and 18 cuts made. Was sixth in the final priority-ranking order. Secured his PGA TOUR card for the 2017-18 season with a third-place finish on the 2017 Web.com Tour Regular Season money list…Finished in the top five for the sixth time in 2017 with a fifth-place finish at the Nationwide Children's Hospital Championship…Recorded a final-round 2-under 69 to finish T2 at the WinCo Foods Portland Open. Jumped into a four-way tie for the lead after three rounds in Portland with a 7-under 64…Posted rounds of 63-68 on Sunday for a solo-seventh at the Digital Ally Open…Entered the final round six shots back of the lead at the Utah Championship but posted a 8-under 63 to get within one shot of the winner for a T2 finish. Locked up his PGA TOUR card with his finish in Utah…Fell in a playoff at the Nashville Golf Open Benefiting the Snedeker Foundation after Lanto Griffin holed a 20-foot birdie putt on the first playoff hole. Forced a playoff with Lanto Griffin at 16-under 272 with rounds of 70-68-67-67—272 (-16)…Earned a share of the 18-hole lead with Kyle Thompson at the United Leasing & Finance Championship after an opening 68, but fell to T58 with closing rounds of 80-75-78…Posted his second top-10 of the season with a solo-fourth finish at the Panama Claro Championship thanks to weekend rounds of 67-67…Carded 74-71-72-75--292 (4-over) for a T5 at The Bahamas Great Exuma Classic.

PERSONAL:

Was born in South Texas but grew up in Reynosa, Mexico, where he lived until age 14. Parents are both natives of Mexico and he has dual citizenship in Mexico and the United States…Attended Sharyland High School in Mission, Texas, where he was All-Valley four years and a three-time MVP…Attended Odessa Junior College before transferring and graduating from the University of Oklahoma…Got hooked on golf as the first sport he played…Early golf memories include beating his dad for the first time and meeting Jack Nicklaus…If not a professional golfer, he would pursue race-car driving…Would like to change places with Sebastian Vettel for a day because "to drive an F1 car is way too much fun."…Enjoys collecting putters…Bucket list includes jumping out of an airplane and flying a fighter jet…Favorite quote is from Zig Ziglar, who said, "You are the only person on earth who can use your ability."…Twitter account is @abraham_ancer.

PLAYER STATISTICS

MISCELLANEOUS PGA TOUR STATISTICS
Career PGA TOUR Low Round/Round: 65–2017 OHL Classic at Mayakoba/1
Largest Career PGA TOUR Paycheck/Finish:$72,850–2016 FedEx St. Jude Classic/T18
Career High FedExCup Rank: After 2018 Safeway Open/37
Career High Official World Rank: After 2017 Albertsons Boise Open presented by Kraft Nabisco/253

PGA TOUR CAREER SUMMARY — PLAYOFF RECORD: 0-0

Year	Events Played	Cuts Made	1st	2nd	3rd	Top 10	Top 25	FedExCup Pts/ Rank	Earnings/ Rank
2016	19	6					1	147/190	$162,811/197
2017	1	1							15,820/
Total	20	7					1		178,631

WEB.COM TOUR

Year	Events Played	Cuts Made	1st	2nd	3rd	Top 10	Top 25	Earnings/Rank
2014	4							
2015	25	11	1	1		2	6	$201,819/11
2016	8	6					1	17,499/143
2017	24	18		3		7	11	295,528/3
Total	61	35	1	4		9	18	563,241

*** Majors and World Golf Championships are considered official on multiple tours***



Stuart Appleby (apple-BEE)

EXEMPT STATUS: 143rd in 2015-16 FedExCup points
FULL NAME: Stuart Appleby
HEIGHT: 6-1
WEIGHT: 185
BIRTHDATE: May 1, 1971
BIRTHPLACE: Cohuna, Australia
RESIDENCE: Orlando, Florida; Melbourne, Australia
FAMILY: Wife, Ashley; Ella; Mia, Max, Rex

SPECIAL INTERESTS: Action sports, motor racing
TURNED PROFESSIONAL: 1992
Q SCHOOL: 1996
JOINED TOUR: 1996
Web.com Tour Graduate (1995)

PGA TOUR VICTORIES (9):

1997 Honda Classic. **1998** Kemper Open. **1999** Shell Houston Open. **2003** Las Vegas Invitational. **2004** Mercedes Championships. **2005** Mercedes Championships. **2006** Mercedes Championships, Shell Houston Open. **2010** The Greenbrier Classic.

WEB.COM TOUR VICTORIES (2):

1995 Monterrey Open, Sonoma County Open.

INTERNATIONAL VICTORIES (3):

1998 Coolum Classic [Aus]. **2001** Holden Australian Open [Aus]. **2010** JBWere Australian Masters [Aus].

OTHER VICTORIES (1):

1999 CVS Charity Classic [with Jeff Sluman].

2016-17 SEASON:

Split his time between the PGA TOUR and Web.com Tour. Made 16 starts on the PGA TOUR, with a top-five showing at the Barracuda Championship under the Stableford scoring format. Finished the 2017 Web.com Tour season with eight starts, one top-10 and three cuts made…Playing in the final threesome on Sunday with Derek Fathauer and 54-hole leader Greg Owen, earned nine points during the final round of the Barracuda Championship to finish T4. With 41 points in the Modified Stableford format, was just three shy of the three-man playoff eventually won by Chris Stroud. Had missed the cut in his previous two starts at the event (2014, 2016), with top-20 finishes in his first three starts (T18-2010, T16-2012, T16-2013). The finished marked his first top-10 on the PGA TOUR since a runner-up at THE NORTHERN TRUST in 2014.

PERSONAL:

Raised on dairy farm where, as a junior, he used to hit golf shots from paddock to paddock to hone his game…Former Australian Rules football player before turning to pro golf in 1992. Played in Australia before coming to the United States in 1995.

PLAYER STATISTICS

MISCELLANEOUS PGA TOUR STATISTICS
Career PGA TOUR Low Round/Round: 59–2010 The Greenbrier Classic/4
Largest Career PGA TOUR Paycheck/Finish: $1,080,000–2 times, most recent 2010 The Greenbrier Classic/1
Career High FedExCup Rank: After 2008 The Barclays/13
Career High Official World Rank: After 2004 Bay Hill Invitational Presented by Mastercard/8

PGA TOUR CAREER SUMMARY — PLAYOFF RECORD: 2-1

Year	Events Played	Cuts Made	1st	2nd	3rd	Top 10	Top 25	FedExCup Pts/ Rank	Earnings/ Rank
1996	30	18				1	5		$164,483/130
1997	23	18	1	2		5	12		1,003,356/18
1998	22	12	1			5	7		717,962/40
1999	29	21	1	1		5	12		1,359,724/25
2000	24	20		1	1	5	15		1,642,221/24
2001	29	23				4	8		1,004,528/55
2002	28	21		2		4	10		1,729,459/32
2003	27	19	1	3		5	13		2,662,538/12
2004	25	18	1	1	1	5	14		2,949,235/13
2005	25	19	1			4	8		2,202,506/23
2006	23	20	2			6	11		3,470,457/8
2007	24	15		1	1	3	9	93,640/36	1,803,385/45
2008	23	21		1		7	14	108,025/17	2,484,630/22
2009	25	16				1	2	302/141	562,837/137
2010	31	19	1			3	5	1,157/52	1,965,825/38
2011	24	10				1	5	387/118	657,150/129
2012	24	13					4	287/144	377,559/162
2013	25	19				1	3	570/95	538,333/132
2014	29	19		1		3	7	1,755/31	1,477,971/71
2015	7	4					2	100/201	138,968/202
2016	23	13					3	360/143	500,214/153
2017	16	5				1	2	104/192	206,607/195
Total	536	363	9	13	3	69	171		29,619,950

WEB.COM TOUR

Year	Events Played	Cuts Made	1st	2nd	3rd	Top 10	Top 25	Earnings/Rank
1995	22	18	2	1		7	15	$144,419/5
2015	4	1						3,018/205
2016	3	3					1	22,485/151
2017	8	3				1	1	27,460/125
Total	37	25	2	1		8	17	197,382

*** Majors and World Golf Championships are considered official on multiple tours***

PGA TOUR TOP TOURNAMENT SUMMARY

Year	96	97	98	99	00	01	02	03	04	05	06	07	08
Masters		T21	CUT	CUT	CUT	T31	CUT	CUT	T22	T43	T19	T7	T14
U.S. Open		T36	T10	CUT	CUT	CUT	T37	CUT	CUT	CUT	CUT	T26	T36
The Open Championship		T20	CUT	CUT	T11	61	T2	T15	T36	T41	CUT	CUT	T51
PGA Championship		T61	CUT	CUT	T4	T16	T17	T23	T17	T15	T55	T12	T15
THE PLAYERS		T14	CUT	CUT	T22	T33	T28	T21	CUT	CUT	CUT	T16	T15
Dell Technologies Match Play				T33	T33	T9	T33	T33	T17	T17	T33	T33	T9
Bridgestone Invitational				T23	T20	T5	T42	T46	T9	T13	T71	T14	T2
Mexico Championship				T30	T25	CNL	T11	T2	T16	T11	T6	T35	T34
THE NORTHERN TRUST												CUT	T19
Dell Technologies Championship												CUT	T33
BMW Championship												T25	T38
TOUR Championship													T10

Year	09	10	11	12	13	14
Masters	T30		CUT			
U.S. Open	CUT	T29				
The Open Championship	T65					
PGA Championship	CUT	T68				
THE PLAYERS	CUT		CUT			T77
Dell Technologies Match Play	T33					
Bridgestone Invitational	T51	T63	76			
Mexico Championship	T61					
HSBC Champions		T69	T42			
THE NORTHERN TRUST		T52	WD		T41	T2
Dell Technologies Championship		T57			T65	CUT
BMW Championship		T60				T46

NATIONAL TEAMS: Presidents Cup (5), 1998, 2000, 2003, 2005, 2007; World Cup (2), 2003, 2009; Dunhill Cup (3), 1997, 1998, 1999.



Ryan Armour

EXEMPT STATUS: 11th on 2017 Web.com Tour priority list
FULL NAME: Ryan Patrick Armour
HEIGHT: 5-9
WEIGHT: 170
BIRTHDATE: February 27, 1976
BIRTHPLACE: Akron, Ohio
RESIDENCE: Jupiter, Florida
FAMILY: Wife, Erin; Patrick David, Nicholas John

EDUCATION: Ohio State University (1999, Communications)
SPECIAL INTERESTS: All sports, reading
TURNED PROFESSIONAL: 1999
Q SCHOOL: 2006
JOINED TOUR: 2007
Web.com Tour Graduate (2014, 2016, 2017)

BEST PGA TOUR CAREER FINISH:

4—2007 Mayakoba Golf Classic at Riviera Maya-Cancun.

WEB.COM TOUR VICTORIES (1):

2016 Panama Claro Championship.

2016-17 SEASON:

Made 20 starts on the PGA TOUR with a T4 at the Wyndham Championship, the final event of the regular season, his lone top-10. After failing to qualify for the FedExCup Playoffs, competed in three of the Web.com Tour Finals. Was 11th in the final priority-ranking order. Secured his PGA TOUR card for the 2017-18 season with a fifth-place finish on the 2017 Web.com Tour Finals money list (excluding the 25)…Secured a return to the PGA TOUR with a runner-up finish at the Web.com Tour's Nationwide Children's Hospital Championship at his alma mater of Ohio State University Golf Club. Bogeyed the 72nd hole to finish one shot short of Peter Uihlein in Columbus, Ohio. Took the 54-hole lead by two shots with a 6-under 65 in the third round…Making his 103rd PGA TOUR start, finished T4 at the Wyndham Championship for his fourth top-10 finish of his career and first since a T6 at the 2007 Valero Texas Open. Finished five strokes behind champion Henrik Stenson. Had missed the cut in his three previous starts at the Wyndham Championship (2007, 2008, 2015).

PERSONAL:

Attended Walsh Jesuit High School in Cuyahoga Falls, Ohio. Played high school basketball…Earliest golf memory is having Sunday brunch and playing golf with his family…Biggest thrill outside golf was the birth of his sons…Bucket list includes retiring to New York City…Favorite motto is "Have you worked hard enough today?"…Would round out his dream foursome with Woody Hayes, Jack Nicklaus and any U.S. President…Favorite college team is Ohio State and pro team is the Pittsburgh Steelers.

PLAYER STATISTICS

MISCELLANEOUS PGA TOUR STATISTICS

Career PGA TOUR Low Round/Round: 61–2017 Wyndham Championship/2
Largest Career PGA TOUR Paycheck/Finish: $168,000–2007 Mayakoba Golf Classic at Riviera Maya–Cancun/4
Career High FedExCup Rank: After 2007 Mayakoba Golf Classic at Riviera Maya-Cancun/37
Career High Official World Rank: After 2016 Masters Tournament/285

PGA TOUR CAREER SUMMARY — PLAYOFF RECORD: 0-0

Year	Events Played	Cuts Made	1st	2nd	3rd	Top 10	Top 25	FedExCup Pts/ Rank	Earnings/ Rank
2007	32	21				3	7	86,215/128	$862,979/121
2008	32	13					4	1,427/158	354,508/172
2010	1								
2015	17	6					1	123/195	144,229/199
2016	1	1					1		32,455/
2017	20	11				1	1	222/159	443,006/160
Total	104	52				4	14		1,837,176

WEB.COM TOUR

Year	Events Played	Cuts Made	1st	2nd	3rd	Top 10	Top 25	Earnings/Rank
1994A	1							
2000	2							
2004	29	14			1	5	9	$140,418/38
2005	24	12		1	1	4	7	161,268/30
2006	27	21				4	15	174,267/31
2009	26	13				2	7	96,917/62
2010	28	16				1	8	83,214/77
2011	25	10		1		2	6	115,706/54
2012	26	4		1		1	1	44,392/113
2014	24	14		1		5	7	180,856/20
2015	4	2					1	23,369/161
2016	22	12	1			3	7	200,629/12
2017	3	3		1		1	2	118,206/54
Total	241	121	1	5	2	28	70	1,341,601

*** Majors and World Golf Championships are considered official on multiple tours***

PGA TOUR TOP TOURNAMENT SUMMARY

Year	07	08
THE PLAYERS		WD
THE NORTHERN TRUST	T21	



Matt Atkins

EXEMPT STATUS: 28th on 2017 Web.com Tour priority list
FULL NAME: Matthew David Atkins
HEIGHT: 5-9
WEIGHT: 160
BIRTHDATE: December 13, 1990
BIRTHPLACE: Aston, Pennsylvania
RESIDENCE: North Augusta, South Carolina
FAMILY: Wife, Jill

EDUCATION: University of South Carolina-Aiken (2013, Business Management)
SPECIAL INTERESTS: Fellowship with his friends, ping pong, basketball, football, pool and cornhole
TURNED PROFESSIONAL: 2013
JOINED TOUR: 2018
Web.com Tour Graduate (2017)

BEST PGA TOUR CAREER FINISH:
T63—2016 The RSM Classic.

WEB.COM TOUR VICTORIES (1):
2017 El Bosque Mexico Championship by Innova.

2016-17 SEASON:
Finished the Web.com Tour season with 25 starts, one win, two additional top-10s and 15 cuts made. Was 28th in the final priority-ranking order. Secured his PGA TOUR card for the 2017-18 season with a 19th-place finish on the 2017 Web.com Tour Regular Season money list…Entered the final round of the DAP Championship with a share of the 54-hole lead but dropped into a tie for sixth with a final-round 4-over 74 that included a hole-in-one on the par-3 seventh. Secured the 36-hole lead by two shots with rounds of 64-68 to open at Canterbury Golf Club. Shared the 18-hole lead with Nicholas Lindheim after opening with a 6-under 64…Birdied the 72nd hole of the Digital Ally Open for a T8…Arrived in Mexico with one made cut in six starts, but secured his maiden Tour win at the El Bosque Mexico Championship in his 48th career start. Successfully converted the 54-hole lead into a victory with a final-round 68, good for a three-shot win over Sebastian Munoz. Moved from No. 87 to No. 6 on the Regular Season money list and remained inside the 25 for the remainder of the season.

PERSONAL:
Graduated from Apollo High School in Owensboro, Ky. in 2009…Earliest golf memory was playing with his dad for the first time, hitting a tee shot down the middle of the fairway and chasing after it to hit the next shot…Turned to golf knowing "every time you walk off the course you feel like you could have done better at something."…Favorite course is Palmetto GC in Aiken, S.C…Favorites include Chick Fil A for breakfast, "chick flicks" and heart-warming movies, desserts, The Bible, and Charleston, S.C…Motto is "We're far worse than we ever imagined, and for more loved than we could ever dream."…Twitter handle is @MattAtkinsUSCA

PLAYER STATISTICS

MISCELLANEOUS PGA TOUR STATISTICS
Career PGA TOUR Low Round/Round: 67–2 times, most recent 2017 Sanderson Farms Championship/1
Largest Career PGA TOUR Paycheck/Finish: $11,970–2016 The RSM Classic/T63
Career High Official World Rank: After 2017 the Memorial Tournament presented by Nationwide/313

PGA TOUR CAREER SUMMARY — PLAYOFF RECORD: 0-0

Year	Events Played	Cuts Made	1st	2nd	3rd	Top 10	Top 25	FedExCup Pts/ Rank	Earnings/ Rank
2016	1	1							$11,970/
2017	1	1							8,190/
Total	3	2							20,160

WEB.COM TOUR

Year	Events Played	Cuts Made	1st	2nd	3rd	Top 10	Top 25	Earnings/Rank
2015	17	3						$6,930/174
2016	24	12		1		2	6	138,748/32
2017	25	15	1			3	8	192,029/19
Total	66	30	1	1		5	14	391,708

*** Majors and World Golf Championships are considered official on multiple tours***

Aaron Baddeley (BAD-lee)

EXEMPT STATUS: 2015-16 tournament winner (through 2017-18)
FULL NAME: Aaron John Baddeley
HEIGHT: 6-0
WEIGHT: 175
BIRTHDATE: March 17, 1981
BIRTHPLACE: Lebanon, New Hampshire
RESIDENCE: Scottsdale, Arizona

FAMILY: Wife, Richelle; Jewell Kalaiah (11/12/08), Jolee Zarriah (5/21/10), Jeremiah Aaron (12/5/12), Josiah Luke (1/18/15), Jaddex (6/9/17)
SPECIAL INTERESTS: Family, music, fitness
TURNED PROFESSIONAL: 2000
JOINED TOUR: 2003
Web.com Tour Graduate (2002)

PGA TOUR VICTORIES (4):

2006 Verizon Heritage. **2007** FBR Open. **2011** Northern Trust Open. **2016** Barbasol Championship.

INTERNATIONAL VICTORIES (4):

1999 Holden Australian Open [Aus]. **2000** Holden Australian Open [Aus]. **2001** Greg Norman Holden International [Aus]. **2007** MasterCard Masters [Aus].

2016-17 SEASON:

Collected four top-25s in 20 starts, including two top-10s. Failed to reach the FedExCup Playoffs for the second time in the 11 years of the FedExCup…Overcame a 1-over 73 in round three of the Valero Texas Open with a 68 in Sunday's final round at TPC San Antonio to finish alone in fifth at 8-under 280…Opened the CIMB Classic with a 6-under 67 at TPC Kuala Lumpur. Closed with rounds of 71-69-68 for a T10, marking his second consecutive top-10 finish in the event, following a T5 in 2014.

PERSONAL:

Born in New Hampshire before family moved back to Australia when Aaron was only 2. Father Ron served as chief mechanic for Mario Andretti's race team in New Hampshire. Holds dual American and Australian citizenship…Introduced to golf at age 8 by his grandmother, Jean Baddeley…Hobbies include fitness, sports, reading, go-karting, fishing and spending time with his wife and children…Started a junior event, The Aaron Baddeley International Junior Championship, in 2001 that has become one of the leading junior events in the world and is the only junior tournament that gives an exemption to the men's and women's Australian Open, Australian Masters and the Australian Ladies Masters.

PLAYER STATISTICS

MISCELLANEOUS PGA TOUR STATISTICS
Career PGA TOUR Low Round/Round: 62–2 times, most recent 2003 Valero Texas Open/4
Largest Career PGA TOUR Paycheck/Finish: $1,170,000–2011 Northern Trust Open/1
Career High FedExCup Rank: After 2011 Mayakoba Golf Classic at Riviera Maya-Cancun/4
Career High Official World Rank: After 2008 EDS Byron Nelson Championship/16

PGA TOUR CAREER SUMMARY — PLAYOFF RECORD: 1-1

Year	Events Played	Cuts Made	1st	2nd	3rd	Top 10	Top 25	FedExCup Pts/ Rank	Earnings/ Rank
2000A	9	1							
2001	9	2							$19,435/
2002	3	2							16,380/
2003	20	15		1		3	4		989,168/73
2004	27	16		1		1	3		632,876/123
2005	27	16				5	8		1,006,006/78
2006	25	14	1			2	6		1,516,513/55
2007	23	19	1	1		7	13	103,350/6	3,441,119/10
2008	22	17		1		3	9	101,375/43	1,665,587/49
2009	23	14				2	6	431/111	837,065/101
2010	26	21			1	2	4	559/94	879,317/110
2011	22	17	1		1	5	11	1,007/14	3,094,693/20
2012	22	16				3	6	770/78	1,215,753/76
2013	24	10				2	4	526/101	721,024/113
2014	24	13				2	4	528/114	942,559/102
2015	25	13				1	3	336/157	439,925/165
2016	28	19	1			5	7	922/69	1,644,915/61
2017	20	11				2	4	325/138	755,356/132
Total	380	236	4	4	2	45	92		19,817,689

WEB.COM TOUR

Year	Events Played	Cuts Made	1st	2nd	3rd	Top 10	Top 25	Earnings/Rank
2001	1	1						$1,413/279
2002	17	11		3	1	5	9	216,536/
2015	4	2						12,216/199
Total	22	14		3	1	5	9	230,165

*** Majors and World Golf Championships are considered official on multiple tours***

PGA TOUR TOP TOURNAMENT SUMMARY

Year	00	01	02	03	04	05	06	07	08	09	10	11	12
Masters	CUT	CUT						T52	CUT	T17		T47	T40
U.S. Open	CUT				CUT			T13	T29		CUT	CUT	CUT
The Open Championship		CUT			CUT		CUT	CUT	CUT			CUT	T69
PGA Championship				T57			T55	CUT	T13	CUT		CUT	T42
THE PLAYERS					CUT	78	CUT	T37	T32	T9	CUT	T6	CUT
Dell Technologies Match Play								T9	T9	T33			T33
Bridgestone Invitational							T54	T20	T43			T11	T8
Mexico Championship		CNL						T6	T15	DQ		T28	12
HSBC Champions												T23	
THE NORTHERN TRUST								T25	CUT	CUT	T56	T13	CUT
Dell Technologies Championship								5	T73		69	T77	T42
BMW Championship								2	T10			T22	
TOUR Championship								24				T3	

Year	13	14	15	16	17
U.S. Open	CUT	T23			
The Open Championship					T27
PGA Championship				T49	
THE PLAYERS	CUT	CUT	CUT	CUT	T41
THE NORTHERN TRUST	T43	CUT		CUT	
Dell Technologies Championship				T67	
BMW Championship				T61	

NATIONAL TEAMS: Presidents Cup (1), 2011; World Cup (1), 2001.

Sangmoon Bae (BAY)

EXEMPT STATUS: Major Medical Extension
FULL NAME: Sangmoon Bae
HEIGHT: 6-0
WEIGHT: 180
BIRTHDATE: June 21, 1986
BIRTHPLACE: Dae Gu, South Korea
RESIDENCE: Kyunggi-do, South Korea

FAMILY: Single
EDUCATION: Sungkyunkwan University (2011)
SPECIAL INTERESTS: Baseball, skiing, soccer
TURNED PROFESSIONAL: 2004
JOINED TOUR: 2012

PGA TOUR VICTORIES (2):

2013 HP Byron Nelson Championship. **2015** Frys.com Open.

INTERNATIONAL VICTORIES (13):

2006 Emerson Pacific Group Open [Kor]. **2007** SK Telecom Open [Asia]. **2008** KEB Invitational [Kor], Fortis International Challenge [with Kim Hyung-tae], Kolon-Hana Bank Korean Open [Asia], KPGA KEB Invitational [Kor]. **2009** GS Caltex Maekyung Open [OneAsia]. **2010** SK Telecom Open [OneAsia]. **2011** Vana H Cup KBC Augusta [Jpn], Coca-Cola Tokai Classic [Jpn], Japan Open [Jpn]. **2013** Shinhan Donghae Open [Kor], **2014** Shinhan Donghae Open [Kor].

2016-17 SEASON:

Did not make a PGA TOUR start while completing his two-year mandatory military obligation in South Korea. Will play the 2017-18 season on a Major Medical Extension, with 27 available events to earn 365 FedExCup points (equal to No. 125 J.J. Henry's total from the 2016-17 FedExCup points list) to remain exempt for the remainder of the season.

PERSONAL:

Following the 2015 Presidents Cup, served as a rifleman in the South Korean army as part of a mandatory two-year military commitment. Returned to the PGA TOUR at the 2017 Safeway Open, site of his second PGA TOUR win…Achieved his goal of playing Augusta National when he qualified for the 2012 Masters Tournament…Favorite food is Korean barbecue…Would include Tiger Woods as one of the players in his dream foursome…Began playing at age 11 at the urging of his parents, who both play. Was more interested in baseball as a youth before turning his full-time athletic attention to golf…Was the fourth Korean-born player to win on the PGA TOUR, joining K.J. Choi, Y.E. Yang and Kevin Na. He was the sixth player of Korean descent to win, joining Choi, Yang, Na, Anthony Kim and John Huh. Kim and Huh were both born in the United States.

PLAYER STATISTICS

MISCELLANEOUS PGA TOUR STATISTICS

Career PGA TOUR Low Round/Round: 63–2 times, most recent 2015 The Barclays/3
Largest Career PGA TOUR Paycheck/Finish: $1,206,000–2013 HP Byron Nelson Championship/1
Career High FedExCup Rank: After 2015 CIMB Classic/1
Career High Official World Rank: After 2011 OMEGA Mission Hills World Cup/26

PGA TOUR CAREER SUMMARY — PLAYOFF RECORD: 0-1

Year	Events Played	Cuts Made	1st	2nd	3rd	Top 10	Top 25	FedExCup Pts/ Rank	Earnings/ Rank
2009	2								
2011	2	1							$37,351/
2012	25	17		1		2	4	608/96	1,165,952/83
2013	26	16	1			2	2	918/69	1,714,640/51
2014	24	13					6	466/122	718,111/124
2015	30	20	1			5	6	390/26	2,599,632/34
Total	109	67	2	1		9	18		6,235,686

*** Majors and World Golf Championships are considered official on multiple tours***

PGA TOUR TOP TOURNAMENT SUMMARY

Year	09	10	11	12	13	14	15
Masters				T37		CUT	T33
U.S. Open	CUT		T42	CUT	CUT		
The Open Championship			CUT	T64			
PGA Championship				T54	CUT		64
THE PLAYERS				CUT	T33	68	T30
Dell Technologies Match Play				T5			
Bridgestone Invitational				66	T53		T63
Mexico Championship				71			T46
THE NORTHERN TRUST				CUT	CUT	CUT	T6
Dell Technologies Championship				78	CUT		T39
BMW Championship					T54		T53
TOUR Championship							T18

NATIONAL TEAMS: Presidents Cup (1) 2015; World Cup (2), 2008, 2013; Royal Trophy (1), 2011.

Briny Baird

EXEMPT STATUS: Major Medical Extension
FULL NAME: Michael Jancey Baird
HEIGHT: 5-11
WEIGHT: 185
BIRTHDATE: May 11, 1972
BIRTHPLACE: Miami Beach, Florida
RESIDENCE: Jupiter, Florida
FAMILY: Wife, Laura; Madison Kaye (3/10/03), Taylor Rae (2/1/05), Brody Gray (12/3/07)

EDUCATION: Valdosta State University (1995, Communications)
SPECIAL INTERESTS: Fishing
TURNED PROFESSIONAL: 1995
Q SCHOOL: 1998
JOINED TOUR: 1999
Web.com Tour Graduate (2000)

BEST PGA TOUR CAREER FINISH:

2—2001 John Deere Classic,2011 Frys.com Open, T2—2003 Buick Open,2004 FUNAI Classic at the WALT DISNEY WORLD Resort,2009 Verizon Heritage,2014 The McGladrey Classic.

WEB.COM TOUR VICTORIES (1):

2000 Monterrey Open.

2016-17 SEASON:

Did not make a PGA TOUR start for the third consecutive season due to injury that dates back to 2012. Will have nine events during the 2017-18 PGA TOUR season to earn 72 FedExCup points or $96,029 as part of the Major Medical Extension.

PERSONAL:

MVP of high school soccer team…Father, Butch, won twice while playing the PGA TOUR and was a two-time PGA TOUR Champions winner…Has an unusual putting style he adopted from his teacher in 1999. Keeps most of his weight on his left foot, which is placed decidedly forward, to encourage remaining still over putts.

PLAYER STATISTICS

MISCELLANEOUS PGA TOUR STATISTICS
Career PGA TOUR Low Round/Round: 62–4 times, most recent 2008 Wyndham Championship/3
Largest Career PGA TOUR Paycheck/Finish: $540,000–2011 Frys.com Open/2
Career High FedExCup Rank: After 2014 The McGladrey Classic/7
Career High Official World Rank: After 2004 BellSouth Classic/53

PGA TOUR CAREER SUMMARY — PLAYOFF RECORD: 0-1

Year	Events Played	Cuts Made	1st	2nd	3rd	Top 10	Top 25	FedExCup Pts/ Rank	Earnings/ Rank
1999	28	12							$115,357/186
2001	31	22		1		2	6		812,001/63
2002	33	22			1	2	6		817,514/82
2003	33	24		1	1	7	16		2,202,519/22
2004	30	21		1		3	9		1,156,517/69
2005	33	18				2	5		624,191/126
2006	25	16				3	8		844,547/102
2007	31	26				1	7	88,298/101	985,453/100
2008	30	26				3	14	105,609/27	2,039,808/37
2009	28	16		1		3	6	733/80	1,186,982/78
2010	28	15				1	6	458/111	753,577/127
2011	19	11		1		3	3	258/151	942,286/95
2012	13	6					1	92/196	154,111/196
2014	17	8		1		1	1	366/141	616,316/134
Total	379	243		6	2	31	88		13,251,178

WEB.COM TOUR

Year	Events Played	Cuts Made	1st	2nd	3rd	Top 10	Top 25	Earnings/Rank
1996	22	8					2	$11,369/115
1997	23	11				2	7	33,433/58
2000	26	19	1	1		9	14	271,897/4
2011	2	1						1,754/282
2013	2							
Total	75	39	1	1		11	23	318,453

*** Majors and World Golf Championships are considered official on multiple tours***

PGA TOUR TOP TOURNAMENT SUMMARY

Year	99	00	01	02	03	04	05	06	07	08	09	10	11
Masters						CUT					CUT		
U.S. Open			T40			CUT					CUT		CUT
The Open Championship											CUT		
PGA Championship			T22	T43	T39	T37				T42	CUT		
THE PLAYERS				T49	T11	T33	T56		CUT	4	CUT	CUT	
Dell Technologies Match Play						T33							
Mexico Championship											T31		
THE NORTHERN TRUST									T41	T48	CUT	CUT	
Dell Technologies Championship									T30	T21	T61		
BMW Championship										T38			
TOUR Championship										T27			

Year	12	13	14
THE PLAYERS	WD		WD



Blayne Barber

EXEMPT STATUS: 122nd in 2016-17 FedExCup points
FULL NAME: Blayne Lawrence Barber
HEIGHT: 5-10
WEIGHT: 165
BIRTHDATE: December 25, 1989
BIRTHPLACE: Lake City, Florida
RESIDENCE: Auburn, Alabama

FAMILY: Wife, Morgan; Emma Elizabeth (5/28/15), Ford Lawrence (6/12/17)
EDUCATION: Auburn University (2012, Finance)
SPECIAL INTERESTS: Hunting, remote-control airplanes, reading
TURNED PROFESSIONAL: 2012
JOINED TOUR: 2014-15
Web.com Tour Graduate (2014)

BEST PGA TOUR CAREER FINISH:

T2—2017 The RSM Classic.

WEB.COM TOUR VICTORIES (1):

2014 South Georgia Classic.

2016-17 SEASON:

Collected three top-25 finishes, with a playoff loss in The RSM Classic in the fall being his closest brush with victory. Advanced to the FedExCup Playoffs for the second straight season…A missed cut at THE NORTHERN TRUST, the first of four FedExCup Playoffs events, resulted in an end to his season at No. 122 in the final standings…Posted four rounds in the 60s, including an opening-round 63, en route to a career-best runner-up finish at The RSM Classic. At 17-under 265, earned a ticket into a five-man playoff eventually won by Mackenzie Hughes. Was eliminated on the third extra hole with a bogey on the par-3 17th hole.

PERSONAL:

Disqualified himself for a rules violation (signing an incorrect scorecard) after advancing through the first stage of the 2012 PGA TOUR Qualifying School at Callaway Gardens in Pine Mountain, Ga. after apparently brushing a leaf in a bunker in the fourth round, assessed himself a one-stroke penalty, when in fact, the penalty should have been two strokes. He played the final two rounds because his caddie was certain the leaf had not moved in the first place. After wrestling with the decision for six days, he called the PGA TOUR and disqualified himself to protect the field. "I continued to pray about it and think about it, and I just did not have any peace about it," Barber told Golfweek. "I knew I needed to do the right thing. I knew it was going to be disqualification." His honesty allowed six other players to advance to the second stage…Twitter handle is @BlayneBarberAU.

PLAYER STATISTICS

MISCELLANEOUS PGA TOUR STATISTICS

Career PGA TOUR Low Round/Round: 63–2017 The RSM Classic/1
Largest Career PGA TOUR Paycheck/Finish: $396,000–2017 The RSM Classic/T2
Career High FedExCup Rank: After 2017 The RSM Classic/29
Career High Official World Rank: After 2015 Zurich Classic of New Orleans/177

PGA TOUR CAREER SUMMARY — PLAYOFF RECORD: 0-1

Year	Events Played	Cuts Made	1st	2nd	3rd	Top 10	Top 25	FedExCup Pts/ Rank	Earnings/ Rank
2013	3	2					1		$52,110/
2015	26	12				4	5	380/145	768,383/122
2016	27	16			1	1	4	628/101	768,585/119
2017	25	13		1		1	3	381/122	823,082/122
Total	81	43		1	1	6	13		2,412,160

WEB.COM TOUR

Year	Events Played	Cuts Made	1st	2nd	3rd	Top 10	Top 25	Earnings/Rank
2011A	1							
2012	2	2					1	$13,000/167
2013	7	3		1		2	2	56,586/85
2014	20	16	1		1	6	12	269,111/7
Total	30	21	1	1	1	8	15	381,038

*** Majors and World Golf Championships are considered official on multiple tours***

PGA TOUR TOP TOURNAMENT SUMMARY

Year	15	16	17
U.S. Open	CUT		
THE PLAYERS			T16
THE NORTHERN TRUST		T41	CUT

NATIONAL TEAMS: Walker Cup (1), 2011; Palmer Cup (1), 2011.



Ricky Barnes

EXEMPT STATUS: 139th in 2016-17 FedExCup points
FULL NAME: Richard Kyle Barnes
HEIGHT: 6-2
WEIGHT: 200
BIRTHDATE: February 6, 1981
BIRTHPLACE: Stockton, California
RESIDENCE: Phoenix, Arizona

FAMILY: Wife, Suzanne; Brady (8/4/11), Natalie (4/22/13)
EDUCATION: University of Arizona (2003, Communications)
SPECIAL INTERESTS: Playing and watching sports
TURNED PROFESSIONAL: 2003
JOINED TOUR: 2009
Web.com Tour Graduate (2008, 2013, 2015)

BEST PGA TOUR CAREER FINISH:
T2—2009 U.S. Open.

OTHER VICTORIES (1):
2010 CVS/Caremark Charity Classic [with J.B. Holmes]

2016-17 SEASON:
Recorded seven top-25s in 31 PGA TOUR starts. After failing to qualify for the FedExCup Playoffs at No. 139 in the standings, competed in all four of the Web.com Tour Finals, with two missed cuts, a T33 and a withdrawal from the Web.com Tour Championship…Posted four rounds in the 60s to finish T15 at the Barbasol Championship, his best showing of the 2016-17 PGA TOUR Season.

PERSONAL:
Established the Ricky Barnes Foundation…Lists Larry Bird as his hero…Got his start in golf from his parents…His dad, Bruce, was a punter for the New England Patriots (1973-74)…Married to professional volleyball player Suzanne Stonebarger.

PLAYER STATISTICS

MISCELLANEOUS PGA TOUR STATISTICS
Career PGA TOUR Low Round/Round: 62–2010 the Memorial Tournament presented by Nationwide Insurance/3
Largest Career PGA TOUR Paycheck/Finish: $559,830–2009 U.S. Open Championship/T2
Career High FedExCup Rank: After 2012 AT&T Pebble Beach National Pro-Am/16
Career High Official World Rank: After 2010 RBC Canadian Open/58

PGA TOUR CAREER SUMMARY — PLAYOFF RECORD: 0-0

Year	Events Played	Cuts Made	1st	2nd	3rd	Top 10	Top 25	FedExCup Pts/ Rank	Earnings/ Rank
2000A	1								
2002A	1								
2003A	4	3					2		
2003	6								
2004	7	2					1		$85,520/
2005	1								
2006	2	1							6,947/
2007	2	1							12,540/
2009	23	11		1		1	1	300/142	684,863/120
2010	28	23			1	6	9	1,027/64	1,835,195/43
2011	23	16				2	4	556/97	951,587/92
2012	28	18			1	1	4	696/89	805,408/112
2013	26	11					5	342/132	553,878/130
2014	27	19				2	5	530/113	706,855/127
2015	27	13			1	1	4	347/155	614,455/145
2016	29	20				4	7	844/71	1,158,800/92
2017	31	19					7	324/139	697,624/138
Total	267	157		1	3	17	49		8,113,670

WEB.COM TOUR

Year	Events Played	Cuts Made	1st	2nd	3rd	Top 10	Top 25	Earnings/Rank
2003	1							
2004	8	6				2	3	$40,577/106
2005	15	11				2	5	60,014/82
2006	26	24		1		4	10	199,276/23
2007	28	17				1	6	82,774/71
2008	26	19			1	9	12	218,902/25
2009	1	1					1	13,050/180
2013	4	1				1	1	34,750/130
2015	3	3				1	3	59,255/91
2017	4	2						5,475/224
Total	116	84		1	1	20	41	714,074

*** Majors and World Golf Championships are considered official on multiple tours***

PGA TOUR TOP TOURNAMENT SUMMARY

Year	00	01	02	03	04	05	06	07	08	09	10	11	12
Masters				21							T10	T20	
U.S. Open	CUT		CUT	T59				CUT		T2	T27		
The Open Championship				CUT							T44	T57	
PGA Championship											CUT	T56	
THE PLAYERS											CUT	CUT	T46
THE NORTHERN TRUST											CUT	CUT	T24
Dell Technologies Championship											T57	76	CUT
BMW Championship											T67		

Year	13	14	15	16	17
THE PLAYERS	T72		CUT	CUT	T65
THE NORTHERN TRUST		T68		T53	
Dell Technologies Championship				T53	

Charlie Beljan (BELL-jun)

EXEMPT STATUS: Major Medical Extension
FULL NAME: Charlie Benjamin Beljan
HEIGHT: 6-4
WEIGHT: 215
BIRTHDATE: October 10, 1984
BIRTHPLACE: Mesa, Arizona
RESIDENCE: Mesa, Arizona
FAMILY: Wife, Merisa; Graham Mac (9/12/12)

EDUCATION: University of New Mexico (2007, Communications)
SPECIAL INTERESTS: Motorcycles, boats, guns
TURNED PROFESSIONAL: 2007
JOINED TOUR: 2012
Web.com Tour Alumnus

PGA TOUR VICTORIES (1):

2012 Children's Miracle Network Hospitals Classic.

2016-17 SEASON:

Will play 2017-18 season on a Major Medical Extension, with four available events to earn 449 FedExCup points or $692,861 to remain exempt for the remainder of the season. Made just eight starts during the 2016-17 campaign, with a T66 at the Waste Management Phoenix Open his only made cut.

PERSONAL:

Would round out his dream foursome with Tiger Woods, Jennifer Aniston and Kobe Bryant…Bucket list includes being strapped to the wing of a biplane. He owns two motorcycles, a Harley-Davidson Ultra Classic Electric Glide and a Suzuki GSXR 750. Has reached 170 mph racing the Suzuki on the track, and he often goes on it for rides in the nearby Superstition Mountains. Currently drives a Smart Car…If there were a TV show made about him, he says it would be on the Speed Channel or "producers would have to create a death-wish channel for me."…His paternal grandparents were from Croatia…Supports The First Tee…Played one year of high school golf at Red Mountain High School in Mesa, Ariz., with professional golfer Aaron Watkins, a friend since childhood.

PLAYER STATISTICS

MISCELLANEOUS PGA TOUR STATISTICS

Career PGA TOUR Low Round/Round: 62–2012 The Greenbrier Classic/2
Largest Career PGA TOUR Paycheck/Finish: $846,000–2012 Children's Miracle Network Hospitals Classic/1
Career High FedExCup Rank: After 2013 Northern Trust Open/13
Career High Official World Rank: After 2013 Northern Trust Open/64

PGA TOUR CAREER SUMMARY — PLAYOFF RECORD: 0-1

Year	Events Played	Cuts Made	1st	2nd	3rd	Top 10	Top 25	FedExCup Pts/ Rank	Earnings/ Rank
2008	1								
2009	1								
2012	22	9	1		1	3	3	222/160	$1,373,528/63
2013	24	7		1		1	3	459/112	916,229/90
2014	26	12				1	5	409/130	712,652/126
2015	27	11			1	1	3	369/149	782,546/120
2016	13	1						1/247	11,160/245
2017	8	1						4/239	13,869/239
Total	122	41	1	1	2	6	14		3,809,983

WEB.COM TOUR

Year	Events Played	Cuts Made	1st	2nd	3rd	Top 10	Top 25	Earnings/Rank
2009	1							
2011	1	1						$1,526/295
2012	2	2						7,280/189
2017	5							
Total	9	3						8,806

*** Majors and World Golf Championships are considered official on multiple tours***

PGA TOUR TOP TOURNAMENT SUMMARY

Year	08	09	10	11	12	13	14	15
U.S. Open	CUT	CUT						T18
PGA Championship						CUT		
THE PLAYERS						CUT	T48	
THE NORTHERN TRUST						CUT		

David Berganio, Jr.

EXEMPT STATUS: Top Finishers from the Web.com Tour Medical
FULL NAME: David Berganio, Jr.
HEIGHT: 5-11
WEIGHT: 170
BIRTHDATE: January 14, 1969
BIRTHPLACE: Los Angeles, California
RESIDENCE: Sylmar, California
FAMILY: Single
EDUCATION: University of Arizona
SPECIAL INTERESTS: Basketball
TURNED PROFESSIONAL: 1993
Q SCHOOL: 1996, 2008
JOINED TOUR: 1997
Web.com Tour Graduate (1996, 2000)

BEST PGA TOUR CAREER FINISH:
2—2002 Bob Hope Chrysler Classic.

WEB.COM TOUR VICTORIES (3):
1996 Monterrey Open. **1999** Permian Basin Open. **2000** Omaha Classic.

2016-17 SEASON:
Did not make a PGA TOUR start for the eighth consecutive season. Will have seven events in the 2017-18 PGA TOUR Season to earn $547,166 (coupled with $115,517 from 2009) to clear the top finishers from Web.com Tour Medical category. Extension dates to 2009 season, when lingering back issues limited schedule to just 15 starts.

PERSONAL:
Played on the same college team at Arizona as PGA TOUR member Jim Furyk…Was introduced to the game while growing up in an economically-depressed area of Los Angeles by a local priest who gave him his first set of clubs.

PLAYER STATISTICS

MISCELLANEOUS PGA TOUR STATISTICS
Career PGA TOUR Low Round/Round: 63–2 times, most recent 2009 The 50th Bob Hope Classic hosted by Arnold Palmer/1
Largest Career PGA TOUR Paycheck/Finish: $432,000–2002 Bob Hope Chrysler Classic/2
Career High FedExCup Rank: After 2009 FBR Open/60
Career High Official World Rank: After 2002 Bob Hope Chrysler Classic/99

PGA TOUR CAREER SUMMARY — PLAYOFF RECORD: 0-1

Year	Events Played	Cuts Made	1st	2nd	3rd	Top 10	Top 25	FedExCup Pts/ Rank	Earnings/ Rank
1991A	1								
1992A	2								
1993A	2	1							
1993	2	1							$2,486/302
1994	4	1							5,105/273
1996	4	2					1		36,590/211
1997	30	14				1	3		118,290/155
1998	3	1							6,487/300
1999	5	4							48,015/228
2000	4	3							34,625/
2001	25	16			1	4	6		685,082/76
2002	30	13		1		1	2		573,151/115
2003	15	6					1		124,065/197
2004	2								
2005	1								
2006	2	1							6,060/263
2007	3	1						44/250	11,025/251
2008	1								
2009	15	7						93/196	115,517/205
Total	151	71		1	1	6	13		1,766,499

WEB.COM TOUR

Year	Events Played	Cuts Made	1st	2nd	3rd	Top 10	Top 25	Earnings/Rank
1993	1							
1994	5	4					2	$6,830/123
1995	4							
1996	21	17	1	3		7	12	146,047/4
1998	20	14				6	8	76,969/32
1999	21	10	1		1	3	7	80,399/29
2000	24	17	1			4	14	196,512/11
2004	1	1						
2005	2	1						1,500/327
2006	2	1						1,815/275
2007	3	3						11,839/204
2008	1							
2012	1	1						2,081/249
2013	1							
2015	2	1						1,293/249
Total	109	70	3	3	1	20	43	525,285

*** Majors and World Golf Championships are considered official on multiple tours***

PGA TOUR TOP TOURNAMENT SUMMARY

Year	92	93	94	95	96	97	98	99	00	01	02	03	04
Masters	CUT					CUT							
U.S. Open		CUT	T47		T16			T28	CUT				
THE PLAYERS											WD	T56	

Year	05	06
U.S. Open		CUT

NATIONAL TEAMS: Walker Cup (1), 1993.



Daniel Berger

EXEMPT STATUS: 2016-17 tournament winner (through 2018-19)
FULL NAME: Daniel F. Berger
HEIGHT: 6-1
WEIGHT: 175
BIRTHDATE: April 7, 1993
BIRTHPLACE: Plantation, Florida
RESIDENCE: Jupiter, Florida

FAMILY: Single
EDUCATION: Florida State University
TURNED PROFESSIONAL: 2013
JOINED TOUR: 2014-15
Web.com Tour Graduate (2014)

PGA TOUR VICTORIES (2):

2016 FedEx St. Jude Classic. **2017** FedEx St. Jude Classic.

2016-17 SEASON:

Advanced to the season-ending TOUR Championship for the third consecutive season, finishing No. 16 in the FedExCup standings with 20 made cuts in 26 starts. Turned in six top-10 finishes for the third straight season, highlighted by his second TOUR victory, winning the FedEx St. Jude Classic in back-to-back years…In his first appearance in the Presidents Cup, went 2-1 at Liberty National to help lead the United States to a 19-11 victory over the International Team, becoming the youngest player and first rookie to clinch the winning point for the victorious U.S. squad. With victory all but assured, accounted for one of just three victories for the Americans during the singles competition on the final day, defeating Si Woo Kim, 2 and 1. Took a 3-up lead over Kim to the 15th hole, then halved the hole with a par to clinch at least a half point to secure victory for the United States. Later won the match on the par-4 17th with a par. Teamed with Justin Thomas in Saturday afternoon Four-ball to defeat Jhonattan Vegas and Hideki Matsuyama, 3 and 2…Highlighted by an 8-under 63 in round three of the John Deere Classic, found himself within two strokes of Patrick Rodgers' 16-under 197 lead headed into the final round. Finished with a 1-under 70 at TPC Deere Run to claim a share of fifth place at 15-under 269 in his debut in the Quad Cities tournament…Lost in a playoff to fellow Class of 2011 alum Jordan Spieth at the Travelers Championship. Came back from three strokes with three birdies on his last six holes to get to 12-under 268 to force sudden death with Spieth, who led after 18, 36 and 54. On the first extra hole, No. 18, Spieth made birdie after holing his shot from the greenside bunker and Berger was unable to make his long putt. Marked his second playoff appearance and second loss (2015 Honda Classic/Padraig Harrington)…Became the fourth player in the 60-year history of the FedEx St. Jude Classic to successfully defend their title and just the second since the event moved to TPC Southwind in 1989. Started the final round three shots back and posted one of two bogey-free rounds on Sunday, a 66, to win his second PGA TOUR title in his 74th career start at the age of 24 years, 2 months, 4 days. Became the third player to successfully defend a title in the 2016-17 PGA TOUR Season (behind Justin Thomas/CIMB Classic and Hideki Matsuyama/Waste Management Phoenix Open). Moved to 10th in the FedEx Cup standings and No. 5 in the Presidents Cup U.S. Team standings…A year after finishing T5 at the Golf Club of Houston, posted rounds of 70-67-71-67 to finish solo-fifth at the Shell Houston Open, seven strokes behind Russell Henley…Bounced back from an opening round even-par 71 at the Waste Management Phoenix Open with rounds of 66-66-68 over the final three days to finish in a tie for seventh…Making his second start of the 2016-17 PGA TOUR Season, recorded a runner-up finish at the World Golf Championships-HSBC Champions in Shanghai, China, seven shots behind winner Hideki Matsuyama. Marked his second straight top-15 in China in as many starts.

PERSONAL:

Did not play high school golf, instead competing on both the national and international levels while earning his academic diploma…Turned pro after two years at Florida State…Father, Jay, is the former director of men's tennis for the USTA, and has served as an assistant coach for the U.S. Davis Cup and Olympic tennis teams and was head coach of the 2012 U.S. Olympic tennis team…If not a professional golfer, he would be a professional tennis player. Had his first hole-in-one at age 13…Always carries turkey jerky in his golf bag…Twitter name is @danielberger59…Favorite quote is "Winning means you're willing to go longer, work harder and give more than anyone else."

PLAYER STATISTICS

MISCELLANEOUS PGA TOUR STATISTICS

Career PGA TOUR Low Round/Round: 62–2016 Travelers Championship/3
Largest Career PGA TOUR Paycheck/Finish: $1,152,000–2017 FedEx St. Jude Classic/1
Career High FedExCup Rank: After 2017 World Golf Championships-HSBC Champions/6
Career High Official World Rank: After 2017 Travelers Championship/18

PGA TOUR CAREER SUMMARY — PLAYOFF RECORD: 0-2

Year	Events Played	Cuts Made	1st	2nd	3rd	Top 10	Top 25	FedExCup Pts/ Rank	Earnings/ Rank
2014	1	1							$59,588/
2015	31	17		2		6	13	878/11	3,028,901/25
2016	26	23	1			6	12	422/26	3,290,764/24
2017	26	20	1	2		6	10	556/16	4,287,161/13
Total	84	61	2	4		18	35		10,666,414

WEB.COM TOUR

Year	Events Played	Cuts Made	1st	2nd	3rd	Top 10	Top 25	Earnings/Rank
2013	4	1						$2,350/230
2014	21	15		1	2	5	10	209,286/15
Total	25	16		1	2	5	10	225,835

*** Majors and World Golf Championships are considered official on multiple tours***

PGA TOUR TOP TOURNAMENT SUMMARY

Year	14	15	16	17
Masters			T10	T27
U.S. Open	T28		T37	CUT
The Open Championship		CUT		T27
PGA Championship		CUT	T73	CUT
THE PLAYERS		CUT	T9	T65
Dell Technologies Match Play			T61	T39
Bridgestone Invitational			WD	T17
Mexico Championship			T28	T16
HSBC Champions			T11	T2
THE NORTHERN TRUST		CUT	T70	33
Dell Technologies Championship		T12	T41	T61
BMW Championship		2	T10	T33
TOUR Championship		T12	T15	15

NATIONAL TEAMS: Presidents Cup (1), 2017; Palmer Cup (1), 2013.



Shane Bertsch (BIRCH)

EXEMPT STATUS: Top Finishers from the Web.com Tour Medical
FULL NAME: Shane Thomas Bertsch
HEIGHT: 6-2
WEIGHT: 185
BIRTHDATE: March 30, 1970
BIRTHPLACE: Denver, Colorado
RESIDENCE: Parker, Colorado

FAMILY: Wife, Monica; Brianna Dakota (3/28/02), Stella Rose (7/5/06)
EDUCATION: New Mexico Junior College; Texas A&M University (1994, Parks and Recreation)
SPECIAL INTERESTS: Fly fishing, skiing
TURNED PROFESSIONAL: 1994
JOINED TOUR: 1997
Web.com Tour Graduate (2005, 2015)

BEST PGA TOUR CAREER FINISH:
T4—2011 Frys.com Open.

WEB.COM TOUR VICTORIES (3):
2000 Upstate Classic. **2005** BMW Charity Pro-Am at The Cliffs. **2015** Rust-Oleum Championship.

2016-17 SEASON:
Made the cut in two of nine starts on the PGA TOUR, led by a T50 at the Barracuda Championship. Also made the cut in four of 10 starts on the Web.com Tour, led by a T20 at the United Leasing & Finance Championship. Will enter the 2017-18 season playing out of the Top Finishers from the Web.com Tour Medical category, with two available events to earn 348 FedExCup points or $597,069 to play out of the Web.com Tour category for the remainder of the season.

PERSONAL:
One of biggest thrills in golf was first tournament win in 1994, the Southwest Kansas Pro-Am…Favorite sports team is the Denver Broncos. Not many people know that he loves Led Zeppelin…A promising junior tennis player, he gave up the game to concentrate on golf after losing a big match to future No. 1-ranked Andre Agassi.

PLAYER STATISTICS

MISCELLANEOUS PGA TOUR STATISTICS
Career PGA TOUR Low Round/Round: 62–2010 Bob Hope Classic/1
Largest Career PGA TOUR Paycheck/Finish: $220,000–2011 Frys.com Open/T4
Career High FedExCup Rank: After 2010 Sony Open in Hawaii/45
Career High Official World Rank: After 2008 Valero Texas Open/277

PGA TOUR CAREER SUMMARY — PLAYOFF RECORD: 0-0

Year	Events Played	Cuts Made	1st	2nd	3rd	Top 10	Top 25	FedExCup Pts/ Rank	Earnings/ Rank
1993	1	1							$2,548/300
1996	28	8				1	1		65,517/188
1997	30	11					2		73,480/182
1998	2								
2002	1								
2006	34	19				1	6		697,059/123
2007	4	2						190/224	39,760/233
2008	29	20				1	8	93,510/128	841,248/126
2009	2								
2010	4	3					1	53/215	57,108/219
2011	20	11				2	3	207/168	488,584/143
2012	17	6						61/211	73,795/215
2013	1	1					1		112,000/
2014	1								
2016	9	6						91/142	105,493/204
2017	9	2						7/233	15,328/236
Total	192	90				5	22		2,571,920

WEB.COM TOUR

Year	Events Played	Cuts Made	1st	2nd	3rd	Top 10	Top 25	Earnings/Rank
1992	1							
1993	3							
1994	2	1					1	$2,323/176
1995	24	10				3	4	26,099/72
1996	1							
1997	1	1				1	1	8,833/129
1998	3	1						1,140/234
1999	27	13					3	19,724/97
2000	28	18	1		1	3	6	148,940/24
2001	24	11				2	6	60,900/68
2002	20	12				1	2	37,354/96
2003	26	16				2	8	85,558/56
2004	28	17		1	2	4	13	189,046/25
2005	26	16	1	2		5	8	263,373/8
2009	4	3					1	7,971/207
2010	5	2				1	1	22,620/137
2011	5	1						2,157/258
2012	7	6				1	2	27,550/134
2013	24	17			1	2	3	112,530/38
2014	24	16					5	71,945/66
2015	22	12	1		1	5	6	240,369/9
2017	10	4					1	13,606/159
Total	315	177	3	3	5	30	71	1,364,405

*** Majors and World Golf Championships are considered official on multiple tours***

PGA TOUR TOP TOURNAMENT SUMMARY

Year	98	99	00	01	02	03	04	05	06	07	08	09	10	11	12
U.S. Open	CUT														CUT
THE PLAYERS										CUT					
THE NORTHERN TRUST											CUT				

Zac Blair

EXEMPT STATUS: 126th in 2016-17 FedExCup points
FULL NAME: Zachary James Blair
HEIGHT: 5-7
WEIGHT: 155
BIRTHDATE: August 20, 1990
BIRTHPLACE: Salt Lake City, Utah
RESIDENCE: St. George, Utah
FAMILY: Wife, Alicia

EDUCATION: Brigham Young University (2014, Recreation Management)
SPECIAL INTERESTS: Video games, hanging out with friends, Legos
JOINED TOUR: 2014-15
Web.com Tour Graduate (2014)

BEST PGA TOUR CAREER FINISH:

3—2016 Sony Open in Hawaii.

2016-17 SEASON:

Made 21 cuts in 32 PGA TOUR starts, highlighted by one top-10. Ended his season at No. 126 in the FedExCup standings, just one spot removed from making the FedExCup Playoffs. Instead, competed in all four of the Web.com Tour Finals with one top-25 in three cuts made. Ended the Web.com Tour Finals at 37th on the Finals money list (excluding the 25)…Overcame a 3-over 75 in the third round of the Shell Houston Open to close with a 5-under 67 for a T8, his lone top-10 of the season.

PERSONAL:

Attended Fremont High School in Plain City, Utah…Father, James, played for BYU from 1974-77 and was teammates with future TOUR players Mike Brannan, John Fought, Pat McGowan, Jim Nelford and Mike Reid. He also made 22 PGA TOUR starts between 1981 and 2002, including 13 in 1984…Earliest golf memory was caddying for his dad…Biggest thrill outside golf is powder skiing in Park City, Utah…Favorite books are from the "Harry Potter" series…Dream foursome would include his dad, Tiger Woods and Tom Brady…Not many people know he collects Legos…Motto is "Big-time players make big-time putts."…Is a golf course-design enthusiast and is building a golf course near his home in St. George, Utah, called The Buck Club…Twitter name is @z_blair.

PLAYER STATISTICS

MISCELLANEOUS PGA TOUR STATISTICS

Career PGA TOUR Low Round/Round: 64–3 times, most recent 2016 Sony Open in Hawaii/3
Largest Career PGA TOUR Paycheck/Finish: $394,400–2016 Sony Open in Hawaii/3
Career High FedExCup Rank: After 2015 Frys.com Open/12
Career High Official World Rank: After 2016 Sony Open in Hawaii/119

PGA TOUR CAREER SUMMARY — PLAYOFF RECORD: 0-0

Year	Events Played	Cuts Made	1st	2nd	3rd	Top 10	Top 25	FedExCup Pts/ Rank	Earnings/ Rank
2014	1	1							$37,754/
2015	34	20				2	8	1,126/59	1,244,676/78
2016	31	19			1	2	3	557/110	903,459/112
2017	32	21				1	2	364/126	788,352/127
Total	98	61			1	5	13		2,936,487

WEB.COM TOUR

Year	Events Played	Cuts Made	1st	2nd	3rd	Top 10	Top 25	Earnings/Rank
2013A	1							
2014	12	8		2		3	6	$97,799/41
2017	4	3					1	26,830/149
Total	17	11		2		3	7	232,629

*** Majors and World Golf Championships are considered official on multiple tours***

PGA TOUR TOP TOURNAMENT SUMMARY

Year	14	15	16	17
U.S. Open	T40			
PGA Championship			CUT	
THE PLAYERS			T49	CUT
THE NORTHERN TRUST		T4	T74	
Dell Technologies Championship		T60		
BMW Championship		T53		

Kris Blanks

EXEMPT STATUS: Top Finishers from the Web.com Tour Medical
FULL NAME: Kristoffer Douglas Blanks
HEIGHT: 5-10
WEIGHT: 220
BIRTHDATE: November 3, 1972
BIRTHPLACE: Warner Robins, Georgia
RESIDENCE: Jupiter, Florida

FAMILY: Wife, Tami; Kristoffer Douglas (10/13/04), Brady Jaxson (9/26/06)
EDUCATION: Huntingdon College
SPECIAL INTERESTS: Cars, video games
TURNED PROFESSIONAL: 1995
Q SCHOOL: 2009
JOINED TOUR: 2009
Web.com Tour Graduate (2008)

BEST PGA TOUR CAREER FINISHES:

2—2010 Puerto Rico Open presented by Banco Popular, 2011 RBC Canadian Open.

WEB.COM TOUR VICTORIES (2):

2008 Bank of America Open. **2014** Chitimacha Louisiana Open Presented by NACHER.

2016-17 SEASON:

Did not make a start for the third consecutive season while continuing to recover from injury. Will have nine events in the 2017-18 campaign to earn 350 FedExCup points or $578,156 to clear the requirements under his Major Medical Extension.

PERSONAL:

Lists his dad, who gave him his start in golf, as his hero. His wife, Tami, was a golf professional at Sea Pines CC in Hilton Head, S.C., and has beaten him nine times in nine years. She was also the top player on the Ohio State women's golf team from 1990-93 and played in the 1995 U.S. Women's Open…Non-golf-related jobs held include bartending. With a father in the Air Force, he lived in Georgia, Texas, Nebraska, Montana and Virginia. As an adult, he's called Alabama, Florida, South Carolina, Georgia and Maryland home…Is named for actor/singer Kris Kristofferson. "My mom thought he was cute, and the movie 'The Rose' was coming out at the time she was pregnant. That's where my name came from."

PLAYER STATISTICS

MISCELLANEOUS PGA TOUR STATISTICS
Career PGA TOUR Low Round/Round: 62–2009 Wyndham Championship/2
Largest Career PGA TOUR Paycheck/Finish: $561,600–2011 RBC Canadian Open/2
Career High FedExCup Rank: After 2012 Sony Open in Hawaii/49
Career High Official World Rank: After 2011 Children's Miracle Network Hospitals Classic/142

PGA TOUR CAREER SUMMARY — PLAYOFF RECORD: 0-1

Year	Events Played	Cuts Made	1st	2nd	3rd	Top 10	Top 25	FedExCup Pts/ Rank	Earnings/ Rank
2009	20	9				1	2	202/168	$307,130/170
2010	30	15		1		3	5	794/71	1,109,178/82
2011	29	17		1		3	7	694/80	1,350,010/65
2012	23	11					1	297/141	390,059/161
2013	1								
2014	8	1						19/237	17,327/243
Total	111	53		2		7	15		3,173,704

WEB.COM TOUR

Year	Events Played	Cuts Made	1st	2nd	3rd	Top 10	Top 25	Earnings/Rank
2005	17	7					1	$18,483/157
2007	15	9			1	2	6	90,831/67
2008	26	19	1		1	4	9	280,588/13
2009	8	5					3	32,989/130
2013	4	2					1	21,400/166
2014	11	5	1			1	2	106,894/33
Total	81	47	2		2	7	22	556,314

*** Majors and World Golf Championships are considered official on multiple tours***

PGA TOUR TOP TOURNAMENT SUMMARY

Year	10	11	12
PGA Championship	CUT		
THE PLAYERS	T45	T64	T40
THE NORTHERN TRUST	CUT	T58	
Dell Technologies Championship	T22	CUT	



Ryan Blaum

EXEMPT STATUS: 107th in 2016-17 FedExCup points
FULL NAME: Ryan Stephen Blaum
HEIGHT: 5-8
WEIGHT: 165
BIRTHDATE: October 16, 1983
BIRTHPLACE: Miami, Florida
RESIDENCE: Champions Gate, Florida
FAMILY: Wife, Ashley

EDUCATION: Duke University (2006, History, Sociology, Markets and Management)
SPECIAL INTERESTS: Beach sports
TURNED PROFESSIONAL: 2007
JOINED TOUR: 2017

BEST PGA TOUR CAREER FINISH:

T6—2017 Barbasol Championship.

PGA TOUR LATINOAMÉRICA VICTORIES: (2):

2013 Dominican Republic Open, Aberto do Brasil presented by Credit Suisse-Hedging Griffo.

2016-17 SEASON:

Claimed six top-25 finishes in his rookie season on the PGA TOUR, highlighted by a pair of top-10 showings. Advanced to the FedExCup Playoffs, but after a T62 at THE NORTHERN TRUST, the first of four Playoffs events, ended his season at No. 107 in the final standings…Two weeks after posting a 64 in the final round of The Greenbrier Classic to finish T7, he closed the Barbasol Championship with a 7-under 64 in the final round to improve to a T6 with three others at 18-under 266…With a final-round 6-under-par 64 on his scorecard (which equaled Phil Mickelson and two others for the low final round), enjoyed his first top-10 finish of the campaign, finishing T7 at The Greenbrier Classic. The 64 was also a career-best round on the PGA TOUR. Had missed the cut in his only other start at The Greenbrier Classic (2013).

PERSONAL:

Was an outstanding high school athlete at Westminster Christian in Miami, where he lettered in golf, basketball and track…Father, Steve Blaum, played football at LSU. Has a younger brother, Brent, who played college golf for LSU…Enjoys beach sports…Would love to visit the military overseas and partake in a boot camp…Not many people know that he can play the saxophone and the djembe, an African drum…Personal motto is "Nothing bothers me."…Twitter name is @rblaumgolf.

PLAYER STATISTICS

MISCELLANEOUS PGA TOUR STATISTICS

Career PGA TOUR Low Round/Round: 64–2 times, most recent 2017 Barbasol Championship/4
Largest Career PGA TOUR Paycheck/Finish: $228,975–2017 The Greenbrier Classic/T7
Career High FedExCup Rank: After 2017 Safeway Open/26
Career High Official World Rank: After 2017 The Open Championship/279

PGA TOUR CAREER SUMMARY — PLAYOFF RECORD: 0-0

Year	Events Played	Cuts Made	1st	2nd	3rd	Top 10	Top 25	FedExCup Pts/ Rank	Earnings/ Rank
2007	1	1							$8,800/
2008	1	1					1		54,250/
2009	2								
2013	3	1							20,417/
2014	1								
2016	1	1							42,160/
2017	29	22				2	6	451/107	962,768/104
Total	38	26				2	7		1,088,395

WEB.COM TOUR

Year	Events Played	Cuts Made	1st	2nd	3rd	Top 10	Top 25	Earnings/Rank
12004A	1	1					1	
2007	6	4					2	$22,206/157
2008	5	1						1,766/279
2009	1	1						2,175/275
2010	1							
2011	3	1						3,000/240
2012	2							
2014	23	16				1	9	114,580/31
2015	20	13				4	4	111,153/43
2016	24	16				5	12	137,131/33
Total	86	53				10	28	457,420

*** Majors and World Golf Championships are considered official on multiple tours***

PGA TOUR TOP TOURNAMENT SUMMARY

Year	09	10	11	12	13	14	15	16	17
U.S. Open	CUT					CUT			
THE NORTHERN TRUST									T62



Jonas Blixt

EXEMPT STATUS: 2016-17 tournament winner (through 2018-19)
FULL NAME: Jonas Fredrik Blixt Berglund
HEIGHT: 5-10
WEIGHT: 164
BIRTHDATE: April 24, 1984
BIRTHPLACE: Nassjo, Smaland, Sweden
RESIDENCE: Jacksonville Beach, Florida
FAMILY: Single
EDUCATION: Florida State University (2008, International Business)
SPECIAL INTERESTS: NHL, especially the Detroit Red Wings
TURNED PROFESSIONAL: 2008
JOINED TOUR: 2012
Web.com Tour Graduate (2011)

PGA TOUR VICTORIES (3):

2012 Frys.com Open. **2013** The Greenbrier Classic. **2017** Zurich Classic of New Orleans.

2016-17 SEASON:

Advanced to the FedExCup Playoffs for the sixth consecutive season, making the cut in 12 of 25 starts and winning for the third time on the PGA TOUR (along with teammate Cameron Smith) at the Zurich Classic of New Orleans. Wrapped up the season No. 82 in the FedExCup standings…Season concluded following a T40 finish at the Dell Technologies Championship…Won third career PGA TOUR title at Zurich Classic of New Orleans, teaming with Australian Cameron Smith, who made birdie at the fourth hole of sudden death playoff to defeat team of Kevin Kisner/Scott Brown. Tournament was the first official PGA TOUR event to utilize two-man team, Foursomes (R1 & R3)/Four-ball (R2 & R4) format. The duo completed the final round Sunday night after storms caused a six-hour delay. The 27-under 261 total was matched by Kisner/Brown when Kisner holed a 95-foot chip for eagle on the final hole of regulation to force Monday morning playoff. Both teams parred the first three playoff holes (18,18,9) before Smith pitched from 60 yards to within three feet of the hole on 18 and made birdie for the victory. Duo shot 67-62-68-64 and went bogey-free for all 76 holes played (including playoff), earning 400 FedExCup points and $1,022,400 each. Made biggest move of the week in FedExCup standings, improving 113 spots from No. 153 to No. 40 with the win.

PERSONAL:

Loves hockey and played for his state hockey team in Sweden…Says his biggest thrill in golf is competing, and his biggest thrill outside golf is doing things he hasn't done before…Favorite teams are Florida State, the Detroit Red Wings and Farjestad, a Swedish pro hockey team.

PLAYER STATISTICS

MISCELLANEOUS PGA TOUR STATISTICS
Career PGA TOUR Low Round/Round: 62–2015 Wyndham Championship/3
Largest Career PGA TOUR Paycheck/Finish: $1,134,000–2013 The Greenbrier Classic/1
Career High FedExCup Rank: After 2013 Hyundai Tournament of Champions/18
Career High Official World Rank: After 2014 Masters Tournament/33

PGA TOUR CAREER SUMMARY — PLAYOFF RECORD: 1-0

Year	Events Played	Cuts Made	1st	2nd	3rd	Top 10	Top 25	FedExCup Pts/ Rank	Earnings/ Rank
2012	21	15	1		2	5	9	820/71	$2,255,695/34
2013	24	15	1			2	4	1,135/52	2,027,517/32
2014	21	12		1		1	5	599/102	1,339,798/81
2015	26	12				1	6	471/123	703,664/130
2016	26	15			1	2	4	576/107	1,115,322/94
2017	25	12	1			1	4	631/82	1,408,288/77
Total	143	83	3	1	3	12	32		8,852,683

WEB.COM TOUR

Year	Events Played	Cuts Made	1st	2nd	3rd	Top 10	Top 25	Earnings/Rank
2008	1	1						$4,500/226
2009	25	14			1	3	8	144,637/43
2010	26	14		1		3	5	116,846/59
2011	23	17		3	1	8	10	327,020/5
2012	1	1					1	4,350/210
Total	76	47		4	2	14	24	597,353

*** Majors and World Golf Championships are considered official on multiple tours***

PGA TOUR TOP TOURNAMENT SUMMARY

Year	12	13	14	15	16	17
Masters			T2	T28		
U.S. Open			CUT			
The Open Championship		T26	CUT	CUT		
PGA Championship		4	T35		CUT	CUT
THE PLAYERS		77	T75	CUT	T19	CUT
Dell Technologies Match Play			T17			
Bridgestone Invitational		T59	T58			
Mexico Championship			T16			
HSBC Champions			T63	T14		
THE NORTHERN TRUST	T46	T58	CUT	CUT	T74	CUT
Dell Technologies Championship	T20	T53				T40
BMW Championship		T51				

NATIONAL TEAMS: World Cup (1), 2013; Palmer Cup (1), 2008.



Jason Bohn (BONE)

EXEMPT STATUS: Past Champion
FULL NAME: Jason Duehn Bohn
HEIGHT: 6-0
WEIGHT: 180
BIRTHDATE: April 24, 1973
BIRTHPLACE: Lewisburg, Pennsylvania
RESIDENCE: Acworth, Georgia

FAMILY: Wife, Tewana; Conner, Cameron
EDUCATION: University of Alabama (1995, Finance)
SPECIAL INTERESTS: Family, college football
TURNED PROFESSIONAL: 1992
Q SCHOOL: 2004
JOINED TOUR: 2004
Web.com Tour Graduate (2003)

PGA TOUR VICTORIES (2):

2005 B.C. Open. **2010** Zurich Classic of New Orleans.

WEB.COM TOUR VICTORIES (1):

2003 Chattanooga Classic.

INTERNATIONAL VICTORIES (2):

2000 Shell Payless Open [Can]. **2001** Bayer Championship [Can].

2016-17 SEASON:

Made nine cuts in 28 starts on the PGA TOUR. Having finished 206th in the FedExCup standings, will compete on the PGA TOUR in the 2017-18 season out of the Past Champion category…Season-best finish was a T35 at the OHL Classic at Mayakoba.

PERSONAL:

While playing in a charity fundraiser in Tuscaloosa as a sophomore in college, won $1 million in a 1992 Hole-in-One Shootout while attending the University of Alabama and chose to give up his amateur status. Received his final $50,000 payment on October 1, 2012…At The Honda Classic in 2016, immediately after completing his second round, sought the assistance of an on-site medic, due to chest pains and shortness of breath. Was taken to nearby Palm Beach Gardens Medical Center, where doctors determined he had suffered a heart attack. With over 90 percent of an artery blocked, a stent was placed in the artery. After a weekend in hospital and an additional five weeks of recovery, returned to the PGA TOUR at RBC Heritage, making the cut…Supports the Atlanta Community Food Bank.

PLAYER STATISTICS

MISCELLANEOUS PGA TOUR STATISTICS

Career PGA TOUR Low Round/Round: 61–2015 The Greenbrier Classic/3
Largest Career PGA TOUR Paycheck/Finish: $1,152,000–2010 Zurich Classic of New Orleans/1
Career High FedExCup Rank: After 2016 Frys.com Open/3
Career High Official World Rank: After 2016 OHL Classic at Mayakoba/58

PGA TOUR CAREER SUMMARY — PLAYOFF RECORD: 0-2

Year	Events Played	Cuts Made	1st	2nd	3rd	Top 10	Top 25	FedExCup Pts/ Rank	Earnings/ Rank
2000	2								
2004	29	21				1	6		$567,930/131
2005	28	18	1	1	1	3	6		1,888,568/35
2006	29	23		1		3	12		1,676,893/43
2007	17	13					4	86,050/131	527,512/142
2008	15	8			1	2	5	93,990/123	866,786/123
2009	25	18		1		2	7	876/68	1,159,936/81
2010	25	16	1			2	8	1,079/62	1,904,763/40
2011	22	15					2	284/143	411,943/150
2012	28	13		1		3	4	363/125	795,549/114
2013	23	12		1		2	5	454/113	739,030/109
2014	25	15		1	1	3	5	1,011/70	1,583,689/65
2015	27	21		2		6	11	1,373/40	2,337,580/36
2016	21	13		2	1	3	3	670/97	1,369,705/76
2017	28	9						73/206	165,910/204
Total	344	215	2	10	4	30	78		15,997,293

WEB.COM TOUR

Year	Events Played	Cuts Made	1st	2nd	3rd	Top 10	Top 25	Earnings/Rank
2000	1							
2002	1	1						$2,745/
2003	18	14	1	2		5	10	255,191/9
2004	1	1						1,891/300
Total	21	16	1	2		5	10	259,827

*** Majors and World Golf Championships are considered official on multiple tours***

PGA TOUR TOP TOURNAMENT SUMMARY

Year	04	05	06	07	08	09	10	11	12	13	14	15	16
Masters			T39					CUT					
U.S. Open					CUT				71				
The Open Championship							CUT						
PGA Championship		T34	CUT				CUT				T40	T37	CUT
THE PLAYERS			T27	CUT	71	T49	T64	T61		T55	CUT	CUT	CUT
Bridgestone Invitational							T65						
Mexico Championship		T32											
HSBC Champions							T53						
THE NORTHERN TRUST						CUT	CUT		WD	CUT	T61	T9	77
Dell Technologies Championship						T32	T41				T35	CUT	CUT
BMW Championship						T59	69				66	T64	

Year	17
THE PLAYERS	CUT

Steven Bowditch (BO-ditch)

EXEMPT STATUS: Past Champion
FULL NAME: Steven David Bowditch
HEIGHT: 6-0
WEIGHT: 200
BIRTHDATE: June 8, 1983
BIRTHPLACE: Newcastle, New South Wales, Australia
RESIDENCE: Flower Mound, Texas; Perigian Beach, Queensland, Australia

FAMILY: Wife, Amanda; Kelly (12/22/16)
SPECIAL INTERESTS: Rugby
TURNED PROFESSIONAL: 2001
JOINED TOUR: 2006
Web.com Tour Graduate (2005, 2010)

PGA TOUR VICTORIES (2):

2014 Valero Texas Open. **2015** AT&T Byron Nelson.

WEB.COM TOUR VICTORIES (2):

2005 Jacob's Creek Open Championship. **2010** Soboba Golf Classic.

INTERNATIONAL VICTORIES (3):

2004 Queensland Open. **2009** Queensland PGA Championship. **2010** New South Wales PGA Championship.

2016-17 SEASON:

Made just two cuts in 27 starts on the PGA TOUR to finish outside the top 200 in the FedExCup standings, at No. 234. Will compete on TOUR in the 2017-18 season out of the Past Champion category.

PERSONAL:

Attended the Kooralbyn International School, where fellow alums include Adam Scott and Jason Day…When he was 10, caddied for John Senden at an event in Australia…In 2011, married wife Amanda at TPC Four Seasons Resort Las Colinas, where he later won the AT&T Byron Nelson in 2015.

PLAYER STATISTICS

MISCELLANEOUS PGA TOUR STATISTICS

Career PGA TOUR Low Round/Round: 62–2 times, most recent 2015 AT&T Byron Nelson/1
Largest Career PGA TOUR Paycheck/Finish: $1,278,000–2015 AT&T Byron Nelson/1
Career High FedExCup Rank: After 2015 Frys.com Open/2
Career High Official World Rank: After 2015 The Barclays/54

PGA TOUR CAREER SUMMARY — PLAYOFF RECORD: 0-0

Year	Events Played	Cuts Made	1st	2nd	3rd	Top 10	Top 25	FedExCup Pts/ Rank	Earnings/ Rank
2003	1								
2005	1	1							$8,299/
2006	22	2							11,160/256
2007	5								
2011	28	15				1	6	347/125	621,378/132
2012	18	5					2	72/204	206,768/185
2013	22	11		1		1	3	400/124	697,775/118
2014	30	18	1			1	5	1,213/59	1,734,693/57
2015	32	19	1	1		2	10	454/20	3,075,410/23
2016	26	11				1	2	192/179	458,891/157
2017	27	2						9/231	24,650/232
Total	212	84	2	2		6	28		6,839,023

WEB.COM TOUR

Year	Events Played	Cuts Made	1st	2nd	3rd	Top 10	Top 25	Earnings/Rank
2003	1							
2005	21	14	1	2		6	9	$333,329/4
2006	2							
2007	23	9				1	4	56,173/99
2008	16	2						3,859/236
2009	20	7				2	2	49,655/106
2010	22	13	1			3	5	257,283/17
2011	2	1						1,797/280
2012	12	7				1	2	33,213/126
2013	2							
Total	121	53	2	2		13	22	735,309

*** Majors and World Golf Championships are considered official on multiple tours***

PGA TOUR TOP TOURNAMENT SUMMARY

Year	03	04	05	06	07	08	09	10	11	12	13	14	15
Masters												T26	
The Open Championship	CUT												T30
PGA Championship												CUT	CUT
THE PLAYERS												T48	CUT
Bridgestone Invitational												44	T12
THE NORTHERN TRUST									CUT		CUT	T22	T13
Dell Technologies Championship												T45	CUT
BMW Championship												T63	T41
TOUR Championship													T12

Year	16
Masters	CUT
U.S. Open	CUT
The Open Championship	CUT
THE PLAYERS	CUT
Bridgestone Invitational	58
Mexico Championship	65
HSBC Champions	T40

NATIONAL TEAMS: Presidents Cup (1), 2015.



Dominic Bozzelli (bo-ZELL-ee)

EXEMPT STATUS: 119th in 2016-17 FedExCup points
FULL NAME: Dominic Jordan Bozzelli
HEIGHT: 6-0
WEIGHT: 180
BIRTHDATE: May 22, 1991
BIRTHPLACE: Rochester, New York
RESIDENCE: Auburn, Alabama
FAMILY: Single

EDUCATION: Auburn University (2013, Interdisciplinary Studies, Business and Psychology)
SPECIAL INTERESTS: Working out and most sports
TURNED PROFESSIONAL: 2013
JOINED TOUR: 2016-17
Web.com Tour Graduate (2016)

BEST PGA TOUR CAREER FINISH:
T3—2017 Valspar Championship.

WEB.COM TOUR VICTORIES (1):
2016 Corales Puntacana Resort and Club Championship.

2016-17 SEASON:
Rookie season highlighted by three top-10s, including two top-fives. Despite finishing the regular season at No. 115 in the FedExCup standings, ended his season before the FedExCup Playoffs due to an injury. Final ranking was No. 119…Finished in an eight-way tie for 10th at the FedEx St. Jude Classic, the third top-10 of his rookie campaign…Posted his second top-five finish of his rookie campaign with a T3 showing at the Valspar Championship. Rebounded from three consecutive missed cuts entering the week with rounds of 67-68-70-67 to finish two shots back of Adam Hadwin at 12-under 272…After three straight missed cuts to start his rookie season, opened the CareerBuilder Challenge with a tournament course record for the Stadium Course of 7-under 65. Round featured six birdies and an eagle-2 at the par-4 14th. Finished the week at 17-under 271 alone in fifth, three strokes behind Hudson Swafford.

PERSONAL:
Favorite golf memory was beating his dad for the first time…First-tee intro song would be "Shoulder Lean" by Young Dro…Favorite professional teams are the New York teams, the Yankees, Jets, Knicks and Rangers. Favorite courses are Pumpkin Ridge, East Lake and Oak Hill and athletes are LeBron James, Kobe Bryant, Bo Jackson and Deion Sanders…Biggest thrill outside golf was graduating from college…Would like to be featured in Sports Illustrated one day…Best sporting event ever attended was the 2013 Iron Bowl (Auburn vs. Alabama) where Auburn's Chris Davis returned a missed field goal opportunity for a touchdown to win the game and earn a trip to the SEC Championship…Twitter handle is @dombozzelli.

PLAYER STATISTICS

MISCELLANEOUS PGA TOUR STATISTICS
Career PGA TOUR Low Round/Round: 64–2017 CareerBuilder Challenge/1
Largest Career PGA TOUR Paycheck/Finish: $365,400–2017 Valspar Championship/T3
Career High FedExCup Rank: After 2017 Safeway Open/35
Career High Official World Rank: After 2017 Valero Texas Open/139

PGA TOUR CAREER SUMMARY — PLAYOFF RECORD: 0-0

Year	Events Played	Cuts Made	1st	2nd	3rd	Top 10	Top 25	FedExCup Pts/ Rank	Earnings/ Rank
2017	24	10			1	3	4	394/119	868,519/113
Total	24	10			1	3	4		868,519

WEB.COM TOUR

Year	Events Played	Cuts Made	1st	2nd	3rd	Top 10	Top 25	Earnings/Rank
2013	2	1						$3,300/212
2014	5	2				2	2	35,800/117
2015	10	6					2	33,050/117
2016	18	10	1	1		4	4	214,307/7
Total	35	19	1	1		6	8	290,867

*** Majors and World Golf Championships are considered official on multiple tours***



Keegan Bradley

EXEMPT STATUS: 47th in 2016-17 FedExCup points
FULL NAME: Keegan Hansen Bradley
HEIGHT: 6-3
WEIGHT: 190
BIRTHDATE: June 7, 1986
BIRTHPLACE: Woodstock, Vermont
RESIDENCE: Jupiter, Florida
FAMILY: Wife, Jillian; Logan James (11/13/17)
EDUCATION: St. Johns University (2008, Sport Management)
SPECIAL INTERESTS: Fishing
TURNED PROFESSIONAL: 2008
JOINED TOUR: 2011
Web.com Tour Graduate (2010)

PGA TOUR VICTORIES (3):

2011 HP Byron Nelson Championship, PGA Championship. **2012** World Golf Championships-Bridgestone Invitational.

OTHER VICTORIES (4):

2011 Franklin Templeton Shootout [with Brendan Steele]. **2015** CVS Health Charity Classic [with Jon Curran]. **2016** CVS Health Charity Classic [with Jon Curran]. **2017** CVS Health Charity Classic [with Billy Andrade and Brooke Henderson]

2016-17 SEASON:

Made the cut in a career-high 23 of 29 starts during the 2016-17 season, finishing with five top-10 finishes and led by a T4 finish at the Farmers Insurance Open. Advanced to the FedExCup Playoffs for the seventh consecutive season, finishing No. 47 in the standings…Made the cut in his final 10 starts of the season, with his season culminating with a T27 effort at the BMW Championship…Finished 4-under 276 and T5 at the Quicken Loans National, three strokes shy of the Kyle Stanley-Charles Howell III playoff. Marked back-to-back top-10s, having finished T8 at the Travelers Championship. Had finished T57 (2016) and missed two cuts in his three prior starts at the Quicken Loans National…In his seventh start in the Travelers Championship, the New England native finished T8. Marked his fourth top-10 of the season…In his seventh consecutive start at the Farmers Insurance Open, overcame a 2-over 74 in round three with a 5-under 67 Sunday to post a 9-under 279, good for a T4 with four others. En route to his T4 finish, holed his second shot on the par-4 14th for an eagle. Ended in style with a birdie at the 72nd hole to claim the top-five showing…Finished T7 in the Shriners Hospitals for Children Open for the first time since 2013 when he posted four consecutive top-10 finishes…Opened the CIMB Classic with an 8-under 64 to claim a share of the 18-hole lead. Back-to-back scores of 68 in rounds three and four to finish at 16-under 272 resulted in solo possession of sixth place at TPC Kuala Lumpur.

PERSONAL:

Is the nephew of LPGA great and World Golf Hall of Fame member Pat Bradley…High school teammate and former roommate of fellow PGA TOUR player Jon Curran…Hosted a tournament to benefit the Vermont Disaster Flood Relief Fund in August 2012, staged at The Woodstock Inn and Resort, the course where he first played as a child…Was an all-state ski racer in his home state of Vermont…Favorite professional teams are the Boston Celtics, Boston Red Sox and New England Patriots. Favorite entertainer is Howard Stern. Other favorites include Ben Hogan: An American Life, pizza and Tom Brady…Superstitions include always marking his ball with the coin head's up…Included in his dream foursome are his dad, Ben Hogan and Tom Brady.

PLAYER STATISTICS

MISCELLANEOUS PGA TOUR STATISTICS

Career PGA TOUR Low Round/Round: 60–2013 HP Byron Nelson Championship/1
Largest Career PGA TOUR Paycheck/Finish: $1,445,000–2011 PGA Championship/1
Career High FedExCup Rank: After 2013 Hyundai Tournament of Champions/4
Career High Official World Rank: After 2013 World Golf Championships-Bridgestone Invitational/10

PGA TOUR CAREER SUMMARY — PLAYOFF RECORD: 2-1

Year	Events Played	Cuts Made	1st	2nd	3rd	Top 10	Top 25	FedExCup Pts/ Rank	Earnings/ Rank
2011	28	18	2			4	12	648/20	$3,758,600/13
2012	25	21	1	1	1	5	14	655/21	3,910,658/10
2013	25	21		2	1	7	15	693/18	3,636,813/11
2014	26	21		1		6	13	1,621/33	2,828,638/28
2015	24	20				3	9	1,103/60	1,565,079/64
2016	26	15				2	6	605/103	899,985/114
2017	29	23				5	10	1,029/47	1,940,478/51
Total	183	139	3	4	2	32	79		19,242,035

WEB.COM TOUR

Year	Events Played	Cuts Made	1st	2nd	3rd	Top 10	Top 25	Earnings/Rank
2009	2	2					1	$8,307/205
2010	28	18		1	2	5	7	264,760/14
Total	30	20		1	2	5	8	273,068

*** Majors and World Golf Championships are considered official on multiple tours***

PGA TOUR TOP TOURNAMENT SUMMARY

Year	11	12	13	14	15	16	17
Masters		T27	T54	CUT	T22	T52	
U.S. Open		T68	CUT	T4	T27	CUT	T60
The Open Championship		T34	T15	T19	CUT	T18	
PGA Championship	**1**	T3	T19	CUT	T61	T42	T33
THE PLAYERS	72	T35	CUT	CUT	CUT	T35	T60
Dell Technologies Match Play		T17	T33	T33	T52		
Bridgestone Invitational	T15	**1**	T2	T4	T17		
Mexico Championship		T8	7	T50	T38		
HSBC Champions	T16	23		T11	T64		
THE NORTHERN TRUST	CUT	CUT	T33	T53	CUT	T53	T43
Dell Technologies Championship	CUT	T13	T16	T16	T25		T35
BMW Championship	T16	T59	T16	WD	T28		T27
TOUR Championship	T11	T23	T12				

NATIONAL TEAMS: Presidents Cup (1), 2013; Ryder Cup (2), 2012, 2014.

Scott Brown

EXEMPT STATUS: 55th in 2016-17 FedExCup points
FULL NAME: Samuel Scott Brown
HEIGHT: 5-8
WEIGHT: 170
BIRTHDATE: May 22, 1983
BIRTHPLACE: Augusta, Georgia
RESIDENCE: Aiken, South Carolina

FAMILY: Wife, Allison; Elizabeth Marie (7/8/12), Emmerly Merritt (1/19/16)
EDUCATION: University of South Carolina-Aiken
SPECIAL INTERESTS: Boating, fishing, yard work
TURNED PROFESSIONAL: 2006
JOINED TOUR: 2012
Web.com Tour Graduate (2011)

PGA TOUR VICTORIES (1):

2013 Puerto Rico Open presented by seepuertorico.com.

2016-17 SEASON:

Sixth season on the PGA TOUR ended with 19 cuts made in 29 starts, highlighted by runner-up finishes at the Genesis Open and Zurich Classic of New Orleans. Finished the season with a career-best 55th place finish in the FedExCup standings…Wrapped up the season at the third FedExCup Playoffs event, finishing T20 at the BMW Championship (equaling his career-best eighth top-25 finish of the season)…While teamed with fellow Aiken, South Carolina resident Kevin Kisner, was defeated in his first playoff on the PGA TOUR after losing to Jonas Blixt/Cameron Smith at the fourth hole of sudden death at the Zurich Classic of New Orleans after both teams finished at 27-under 261. Duo shot 70-64-67-60. In the new two-man team Foursomes/Four-ball format, Kisner chipped in for eagle from 95 feet as darkness fell on the final hole of regulation to force the playoff, which began Monday. Storms caused a six-hour suspension of play on Sunday, disrupting a final-round 12-under 60, tied for lowest round of the week. Round began with eight consecutive birdies in the Four-ball format to erase the four-stroke deficit they started with on Sunday. Additional birdie at No. 10 earned a brief lead in the tournament. Both teams made par at the first three playoff holes (18,18,9) before Smith pitched from 60 yards to within three feet of the hole on 18 and converted the birdie putt for victory…Birdied two of his final three holes at Riviera Country Club to post a final-round 67 at the Genesis Open, moving into a tie for second with Thomas Pieters at 12-under 272 (five strokes behind runaway champion Dustin Johnson). One of just two (Ollie Schniederjans) players to post all four rounds in the 60s. Marked his first top-10 since a T5 at the 2016 Puerto Rico Open.

PERSONAL:

Involved with the American Cancer Society and the Alzheimer's Association…Favorite college team is the Georgia Bulldogs. Favorite professional team is the Atlanta Braves…Never travels without shoe cleaner…Would fill out his dream foursome with Tiger Woods, Bobby Jones and Ben Hogan…Learned to play golf with his dad at age 3 at Goshen Plantation in Augusta, Ga.

PLAYER STATISTICS

MISCELLANEOUS PGA TOUR STATISTICS

Career PGA TOUR Low Round/Round: 61–2014 John Deere Classic/3
Largest Career PGA TOUR Paycheck/Finish: $630,000–2013 Puerto Rico Open presented by seepuertorico.com/1
Career High FedExCup Rank: After 2014 Frys.com Open/3
Career High Official World Rank: After 2017 The Honda Classic/113

PGA TOUR CAREER SUMMARY — PLAYOFF RECORD: 0-1

Year	Events Played	Cuts Made	1st	2nd	3rd	Top 10	Top 25	FedExCup Pts/ Rank	Earnings/ Rank
2012	24	8				3	4	212/163	$478,763/148
2013	21	12	1			1	3	628/88	1,012,142/81
2014	30	21			1	4	8	821/85	1,441,141/74
2015	30	18			1	3	6	696/94	1,161,750/87
2016	27	17				4	7	781/80	1,143,452/93
2017	29	19		2		2	8	951/55	1,748,324/62
Total	161	95	1	2	2	17	36		6,986,156

WEB.COM TOUR

Year	Events Played	Cuts Made	1st	2nd	3rd	Top 10	Top 25	Earnings/Rank
2006A	1							
2009	5	3					1	$9,865/194
2010	23	13				3	5	95,266/70
2011	26	13		2	3	5	8	282,502/8
2012	3							
2013	2	2			1	2	2	61,888/82
Total	60	31		2	4	10	16	449,521

*** Majors and World Golf Championships are considered official on multiple tours***

PGA TOUR TOP TOURNAMENT SUMMARY

Year	13	14	15	16	17
The Open Championship	CUT				
PGA Championship	CUT	T46			T13
THE PLAYERS	CUT	T62	T30	CUT	CUT
THE NORTHERN TRUST	T62	CUT	CUT	CUT	T25
Dell Technologies Championship	CUT	77	T69	T33	T65
BMW Chanpionship					T20



Wesley Bryan

EXEMPT STATUS: 2016-17 tournament winner (through 2018-19)
FULL NAME: Donald Wesley Bryan
HEIGHT: 6-0
WEIGHT: 175
BIRTHDATE: March 26, 1990
BIRTHPLACE: Columbia, South Carolina
RESIDENCE: Augusta, Georgia

FAMILY: Wife, Elizabeth
EDUCATION: University of South Carolina (2012, Retail)
SPECIAL INTERESTS: Video games, ping pong
TURNED PROFESSIONAL: 2012
JOINED TOUR: 2016
Web.com Tour Graduate (2016)

PGA TOUR VICTORIES (1):

2017 RBC Heritage.

WEB.COM TOUR VICTORIES (3):

2016 Chitimacha Louisiana Open presented by NACHER, El Bosque Mexico Championship presented by INNOVA, Digital Ally Open.

2016-17 SEASON:

Claimed five top-10 finishes in 25 starts through the Wyndham Championship, highlighted by his first career PGA TOUR win at the RBC Heritage. Advanced to the BMW Championship in the FedExCup Playoffs, before ending his season ranked 41st in the FedExCup standings…Posted scores of 76-71-72-69--288 (+4) to finish 69th at the BMW Championship and end his season ranked 41st in the FedExCup standings…A year after finishing T8 in his first start at the John Deere Classic, birdied five of his last six holes in the final round (Nos. 13-17) to post a 7-under 64 and finish T3 at 16-under 268. The finish at TPC Deere Run marked his fifth top-10 finish in 22 starts on the season…Beginning the day three shots out of the lead, edged Luke Donald by one shot to become the first South Carolinian to win the RBC Heritage in its 49-year history. With a winning total of 13-under 271, posted his first PGA TOUR victory in his 18th career start. Carried a 42-hole bogey-free streak into the par-3 fourth hole, but immediately followed the bogey with four consecutive birdies at Nos. 4-7 and two more at Nos. 13 and 15 to post a 4-under 67. With the win, collected 500 points and moved from No. 59 to No. 14 in the FedExCup standings. Became the sixth player in 49 years to win the RBC Heritage in his first attempt, joining Arnold Palmer (1969), Bob Goalby (1970), Stewart Cink (2000), Jose Coceres (2001), and Boo Weekley (2007). In addition, became the 12th player to post his first PGA TOUR victory at the RBC Heritage, joining Hale Irwin (1971), Graham Marsh (1977), Doug Tewell (1980), Nick Faldo (1984), Davis Love III (1987), Glen Day (1999), Jose Coceres (2001), Peter Lonard (2005), Aaron Baddeley (2006), Boo Weekley (2007) and Branden Grace (2016). His four-shot, come-from-behind victory marked the fifth consecutive winner at the RBC Heritage to come from at least three shots back on Sunday to win. Branden Grace (2016), Jim Furyk (2015), Matt Kuchar (2014), and Graeme McDowell (2013) were each four strokes back entering the final round during their victory, while Branden Grace came from three shots back in 2016…Followed up consecutive T4s with a third straight top-10 showing at the Valspar Championship (T7), thanks to rounds of 68-68-72-68—276 (-8)…A week later at The Honda Classic, replicated the career-best, T4, finish. Took the 18-hole lead/co-lead for the first time in his career after tying fellow PGA TOUR rookie Cody Gribble with an opening 6-under 64. Surged into a share of the 36-hole lead for the second time in his career with a 3-under 67 to post 9-under 131, the second lowest 36-hole lead since the event moved to PGA National in 2007…Earned his first top-five finish on the PGA TOUR with a T4 at the Genesis Open despite a final-round 1-over 72 to post 11-under 273. After opening with a pair of 69s, his third-round 9-under 63 was the low round for the week and matched by Thomas Pieters in the final round. Ranked No. 2 in approach shot proximity to the hole for the week with 32'10".

PERSONAL:

Attended Dutch Fork High School in Irmo, South Carolina…Older brother, George IV, was a three-time All-American while at the University of South Carolina. Sister, MC, played collegiate golf at the College of Charleston…Father, George, played in the 1999 PGA Championship at Medinah and now runs George Bryan Golf Academy in Chapin, S.C…Brothers Wesley and George IV are co-founders of Bryan Bros Golf and create trick-shot videos that have received widespread Internet recognition and attention on other media outlets. Bryan Bros Golf LLC can be followed on Twitter (@bryanbrosgolf) and youtube.com…Chose golf over baseball because "it gave the best chance at earning a college scholarship."…If not a professional golfer would be an attorney…Obsessed with Justin Bieber and frequently listens to his music when warming up…Earliest golf memory was going eagle, double eagle on back-to-back holes in a junior tournament at Thornblade Club near Greenville, S.C., and winning his age group at age 8…Biggest thrill outside golf was going skydiving…His final-round outfit is baby blue pants, a hot pink shirt and American flag socks…Twitter name is @wesleybryangolf.

PLAYER STATISTICS

MISCELLANEOUS PGA TOUR STATISTICS

Career PGA TOUR Low Round/Round: 63–2017 Genesis Open/3
Largest Career PGA TOUR Paycheck/Finish: $1,170,000–2017 RBC Heritage/1
Career High FedExCup Rank: After 2017 Valero Texas Open/14
Career High Official World Rank: After 2017 The Open Championship/36

PGA TOUR CAREER SUMMARY — PLAYOFF RECORD: 0-0

Year	Events Played	Cuts Made	1st	2nd	3rd	Top 10	Top 25	FedExCup Pts/ Rank	Earnings/ Rank
2016	4	3				1	1	122/196	178,729/194
2017	28	19	1		1	5	5	1,092/41	2,495,751/38
Total	32	22	1		1	6	6		2,675,480

WEB.COM TOUR

Year	Events Played	Cuts Made	1st	2nd	3rd	Top 10	Top 25	Earnings/Rank
2016	15	11	3	1		7	9	449,392/1
Total	15	11	3	1		7	9	449,392

*** Majors and World Golf Championships are considered official on multiple tours***

PGA TOUR TOP TOURNAMENT SUMMARY

Year	17
U.S. Open	CUT
The Open Championship	CUT
PGA Championship	CUT
THE PLAYERS	CUT
Bridgestone Invitational	T44
THE NORTHERN TRUST	T54
Dell Technologies Championship	T69
BMW Championship	69



Bronson Burgoon

EXEMPT STATUS: 19th on 2017 Web.com Tour priority list
FULL NAME: Bronson Burgoon
HEIGHT: 6-2
WEIGHT: 190
BIRTHDATE: June 2, 1987
BIRTHPLACE: The Woodlands, Texas
RESIDENCE: The Woodlands, Texas
FAMILY: Wife, Katy
EDUCATION: Texas A&M University
SPECIAL INTERESTS: Fishing, fast cars
TURNED PROFESSIONAL: 2010
JOINED TOUR: 2015-16
Web.com Tour Graduate (2015, 2017)

BEST PGA TOUR CAREER FINISH:

T14--2016 The Honda Classic

2016-17 SEASON:

Finished the Web.com Tour season with 10 starts, three top-10s, and eight cuts made. Was 19th in the final priority-ranking order. Secured his PGA TOUR card for the 2017-18 season with a ninth-place finish on the 2017 Web.com Tour Finals money list (excluding the top 25)…Finished in the top-five for the second consecutive week with a solo-fourth finish at the Web.com Tour Championship. Ended the Web.com Tour Finals at ninth on the Finals money list (excluding the 25) to secure his PGA TOUR card for the 2017-18 season…Posted a season-best, solo-fifth finish at the DAP Championship with rounds of 71-70-67-66—274 (-6) to secure his PGA TOUR card for the 2017-18 season…Posted his first top-10 of the season with a T6 finish at the WinCo Foods Portland Open.

PERSONAL:

Before leading Texas A&M Aggies to a national title in 2009, when he sealed the championship with his approach shot to tap-in range on the final hole, was a frequent competitor on the Texas Junior Golf Tour's Houston circuit. Says hitting the shot to win the national championship "is by far and away the most special shot I'll ever hit in my life, probably. And the only reason why is because our team was so close and such a good group of guys, so to win it with them, it wasn't about me at all. It was about the team, and that was the coolest part."…Watched his older brother, Brandon, also play golf at Texas A&M…Married his college sweetheart Katy Eudaly on April 2, 2016. Eudaly was an Aggie track and field student-athlete. The couple have two Australian Shepherd's named Briggs and Raley.

PLAYER STATISTICS

MISCELLANEOUS PGA TOUR STATISTICS

Career PGA TOUR Low Round/Round: 64–2016 AT&T Pebble Beach Pro-Am/1
Largest Career PGA TOUR Paycheck/Finish: $97,600–2016 The Honda Classic/T14
Career PGA TOUR Low Round/Round: After 2016 OHL Classic at Mayakoba/88
Career High Official World Rank: After 2016 RBC Heritage/272

PGA TOUR CAREER SUMMARY — PLAYOFF RECORD: 0-0

Year	Events Played	Cuts Made	1st	2nd	3rd	Top 10	Top 25	FedExCup Pts/ Rank	Earnings/ Rank
2006A	1								
2009A	1								
2016	27	16					7	428/131	$557,020/147
Total	29	16					7		557,020

WEB.COM TOUR

Year	Events Played	Cuts Made	1st	2nd	3rd	Top 10	Top 25	Earnings/Rank
2010	2	2						$4,913/218
2014	24	11		1		1	4	100,581/40
2015	25	18		2		6	9	185,927/18
2016	1							
2017	10	8				3	4	40,116/103
Total	62	39		3		10	17	509,801

*** Majors and World Golf Championships are considered official on multiple tours***

PGA TOUR TOP TOURNAMENT SUMMARY

Year	09
U.S. Open	CUT

Jonathan Byrd

EXEMPT STATUS: 5th on 2017 Web.com Tour priority list
FULL NAME: Jonathan Currie Byrd
HEIGHT: 5-9
WEIGHT: 165
BIRTHDATE: January 27, 1978
BIRTHPLACE: Anderson, South Carolina
RESIDENCE: St. Simons Island, Georgia
FAMILY: Wife, Amanda; Jackson (7/30/06), Caroline (11/7/08), Kate (3/30/12)
EDUCATION: Clemson University (2000, Marketing)
SPECIAL INTERESTS: Playing outside with my children, movies, coffee, working out, College Golf Fellowship
TURNED PROFESSIONAL: 2000
JOINED TOUR: 2002
Web.com Tour Graduate (2001, 2017)

PGA TOUR VICTORIES (5):

2002 Buick Challenge. **2004** B.C. Open. **2007** John Deere Classic. **2010** Justin Timberlake Shriners Hospitals for Children Open. **2011** Hyundai Tournament of Champions.

WEB.COM TOUR VICTORIES (2):

2001 Charity Pro-Am at The Cliffs. **2017** Web.com Tour Championship.

CURRENT YEAR HIGHLIGHTS:

Finished the Web.com Tour season with 18 starts, one win, and 12 cuts made. Was fifth in the final priority-ranking order. Secured his PGA TOUR card for the 2017-18 season with a second-place finish on the 2017 Web.com Tour Finals money list (excluding the 25). Also made nine starts on the PGA TOUR, highlighted by a T5 at the John Deere Classic. Only missed two cuts in those nine TOUR starts… Secured a return to the PGA TOUR for the 2017-18 season with a four-shot victory over Shawn Stefani and Sam Saunders at the Web.com Tour Championship. Victory at the Web.com Tour Championship marked 16 years since his first victory at the 2001 BMW Charity Pro-Am – the most years between victories in Web.com Tour history. Overtook Sam Saunders for the 54-hole lead after tying the round of the day with a 7-under 64 to enter the final round with a two-shot lead…Closed with a 6-under 65 at the WinCo Foods Portland Open to secure his second top-10 of the season with a T8…The 2007 John Deere Classic champion posted scores of 70-65-67-67—269 (-15) to finish T5 at the John Deere Classic, marking his first top-10 showing on TOUR since a T13 at the 2014 Barracuda Championship. Played TPC Deere Run's three par-5 holes in 10-under for the event…Posted a bogey-free 66 in the final round of the Panama Claro Championship to finish T5.

PERSONAL:

His father, Jim, who died from brain cancer in 2009, introduced him and brother, Jordan, to golf at age 3. Older brother Jordan is an assistant golf coach at Clemson. He caddied for Jordan in the 2008 U.S. Mid-Amateur. Jordan has occasionally caddied for his brother at PGA TOUR events…College teammates at Clemson with TOUR players Lucas Glover, Charles Warren and D.J. Trahan…Lost his former caddie, Chuck "Brooksie" Hoersch, in July 2012 to pancreatic cancer.

PLAYER STATISTICS

MISCELLANEOUS PGA TOUR STATISTICS

Career PGA TOUR Low Round/Round: 62–2017 The RSM Classic/1
Largest Career PGA TOUR Paycheck/Finish: $1,120,000–2011 Hyundai Tournament of Champions/1
Career High FedExCup Rank: After 2011 Bob Hope Classic/1
Career High Official World Rank: After 2011 FedEx St. Jude Classic/3

PGA TOUR CAREER SUMMARY — PLAYOFF RECORD: 2-1

Year	Events Played	Cuts Made	1st	2nd	3rd	Top 10	Top 25	FedExCup Pts/ Rank	Earnings/ Rank
2000	1	1							$14,130/
2001	1	1							8,400/
2002	32	15	1		1	4	10		1,462,713/39
2003	29	21		1		5	9		1,430,538/47
2004	27	15	1		1	3	5		1,133,165/70
2005	31	22				1	5		726,023/111
2006	20	13			1	5	9		1,408,418/63
2007	23	13	1			4	11	96,061/28	1,854,906/42
2008	27	18				2	6	100,919/55	1,039,584/101
2009	25	19			1	2	11	888/66	1,316,771/67
2010	26	17	1			4	8	483/105	1,534,981/55
2011	26	17	1	1		5	7	565/27	2,938,920/22
2012	21	15			1	5	7	736/82	1,616,789/50
2013	16	5		1		2	2	234/157	428,966/146
2014	24	14			1	1	4	383/136	617,014/133
2015	22	13					6	335/158	446,732/163
2016	6	4						73/207	58,655/219
2017	9	7				1	2	172/170	328,337/176
Total	366	230	5	3	6	44	102		18,365,041

WEB.COM TOUR

Year	Events Played	Cuts Made	1st	2nd	3rd	Top 10	Top 25	Earnings/Rank
2000A	1	1						
2001	20	16	1	1	1	5	11	$222,244/8
2013	2							
2014	4	2					1	13,140/192
2015	4	2					1	21,000/171
2016	20	10			1	3	7	103,080/48
2017	18	12	1			3	6	87,178/55
Total	69	43	2	1	2	11	26	644,722

*** Majors and World Golf Championships are considered official on multiple tours***

PGA TOUR TOP TOURNAMENT SUMMARY

Year	02	03	04	05	06	07	08	09	10	11	12	13	14
Masters		T8	CUT				CUT			CUT	T27		
U.S. Open		T15	CUT				CUT			CUT	T56		
The Open Championship						T23				CUT	CUT		
PGA Championship		CUT	CUT		T20	CUT	CUT			CUT	CUT		
THE PLAYERS		CUT	CUT	T32	CUT	T16	T32	T37	CUT	T41	T12	CUT	CUT
Dell Technologies Match Play							T9			T33	T33		
Bridgestone Invitational		T71								T59	T55		
Mexico Championship							T65			T10	T35		
HSBC Champions										T23			
THE NORTHERN TRUST						CUT	T55	T24	T56	5	CUT		
Dell Technologies Championship						T23	T33	T61		T56	77		
BMW Championship						T10	T52	T61		T37			
TOUR Championship						23				30			

NATIONAL TEAMS: 1999 Walker Cup.

Angel Cabrera (on-HEL)

EXEMPT STATUS: Past Champion
FULL NAME: Angel Leopoldo Cabrera
HEIGHT: 6-0
WEIGHT: 210
BIRTHDATE: September 12, 1969
BIRTHPLACE: Cordoba, Argentina
RESIDENCE: Cordoba, Argentina

FAMILY: Angel, Jr., Federico
SPECIAL INTERESTS: Soccer
TURNED PROFESSIONAL: 1989
JOINED TOUR: 2007

PGA TOUR VICTORIES (3):

2007 U.S. Open. **2009** Masters Tournament. **2014** The Greenbrier Classic.

PGA TOUR LATINOAMÉRICA VICTORIES (2):

2012 107 Visa Argentine Open. **2013** 82 Abierto OSDE del Centro.

INTERNATIONAL VICTORIES (41):

1991 Gran Premio San Diego [Arg]. **1992** Norpatagónico Tournament [Arg]. **1994** Gran Premio Villa Gesell [Arg], South Open [Arg], Abierto del Centro [Arg], Gran Premio Náutico Hacoaj [Arg]. **1995** Littoral Open [Arg], Hato Grande International Open, Paraguay Open. **1996** South Open [Arg.], Granadilla Open [Chile], Viña del Mar Open [Chile], Volvo Masters of Latin America [Brazil]. **1997** Abierto del Centro [Arg.]. **1998** Argentina PGA, Brazil Open. **1999**: Brazil Open, Argentina Masters, Torneo de Maestros Telefonica [Arg]. **2000** Abierto del Centro [Arg], Llao Llao Classic [Arg.]. **2001** Argentina Open, Abierto del Centro [Arg.], Torneo de Maestros Telefonica [Arg]. **2002** Benson and Hedges International [Eur], Argentine Open, Argentine PGA [tied]. **2004** Abierto del sur de Argentina [Arg.], North Open [Arg.]. **2005** Argentina Masters, BMW Championship [Eur], 18th Torneo de Maestros Copa Personal [Arg], 74th Abierto del Centro [Arg], 39th Abierto de Norte [Arg]. **2006** 75th Abierto del Centro [Arg]. **2007** Barclays Singapore Open [Asia], Argentina Masters [Arg], **2012** Euromayor Ángel Cabrera Classic [Arg], **2013** Euromayor Ángel Cabrera Classic [Arg].

OTHER VICTORIES (1):

2007 PGA Grand Slam of Golf.

2016-17 SEASON:

Claimed one top-10 in 16 starts on the PGA TOUR, a T4 at the Zurich Classic of New Orleans in the two-man team event. Will compete out of the Past Champion category in the 2017-18 season…Finished the 2017 Web.com Tour season with four starts and two made cuts…Teamed with fellow Argentine Julian Etulain to finish T5 at 19-under, helped by second-round 63, in new Foursomes/Four-ball format at the Zurich Classic of New Orleans.

PERSONAL:

Enjoys spending time with his two granddaughters…Has two sons: Federico and Ángel Jr. His sons are professional golfers and have competed on PGA TOUR Latinoamérica…Caddied at the Cordoba Golf Club, home club of friend Eduardo Romero, until turning professional at age 20. Romero, who lived two blocks away from his young protege, encouraged him to take up game at age 15…Says he would be a soccer player if not a golfer…Nicknamed El Pato (The Duck)…Son Angel caddied for him at the Masters.

PLAYER STATISTICS

MISCELLANEOUS PGA TOUR STATISTICS

Career PGA TOUR Low Round/Round: 63–2013 Travelers Championship/4
Largest Career PGA TOUR Paycheck/Finish: $1,350,000–2009 Masters Tournament/1
Career High FedExCup Rank: After 2010 SBS Championship/10
Career High Official World Rank: After 2005 Chrysler Classic of Greensboro/9

PGA TOUR CAREER SUMMARY — PLAYOFF RECORD: 1-1

Year	Events Played	Cuts Made	1st	2nd	3rd	Top 10	Top 25	FedExCup Pts/ Rank	Earnings/ Rank
1997	1	1							$10,315/268
1999	3	3				1	2		167,480/167
2000	6	4					2		78,256/
2001	8	6				2	2		337,105/
2002	13	12				4	6		632,546/
2003	14	8					5		372,252/145
2004	8	5				1	5		237,839/
2005	11	7				1	4		242,028/
2006	12	9				3	5		623,504/
2007	14	9	1			1	4	92,912/47	1,661,106/54
2008	17	12				1	7	100,435/65	868,182/122
2009	17	12	1			3	7	558/25	2,625,472/21
2010	19	15			1	2	7	1,082/61	1,266,440/71
2011	17	8				3	4	237/154	628,079/131
2012	20	9					4	177/172	283,385/174
2013	21	16		1		2	6	956/65	1,791,183/43
2014	23	12	1			1	6	1,332/50	1,868,559/50
2015	19	9					2	208/180	381,942/170
2016	22	12					1	187/180	277,118/183
2017	16	4				1	1	96/195	210,479/194
Total	281	173	3	1	1	26	80		14,563,268

WEB.COM TOUR

Year	Events Played	Cuts Made	1st	2nd	3rd	Top 10	Top 25	Earnings/Rank
2017	4	2						$1,897/219
Total	4	2						1,897

*** Majors and World Golf Championships are considered official on multiple tours***

PGA TOUR TOP TOURNAMENT SUMMARY

Year	97	98	99	00	01	02	03	04	05	06	07	08	09
Masters				CUT	T10	T9	T15	CUT	CUT	T8	T37	T25	**1**
U.S. Open				T37	T7	T66	T35	16	T33	T26	**1**	CUT	T54
The Open Championship	T51		T4	CUT	CUT	CUT	T22		CUT	7	34	CUT	T24
PGA Championship			T41	T19	T37	T48	T45	CUT		CUT	CUT	T20	T63
THE PLAYERS					T26	T36	CUT		CUT	CUT		CUT	T14
Dell Technologies Match Play				T33		T33	T17		T17	T17	T33	T5	T33
Bridgestone Invitational						T19	T23	T4	T41	T4	T69	T36	T4
Mexico Championship			T25	T17	CNL	T36		T16	T18	T26	T19	WD	
THE NORTHERN TRUST											CUT	T19	CUT
Dell Technologies Championship											T23	T15	T4
BMW Championship											T30	T22	T45
TOUR Championship													T13

Year	10	11	12	13	14	15	16	17
Masters	T18	7	T32	2	CUT	T22	T24	CUT
U.S. Open	T22	CUT	T46	CUT	CUT	T64	T37	CUT
The Open Championship	CUT	CUT	CUT	T11	T19			
PGA Championship	CUT	CUT	CUT	WD	WD			
THE PLAYERS	CUT	T41	WD	T55	T38	WD		
Dell Technologies Match Play	T33							
Bridgestone Invitational	T33			T38	T31			
Mexico Championship	T50							
THE NORTHERN TRUST	T15			CUT	T22			
Dell Technologies Championship	T18			76	CUT			
BMW Championship	T63			T44	T12			

NATIONAL TEAMS: Presidents Cup (4), 2005, 2007, 2009, 2013; World Cup (9), 1998, 1999, 2000, 2001, 2002, 2003, 2004, 2005, 2006.

Rafael Cabrera Bello (BAY-oh)

EXEMPT STATUS: 61st in 2016-17 FedExCup points
FULL NAME: Rafael Cabrera Bello
HEIGHT: 6-2
WEIGHT: 179
BIRTHDATE: May 25, 1984
BIRTHPLACE: Las Palmas, Gran Canaria, Spain
RESIDENCE: Maspalomas, Gran Canaria, Spain
FAMILY: Wife, Sofia
EDUCATION: University of Las Palmas
SPECIAL INTERESTS: Reading, water sports, soccer, skiing
TURNED PROFESSIONAL: 2005

BEST PGA TOUR FINISH:

3—2016 World Golf Championships–Dell Technologies Match Play.

INTERNATIONAL VICTORIES (5):

2006 MAN NO Open [EurChall]. **2008** Credit Suisse Challenge [EurChall]. **2009** Austrian Golf Open [Eur]. **2012** Dubai Desert Classic [Eur]. **2017** Aberdeen Asset Management Scottish Open [Eur]

2016-17 SEASON:

Made the cut in 13 of 19 starts during the 2016-17 season, with four top-10 finishes. Ended the season No. 61 in the FedExCup standings. On the European Tour, notched his first victory since 2012 at the Scottish Open in a playoff…Advanced all the way to the third FedExCup Playoffs event, with his season ending following a T33 at the BMW Championship at Conway Farms…With his T18 finish at the Dell Technologies Championship, joined Emiliano Grillo and Stewart Cink as player who moved from outside the top 70 to inside that number (No. 60) to advance to the BMW Championship…Finished T4 in his attempt to join Phil Mickelson (2013) as the only players to win the Scottish Open and Open Championship back-to-back in the same season. The finish marked his first top-10 finish in a major championship…Won his first European Tour event in over five years as he claimed the fourth Rolex Series event of the season at the Aberdeen Asset Management Scottish Open. Had finished second six times since his win at the 2012 Dubai Desert Classic but overcame Callum Shinkwin in a playoff at Dundonald Links to win his third title. Posted a course-record final-round 64 to get to 13-under. A bogey from Shinkwin on the last allowed for a sudden-death playoff, where a stellar second shot into the par-5 18th set up a tournament-clinching birdie…Held a share of the 54-hole lead in his first start at the FedEx St. Jude Classic after rounds of 70-66-65 and total putts of 27, 25, 23 in the first three rounds. Marked his second lead/co-lead after any round on the PGA TOUR. Finished T4 after a final-round 71…Made history during the final round of THE PLAYERS Championship when he became the first player to record a double eagle at the par-5 No. 16, just the third double eagle at TPC Sawgrass. Began the final round five strokes back, but finished T4 in his second start in THE PLAYERS…Finished T8 at the ISPS HANDA World Cup with teammate Jon Rahm on the Spain team at Kingston Heath Golf Club in Australia in late-November…Posted four sub-par scores at TPC Kuala Lumpur in October to claim a share of 10th place at the CIMB Classic at 13-under 275.

PERSONAL:

Began playing as a youngster, with the garden in his backyard next to a golf course in the Canary Islands…Studied business and economics at the University of Las Palmas but didn't graduate when his professional career took off…His younger sister Emma plays on the Ladies European Tour…Owns a house in Bali, where he loves watersports.

PLAYER STATISTICS

MISCELLANEOUS PGA TOUR STATISTICS

Career PGA TOUR Low Round/Round: 63–2016 Wyndham Championship/1
Largest Career PGA TOUR Paycheck/Finish: $660,000–2016 World Golf Championships–Dell Technologies Match Play/3
Career High FedExCup Rank: After 2017 CIMB Classic/23
Career High Official World Rank: After 2017 World Golf Championships-Bridgestone Invitational/16

PGA TOUR CAREER SUMMARY — PLAYOFF RECORD: 0-0

Year	Events Played	Cuts Made	1st	2nd	3rd	Top 10	Top 25	FedExCup Pts/ Rank	Earnings/ Rank
2010	1	1							$23,385/
2012	6	4							16,168/
2013	5	4					2		120,718/
2014	5	3					1		59,950/
2015	4	3				1	1		129,450/
2016	10	9			1	3	5		804,350/
2017	19	13				4	8	880/61	1,934,675/53
Total	50	37			1	8	17		3,088,695

*** Majors and World Golf Championships are considered official on multiple tours***

PGA TOUR TOP TOURNAMENT SUMMARY

Year	10	11	12	13	14	15	16	17
Masters							T17	CUT
U.S. Open	T47		CUT				T32	T42
The Open Championship			T81	T21	CUT	T40	T39	T4
PGA Championship			CUT	T29	73	CUT	T49	CUT
THE PLAYERS							CUT	T4
Dell Technologies Match Play			T33	T17			3	T17
Bridgestone Invitational			T29					72
Mexico Championship			65	T63			T11	T38
HSBC Champions			T46					T19
THE NORTHERN TRUST								CUT
Dell Technologies Championship								T18
BMW Championship								T33

NATIONAL TEAMS: Ryder Cup (1), 2016; World Cup (2), 2013, 2016; Summer Olympics (1), 2016.



Chad Campbell

EXEMPT STATUS: 83rd in 2016-17 FedExCup points
FULL NAME: David Chad Campbell
HEIGHT: 6-1
WEIGHT: 205
BIRTHDATE: May 31, 1974
BIRTHPLACE: Andrews, Texas
RESIDENCE: Colleyville, Texas
FAMILY: Wife, Amy; Grayson (12/4/07), Dax (9/6/08), Cannon (3/22/10), Dodge (1/28/14)
EDUCATION: University of Nevada-Las Vegas (1996, Hotel Administration)
SPECIAL INTERESTS: Hunting, boating, spending time with family, watching all his sons play sports
TURNED PROFESSIONAL: 1996
JOINED TOUR: 2001
Web.com Tour Graduate (2001)

PGA TOUR VICTORIES (4):

2003 THE TOUR Championship presented by Coca-Cola. **2004** Bay Hill Invitational Presented by MasterCard. **2006** Bob Hope Chrysler Classic. **2007** Viking Classic.

WEB.COM TOUR VICTORIES (3):

2001 Richmond Open, Permian Basin Open, Monterey Peninsula Classic.

2016-17 SEASON:

Made the cut in 20 of 29 starts during the 2016-17 season, with a T6 at the CareerBuilder Challenge the best of his three top-10 finishes. Advanced to the FedExCup Playoffs for the ninth time in 11 years, wrapping up the season No. 83 in the standings…Missed the cut at the Dell Technologies Championship to end his season… Posted his second top-10 finish in his last three outings on the PGA TOUR with a T9 finish at The Greenbrier Classic. Marked his first top-10 in his fourth start at The Greenbrier Classic…Finished in an eight-way tie for 10th at the FedEx St. Jude Classic. Marked his second top-10 of the season… In his 15th start at the CareerBuilder Challenge, the 2006 tournament winner posted scores of 6-under 66 in rounds one and three to finish T6 with Brendan Steele. In round two on the PGA WEST Stadium Course, went eagle-double bogey-birdie-eagle on Nos. 5-8 en route to a 3-under 69.

PERSONAL:

Started playing golf with his father and brother in Andrews, Texas…While playing golf at UNLV, worked at a coffee shop with other teammates to earn spending money. Teammates at UNLV included Chris Riley and Ted Oh… Among several charitable initiatives, spent time at the 2009 AT&T Byron Nelson with a group of students from the J. Erik Jonsson Community School, a school which meets the educational needs of low-income children and their families.

PLAYER STATISTICS

MISCELLANEOUS PGA TOUR STATISTICS

Career PGA TOUR Low Round/Round: 61–2 times, most recent 2004 Bank of America Colonial/3
Largest Career PGA TOUR Paycheck/Finish: $1,080,000–2003 THE TOUR Championship presented by Coca–Cola/1
Career High FedExCup Rank: After 2008 Sony Open in Hawaii/9
Career High Official World Rank: After 2004 FedEx St. Jude Classic/9

PGA TOUR CAREER SUMMARY — PLAYOFF RECORD: 0-2

Year	Events Played	Cuts Made	1st	2nd	3rd	Top 10	Top 25	FedExCup Pts/ Rank	Earnings/ Rank
1998	1	1							$4,332/321
1999	2	1							11,038/281
2000	1								
2001	3	1		1		1	1		259,200/
2002	34	21			1	2	7		825,474/81
2003	27	25	1	3		9	15		3,912,064/7
2004	28	23	1	1		4	9		2,264,985/24
2005	27	22		2	1	5	11		2,391,432/20
2006	25	20	1	1	1	5	10		2,811,067/14
2007	28	18	1			2	6	87,658/107	1,701,242/49
2008	28	20		1	2	7	14	105,262/29	2,404,770/24
2009	26	19		2		3	8	1,043/59	1,725,237/48
2010	28	21				2	6	598/89	971,154/96
2011	29	21				1	7	1,076/59	1,104,024/83
2012	27	15			1	3	5	517/104	895,199/106
2013	25	14				1	4	330/136	510,661/135
2014	18	10				1	3	317/152	470,798/149
2015	30	18				2	7	670/96	1,015,707/100
2016	28	17				3	8	829/73	1,168,073/91
2017	29	20				3	8	630/83	1,329,941/80
Total	444	307	4	11	6	54	129		25,776,397

WEB.COM TOUR

Year	Events Played	Cuts Made	1st	2nd	3rd	Top 10	Top 25	Earnings/Rank
1993A	1							
1996	2	1					1	$2,050/193
1997	1							
1998	1	1						1,451/222
1999	2	2						1,879/197
2000	1							
2001	23	21	3	1		8	13	394,552/1
2013	4	2						10,017/211
2014	4	2					1	18,330/176
Total	39	29	3	1		8	15	428,279

*** Majors and World Golf Championships are considered official on multiple tours***

PGA TOUR TOP TOURNAMENT SUMMARY

Year	99	00	01	02	03	04	05	06	07	08	09	10	11
Masters					CUT	CUT	T17	T3	CUT		T2	T45	
U.S. Open	CUT	CUT	CUT		T35	CUT	T42	CUT	57	T18	CUT		CUT
The Open Championship					T15	CUT	CUT	65	CUT		CUT		T5
PGA Championship				CUT	2	T24	T28	T24	T57	CUT	T43	T62	
THE PLAYERS					T6	T42	CUT	T70	CUT	T10	CUT	CUT	T26
Dell Technologies Match Play						T9	T9	T5	4			T33	
Bridgestone Invitational					T53	T69	T33	T50	T77	T14	T11	T46	
Mexico Championship					T59	T50	T15	T32	T35		T53		
THE NORTHERN TRUST									CUT	T65	T46	T60	T52
Dell Technologies Championship									T60	T7	CUT	DQ	T21
BMW Championship										WD	T23		T37
TOUR Championship										T22			

Year	12	13	14	15	16	17
The Open Championship	T72					
THE PLAYERS	CUT	T43			T39	CUT
THE NORTHERN TRUST	CUT			CUT	CUT	T67
Dell Technologies Championship				CUT	T21	CUT

NATIONAL TEAMS: Ryder Cup (3), 2004, 2006, 2008.



Patrick Cantlay

EXEMPT STATUS: 29th in 2016-17 FedExCup points
FULL NAME: Patrick Cantlay
HEIGHT: 5-10
WEIGHT: 160
BIRTHDATE: March 17, 1992
BIRTHPLACE: Long Beach, California
RESIDENCE: Jupiter, Florida
FAMILY: Single

EDUCATION: UCLA
SPECIAL INTERESTS: Ping pong, watching movies
TURNED PROFESSIONAL: 2012
JOINED TOUR: 2013-14
Web.com Tour Graduate (2013)

BEST PGA TOUR CAREER FINISH:
2—2017 Valspar Championship.

WEB.COM TOUR VICTORIES (1):
2013 Colombia Championship.

2016-17 SEASON:
Had a comeback season where he made the cut in all 13 starts and totaled eight top-25s, four of which were top-10s. Fulfilled his Major Medical Extension with a runner-up at the Valspar Championship in just his second start of the season. Two starts later, finished T3 at the RBC Heritage. Advanced to the FedExCup Playoffs for the first time, making it through all four Playoffs events, one of two rookies to make it to the TOUR Championship. Ended his season ranked 29th in the FedExCup standings…Joined Xander Schauffele as the only rookies to advance all the way to the TOUR Championship in the FedExCup Playoffs. His T20 showing resulted in a 29th-place finish in the FedExCup standings…Secured the 29th position in the FedExCup standings, punching his ticket to his first TOUR Championship, with a T9 at the BMW Championship. Posted rounds of 67-65-70-70. Helped his chances with a 10-foot birdie putt on the 72nd hole…Earned a T10 finish at THE NORTHERN TRUST with 4-under 276 at Glen Oaks Club. Led GIR stat (87.5%) with 63 of 72 for the week at Glen Oaks Club…Making his first-ever appearance at the RBC Heritage, posted his second top-three finish in his last three starts on TOUR with a T3 finish at Harbour Town. Finished two strokes shy of Wesley Bryan's winning score of 13-under 271…In only his second start on the PGA TOUR in over a year due to injury, finished a shot back of Adam Hadwin in solo-second place at the Valspar Championship with rounds of 71-66-66-68. Entered the final round four shots back of Hadwin's lead, but took a share of the lead with two holes to play. Made bogey at the 72nd hole to finish one shot out of a playoff with Hadwin. Playing on a major medical extension (Web.com Tour category), the runner-up finish earned him $680,400 to satisfy the requirement needed to secure his TOUR card for the remainder of the season.

PERSONAL:
Started playing golf at age 3…Attended UCLA even though both his parents are USC grads…Has three younger siblings.

PLAYER STATISTICS

MISCELLANEOUS PGA TOUR STATISTICS
Career PGA TOUR Low Round/Round: 60–2011 Travelers Championship/2
Largest Career PGA TOUR Paycheck/Finish: $680,400–2017 Valspar Championship/2
Career High FedExCup Rank: After 2017 TOUR Championship/29
Career High Official World Rank: After 2018 Safeway Open/67

PGA TOUR CAREER SUMMARY — PLAYOFF RECORD: 0-0

Year	Events Played	Cuts Made	1st	2nd	3rd	Top 10	Top 25	FedExCup Pts/ Rank	Earnings/ Rank
2011A	5	5				1	4		
2012A	3	2							
2012	7	6							$105,526/
2013	7	2				1	1		195,411/
2014	5	2					1	48/217	76,131/212
2015	1	1						1/257	11,468/249
2017	13	13		1	1	4	8	296/29	2,049,632/47
Total	41	31		1	1	6	14		2,438,168

WEB.COM TOUR

Year	Events Played	Cuts Made	1st	2nd	3rd	Top 10	Top 25	Earnings/Rank
2012	4	3		1		2	2	$72,460/79
2013	9	6	1	1		2	2	135,105/29
Total	13	9	1	2		4	4	315,565

*** Majors and World Golf Championships are considered official on multiple tours***

PGA TOUR TOP TOURNAMENT SUMMARY

Year	11	12	13	14	15	16	17
Masters		T47					
U.S. Open	T21	T41					
PGA Championship							T33
THE PLAYERS							T22
THE NORTHERN TRUST							T10
Dell Technologies Championship							T13
BMW Championship							T9
TOUR Championship							T20

NATIONAL TEAMS: Walker Cup (1), 2011; Palmer Cup (1), 2011.



Paul Casey

EXEMPT STATUS: 11th in 2016-17 FedExCup points
FULL NAME: Paul Alexander Casey
HEIGHT: 5-10
WEIGHT: 180
BIRTHDATE: July 21, 1977
BIRTHPLACE: Cheltenham, England
RESIDENCE: Phoenix, Arizona; Weybridge, England
FAMILY: Wife, Pollyanna, Lex Samuel (9/1/14), Astaria Noelle (9/11/17)
EDUCATION: Arizona State University
SPECIAL INTERESTS: Food, music, cars, mountain biking
TURNED PROFESSIONAL: 2000
JOINED TOUR: 2004

PGA TOUR VICTORIES (1):

2009 Shell Houston Open.

INTERNATIONAL VICTORIES (14):

2001 Gleneagles Scottish PGA. **2003** ANZ Championship [Eur], Benson and Hedges International Open [Eur]. **2005** TCL Classic [Eur]. **2006** Johnnie Walker Championship at Gleneagles [Eur], Volvo China Open [Eur], HSBC World Match Play [Eur]. **2007** Abu Dhabi Golf Championship [Eur]. **2009** Abu Dhabi Championship [Eur], BMW PGA Championship [Eur]. **2011** Volvo Golf Champions [Eur], Shinhan Donghae Open [Kor]. **2013** Irish Open [Eur]. **2014** KLM Open [Eur].

OTHER VICTORIES: (1):

2004 World Golf Championships-World Cup [with Luke Donald].

2016-17 SEASON:

Finished 11th in the FedExCup standings on the strength of nine top-10 finishes in 24 starts, highlighted by a third-place showing at the Safeway Open, the first event of the 2016-17 season. Advanced to the FedExCup Playoffs for a seventh time, where he finished inside the top five in three of the four Playoffs events…Making his fourth start in the TOUR Championship, opened with scores of 66-67-65 to take a two-stroke lead into the final round at 12-under 198. A final-round, 3-over 73 resulted in solo-fifth at 9-under 271. The finish marked his fourth consecutive top-five showing at East Lake…With a T4 finish at the Dell Technologies Championship, finished five strokes behind champion Justin Thomas. It represented his ninth top-10 result in his 17th FedExCup Playoffs event and his sixth in his last seven Playoffs event. Solo-fifth at THE NORTHERN TRUST marked his eighth top-10 result in his 16th FedExCup Playoffs event and his fifth in his last six Playoffs events…With rounds of 70-69-67-67, quietly improved each day at the WGC-Bridgestone Invitational to finish T5 at 7-under 273. After two birdies and an eagle (No. 17/R2) in the first 36 holes, recorded 12 birdies on the weekend…Two years after losing to Bubba Watson in a playoff at TPC River Highlands, finished T5 in the Travelers Championship. Began the final round four shots back and closed with a 69 to finish in the top five…Opened the DEAN & DELUCA Invitational with three rounds in the 60s (69-66-68), but struggled to a 3-over 73 on the final day to finish T10, six strokes behind champion Kevin Kisner. Had entered the final round in a tie for second and in the final grouping, two strokes behind 54-hole leader Webb Simpson. In five starts at Colonial, has finished inside the top 15 three times (5-2009, T10-2017, T13-2010)…In his 11th start at the Masters, overcame a second-round, 3-over 75 with weekend scores of 69-68 to finish at 4-under 284 and alone in sixth place. The finish marked his fifth top-10 showing at Augusta and third consecutive…Advanced out of Group Play at World Golf Championships-Dell Technologies Match Play before losing to Hideto Tanihara (2 and 1) in the round of 16 to finish T9…Telling media early in the week of the Safeway Open that he had "unfinished business" after the 2015-16 season, claimed his fourth top-five finish, a T3, in as many starts on the PGA TOUR. Opened with an 8-under 64 at Silverado Resort and Spa en route to the T3 finish with Scott Piercy, Michael Kim and Johnson Wagner. With the finish in Napa Valley, moved to 58-under par in his last 16 rounds on TOUR.

PERSONAL:

Began his own foundation in 2007 for junior golfers at Foxhills GC near London, the course he grew up playing. Tried for a tennis scholarship at Foxhills at age 10, was unsuccessful and then returned the next year to earn a golf scholarship. Foundation offers scholarships to needy junior golfers…Enjoys mountain biking, snowboarding and his collection of Nike Dunks…Website is paulcasey.com and twitter is @Paul_Casey.

PLAYER STATISTICS

MISCELLANEOUS PGA TOUR STATISTICS

Career PGA TOUR Low Round/Round: 62–2015 Sony Open in Hawaii/1
Largest Career PGA TOUR Paycheck/Finish: $1,026,000–2009 Shell Houston Open/1
Career High FedExCup Rank: After 2016 TOUR Championship/5
Career High Official World Rank: After 2009 The Barclays/3

PGA TOUR CAREER SUMMARY — PLAYOFF RECORD: 1-2

Year	Events Played	Cuts Made	1st	2nd	3rd	Top 10	Top 25	FedExCup Pts/ Rank	Earnings/ Rank
2001	3	1							$8,580/
2002	9	4					1		55,921/
2003	7	5				2	3		136,700/
2004	11	7				2	6		517,939/
2005	10	4					2		195,193/197
2006	8	7				1	3		209,401/
2007	10	9				4	5		553,270/
2008	16	12				4	7	97,685/74	1,156,414/95
2009	12	9	1	1		3	6	1,161/52	2,582,181/22
2010	17	14		2	1	7	13	2,250/6	3,613,194/8
2011	15	11				1	4	280/144	590,386/136
2012	9	2						19/233	56,755/221
2013	7	4						100/197	147,612/193
2014	16	12					9	699/95	877,968/108
2015	24	20		2	2	8	10	632/13	3,488,311/21
2016	22	17		2		7	12	1,880/5	3,885,560/14
2017	24	23			1	9	17	920/11	3,906,974/17
Total	220	161	1	7	4	48	98		21,982,359

WEB.COM TOUR

Year	Events Played	Cuts Made	1st	2nd	3rd	Top 10	Top 25	Earnings/Rank
2001	1							
Total	1							

*** Majors and World Golf Championships are considered official on multiple tours***

NATIONAL TEAMS: Ryder Cup (3), 2004, 2006, 2008; World Cup (4), 2001, 2002, 2003, 2004; Seve Trophy (5), 2002, 2003, 2005, 2007, 2013; Walker Cup (1), 1999.

PGA TOUR TOP TOURNAMENT SUMMARY

Year	02	03	04	05	06	07	08	09	10	11	12	13	14
Masters			T6	CUT		T10	T11	T20	CUT	T38	CUT		
U.S. Open		CUT	CUT	WD	15	T10	T65	CUT	T40	CUT		T45	T56
The Open Championship	CUT	CUT	T20	CUT	71	T27	T7	T47	T3	T54	CUT		T47
PGA Championship	CUT	66	CUT	T59	CUT	T40	T15		T12	T72	CUT	T33	CUT
THE PLAYERS			T10	CUT		CUT	CUT	T14	CUT	CUT	WD		
Dell Technologies Match Play		T33	T33	T33	T33	T5	T9	2	2	T17			
Bridgestone Invitational		T17	T16	T19	T4	T51	T8	WD	T22	T45		T27	
Mexico Championship		T8	T21		T56	T9	T51	T31	T6	T18	T51		
HSBC Champions								WD	T6	T4			20
THE NORTHERN TRUST							T7		T12				T22
Dell Technologies Championship							CUT		T25				
BMW Championship									2				
TOUR Championship									T4				

Year	15	16	17
Masters	T6	T4	6
U.S. Open	T39	CUT	26
The Open Championship	T74	CUT	T11
PGA Championship	T30	T10	T13
THE PLAYERS	WD	T23	T22
Dell Technologies Match Play	T5	T51	T9
Bridgestone Invitational	T17	T16	T5
Mexico Championship	T38	7	T16
HSBC Champions		T23	T12
THE NORTHERN TRUST	T39	T31	5
Dell Technologies Championship	WD	2	T4
BMW Championship	T23	2	T33
TOUR Championship	T5	4	5



Bud Cauley

EXEMPT STATUS: 65th in 2016-17 FedExCup points
FULL NAME: William Carl Cauley III
HEIGHT: 5-7
WEIGHT: 160
BIRTHDATE: March 16, 1990
BIRTHPLACE: Daytona Beach, Florida
RESIDENCE: Jacksonville, Florida
FAMILY: Single

EDUCATION: University of Alabama
SPECIAL INTERESTS: Ping pong, watching movies, Alabama football, spending time with family and friends
TURNED PROFESSIONAL: 2011
JOINED TOUR: 2012
Web.com Tour Graduate (2013, 2014)

BEST PGA TOUR CAREER FINISHES:

3—2011 Frys.com Open, 2012 Wyndham Championship, T3--2017 CareerBuilder Challenge.

WEB.COM TOUR VICTORIES (1):

2014 Hotel Fitness Championship.

2016-17 SEASON:

Made the cut in 18 of 28 starts during the 2016-17 season, with five top-10 finishes and a season-best T3 at the CareerBuilder Challenge…Wrapped up the season with a T27 at the BMW Championship, finishing the season No. 65 in the FedExCup standings, his best finish since his rookie season in 2012 (No. 38)…With a T5 finish at the AT&T Byron Nelson, upped his streak to four consecutive top-10 finishes on the PGA TOUR. At 8-under 272, finished four strokes out of the Billy Horschel-Jason Day playoff. After missing the cut in Las Colinas in his inaugural start in 2014, has now finished inside the top five in back-to-back seasons (T4 in 2016, T5 in 2017). It marked his fifth top-10 of the season…Teamed with Justin Thomas to finish T5 at 19-under, helped by final-round 61, in Foursomes/Four-ball format at the Zurich Classic of New Orleans…A week later at the Valero Texas Open, started strong with opening rounds of 70-66 to claim a share of the 36-hole lead at 8-under 136 with Tony Finau. Lost some steam on the weekend, posting scores of 74-72 to finish T10 at 6-under 282 with Camilo Villegas and Branden Grace…Opened the RBC Heritage with an 8-under 63, falling just one stroke shy of his personal-best PGA TOUR score at the 2012 RSM Classic (round one) and the best opening-round score at the RBC Heritage, set by Davis Love III in 2002 and Peter Lonard in 2005. Held a two-stroke lead over Luke Donald, Graham DeLaet and Sam Saunders after day one, later adding scores of 72-71-69 to finish T9, four strokes behind champion Wesley Bryan…In his 100th career start on the PGA TOUR at the CareerBuilder Challenge, snapped a streak of four straight missed cuts with a T3 finish in the Coachella Valley. It marked his best showing since finishing alone in third at the 2012 Wyndham Championship. In the final round, holed his third shot for an eagle on the par-5 11th hole from 103 yards to take a share of the lead. Added a birdie at No. 14 to post a 3-under 69 and finish two strokes back at 18-under 270 with Brian Harman.

PERSONAL:

Supports Birdies for the Brave. His father and grandfather are both U.S. Navy veterans His father retired in 2010 after 20 years of service. His mother is a reading coach at an elementary school…His father, Bill, introduced him to the game, at age 5…Was homeschooled so he could practice golf during the day…Dream foursome would include Megan Fox, Carrie Underwood and Jack Nicklaus…Favorite quote is "Winners never quit, and quitters never win."…Bucket list includes scuba diving on the Great Barrier Reef…Twitter account is @budcauley.

PLAYER STATISTICS

MISCELLANEOUS PGA TOUR STATISTICS

Career PGA TOUR Low Round/Round: 62–2012 The McGladrey Classic/1
Largest Career PGA TOUR Paycheck/Finish: $353,600–2012 Wyndham Championship/3
Career High FedExCup Rank: After 2018 Safeway Open/7
Career High Official World Rank: After 2012 The McGladrey Classic/53

PGA TOUR CAREER SUMMARY — PLAYOFF RECORD: 0-0

Year	Events Played	Cuts Made	1st	2nd	3rd	Top 10	Top 25	FedExCup Pts/ Rank	Earnings/ Rank
2010A	1								
2011	8	7			1	2	5		$735,150/
2012	28	21			1	6	10	1,342/38	1,774,479/44
2013	24	10					3	343/131	443,698/144
2014	19	9				1	4	357/143	647,886/129
2016	14	9				3	5	409/135	760,430/121
2017	28	18			1	5	7	816/65	1,553,685/72
Total	122	74			3	17	34		5,915,328

WEB.COM TOUR

Year	Events Played	Cuts Made	1st	2nd	3rd	Top 10	Top 25	Earnings/Rank
2010A	1							
2011	2	2				1	1	$28,660/127
2013	4	3				1	2	55,900/98
2014	3	2	1			1	1	4,460/197
2015	7	1						4,484/189
Total	17	8	1			3	4	273,504

*** Majors and World Golf Championships are considered official on multiple tours***

PGA TOUR TOP TOURNAMENT SUMMARY

Year	11	12	13	14	15	16	17
U.S. Open	T63						CUT
The Open Championship			T32				
PGA Championship		CUT					T33
THE PLAYERS		CUT	CUT				
THE NORTHERN TRUST		T10					CUT
Dell Technologies Championship		T57					T47
BMW Championship		T56					T27

NATIONAL TEAMS: Walker Cup (1), 2009; Palmer Cup (1), 2009.

Alex Cejka (CHAY-kuh)

EXEMPT STATUS: 33rd on 2017 Web.com Tour priority list
FULL NAME: Alexander Cejka
HEIGHT: 5-10
WEIGHT: 170
BIRTHDATE: December 2, 1970
BIRTHPLACE: Marienbad, Czech Republic (of German nationality)

RESIDENCE: Las Vegas, Nevada
FAMILY: Wife, Alyssa
SPECIAL INTERESTS: Fishing, motorcycles, boating
TURNED PROFESSIONAL: 1989
Q SCHOOL: 2002, 2005, 2006
JOINED TOUR: 2003
Web.com Tour Graduate (2014, 2017)

PGA TOUR VICTORIES (1):

2015 Puerto Rico Open.

WEB.COM TOUR VICTORIES (1):

2014 Pacific Rubiales Colombia Championship.

INTERNATIONAL VICTORIES (11):

1990 Czech Open. **1991** Audi Quattro Trophy [EurChall]. **1992** Czech Open. **1993** Audi Open [EurChall]. **1995** Turespana Open Andalucia [Eur], Hohe Brucke Open [Eur], Volvo Masters [Eur]. **1997** KB Golf Challenge [EurChall]. **1998** Lancia Golf Pokal. **2002** Lancome Trophy [Eur], Galeria Kaufhof Pokal Challenge [EurChall].

2016-17 SEASON:

Claimed four top-25 finishes in 28 starts through the Wyndham Championship, highlighted by a T9 at the Greenbrier Classic. Failed to advance to the FedExCup Playoffs, ending his season at No. 149 in the FedExCup standings. Competed in the Web.com Tour Finals where a fourth-place effort at the Albertsons Boise Open was enough to secure his PGA TOUR card for the 2017-18 season…Birdied the 72nd hole at the Albertsons Boise Open for fourth-place finish to secure his PGA TOUR card for the 2017-18 season…Finished T9 at The Greenbrier Classic on the strength of a 6-under-par 64, equaling the best round of the final day. It was his best finish in a PGA TOUR event since a T5 at the 2016 RBC Canadian Open. Topped his previous-best finish during the current season had been a T14 at the Valspar Championship in March.

PERSONAL:

Fled Communist Czechoslovakia (now Czech Republic) at age 9 as a refugee, traveling by foot and train, by swimming and biking with his father to Yugoslavia, Italy and Switzerland before settling in Frankfurt, Germany. Has fulfilled his lifelong dream of playing on the PGA TOUR from the hardships he and his family suffered under Communism to enjoy the freedom of opportunity in America…Was a great ice hockey and soccer player but saw Bernhard Langer play and switched to golf.

PLAYER STATISTICS

MISCELLANEOUS PGA TOUR STATISTICS

Career PGA TOUR Low Round/Round: 63–2004 Booz Allen Classic/2
Largest Career PGA TOUR Paycheck/Finish: $540,000–2 times, most recent 2015 Puerto Rico Open/1
Career High FedExCup Rank: After 2016 Shriners Hospitals for Children Open/8
Career High Official World Rank: After 2003 Bell Canadian Open/33

PGA TOUR CAREER SUMMARY — PLAYOFF RECORD: 1-0

Year	Events Played	Cuts Made	1st	2nd	3rd	Top 10	Top 25	FedExCup Pts/ Rank	Earnings/ Rank
1996	10	5				1	2		$134,961/143
1997	1								
1999	2	2							6,800/304
2000	1								
2001	1	1					1		57,310/
2002	1								
2003	30	20		1		4	7		1,182,883/60
2004	24	16		1		3	7		1,313,483/54
2005	31	15					5		510,082/140
2006	30	16			1	2	3		525,484/145
2007	25	17				4	6	86,350/124	868,303/120
2008	25	13				4	5	94,190/120	893,998/117
2009	25	16				3	9	416/116	953,664/95
2010	28	13			1	4	6	489/103	904,253/108
2011	21	11					2	303/134	344,902/163
2012	12	7					2	166/177	218,117/183
2013	2								
2014	6	5						34/227	57,059/218
2015	30	18	1			1	7	859/71	1,227,196/79
2016	22	15		1		4	9	754/83	1,566,308/55
2017	28	16				1	4	276/149	618,171/147
Total	355	206	1	3	2	31	75		11,382,973

WEB.COM TOUR

Year	Events Played	Cuts Made	1st	2nd	3rd	Top 10	Top 25	Earnings/Rank
2002	5	3				1	2	$33,967/
2007	1							
2011	1							
2012	2	1						1,691/270
2013	21	11				2	3	81,247/64
2014	15	11	1	1		3	5	276,448/6
2017	3	2				1	1	53,480/97
Total	48	28	1	1		7	11	458,457

*** Majors and World Golf Championships are considered official on multiple tours***

PGA TOUR TOP TOURNAMENT SUMMARY

Year	96	97	98	99	00	01	02	03	04	05	06	07	08
Masters	44								26				
U.S. Open	T50							T61	T60				
The Open Championship	T11	CUT			CUT	T13	CUT			CUT			CUT
PGA Championship	T52			T65				4	CUT	CUT			
THE PLAYERS									T33	T12			CUT
Dell Technologies Match Play								T9	T17	T33			
Bridgestone Invitational								T42	T9				
Mexico Championship				T55				T12	T28				
THE NORTHERN TRUST												CUT	

Year	09	10	11	12	13	14	15	16	17
Masters			T35						
U.S. Open		T8	CUT	T41		T60			
PGA Championship							WD		
THE PLAYERS	T9	T58	CUT				74	T9	T79
THE NORTHERN TRUST	T73	CUT					CUT		
Dell Technologies Championship							T39		

NATIONAL TEAMS: World Cup (12), 1995, 1996, 1997, 2000, 2002, 2003, 2005, 2007, 2008, 2009, 2011, 2016; Summer Olympics (1), 2016; Dunhill Cup (4), 1994, 1995, 1997, 1998; Seve Trophy (3), 2000, 2002, 2003.



Greg Chalmers (CHALM-ers)

EXEMPT STATUS: 2015-16 tournament winner (through 2017-18)
FULL NAME: Gregory John Chalmers
HEIGHT: 6-0
WEIGHT: 200
BIRTHDATE: October 11, 1973
BIRTHPLACE: Sydney, Australia
RESIDENCE: Colleyville, Texas

FAMILY: Wife, Nicole; Max Gregory (6/3/03), Lachlan Robert (6/1/06)
SPECIAL INTERESTS: Fitness, car racing
TURNED PROFESSIONAL: 1995
Q SCHOOL: 1998
JOINED TOUR: 1999
Web.com Tour Graduate (2005, 2008)

PGA TOUR VICTORIES (1):

2016 Barracuda Championship.

WEB.COM TOUR VICTORIES (2):

2005 Albertsons Boise Open. **2008** Henrico County Open.

INTERNATIONAL VICTORIES (5):

1997 ANZ Players Championship [Aus]. **1998** Holden Australian Open [Aus]. **2011** Emirates Australian Open [Aus], Australian PGA Championship [Aus]. **2014** Australian PGA Championship [Aus].

2016-17 SEASON:

Collected three top-25 finishes in 28 starts through the Wyndham Championship. Finished the season ranked 173rd in FedExCup points…A T17 at the Arnold Palmer Invitational presented by Mastercard marked his best finish of the season.

PERSONAL:

Started his charity, MAXimumchanges.org in 2012, to support children with autism. Name comes from son Max who was diagnosed with autism at the age of 22 months in 2005…When he won the 2016 Barracuda Championship, wife Nicole was so nervous at home in Colleyville, Texas, she sat on the curb outside the couple's home as he played the 18th hole…Nicknamed "Snake" by Australasian Tour peers…Enjoys John Grisham novels…Is a fan of Dallas-area pro teams, especially the NHL's Stars.

PLAYER STATISTICS

MISCELLANEOUS PGA TOUR STATISTICS

Career PGA TOUR Low Round/Round: 63–2002 Buick Invitational/4
Largest Career PGA TOUR Paycheck/Finish: $576,000–2016 Barracuda Championship/1
Career High FedExCup Rank: After 2012 TOUR Championship by Coca-Cola/35
Career High Official World Rank: After 2012 BMW Championship/53

PGA TOUR CAREER SUMMARY — PLAYOFF RECORD: 0-0

Year	Events Played	Cuts Made	1st	2nd	3rd	Top 10	Top 25	FedExCup Pts/ Rank	Earnings/ Rank
1998	2	1							$10,305/273
1999	34	20				1	7		362,635/114
2000	28	19		1		5	10		1,063,456/41
2001	27	21				1	7		692,170/75
2002	31	15				2	7		640,898/106
2003	32	17				1	3		403,254/142
2004	22	13				2	3		402,380/156
2006	28	8							151,265/203
2009	26	15		1		2	8	696/87	1,058,286/89
2010	27	19				2	6	1,113/56	989,415/91
2011	28	17				2	6	692/81	832,191/105
2012	25	20				1	7	1,402/35	1,166,627/81
2013	25	14				2	2	558/97	632,283/124
2014	27	16				1	4	402/132	578,979/139
2015	17	12						242/172	291,016/177
2016	12	6	1			1	1	366/142	695,188/130
2017	28	10					3	156/173	344,631/172
Total	419	243	1	2		23	74		10,314,979

WEB.COM TOUR

Year	Events Played	Cuts Made	1st	2nd	3rd	Top 10	Top 25	Earnings/Rank
2004	4							
2005	26	14	1			5	8	$233,063/14
2006	1							
2007	27	16			1	3	9	143,090/44
2008	24	19	1			10	16	321,930/8
2014	4	2				1	1	32,620/140
2015	6	4						3,327/197
2016	9	3				2	2	33,909/112
Total	101	58	2		1	21	36	772,949

*** Majors and World Golf Championships are considered official on multiple tours***

PGA TOUR TOP TOURNAMENT SUMMARY

Year	98	99	00	01	02	03	04	05	06	07	08	09	10
Masters				CUT									
U.S. Open					CUT								
The Open Championship	T57												
PGA Championship	CUT		T4	T44									
THE PLAYERS			T9	T58	CUT	CUT							T34
Dell Technologies Match Play				T33									
HSBC Champions												T45	
THE NORTHERN TRUST												CUT	T31
Dell Technologies Championship												T36	T41
BMW Championship													T24

Year	11	12	13	14	15	16	17
U.S. Open	CUT						
The Open Championship		T45			T58	81	
PGA Championship		T32				CUT	
THE PLAYERS	T41	CUT	T37	CUT			CUT
Dell Technologies Match Play		T33					
Bridgestone Invitational		T55					
Mexico Championship		T20			T49		
HSBC Champions		T46				T58	
THE NORTHERN TRUST	T43	9	T37				
Dell Technologies Championship	T42	T39	CUT				
BMW Championship		T16					



Kevin Chappell (CHAP-pull)

EXEMPT STATUS: 2016-17 tournament winner (through 2018-19)
FULL NAME: Kevin Alan Chappell
HEIGHT: 6-0
WEIGHT: 180
BIRTHDATE: July 8, 1986
BIRTHPLACE: Fresno, California
RESIDENCE: Fresno, California

FAMILY: Wife, Elizabeth; Wyatt (4/12/15), Collins (1/19/17)
EDUCATION: UCLA
SPECIAL INTERESTS: Boating, fishing
TURNED PROFESSIONAL: 2008
JOINED TOUR: 2011
Web.com Tour Graduate (2010)

PGA TOUR VICTORIES (1):

2017 Valero Texas Open.

WEB.COM TOUR VICTORIES (1):

2010 Fresh Express Classic at TPC Stonebrae.

2016-17 SEASON:

Advanced to the FedExCup Playoffs for the seventh consecutive season, including his second straight trip to the FedExCup Playoffs finale, the TOUR Championship. With 21 made cuts in 27 starts, finished the season No. 27 in the FedExCup standings. Season highlighted by his first PGA TOUR victory (the Valero Texas Open) and first Presidents Cup appearance…Posted a 1-1-1 record in his debut Presidents Cup appearance, helping lead the United States to a 19-11 win over the International Team. Was first out in Sunday singles, halving the match with Australian Marc Leishman. Teamed with Charley Hoffman in Four-ball competition on day two with a 6-and-5 win over Anirban Lahiri and Charl Schwartzel. Only loss during the competition came in the Saturday afternoon Four-ball competition, teaming again with Hoffman but coming up just short to Anirban Lahiri and Si Woo Kim, with the International team winning 1-up…Began THE NORTHERN TRUST at No. 30 in the FedExCup and advanced to No. 17 with a T6 finish. Third-round 6-under 64 matched course record set by Russell Henley in opening round at Glen Oaks Club…Played in the final group of the final round with 54-hole leader Charley Hoffman at the RBC Canadian Open. Began the round one stroke back of Hoffman but struck trouble early when he had an air-swing on the second hole while attempting a shot from the trees. Never recovered, shooting final-round 71 to slip to T8…Played his last 13 holes with four birdies against no bogeys to close with a 69 in the final round of the FedEx St. Jude Classic. Finished T4 and two shots behind winner Daniel Berger…In his 180th career start on the PGA TOUR, sank a clutch eight-foot birdie putt on the 72nd hole of the Valero Texas Open to edge Brooks Koepka by a stroke and claim his first TOUR title. Took a one-stroke lead into the final round and closed with a 4-under 68 for the win at TPC San Antonio. With scores of 68-69-71-68--276 (-12), was the only player in the field to post a sub-par score each round. Victory was extra special, as his second-ever start on the PGA TOUR came at the 2008 Valero Texas Open (MC). Also, in 2011, finished T2 in the event to Brendan Steele…Opened with a 1-under 71 at the Masters, one of just 11 sub-par rounds on a windy Thursday. Followed a second-round, 4-over 76 with weekend scores of 70-68 to finish at 3-under 285 and T7 with Rory McIlroy in his second start at Augusta.

PERSONAL:

Father got him started playing golf at age 5 when he tagged along. Didn't take golf seriously until eighth grade when family moved near a golf course…Huge San Francisco Giants fan and avidly watches UCLA football and basketball…Can sing every Garth Brooks song…His godmother ran a summer program for the Special Olympics and he volunteered every summer growing up. The program has a special place in his heart…Fascinated by conspiracy theories and will stay up for hours clicking on YouTube links…Believes a ball only has one birdie and therefore changes balls after each birdie.

PLAYER STATISTICS

MISCELLANEOUS PGA TOUR STATISTICS

Career PGA TOUR Low Round/Round: 62–2 times, most recent 2013 The Barclays/3
Largest Career PGA TOUR Paycheck/Finish: $1,134,000–2016 THE PLAYERS Championship/2
Career High FedExCup Rank: After 2016 AT&T Byron Nelson/5
Career High Official World Rank: After 2017 AT&T Byron Nelson/23

PGA TOUR CAREER SUMMARY — PLAYOFF RECORD: 0-1

Year	Events Played	Cuts Made	1st	2nd	3rd	Top 10	Top 25	FedExCup Pts/ Rank	Earnings/ Rank
2008	2								
2009	3	1				1	1		$197,488/
2010	2	1					1		44,000/
2011	26	13		1	2	3	3	673/84	1,339,640/66
2012	29	18				1	5	447/114	647,510/125
2013	24	16		1		3	7	1,237/45	1,589,839/56
2014	28	22				1	9	1,268/55	1,343,412/80
2015	26	17				2	11	1,186/52	1,281,552/74
2016	27	19		4	1	8	8	1,320/8	4,501,050/8
2017	27	21	1			5	8	352/27	3,149,615/24
Total	194	128	1	6	3	24	53		14,094,104

WEB.COM TOUR

Year	Events Played	Cuts Made	1st	2nd	3rd	Top 10	Top 25	Earnings/Rank
2008	1	1						$3,525/238
2009	9	6				2	4	71,099/80
2010	24	14	1	1	1	7	10	326,507/9
2011	1	1						1,575/292
Total	35	22	1	1	1	9	14	402,705

*** Majors and World Golf Championships are considered official on multiple tours***

PGA TOUR TOP TOURNAMENT SUMMARY

Year	11	12	13	14	15	16	17
Masters		T44					T7
U.S. Open	T3	T10	T32		T46	CUT	T23
The Open Championship						T53	CUT
PGA Championship			CUT	T13	T43	CUT	T33
THE PLAYERS	T69	CUT	T68	T26	CUT	2	T35
Dell Technologies Match Play							T39
Bridgestone Invitational						T3	T13
Mexico Championship							T55
HSBC Champions							T35
THE NORTHERN TRUST	T32	CUT	T15	T30	T24	T31	T6
Dell Technologies Championship	CUT		T22	T50	T12	T8	T35
BMW Championship			T62	T16	T23	T61	T12
TOUR Championship						T2	T28

NATIONAL TEAMS: Presidents Cup (1), 2017; Palmer Cup (1), 2008.

K.J. Choi (CHOY)

EXEMPT STATUS: Top 25 on Career Money List
FULL NAME: Kyoung-Ju Choi
HEIGHT: 5-8
WEIGHT: 185
BIRTHDATE: May 19, 1970
BIRTHPLACE: Wando, South Korea
RESIDENCE: Westlake, Texas

FAMILY: Wife, Hyunjung Kim; Hohjun "David" (5/9/97), Amanda (3/4/02), Daniel (12/26/03)
SPECIAL INTERESTS: Movies
TURNED PROFESSIONAL: 1994
Q SCHOOL: 1999, 2000
JOINED TOUR: 2000

PGA TOUR VICTORIES (8):

2002 Compaq Classic of New Orleans, Tampa Bay Classic presented by Buick. **2005** Chrysler Classic of Greensboro. **2006** Chrysler Championship. **2007** the Memorial Tournament presented by Morgan Stanley, AT&T National. **2008** Sony Open in Hawaii. **2011** THE PLAYERS Championship.

INTERNATIONAL VICTORIES (10):

1996 Korean Open. **1999** Ube Kosan Open [Jpn], Kirin Open [Jpn], Kolon Korean Open. **2003** Linde German Masters [Eur], S.K. Telecom Open [Asia]. **2005** S.K. Telecom Open [Asia]. **2009** Iskandar Johor Open [Asia]. **2011** CJ Invitational [Asia]. **2012** CJ Invitational [Asia].

2016-17 SEASON:

Made 11 cuts in 25 PGA TOUR starts, with three top-25 results, including a season-best T17 at the Genesis Open. Finished 177th in FedExCup standings and will play out of the Top 25 Career Money List category for the 2017-18 PGA TOUR Season.

PERSONAL:

Interest in golf grew after one of his high school teachers recommended he try the sport. Began studying Jack Nicklaus lesson books and videos and spent long hours hitting practice balls on his island home's only practice range. First Korean to earn a PGA TOUR card…Grew up the son of a farmer/fisherman and as a teenage powerlifter earned the nickname "Tank" because he could squat 350 pounds although he weighed a mere 95 pounds. He didn't have the upper-body strength to pursue that sport, so he turned to golf, at age 16…After his 2005 victory at the Wyndham Championship, donated $90,000 to the Korean Presbyterian Church in Greensboro, N.C., that he has attended each year he played the tournament…Following his win at the 2011 PLAYERS Championship, donated $200,000 to help victims of the tornadoes that ravaged the southeastern United States in April of that year.…Through the K.J. Choi Foundation (kjchoifoundation.org), donated his $100,000 winnings from the 2013 ISPS Handa World Cup to help with the Typhoon Haiyan relief efforts in the Philippines. The funds, sent to the American Red Cross in conjunction with the Philippines' chapter of the Red Cross, were used to provide relief supplies to the areas worst hit by the typhoon.

PLAYER STATISTICS

MISCELLANEOUS PGA TOUR STATISTICS
Career PGA TOUR Low Round/Round: 62–2 times, most recent 2003 Valero Texas Open/2
Largest Career PGA TOUR Paycheck/Finish: $1,710,000–2011 THE PLAYERS Championship/1
Career High FedExCup Rank: After 2008 FBR Open/1
Career High Official World Rank: After 2008 PODS Championship/5

PGA TOUR CAREER SUMMARY — PLAYOFF RECORD: 1-0

Year	Events Played	Cuts Made	1st	2nd	3rd	Top 10	Top 25	FedExCup Pts/ Rank	Earnings/ Rank
1998	1								
1999	2	2					1		$31,457/241
2000	30	16				1	4		305,745/134
2001	29	19				5	8		800,326/65
2002	27	19	2			7	11		2,204,907/17
2003	32	25		1		6	13		1,999,663/30
2004	24	19			1	7	10		2,077,775/26
2005	24	18	1			3	7		1,765,374/40
2006	26	22	1			4	10		2,376,548/27
2007	25	21	2	1		7	17	103,765/5	4,587,859/5
2008	21	16	1			5	12	110,646/10	2,683,442/16
2009	22	13			1	1	6	492/101	968,506/93
2010	22	19		1	1	4	9	718/15	2,199,962/33
2011	22	18	1	1	2	8	10	1,207/11	4,434,691/4
2012	21	16				2	6	602/98	969,057/102
2013	24	20				2	6	816/73	973,751/85
2014	23	17		2		2	6	1,019/69	1,677,848/59
2015	19	14					2	358/152	448,864/161
2016	22	14		1		2	5	705/91	1,328,448/80
2017	25	11					3	143/177	292,716/180
Total	441	319	8	7	5	66	146		32,126,938

*** Majors and World Golf Championships are considered official on multiple tours***

PGA TOUR TOP TOURNAMENT SUMMARY

Year	98	99	00	01	02	03	04	05	06	07	08	09	10
Masters						T15	3	T33	CUT	T27	41	CUT	T4
U.S. Open				CUT	T30	CUT	T31	T15	CUT	CUT	CUT	T47	T47
The Open Championship	CUT	T49			CUT	T22	T16	T41	CUT	T8	T16	CUT	CUT
PGA Championship				T29	CUT	T69	T6	T40	T7	T12	CUT	T24	T39
THE PLAYERS					T28	CUT	T42	CUT	T16	T23	CUT	T71	T34
Dell Technologies Match Play						T17	T33	T33	T33	T17	T5	T33	
Bridgestone Invitational					T19	T53	T58	T51	T22	T11	T16	T45	T46
Mexico Championship						T6	T57	T43	T32	T19	T12	T59	
HSBC Champions													T30
THE NORTHERN TRUST										2	T12	CUT	CUT
Dell Technologies Championship										WD	T21		T45
BMW Championship										T38	T5		T3
TOUR Championship										T21	9		T7

Year	11	12	13	14	15	16	17
Masters	T8	CUT	T46	T34			
U.S. Open	CUT	T15	T32				
The Open Championship	T44	T39	T44	CUT			
PGA Championship	T39	T54	T47	CUT		T22	
THE PLAYERS	**1**	CUT	T48	T13	T42	T43	CUT
Dell Technologies Match Play	T17	T33	T33				
Bridgestone Invitational	T59	T8					
Mexico Championship	T39	T35					
HSBC Champions	T16						
THE NORTHERN TRUST	T32	T73	T68	T71		CUT	
Dell Technologies Championship	CUT	CUT	T41	T35		CUT	
BMW Championship	T10			T63			
TOUR Championship	T3						

NATIONAL TEAMS: Presidents Cup (3), 2003, 2007, 2011; World Cup (5), 1997, 2002, 2003, 2005, 2013.

Stewart Cink

EXEMPT STATUS: 53rd in 2016-17 FedExCup points
FULL NAME: Stewart Ernest Cink
HEIGHT: 6-4
WEIGHT: 205
BIRTHDATE: May 21, 1973
BIRTHPLACE: Huntsville, Alabama
RESIDENCE: Duluth, Georgia

FAMILY: Wife, Lisa; Connor Stewart (9/13/93), Reagan Braswell (4/8/97)
EDUCATION: Georgia Tech (1995, Management)
SPECIAL INTERESTS: Family, boating, water sports, hiking, barbecue, snow skiing
TURNED PROFESSIONAL: 1995
JOINED TOUR: 1997
Web.com Tour Graduate (1996)

PGA TOUR VICTORIES (6):

1997 Canon Greater Hartford Open. **2000** MCI Classic. **2004** MCI Heritage, World Golf Championships-NEC Invitational. **2008** Travelers Championship. **2009** The Open Championship.

WEB.COM TOUR VICTORIES (3):

1996 Ozarks Open, Colorado Classic, Tour Championship.

INTERNATIONAL VICTORIES (2):

1996 Mexican Open. **1999** Mexican Open.

OTHER VICTORIES (2):

2006 Wendy's 3-Tour Challenge [with Zach Johnson and Scott Verplank]. **2007** CVS Caremark Charity Classic [with J.J. Henry].

2016-17 SEASON:

Made the cut in 20 of 26 starts during the 2016-17 season, with his season highlighted by being named the Payne Stewart Award winner, receiving the honor on Tuesday, September 19 (the week of the TOUR Championship). The Payne Stewart Award is presented annually to a professional golfer who best exemplifies Stewart's steadfast values of character, charity and sportsmanship. All three of his top-10 finishes were T10s (The RSM Classic, DEAN & DELUCA Invitational, FedEx St. Jude Classic). Finished the season No. 53 in the FedExCup standings, his highest finish since finishing No. 38 in 2010…Following a T12 at the Dell Technologies Championship, advanced to the third FedExCup Playoffs event, finishing T27 at the BMW Championship…Finished solo-12th at the Dell Technologies Championship to move from No. 81 to No. 57 in the FedExCup standings, one of three players to advance to the 70-player BMW Championship field from outside the top 70 entering TPC Boston. Marked his best finish in nine starts at the Dell Technologies Championship…One of four players to open the FedEx St. Jude Classic with a 6-under 64 to lead after round one. Followed the 64 with a bogey-free 68 in the second round. Also took a share of the lead heading into the final round, but a 73, his only over-par score of the week, resulted in a T10 finish. Was making his ninth start in Memphis…With rounds of 68-70-66-72, finished T10 at the DEAN & DELUCA Invitational, six strokes behind champion Kevin Kisner. Marked his third top-10 in 17 starts at Colonial (T2-2000, T4-2006)…Following back-to-back T15s at the Shriners Hospitals for Children Open and OHL Classic at Mayakoba, fired his career-low, 18-hole score on the PGA TOUR with an 8-under 62 over the Seaside Course in the first round of The RSM Classic. His round, which began at No. 10, was highlighted by nine birdies, including four in a row on holes 4-7, and a lone bogey at his final hole. Went on to finish T10 for his first top-10 finish since the 2015 RBC Canadian Open (T5).

PERSONAL:

Took up the game when his parents, single-digit handicappers, left him at a driving range before he was old enough to go on the course…Was a husband and a father while still at Georgia Tech…Member of East Lake GC, host venue of the TOUR Championship…Outdoor enthusiast who loves hiking, camping, biking and skiing…With the news of his wife Lisa's diagnosis with breast cancer, withdrew from the 2016 Wells Fargo Championship and did not compete on TOUR for six weeks in April and May…Competitors at THE PLAYERS Championship in 2016 wore pink ribbons during the final round in honor of Lisa…In his second start back to competition, the 2016 FedEx St. Jude Classic, cancer patients from St. Jude Children's Research Hospital drew pictures on get-well cards for Lisa, who was at TPC Southwind with Stewart.

PLAYER STATISTICS

MISCELLANEOUS PGA TOUR STATISTICS
Career PGA TOUR Low Round/Round: 62–2017 The RSM Classic/1
Largest Career PGA TOUR Paycheck/Finish: $1,221,005–2009 The Open Championship/1
Career High FedExCup Rank: After 2008 Travelers Championship/3
Career High Official World Rank: After 2008 AT&T National/5

PGA TOUR CAREER SUMMARY — PLAYOFF RECORD: 2-2

Year	Events Played	Cuts Made	1st	2nd	3rd	Top 10	Top 25	FedExCup Pts/ Rank	Earnings/ Rank
1995A	1	1							
1995	5	4				1	2		$58,426/192
1996	5	5				1	4		108,710/158
1997	31	19	1	1		4	13		809,580/29
1998	28	23		1		6	15		833,648/31
1999	27	21		1	1	8	14		1,255,100/32
2000	27	23	1	1	1	9	15		2,169,727/10
2001	29	22			2	6	14		1,743,028/26
2002	27	20				4	8		894,212/73
2003	28	23		2		6	14		1,781,885/35
2004	28	24	2	1		10	20		4,450,270/5
2005	26	23			1	5	10		1,733,049/43
2006	26	22		1		7	16		2,755,911/15
2007	25	21			1	6	13	96,697/22	2,483,146/25
2008	23	20	1	2	2	7	12	107,407/20	3,979,301/9
2009	22	17	1		1	4	8	505/28	2,821,030/17
2010	23	19				3	12	1,448/38	1,573,636/52
2011	22	14				1	6	556/98	909,162/101
2012	22	14					4	310/139	477,173/149
2013	22	14				3	6	783/76	1,052,712/78
2014	25	21					6	866/80	929,166/104
2015	23	15				1	3	612/102	694,655/131
2016	19	11					3	331/147	437,855/160
2017	26	20				3	10	958/53	1,463,922/76
Total	540	416	6	10	9	95	228		35,415,305

WEB.COM TOUR

Year	Events Played	Cuts Made	1st	2nd	3rd	Top 10	Top 25	Earnings/Rank
1995	3	1					1	$2,936/180
1996	21	18	3	2	1	14	17	251,699/1
Total	24	19	3	2	1	14	18	254,635

*** Majors and World Golf Championships are considered official on multiple tours***

PGA TOUR TOP TOURNAMENT SUMMARY

Year	96	97	98	99	00	01	02	03	04	05	06	07	08
Masters		CUT	T23	T27	T28	CUT	T24		T17	T20	10	T17	T3
U.S. Open	T16	T13	T10	T32	T8	3	CUT	T28	CUT	T15	T37	CUT	T14
The Open Championship			T66	CUT	T41	T30	T59	T34	T14	CUT	CUT	T6	CUT
PGA Championship		CUT	CUT	T3	T15	T59	T10	CUT	T17	T28	T24	T32	CUT
THE PLAYERS			T42	CUT	T33	CUT	CUT	T39	T22	T32	CUT	T3	T21
Dell Technologies Match Play				T9	T33	T33	T33		T17	T5	T33	T9	2
Bridgestone Invitational					7	T13	T47	T61	**1**	T41	2	T56	T43
Mexico Championship				T4		CNL			T23	T46	T13	T45	T20
THE NORTHERN TRUST												T25	T38
Dell Technologies Championship												CUT	T33
BMW Championship												T7	T60
TOUR Championship												T11	T24

Year	09	10	11	12	13	14	15	16	17
Masters	CUT	CUT	CUT	T50	T25	T14			
U.S. Open	T27	T40	CUT	CUT	CUT	T54			T46
The Open Championship	**1**	T48	T30	CUT	T26	T47	T20		CUT
PGA Championship	T67	T18	CUT	CUT	CUT	CUT			
THE PLAYERS	T76	CUT	T19	T64	CUT	T38	CUT		
Dell Technologies Match Play	3	T5	T17						
Bridgestone Invitational	T6	T19	T45						
Mexico Championship	T59	T37							
HSBC Champions	T51								
THE NORTHERN TRUST	T28	T15	CUT		T68	T15	T39		CUT
Dell Technologies Championship	CUT	T18	CUT		T27	T50			12
BMW Championship	T23	T21							T27
TOUR Championship	T19								

NATIONAL TEAMS: Presidents Cup (4), 2000, 2005, 2007, 2009; Ryder Cup (5), 2002, 2004, 2006, 2008, 2010; World Cup (2), 2005, 2006.



Tim Clark

EXEMPT STATUS: Top 50 on Career Money List
FULL NAME: Timothy Henry Clark
HEIGHT: 5-7
WEIGHT: 165
BIRTHDATE: December 17, 1975
BIRTHPLACE: Durban, South Africa
RESIDENCE: Scottsdale, Arizona

FAMILY: Wife, Candice; Jack (4/1/11), Gabrielle (12/12/13)
EDUCATION: North Carolina State University
SPECIAL INTERESTS: Darts, pool, ping-pong, remote-control planes, fishing
TURNED PROFESSIONAL: 1998
JOINED TOUR: 2001
Web.com Tour Graduate (2000)

PGA TOUR VICTORIES (2):

2010 THE PLAYERS Championship. **2014** RBC Canadian Open.

WEB.COM TOUR VICTORIES (2):

2000 Fort Smith Classic, Boise Open.

INTERNATIONAL VICTORIES (6):

1998 New Brunswick Open [Can], Canadian PGA Championship [Can]. **2002** Bell's South African Open [Eur]. **2005** South African Airways Open [Eur], Barclays Scottish Open [Eur]. **2008** Australian Open.

OTHER VICTORIES (1):

2006 CVS Charity Classic [with Nick Price].

2016-17 SEASON:

Did not compete in a single event on the PGA TOUR, or any Tour, during the season. Will play out of the Top 50 Career Money List category for the 2017-18 PGA TOUR Season.

PERSONAL:

Was the college teammate of fellow TOUR player Carl Pettersson at North Carolina State University…Recorded his first hole-in-one when he was age 8…Donated his first-place share of approximately $20,000 at the November 2005 Nelson Mandela Invitational to a deaf girl from the Carel du Toit School for the Hearing Impaired in Tygerberg, South Africa, who needed implant surgery. "It put into perspective what life is all about—and it's not about all those putts I'm able to put away or miss at the crucial stages of an event, but life in general," he said.

PLAYER STATISTICS

MISCELLANEOUS PGA TOUR STATISTICS

Career PGA TOUR Low Round/Round: 62–4 times, most recent 2014 The McGladrey Classic/4
Largest Career PGA TOUR Paycheck/Finish: $1,710,000–2010 THE PLAYERS Championship/1
Career High FedExCup Rank: After 2013 Sony Open in Hawaii/3
Career High Official World Rank: After 2006 Barclays Classic/14

PGA TOUR CAREER SUMMARY — PLAYOFF RECORD: 0-2

Year	Events Played	Cuts Made	1st	2nd	3rd	Top 10	Top 25	FedExCup Pts/ Rank	Earnings/ Rank
1998A	1								
2001	3	1							$21,750/227
2002	23	15				3	7		632,609/107
2003	25	16			1	3	10		1,253,690/53
2004	26	16				6	9		1,108,190/71
2005	26	22		1	1	6	16		2,310,037/21
2006	22	19		1		4	11		1,974,931/32
2007	19	15		3		6	12	97,275/21	2,615,152/22
2008	27	19		1		3	9	105,920/26	1,722,030/45
2009	23	19		1		5	11	1,395/36	2,235,105/29
2010	24	20	1	1		7	12	593/24	3,530,002/11
2011	4	2		1		1	2	299/137	571,000/138
2012	20	11		1		3	7	1,065/56	1,407,028/61
2013	20	12		1		3	5	703/80	1,355,952/64
2014	26	14	1	1		3	6	1,271/54	2,066,344/42
2015	13	8		1		1	2	481/121	1,028,139/98
2016	7	2					1	86/205	110,361/203
Total	309	211	2	13	2	54	120		23,942,321

WEB.COM TOUR

Year	Events Played	Cuts Made	1st	2nd	3rd	Top 10	Top 25	Earnings/Rank
1998A	1	1						
1998	1							
1999	25	14			1	3	6	$57,220/46
2000	27	16	2		1	7	11	288,056/3
2001	4	1				1	1	16,200/147
Total	58	32	2		2	11	18	361,476

*** Majors and World Golf Championships are considered official on multiple tours***

PGA TOUR TOP TOURNAMENT SUMMARY

Year	98	99	00	01	02	03	04	05	06	07	08	09	10
Masters	CUT					T13	CUT	T39	2	T13	CUT	T13	CUT
U.S. Open						CUT	T13	T3	CUT	T17	T48	T40	T12
The Open Championship					CUT		CUT	T23	T56		CUT	CUT	CUT
PGA Championship					T53	3	CUT	T17	T24	CUT	T55	T16	T39
THE PLAYERS						T21	CUT	CUT	CUT	T68	CUT	T9	**1**
Dell Technologies Match Play						T33		T33	T33	T17	T33	T9	T9
Bridgestone Invitational						T64	T48	T51	74	T6	T20	T29	T58
Mexico Championship					62			T18	T26	T63	T12	27	T22
HSBC Champions													T25
THE NORTHERN TRUST										T17	T38	T24	CUT
Dell Technologies Championship										CUT	T15	CUT	T45
BMW Championship										T5	T8	T30	T21
TOUR Championship										T7	29		T13

Year	11	12	13	14	15
Masters	CUT	CUT	T11	CUT	
U.S. Open		CUT	CUT		
The Open Championship		CUT	T44		
PGA Championship		T11	T68	CUT	CUT
THE PLAYERS	WD	T25	CUT	CUT	
Dell Technologies Match Play			T9		
Bridgestone Invitational				T50	
Mexico Championship			T60		
HSBC Champions					2
THE NORTHERN TRUST		T10	CUT	WD	CUT
Dell Technologies Championship		CUT	CUT		
BMW Championship		T59		T36	

NATIONAL TEAMS: Presidents Cup (3), 2003, 2005, 2009; World Cup (2), 2002, 2005.

Will Claxton

EXEMPT STATUS: Top Finishers from the Web.com Tour Medical
FULL NAME: Marvin Willis Claxton
HEIGHT: 5-10
WEIGHT: 170
BIRTHDATE: September 14, 1981
BIRTHPLACE: Swainsboro, Georgia
RESIDENCE: Auburn, Alabama
FAMILY: Wife, Bonnie; Kenadie (10/27/12), Anslie (1/27/15)
EDUCATION: Auburn University (2005, Economics)
SPECIAL INTERESTS: Hunting, fishing
TURNED PROFESSIONAL: 2006
JOINED TOUR: 2012
Web.com Tour Graduate (2013)

BEST PGA TOUR CAREER FINISH:
T5—2012 True South Classic.

2016-17 SEASON:
Did not make a start for the third consecutive season as he continued to recover from injury. Will have 12 events in the 2017-18 PGA TOUR season to earn 386 FedExCup points or $655,459 to clear the top finishers from Web.com Tour Medical category.

PERSONAL:
Grew up on a nine-hole golf course…Never travels without his fishing pole…Superstitions include always marking his ball with a 1981 quarter…Favorite teams are the Auburn Tigers and Atlanta Falcons…Charity work is with American Cancer Society through Relay for Life. Supports Jason Dufner Charitable Foundation and Mission Ministries…Usually carries a cinnamon, raisin and peanut butter sandwich in his bag.

PLAYER STATISTICS

MISCELLANEOUS PGA TOUR STATISTICS
Career PGA TOUR Low Round/Round: 64–2012 Transitions Championship/1
Largest Career PGA TOUR Paycheck/Finish: $109,500–2012 True South Classic/T5
Career High FedExCup Rank: After 2014 Frys.com Open/43
Career High Official World Rank: After 2012 Wyndham Championship/225

PGA TOUR CAREER SUMMARY — PLAYOFF RECORD: 0-0

Year	Events Played	Cuts Made	1st	2nd	3rd	Top 10	Top 25	FedExCup Pts/ Rank	Earnings/ Rank
2011	1	1							$11,275/
2012	28	21				2	7	530/102	780,969/117
2013	24	9					1	186/169	206,722/180
2014	8	4						52/213	56,886/219
Total	61	35				2	8		1,055,852

WEB.COM TOUR

Year	Events Played	Cuts Made	1st	2nd	3rd	Top 10	Top 25	Earnings/Rank
2005	1							
2011	9	4					1	$16,870/154
2013	4	2				1	2	48,125/109
Total	14	6				1	3	64,995

*** Majors and World Golf Championships are considered official on multiple tours***

PGA TOUR TOP TOURNAMENT SUMMARY

Year	12	13
THE PLAYERS		CUT
THE NORTHERN TRUST	CUT	

Chad Collins

EXEMPT STATUS: 45th on 2017 Web.com Tour priority list
FULL NAME: Chad Steven Collins
HEIGHT: 5-9
WEIGHT: 175
BIRTHDATE: September 20, 1978
BIRTHPLACE: Indianapolis, Indiana
RESIDENCE: Cloverdale, Indiana
FAMILY: Single
EDUCATION: Methodist University (2001 Business Administration)
SPECIAL INTERESTS: Fitness, fishing, hunting, camping
TURNED PROFESSIONAL: 2001
JOINED TOUR: 2008
Web.com Tour Graduate (2007, 2009, 2013, 2014, 2017)

BEST PGA TOUR CAREER FINISH:
2—2017 Barbasol Championship.

WEB.COM TOUR VICTORIES (2):
2005 Henrico County Open. **2009** Miccosukee Championship.

2016-17 SEASON:
Made 26 starts on the PGA TOUR, with six made cuts. Of those, two were top-five showings. Competed in all four Web.com Tour Finals, with one top-10, and three cuts made. Was 45th in the final priority-ranking order. Secured his PGA TOUR card for the 2017-18 season with a 22nd-place finish on the 2017 Web.com Tour Finals money list (excluding the 25)…Recorded his lone top-10 of the Web.com Tour Finals with a tie for sixth at the DAP Championship…In round two of the Barbasol Championship, tied Jhonattan Vegas' tournament record of 11-under 60. He made 11 birdies and no bogeys en route to taking a four-stroke lead after 36 holes at 15-under 127. Following an 11-under 60 of his own in round three, Scott Stallings led by a stroke over Grayson Murray and two strokes over Collins. When Collins' bid for birdie at the 72nd hole to claim a share of Murray's lead failed to fall, he finished solo-second at 20-undeer 264…After making just two cuts in his first nine starts of the season, recorded his first top-10 of the season with a T4 finish at The Honda Classic. Opened with an even-par 70 at PGA National, but fired three consecutive rounds in the 60s to climb into the top five and secure his seventh career top-10 finish.

PERSONAL:
Passions are archery, bow hunting and fishing…Lives on farm in Cloverdale, Indiana where population is approximately 2,000…Lists his father as his hero…If he weren't a golfer, says he would be in farming.

PLAYER STATISTICS

MISCELLANEOUS PGA TOUR STATISTICS
Career PGA TOUR Low Round/Round: 60–2017 Barbasol Championship/2
Largest Career PGA TOUR Paycheck/Finish: $421,600–2016 Valero Texas Open/3
Career High FedExCup Rank: After 2010 Bob Hope Classic/20
Career High Official World Rank: After 2010 Waste Management Phoenix Open/127

PGA TOUR CAREER SUMMARY — PLAYOFF RECORD: 0-0

Year	Events Played	Cuts Made	1st	2nd	3rd	Top 10	Top 25	FedExCup Pts/ Rank	Earnings/ Rank
2006	1	1							$29,459/
2008	24	12					4	632/197	339,959/174
2010	26	18				3	7	540/96	815,961/119
2011	16	7					1	121/192	183,510/194
2012	9								
2014	28	11				1	2	295/159	408,434/157
2015	24	16				1	4	504/120	747,899/125
2016	26	10			1	1	3	402/136	734,548/124
2017	26	6		1		2	2	305/143	693,743/139
Total	180	81		1	1	8	23		3,953,512

WEB.COM TOUR

Year	Events Played	Cuts Made	1st	2nd	3rd	Top 10	Top 25	Earnings/Rank
2001	1	1						$2,841/230
2002	1							
2004	5	4				1	2	31,150/119
2005	25	15	1			3	5	152,795/31
2006	26	13		1	1	6	7	180,167/28
2007	28	16		1		5	9	209,876/23
2009	25	18	1	3		7	12	415,114/2
2012	8	3						8,252/185
2013	24	16			3	4	8	129,623/33
2014	4	3				1	1	37,995/126
2017	4	3				1	2	44,348/115
Total	151	92	2	5	4	28	46	1,256,433

*** Majors and World Golf Championships are considered official on multiple tours***

PGA TOUR TOP TOURNAMENT SUMMARY

Year	06	07	08	09	10	11	12	13	14	15	16
U.S. Open	T40								CUT		
THE PLAYERS					CUT	CUT					CUT
THE NORTHERN TRUST					T64					CUT	
Dell Technologies Championship					CUT						



Corey Conners

EXEMPT STATUS: 41st on 2017 Web.com Tour priority list
FULL NAME: Corey Michael Conners
HEIGHT: 6-0
WEIGHT: 190
BIRTHDATE: January 6, 1992
BIRTHPLACE: Listowel, Ontario, Canada
RESIDENCE: Listowel, Ontario, Canada
SPECIAL INTERESTS: Ice hockey, fishing
TURNED PROFESSIONAL: 2015
Web.com Tour Graduate (2017)

BEST PGA TOUR CAREER FINISH:

80–2016 RBC Canadian Open.

2016-17 SEASON:

Finished the Web.com Tour season with 23 starts, three top-10s and 16 made cuts. Was 41st in the final priority-ranking order. Secured his PGA TOUR card for the 2017-18 season with a 20th-place finish on the 2017 Web.com Tour Finals money list (excluding the 25)…Picked up a T9 at the LECOM Health Challenge…Recorded his second consecutive top-10 finish at The Bahamas Great Abaco Classic at The Abaco Club with a T7 finish, closing with his best round of the tournament, a 5-under 67…In his first start on the Web.com Tour, posted a T5 finish at The Bahamas Great Exuma Classic after rounds of 79-70-70-73--292 (4-over). Entered the final round three shots back of Kyle Thompson but eagled the par-5 first to get within one shot of the lead. Added a birdie at the fifth but played his last 13 holes in 4-over-par to finish T5.

PERSONAL:

Has two sisters, Nicole and Sarah. Nicole is his twin sister…Is a huge hockey fan. Was a member of his high school hockey team that won a Provincial Hockey Championship…Favorite professional team is the NHL's Toronto Maple Leafs…Good friends with fellow TOUR player and Canadian Mackenzie Hughes. The pair played junior golf together and were college teammates at Kent State…Is a bit of a mathematical genius. Studied actuary math in college.

PLAYER STATISTICS

MISCELLANEOUS PGA TOUR STATISTICS

Career PGA TOUR Low Round/Round: 69–2 times, most recent 2018 Safeway Open/2
Largest Career PGA TOUR Paycheck/Finish: $36,846–2018 Safeway Open/T30
Career High FedExCup Rank: After 2018 Safeway Open/30
Career High Official World Rank: After 2017 AT&T Pebble Beach Pro-Am/493

PGA TOUR CAREER SUMMARY — PLAYOFF RECORD: 0-0

Year	Events Played	Cuts Made	1st	2nd	3rd	Top 10	Top 25	FedExCup Pts/ Rank	Earnings/ Rank
2013A	1								
2014A	1								
2015A	2								
2015	4								
2016	1	1							10,856/
2017	1								
Total	10	1							10,856

WEB.COM TOUR

Year	Events Played	Cuts Made	1st	2nd	3rd	Top 10	Top 25	Earnings/Rank
2015	4	3					2	21,777/135
2017	23	16				3	7	95,769/49
Total	27	19				3	9	162,660

*** Majors and World Golf Championships are considered official on multiple tours***

PGA TOUR TOP TOURNAMENT SUMMARY

Year	15	16	17
Masters	CUT		
U.S. Open			CUT



Austin Cook

EXEMPT STATUS: 20th on 2017 Web.com Tour priority list
FULL NAME: Austin Clark Cook
HEIGHT: 5-7
WEIGHT: 160
BIRTHDATE: March 13, 1991
BIRTHPLACE: Little Rock, Arkansas
RESIDENCE: Jonesboro, Arkansas

FAMILY: Wife, Crys
EDUCATION: University of Arkansas (2013, Biology)
SPECIAL INTERESTS: Hunting, cooking, woodworking
TURNED PROFESSIONAL: 2014
JOINED TOUR: 2018
Web.com Tour Graduate (2017)

BEST PGA TOUR CAREER FINISH:

T6--2015 Barbasol Championship.

2016-17 SEASON:

Finished the Web.com Tour season with 24 starts, eight top-10s and 18 cuts made. Was 20th in the final priority-ranking order. Secured his PGA TOUR card for the 2017-18 season with a 15th-place finish on the Regular Season money list…Posted his eighth top-10 of the season at the Web.com Tour Championship with a T8 finish…Carded rounds of 66-69 on the weekend to jump into a tie for ninth at the 2017 Albertsons Boise Open…Carded a back-nine 32 in the final round at the Price Cutter Charity Championship for a 66 and a T10 finish…Secured his PGA TOUR card with his fifth top-10 of the season (T7) at the Pinnacle Bank Championship…Finished one shot out of a playoff with Brice Garnett at the Utah Championship for a T2 finish, his second consecutive top-10. Missed a birdie at the last to force a playoff after posting weekend rounds of 63-65 in Utah…Birdied six of his last 11 holes to move into a tie for seventh at the LECOM Health Challenge…Posted his second top-10 of the season with a T8 finish at the Rust-Oleum Championship…Finished T3 at the El Bosque Mexico Championship by Innova. Entered the third round T20 and carded 67-67 on the weekend.

PERSONAL:

Favorite book is The Bible. Favorite place to visit is Big Mountain in Montana…Dream foursome includes Gary Player, Jack Nicklaus and Arnold Palmer…Would like to trade places with "Duck Dynasty's" Willie Robertson for a day because he thinks it would be a lot of fun…Most famous person he's met is Evander Holyfield at baggage claim at the Jacksonville International Airport…Is involved with the St. Jude Children's Hospital and loves hanging out and working with special-needs children.

PLAYER STATISTICS

MISCELLANEOUS PGA TOUR STATISTICS
Career PGA TOUR Low Round/Round: 64–2015 FedEx St. Jude Classic/2
Largest Career PGA TOUR Paycheck/Finish:$174,725–2015 RBC Canadian Open/T7
Career High Official World Rank: After 2018 CIMB Classic/291

PGA TOUR CAREER SUMMARY — PLAYOFF RECORD: 0-0

Year	Events Played	Cuts Made	1st	2nd	3rd	Top 10	Top 25	FedExCup Pts/ Rank	Earnings/ Rank
2014	1	1					1		102,467/
2015	7	6				2	5		537,648/
2016	1								
2017	1								
Total	10	7				2	6		640,115

WEB.COM TOUR

Year	Events Played	Cuts Made	1st	2nd	3rd	Top 10	Top 25	Earnings/Rank
2015	5	3					1	16,634/179
2016	23	15				4	8	119,666/43
2017	24	18		1	1	8	15	206,515/15
Total	52	36		1	1	12	24	440,691

*** Majors and World Golf Championships are considered official on multiple tours***

Chris Couch

EXEMPT STATUS: Major Medical Extension
FULL NAME: Christian Stratton Couch
HEIGHT: 6-4
WEIGHT: 225
BIRTHDATE: May 1, 1973
BIRTHPLACE: Fort Lauderdale, Florida
RESIDENCE: Winter Garden, Florida
FAMILY: Christian (9/13/00), Cayden (6/4/04), Cora (6/12/09)

EDUCATION: University of Florida (1995)
SPECIAL INTERESTS: Fishing, video games, playing with sons
TURNED PROFESSIONAL: 1995
Q SCHOOL: 1998
JOINED TOUR: 1999
Web.com Tour Graduate (2003, 2005)

PGA TOUR VICTORIES (1):

2006 Zurich Classic of New Orleans.

WEB.COM TOUR VICTORIES (5):

2001 Florida Classic. **2003** Oregon Classic, Web.com Tour Championship. **2005** Rheem Classic, LaSalle Bank Open.

2016-17 SEASON:

Did not make a PGA TOUR start for the fifth consecutive season as he continued to recover from injury. Will play 2017-18 season on a Major Medical Extension, with four available events to earn $311,662 to remain exempt for the remainder of the season.

PERSONAL:

In 2003, Brenden Pappas loaned him $3,000 in mid-season to allow him to continue playing…His father started him in the game at age 7.

PLAYER STATISTICS

MISCELLANEOUS PGA TOUR STATISTICS

Career PGA TOUR Low Round/Round: 63–3 times, most recent 2010 Turning Stone Resort Championship/3
Largest Career PGA TOUR Paycheck/Finish: $1,080,000–2006 Zurich Classic of New Orleans/1
Career High FedExCup Rank: After 2007 Mercedes-Benz Championship/13
Career High Official World Rank: After 2006 Zurich Classic of New Orleans/103

PGA TOUR CAREER SUMMARY — PLAYOFF RECORD: 0-0

Year	Events Played	Cuts Made	1st	2nd	3rd	Top 10	Top 25	FedExCup Pts/ Rank	Earnings/ Rank
1990A	1								
1999	30	6				1	1		$121,752/181
2004	24	4				1	1		100,283/217
2005	1	1					1		96,667/
2006	27	10	1			1	4		1,356,731/66
2007	30	10					4	1,494/153	355,386/167
2009	8	3						57/209	56,665/222
2010	23	11				2	5	709/79	888,146/109
2011	21	16				3	5	573/94	922,496/99
2012	21	10					3	242/157	335,848/170
Total	186	71	1			8	24		4,233,973

WEB.COM TOUR

Year	Events Played	Cuts Made	1st	2nd	3rd	Top 10	Top 25	Earnings/Rank
1997	17	8				1	5	$23,175/79
1998	25	13				1	5	28,349/72
2000	27	14			1	3	5	74,764/66
2001	26	14	1			3	7	145,536/25
2002	23	10					4	33,072/
2003	21	13	2	2		6	9	342,874/4
2004	1							
2005	21	10	2	1		5	7	337,205/3
2008	1	1						1,693/288
Total	162	83	5	3	1	19	42	986,668

*** Majors and World Golf Championships are considered official on multiple tours***

PGA TOUR TOP TOURNAMENT SUMMARY

Year	99	00	01	02	03	04	05	06	07	08	09	10	11
PGA Championship								CUT					
THE PLAYERS									CUT			T17	T50
Bridgestone Invitational								T68					
THE NORTHERN TRUST												T21	WD
Dell Technologies Championship												CUT	CUT

Year	12
THE PLAYERS	T23



Ben Crane

EXEMPT STATUS: Minor Medical Extension
FULL NAME: Benjamin McCully Crane
HEIGHT: 5-11
WEIGHT: 165
BIRTHDATE: March 6, 1976
BIRTHPLACE: Portland, Oregon
RESIDENCE: Nashville, Tennessee

FAMILY: Wife, Heather; Cassidy Olivia (12/5/06), Brayden McCully (10/20/08), Saylor Mackenzie (10/17/11)
EDUCATION: University of Oregon (1999, Sociology)
SPECIAL INTERESTS: Ping pong, fishing, fitness, family
TURNED PROFESSIONAL: 1999
Q SCHOOL: 2001
JOINED TOUR: 2002
Web.com Tour Alumnus

PGA TOUR VICTORIES (5):

2003 BellSouth Classic. **2005** U.S. Bank Championship in Milwaukee. **2010** Farmers Insurance Open. **2011** The McGladrey Classic. **2014** FedEx St. Jude Classic.

WEB.COM TOUR VICTORIES (2):

2000 Wichita Open. **2001** Gila River Classic at Wild Horse Pass Development.

INTERNATIONAL VICTORIES (1):

2010 CIMB Asia Pacific Classic Malaysia [Asia].

2016-17 SEASON:

PGA TOUR season included 18 made cuts in 26 starts, with a T10 at the FedEx St. Jude Classic his lone top-10 finish. Wrapped up the season No. 147 in the FedExCup standings. Finished the Web.com Tour Finals with three starts, one top-10 and two cuts made. Ended the Finals at 27th on the money list (excluding the 25). Will enter the 2017-18 campaign on a Minor Medical Extension, with one event available to earn 84 points (coupled with 281 earned during the 2016-17 season) to equal No. 125 J.J. Henry's 365-point total on the 2017 FedExCup points list…In his first start on the Web.com Tour since 2001, finished in a tie for sixth at the Nationwide Children's Hospital Championship.

PERSONAL:

Was age 5 when his grandfather taught him how to play golf. Grew up playing golf at Portland Golf Club, where Ben Hogan won the 1945 Portland Open…Originally attended Baylor University but did not play golf. Transferred to the University of Oregon where he played golf for the Ducks…Is the mastermind behind the "Golf Boys" video that he starred in along with Rickie Fowler, Hunter Mahan and Bubba Watson.

PLAYER STATISTICS

MISCELLANEOUS PGA TOUR STATISTICS

Career PGA TOUR Low Round/Round: 62–2 times, most recent 2012 The McGladrey Classic/3
Largest Career PGA TOUR Paycheck/Finish: $1,044,000–2014 FedEx St. Jude Classic/1
Career High FedExCup Rank: After 2010 Waste Management Phoenix Open/3
Career High Official World Rank: After 2005 Merrill Lynch Skins Game/30

PGA TOUR CAREER SUMMARY — PLAYOFF RECORD: 1-0

Year	Events Played	Cuts Made	1st	2nd	3rd	Top 10	Top 25	FedExCup Pts/ Rank	Earnings/ Rank
2002	30	16		1		2	7		$921,076/70
2003	27	19	1			3	8		1,419,070/48
2004	27	19				5	7		1,036,958/75
2005	21	18	1	2	1	6	8		2,457,329/19
2006	26	20		1		3	9		1,489,093/58
2007	9	6					4	691/190	278,252/180
2008	25	19				4	8	100,750/59	1,488,505/64
2009	27	20			1	4	9	996/61	1,667,085/51
2010	24	19	1		1	5	12	550/27	2,841,500/23
2011	23	16	1			4	9	561/96	1,679,595/50
2012	23	16		1		4	8	991/66	1,701,365/46
2013	21	11				2	4	369/125	796,947/105
2014	25	17	1			2	3	1,199/60	1,534,634/67
2015	22	9						182/185	203,254/190
2016	27	14				1	6	500/117	607,892/139
2017	26	18				1	5	281/147	618,483/146
Total	383	257	5	5	3	46	107		20,741,036

WEB.COM TOUR

Year	Events Played	Cuts Made	1st	2nd	3rd	Top 10	Top 25	Earnings/Rank
1998A	1							
1999A	1							
1999	1							
2000	18	11	1			1	4	$103,651/48
2001	26	14	1			4	6	147,474/23
2017	3	2				1	1	37,870/125
Total	50	27	2			6	11	288,995

*** Majors and World Golf Championships are considered official on multiple tours***

PGA TOUR TOP TOURNAMENT SUMMARY

Year	02	03	04	05	06	07	08	09	10	11	12	13	14
Masters					CUT	CUT			T24	CUT	T17		
U.S. Open	CUT				62		T53	CUT	CUT	CUT	CUT		
The Open Championship		CUT			T11			CUT	CUT	CUT			
PGA Championship		T48	T9	T40	CUT		CUT	T43	T39	T37			WD
THE PLAYERS		CUT	T66		T36		T6	T5	T4	T45	CUT	T8	CUT
Dell Technologies Match Play					T17	T17			T9	T9	T33		
Bridgestone Invitational		T42		T58	16				T58		WD		WD
Mexico Championship				T37	WD				T37	T37	T51		
HSBC Champions									T30	T46			
THE NORTHERN TRUST							CUT	T41	T12	CUT	CUT	WD	CUT
Dell Technologies Championship							T10	T69	CUT	T61	CUT		T29
BMW Championship	T29						T33	T45	T45		T41		T23
TOUR Championship									T17				

Year	15	16	17
Masters	CUT		
THE PLAYERS	CUT		T79
THE NORTHERN TRUST		CUT	



Jon Curran

EXEMPT STATUS: Major Medical Extension
FULL NAME: Jon Lynch Curran
HEIGHT: 5-9
WEIGHT: 165
BIRTHDATE: February 17, 1987
BIRTHPLACE: Hopkinton, Massachusetts
RESIDENCE: Tequesta, Florida
FAMILY: Wife, Valerie

EDUCATION: Vanderbilt University (2009, Human and Organizational Development)
SPECIAL INTERESTS: Street art
TURNED PROFESSIONAL: 2009
JOINED TOUR: 2014-15
Web.com Tour Graduate (2014)

BEST PGA TOUR CAREER FINISH:

2—2016 the Memorial Tournament presented by Nationwide, T2—2015 Puerto Rico Open.

WEB.COM TOUR VICTORIES (1):

2014 Brasil Champions.

OTHER VICTORIES (2):

2015 CVS Health Charity Classic [with Keegan Bradley].
2016 CVS Health Charity Classic [with Keegan Bradley].

2016-17 SEASON:

Limited to just 11 starts during the 2016-17 PGA TOUR season with a rib injury. Will enter the 2017-18 season on a Major Medical Extension, with 18 events available to earn 305 FedExCup points, which combined with his 60 points would equal No. 125 J.J. Henry's total of 365 points from the 2016-17 campaign. Should he do so, he'll remain eligible through the end of the season. Also made seven starts on the Web.com Tour, with a T10 at the Utah Championship his best outing…Ended the season with a missed cut at the Web.com Tour Championship…A T26 at the season-opening Safeway Open was the best of his seven made cuts on the PGA TOUR in 2016-17.

PERSONAL:

Attended Hopkinton (Mass.) High School, teaming with Keegan Bradley to win a team state championship together…Earliest golf memory is playing Pepsi Little Peoples golf tournament and traveling with his dad…If not a professional golfer, he would be an artist or agent…Dream foursome would include his dad, Johnny Drama and Ben Hogan…Not many people know he likes grafitti and street art…Bucket list includes going to Tokyo and painting trains…Supports Child Melanoma Awareness because his father passed away from melanoma in 2012…Twitter name is @joncurrangolf…Favorite college team is the Vanderbilt Commodores, and favorite pro team is the Boston Bruins.

PLAYER STATISTICS

MISCELLANEOUS PGA TOUR STATISTICS
Career PGA TOUR Low Round/Round: 63–2015 AT&T Byron Nelson/2
Largest Career PGA TOUR Paycheck/Finish: $918,000–2016 the Memorial Tournament presented by Nationwide/2
Career High FedExCup Rank: After 2015 Frys.com Open/8
Career High Official World Rank: After 2016 the Memorial Tournament presented by Nationwide/89

PGA TOUR CAREER SUMMARY — PLAYOFF RECORD: 0-2

Year	Events Played	Cuts Made	1st	2nd	3rd	Top 10	Top 25	FedExCup Pts/ Rank	Earnings/ Rank
2010	1								
2013	3	1					1		$28,350/
2014	1	1							37,952/
2015	28	14		1		5	5	540/113	1,049,549/95
2016	30	19		1		3	4	950/66	1,902,481/51
2017	11	7						60/207	128,092/211
Total	74	42		2		8	10		3,146,423

WEB.COM TOUR

Year	Events Played	Cuts Made	1st	2nd	3rd	Top 10	Top 25	Earnings/Rank
2013	1	1						$2,813/219
2014	23	8	1		1	3	7	231,854/12
2017	7	4				1	2	21,682/135
Total	31	13	1		1	4	9	261,937

*** Majors and World Golf Championships are considered official on multiple tours***

PGA TOUR TOP TOURNAMENT SUMMARY

Year	10	11	12	13	14	15	16
U.S. Open	CUT						
PGA Championship							T33
THE PLAYERS							T39
THE NORTHERN TRUST						CUT	T68
Dell Technologies Championship							T67
BMW Championship							T47

Joel Dahmen (DAY-men)

EXEMPT STATUS: 49th on 2017 Web.com Tour priority list
FULL NAME: Joel Isaac Dahmen
HEIGHT: 5-11
WEIGHT: 176
BIRTHDATE: November 11, 1987
BIRTHPLACE: Clarkston, Washington
RESIDENCE: Scottsdale, Arizona
FAMILY: Wife, Lona
EDUCATION: University of Washington
TURNED PROFESSIONAL: 2010
JOINED TOUR: 2016-17
Web.com Tour Graduate (2016, 2017)

BEST PGA TOUR CAREER FINISH:
T9—2017 AT&T Byron Nelson.

PGA TOUR CANADA VICTORIES (2):
2014 PC Financial Open, The Syncrude Boreal Open Presented by AECON.

2016-17 SEASON:
Made 16 starts on the PGA TOUR, highlighted by one top-10. Finished the Web.com Tour season with seven starts, one top-10 and six cuts made. Was 49th in the final priority-ranking order. Secured his PGA TOUR card for the 2017-18 season with a 24th-place finish on the 2017 Web.com Tour Finals money list (excluding the 25)…Secured his PGA TOUR card for the 2017-18 season with a tie for sixth at the DAP Championship despite closing in 2-over 72…Posted four rounds at par or better to finish T9 at the AT&T Byron Nelson, five strokes behind champion Billy Horschel and his playoff counterpart, Jason Day. Represented his first top-10 finish on the PGA TOUR in nine starts.

PERSONAL:
Was diagnosed with testicular cancer in February 2011 but made a full recovery and returned to the Mackenzie Tour-PGA TOUR Canada later that season…Order of Merit Leader and Mackenzie Tour-PGA TOUR Canada Player of the Year in 2014…Never travels without a few books…As a superstition, never marks his ball with a quarter…Favorite pro teams are the Seattle Seahawks and Seattle Mariners…Dream foursome would include his mom, dad and Dennis Leffler…Not many people know he can "cook a good breakfast."…Personal motto is "Have a lot of fun all the time."…Mother, Jolyn, was a high school basketball player…Lived with PGA TOUR member Nick Taylor for two years after leaving the University of Washington while still remaining in Seattle.

PLAYER STATISTICS

MISCELLANEOUS PGA TOUR STATISTICS
Career PGA TOUR Low Round/Round: 66–4 times, most recent 2017 Wyndham Championship/4
Largest Career PGA TOUR Paycheck/Finish: $195,000–2017 AT&T Byron Nelson/T9
Career High FedExCup Rank: After 2017 U.S. Open/162
Career High Official World Rank: After 2015 AT&T Pebble Beach National Pro-Am/335

PGA TOUR CAREER SUMMARY — PLAYOFF RECORD: 0-0

Year	Events Played	Cuts Made	1st	2nd	3rd	Top 10	Top 25	FedExCup Pts/ Rank	Earnings/ Rank
2014	1	1							$13,034/
2017	16	7				1	2	143/176	344,824/171
Total	17	8				1	2		357,858

WEB.COM TOUR

Year	Events Played	Cuts Made	1st	2nd	3rd	Top 10	Top 25	Earnings/Rank
2011	1							
2014	1							
2015	25	13				3	6	$86,344/62
2016	20	13			2	3	9	150,267/25
2017	7	6				1	3	8,080/178
Total	54	32			2	7	18	289,093

*** Majors and World Golf Championships are considered official on multiple tours***



Brian Davis

EXEMPT STATUS: Top Finishers from the Web.com Tour Medical
FULL NAME: Brian Lester Davis
HEIGHT: 5-11
WEIGHT: 185
BIRTHDATE: August 2, 1974
BIRTHPLACE: London, England
RESIDENCE: Orlando, Florida

FAMILY: Wife, Julie; Oliver (4/16/04), Henry (11/21/05), Madeline (6/23/08)
SPECIAL INTERESTS: All sports, spending time with family
TURNED PROFESSIONAL: 1994
Q SCHOOL: 2004
JOINED TOUR: 2005

BEST PGA TOUR CAREER FINISHES:

2—2007 Stanford St. Jude Championship, 2009 HP Byron Nelson Championship, 2010 Verizon Heritage, Crowne Plaza Invitational at Colonial, T2—2008 Legends Reno-Tahoe Open.

INTERNATIONAL VICTORIES (2):

2000 Peugeot Open de Espana [Eur]. **2004** ANZ Championship [Eur].

2016-17 SEASON:

Limited to just one start (a missed cut at the Wyndham Championship) as he continued his comeback from injury. Will play 2017-18 season out of the Top Finishers from the Web.com Tour Medical category, with four available events to earn 431 FedExCup points or $690,010 to remain exempt for the remainder of the season.

PERSONAL:

Has had bouts with two skin cancers and is affiliated with The Skin Cancer Foundation with the hope he can educate people about the dangers of the sun and what role prevention can have in helping people maintain their health… Charity efforts also go toward the Arnold Palmer Hospital in Orlando, Fla., which treated his son Henry, who was born with kidney issues, and his daughter, Madeline, after she suffered two collapsed lungs right after birth.

PLAYER STATISTICS

MISCELLANEOUS PGA TOUR STATISTICS

Career PGA TOUR Low Round/Round: 63–2 times, most recent 2013 Deutsche Bank Championship/1
Largest Career PGA TOUR Paycheck/Finish: $702,000–2009 HP Byron Nelson Championship/2
Career High FedExCup Rank: After 2009 Crowne Plaza Invitational at Colonial/21
Career High Official World Rank: After 2004 The Honda Classic/45

PGA TOUR CAREER SUMMARY — PLAYOFF RECORD: 0-1

Year	Events Played	Cuts Made	1st	2nd	3rd	Top 10	Top 25	FedExCup Pts/ Rank	Earnings/ Rank
1998	1								
1999	1	1							$9,491/296
2000	1								
2003	4	3				1	1		228,611/
2004	7	2					1		110,250/
2005	23	15			1	2	6		854,460/98
2006	28	18				2	5		762,281/113
2007	28	22		1		3	5	90,161/76	1,289,207/71
2008	34	22		1		2	9	100,905/56	1,151,558/96
2009	32	19		1		4	7	1,045/58	1,874,318/43
2010	32	18		2		2	5	1,149/53	1,640,516/46
2011	30	23				2	10	1,438/39	1,308,009/71
2012	29	17				4	8	728/85	1,318,032/64
2013	28	17				4	4	1,224/47	1,221,524/72
2014	28	19					5	538/110	842,539/110
2015	31	14				2	5	387/143	656,534/138
2016	9	1						23/230	27,880/228
2017	1								
Total	347	211		5	1	28	71		13,295,212

WEB.COM TOUR

Year	Events Played	Cuts Made	1st	2nd	3rd	Top 10	Top 25	Earnings/Rank
2015	4	4					2	$32,607/139
2016	1	1						1,605/222
2017	9	4						5,266/194
Total	14	9					2	42,108

*** Majors and World Golf Championships are considered official on multiple tours***

PGA TOUR TOP TOURNAMENT SUMMARY

Year	98	99	00	01	02	03	04	05	06	07	08	09	10
Masters							CUT						
U.S. Open						T61	CUT						CUT
The Open Championship	CUT	T68	CUT			T6	CUT	CUT		T53			
PGA Championship						CUT	T13	CUT				CUT	T39
THE PLAYERS							CUT		T20	CUT	CUT	T5	CUT
Dell Technologies Match Play							T33						
Mexico Championship						T35							
THE NORTHERN TRUST										T54	T38	CUT	T60
Dell Technologies Championship										T72	T50	T49	T22
BMW Championship											T38	T45	T54

Year	11	12	13	14	15
The Open Championship	CUT		CUT		
PGA Championship	T19	CUT			
THE PLAYERS	T26	T25	T72	T11	CUT
THE NORTHERN TRUST	T6	CUT	CUT	T74	
Dell Technologies Championship	T42	CUT	8		
BMW Championship	T31		T33		

NATIONAL TEAMS: World Cup (1), 2000; Alfred Dunhill Cup (1), 2000; Seve Trophy (1), 2003.

Jason Day

EXEMPT STATUS: Winner, 2015 PGA Championship (through 2020-21)
FULL NAME: Jason Anthony Day
HEIGHT: 6-0
WEIGHT: 195
BIRTHDATE: November 12, 1987
BIRTHPLACE: Beaudesert, Queensland, Australia
RESIDENCE: Forest Lake, Queensland, Australia; Columbus, Ohio
FAMILY: Wife, Ellie; Dash James (7/11/12), Lucy (11/11/15)
SPECIAL INTERESTS: Sports
TURNED PROFESSIONAL: 2006
JOINED TOUR: 2008
Web.com Tour Graduate (2007)

PGA TOUR VICTORIES (10):

2010 HP Byron Nelson Championship. **2014** World Golf Championships-Accenture Match Play Championship. **2015** Farmers Insurance Open, RBC Canadian Open, PGA Championship, The Barclays, BMW Championship. **2016** Arnold Palmer Invitational presented by MasterCard, World Golf Championships-Dell Match Play, THE PLAYERS Championship.

WEB.COM TOUR VICTORIES (1):

2007 Legend Financial Group Classic.

OTHER VICTORIES (3):

2013 ISPS Handa World Cup [with Adam Scott], ISPS Handa World Cup [indiv]. **2015** Franklin Templeton Shootout [with Cameron Tringale].

2016-17 SEASON:

Advanced to the FedExCup Playoffs for the 10th consecutive time in his career, making it to the TOUR Championship for the seventh time and finished No. 18 in the FedExCup. Made 16 cuts in 20 starts for the season while posting five top-10 finishes, including two in FedExCup Playoffs events (T6/THE NORTHERN TRUST, 4/BMW Championship). Failed to win during the season, coming close at the AT&T Byron Nelson where he lost a playoff to Billy Horschel…Went 1-3-1 in his fourth consecutive appearance for the International Team at the Presidents Cup, defeating Charley Hoffman 2 and 1 in singles on the final day at Liberty National…The 2015 BMW Championship winner posted a final-round, 2-under 69 to finish solo-fourth in his eighth start in the BMW Championship. Opened with a 7-under 64 in the first round, two shots behind eventual-winner Marc Leishman. Announced early in the week he would have a new caddie on the bag, longtime friend Luke Reardon. With a new putter in the bag, had just 95 putts over the four tournament rounds. Moved from No. 28 in the FedExCup standings to No. 15…Recorded 5-under 275 to finish T6 at THE NORTHERN TRUST despite a front-nine 40 (+5) in the second round. Advanced 20 spots in the FedExCup to No. 29 with the T6 at Glen Oaks Club…Finished T9 (and seven strokes behind champion Justin Thomas) in his eighth start at the PGA Championship. Outside of missed cuts in 2011 and 2012, has finished no worse than T15 in his remaining starts (T9-2017, 2-2016, 1-2015, T15-2014, T8-2013, T10-2010). Marked his 14th top-10 finish in 29 major championship starts…Three-putted for bogey and was defeated by Billy Horschel at the first hole of sudden death at the AT&T Byron Nelson after both players had tied at 12-under 268. Produced his second-best finish in his fifth appearance at the AT&T Byron Nelson, having won in his inaugural appearance in 2010. In all, has four top-10 finishes in five starts in Las Colinas. Was seeking to join Sergio Garcia (2004, 2016) as the only multiple winners of the event since it moved to TPC Four Seasons in 1983…While attempting to defend his title, withdrew in opening-round match against Pat Perez at the World Golf Championships-Dell Technologies Match Play after six holes before revealing his mother was about to undergo lung cancer surgery later that week…Lost the World No. 1 ranking on February 20, 2017 following the Genesis Open, after a Dustin Johnson win (Day finished T64 at Riviera CC)…Bounced back from a 3-over 75 at Pebble Beach GL Saturday with a final-round 5-under 67 to finish T5 at the AT&T Pebble Beach Pro-Am (his first top-10 of the season). Marked his sixth top-15 finish in eight starts at the event, led by a T4 in 2015. In the final round, made an eagle on No. 14 and birdies on Nos. 17 and 18 to guarantee the top-10.

PERSONAL:

Got his start in golf from his dad, who died when Jason was 12…Was encouraged to attend a golf academy in Australia by his coach and former caddie, Col Swatton, where he borrowed a Tiger Woods book from his roommate and gained inspiration from reading it…In February 2016, his hometown of Beaudesert, Australia named a street in his honor following his outstanding 2015 season…In 2015, was honored with the Don Award by Sport Australia Hall of Fame and was the inaugural recipient of the Greg Norman Medal…With his wife, Ellie, launched the Brighter Days Foundation in 2015. It's mission is working to end child hunger in Ohio, give hope to those who may be feeling hopeless and support child-serving organizations.

PLAYER STATISTICS

MISCELLANEOUS PGA TOUR STATISTICS
Career PGA TOUR Low Round/Round: 61–2015 BMW Championship/1
Largest Career PGA TOUR Paycheck/Finish: $1,890,000–2016 THE PLAYERS Championship/1
Career High FedExCup Rank: After 2015 The Barclays/1
Career High Official World Rank: After 2017 AT&T Pebble Beach Pro-Am/1

PGA TOUR CAREER SUMMARY — PLAYOFF RECORD: 1-1

Year	Events Played	Cuts Made	1st	2nd	3rd	Top 10	Top 25	FedExCup Pts/ Rank	Earnings/ Rank
2006	7	5					2		$174,508/
2008	28	13				2	6	97,149/83	767,393/136
2009	18	14		1		2	7	1,213/48	1,251,219/69
2010	24	18	1	1		5	11	1,660/8	2,904,327/21
2011	21	18		2	1	10	12	1,058/12	3,962,647/9
2012	17	13				4	8	712/87	1,143,233/88
2013	21	21		1	2	7	12	698/17	3,625,030/12
2014	15	14	1	2		6	9	1,200/10	3,789,574/16
2015	20	18	5		1	11	15	2,290/3	9,403,330/2
2016	20	19	3	1	1	10	16	1,440/6	8,045,112/2
2017	20	16		1		5	12	514/18	2,978,181/28
Total	211	169	10	9	5	62	110		38,044,553

WEB.COM TOUR

Year	Events Played	Cuts Made	1st	2nd	3rd	Top 10	Top 25	Earnings/Rank
2007	19	14	1	1	1	7	10	$331,542/5
Total	19	14	1	1	1	7	10	331,542

*** Majors and World Golf Championships are considered official on multiple tours***

PGA TOUR TOP TOURNAMENT SUMMARY

Year	08	09	10	11	12	13	14	15	16	17
Masters				T2	WD	3	T20	T28	T10	T22
U.S. Open				2	T59	T2	T4	T9	T8	CUT
The Open Championship			T60	T30		T32	T58	T4	T22	T27
PGA Championship			T10	CUT	CUT	T8	T15	**1**	2	T9
THE PLAYERS			CUT	T6	CUT	T19		CUT	**1**	T60
Dell Technologies Match Play				T9	T17	3	**1**	T52	**1**	58
Bridgestone Invitational			T22	T4	T29	T53	WD	T12	T3	T24
Mexico Championship				T45	T20	T33		T31	T23	
THE NORTHERN TRUST	T31	T12	T5	T13	T24	T25	T2	**1**	T4	T6
Deutsche Bank Championship	T50	T19	T2	T3	T51	T13	T7	T12	T15	T25
BMW Championship		T59	T54	T49		T4	WD	**1**	WD	4
TOUR Championship			T17	T6		T14	T4	T10	WD	T17

NATIONAL TEAMS: Presidents Cup (4), 2011, 2013, 2015, 2017; World Cup (1), 2013.

Brendon de Jonge (dee-YONG)

EXEMPT STATUS: Veteran Member
FULL NAME: Brendon Russell de Jonge
HEIGHT: 6-0
WEIGHT: 230
BIRTHDATE: July 18, 1980
BIRTHPLACE: Harare, Zimbabwe
RESIDENCE: Charlotte, North Carolina

FAMILY: Wife, Mary; Lauren Kenley (1/2/09), Keaton (1/27/11)
EDUCATION: Virginia Tech (2003, Consumer Studies)
SPECIAL INTERESTS: Fishing
TURNED PROFESSIONAL: 2003
Q SCHOOL: 2006
JOINED TOUR: 2007
Web.com Tour Graduate (2008)

BEST PGA TOUR CAREER FINISH:

2—2012 Justin Timberlake Shriners Hospitals for Children Open, T2—2015 The McGladrey Classic.

WEB.COM TOUR VICTORIES (1):

2008 Xerox Classic.

2016-17 SEASON:

Splitting time between the PGA TOUR and Web.com Tour, made two cuts in 14 starts on the PGA TOUR and did not make a cut in four starts on the Web.com Tour. Will compete in the 2017-18 season out of the Veteran Member category.

PERSONAL:

Played golf with musicians Alice Cooper in Hawaii and Michael Bolton for three consecutive years in a pro-am…Is always a sucker for a good steak…Helps raise funds and awareness for Golf Pros Beating Cancer Inc…Named 2012 Zimbabwe Sportsman of the Year…Lists Nick Price as his hero.

PLAYER STATISTICS

MISCELLANEOUS PGA TOUR STATISTICS

Career PGA TOUR Low Round/Round: 62–3 times, most recent 2014 Wells Fargo Championship/2
Largest Career PGA TOUR Paycheck/Finish: $492,800–2015 The McGladrey Classic/T2
Career High FedExCup Rank: After 2015 The McGladrey Classic/4
Career High Official World Rank: After 2014 Northwestern Mutual World Challenge/58

PGA TOUR CAREER SUMMARY — PLAYOFF RECORD: 0-1

Year	Events Played	Cuts Made	1st	2nd	3rd	Top 10	Top 25	FedExCup Pts/ Rank	Earnings/ Rank
2007	26	12				2	3	1,010/175	$447,172/155
2009	29	16				2	4	315/137	536,696/139
2010	32	24			3	7	11	1,170/51	2,167,978/34
2011	30	22				3	10	1,024/60	1,241,326/76
2012	31	27		1		4	11	1,065/57	2,015,252/39
2013	30	25				4	13	503/26	1,795,244/42
2014	31	24				2	4	762/91	1,169,895/87
2015	31	22		1		3	9	1,228/47	1,594,935/62
2016	30	11					2	304/156	415,583/164
2017	14	2						31/221	54,273/223
Total	284	185		2	3	27	67		11,439,854

WEB.COM TOUR

Year	Events Played	Cuts Made	1st	2nd	3rd	Top 10	Top 25	Earnings/Rank
2004	22	14				1	3	$43,792/97
2005	25	19				2	9	108,553/51
2006	27	18				6	10	149,288/37
2007	5	1						1,770/308
2008	28	22	1	1	3	9	16	437,035/2
2009	3	2						3,670/243
2016	3	1						
2017	4							
Total	117	77	1	1	3	18	38	744,108

*** Majors and World Golf Championships are considered official on multiple tours***

PGA TOUR TOP TOURNAMENT SUMMARY

Year	10	11	12	13	14	15	16
Masters					T37		
U.S. Open	T33				T28		
The Open Championship					CUT		
PGA Championship	T48	T26	T54	T33	T40	T65	
THE PLAYERS	CUT	CUT	T15	T15	70	T63	T57
Bridgestone Invitational					T37		
Mexico Championship					T54		
THE NORTHERN TRUST	CUT	T58	CUT	T19	T61	CUT	
Dell Technologies Championship	T45	CUT	T60	T9	T74	T22	
BMW Championship	T63	T31	T28	T18		T32	
TOUR Championship				T18			

NATIONAL TEAMS: Presidents Cup (1), 2013; World Cup (2), 2011, 2013; World Amateur Team (2), 1999, 2000.



Bryson DeChambeau (de-SHAM-bo)

EXEMPT STATUS: 2016-17 tournament winner (through 2018-19)
FULL NAME: Bryson DeChambeau
HEIGHT: 6-1
WEIGHT: 185
BIRTHDATE: September 16, 1993
BIRTHPLACE: Modesto, California

RESIDENCE: Dallas, Texas
FAMILY: Single
EDUCATION: Southern Methodist University
SPECIAL INTERESTS: Physics, family, faith, cars, fishing
TURNED PROFESSIONAL: 2016
JOINED TOUR: 2015-16
Web.com Tour Graduate (2016)

PGA TOUR VICTORIES (1):

2017 John Deere Classic.

WEB.COM TOUR VICTORIES (1):

2016 DAP Championship.

2016-17 SEASON:

Made the cut in 14 of 31 starts during the 2016-17 season, highlighted by his first PGA TOUR victory at the John Deere Classic and runner-up finish at the Puerto Rico Open. Ended the season No. 49 in the FedExCup standings…Finished his season with a T33 effort at the BMW Championship, the third FedExCup Playoffs event…Won his first PGA TOUR title at the 2017 John Deere Classic in his 40th TOUR start at the age of 23 years, 10 months. Began the final round four strokes back at 12-under 201 and birdied his final two holes to post a 6-under 65, 18-under 266 total good for a one-stroke victory over 36- and 54-hole leader Patrick Rodgers. Following an even-par front nine in the final round, reeled off birdies on Nos. 10, 11, 13, 14, 17 and 18 to post the final-round 65. Became the 19th player to make the John Deere Classic his first PGA TOUR title. Became the 10th first-time winner of the season, and second consecutive following Xander Schauffele at The Greenbrier Classic…Followed a 4-under 68 in round one of the Puerto Rico Open with a 65 in round two to take a share of the 36-hole lead at 11-under 133. Posted weekend scores of 70-67 to finish at 18-under 270 and T2 with Retief Goosen and Bill Lunde. With birdies on three of his last five holes, held a temporary share of the lead Sunday en route to his first runner-up finish on TOUR.

PERSONAL:

The physics major has been nicknamed by many, the Mad Scientist. Credits Homer Kelly's book, The Golfing Machine, for many of his swing principles and philosophies. Utilizes an unconventional approach of all of his irons being the same length, 37 1/2 inches, which is the average length of a 7-iron shaft (his favorite club). Has names for all of his clubs, for example his 60-degree wedge is named "The King" after 1960 Masters champion Arnold Palmer and his 6-iron is named "Juniper" after the sixth hole at Augusta National…Wears a Ben Hogan-style cap during tournament rounds on the PGA TOUR and beginning with his professional debut at the RBC Heritage…Twitter is @b_dechambeau.

PLAYER STATISTICS

MISCELLANEOUS PGA TOUR STATISTICS

Career PGA TOUR Low Round/Round: 65–4 times, most recent 2017 John Deere Classic/4
Largest Career PGA TOUR Paycheck/Finish: $1,008,000–2017 John Deere Classic/1
Career High FedExCup Rank: After 2018 Safeway Open/17
Career High Official World Rank: After 2017 John Deere Classic/81

PGA TOUR CAREER SUMMARY — PLAYOFF RECORD: 0-0

Year	Events Played	Cuts Made	1st	2nd	3rd	Top 10	Top 25	FedExCup Pts/ Rank	Earnings/ Rank
2015A	3	1							
2016A	2	2					1		
2016	10	5				1	2		$476,621/
2017	31	14	1	1		2	4	1,017/49	1,817,054/58
Total	46	22	1	1		3	7		2,293,675

WEB.COM TOUR

Year	Events Played	Cuts Made	1st	2nd	3rd	Top 10	Top 25	Earnings/Rank
2016	3	1	1			1	1	$180,000/26
Total	3	1	1			1	1	180,000

*** Majors and World Golf Championships are considered official on multiple tours***

PGA TOUR TOP TOURNAMENT SUMMARY

Year	15	16	17
Masters		T21	
U.S. Open	CUT	T15	CUT
The Open Championship			CUT
PGA Championship			T33
Bridgestone Invitational			T60
THE NORTHERN TRUST			CUT
Dell Technologies Championship			T30
BMW Championship			T33

NATIONAL TEAMS: Walker Cup (1), 2015; World Amateur Team Championship (1), 2014.



Graham DeLaet (duh-LET)

EXEMPT STATUS: 76th in 2016-17 FedExCup points
FULL NAME: Graham Norman DeLaet
HEIGHT: 5-11
WEIGHT: 165
BIRTHDATE: January 22, 1982
BIRTHPLACE: Weyburn, Saskatchewan, Canada
RESIDENCE: Scottsdale, Arizona
FAMILY: Wife, Ruby; Roscoe (11/10/15), Lyla (11/10/15)
EDUCATION: Boise State University (2006, Physical Education)
SPECIAL INTERESTS: Hockey, college football
TURNED PROFESSIONAL: 2006
Q SCHOOL: 2009
JOINED TOUR: 2010

BEST PGA TOUR CAREER FINISHES:

T2—2013 The Barclays. 2014 Farmers Insurance Open, Waste Management Phoenix Open.

INTERNATIONAL VICTORIES (4):

2008 Desjardins Montreal Open [Can]. **2009** BMG Classic [SAf], ATB Financial Classic [Can], Canadian Tour Players Cup [Can].

2016-17 SEASON:

Made the cut in 17 of 25 starts during the 2016-17 campaign, with a T6 at the RBC Heritage the best of his six top-10 finishes. Finished the season No. 76 in the FedExCup standings. Marked the seventh time in eight years he has advanced to the FedExCup Playoffs…Season ended following a T75 at the Dell Technologies Championship…Finished T7, four strokes behind champion Justin Thomas, at the PGA Championship for his best finish in eight major championship starts. Marked his sixth top-10 finish of the season, one shy of his career-best in a season. Week was highlighted in a third-round 3-under 68, where he eagled Nos. 14 and 15 to become the first player with back-to-back eagles on the PGA TOUR since Marc Leishman in the second round at the 2016 OHL Classic at Mayakoba. The eagles were sandwiched in between birdies on Nos. 12 and 16, with the 6-under stretch the second-best eagle-birdie stretch of the season…At 10-under 132, shared the second-round lead at the RBC Heritage with Luke Donald. A third-round 2-under 69 dropped him into solo-second place, one stroke behind his final-round playing partner and tournament leader Jason Dufner. Struggled to a 2-over 73 to finish T6, three strokes behind champion Wesley Bryan…In his sixth start at The Honda Classic, collected his third top-10 showing of the season, solo-10th, and third consecutive top-20 finish…Birdied the 18th hole in round three of the Waste Management Phoenix Open to enter the final round in a tie for third. Birdied three of his first five holes on Sunday to pull into a tie for second before closing with an even-par 71 and a tie for ninth place…Birdied his first four holes in round one of the Sanderson Farms Championship en route to a 6-under 66. Birdied four straight holes again in round three, Nos. 13-16, on his way to a 54-hole total of 13-under 203. Beginning the final round just a stroke off the lead, at one point held a share of the lead, before a 3-over on his inward nine resulted in a T8 finish at 13-under 275 with Grayson Murray and Seung-Yul Noh.

PERSONAL:

Is an avid outdoorsman and has hunted in faraway places such as Zimbabwe. Cites an Alaskan fishing adventure where he caught a 55 pound King Salmon as being the trip of a lifetime…Helped develop Prairie Baard, a craft beer in partnership with Bomber Brewing in Vancouver, British Columbia…Attended Weyburn Comprehensive School. Also played hockey and volleyball in high school.

PLAYER STATISTICS

MISCELLANEOUS PGA TOUR STATISTICS

Career PGA TOUR Low Round/Round: 62–3 times, most recent 2016 Sony Open in Hawaii/2
Largest Career PGA TOUR Paycheck/Finish: $545,600–2014 Waste Management Phoenix Open/T2
Career High FedExCup Rank: After 2013 Deutsche Bank Championship/5
Career High Official World Rank: After 2014 Waste Management Phoenix Open/26

PGA TOUR CAREER SUMMARY — PLAYOFF RECORD: 0-0

Year	Events Played	Cuts Made	1st	2nd	3rd	Top 10	Top 25	FedExCup Pts/ Rank	Earnings/ Rank
2007	1								
2009	1	1							$13,872/
2010	28	15			1	3	8	393/124	954,011/100
2011	2	1						1/262	10,472/253
2012	23	17				3	5	1,085/53	1,051,951/95
2013	26	21		1	2	7	12	1,415/8	2,834,900/21
2014	24	18		2		7	11	1,553/37	2,616,518/30
2015	22	15				3	4	545/112	988,349/104
2016	21	14				3	5	490/120	908,557/112
2017	25	17				6	10	650/76	1,603,666/69
Total	173	119		3	3	32	55		10,982,296

WEB.COM TOUR

Year	Events Played	Cuts Made	1st	2nd	3rd	Top 10	Top 25	Earnings/Rank
2003A	1							
2005	1							
2008	2							
2009	1	1						$5,121/223
2010	1							
2011	2	1						3,300/234
Total	8	2						8,421

*** Majors and World Golf Championships are considered official on multiple tours***

PGA TOUR TOP TOURNAMENT SUMMARY

Year	10	11	12	13	14	15	16	17
Masters					CUT			
U.S. Open					CUT			
The Open Championship				83	CUT	T68		
PGA Championship				CUT	T15			T7
THE PLAYERS			T70	T26	CUT	T56	CUT	CUT
Dell Technologies Match Play					T33			
Bridgestone Invitational					WD			
Mexico Championship					T34			
HSBC Champions					T6	WD		
THE NORTHERN TRUST	CUT		T5	T2	CUT	CUT	T78	WD
Dell Technologies Championship			CUT	3	T50			T75
BMW Championship			T37	T28	11			
TOUR Championship				28				

NATIONAL TEAMS: Presidents Cup (1), 2013; World Cup (2), 2008, 2009; Summer Olympics (1), 2016.



Roberto Diaz

EXEMPT STATUS: 46th on 2017 Web.com Tour priority list
FULL NAME: Roberto Diaz
HEIGHT: 5-6
WEIGHT: 180
BIRTHDATE: February 3, 1987
BIRTHPLACE: Veracruz, México
RESIDENCE: Myrtle Beach, South Carolina
FAMILY: Single
EDUCATION: University of South Carolina Aiken (2009, Business Administration)
SPECIAL INTERESTS: Movies, music
TURNED PROFESSIONAL: 2009
JOINED TOUR: 2018
Web.com Tour Graduate (2017)

BEST PGA TOUR CAREER FINISH:

T67—2017 World Golf Championships-Mexico Championship.

2016-17 SEASON:

Finished the Web.com Tour season with 24 starts, two top-threes and 17 cuts made. Was 46th in the final priority-ranking order. Secured his PGA TOUR card for the 2017-18 season with a 25th-place finish on the 2017 Web.com Tour Regular Season money list…Entered the Regular Season finale in Portland at 24th on the money list and finished T43 at Pumpkin Ridge to earn the final of 25 cards after Keith Mitchell failed to birdie any of the last three holes…Finished solo-third at the United Leasing & Finance Championship despite a final-round 78. Tied the low round of the tournament with a 5-under 67 on Saturday to move within one shot of D.H. Lee's lead after 54 holes…In his World Golf Championships debut, finished T67 at the Mexico Championship after gaining entry as the highest-ranked Mexican-born player in the Official World Golf Ranking (No. 472)…Posted a final-round 64 at the Club Colombia Championship by Servientrega to move from T13 into sole possession of the clubhouse lead at 13-under par. Was matched by Ethan Tracy at 13-under when Tracy holed a 101-yard wedge for eagle on the 72nd hole to force a play-off. Lost on the second playoff hole when Tracy converted a 20-foot birdie putt.

PERSONAL:

Attended La Salle de Veracruz-Heritage Academy…Earliest golf memory was traveling with his family to the Junior World Championship…If not a professional golfer, would be a golf coach…Biggest thrill outside golf was meeting the President of Mexico…Favorite college team is the University of South Carolina-Aiken Pacers. Favorite pro team is Real Madrid…Not many people know "I am called 'Porky.'"…Bucket list includes going to Europe and helping kids with cancer…Personal motto is "Failure is not falling down but refusing to get up."…Is involved with the Fundacion Zotoluco charity…Twitter handle is @bobbydiazz.

PLAYER STATISTICS

MISCELLANEOUS PGA TOUR STATISTICS
Career PGA TOUR Low Round/Round: 69–2015 OHL Classic at Mayakoba/2
Largest Career PGA TOUR Paycheck/Finish: $45,625–2017 WGC–Mexico Championship/T67
Career High Official World Rank: After 2017 Valero Texas Open/380

PGA TOUR CAREER SUMMARY — PLAYOFF RECORD: 0-0

Year	Events Played	Cuts Made	1st	2nd	3rd	Top 10	Top 25	FedExCup Pts/ Rank	Earnings/ Rank
2014	1								
2015	1								
2017	3	1							
Total	6	1							

WEB.COM TOUR

Year	Events Played	Cuts Made	1st	2nd	3rd	Top 10	Top 25	Earnings/Rank
2012	1							
2014	15	8				1	4	$64,392/78
2015	20	8				1	2	57,011/82
2016	21	12		1		2	5	96,968/51
2017	24	17		1	1	2	6	157,823/25
Total	81	45		2	1	6	17	404,523

*** Majors and World Golf Championships are considered official on multiple tours***

PGA TOUR TOP TOURNAMENT SUMMARY

Year	17
U.S. Open	CUT
Mexico Championship	T67

Luke Donald

EXEMPT STATUS: 105th in 2016-17 FedExCup points
FULL NAME: Luke Campbell Donald
HEIGHT: 5-9
WEIGHT: 165
BIRTHDATE: December 7, 1977
BIRTHPLACE: Hemel Hempstead, England
RESIDENCE: Jupiter, Florida

FAMILY: Wife, Diane; Elle Georgina (2/26/10), Sophia Ann (11/11/11), Georgina Campbell (5/23/14)
EDUCATION: Northwestern University (2001, Art Theory and Practice)
SPECIAL INTERESTS: Art, music, wine making
TURNED PROFESSIONAL: 2001
Q SCHOOL: 2001
JOINED TOUR: 2002

PGA TOUR VICTORIES (5):

2002 Southern Farm Bureau Classic. **2006** The Honda Classic. **2011** World Golf Championships-Accenture Match Play Championship, Children's Miracle Network Hospitals Classic. **2012** Transitions Championship.

INTERNATIONAL VICTORIES (8):

2004 Scandinavian Masters [Eur], Omega European Masters [Eur]. **2010** Madrid Masters [Eur]. **2011** BMW PGA Championship [Eur], Barclays Scottish Open. **2012** BMW PGA Championship [Eur], Dunlop Phoenix [Jpn]. **2013** Dunlop Phoenix [Jpn].

OTHER VICTORIES (2):

2004 World Cup [with Paul Casey]. **2005** Target World Challenge.

BEST CURRENT YEAR PGA TOUR FINISHES:

2—RBC Heritage.

2016-17 SEASON:

Recorded three top-25s in 17 starts through the Wyndham Championship, highlighted by a runner-up at the RBC Heritage. Advanced to the FedExCup Playoffs for the 11th time in the 11 seasons of the FedExCup….Ended his season at No. 105 in the FedExCup standings, after a T49 at THE NORTHERN TRUST, the first of four FedExCup Playoffs events….Posted his fifth career runner-up finish at the RBC Heritage, a tournament record, finishing one stroke behind Wesley Bryan. It marked his first top-10 of the season. Entered the final round four shots out of the lead and fell further back with a double bogey at the par-5 second, but carded birdies at Nos. 5, 9, 11, 13 and 14 to charge into sole possession of the lead with four to play. Added four pars coming in to fall to Bryan by one shot, finishing as the runner-up for the third time in four years. Now owns seven top-three finishes in his last nine starts (12 overall) at Harbour Town Golf Links (2-2017, T2-2016, 2nd-2014, T3-2013, 2nd-2011, T3-2010, T2-2009). Since 1934 (official PGA TOUR events), is one of six players to finish runner-up in an event five times. Only two players have more runner-up finishes in an event during that span: Jack Nicklaus (7, RBC Canadian Open) and Phil Mickelson (6, U.S. Open). He joins Payne Stewart (The Honda Classic), Jack Nicklaus (Ford Championship at Doral), Greg Norman (BMW Championship) with five runner-up finishes in the same event.

PERSONAL:

Earned degree in art theory and practice at Northwestern University. Donated one of his paintings to a PGATOUR.COM auction, and the winning bid was $1,640, which was split between PGA TOUR Charities and junior golf charity in Chicago….Involved with The First Tee of Chicago and the Ronald McDonald House of Chicago….Director for the Western Golf Association, the organization behind the Evans Scholars Foundation that provides college scholarships for caddies. A driving force behind bringing the 2013 and 2015 BMW Championship to his home course, Conway Farms Golf Club, outside Chicago….Luke Donald Collection wines debuted in 2008 to strong reviews.

PLAYER STATISTICS

MISCELLANEOUS PGA TOUR STATISTICS

Career PGA TOUR Low Round/Round: 62–2006 AT&T Pebble Beach National Pro-Am/1
Largest Career PGA TOUR Paycheck/Finish: $1,400,000–2011 World Golf Championships–Accenture Match Play Championship/1
Career High FedExCup Rank: After 2011 Travelers Championship/1
Career High Official World Rank: After 2012 World Golf Championships-Bridgestone Invitational/1

PGA TOUR CAREER SUMMARY — PLAYOFF RECORD: 1-2

Year	Events Played	Cuts Made	1st	2nd	3rd	Top 10	Top 25	FedExCup Pts/ Rank	Earnings/ Rank
1999A	2								
2000A	3	1							
2001	7	3					1		$80,747/
2002	30	23	1			1	11		1,088,205/58
2003	27	17				2	8		705,121/90
2004	21	15		1	1	4	12		1,646,268/35
2005	18	17		2	1	5	12		2,480,562/17
2006	18	16	1		1	10	14		3,177,408/9
2007	20	15		2		5	8	94,699/31	2,190,053/29
2008	11	8		1	1	3	6	96,070/105	1,456,650/67
2009	21	19		1		6	13	458/30	2,174,947/34
2010	20	16		3	2	7	10	2,700/3	3,665,234/7
2011	19	17	2	2	2	14	16	2,567/3	6,683,214/1
2012	17	16	1		2	8	9	1,275/9	3,512,024/14
2013	17	14			1	5	11	483/28	1,930,646/36
2014	17	13		1		3	5	798/89	1,449,940/72
2015	20	15				2	5	782/80	1,026,643/99
2016	23	17		2		2	4	1,055/58	1,634,515/63
2017	18	7		1		1	3	456/105	958,850/105
Total	329	249	5	16	11	78	148		35,862,528

*** Majors and World Golf Championships are considered official on multiple tours***

PGA TOUR TOP TOURNAMENT SUMMARY

Year	99	00	01	02	03	04	05	06	07	08	09	10	11
Masters							T3	T42	T10	CUT	T38	CUT	T4
U.S. Open				T18			T57	T12	CUT	WD	CUT	T47	T45
The Open Championship	CUT	CUT		CUT	CUT	CUT	T52	T35	T63		T5	T11	CUT
PGA Championship					T23	T24	T66	T3	T32		T43	CUT	T8
THE PLAYERS					CUT	CUT	T2	CUT	T16	T27	T37	T26	T4
Dell Technologies Match Play							T9	T9	T17	T17	T9	T9	**1**
Bridgestone Invitational						T16	T6	T8	T22	T22	T45	T46	T2
Mexico Championship						T11	T11	T6	T26	T20	T20	T26	T6
HSBC Champions												T3	
THE NORTHERN TRUST									CUT		T31	T15	T18
Dell Technologies Championship									T60		T54	T2	T3
BMW Championship									T30		T10	T37	4
TOUR Championship											T25	2	T3

Year	12	13	14	15	16	17
Masters	T32	T25	CUT	CUT		
U.S. Open	CUT	T8	CUT	T58	CUT	
The Open Championship	T5	CUT	T64	T12	T43	
PGA Championship	T32	CUT	T40	T43	CUT	CUT
THE PLAYERS	6	T19	T38	CUT	CUT	CUT
Dell Technologies Match Play	T33	T17	T33			
Bridgestone Invitational	T8	T9	T50			
Mexico Championship	T6	T43	T25	T49		
HSBC Champions	T18		T31	T41	T40	
THE NORTHERN TRUST	T10	T41	CUT	T24	T53	T49
Dell Technologies Championship	T26	T41	T57	T39	T65	
BMW Championship	T28	T4			T39	
TOUR Championship	T3	T18				

NATIONAL TEAMS: Ryder Cup (4), 2004, 2006, 2010, 2012; World Cup (3), 2004, 2005, 2006; Walker Cup (2), 1999, 2001.



Zecheng (Marty) Dou (Doh)

EXEMPT STATUS: 38th on 2017 Web.com Tour priority list
FULL NAME: Zecheng Dou
HEIGHT: 5-9
WEIGHT: 154
BIRTHDATE: January 22, 1997
BIRTHPLACE: Henan, China
RESIDENCE: Las Vegas, Nevada

FAMILY: Single
TURNED PROFESSIONAL: 2014
JOINED TOUR: 2018
Web.com Tour Graduate (2017)

BEST PGA TOUR CAREER FINISH:
T40—2017 World Golf Championships-HSBC Champions.

WEB.COM TOUR VICTORIES (1):
2017 Digital Ally Open.

2016-17 SEASON:
Finished the Web.com Tour season with 25 starts, one win and 14 cuts made. Was 38th on the final priority-ranking order. Secured his PGA TOUR card for the 2017-18 season with a 16th-place finish on the 2017 Web.com Tour Regular Season money list. Became the first player from China to earn a PGA TOUR card (along with Xinjun Zhang)…Posted rounds of 65-67-61-66--259 (25-under) to win the Digital Ally Open by three shots over Kyle Thompson, Luke Guthrie and Billy Kennerly. With the win, became the first Chinese-born player to win on the Web.com Tour and secure a PGA TOUR card. Posted his closing rounds of 61-66 in a 36-hole marathon after weather affected the start of play earlier in the week…Became the first Chinese-born player to win on Tour with his victory at the Digital Ally Open. In a 36-hole marathon, carded 61-66 and coasted to a three-stroke victory securing his PGA TOUR card for 2018-19…Recorded a career-best, solo-third finish at The Bahamas Great Abaco Classic at The Abaco Club with rounds of 67-69-73-67. Played in the final threesome over the closing 36 holes of the event.

PLAYER STATISTICS

MISCELLANEOUS PGA TOUR STATISTICS
Career PGA TOUR Low Round/Round: 69–2017 World Golf Championships-HSBC Champions/4
Largest Career PGA TOUR Paycheck/Finish: $62,000–2017 World Golf Championships–HSBC Champions/T40
Career High Official World Rank: After 2016 TOUR Championship/177

PGA TOUR CAREER SUMMARY — PLAYOFF RECORD: 0-0

Year	Events Played	Cuts Made	1st	2nd	3rd	Top 10	Top 25	FedExCup Pts/ Rank	Earnings/ Rank
2015	1	1							
2016	1	1							
2017	1	1							
Total	3	3							

WEB.COM TOUR

Year	Events Played	Cuts Made	1st	2nd	3rd	Top 10	Top 25	Earnings/Rank
2017	25	14	1		1	2	5	$203,630/16
Total	25	14	1		1	2	5	208,030

*** Majors and World Golf Championships are considered official on multiple tours***

PGA TOUR TOP TOURNAMENT SUMMARY

Year	15	16	17
HSBC Champions	T69	T51	T40

NATIONAL TEAMS: Summer Youth Olympics (1), 2014; Asian Games (1), 2014; Eisenhower Trophy (1), 2014.



Jason Dufner

EXEMPT STATUS: Winner, 2013 PGA Championship (through 2019-20)
FULL NAME: Jason Christopher Dufner
HEIGHT: 5-10
WEIGHT: 180
BIRTHDATE: March 24, 1977
BIRTHPLACE: Cleveland, Ohio
RESIDENCE: Auburn, Alabama

FAMILY: Single
EDUCATION: Auburn University (2000, Economics)
SPECIAL INTERESTS: Football, baseball
TURNED PROFESSIONAL: 2000
Q SCHOOL: 2008
JOINED TOUR: 2004
Web.com Tour Graduate (2003, 2006)

PGA TOUR VICTORIES (5):

2012 Zurich Classic of New Orleans, HP Byron Nelson Championship. **2013** PGA Championship. **2016** CareerBuilder Challenge in partnership with the Clinton Foundation. **2017** the Memorial Tournament presented by Nationwide.

WEB.COM TOUR VICTORIES (2):

2001 Wichita Open. **2006** LaSalle Bank Open.

OTHER VICTORIES (1):

2015 Franklin Templeton Shootout [with Brandt Snedeker].

2016-17 SEASON:

Claimed 12 top-25 finishes in 20 starts through the Wyndham Championship, two of which were top-10 showings. Advanced to the FedExCup Playoffs for the ninth time, making it through all four Playoffs events. Ended his season ranked 30th in the FedExCup standings after the TOUR Championship…Posted scores of 68-67-73-72--280 (E) to finish T20 at the TOUR Championship and end his season ranked 30th in the FedExCup standings…Overcame a four-shot deficit on the final day to win the Memorial Tournament presented by Nationwide by three shots over Rickie Fowler and Anirban Lahiri. Locked in a battle that saw five players within two shots of the lead with three holes to play and two weather delays. Made a clutch par at the 72nd hole with a putt of 32 feet 7 inches for his fifth career win and first since the 2016 CareerBuilder Challenge. Became just the second Ohio-native to win the Memorial Tournament, joining tournament-host Jack Nicklaus, who won in 1977 and 1984. Set the 36-hole scoring record at 14-under 130, before firing a third-round 77 to drop into a tie for third heading into the final round. Now has the second-highest score in the third round by an eventual winner (in a nonmajor, since 1983) in PGA TOUR history; Kenny Knox shot a third-round 80 at The Honda Classic in 1986 before claiming victory. Including majors, Nick Faldo shot 77 in the third round of the 1989 Masters before eventually winning. Ranked No. 1 in GIR for the week with 54 of 72…Teamed with fellow Auburn Tiger Patton Kizzire to finish T5 at 19-under in Foursomes/Four-ball format at the Zurich Classic of New Orleans. Was one of three former Zurich Classic winners to finish T5 (Bubba Watson/2011, Nick Watney/2007).

PERSONAL:

Born in Cleveland, Ohio and family moved to Ft. Lauderdale, Fla. when he was 14…Did not start playing golf until age 15…Walked on at Auburn University where he won three times…Lists Ben Hogan as his hero…Since 2011, the Jason Dufner Foundation has focused on ending childhood hunger in Lee County, Alabama, through partnerships with local, regional, and national organizations. Currently the foundation provides food for more than 1,400 children on the weekends throughout the school year. The foundation also helps with summer feeding assistance in the county as well as partnering with other organizations who share our mission of ending childhood hunger in Lee County. The Jason Dufner Foundation Celebrity Golf Classic will be held in Auburn, Alabama on April 30, 2018. Visit www.jasondufnerfoundation.com for more information…Delivered the pre-game locker room speech prior to Auburn University's 45-41 road victory over nationally ranked Texas A&M in mid-October 2013.

PLAYER STATISTICS

MISCELLANEOUS PGA TOUR STATISTICS

Career PGA TOUR Low Round/Round: 63–6 times, most recent 2013 PGA Championship/2
Largest Career PGA TOUR Paycheck/Finish: $1,566,000–2017 the Memorial Tournament presented by Nationwide/1
Career High FedExCup Rank: After 2012 Travelers Championship/1
Career High Official World Rank: After 2012 Deutsche Bank Championship/7

PGA TOUR CAREER SUMMARY — PLAYOFF RECORD: 2-3

Year	Events Played	Cuts Made	1st	2nd	3rd	Top 10	Top 25	FedExCup Pts/ Rank	Earnings/ Rank
2001	1								
2004	28	11				1	2		$317,770/164
2006	2	1							29,459/
2007	32	18				1	5	86,250/127	574,992/140
2008	16	8					2	1,082/172	284,138/184
2009	26	19		1	1	6	8	855/11	2,190,792/33
2010	25	18				2	7	1,000/65	1,121,695/80
2011	23	15		2	1	6	8	583/25	3,057,860/21
2012	22	21	2	1		8	14	853/14	4,869,304/4
2013	22	19	1			5	9	685/19	3,132,268/16
2014	17	13		1		4	6	798/90	1,651,491/61
2015	21	17				2	6	730/88	1,007,997/101
2016	28	25	1			6	12	522/19	2,879,884/30
2017	24	21	1			2	14	287/30	3,310,341/22
Total	287	206	5	5	2	43	93		24,427,989

WEB.COM TOUR

Year	Events Played	Cuts Made	1st	2nd	3rd	Top 10	Top 25	Earnings/Rank
2001	13	11	1			3	7	$151,394/21
2002	25	12				2	4	51,832/
2003	26	20		1		10	14	237,637/10
2004	2	2						5,545/232
2005	28	13			1	2	6	97,435/59
2006	24	20	1		1	7	11	310,666/8
2008	5	3					1	8,341/194
Total	123	81	2	1	2	24	43	862,851

*** Majors and World Golf Championships are considered official on multiple tours***

PGA TOUR TOP TOURNAMENT SUMMARY

Year	01	02	03	04	05	06	07	08	09	10	11	12	13
Masters										T30		T24	T20
U.S. Open	CUT					T40	62			T33	CUT	T4	T4
The Open Championship										CUT	CUT	T31	T26
PGA Championship									CUT	T5	2	T27	1
THE PLAYERS									T32	CUT	T6	T68	T62
Dell Technologies Match Play												T33	T33
Bridgestone Invitational												7	T4
Mexico Championship										T18		T29	T12
HSBC Champions									T40			T2	
THE NORTHERN TRUST							T25		CUT	CUT	CUT		T37
Dell Technologies Championship									T2	T18	T31	T18	T9
BMW Championship									T30	T45	T6	T28	T54
TOUR Championship									T19		T13	T20	T9

Year	14	15	16	17
Masters	CUT	T49	CUT	T33
U.S. Open	CUT	T18	T8	CUT
The Open Championship	T51	T58	T22	T14
PGA Championship	WD	T68	T60	T58
THE PLAYERS	T48	CUT	T49	T60
Dell Technologies Match Play	T9	T34	T38	T51
Bridgestone Invitational	T66		51	T50
Mexico Championship	T9	T49	T11	T23
HSBC Champions	T34	T10		
THE NORTHERN TRUST		T30	T22	T20
Dell Technologies Championship		T60	T33	T69
BMW Championship			60	T58
TOUR Championship			T8	T20

NATIONAL TEAMS: Presidents Cup (1), 2013; Ryder Cup (1), 2012.



Ken Duke

EXEMPT STATUS: Past Champion
FULL NAME: Kenneth Wootson Duke
HEIGHT: 6-1
WEIGHT: 205
BIRTHDATE: January 29, 1969
BIRTHPLACE: Hope, Arkansas
RESIDENCE: Palm City, Florida
FAMILY: Wife, Michelle; Ashleigh Ann (4/23/03), Lauren Faye (7/7/05)
EDUCATION: Henderson State University (1992, Sports Management)
SPECIAL INTERESTS: Fishing
TURNED PROFESSIONAL: 1994
Q SCHOOL: 2003
JOINED TOUR: 2004
Web.com Tour Graduate (2006, 2011)

PGA TOUR VICTORIES (1):

2013 Travelers Championship.

WEB.COM TOUR VICTORIES (2):

2006 BMW Charity Pro-Am at The Cliffs. **2011** Web.com Tour Championship at Daniel Island.

INTERNATIONAL VICTORIES (2):

1999 Shell Payless Open [Can], Bayer Championship [Can].

2016-17 SEASON:

Made 13 cuts in 26 starts. For a second straight season, failed to finish inside the top 125 in the FedExCup standings and advance to the FedExCup Playoffs. Will compete in the 2017-18 season out of the Past Champion category…Finished the 2017 Web.com Tour Finals with four starts and two cuts made…Along with amateur partner Carson Daly, finished the AT&T Pebble Beach Pro-Am at 33-under, winning the pro-am portion of the event by two strokes over Kevin Streelman and NFL standout Larry Fitzgerald. Individually, finished T23, his best of the season.

PERSONAL:

As a seventh grader, was diagnosed with scoliosis. The Arkansas Children's Hospital in Little Rock, Ark., determined he had a 26 percent curvature of the spine and advised him to wear a back brace 23 hours a day. Two years later, with the curvature reaching 51 percent, he underwent surgery. Without the procedure, the pressure on his lungs and heart might have become life-threatening. Surgeons attached a 16-inch metal road to his spine to facilitate straightening. Remarkably, just months later he returned to his high school golf team—and playing in a back brace—won medalist honors at a district tournament. In 2009, the University of Arkansas for Medical Sciences established The Ken Duke Endowed Chair in Scoliosis. Funds from the chair treat spinal deformities, tumors and fractures…He credits his dad for giving him his start in golf but says legendary instructor Bob Toski changed his swing and his life. His biggest golf thrill was playing a round at Augusta National in 2009 with Toski, who was 82 at the time…An avid fisherman and country music fan…Lists Larry Bird as his hero…Was inducted into the Arkansas Golf Hall of Fame in October 2013 at Pleasant Valley CC in Little Rock…Along with former teammates, helped raise money for the Ken Duke Golf Center on the campus of Henderson State. The state-of-the-art facility, which opened in the summer of 2016, includes coaching staff offices, classrooms, TrackMan simulators and an indoor putting green…In addition to the Web.com Tour and Canadian Tour, has also played on the Asian Tour and the South American Tour.

PLAYER STATISTICS

MISCELLANEOUS PGA TOUR STATISTICS

Career PGA TOUR Low Round/Round: 63–2 times, most recent 2015 OHL Classic at Mayakoba/2
Largest Career PGA TOUR Paycheck/Finish: $1,098,000–2013 Travelers Championship/1
Career High FedExCup Rank: After 2008 Deutsche Bank Championship/18
Career High Official World Rank: After 2013 CVS Caremark Charity Classic/70

PGA TOUR CAREER SUMMARY — PLAYOFF RECORD: 1-0

Year	Events Played	Cuts Made	1st	2nd	3rd	Top 10	Top 25	FedExCup Pts/ Rank	Earnings/ Rank
1996	1	1					1		$8,900/281
1997	1								
1999	2								
2002	4	2							23,163/
2004	30	14				1	2		301,309/166
2006	2	2					1		138,231/
2007	31	24		1		5	10	93,171/45	1,927,102/37
2008	33	24		2		5	13	107,082/22	2,238,885/28
2009	29	14					2	352/127	382,826/158
2010	5	3				1	3		220,777/
2012	30	22				6	8	776/76	1,511,628/57
2013	28	15	1			2	5	930/67	1,722,583/50
2014	25	16					2	305/157	455,589/150
2015	30	16				3	5	523/117	817,675/119
2016	20	9			1	2	2	309/153	773,025/118
2017	26	13					1	98/193	225,907/190
Total	297	175	1	3	1	25	55		10,747,600

WEB.COM TOUR

Year	Events Played	Cuts Made	1st	2nd	3rd	Top 10	Top 25	Earnings/Rank
1995	22	5					1	$3,028/179
2000	2							
2002	1							
2003	26	19		1		3	6	133,167/33
2004	2	2					1	10,765/190
2005	23	10		1	1	3	5	113,102/47
2006	27	20	1	2	1	9	16	382,443/1
2010	23	11					2	36,592/118
2011	24	15	1	1	1	3	7	313,241/7
2017	4	2						5,260/227
Total	154	84	2	5	3	18	38	997,598

*** Majors and World Golf Championships are considered official on multiple tours***

PGA TOUR TOP TOURNAMENT SUMMARY

Year	97	98	99	00	01	02	03	04	05	06	07	08	09
Masters													T35
U.S. Open						CUT					T23		CUT
The Open Championship	CUT												CUT
PGA Championship											T18	T13	CUT
THE PLAYERS											T37	T54	CUT
Mexico Championship													T40
THE NORTHERN TRUST											CUT	T12	
Dell Technologies Championship											T65	T10	
BMW Championship											T52	T33	
TOUR Championship												T17	

Year	10	11	12	13	14	15	16
Masters					CUT		
U.S. Open					CUT		
The Open Championship				T64			
PGA Championship			T62	T57			
THE PLAYERS			CUT	CUT	CUT		T3
Bridgestone Invitational				T65			
HSBC Champions					T46		
THE NORTHERN TRUST			CUT	CUT		T62	
Dell Technologies Championship			CUT	CUT			
BMW Championship				T65			

Tyler Duncan

EXEMPT STATUS: 23rd on 2017 Web.com Tour priority list
FULL NAME: Tyler Reed Duncan
HEIGHT: 5-7
WEIGHT: 145
BIRTHDATE: July 13, 1989
BIRTHPLACE: Columbus, Indiana
RESIDENCE: Columbus, Indiana

FAMILY: Wife, Maria
EDUCATION: Purdue University (2012, Business Management)
SPECIAL INTERESTS: Netflix, lifting weights
TURNED PROFESSIONAL: 2012
JOINED TOUR: 2018
Web.com Tour Graduate (2017)

2016-17 SEASON:

Finished the Web.com Tour season with 20 starts, four top-10s and 13 cuts made. Was 23rd in the final priority-ranking order. Earned his PGA TOUR card for the 2017-18 season with an 11th-place finish on the 2017 Web.com Tour Finals money list (excluding the 25)…Secured his PGA TOUR card for the first time with a T5 finish at the Albertsons Boise Open…Recorded his third top-10 of the season with a T6 finish at the Ellie Mae Classic at TPC Stonebrae…Recorded his second consecutive top-three finish with a T2 finish at the BMW Charity Pro-Am with rounds of 65-64-67—196 (-18) at the rain-shortened, 54-hole event. Grabbed a share of the 36-hole lead…In only his third start of the season, posted rounds of 70-67-65-68—270 (-18) for a T3 finish at the Corales Puntacana Resort and Club Championship.

PERSONAL:

Attended Columbus North High School…Earliest golf memory was riding in a cart with grandparents with a 3-wood, 8-iron and putter…Favorite pro teams are the Indianapolis Colts, Denver Broncos and Indiana Pacers…Would like to trade places with Tiger Woods to know what it feels like to be the best in the world. Met Woods at Isleworth G&CC…Dream foursome would be Woods, his grandpa and Bobby Knight…Uncle, Andrew Johnson, won on the Web.com Tour in 2005.

PLAYER STATISTICS

MISCELLANEOUS PGA TOUR STATISTICS
Career PGA TOUR Low Round/Round: 65–2018 Safeway Open/1
Largest Career PGA TOUR Paycheck/Finish: $235,600–2018 Safeway Open/T5
Career High FedExCup Rank: After 2018 Safeway Open/5
Career High Official World Rank: After 2018 Safeway Open/375

PGA TOUR CAREER SUMMARY — PLAYOFF RECORD: 0-0

Year	Events Played	Cuts Made	1st	2nd	3rd	Top 10	Top 25	FedExCup Pts/ Rank	Earnings/ Rank
2015	1								
Total	1								

WEB.COM TOUR

Year	Events Played	Cuts Made	1st	2nd	3rd	Top 10	Top 25	Earnings/Rank
2014	5	3					1	11,042/172
2015	24	11		1	1	3	3	99,270/52
2016	21	11				1	3	53,351/86
2017	20	13		1	1	4	8	136,219/31
Total	70	38		2	2	8	15	371,675

*** Majors and World Golf Championships are considered official on multiple tours***

PGA TOUR TOP TOURNAMENT SUMMARY

Year	15
U.S. Open	CUT

Ernie Els (Els)

WORLD GOLF HALL OF FAME MEMBER (2011)
EXEMPT STATUS: Top 25 on Career Money List
FULL NAME: Theodore Ernest Els
HEIGHT: 6-3
WEIGHT: 210
BIRTHDATE: October 17, 1969
BIRTHPLACE: Johannesburg, South Africa
RESIDENCE: West Palm Beach, Florida

FAMILY: Wife, Liezl; Samantha (5/26/99), Ben (10/6/02)
SPECIAL INTERESTS: Movies, reading, sports
TURNED PROFESSIONAL: 1989
JOINED TOUR: 1994
Web.com Tour Alumnus

PGA TOUR VICTORIES (19):

1994 U.S. Open. **1995** GTE Byron Nelson Golf Classic. **1996** Buick Classic. **1997** U.S. Open, Buick Classic. **1998** Bay Hill Invitational. **1999** Nissan Open. **2000** The International Presented by Qwest. **2002** Genuity Championship, The Open Championship. **2003** Mercedes Championships, Sony Open in Hawaii. **2004** Sony Open in Hawaii, the Memorial Tournament, World Golf Championships-American Express Championship. **2008** The Honda Classic. **2010** World Golf Championships-CA Championship, Arnold Palmer Invitational presented by MasterCard. **2012** The Open Championship.

INTERNATIONAL VICTORIES (47):

1991 Amatola Classic [SAf]. **1992** Protea Assurance South Africa Open [SAf], Lexington PGA Championship [SAf], South African Masters [SAf], Hollard Royal Swazi Sun Classic [SAf], First National Bank Players' Championship [SAf], Goodyear Classic [SAf]. **1993** Dunlop Phoenix [Jpn]. **1994** Dubai Desert Classic [Eur], Toyota World Match Play Championship [Eur], Johnnie Walker World Championship [Eur], Sarazen World Open. **1995** Lexington South African PGA Championship [SAf], Toyota World Match Play [Eur], Bells Cup [SAf]. **1996** South African Open [SAf], Toyota World Match Play [Eur], Johnnie Walker Super Tour Event, World Cup [indiv]. **1997** Johnnie Walker Classic [Aus], World Cup [indiv]. **1998** South African Open [SAf]. **1999** Alfred Dunhill PGA Championship [SAf], Sun City Nedbank Challenge [SAf]. **2000** Standard Life Loch Lomond Open [Eur], Nedbank Challenge [SAf]. **2001** Vodacom Players Championship [SAf]. **2002** Heineken Classic [Eur], Dubai Desert Classic [Eur], Cisco World Match Play [Eur], Nedbank Challenge [SAf]. **2003** Heineken Classic [Eur], Johnnie Walker Classic [Eur], The Barclays Scottish Open [Eur], Omega European Masters [Eur], HSBC World Match Play Championship [Eur]. **2004** Heineken Classic [Eur], HSBC World Match Play Championship [Eur]. **2005** Dubai Desert Classic [Eur], Qatar Masters [Eur], BMW Asian Open [Eur], Alfred Dunhill Championship [Eur]. **2007** South African Airways Open [SAf], HSBC World Match Play Championship [Eur]. **2008** King Hassan II Trophy. **2010** South African Open. [SAf]. **2013** BMW International Open [Eur].

OTHER VICTORIES (6):

1996 World Cup [with Wayne Westner]. **1997** PGA Grand Slam of Golf, Dunhill Cup [with David Frost and Retief Goosen]. **1998** Dunhill Cup [with David Frost and Retief Goosen]. **2001** World Golf Championships-EMC World Cup [with Retief Goosen]. **2010** PGA Grand Slam of Golf.

2016-17 SEASON:

Made seven cuts in 20 PGA TOUR starts, including advancing to the weekend in three of the four major championships (MC/PGA Championship). Finished No. 213 in the FedExCup standings, missing the FedExCup Playoffs for the third consecutive season. Will play out of Top 25 Career Money List category for 2017-18 PGA TOUR Season…Best result of the season came with T35 at AT&T Byron Nelson.

PERSONAL:

Started playing golf at age 9…An accomplished junior tennis player, he won the Eastern Transvall Junior Championships at age 13. Turned full attention to golf at age 14 after also playing cricket, soccer and rugby…Heavily involved in junior golf of South Africa and Cancer Society of South Africa…Hosts Ernie Els Invitational in South Africa to raise money for charity. Ernie Els Foundation formed in early 1999, with the purpose of providing full support to disadvantaged children. Proceeds from the Ernie Els Invitational go to four charities and the Foundation…Established the Els for Autism Foundation in spring 2009, with son, Ben, who is autistic, the driving force behind the mission. Opened the first components of The Els Center of Excellence on August 17, 2015. The Center, based in Jupiter, Fla., serves local, national and international autism communities and aims to be a game-changing resource in the field…Was named the 2015 Payne Stewart Award recipient…In December 1998, received lifetime membership on European Tour. Other non-Europeans so honored are Bob Charles, Arnold Palmer and Gary Player…In 2002, the 2000 Engelbrecht-Els wine was released and received the highest rating yet given to a South African wine…Third Ernie Els design signature golf course near George in South Africa opened in 2004…Website is ernieels.com.

PLAYER STATISTICS

MISCELLANEOUS PGA TOUR STATISTICS
Career PGA TOUR Low Round/Round: 61–1995 GTE Byron Nelson Golf Classic/2
Largest Career PGA TOUR Paycheck/Finish: $1,405,890–2012 The Open Championship/1
Career High FedExCup Rank: After 2010 Arnold Palmer Invitational/1
Career High Official World Rank: After 1998 Kemper Open/1

PGA TOUR CAREER SUMMARY — PLAYOFF RECORD: 4-4

Year	Events Played	Cuts Made	1st	2nd	3rd	Top 10	Top 25	FedExCup Pts/ Rank	Earnings/ Rank
1990	1								
1991	1	1							$2,647/274
1992	3	2							18,420/213
1993	6	2				1	1		38,185/190
1994	11	10	1	1		4	6		684,440/19
1995	18	14	1	1	2	6	10		842,590/14
1996	18	17	1	1		6	11		906,944/14
1997	19	15	2	1		7	11		1,243,008/9
1998	15	12	1			4	8		763,783/36
1999	18	16	1	1	1	7	10		1,710,756/15
2000	20	20	1	5	2	10	15		3,469,405/3
2001	19	15		1	5	9	11		2,336,456/15
2002	18	17	2			7	14		3,291,895/5
2003	17	17	2			7	14		3,371,237/9
2004	16	15	3	2	1	10	12		5,787,225/2
2005	11	11		1	1	5	8		1,627,184/47
2006	18	18			1	8	11		2,326,220/28
2007	16	15		1	2	5	10	98,033/19	2,705,715/20
2008	16	11	1		1	5	7	108,475/13	2,537,290/20
2009	19	16		1		7	10	690/16	2,147,157/36
2010	20	17	2		2	7	13	1,438/9	4,558,861/3
2011	21	16				1	6	924/67	948,872/93
2012	22	19	1	1		5	9	510/26	3,453,118/16
2013	19	14				1	7	918/68	1,173,761/74
2014	24	18				3	7	1,467/41	1,799,569/55
2015	18	10					3	233/173	453,579/159
2016	21	12				1	2	273/163	559,024/146
2017	20	7						50/213	155,926/207
Total	445	357	19	17	18	126	216		48,913,269

WEB.COM TOUR

Year	Events Played	Cuts Made	1st	2nd	3rd	Top 10	Top 25	Earnings/Rank
1991	8	5				1	2	$6,143/123
Total	8	5				1	2	6,143

*** Majors and World Golf Championships are considered official on multiple tours***

PGA TOUR TOP TOURNAMENT SUMMARY

Year	89	90	91	92	93	94	95	96	97	98	99	00	01
Masters						T8	CUT	T12	T17	T16	T27	2	T6
U.S. Open					T7	**1**	CUT	T5	**1**	T49	CUT	T2	T66
The Open Championship	CUT			T5	T6	T24	T11	T2	T10	T29	T24	T2	T3
PGA Championship				CUT	CUT	T25	T3	T61	T53	T21	CUT	T34	T13
THE PLAYERS					CUT	T45	T68	T8	T10	T11	T17	T20	CUT
Dell Technologies Match Play											T33	T17	4
Bridgestone Invitational											5	T12	T8
Mexico Championship											T40	WD	CNL

Year	02	03	04	05	06	07	08	09	10	11	12	13	14
Masters	T5	T6	2	47	T27	CUT	CUT	CUT	T18	T47		T13	CUT
U.S. Open	T24	T5	T9	T15	T26	T51	T14	CUT	3	CUT	9	T4	T35
The Open Championship	**1**	T18	2	T34	3	T4	T7	T8	CUT	CUT	**1**	T26	CUT
PGA Championship	T34	T5	T4		T16	3	T31	T6	T18	CUT	T48	CUT	T7
THE PLAYERS	T44		T26	T17	T8	T37	T6	T45	CUT	CUT	CUT	CUT	T72
Dell Technologies Match Play	T17	T33			T33	T33	T33	T5	T17	T17	T17	T33	4
Bridgestone Invitational	T15	T17	T65	T65	T31	T22	T27	T29	T22	T37	T45	T48	T26
Mexico Championship	T23	T12	**1**	**1**	5	T11	75	T20	**1**	T15		T28	T52
HSBC Champions								2	T6	T33	T2		T11
THE NORTHERN TRUST						T4	CUT	T2	71	T32	T54	CUT	T5
Dell Technologies Championship							T3	CUT	T30	T16	T26	T20	T50
BMW Championship						T18	T17	T38	T13	T42	T28	T51	T16
TOUR Championship						T26	T6	9	T7		27		

Year	15	16	17
Masters	T22	CUT	53
U.S. Open	T54	CUT	T55
The Open Championship	T65	CUT	61
PGA Championship	T25	T66	CUT
THE PLAYERS	T66	T64	CUT
HSBC Champions	T46		

NATIONAL TEAMS: Presidents Cup (8), 1996, 1998, 2000, 2003, 2007, 2009, 2011, 2013; World Cup (5), 1992, 1993, 1996, 1997, 2001; Dunhill Cup (9), 1992, 1993, 1994, 1995, 1996, 1997, 1998, 1999, 2000.



Harris English

EXEMPT STATUS: 118th in 2016-17 FedExCup standings
FULL NAME: Harris English
HEIGHT: 6-3
WEIGHT: 185
BIRTHDATE: July 23, 1989
BIRTHPLACE: Valdosta, Georgia
RESIDENCE: Sea Island, Georgia
FAMILY: Wife, Helen

EDUCATION: University of Georgia (2011, Consumer Economics)
SPECIAL INTERESTS: Hunting, fishing, college football
TURNED PROFESSIONAL: 2011
Q SCHOOL: 2011
JOINED TOUR: 2012
Web.com Tour Alumnus

PGA TOUR VICTORIES (2):

2013 FedEx St. Jude Classic. **2014** OHL Classic at Mayakoba.

WEB.COM TOUR VICTORIES (1):

2011 Nationwide Children's Hospital Invitational.

OTHER VICTORIES (2):

2013 Franklin Templeton Shootout [with Matt Kuchar]. **2016** Franklin Templeton Shootout [with Matt Kuchar].

2016-17 SEASON:

Claimed four top-25 finishes in 26 starts through the Wyndham Championship, two of which were top-10 showings. Advanced to the FedExCup Playoffs for a sixth consecutive season…A missed cut at THE NORTHERN TRUST, the first of four FedExCup Playoffs events, resulted in an end to his season at No. 118 in the final standings…One of two past champions to finish in the top 10, the 2013 FedEx St. Jude Classic champion posted a final-round 65 to finish T10 at the 2017 FedEx St. Jude Classic…Teamed with Matt Kuchar to win December's Franklin Templeton Shootout by one stroke over Jerry Kelly and Steve Stricker. It was their second win in the event in the last four years. Sank a decisive 12-foot putt for eagle on the 17th hole to give his team the lead moments after Kelly had made birdie to put his team in front…In his second start of the season, finished T4 at the Shriners Hospitals for Children Open with four rounds of 67. Has improved in each of his four starts at the Shriners Hospitals for Children Open (60-2012, T40-2013, T16-2014, T4-2016).

PERSONAL:

Attended Baylor School (2003-07) in Chattanooga, Tenn., where he led the school to four state titles. Also won one individual state title in high school…Named to SEC academic honor roll all four years at Georgia…Biggest thrill outside golf was shooting an 11-point buck…Follows the Atlanta Falcons and is a huge UGA football fanatic…Not many people know that he is a "Jeopardy" fanatic…Bucket list includes skydiving, flying in an F16 and driving a NASCAR vehicle…He uses a 1989 quarter to mark his ball to represent the year he was born…Lists Davis Love III and Fred Couples as favorite players he followed while growing up.

PLAYER STATISTICS

MISCELLANEOUS PGA TOUR STATISTICS

Career PGA TOUR Low Round/Round: 62–3 times, most recent 2014 OHL Classic at Mayakoba/2
Largest Career PGA TOUR Paycheck/Finish: $1,080,000–2014 OHL Classic at Mayakoba/1
Career High FedExCup Rank: After 2014 AT&T Pebble Beach National Pro-Am/2
Career High Official World Rank: After 2014 Shell Houston Open/36

PGA TOUR CAREER SUMMARY — PLAYOFF RECORD: 0-1

Year	Events Played	Cuts Made	1st	2nd	3rd	Top 10	Top 25	FedExCup Pts/ Rank	Earnings/ Rank
2012	27	22				3	10	762/79	$1,186,003/79
2013	26	21	1			4	8	1,442/31	2,201,167/27
2014	28	20	1			7	10	1,662/32	2,947,322/23
2015	29	24		1	1	3	10	360/28	1,971,687/46
2016	27	22		1	1	3	6	1,270/47	2,014,283/46
2017	27	15				2	4	397/118	864,959/115
Total	164	124	2	2	2	22	48		11,185,421

WEB.COM TOUR

Year	Events Played	Cuts Made	1st	2nd	3rd	Top 10	Top 25	Earnings/Rank
2010A	1	1						
2011A	2	2	1			1	2	
2011	5	3		1	1	2	2	$90,488/65
Total	8	6	1	1	1	3	4	90,488

*** Majors and World Golf Championships are considered official on multiple tours***

PGA TOUR TOP TOURNAMENT SUMMARY

Year	12	13	14	15	16	17
Masters			CUT		T42	
U.S. Open			T48		T37	T46
The Open Championship	T54	T15	CUT	T68	T46	
PGA Championship		T61	CUT	T48	T60	
THE PLAYERS	T64	T33	CUT	CUT	CUT	CUT
Dell Technologies Match Play			T9	T17		
Bridgestone Invitational		T14	T31		T27	
Mexico Championship			T16		10	
HSBC Champions					T23	
THE NORTHERN TRUST	T24	CUT	CUT	T30	T60	CUT
Dell Technologies Championship	T69	T27	CUT	T12	T41	
BMW Championship		50	T31	T19	T47	
TOUR Championship				T22		

NATIONAL TEAMS: Walker Cup (1), 2011

Bob Estes (ES-tis)

EXEMPT STATUS: Major Medical Extension
FULL NAME: Bob Alan Estes
HEIGHT: 6-2
WEIGHT: 180
BIRTHDATE: February 2, 1966
BIRTHPLACE: Graham, Texas
RESIDENCE: Austin, Texas

EDUCATION: University of Texas
SPECIAL INTERESTS: Music, hunting, physical fitness
TURNED PROFESSIONAL: 1988
Q SCHOOL: 1988, 2011
JOINED TOUR: 1989

PGA TOUR VICTORIES (4):

1994 Texas Open. **2001** FedEx St. Jude Classic, Invensys Classic at Las Vegas. **2002** Kemper Insurance Open.

2017-17 SEASON:

Made just three cuts in 15 starts on the PGA TOUR, with a T27 at the Valero Texas Open his best outing. Will enter the 2017-18 season on a Major Medical Extension with eight available events to earn 300 FedExCup points or $479,415 to remain exempt for the remainder of the season. Injury dates back to 2013-14 season that limited him to just two starts that year. Made his PGA TOUR Champions debut in late March. Went on to record two top-10 finishes in eight starts on that Tour…Posted rounds of 66-65-69 in Calgary en route to a T10 at the Shaw Charity Classic…Earned his first top-10 on PGA TOUR Champions in his second start. Finished T5 at the Senior PGA Championship at Trump National…Finished T23 in his PGA TOUR Champions debut at the Tucson Conquistadores Classic which included a final-round 6-under-par 67…Finished T46 at the OHL Classic at Mayakoba.

PERSONAL:

Has been a season-ticket holder for University of Texas football since 1989…First played golf at age 4 and set sights on playing the PGA TOUR at age 12…Once worked for Charles Coody in the bag room of Fairway Oaks Golf and Racquet Club…Serves as host for the annual Fellowship of Christian Athletes Tom Landry Memorial Golf Tournament in Austin, Texas…Works with personal trainer, former world-class pole vaulter Scott Hennig. Follows a strict routine that includes weightlifting, agility exercises, diet and short-distance sprints…Played basketball in high school…Favorite college team is the Texas Longhorns, and he follows the Dallas Cowboys and San Antonio Spurs…Supports Fellowship of Christian Athletes and The First Tee.

PLAYER STATISTICS

MISCELLANEOUS PGA TOUR STATISTICS

Career PGA TOUR Low Round/Round: 61–2 times, most recent 2001 FedEx St. Jude Classic/1
Largest Career PGA TOUR Paycheck/Finish: $810,000–2001 Invensys Classic at Las Vegas/1
Career High FedExCup Rank: After 2009 AT&T Pebble Beach National Pro-Am/28
Career High Official World Rank: After 2002 Buick Open/13

PGA TOUR CAREER SUMMARY — PLAYOFF RECORD: 0-4

Year	Events Played	Cuts Made	1st	2nd	3rd	Top 10	Top 25	FedExCup Pts/ Rank	Earnings/ Rank
1988	5	4							$5,968/237
1989	27	14		1		2	5		135,628/102
1990	28	18				4	9		212,090/69
1991	32	19				1	7		147,364/105
1992	28	18			1	2	4		190,778/80
1993	28	23		1	1	5	12		447,187/32
1994	27	23	1	1	1	8	17		765,360/14
1995	24	21				5	12		433,992/41
1996	26	7			1	1	2		123,100/149
1997	19	15			1	3	8		340,057/69
1998	29	23		1	1	7	14		987,930/28
1999	28	27				9	15		1,357,618/26
2000	21	12				3	7		538,706/88
2001	26	20	2	1	1	8	12		2,795,477/9
2002	26	20	1			8	14		1,934,600/26
2003	25	22		1	1	6	10		1,824,414/33
2004	23	14		1		1	7		1,046,064/74
2005	25	22				1	7		891,477/92
2006	25	17		2		2	6		1,340,244/67
2007	28	16				3	6	87,579/109	878,051/117
2008	28	17				2	6	92,870/138	829,395/127
2009	23	19				2	8	824/70	1,079,929/86
2010	26	14				2	4	432/116	701,158/132
2011	12	5		1		1	1	258/150	594,104/135
2012	23	16				2	7	1,058/58	1,009,769/99
2013	18	15				2	4	688/83	769,717/106
2014	2	1				1	1	73/205	156,000/191
2016	1								
2017	15	3						41/215	76,930/216
Total	648	445	4	10	8	91	205		21,613,109

WEB.COM TOUR

Year	Events Played	Cuts Made	1st	2nd	3rd	Top 10	Top 25	Earnings/Rank
1997	3	2				1	2	$8,674/131
2011	1							
2015	1							
Total	5	2				1	2	8,674

*** Majors and World Golf Championships are considered official on multiple tours***

PGA TOUR TOP TOURNAMENT SUMMARY

Year	89	90	91	92	93	94	95	96	97	98	99	00	01
Masters						CUT	T29	T27			T4	T19	
U.S. Open			CUT	T44	T52		CUT				T30	CUT	T30
The Open Championship		CUT				T24	T8	CUT		T24	T49	T20	T25
PGA Championship		CUT		T76	T6	T47	T6	CUT		T34	T6	CUT	T37
THE PLAYERS		T70	CUT	T70	T20	T35	T34	CUT		T42	T62	CUT	CUT

Year	02	03	04	05	06	07	08	09	10	11	12	13
Masters	45	22	T31									
U.S. Open	CUT	CUT	CUT	T11	CUT	T58			CUT		T46	
The Open Championship	T18	T34	T20							CUT	T45	
PGA Championship	CUT	T57	CUT	T28	CUT			T76				
THE PLAYERS	T44	31	CUT	T17	CUT	CUT	CUT	T76	T26		T15	
Dell Technologies Match Play	T5	T33	T17									
Bridgestone Invitational	T19	T46										
THE NORTHERN TRUST						T65		T46	CUT		T10	T58
Dell Technologies Championship						CUT		T49			T42	T47
BMW Championship								WD			T37	

Matt Every

EXEMPT STATUS: Winner, 2015 Arnold Palmer Invitational (through 2017-18)
FULL NAME: Matthew Every
HEIGHT: 5-11
WEIGHT: 190
BIRTHDATE: December 4, 1983
BIRTHPLACE: Daytona Beach, Florida
RESIDENCE: Jacksonville Beach, Florida

FAMILY: Liam (7/14/12), Quinn (11/24/14)
EDUCATION: University of Florida (2006, Business)
SPECIAL INTERESTS: Ping-pong, University of Florida sports
TURNED PROFESSIONAL: 2006
JOINED TOUR: 2010
Web.com Tour Graduate (2009, 2011)

PGA TOUR VICTORIES (2):

2014 Arnold Palmer Invitational presented by MasterCard.
2015 Arnold Palmer Invitational presented by MasterCard.

WEB.COM TOUR VICTORIES (1):

2009 Web.com Tour Championship at Daniel Island.

2016-17 SEASON:

Made eight cuts in 30 starts on the PGA TOUR…Best finish of the season came in his last start, a 13th-place showing at the Wyndham Championship. Took the first-round lead after a career-low, 9-under 61. Followed with rounds of 72-68-66, one stroke shy of a top-10 finish.

PERSONAL:

Favorite band is Oasis. Says his dream foursome would include Oasis band members Liam Gallagher and Noel Gallagher and "some sort of counselor so we could get the best band in the world back together."…Lists earning back his PGA TOUR playing privileges as his biggest achievement.

PLAYER STATISTICS

MISCELLANEOUS PGA TOUR STATISTICS
Career PGA TOUR Low Round/Round: 61–2017 Wyndham Championship/1
Largest Career PGA TOUR Paycheck/Finish: $1,134,000–2015 Arnold Palmer Invitational presented by MasterCard/1
Career High FedExCup Rank: After 2014 Arnold Palmer Invitational presented by MasterCard/7
Career High Official World Rank: After 2015 RBC Heritage/40

PGA TOUR CAREER SUMMARY — PLAYOFF RECORD: 0-0

Year	Events Played	Cuts Made	1st	2nd	3rd	Top 10	Top 25	FedExCup Pts/ Rank	Earnings/ Rank
2005A	1	1							
2006	3	1							$8,505/
2007	2	1							12,420/
2010	18	12				1	3	322/140	456,847/160
2011	5	3					1	98/999	105,122/
2012	25	15		2	1	6	8	979/67	1,972,166/40
2013	28	17				4	4	1,097/58	1,188,867/73
2014	26	17	1		1	6	9	1,354/45	2,540,370/33
2015	26	13	1			1	2	727/89	1,521,816/68
2016	17	5					1	112/200	158,453/198
2017	30	8					2	175/168	351,412/170
Total	181	93	2	2	2	18	30		8,315,978

WEB.COM TOUR

Year	Events Played	Cuts Made	1st	2nd	3rd	Top 10	Top 25	Earnings/Rank
2006	2	1						$1,600/291
2007	3	1						3,000/277
2008	26	12		1		4	8	178,239/34
2009	26	16	1			4	7	300,936/10
2010	1							
2011	20	17		1	1	4	11	229,066/18
Total	78	47	1	2	1	12	26	712,842

*** Majors and World Golf Championships are considered official on multiple tours***

PGA TOUR TOP TOURNAMENT SUMMARY

Year	05	06	07	08	09	10	11	12	13	14	15	16	17
Masters										CUT	CUT		
U.S. Open	T28									CUT	WD		
The Open Championship										71	CUT		
PGA Championship								71	CUT	CUT	CUT		
THE PLAYERS								CUT	T26	CUT	T42	CUT	CUT
Dell Technologies Match Play											T52		
Bridgestone Invitational										T47	74		
HSBC Champions											T56		
THE NORTHERN TRUST								WD	T9	CUT	CUT		
Dell Technologies Championship								T35	T62	80	CUT		
BMW Championship								T51	T39	T50			

NATIONAL TEAMS: Walker Cup (1), 2005; Palmer Cup (1), 2005.

Derek Fathauer

EXEMPT STATUS: 116th in 2016-17 FedExCup points
FULL NAME: Derek Jay Fathauer
HEIGHT: 6-1
WEIGHT: 185
BIRTHDATE: January 20, 1986
BIRTHPLACE: Stuart, Florida
RESIDENCE: Jupiter, Florida
FAMILY: Single

EDUCATION: University of Louisville (2008, Sports Administration)
SPECIAL INTERESTS: Weightlifting, juggling
TURNED PROFESSIONAL: 2009
Q SCHOOL: 2008
JOINED TOUR: 2009
Web.com Tour Graduate (2014, 2015)

BEST PGA TOUR CAREER FINISH:
T3—2017 CIMB Classic.

WEB.COM TOUR VICTORIES (1):
2014 Web.com Tour Championship.

2016-17 SEASON:
Among a pair of top-10 finishes was a top-five showing at the CIMB Classic in Malaysia in November 2016. For the second straight season, advanced to the FedExCup Playoffs…Following a missed cut at THE NORTHERN TRUST, the first of four FedExCup Playoffs events, ended his season at No. 116 in the final FedExCup standings…Finished T6 at the Barracuda Championship, four points shy of the 44 points needed to join the three-man playoff, eventually won by Chris Stroud. Earned 10 of his points with eagles on the par-5 13th hole in the third round and the par-4 14th hole in the final round. After a T66 finish in his debut at the Barracuda Championship in 2009, posted back-to-back top-10 finishes (T7 in 2015 and T6 in 2017). Represented his second top-10 finish of the season, a career-high…Held a share of the first-round lead at the CIMB Classic in Malaysia with an 8-under 64. Closed with a 67 to finish T3.

PERSONAL:
Attended Martin County (Fla.) High School…Twin brother Daryl frequently caddies for him…Likes to carry five tees in his pocket…Favorite teams are Louisville Cardinals, Miami Dolphins and Boston Celtics…Would like to trade places for a day with his twin brother, Daryl…Dream foursome would include Ed Bassmaster, Peter Kessler and Jack Hamm…Motto is "Second is last."

PLAYER STATISTICS

MISCELLANEOUS PGA TOUR STATISTICS
Career PGA TOUR Low Round/Round: 64–3 times, most recent 2017 AT&T Pebble Beach Pro-Am/2
Largest Career PGA TOUR Paycheck/Finish: $406,000–2017 CIMB Classic/T3
Career High FedExCup Rank: After 2017 CIMB Classic/5
Career High Official World Rank: After 2015 Frys.com Open/152

PGA TOUR CAREER SUMMARY — PLAYOFF RECORD: 0-0

Year	Events Played	Cuts Made	1st	2nd	3rd	Top 10	Top 25	FedExCup Pts/ Rank	Earnings/ Rank
2007A	1								
2008A	1	1							
2009	25	8					1	83/201	$125,305/203
2014	1	1							13,320/
2015	27	13				1	3	263/169	482,023/158
2016	30	19				1	5	633/100	898,430/115
2017	27	14			1	2	5	408/116	898,491/108
Total	112	56			1	4	14		2,417,569

WEB.COM TOUR

Year	Events Played	Cuts Made	1st	2nd	3rd	Top 10	Top 25	Earnings/Rank
2009	4	1						$3,885/237
2012	26	15				2	6	81,508/68
2013	20	8					2	36,269/109
2014	23	19	1	1	1	8	15	218,052/13
2015	4	2				2	2	52,000/100
Total	77	45	1	1	1	12	25	641,847

*** Majors and World Golf Championships are considered official on multiple tours***

PGA TOUR TOP TOURNAMENT SUMMARY

Year	08	09	10	11	12	13	14	15	16	17
U.S. Open	T69								T23	
THE PLAYERS								T17		CUT
THE NORTHERN TRUST									T31	CUT
Dell Technologies Championship									CUT	

Tony Finau (FEE-now)

EXEMPT STATUS: 2015-16 tournament winner (through 2017-18)
FULL NAME: Milton Pouha Finau
HEIGHT: 6-4
WEIGHT: 200
BIRTHDATE: September 14, 1989
BIRTHPLACE: Salt Lake City, Utah
RESIDENCE: Lehi, Utah
FAMILY: Wife, Alayna; Jraice (11/28/11), Leilene Aiaga (10/21/12), Tony (3/28/15), Sage (5/3/16)
SPECIAL INTERESTS: Fire knife dancing, playing guitar, watching movies
TURNED PROFESSIONAL: 2007
Q SCHOOL: 2013
JOINED TOUR: 2014-15
Web.com Tour Graduate (2014)

PGA TOUR VICTORIES (1):

2016 Puerto Rico Open at Coco Beach.

WEB.COM TOUR VICTORIES (1):

2014 Stonebrae Classic.

2016-17 SEASON:

Collected six top-10 finishes in 25 starts through the Wyndham Championship, resulting in a third consecutive berth in the FedExCup Playoffs. Finished T7 in the last two Playoffs events, the BMW Championship and TOUR Championship, before ending his season at No. 19 in the FedExCup standings…In his first start at the TOUR Championship, posted rounds of 68-71-68-66--273 (-7) to finish T7 with Jon Rahm and Jordan Spieth…Opened the BMW Championship with a bogey-free, 6-under 65 on his 28th birthday. Chipped in from 17' 10" on the final hole for a 7-under 64, moving from No. 39 to No. 24 to secure his first trip to the 30-player TOUR Championship…Ranked third in driving distance (321.1 yards) for the week at the RBC Canadian Open while finishing T5 at 18-under…Played the final 59 holes at The Greenbrier Classic with just one blemish, a double-bogey on the par-3 eighth hole en route to a final-round 2-under 68. His T7 finish came in his second start at the event (T13-2015). The top-10 was his fifth of the season, equaling his career-high total from his rookie season in 2015…Offset a 2-over 74 in round three of the Valero Texas Open with scores of 71-65-69 in rounds one, two and four, respectively, to finish T3 with Kevin Tway at 9-under 279. Made four birdies in a five-hole stretch on the back nine of his final round (Nos. 12-14 and No. 16) before a bogey at the 18th. His second round was highlighted by six birdies and an eagle-2 at the 11th hole en route to a 7-under 65, the low score for the week at TPC San Antonio…Fired the best final round of the Valspar Championship, a 7-under 64 to finish solo-fifth for his third top-10 showing of the season. En route to doing so, hit a perfect 13 for 13 fairways in regulation Sunday. Led the field in Strokes Gained: Tee-To-Green (13.590), Strokes Gained: Off The Tee (5.074) and Ball Striking…At the Farmers Insurance Open, opened with a 1-over 73 to sit at T96. Ensuing rounds of 68-67-71, good for a 9-under 279, resulted in a T4 finish with four others. At one point Sunday, was tied for the lead, before two bogeys on his inward nine led to the T4 finish. The showing at Torrey Pines marked his best since his playoff victory at the 2016 Puerto Rico Open…One of 11 players making their first-ever appearance at the SBS Tournament of Champions, finished T9 and eight strokes behind champion Justin Thomas. It marked his first top-10 finish since winning the 2016 Puerto Rico Open. Tied with William McGirt for best performance by a first-timer.

PERSONAL:

Finished second on Golf Channel's "Big Break Disney"…Has four brothers and two sisters…Played center on the basketball team and helped team reach the state tournament his junior and senior seasons. Averaged 11 rebounds per game as a senior. Chose to not pursue basketball and concentrated on golf instead…Sister, Kaylene, played on the College of Southern Idaho National Junior College Athletic Association volleyball championship team in 2006…Brother, Gipper, is the youngest player to make a Web.com Tour cut, doing so at age 16 years, 20 days in Utah in 2006 (T58)…His cousin is the Milwaukee Bucks' Jabari Parker…Attended West High, the same high school as 1926 U.S. Amateur champion and five-time PGA TOUR winner George Von Elm…Favorite teams are the Los Angeles Lakers, the Dallas Cowboys, the Utah Utes and the USC Trojans…Would like to trade places with his son for a day "to see how he views me."…Dream foursome would be Lee Trevino, Steve Stricker and "my brother."…Established his own foundation (tonyfinaufoundation.org)…If not a professional golfer, he would be a chef…Turned professional out of high school at age 17.

PLAYER STATISTICS

MISCELLANEOUS PGA TOUR STATISTICS

Career PGA TOUR Low Round/Round: 64–2 times, most recent 2015 BMW Championship/2
Largest Career PGA TOUR Paycheck/Finish: $669,600–2018 Safeway Open/2
Career High FedExCup Rank: After 2018 Safeway Open/2
Career High Official World Rank: After 2018 Safeway Open/4

PGA TOUR CAREER SUMMARY — PLAYOFF RECORD: 1-0

Year	Events Played	Cuts Made	1st	2nd	3rd	Top 10	Top 25	FedExCup Pts/ Rank	Earnings/ Rank
2007	1	1							$7,960/
2008	1								
2011	1								
2015	31	22				5	16	1,293/43	2,095,186/40
2016	28	19	1			2	10	1,314/45	1,814,790/53
2017	29	24			1	8	12	510/19	2,838,629/33
Total	91	66	1		1	15	38		6,756,564

WEB.COM TOUR

Year	Events Played	Cuts Made	1st	2nd	3rd	Top 10	Top 25	Earnings/Rank
2006A	1							
2007	1							
2010	1							
2011	1	1						$1,955/267
2012	1	1						1,650/273
2014	23	19	1			5	14	254,315/8
Total	28	21	1			5	14	323,362

*** Majors and World Golf Championships are considered official on multiple tours***

PGA TOUR TOP TOURNAMENT SUMMARY

Year	15	16	17
U.S. Open	T14	CUT	
The Open Championship		T18	T27
PGA Championship	T10	CUT	T44
THE PLAYERS		CUT	CUT
THE NORTHERN TRUST	T16	12	T54
Dell Technologies Championship	CUT	T24	T65
BMW Championship	T47	T66	T7
TOUR Championship			T7



Ross Fisher

EXEMPT STATUS: Top 125 Non-Member
FULL NAME: Ross Fisher
HEIGHT: 6-3
WEIGHT: 168
BIRTHDATE: November 22, 1980
BIRTHPLACE: Ascot, England
RESIDENCE: Cheam, Surrey, England
FAMILY: Wife, Joanne; Eve Rose (7/25/09), Harry George (4/22/11)
SPECIAL INTERESTS: Cars, movies, computer games
TURNED PROFESSIONAL: 2004
JOINED TOUR: 2009

BEST PGA TOUR CAREER FINISH:

T3–2016 World Golf Championships-HSBC Champions, 2017 World Golf Championships-Mexico Championship.

INTERNATIONAL VICTORIES (5):

2007 KLM Open [Eur], **2008** European Open [Eur], **2009** Volvo World Match Play Championship [Eur], **2010** Irish Open [Eur], **2014** Tshwane Open [Eur]

2016-17 SEASON:

Made seven cuts in 10 starts on the PGA TOUR, posting three top-10 finishes, all three coming in World Golf Championships events. Took up Special Temporary Membership on the PGA TOUR in May. Finished fourth in FedExCup points for non-members and will play out of the Top 125 Non-Member category in 2017-18. For the second consecutive event on the European Tour, finished runner-up to Tyrrell Hatton. Finished one stroke behind Hatton at the Italian Open…Finished T7 at the HNA Open de France in July, which was won by fellow Englishman Tommy Fleetwood…Finished T9 at the BMW PGA Championship in May…Highlighted by a third-round 64, finished T6 at the Volvo China Open…Finished one stroke out of the Bernd Wiesberger-Tommy Fleetwood playoff at the Shenzhen International on the European Tour. Finished T3…Advanced out of Group Play at World Golf Championships-Dell Technologies Match Play after winning sudden-death playoff over Louis Oosthuizen with a birdie-3 at the second extra hole. Went on to defeat Bubba Watson (4 and 3) in the round of 16 before losing to Japan's Hideto Tanihara (4 and 2) in the quarterfinal to finish T5…Was one of six first-round leaders at the World Golf Championships-Mexico Championship. Fired a final-round 65, which included nine birdies to finish T3 at 12-under 272. The T3 marked his sixth top-10 in 63 career starts on the PGA TOUR. Entered the week at No. 72 in the Official World Golf Ranking and advanced to No. 55. Put a new putter in the bag and it paid off on Sunday with 25 putts in the final round, his best of the week with more than 120 feet of putts holed…A year after finishing T3 at the WGC–HSBC Champions, returned to Shanghai where he posted four rounds in the 60s for a second straight time. At 14-under 274, tied for sixth with Rickie Fowler and Francesco Molinari.

PERSONAL:

Learned golf at Wentworth Club after being introduced to the game by his stepfather at age 3…Excelled in other sports growing up including football, basketball, tennis and cricket…Favorite golf memory was watching Tiger Woods win the 1997 Masters…If he weren't a golfer, he would be testing fast cars. Loves motorsport and collects cars…Favorite quote is '"Dream as if you will live forever. Live as if you will die tomorrow'."…Escapes the cold England winter at their home in Lake Nona, Florida.

PLAYER STATISTICS

MISCELLANEOUS PGA TOUR STATISTICS

Career PGA TOUR Low Round/Round: 64–2013 Wyndham Championship/1
Largest Career PGA TOUR Paycheck/Finish:$497,000–2017 World Golf Championships–Mexico Championship/T3
Career High FedExCup Rank: After 2013 Farmers Insurance Open/73
Career High Official World Rank: After 2009 Viking Classic/17

PGA TOUR CAREER SUMMARY — PLAYOFF RECORD: 0-0

Year	Events Played	Cuts Made	1st	2nd	3rd	Top 10	Top 25	FedExCup Pts/ Rank	Earnings/ Rank
2007	1								
2008	6	3							$33,267/
2009	10	8				2	4		544,547/
2010	10	6							66,582/
2011	8	5					2		163,385/
2012	2	2							45,740/
2013	15	7				1	2	215/161	311,168/161
2014	2								
2015	3	2					1		23,331/
2016	4	3			1	1	1		30,143/
2017	10	7			1	3	4		167,750/
Total	71	43			2	7	14		$1,385,912

*** Majors and World Golf Championships are considered official on multiple tours***

PGA TOUR TOP TOURNAMENT SUMMARY

Year	07	08	09	10	11	12	13	14	15	16	17
Masters			T30	CUT	T15	T47					T41
U.S. Open		CUT	5	CUT							CUT
The Open Championship	CUT	T39	T13	T37	CUT	T45		CUT	T68	CUT	T44
PGA Championship		CUT	T19	CUT	T45			CUT	CUT	T42	CUT
THE PLAYERS			CUT	CUT	CUT						CUT
Dell Technologies Match Play			4	T33	T17						T5
Bridgestone Invitational		T56	43	T46							T44
Mexico Championship		T34	T46	T45	T61				T23	T42	T3
HSBC Champions			T28	T16						T3	T6

NATIONAL TEAMS: Ryder Cup (1) 2010; World Cup (2) 2008, 2009; Seve Trophy (2) 2009, 2011; Eurasia Cup (1) 2016.



Tommy Fleetwood

EXEMPT STATUS: Top 125 Non-Member
FULL NAME: Tommy Fleetwood
HEIGHT: 5-11
WEIGHT: 168
BIRTHDATE: January 19, 1991
BIRTHPLACE: Southport, England

RESIDENCE: Southport, England
FAMILY: Wife, Clare; Franklin (9/28/17)
TURNED PROFESSIONAL: 2010

BEST PGA TOUR CAREER FINISH:
2–2017 World Golf Championships-Mexico Championship.

INTERNATIONAL VICTORIES (5):
2011 Formby Hall Classic [PGA EuroPro], **2011** Kazakhstan Open [EurChall], **2013** Johnnie Walker Championship at Gleneagles [Eur], **2017** Abu Dhabi HSBC Championship [Eur], **2017** HNA Open de France [Eur].

OTHER VICTORIES: (1):
2013 Farmfoods British Par-3 Championship

2016-17 SEASON:
Made eight cuts in 10 starts on the PGA TOUR, with three top-10 finishes. After a runner-up result to Dustin Johnson in his first start of the 2016-17 season at the World Golf Championships-Mexico Championship, followed up with T10 at Arnold Palmer Invitational presented by Mastercard to secure enough FedExCup points to be eligible for Special Temporary Membership. T4 finish at Erin Hills in U.S. Open was PGA TOUR highlight of the season, along with two European Tour victories in Abu Dhabi and France. Will play out of the Top 125 Non-Member category for the 2017-18 PGA TOUR Season…Won the 2017 HNA Open de France, the second Rolex Series event. Arrived at Le Golf National riding some recent good form but with a poor record on the course, host of the 2018 Ryder Cup. Had never made the cut or even broken par in Paris. Produced a closing bogey-free 66 that gave him a 12-under total and a one-shot victory over Peter Uihlein…Finished T4 at the U.S. Open in his 19th career PGA TOUR start, earning a spot in the 2018 Masters and a return trip to the 2018 U.S. Open at Shinnecock Hills. One of four co-leaders through 36 holes (Brooks Koepka, Hideki Matsuyama, Brian Harman). Advanced to the weekend for the second time in eight major championship appearances. Before T4 finish at Erin Hills, his T27 at the 2015 U.S. Open was the only time he'd advanced to the weekend at any major championship…Comprehensively secured the required four FedExCup points at the Arnold Palmer Invitational with a T10 finish. After opening with a 6-over 78 in the first round, posted rounds of 66-70-68 to be eligible for Special Temporary Membership on the PGA TOUR, going from 315 to 388 points. Accepted Special Temporary Membership making him eligible for unlimited sponsor exemptions for the remainder of the 2016-17…Posted a final-round 5-under 66, including a final-hole birdie, to snatch solo-second at 13-under 271 at the World Golf Championships-Mexico Championship, his 13th start on the PGA TOUR. His 9-under total over the back nine for the week included just one bogey, coming at the par-3 13th hole in the opening round. Earned largest check ever ($1,045,000) and 315 non-member FedExCup points leaving him four points short of seeking Special Temporary Membership of the PGA TOUR…Making his second start of the season, celebrated his 26th birthday with an opening-round 5-under 67, adding rounds of 67-70-67 to win the Abu Dhabi HSBC Championship by one stroke over Dustin Johnson and Pablo Larrazabal. It marked his first win on Tour since the 2013 Johnnie Walker Championship at Gleneagles. Entered the final round trailing 54-hole leader Tyrrell Hatton by one stroke, closing with a 67 (including a 31 on his final nine holes) at a windy Abu Dhabi Golf Club for the come-from-behind win. Final round was highlighted by a chip-in for eagle on the 10th hole. The victory was a continuation of his fine form of late, including 10 top-20 finishes in his last 14 starts and 42 of his last 43 rounds at par or better.

PERSONAL:
When he was a child, he and his father, Pete, used to sneak on to Royal Birkdale. Would later make his first cut in an Open Championship at Royal Birkdale in 2017…His wife Clare is also his manager. Along with Clare's two children, the couple have a baby boy, born in October 2017.

PLAYER STATISTICS

MISCELLANEOUS PGA TOUR STATISTICS
Career PGA TOUR Low Round/Round: 66–4 times, most recent 2017 The Open Championship/3
Largest Career PGA TOUR Paycheck/Finish: $1,045,000–2017 WGC–Mexico Championship/2
Career High FedExCup Rank: After 2017 Arnold Palmer Invitational presented by Mastercard/156
Career High Official World Rank: After 2017 PGA Championship/14

PGA TOUR CAREER SUMMARY — PLAYOFF RECORD: 0-0

Year	Events Played	Cuts Made	1st	2nd	3rd	Top 10	Top 25	FedExCup Pts/ Rank	Earnings/ Rank
2014	3	1					1		
2015	7	4				1	2		$64,126/
2016	2	1							
2017	10	8		1		3	3		912,392/
Total	22	14		1		4	6		976,518

*** Majors and World Golf Championships are considered official on multiple tours***

PGA TOUR TOP TOURNAMENT SUMMARY

Year	14	15	16	17
Masters				CUT
U.S. Open		T27		4
The Open Championship	CUT	CUT	CUT	T27
PGA Championship	CUT	CUT		T61
THE PLAYERS				T41
Dell Technologies Match Play		T5		T39
Bridgestone Invitational				T28
Mexico Championship		T71		2
HSBC Champions	T18	T24	T30	

NATIONAL TEAMS: Seve Trophy (1) 2013; Walker Cup (1) 2009

Martin Flores

EXEMPT STATUS: 103rd in 2016-17 FedExCup points
FULL NAME: Martin Thomas Flores
HEIGHT: 6-0
WEIGHT: 180
BIRTHDATE: February 17, 1982
BIRTHPLACE: Fort Worth, Texas
RESIDENCE: Dallas, Texas

FAMILY: Wife, Candice; Jaymes Elizabeth (2/18/17)
EDUCATION: University of Oklahoma (2004, Marketing)
SPECIAL INTERESTS: All sports, fishing, working out, spending time with family and friends
TURNED PROFESSIONAL: 2005
JOINED TOUR: 2010
Web.com Tour Graduate (2011, 2016)

BEST PGA TOUR CAREER FINISH:
3—2014 Wells Fargo Championship.

WEB.COM TOUR VICTORIES (1):
2016 Lincoln Land Charity Championship.

2016-17 SEASON:
Collected seven top-25 finishes in 26 starts through the Wyndham Championship, highlighted by a T7 in Greensboro, the last event before the FedExCup Playoffs. Advanced to the Playoffs for a fourth time and first since 2014…With a T34 showing in THE NORTHERN TRUST, ended his season ranked 103rd in the FedExCup standings…Equaled his best score (final round in 2013) in 18 rounds at the Wyndham Championship with a final-round 7-under 63 to finish T7, seven strokes behind champion Henrik Stenson. By doing so, advanced to the FedExCup Playoffs for the fourth time in his career, jumping from No. 139 to No. 118. Marked the third made cut in six Wyndham Championship starts, with a T16 in 2013 his previous-best finish…In his sixth start at the Puerto Rico Open, closed with a bogey-free 6-under 66 at Coco Beach Golf & Country Club to claim a share of 10th place with six others. The top-10 finish marked his third straight top-20 showing in the event.

PERSONAL:
Enjoys fishing and working out…To mark his ball, he uses a coin that his father gave him that was originally his grandfather's…Doesn't believe in superstitions or lucky charms…Is involved with the Leukemia Lymphoma Society because his uncle died of lymphoma, Is also involved with the St. Vincent De Paul society through his church.

PLAYER STATISTICS

MISCELLANEOUS PGA TOUR STATISTICS
Career PGA TOUR Low Round/Round: 63–3 times, most recent 2017 Wyndham Championship/4
Largest Career PGA TOUR Paycheck/Finish: $469,200–2014 Wells Fargo Championship/3
Career High FedExCup Rank: After 2012 Waste Management Phoenix Open/42
Career High Official World Rank: After 2014 the Memorial Tournament presented by Nationwide Insurance/141

PGA TOUR CAREER SUMMARY — PLAYOFF RECORD: 0-0

Year	Events Played	Cuts Made	1st	2nd	3rd	Top 10	Top 25	FedExCup Pts/ Rank	Earnings/ Rank
2006	1								
2010	26	11				1	4	137/186	$318,673/175
2011	2								
2012	30	18				2	8	562/100	1,035,569/96
2013	25	16				2	5	630/87	805,597/103
2014	26	17			1	1	7	534/112	1,035,447/95
2015	30	18					3	345/156	449,274/160
2016	2	2					1		101,576/
2017	27	18				2	7	461/103	830,057/119
Total	169	100			1	8	35		4,576,193

WEB.COM TOUR

Year	Events Played	Cuts Made	1st	2nd	3rd	Top 10	Top 25	Earnings/Rank
2005	1							
2007	1							
2009	9	4					2	$21,950/156
2010	2	1					1	10,200/178
2011	25	16		1		4	10	182,612/24
2015	4	3					2	23,188/163
2016	21	15	1		3	7	9	281,403/5
Total	63	39	1	1	3	11	24	584,264

*** Majors and World Golf Championships are considered official on multiple tours***

PGA TOUR TOP TOURNAMENT SUMMARY

Year	12	13	14	15	16	17
U.S. Open	CUT					
THE PLAYERS		CUT	T48	T38		
THE NORTHERN TRUST	CUT	T54	79			T34
Dell Technologies Championship	T69	CUT				



Rickie Fowler

EXEMPT STATUS: Winner, 2015 PLAYERS Championship (through 2020-21)
FULL NAME: Rick Yutaka Fowler
HEIGHT: 5-9
WEIGHT: 150
BIRTHDATE: December 13, 1988
BIRTHPLACE: Murrieta, California
RESIDENCE: Jupiter, Florida

FAMILY: Single
EDUCATION: Oklahoma State University
SPECIAL INTERESTS: Fishing, motocross
TURNED PROFESSIONAL: 2009
Q SCHOOL: 2009
JOINED TOUR: 2010

PGA TOUR VICTORIES (4):

2012 Wells Fargo Championship. **2015** THE PLAYERS Championship, Deutsche Bank Championship. **2017** The Honda Classic.

INTERNATIONAL VICTORIES (3):

2011 Kolon Korea Open [OneAsia]. **2015** Aberdeen Asset Management Scottish Open [Eur]. **2016** Abu Dhabi HSBC Golf Championsh [Eur].

2016-17 SEASON:

Made the cut in 18 of 21 starts, with 10 top-10 finishes. Season highlighted by his fourth career PGA TOUR win and his second consecutive Presidents Cup appearance. Finished seventh in the FedExCup standings, the third out of the last four years he has finished inside the top 10 in the final FedExCup standings…Closed out his second consecutive Presidents Cup appearance with a 6-and-4 victory over Emiliano Grillo, helping lead the United States to a 19-11 win over the International Team. Compiled a 3-0-1 overall record, highlighted by victories the first two days with teammate Justin Thomas in Foursomes (6 and 4 over Charl Schwartzel and Hideki Matsuyama) and Four-ball (3 and 2 over Branden Grace and Louis Oosthuizen)…After entering the final round of the BMW Championship in a second-place tie with Jason Day (five strokes behind Marc Leishman), recorded a 4-under 67 to finish T2, his 11th career runner-up on the PGA TOUR. Week was highlighted by a career-best, six consecutive birdies in the first round on Nos. 12-17. Chipped in from 64 feet on the 17th…With his T5 finish at the PGA Championship, finishing three strokes behind champion Justin Thomas, continued to be a top-five machine in major championships, recording his seventh such finish in 32 starts. Made a furious Sunday rally, with six birdies, including four in a row on Nos 12-15, but pars on The Green Mile (Nos. 16-18) left him a few short of his friend, Justin Thomas…Was 3-over after four holes of the WGC-Bridgestone Invitational and sat T30 at the halfway mark after rounds of 70-71, but secured a top-10 finish (T9) with rounds of 67-66 on the weekend…Returned to the Scottish Open for the first time since his win in 2015. Finished T9…Starting the final round of the Quicken Loans National seven shots back, the Quicken Loans ambassador recorded a career-best nine birdies to post his low round of the week, a 5-under 65 to finish T3. Marked his third top-five in his last four starts. Chances for victory took a serious hit with a double bogey (the only one of the final round) on No. 14, the easiest hole in the final round. Marked second top-three finish in six starts at the Quicken Loans National (2015-2nd)…Established the first-round lead at the U.S. Open with a 7-under 65 and was in the mix all week at Erin Hills. Followed with 73 to be one back through 36 holes. Third-round 68 had him two adrift headed into final round. Closed with even-par 72 to finish six back of Brooks Koepka at T5. In nine U.S. Open appearances, has advanced to the weekend five times and never broken par in the final round…Erased a five-stroke deficit in the final round and briefly held the lead before eventually shooting a final-round 70 to finish runner-up in the Memorial Tournament, three shots behind Jason Dufner. Hit a 350-yard drive on the 72nd hole and had just 136 yards to the pin when play was called for inclement weather for the second time during the final round. When play restarted, he made a costly bogey at the last to fall into a tie for second. Ranked No. 1 in fairways hit for the week with 45 of 56. Was also 8 of 11 in sand saves to rank first for the week…After opening with an 8-under 64 for a one-stroke lead on day one, added rounds of 71-67-70 to finish T3 at the Shell Houston Open. Erased a seven-shot deficit in the third round and started the final round three shots behind 54-hole leader Sung Kang, but a final-round 70 saw him finish four strokes behind winner Russell Henley. With 27 birdies on the week (tied for most with Henley), marked his most birdies in a single event…After beginning the final round of The Honda Classic with a four-stroke lead, posted a 1-over 71 to win by the same margin for his fourth career PGA TOUR title. It marked the first of five 54-hole leads he converted to victory. Opened with back-to-back 66s for the second consecutive year and posted a 65 in the third round to post the best 54-hole total since the event moved to PGA National in 2007 at 13-under 197. Seized the 54-hole lead with the widest margin of his career entering a final round. Turned in 2-over 37, but posted three birdies on the back nine to take command of the tournament. Despite bogeys on the 71st and 72nd holes, claimed his first victory since the 2015 Dell Technologies Championship. Finished the week second in Strokes Gained: Putting (7.392) and moved to 10th in the FedExCup standings and ninth in the Official World Golf Ranking, his first time in the top 10 since the 2016 BMW Championship…One year after his playoff loss at the Waste Management Phoenix Open, returned to TPC Scottsdale and opened with rounds of 67-68-69 to enter Sunday in a tie for 17th, then closed with a flawless 6-under 65 on Sunday to finish in a tie for fourth place…Finished T2 at the ISPS HANDA World Cup of Golf with Jimmy Walker at Kingston Heath Golf Club in Melbourne, Australia, in late-November…In his first start of the season, opened with a 65 at the World Golf Championships-HSBC Champions en route to a T6 finish. A second-round 73 put him behind the pace, before closing with matching 68s to record the top-10 finish.

PERSONAL:

Gave up serious dirt-bike riding after an accident prior to his freshman year in high school resulted in a couple of broken bones in his foot. His father, Rod, who owns a trucking company, enjoyed riding dirt bikes and won the 1986 Baja 1000 while racing for a Yamaha team…His middle name comes from his grandfather, Taka Tanaka…Started playing golf at age 3…Member of the Golf Boys video, having helped release several videos with Ben Crane, Bubba Watson and Hunter Mahan.

PLAYER STATISTICS

MISCELLANEOUS PGA TOUR STATISTICS

Career PGA TOUR Low Round/Round: 62–2011 Waste Management Phoenix Open/2
Largest Career PGA TOUR Paycheck/Finish: $1,800,000–2015 THE PLAYERS Championship/1
Career High FedExCup Rank: After 2015 BMW Championship/3
Career High Official World Rank: After 2016 AT&T Pebble Beach Pro-Am/4

PGA TOUR CAREER SUMMARY — PLAYOFF RECORD: 2-2

Year	Events Played	Cuts Made	1st	2nd	3rd	Top 10	Top 25	FedExCup Pts/ Rank	Earnings/ Rank
2008A	2	1							
2009A	3	1							
2009	3	3		1		2	2		$571,090/
2010	28	20		2	1	7	10	1,564/32	2,857,108/22
2011	24	19		1		4	11	1,323/43	2,084,681/36
2012	23	20	1	1		5	8	475/28	3,066,293/21
2013	22	18			1	5	10	1,334/38	1,816,742/40
2014	26	19		2	2	10	14	1,225/9	4,806,117/8
2015	21	17	2	1	1	7	10	1,838/4	5,773,430/4
2016	23	18		1		8	12	1,607/31	2,713,563/32
2017	21	18	1	2	2	10	16	1,253/7	6,083,197/6
Total	196	154	4	11	7	58	93		29,772,221

WEB.COM TOUR

Year	Events Played	Cuts Made	1st	2nd	3rd	Top 10	Top 25	Earnings/Rank
2008A	1	1						
2009A	1	1		1		1	1	
2009	2	1						$5,900/216
Total	4	3		1		1	1	5,900

*** Majors and World Golf Championships are considered official on multiple tours***

PGA TOUR TOP TOURNAMENT SUMMARY

Year	08	09	10	11	12	13	14	15	16	17
Masters				T38	T27	T38	T5	T12	CUT	T11
U.S. Open	T60	CUT		CUT	T41	T10	T2	CUT	CUT	T5
The Open Championship			T14	T5	T31	CUT	T2	T30	T46	T22
PGA Championship			T58	T51	CUT	T19	T3	T30	T33	T5
THE PLAYERS			CUT	CUT	T2	CUT	T77	**1**	CUT	T60
Dell Technologies Match Play				T9	T33	T33	3	T9	T38	
Bridgestone Invitational			T33	T2	T60	T21	T8	T10	T10	9
Mexico Championship				8	T45	T35	T44	T12	T8	T16
HSBC Champions			T25				T55	T3	T17	T6
THE NORTHERN TRUST			T36	T52	T24	T9	T9	CUT	T7	T20
Dell Technologies Championship			T41	T52	T74	CUT	T23	**1**	T46	T13
BMW Championship			T45	48	T41	T39	T4	T4	59	T2
TOUR Championship					T23		8	T12		T26

NATIONAL TEAMS: Presidents Cup (2) 2015, 2017; Ryder Cup (3), 2010, 2014, 2016; Walker Cup (2), 2007, 2009; Summer Olympics (1), 2016; World Cup (1), 2016.

Harrison Frazar (FRAY-zhur)

EXEMPT STATUS: Major Medical Extension
FULL NAME: Harrison Frazar
HEIGHT: 6-0
WEIGHT: 190
BIRTHDATE: July 29, 1971
BIRTHPLACE: Dallas, Texas
RESIDENCE: Dallas, Texas
FAMILY: Wife, Allison; William Harrison (12/2/99), Charles "Ford" (8/7/02), Richard Slayden (6/19/06)

EDUCATION: University of Texas (1996, Psychology and Business Foundations)
SPECIAL INTERESTS: Sports, fishing, hunting
TURNED PROFESSIONAL: 1996
Q SCHOOL: 2008
JOINED TOUR: 1998
Web.com Tour Graduate (1997)

PGA TOUR VICTORIES (1):

2011 FedEx St. Jude Classic.

WEB.COM TOUR VICTORIES (1):

1997 South Carolina Classic.

OTHER VICTORIES (1):

2011 Callaway Golf Pebble Beach Invitational.

2016-17 SEASON:

Did not compete on the PGA TOUR for the second consecutive season due to injury. Will have three starts this season as part of Major Medical Extension, needing to earn 320 FedExCup points or $510,686 to meet the necessary requirements to remain eligible for the remainder of the season.

PERSONAL:

Grew up in Abilene, Texas, and moved to Dallas in 1985. Was a three-time all-state player and won two state championships with Highland Park High from 1986-90…Graduated from University of Texas in 1996 with a degree in Psychology and Business Foundations. Was roommates with Justin Leonard who is a lifelong friend…Went to work in Dallas for a commercial real-estate firm working as an analyst for office, retail and industrial acquisitions and development, as well as golf course management and development. Recently began designing golf courses in Texas…Enjoys spending time with friends and family.

PLAYER STATISTICS

MISCELLANEOUS PGA TOUR STATISTICS

Career PGA TOUR Low Round/Round: 62–5 times, most recent 2005 B.C. Open/4
Largest Career PGA TOUR Paycheck/Finish: $1,008,000–2011 FedEx St. Jude Classic/1
Career High FedExCup Rank: After 2012 Sony Open in Hawaii/4
Career High Official World Rank: After 2012 Sony Open in Hawaii/82

PGA TOUR CAREER SUMMARY — PLAYOFF RECORD: 1-1

Year	Events Played	Cuts Made	1st	2nd	3rd	Top 10	Top 25	FedExCup Pts/ Rank	Earnings/ Rank
1997	1								
1998	26	16		1		3	5		$461,633/63
1999	29	19		1		2	6		530,971/79
2000	24	12			2	2	5		608,535/79
2001	25	18				4	9		792,456/66
2002	28	15				5	6		731,295/96
2003	27	17			1	4	5		776,876/83
2004	25	17		2	1	4	7		1,446,764/48
2005	31	21			2	4	7		999,083/79
2006	29	18				2	11		889,022/98
2007	32	11				2	5	86,800/119	698,534/131
2008	23	13				1	4	1,043/174	444,059/163
2009	28	19				1	7	483/104	738,615/112
2010	17	4					2	116/190	201,280/187
2011	19	10	1			1	2	713/77	1,322,267/69
2012	20	8		1		2	2	387/121	730,203/121
2014	15	4						37/223	47,247/224
2015	7	3						12/247	37,550/230
Total	406	225	1	5	6	37	83		11,456,390

WEB.COM TOUR

Year	Events Played	Cuts Made	1st	2nd	3rd	Top 10	Top 25	Earnings/Rank
1996	1	1						$570/261
1997	25	17	1		1	6	13	104,023/13
1998	1	1						473/288
2014	4	3						7,600/212
Total	31	22	1		1	6	13	112,666

*** Majors and World Golf Championships are considered official on multiple tours***

PGA TOUR TOP TOURNAMENT SUMMARY

Year	98	99	00	01	02	03	04	05	06	07	08	09	10
U.S. Open				T66	T54					T58			CUT
PGA Championship	CUT	CUT	CUT	CUT			CUT		T20				
THE PLAYERS		CUT	T33	CUT	T44	CUT	CUT	CUT	T63	T52			CUT
THE NORTHERN TRUST										CUT		T52	
Dell Technologies Championship										CUT			

Year	11	12
Masters		CUT
U.S. Open	T30	
The Open Championship	69	
PGA Championship	T39	
THE PLAYERS		T46
Bridgestone Invitational	T66	
HSBC Champions	T29	
THE NORTHERN TRUST	T58	CUT
Dell Technologies Championship	CUT	

Jim Furyk (FYUR-ik)

EXEMPT STATUS: Past Champion
FULL NAME: James Michael Furyk
HEIGHT: 6-2
WEIGHT: 185
BIRTHDATE: May 12, 1970
BIRTHPLACE: West Chester, Pennsylvania
RESIDENCE: Ponte Vedra Beach, Florida

FAMILY: Wife, Tabitha; Caleigh Lynn (6/24/02); Tanner James (12/12/03)
EDUCATION: University of Arizona
SPECIAL INTERESTS: All sports
TURNED PROFESSIONAL: 1992
Q SCHOOL: 1993
JOINED TOUR: 1994
Web.com Tour Alumnus

FEDEXCUP CHAMPION (1):
2010

PGA TOUR VICTORIES (17):
1995 Las Vegas Invitational. **1996** United Airlines Hawaiian Open. **1998** Las Vegas Invitational. **1999** Las Vegas Invitational. **2000** Doral-Ryder Open. **2001** Mercedes Championships. **2002** Memorial Tournament. **2003** U.S. Open, Buick Open. **2005** Cialis Western Open. **2006** Wachovia Championship, Canadian Open. **2007** Canadian Open. **2010** Transitions Championship, Verizon Heritage, THE TOUR Championship by Coca-Cola. **2015** RBC Heritage.

WEB.COM TOUR VICTORIES (1):
1993 Mississippi Gulf Coast Classic.

INTERNATIONAL VICTORIES (3):
1997 Argentine Open. **2005** Nedbank Challenge [SAf]. **2006** Nedbank Challenge [SAf].

OTHER VICTORIES (3):
1998 Fred Meyer Challenge [with David Duval]. **2003** PGA Grand Slam of Golf. **2009** Chevron World Challenge.

2016-17 SEASON:
Collected two top-25 finishes in 18 starts on the PGA TOUR in the 2016-17 season, highlighted by a T6 at The RSM Classic in his second start of the season. Did not finish inside the top 125 in the FedExCup standings, failing to advance to the FedExCup Playoffs for the first time in the 11 years of the FedExCup. Will compete in the 2017-18 season out of the Past Champion category…Carded four rounds in the 60s to finish T6 at The RSM Classic, three strokes out of the five-way playoff. In three starts at the event, owns three top-15 finishes (T11-2011, 3-2012, T6-2016) and all 12 rounds in the 60s. Kept the streak alive of never failing to record at least one top-10 finish since joining the PGA TOUR in 1994.

PERSONAL:
Father, Mike, has been his only swing instructor…In 2015, received the ASAP Sports/Jim Murray Award that honors a player who is cooperative and accommodating to the media. The award is presented at the Golf Writers Association of America annual award dinner the week of the Masters…In 2016, received the Payne Stewart Award presented annually to a professional golfer who best exemplifies Stewart's steadfast values of character, charity and sportsmanship…The Jim and Tabitha Furyk Foundation is involved with various projects throughout North Florida and supports the following charities: Operation Shower, Blessings in a Backpack, Wolfson Children's Hospital, Community PedsCare, MaliVai Washington Youth Foundation and the Monique Burr Foundation…Met his wife, Tabitha, at the Memorial Tournament in Ohio in 1995. Tabitha went to Ohio State University…Lifelong Pittsburgh Steelers fan…Played one year of high school basketball as a sophomore.

PLAYER STATISTICS

MISCELLANEOUS PGA TOUR STATISTICS
Career PGA TOUR Low Round/Round: 58–2016 Travelers Championship/4
Largest Career PGA TOUR Paycheck/Finish: $1,350,000–2010 THE TOUR Championship presented by Coca–Cola/1
Career High FedExCup Rank: After 2010 THE TOUR Championship presented by Coca-Cola/1
Career High Official World Rank: After 2007 The Barclays/2

PGA TOUR CAREER SUMMARY — PLAYOFF RECORD: 4-8

Year	Events Played	Cuts Made	1st	2nd	3rd	Top 10	Top 25	FedExCup Pts/ Rank	Earnings/ Rank
1988A	1								
1990A	1								
1991A	1								
1993	1								
1994	31	17				3	7		$236,603/78
1995	31	22	1			3	10		535,380/33
1996	28	24	1			3	13		738,950/26
1997	27	24		3	1	13	17		1,619,480/4
1998	28	24	1	2	2	12	19		2,054,334/3
1999	25	24	1	1		8	17		1,827,593/12
2000	25	24	1		1	8	15		1,940,519/17
2001	24	19	1	2		8	16		2,540,734/13
2002	25	19	1			9	14		2,363,250/14
2003	27	25	2	1	1	15	22		5,182,865/4
2004	14	8				2	5		691,675/116
2005	26	23	1	4		10	14		4,255,369/4
2006	24	22	2	4	3	13	19		7,213,316/2
2007	23	20	1	2	2	8	16	101,022/11	4,154,046/7
2008	26	23		1	2	9	13	113,180/5	3,455,714/12
2009	23	21		2	1	11	14	2,438/4	3,946,515/7
2010	21	18	3			7	13	2,980/1	4,809,622/2
2011	26	19				4	11	1,468/36	1,529,690/53
2012	24	20		2	1	8	14	790/15	3,623,805/12
2013	22	19		1	2	7	12	758/14	3,204,779/15
2014	21	21		4		11	18	2,450/4	5,987,395/3
2015	19	17	1		1	7	10	2,087/29	3,732,664/16
2016	14	12		1		3	5	745/86	1,538,204/71
2017	18	10				1	2	232/157	558,097/152
Total	576	475	17	30	17	183	316		67,740,599

WEB.COM TOUR

Year	Events Played	Cuts Made	1st	2nd	3rd	Top 10	Top 25	Earnings/Rank
1993	25	13	1	1		3	6	$58,240/26
1994	1	1				1	1	3,815/153
Total	26	14	1	1		4	7	62,055

*** Majors and World Golf Championships are considered official on multiple tours***

PGA TOUR TOP TOURNAMENT SUMMARY

Year	91	92	93	94	95	96	97	98	99	00	01	02	03
Masters						T29	T28	4	T14	T14	T6	CUT	4
U.S. Open				T28		T5	T5	T14	T17	60	T62	CUT	**1**
The Open Championship						T44	4	T4	T10	T41	CUT	CUT	CUT
PGA Championship					T13	T17	T6	CUT	T8	T72	T7	9	T18
THE PLAYERS					CUT	T13	T53	T35	T17	T61	T21	T14	T4
Dell Technologies Match Play									T33	T9		T9	T9
Bridgestone Invitational									T10	T4	2	T6	T6
Mexico Championship									T11		CNL	T33	T12

Year	04	05	06	07	08	09	10	11	12	13	14	15	16
Masters		28	T22	T13	T33	T10	CUT	T24	11	T25	T14	CUT	
U.S. Open	T48	T28	T2	T2	T36	T33	T16	CUT	T4	CUT	T12	T42	T2
The Open Championship	CUT	CUT	4	T12	T5	T34	CUT	T48	T34	CUT	4	T30	T59
PGA Championship	CUT	T34	T29	CUT	T29	T63	T24	T39	T42	2	T5	T30	T73
THE PLAYERS		CUT	T3	T28	T27	T5	T47	CUT	T25	CUT	2	T56	T35
Dell Technologies Match Play		T33	T33	T17	T33	T9	T17	T33	T33	T17	T5	4	
Bridgestone Invitational	T22	T24	3	3	T27	T51	T6	T23	T2	T9	T15	T3	T42
Mexico Championship	T36	T15	4	T35	T2	3	T37	T49		T35	T62	T12	
HSBC Champions								T62					
THE NORTHERN TRUST				T25	T12	T15		T52	CUT	T6	8	T11	T41
Dell Technologies Championship				T55	T7	T8	T37	6	T13	T27	T23	T4	T57
BMW Championship				T14	T3	T2	T15	T22	9	3	T4	WD	
TOUR Championship				T11	T6	T7	**1**		7	T14	T2		

Year	17
Masters	CUT
U.S. Open	T23
PGA Championship	CUT
THE PLAYERS	CUT
Dell Technologies Match Play	T30
Mexico Championship	T58

NATIONAL TEAMS: Presidents Cup (8), 1998, 2000, 2003, 2005, 2007, 2009, 2011, 2015; Ryder Cup (9), 1997, 1999, 2002, 2004, 2006, 2008, 2010, 2012, 2014; World Cup (1), 2003.

Tommy Gainey

EXEMPT STATUS: Past Champion
FULL NAME: Thomas Dale Gainey, Jr.
HEIGHT: 6-0
WEIGHT: 190
BIRTHDATE: August 13, 1975
BIRTHPLACE: Darlington, South Carolina
RESIDENCE: Hartsfield, South Carolina
FAMILY: Wife, Erin; Thomas (3/19/08), Davis (5/20/14)

EDUCATION: Central Carolina Technical College (1999, Industrial Maintenance)
SPECIAL INTERESTS: South Carolina Gamecocks, pool, friends and family
TURNED PROFESSIONAL: 1997
JOINED TOUR: 2008
Web.com Tour Graduate (2010)

PGA TOUR VICTORIES (1):

2012 The McGladrey Classic.

WEB.COM TOUR VICTORIES (2):

2010 Melwood Prince George's County Open Presented by Under Armour, Chiquita Classic.

2016-17 SEASON:

Split his time between the PGA TOUR and Web.com Tour in the 2016-17 season. Made two cuts in eight starts on the PGA TOUR and four cuts in 17 Web.com Tour starts. Will play out the Past Champion category on TOUR for the 2017-18 season.

PERSONAL:

Goes by the nickname "Two Gloves" for wearing two golf gloves when he plays. Developed that habit after playing baseball as a kid. Attended Central Carolina Technical College after high school. Worked as an assembly line worker in rural South Carolina before deciding to give professional golf a shot. Was a participant on Golf Channel's "Big Break V" and later won "Big Break VII."…Favorite college team is the South Carolina Gamecocks. Favorite professional team is the Dallas Cowboys…Has to mark his ball with a South Carolina quarter…Would round out his dream foursome with Steve Spurrier, Arnold Palmer and Tiger Woods…Supports the Hootie & the Blowfish Foundation…Lists his heroes as Fred Couples and Hootie and the Blowfish…Played on the Tarheel Tour from 2004-2007 and collected four wins during that period. Earned more than $100,000 in 2006 and 2007 combined on the Tarheel Tour during a period in which he recorded 13 top-five finishes. Won the Bentonville Open on the Hooters Tour in June 2007 in only his second career start on that Tour. Has also competed on the Gateway Tour.

PLAYER STATISTICS

MISCELLANEOUS PGA TOUR STATISTICS
Career PGA TOUR Low Round/Round: 60–2012 The McGladrey Classic/4
Largest Career PGA TOUR Paycheck/Finish: $720,000–2012 The McGladrey Classic/1
Career High FedExCup Rank: After 2013 Hyundai Tournament of Champions/6
Career High Official World Rank: After 2011 Wyndham Championship/84

PGA TOUR CAREER SUMMARY — PLAYOFF RECORD: 0-0

Year	Events Played	Cuts Made	1st	2nd	3rd	Top 10	Top 25	FedExCup Pts/ Rank	Earnings/ Rank
2007	1								
2008	24	6		1		1	1	119/236	$562,205/148
2009	15	8					1	122/191	128,347/202
2011	34	17			4	7	10	1,009/62	2,174,191/35
2012	32	18	1		1	2	4	631/94	1,540,749/55
2013	28	14				1	2	324/140	520,479/133
2014	26	11				1	4	311/156	490,590/147
2015	9	4						57/215	70,137/216
2016	4	1						1/245	7,872/250
2017	8	2						6/236	23,717/233
Total	181	81	1	1	5	12	22		5,518,287

WEB.COM TOUR

Year	Events Played	Cuts Made	1st	2nd	3rd	Top 10	Top 25	Earnings/Rank
2007	4	2				1	1	$21,515/162
2008	7	4					1	14,486/158
2009	13	11					2	45,982/109
2010	27	20	2	1	1	6	11	403,957/4
2014	4	1						2,992/255
2015	20	12			1	4	4	123,721/35
2016	5	2						6,097/173
2017	17	4					1	14,133/158
Total	97	56	2	1	2	11	20	638,150

*** Majors and World Golf Championships are considered official on multiple tours***

PGA TOUR TOP TOURNAMENT SUMMARY

Year	11	12	13
PGA Championship	CUT	CUT	T61
THE PLAYERS	CUT	CUT	CUT
Bridgestone Invitational			T65
THE NORTHERN TRUST	CUT	T38	
Dell Technologies Championship	CUT	T66	
BMW Championship	69		



Sergio Garcia

EXEMPT STATUS: Winner, 2017 Masters (through 2021-22)
FULL NAME: Sergio Garcia Fernandez
HEIGHT: 5-10
WEIGHT: 180
BIRTHDATE: January 9, 1980
BIRTHPLACE: Castellon, Spain
RESIDENCE: Crans-Montana, Switzerland
FAMILY: Wife, Angela
SPECIAL INTERESTS: Real Madrid FC and C.F. Borriol (soccer), kids, tennis
TURNED PROFESSIONAL: 1999
JOINED TOUR: 1999

PGA TOUR VICTORIES (10):

2001 MasterCard Colonial, Buick Classic. **2002** Mercedes Championships. **2004** EDS Byron Nelson Championship, Buick Classic. **2005** Booz Allen Classic. **2008** THE PLAYERS Championship. **2012** Wyndham Championship. **2016** AT&T Byron Nelson. **2017** Masters Tournament.

INTERNATIONAL VICTORIES (20):

1997 Catalonian Open Championship. **1999** Murphy's Irish Open [Eur], Linde German Masters [Eur]. **2001** Lancome Trophy [Eur], Nedbank Golf Challenge [SAf]. **2002** Canarias Open de Espana [Eur], Kolon Cup Korean Open [Asia]. **2003** Nedbank Golf Challenge [SAf]. **2004** Mallorca Classic [Eur]. **2005** Omega European Masters [Eur]. **2008** Castello Masters [Eur], World Golf Championships-HSBC Champions [Eur]. **2011** Castello Masters [Eur], Andalucia Masters [Eur]. **2012** Iskandar Johor Open [Asia]. **2013** Thailand Golf Championship [Asia]. **2014** Commercial Bank Qatar Masters [Eur]. **2015** Ho Tram Open [Asia] . **2017** Omega Dubai Desert Classic [Eur], Andalucia Valderrama Masters [Eur].

OTHER VICTORIES (1):

1999 Dunhill Cup [with Miguel Angel Jimenez and Jose Maria Olazabal].

2016-17 SEASON:

Collected three top-10 finishes in 17 starts, highlighted by victory at the Masters, his first major championship win in 74 starts. Advanced through all four events in the FedExCup Playoffs, before ending his season ranked 21st in the FedExCup standings…Overcame a 3-over 73 in round one of the TOUR Championship with scores of 66-68-67 to finish T10 with Matt Kuchar and Justin Rose at 6-under 274. The finish at East Lake marked his sixth start in the event in the FedExCup era and first return back since 2014…Entered the BMW Championship No. 34 in the FedExCup standings, but a T12 was enough to move him inside the top 30 and secure a spot in the TOUR Championship…With rounds of 75-75, missed the cut at the PGA Championship as he sought to become the fourth player to win the Masters Tournament and PGA Championship in the same year: Jack Nicklaus (1963, 1975), Jack Burke Jr. (1956), Sam Snead (1949)…In his 74th major championship start and on what would have been the 60th birthday of fellow countryman Seve Ballesteros, made birdie on the first hole of sudden death, No. 18, at the Masters to beat Justin Rose and claim his first major title. Had collected 22 top-10 finishes in 73 previous major championship starts, four of which were runner-up showings. In his 19th appearance at Augusta, played his way into a tie for the 54-hole lead with Rose at 6-under 210. The duo posted matching 69s in the final round to finish at 9-under 283. En route to the 69 Sunday to keep pace with Rose, made an eagle-3 at No. 15 to get to 9-under. It was his first eagle in 452 holes at Augusta. With the win, became the first Spaniard to win the Masters since Jose Maria Olazabal in 1999. With scores of 71-69-70-69, joined Rose as the only two players in the field to play all four rounds with sub-par scores…Claimed his 12th European Tour title in dominant wire-to-wire fashion to win the Omega Dubai Desert Classic. Set tone with an opening 65 at Emirates Golf Club and never looked back, finishing with a bogey-free 69 to get to 19-under and beat Henrik Stenson by three shots. With the win in Dubai, has won professional events in 15 different countries…Recorded his first top-10 of the season at the World Golf Championships-HSBC Champions. Shot a final-round 5-under 67 to finish T9 in Shanghai…T17 finish at the CIMB Classic in Malaysia.

PERSONAL:

Father, Victor, is his teacher and the teaching professional at home club, the Club de Campo del Mediterranean. Father has played in nine career PGA TOUR Champions events…Started playing golf at age 3 and became club champion at age 12…Is club president of soccer team CF Borriol of the Spanish Fourth Division. Made his playing debut for the team in September 2010 when he played eight minutes in CF Borriol's 1-0 defeat of Sporting Ribarroja CF. Continues to play in recreational soccer matches when he gets the chance…Huge fan of Real Madrid…In 2002 started the Sergio Garcia Foundation that provides grants benefitting numerous health causes to include children cancer research, cerebral palsy and multiple sclerosis in various countries…Inaugural "Sergio and Friends" charity golf tournament benefiting children's charities was held in Switzerland the Monday after the 2016 Open Championship.

PLAYER STATISTICS

MISCELLANEOUS PGA TOUR STATISTICS

Career PGA TOUR Low Round/Round: 61–2014 World Golf Championships-Bridgestone Invitational/2
Largest Career PGA TOUR Paycheck/Finish: $1,980,000–2017 Masters Tournament/1
Career High FedExCup Rank: After 2008 Deutsche Bank Championship/2
Career High Official World Rank: After 2009 The Honda Classic/2

PGA TOUR CAREER SUMMARY — PLAYOFF RECORD: 6-6

Year	Events Played	Cuts Made	1st	2nd	3rd	Top 10	Top 25	FedExCup Pts/ Rank	Earnings/ Rank
1996A	1								
1998A	1	1							
1999A	1	1							
1999	8	6		1	1	4	6		$784,917/53
2000	16	14			2	5	8		1,054,338/42
2001	18	14	2	2		8	12		2,898,635/6
2002	21	19	1			9	14		2,401,993/12
2003	20	12				2	4		666,386/95
2004	18	16	2			5	10		3,239,215/9
2005	20	17	1	1	2	8	13		3,213,375/10
2006	17	13			1	5	8		1,560,733/49
2007	19	17		2	1	7	13	101,077/9	3,721,185/9
2008	19	18	1	3		6	11	119,400/3	4,858,224/4
2009	17	14				3	6	1,379/38	1,212,522/74
2010	15	13				1	4	461/109	936,845/104
2011	16	15				3	9	1,317/44	1,524,091/54
2012	16	14	1		1	3	8	733/17	2,510,116/29
2013	17	17			1	6	11	635/22	2,251,139/26
2014	16	15		3	2	10	12	815/13	4,937,206/5
2015	15	15		2		4	7	1,177/53	2,670,229/31
2016	15	13	1	1		4	9	1,566/32	3,242,156/25
2017	17	16	1			3	10	441/21	3,522,476/18
Total	323	280	10	15	11	96	175		47,208,180

WEB.COM TOUR

Year	Events Played	Cuts Made	1st	2nd	3rd	Top 10	Top 25	Earnings/Rank
1998A	3	2			1	1	2	
Total	3	2			1	1	2	

*** Majors and World Golf Championships are considered official on multiple tours***

PGA TOUR TOP TOURNAMENT SUMMARY

Year	96	97	98	99	00	01	02	03	04	05	06	07	08
Masters				T38	T40	CUT	8	T28	T4	CUT	46	CUT	CUT
U.S. Open					T46	T12	4	T35	T20	T3	CUT	CUT	T18
The Open Championship	CUT		T29	CUT	T36	T9	T8	T10	CUT	T5	T5	2	T51
PGA Championship				2	T34	CUT	T10	CUT	CUT	T23	T3	DQ	T2
THE PLAYERS					CUT	T50	T4	CUT	T53	T32	T14	2	**1**
Dell Technologies Match Play					T9		T9	T33	T33	T9		T17	T17
Bridgestone Invitational				T7			T58	T30	T16	T13	T22	T20	T36
Mexico Championship				T7	T5	CNL	7	T12	T4	T3	T32	T3	T15
THE NORTHERN TRUST												T25	T2
Dell Technologies Championship												T17	T5
BMW Championship												9	T20
TOUR Championship												4	2

Year	09	10	11	12	13	14	15	16	17
Masters	T38	T45	T35	T12	T8	CUT	T17	T34	**1**
U.S. Open	T10	T22	T7	T38	T45	T35	T18	T5	T21
The Open Championship	T38	T14	T9	CUT	T21	T2	T6	T5	T37
PGA Championship	CUT	CUT	T12	CUT	T61	T35	T54	CUT	CUT
THE PLAYERS	T22	T47	T12	T56	T8	3	T2	T54	T30
Dell Technologies Match Play	T33	4		T33	T17	T9	T34	T18	T30
Bridgestone Invitational	T22	T22	T53	T29	T40	2	T37		T39
Mexico Championship	T31	T37		T60	T3	T16	T31	T11	T12
HSBC Champions	T23					4	T28	T11	T9
THE NORTHERN TRUST	T31		T32	T3	T37	T57			
Dell Technologies Championship	26		T31		T4			T24	T35
BMW Championship	T6		T12	T24	T18	T4	T39	T47	T12
TOUR Championship				T15	T9	T9			T10

NATIONAL TEAMS: Ryder Cup (8), 1999, 2002, 2004, 2006, 2008, 2012, 2014, 2016; World Cup (2), 2004, 2009; Summer Olympics (1), 2016; Seve Trophy (2) 2000, 2003; Dunhill Cup (2), 1999, 2000.



Brice Garnett (gar-NET)

EXEMPT STATUS: 2nd on 2017 Web.com Tour priority list
FULL NAME: Brice Patrick Garnett
HEIGHT: 5-11
WEIGHT: 175
BIRTHDATE: September 6, 1983
BIRTHPLACE: Gallatin, Missouri
RESIDENCE: Gallatin, Missouri
FAMILY: Single

EDUCATION: Missouri Western State University (2006, Business Finance)
SPECIAL INTERESTS: Lounging, boating, cooking, sports, music, friends and family
TURNED PROFESSIONAL: 2006
JOINED TOUR: 2014
Web.com Tour Graduate (2013, 2017)

BEST PGA TOUR CAREER FINISH:

6—2015 OHL Classic at Mayakoba.

WEB.COM TOUR VICTORIES (2):

2017 Utah Championship presented by Zions Bank, WinCo Foods Portland Open presented by Kraft-Heinz.

2016-17 SEASON:

Finished the Web.com Tour season with 24 starts, two wins and 14 cuts made. Was second in the final priority-ranking order. Secured his PGA TOUR card for the 2017-18 season with a first-place finish on the 2017 Web.com Tour Regular Season money list…Recorded a final-round 6-under 65 for a four-shot victory at the WinCo Foods Portland Open presented by Kraft Heinz. Secured No. 1 on the Regular Season money list with his second victory of the season. Charged into a share of the 54-hole lead with three other players at the WinCo Foods Portland Open presented by Kraft Heinz with an 8-under 63…Recorded a 6-under 65 in the final round at the News Sentinel Open to vault into a tie for fifth – his fourth top-10 of the season…Earned his first career victory on the Web.com Tour with a final-round 65 at the Utah Championship presented by Zions Bank to secure a return to the PGA TOUR. Birdied two of his last four holes of the final round to edge out Abraham Ancer, Austin Cook and Rob Oppenheim by one shot…Posted a final-round 66 at the Lincoln Land Charity Championship for a T8…Took the 18-hole lead at the Rust-Oleum Championship by one shot with an opening 7-under 65 but fell to T42 with rounds of 73-80-70 to close…Carded 65-69 in the final 36 holes of the Club Colombia Championship by Servientrega for a T6. Led by one after the first round in Bogota, but a second-round 75 derailed his chances of winning.

PERSONAL:

Dad introduced him to the game at age 4. As a youngster, played golf with eight friends everyday during the summer…Played high school basketball and was an all-conference, all-district and all-region selection.

PLAYER STATISTICS

MISCELLANEOUS PGA TOUR STATISTICS

Career PGA TOUR Low Round/Round: 65–4 times, most recent 2016 Wyndham Championship/4
Largest Career PGA TOUR Paycheck/Finish: $219,600–2015 OHL Classic at Mayakoba/6
Career High FedExCup Rank: After 2018 Safeway Open/17
Career High Official World Rank: After 2018 Safeway Open/194

PGA TOUR CAREER SUMMARY — PLAYOFF RECORD: 0-0

Year	Events Played	Cuts Made	1st	2nd	3rd	Top 10	Top 25	FedExCup Pts/ Rank	Earnings/ Rank
2012	1								
2014	28	20				1	2	488/121	$617,805/132
2015	29	12				1	4	398/140	637,789/141
2016	15	7				2	3	222/177	446,565/159
2017	2								
Total	75	39				4	9		1,702,158

WEB.COM TOUR

Year	Events Played	Cuts Made	1st	2nd	3rd	Top 10	Top 25	Earnings/Rank
2006	1							
2010	14	4						$12,202/170
2011	9	6		1		1	4	85,006/70
2012	24	16				4	8	126,872/47
2013	23	13		1	1	5	9	169,785/14
2015	4	3						13,330/196
2016	6	3						1,600/224
2017	24	14	2			5	11	368,761/1
Total	105	59	2	2	1	15	32	862,655

*** Majors and World Golf Championships are considered official on multiple tours***

PGA TOUR TOP TOURNAMENT SUMMARY

Year	12	13	14	15	16	17
U.S. Open	CUT					CUT
THE PLAYERS				CUT		
THE NORTHERN TRUST			CUT			



Robert Garrigus (GARE-uh-gus)

EXEMPT STATUS: 109th in 2016-17 FedExCup points
FULL NAME: Robert Ira Garrigus
HEIGHT: 5-11
WEIGHT: 190
BIRTHDATE: November 11, 1977
BIRTHPLACE: Nampa, Idaho
RESIDENCE: Phoenix, Arizona
FAMILY: Wife, Ami; Robert, Jr., Andrew

EDUCATION: Scottsdale Community College (1995)
SPECIAL INTERESTS: Fishing, ballroom dancing
TURNED PROFESSIONAL: 1997
Q SCHOOL: 2005, 2006, 2008
JOINED TOUR: 2006
Web.com Tour Graduate (2015)

PGA TOUR VICTORIES (1):

2010 Children's Miracle Network Classic.

2016-17 SEASON:

Claimed six top-25 finishes, three of which were top-10 showings. Rebounded from a disqualification at the John Deere Classic with consecutive top-10 finishes in his next three starts. Advanced to the FedExCup Playoffs for a ninth time in 11 possible seasons…A missed cut at THE NORTHERN TRUST, the first of four FedExCup Playoffs events, resulted in an end to his season at No. 109 in the final standings…Finished T6 at the Barracuda Championship, his third consecutive top-10 on TOUR. Combined with his 10th-place finish at the Barbasol Championship and fifth-place showing in the RBC Canadian Open, his T6 in Reno moved him inside the top 100 in the FedExCup standings. Birdied the 71st hole to move to 41 points total, but a bogey on the par-5 18th hole cost him a chance of winning, dropping him to 40 points, four shy of the three-man playoff, eventually won by Chris Stroud…Posted a 10-under 62 in third round of RBC Canadian Open to match the course record at Glen Abbey. Round included six birdies and a pair of eagles at the par-5 2nd and 16th holes, one stroke shy of his career-best 61 (R3/2012/CareerBuilder Challenge). Now shares Glen Abbey course record with John Merrick (2013), Greg Norman (1986), Andy Bean (1983) and Leonard Thompson (1981). T5 finish was welcomed as he entered the week No. 131 in the FedExCup standings…A year after finishing T11 at the Barbasol Championship, thanks to a final-round, 9-under 62, posted scores of 67-67-66-67—267 in the 2017 event to claim solo-possession of 10th place. The finish in Alabama marked his first top-10 showing since a T5 at the 2016 Travelers Championship.

PERSONAL:

Favorite college team is the Oregon Ducks. Favorite professional team is the Chicago Bears. Is involved in ballroom dancing with wife, Ami…Father, Tom, won a silver medal in trap shooting at the 1968 Mexico City Summer Olympics. He coached the U.S. Olympic shooting team and carried the torch at one of the Olympic ceremonies…Noted for using a short putter (28 inches). Lists making a hole-in-one at the PLAYERS Championship as his biggest thrill in golf. Biggest thrill outside of golf is catching a 10-pound bass.

PLAYER STATISTICS

MISCELLANEOUS PGA TOUR STATISTICS

Career PGA TOUR Low Round/Round: 61–2012 Humana Challenge in partnership with the Clinton Foundation/3
Largest Career PGA TOUR Paycheck/Finish: $846,000–2010 Children's Miracle Network Classic/1
Career High FedExCup Rank: After 2011 Hyundai Tournament of Champions/2
Career High Official World Rank: After 2013 RBC Heritage/35

PGA TOUR CAREER SUMMARY — PLAYOFF RECORD: 0-3

Year	Events Played	Cuts Made	1st	2nd	3rd	Top 10	Top 25	FedExCup Pts/ Rank	Earnings/ Rank
2004	1								
2006	28	15				1	4		$537,595/144
2007	28	18			1	4	7	88,854/96	1,260,010/74
2008	29	18			1	2	6	1,468/156	756,732/138
2009	25	17				1	8	433/109	657,204/127
2010	22	14	1	1		3	3	469/107	1,583,275/51
2011	26	17		1	1	3	6	759/74	1,503,923/56
2012	26	19		4		8	14	637/23	3,206,530/20
2013	22	13				2	8	601/91	1,132,355/77
2014	25	15				2	7	678/99	1,095,474/94
2015	25	11					2	226/174	253,699/183
2016	21	14				3	6	558/109	1,024,900/104
2017	26	14				3	6	448/109	880,905/112
Total	304	185	1	6	3	32	77		13,892,602

WEB.COM TOUR

Year	Events Played	Cuts Made	1st	2nd	3rd	Top 10	Top 25	Earnings/Rank
2000	8							
2001	1							
2002	21	8					1	$15,357/
2004	19	12				2	4	60,538/81
2005	19	7				2	4	71,355/69
2010	1							
2015	4	2				1	2	42,143/118
Total	73	29				5	11	189,393

*** Majors and World Golf Championships are considered official on multiple tours***

PGA TOUR TOP TOURNAMENT SUMMARY

Year	04	05	06	07	08	09	10	11	12	13	14	15	16
Masters									CUT	T38			
U.S. Open	CUT				CUT			T3	CUT	WD			
The Open Championship								CUT		CUT			
PGA Championship								T62	T21	T25			
THE PLAYERS				CUT	CUT			73	CUT	CUT	CUT	CUT	
Dell Technologies Match Play										T5			
Mexico Championship										65			
HSBC Champions									T51				
THE NORTHERN TRUST				T9		CUT	T52	CUT	T71	CUT	CUT		WD
Dell Technologies Championship				T65				T59	T42	CUT	CUT		
BMW Championship									T4				
TOUR Championship									T10				

Year	17
THE PLAYERS	CUT
THE NORTHERN TRUST	CUT

Brian Gay

EXEMPT STATUS: 112th in 2016-17 FedExCup points
FULL NAME: Joseph Brian Gay
HEIGHT: 5-10
WEIGHT: 165
BIRTHDATE: December 14, 1971
BIRTHPLACE: Fort Worth, Texas
FAMILY: Wife, Kimberly; Makinley Kathryn, Brantley Olivia

EDUCATION: University of Florida
SPECIAL INTERESTS: Stock market, Florida Gators football, Orlando Magic basketball
TURNED PROFESSIONAL: 1994
Q SCHOOL: 1998, 1999, 2003
JOINED TOUR: 1999
Web.com Tour Alumnus

PGA TOUR VICTORIES (4):

2008 Mayakoba Golf Classic at Riviera Maya-Cancun. **2009** Verizon Heritage, St. Jude Classic presented by FedEx. **2013** Humana Challenge in partnership with the Clinton Foundation.

2016-17 SEASON:

Had 14 available events to earn 309 FedExCup points or $461,851 to remain exempt for the remainder of the season. Having fulfilled that, amassed three top-10 showings in 24 starts through the Wyndham Championship. Advanced to the FedExCup Playoffs for an eighth time and first since 2013…A missed cut at THE NORTHERN TRUST, the first of four Playoffs events, resulted in an end to his season at No. 112 in the final standings…Following a second-round, 8-under 63 at the Barbasol Championship, followed with weekend scores of 68-65 to finish T3 at 19-under 265. The finish marked his best showing since a T4 at the 2013 RSM Classic. Had played often in the area as a kid, as his father previously lived in the Auburn/Opelika area…Posted four rounds of par or better at the Valero Texas Open in April to finish T6 with three others at 7-under 281…Recorded his first top-10 on TOUR since the 2016 FedEx St. Jude Classic with a T6 finish at the RBC Heritage, site of his 2009 victory. Closed with a 4-under 67 to secure the top-10 finish, three strokes behind champion Wesley Bryan.

PERSONAL:

An only child, is the son of a U.S. Army officer who grew up learning the game at Fort Rucker GC in Alabama. Spent much of his early teenage years playing with his father and other military retirees…In 2010, was inducted into the University of Florida Athletic Hall of Fame. Competed for the Gators from 1991-94, winning four consecutive SEC Championships and the 1993 NCAA National Championship.

PLAYER STATISTICS

MISCELLANEOUS PGA TOUR STATISTICS

Career PGA TOUR Low Round/Round: 62–2 times, most recent 2011 Bob Hope Classic/5
Largest Career PGA TOUR Paycheck/Finish: $1,026,000–2009 Verizon Heritage/1
Career High FedExCup Rank: After 2013 Farmers Insurance Open/1
Career High Official World Rank: After 2009 John Deere Classic/35

PGA TOUR CAREER SUMMARY — PLAYOFF RECORD: 1-1

Year	Events Played	Cuts Made	1st	2nd	3rd	Top 10	Top 25	FedExCup Pts/ Rank	Earnings/ Rank
1996	1								
1999	26	8					1		$74,329/206
2000	33	17				1	8		482,028/102
2001	32	23		1		5	12		1,299,361/41
2002	34	24		1		4	10		926,735/69
2003	34	15				1	4		447,647/137
2004	32	16				1	6		645,194/122
2005	33	19			1	1	5		689,862/115
2006	31	22				2	10		1,037,600/88
2007	32	21				2	8	90,075/78	1,114,571/86
2008	31	20	1	1		6	12	101,323/46	2,205,513/31
2009	27	21	2			4	8	573/21	3,201,295/13
2010	30	21		1		2	10	1,142/54	1,521,663/56
2011	26	18				3	9	685/82	1,157,525/82
2012	28	18				3	4	491/109	960,658/103
2013	24	16	1			1	2	1,099/57	1,426,017/63
2014	26	15				1	2	375/140	605,368/136
2016	13	4				1	1	149/189	280,619/182
2017	25	16			1	3	4	426/112	942,372/107
Total	518	314	4	4	2	41	116		19,018,357

WEB.COM TOUR

Year	Events Played	Cuts Made	1st	2nd	3rd	Top 10	Top 25	Earnings/Rank
1994	2							
1996	4	1						$740/245
1998	23	16				1	4	24,591/80
1999	1	1						1,380/206
2016	4	1						2,795/235
Total	34	19				1	4	29,506

*** Majors and World Golf Championships are considered official on multiple tours***

PGA TOUR TOP TOURNAMENT SUMMARY

Year	96	97	98	99	00	01	02	03	04	05	06	07	08
U.S. Open	CUT				CUT		CUT	CUT	CUT				
The Open Championship						CUT							
PGA Championship						T22	T53	T51					T20
THE PLAYERS						T40	T63	CUT		T75	CUT	CUT	T32
THE NORTHERN TRUST												T41	CUT
Dell Technologies Championship												T70	T50
BMW Championship													T13

Year	09	10	11	12	13	14	15	16	17
Masters		CUT			T38				
U.S. Open	CUT	CUT	T63						
The Open Championship	CUT	CUT						CUT	
PGA Championship	CUT	T65	CUT		CUT				
THE PLAYERS	WD	CUT	T12	T46	CUT	CUT			CUT
Dell Technologies Match Play		T9							
Bridgestone Invitational	79				T63				
Mexico Championship		T30			T35				
HSBC Champions	T25					T46			
THE NORTHERN TRUST	T12	T21	CUT	T54	T43				CUT
Dell Technologies Championship	T54	CUT	CUT		T27				
BMW Championship	T55	T30			T65				
TOUR Championship	T28								

NATIONAL TEAMS: Walker Cup (1), 1993.

Lucas Glover

EXEMPT STATUS: 43rd in 2016-17 FedExCup points
FULL NAME: Lucas Hendley Glover
HEIGHT: 6-2
WEIGHT: 195
BIRTHDATE: November 12, 1979
BIRTHPLACE: Greenville, South Carolina
RESIDENCE: Tequesta, Florida
FAMILY: Wife, Krista; Lucille (5/14/13, Lucas Glover, Jr. (7/31/15)

EDUCATION: Clemson University (2005, Communication Studies)
SPECIAL INTERESTS: Music, fishing
TURNED PROFESSIONAL: 2001
Q SCHOOL: 2004
JOINED TOUR: 2004
Web.com Tour Graduate (2003, 2015)

PGA TOUR VICTORIES (3):

2005 FUNAI Classic at the WALT DISNEY WORLD Resort. **2009** U.S. Open. **2011** Wells Fargo Championship.

WEB.COM TOUR VICTORIES (1):

2003 Gila River Classic at Wild Horse Pass Resort.

OTHER VICTORIES (1):

2009 PGA Grand Slam of Golf.

2016-17 SEASON:

Claimed four top-10 finishes in 23 starts through the Wyndham Championship, highlighted by a pair of top-five finishes in his first three starts. Advanced to the FedExCup Playoffs for the eighth time, making it through three of the four Playoffs events.…Posted four sub-par scores of 68-70-65-70--273 (-11) at the BMW Championship to finish T12 and end his season ranked 43rd in the FedExCup standings. …After injuring his right knee when he slipped while hitting a shot on the final hole of the third round at THE NORTHERN TRUST, received treatment and returned on Sunday. Shot a final-round 71 to finish T40. …Started the final round of THE PLAYERS Championship six shots off the lead and went out in 32. With bogeys on Nos. 13-15 and No. 18, closed with a 2-under 70 to finish T6.…Bunker play was outstanding in T7 finish at the Arnold Palmer Invitational, going 10/11 to rank 2nd in that category. Had signed up to play Bay Hill the day before Palmer's funeral as a way to honor him.…Took the 54-hole lead into the final round of the Shriners Hospitals for Children Open. Posted a 2-under 69 in the final round to finish alone in third, three strokes behind winner Rod Pampling. With the T5 and solo-third in consecutive starts, marked the first time since 2006 (Wells Fargo Championship and Zurich Classic of New Orleans) he posted back-to-back top-10s.…In his fourth start at the Sanderson Farms Championship, posted four sub-par scores at the Country Club of Jackson to claim a share of fifth place with Hiroshi Iwata and Xander Schauffele at 15-under 273. The finish marked his first top-five showing since a T4 at the 2013 Zurich Classic of New Orleans

PERSONAL:

A passionate Clemson Tigers sports fan.…An avid reader, particularly mysteries and thrillers. Read four books during the week of his rainy 2009 U.S. Open victory.…Credits his grandfather, Dick Hendley, for giving him his start in golf. Grandfather gave him a cut-down club when he was 3 and first took him to the Masters at age 6. Hendley was a standout in football and baseball at Clemson, where he is a Hall of Fame member and played one season (1951) with the NFL's Pittsburgh Steelers. Was inducted into the Clemson Athletic Hall of Fame in the fall 2007.…Swing coach Dick Harmon passed away in February 2006, and Glover served as a pallbearer and was one of those who delivered eulogies at the funeral.

PLAYER STATISTICS

MISCELLANEOUS PGA TOUR STATISTICS
Career PGA TOUR Low Round/Round: 61–2016 Wyndham Championship/2
Largest Career PGA TOUR Paycheck/Finish: $1,350,000–2009 U.S. Open Championship/1
Career High FedExCup Rank: After 2009 THE TOUR Championship presented by Coca-Cola/5
Career High Official World Rank: After 2009 ADT Skills Challenge/15

PGA TOUR CAREER SUMMARY — PLAYOFF RECORD: 1-0

Year	Events Played	Cuts Made	1st	2nd	3rd	Top 10	Top 25	FedExCup Pts/ Rank	Earnings/ Rank
2001	2	1							$6,180/
2002	6	2							16,349/
2004	30	17				2	5		557,454/134
2005	28	16	1		1	7	9		2,050,068/30
2006	31	23				9	17		2,587,982/21
2007	29	22				3	13	93,900/35	1,664,167/53
2008	26	20				2	8	101,195/49	998,491/105
2009	26	21	1	1	1	6	12	660/17	3,692,580/9
2010	23	16			1	3	8	770/74	1,511,275/57
2011	23	15	1			1	6	1,305/45	1,823,327/48
2012	16	6						47/219	67,112/216
2013	23	10				2	3	454/114	747,812/108
2014	26	7					1	129/185	210,166/182
2015	26	15					6	375/147	515,241/156
2016	23	15				2	6	590/106	948,927/110
2017	26	21			1	4	8	1,085/43	1,955,822/48
Total	364	227	3	1	4	41	102		19,352,954

WEB.COM TOUR

Year	Events Played	Cuts Made	1st	2nd	3rd	Top 10	Top 25	Earnings/Rank
2002	12	7			1	2	5	$64,692/
2003	26	17	1			6	7	193,989/17
2004	1							
2015	4	4				1	4	57,991/92
Total	43	28	1		1	9	16	316,672

*** Majors and World Golf Championships are considered official on multiple tours***

PGA TOUR TOP TOURNAMENT SUMMARY

Year	02	03	04	05	06	07	08	09	10	11	12	13	14
Masters					CUT	T20			T36	CUT	CUT	49	T42
U.S. Open	CUT				CUT	CUT		**1**	T58	T42	CUT	CUT	CUT
The Open Championship					CUT	T27	T78	CUT	T48	T12	CUT	CUT	
PGA Championship				CUT	T46	T50		5	CUT	CUT	CUT	CUT	
THE PLAYERS					CUT	CUT	CUT	CUT	3	T50	CUT	CUT	CUT
Dell Technologies Match Play					T33	T33			T33				
Bridgestone Invitational					T4		T63	T19	T22	T23			
Mexico Championship					T13	T26			T56				
HSBC Champions										T20			
THE NORTHERN TRUST						CUT	T55	CUT	CUT	CUT		WD	
Dell Technologies Championship						T14	T50	T36	T65	T21			
BMW Championship						T14	T13	66		T31			
TOUR Championship								T10					

Year	15	16	17
U.S. Open	CUT	CUT	CUT
PGA Championship			T33
THE PLAYERS			T6
THE NORTHERN TRUST		T70	T40
Dell Technologies Championship			T30
BMW Championship			T12

NATIONAL TEAMS: Presidents Cup (2), 2007, 2009; Walker Cup (1), 2001.

Fabián Gómez (fah-BEE-un)

EXEMPT STATUS: 2015-16 tournament winner (through 2017-18)
FULL NAME: Fabian Eduardo Gomez
HEIGHT: 5-8
WEIGHT: 163
BIRTHDATE: November 27, 1978
BIRTHPLACE: Resistencia, Chaco, Argentina
RESIDENCE: Resistencia, Chaco, Argentina
FAMILY: Wife, Pamela; Melina (8/11/04), Valentina (02/07/12)
SPECIAL INTERESTS: Soccer, movies, music
TURNED PROFESSIONAL: 2002
JOINED TOUR: 2011
Web.com Tour Graduate (2010, 2014)

PGA TOUR VICTORIES (2):
2015 FedEx St. Jude Classic. **2016** Sony Open in Hawaii.

WEB.COM TOUR VICTORIES (1):
2010 Chitimacha Louisiana Open.

PGA TOUR LATINOAMÉRICA VICTORIES (3):
2013 Personal Classic. **2014** Personal Classic. **2015** Personal Classic presentado por NEC.

MACKENZIE TOUR VICTORIES (1):
2009 Argentine Masters.

INTERNATIONAL VICTORIES (4):
2006 Venezuela Open. **2008** Torneo de Maestros de Argentina-Argentina Masters [Can]. **2009** 78 Campeonato Abierto del Centro [Arg], V Roberto De Vicenzo Classic Copa NEC [Arg].

2016-17 SEASON:
Claimed three top-25 finishes in 21 starts. After withdrawing from the Quicken Loans National in early July, did not compete again for the rest of the season. Finished 171st in the FedExCup standings.

PERSONAL:
Grew up playing the same course, Chaco Golf Club, as Jose Coceres and Emiliano Grillo…Hosts the Fabian Gomez Classic at Chaco Golf Club in September to benefit charity in Argentina….His caddie (Coco Monteros) is an amazing chef; his "team" typically stays in a house when on the road so that Monteros can cook authentic Argentinian food for everyone….Favorite professional team is Boca Juniors. a soccer team from Argentina….Lists Tiger Woods and legendary Argentine soccer player Diego Maradona as his heroes….Got started in the game by serving as a caddie at age 8.

PLAYER STATISTICS

MISCELLANEOUS PGA TOUR STATISTICS
Career PGA TOUR Low Round/Round: 62–2016 Sony Open in Hawaii/4
Largest Career PGA TOUR Paycheck/Finish: $1,080,000–2015 FedEx St. Jude Classic/1
Career High FedExCup Rank: After 2016 Sony Open in Hawaii/5
Career High Official World Rank: After 2016 The Honda Classic/54

PGA TOUR CAREER SUMMARY — PLAYOFF RECORD: 1-0

Year	Events Played	Cuts Made	1st	2nd	3rd	Top 10	Top 25	FedExCup Pts/ Rank	Earnings/ Rank
2011	26	16				1	3	208/167	$381,730/157
2013	23	10		1		1	3	339/133	586,942/128
2014	4	2						10/247	27,616/236
2015	26	16	1			2	4	1,069/64	1,651,012/59
2016	26	16	1			4	6	1,450/40	2,227,040/42
2017	21	10					3	168/171	332,352/174
Total	126	70	2	1		8	19		5,206,692

WEB.COM TOUR

Year	Events Played	Cuts Made	1st	2nd	3rd	Top 10	Top 25	Earnings/Rank
2007	16	9		1		2	5	$108,026/58
2008	26	13				3	5	96,482/70
2009	19	11		1		4	8	185,408/27
2010	26	21	1	1		5	11	265,390/12
2011	1							
2012	23	14		1		3	5	112,212/55
2013	4	1						5,600/231
2014	18	13		1		3	8	162,322/23
Total	133	82	1	5		20	42	935,441

*** Majors and World Golf Championships are considered official on multiple tours***

PGA TOUR TOP TOURNAMENT SUMMARY

Year	15	16	17
Masters		CUT	
The Open Championship		CUT	
PGA Championship	CUT	CUT	
THE PLAYERS		T74	CUT
Dell Technologies Match Play		T51	
Bridgestone Invitational	T67	T46	
Mexico Championship		58	
THE NORTHERN TRUST	71	T60	
Dell Technologies Championship	T33	T5	
BMW Championship	T39	T47	

NATIONAL TEAMS: World Cup (1), 2013; Summer Olympics (1), 2016.



Talor Gooch (Tay-lor)

EXEMPT STATUS: 14th on 2017 Web.com Tour priority list
FULL NAME: Talor Keith Gooch
HEIGHT: 6-0
WEIGHT: 200
BIRTHDATE: November 14, 1991
BIRTHPLACE: Midwest City, Oklahoma
RESIDENCE: Midwest City, Oklahoma
FAMILY: Single

EDUCATION: Oklahoma State University (Education, 2014)
SPECIAL INTERESTS: Oklahoma City Thunder, Oklahoma State athletics
TURNED PROFESSIONAL: 2014
JOINED TOUR: 2018
Web.com Tour Graduate (2017)

BEST PGA TOUR CAREER FINISH:
66—2017 U.S. Open.

WEB.COM TOUR VICTORIES (1):
2017 News Sentinel Open presented by Pilot.

2016-17 SEASON:
Finished the Web.com Tour season with 22 starts, one win, four additional top-10s and 14 cuts made. Was 14th on the final priority-ranking order. Secured his PGA TOUR card for the 2017-18 season with a sixth-place finish on the 2017 Regular Season money list…Came from five shots back in the final round to win the News Sentinel Open for his first career Web.com Tour victory. Locked up his PGA TOUR card with his victory in Knoxville. Posted rounds of 66-67-68-65—266 (-18) for a one-shot win over Jonathan Hodge. Hit 17 greens in the final round, recording six birdies on the day, including the go-ahead birdie on the 15th hole in the final round. Moved up to No. 3 on the money list with his win…Moved up the leaderboard with a final-round 64 at the Price Cutter Charity Championship to finish within one of Ben Silverman for a runner-up finish…Posted four rounds in the 60s at the Digital Ally Open for a T10 finish…Posted four rounds in the 60s for a T5 at the Chitimacha Louisiana Open, marking his first career top-five on the Web.com Tour…After missing the cut in his previous two starts, posted a T10 at the Panama Claro Championship.

PERSONAL:
Uses a quarter from the 1960s as a ball marker…Father Ron Gooch spent five seasons in the minor league system of the Texas Rangers…Dream foursome would include his dad, Kelsey Cline and Steve Ball…Favorite pro sports team is the Dallas Cowboys.

PLAYER STATISTICS

MISCELLANEOUS PGA TOUR STATISTICS
Career PGA TOUR Low Round/Round: 71–2017 U.S. Open/2
Largest Career PGA TOUR Paycheck/Finish: $23,213–2017 U.S. Open/66
Career High FedExCup Rank: 2018 Safeway Open/53
Career High Official World Rank: After 2017 THE NORTHERN TRUST/189

PGA TOUR CAREER SUMMARY — PLAYOFF RECORD: 0-0

Year	Events Played	Cuts Made	1st	2nd	3rd	Top 10	Top 25	FedExCup Pts/ Rank	Earnings/ Rank
2014	1								
2017	1	1							$23,213/
Total	2	1							23,213

WEB.COM TOUR

Year	Events Played	Cuts Made	1st	2nd	3rd	Top 10	Top 25	Earnings/Rank
2017	22	14	1	1		5	9	$271,316/6
Total	22	14	1	1		5	9	279,349

*** Majors and World Golf Championships are considered official on multiple tours***

PGA TOUR TOP TOURNAMENT SUMMARY

Year	17
U.S. Open	66

Retief Goosen (ruh-TEEF GOO-sun)

EXEMPT STATUS: Top 50 on Career Money List
FULL NAME: Retief Goosen
HEIGHT: 5-11
WEIGHT: 185
BIRTHDATE: February 3, 1969
BIRTHPLACE: Polokwane (formerly Pietersburg), South Africa
RESIDENCE: Polokwane (formerly Pietersburg), South Africa; Orlando, Florida
FAMILY: Wife, Tracy; Leo (3/8/03), Ella Ann (11/18/04)
SPECIAL INTERESTS: Water skiing, fine wines
TURNED PROFESSIONAL: 1990
JOINED TOUR: 2001

PGA TOUR VICTORIES (7):

2001 U.S. Open. **2002** BellSouth Classic. **2003** Chrysler Championship. **2004** U.S. Open, THE TOUR Championship presented by Coca-Cola. **2005** The INTERNATIONAL. **2009** Transitions Championship.

INTERNATIONAL VICTORIES (24):

1991 Iscor Newcastle Classic [SAf]. **1992** Spoornet Classic [SAf], Bushveld Classic [SAf], Witbank Classic [SAf]. **1993** Mount Edgecombe Trophy [SAf]. **1995** Phillips South African Open [SAf]. **1996** Slaley Hall Northumberland Challenge [Eur]. **1997** Peugeot Open de France [Eur]. **1999** Novotel Perrier Open de France [Eur]. **2000** Lancome Trophy [Eur]. **2001** The Scottish Open at Loch Lomond [Eur], Telefonica Open de Madrid [Eur]. **2002** Johnnie Walker Classic [Eur], Dimension Data Pro-Am [SAf]. **2003** Lancome Trophy [Eur]. **2004** Smurfit European Open [Eur], Nedbank Challenge. **2005** Volkswagen China Masters [Asia], Linde German Masters [Eur]. **2006** South African Airways Open [Eur], Volkswagen China Masters [Asia]. **2007** Comercialbank Qatar Masters [Eur]. **2008** Iskandar Johor Open [Asia]. **2009** Africa Open [SAf].

OTHER VICTORIES (3):

1997 Dunhill Cup [with Ernie Els, David Frost]. **1998** Dunhill Cup [with Ernie Els, David Frost]. **2001** World Golf Championships-EMC World Cup [with Ernie Els].

2016-17 SEASON:

Made seven cuts in 19 PGA TOUR starts, with three top-25 finishes, including a lone top-10 result at the Puerto Rico Open where he was T2. Failed to qualify for the FedExCup Playoffs after finishing No. 162 in the standings. Will play out of the Top 50 Career Money List category for the 2017-18 PGA TOUR Season…In his second start at the Puerto Rico Open, posted a bogey-free 8-under 64 in the final round at Coco Beach Golf & Country Club to finish at 18-under 270 and T2 with Bryson DeChambeau and Bill Lunde. The top-five showing came on the heels of nine straight missed cuts.

PERSONAL:

Was struck by lightning as an amateur in South Africa…Introduced to golf at age 9 by his estate agent father, a 10-handicapper…Is involved in course design work with projects including The Legend Golf & Safari Resort in South Africa and Dayi Smokey Mountain Resort in China…Maintains a journal which can be found on his website, retiefgoosen.com. Spends a lot of time when home on his vineyard by the Outeniqua Mountain range near George, South Africa…Website is thegoosewines.com.

PLAYER STATISTICS

MISCELLANEOUS PGA TOUR STATISTICS

Career PGA TOUR Low Round/Round: 62–2 times, most recent 2010 Sony Open in Hawaii/4
Largest Career PGA TOUR Paycheck/Finish: $1,125,000–2004 U.S. Open Championship/1
Career High FedExCup Rank: After 2015 Frys.com Open/3
Career High Official World Rank: After 2006 the Memorial Tournament/3

PGA TOUR CAREER SUMMARY — PLAYOFF RECORD: 1-1

Year	Events Played	Cuts Made	1st	2nd	3rd	Top 10	Top 25	FedExCup Pts/ Rank	Earnings/ Rank
1995	3	3							$20,652/237
1996	1	1							7,363/297
1997	5	2				1	1		45,048/209
1998	6								
1999	4	2				1	2		54,368/222
2000	13	9					4		196,093/
2001	10	7	1			2	4		1,126,985/47
2002	15	14	1	2		5	13		2,617,004/10
2003	19	17	1	1	3	9	14		3,166,373/10
2004	16	13	2		1	9	11		3,885,573/6
2005	18	17	1		2	8	12		3,494,106/8
2006	18	16		1	1	6	9		2,617,453/19
2007	14	12		1		1	5	89,083/89	1,044,386/93
2008	18	13		1		2	6	95,510/108	1,431,965/72
2009	20	19	1	1	1	5	10	640/18	3,232,650/11
2010	19	18			2	10	13	1,360/10	3,218,089/14
2011	16	12			1	1	5	444/112	796,360/108
2012	12	9				2	3	330/131	571,174/136
2013	9	6				1	2	182/171	315,702/160
2014	26	21				2	5	591/103	826,073/114
2015	25	16			1	3	4	519/118	921,830/112
2016	16	12					5	380/141	745,735/123
2017	19	7		1		1	3	205/162	414,363/163
Total	322	246	7	8	12	69	131		30,749,344

*** Majors and World Golf Championships are considered official on multiple tours***

PGA TOUR TOP TOURNAMENT SUMMARY

Year	93	94	95	96	97	98	99	00	01	02	03	04	05
Masters						CUT		T40	CUT	2	T13	T13	T3
U.S. Open						CUT	CUT	T12	**1**	CUT	T42	**1**	T11
The Open Championship	CUT			75	T10	CUT	T10	T41	T13	T8	T10	T7	T5
PGA Championship					T61	CUT	CUT	CUT	T37	T23	CUT		T6
THE PLAYERS						CUT		CUT	CUT	T14	CUT	CUT	T12
Dell Technologies Match Play								T17	T17	T17	T33	T33	3
Bridgestone Invitational								T24	10	T11	T17	T17	T58
Mexico Championship							T25	T35	CNL	2	T8	T6	T6

Year	06	07	08	09	10	11	12	13	14	15	16
Masters	T3	T2	T17	CUT	T38	CUT					
U.S. Open	CUT	CUT	T14	T16	T58	T23	T10		T45	CUT	CUT
The Open Championship	T14	T23	T32	T5	6	WD	T64			T20	
PGA Championship	T34	T23	T24	T51	T55	WD	T48				
THE PLAYERS	2	T28	T51	T22		T61	CUT	WD	T48	CUT	T12
Dell Technologies Match Play	T5	T17	T33	T33	T5	T33	T33				
Bridgestone Invitational	T48	T61	T4	T29	T3	T23	T29				
Mexico Championship	T45	T58	T2	T66	T56	T31	T45				
HSBC Champions				T10	T6						
THE NORTHERN TRUST		T60	CUT	T70	T21	72			T66		
Dell Technologies Championship		CUT	CUT	T8	T25						
BMW Championship				T23	7						
TOUR Championship				23	3						

NATIONAL TEAMS: Presidents Cup (6), 2000, 2003, 2005, 2007, 2009, 2011; World Cup (5), 1993, 1995, 2000, 2001, 2007; Dunhill Cup (6), 1995, 1996, 1997, 1998, 1999, 2000.

Branden Grace

EXEMPT STATUS: 2015-16 tournament winner (through 2017-18)
FULL NAME: Branden John Grace
HEIGHT: 5-10
WEIGHT: 171
BIRTHDATE: May 20, 1988
BIRTHPLACE: Pretoria, South Africa
RESIDENCE: George, South Africa
FAMILY: Wife, Nieke
SPECIAL INTERESTS: Water sports, movies
TURNED PROFESSIONAL: 2007
JOINED TOUR: 2015

PGA TOUR VICTORIES (1):

2016 RBC Heritage.

INTERNATIONAL VICTORIES (10):

2010 Coca-Cola Charity Championship [SAf]. **2012** Joburg Open [Eur], Volvo Golf Champions [Eur], Volvo China Open [Eur], Vodacom Origins Final [SAf], Alfred Dunhill Links Championship [Eur]. **2015** Alfred Dunhill Championship [Eur], Commercial Bank Qatar Masters [Eur], Dimension Data Pro-Am [Saf]. 2016 Commercial Bank Qatar Masters [Eur]

2016-17 SEASON:

Advanced to the FedExCup Playoffs and missed the cut in the opening event, THE NORTHERN TRUST, to fall to No. 99 and sneak into the second event. Made 16 cuts in 20 starts, posting two top-10 results, including a season-best T6 at The Open Championship, where he set a new major championship 18-hole scoring record with a 62 in the third round at Royal Birkdale…After pairing with fellow South African Louis Oosthuizen and going unbeaten at the 2015 Presidents Cup in South Korea, again paired with Oosthuizen at Liberty National in the 2017 Presidents Cup to defeat Daniel Berger/Brooks Koepka 3 and 1 in the day one Foursomes match. Remained paired with Oosthuizen for losses in the next two matches before being split up and paired with Marc Leishman for a 3-and-2 loss to Brooks Koepka/Dustin Johnson in Saturday afternoon Four-ball match. Halved Sunday singles match with Dustin Johnson for a 1-2-2 record in his third Presidents Cup competition for the International Team…Followed up a third-round 8-under 62 (the lowest round ever recorded in a major championship) with a final-round even-par 70 to finish T6 at The Open Championship. Finished eight strokes behind Jordan Spieth. Prior to his finish at Royal Birkdale, a T20 in 2015 at St. Andrews marked his best finish of six previous Open Championship starts…Earned his first top-10 of the European Tour season with a T9 at the BMW PGA Championship…With a 6-under 66, held a one-stroke lead after 18 holes of the Valero Texas Open. Ensuing rounds of 73-70-73 at TPC San Antonio resulted in a T10 finish at 6-under 282 with Bud Cauley and Camilo Villegas.

PERSONAL:

A graduate of the Ernie Els and Fancourt Foundation, which recognizes and helps nurture the careers of young golfers… Grew up idolizing Tiger Woods…Played rugby, cricket and field hockey growing up, but decided to focus on golf when he turned 15…The best golf tip he's ever received is to just "keep it simple."…He is a patron of the South African Disabled Golf Association.

PLAYER STATISTICS

MISCELLANEOUS PGA TOUR STATISTICS
Career PGA TOUR Low Round/Round: 62–2017 The Open Championship/3
Largest Career PGA TOUR Paycheck/Finish: $1,062,000–2016 RBC Heritage/1
Career High FedExCup Rank: After 2016 Valero Texas Open/17
Career High Official World Rank: After 2016 Travelers Championship/10

PGA TOUR CAREER SUMMARY — PLAYOFF RECORD: 0-0

Year	Events Played	Cuts Made	1st	2nd	3rd	Top 10	Top 25	FedExCup Pts/ Rank	Earnings/ Rank
2009	1	1							$25,539/
2012	6	5					1		82,325/
2013	12	7					1		170,459/
2014	11	7					1		82,868/
2015	13	11			1	4	6		1,471,160/
2016	18	14	1			6	9	1,443/41	2,878,868/31
2017	20	16				2	7	640/80	1,315,054/82
Total	81	61	1		1	12	25		6,026,274

WEB.COM TOUR

Year	Events Played	Cuts Made	1st	2nd	3rd	Top 10	Top 25	Earnings/Rank
2014	3	1						$3,050/251
Total	3	1						3,050

*** Majors and World Golf Championships are considered official on multiple tours***

PGA TOUR TOP TOURNAMENT SUMMARY

Year	09	10	11	12	13	14	15	16	17
Masters					T18	CUT	CUT	CUT	T27
U.S. Open				T51	CUT		T4	T5	T50
The Open Championship	T43			T77	T64	T36	T20	T72	T6
PGA Championship				CUT	CUT	T46	3	T4	CUT
THE PLAYERS					T48		T42	T57	T48
Dell Technologies Match Play					T33	T33	T9	T18	T39
Bridgestone Invitational				T36	T65	T23	T17	T10	T28
Mexico Championship				T35	T49	T40	54	T23	T32
HSBC Champions				T62		T39		T5	T30
THE NORTHERN TRUST								CUT	CUT
Dell Technologies Championship								T41	T25
BMW Championship								T32	

NATIONAL TEAMS: Presidents Cup (3), 2013, 2015, 2017; World Cup (1), 2013.



Cody Gribble

EXEMPT STATUS: 2016-17 tournament winner (through 2018-19)
FULL NAME: William Cody Gribble
HEIGHT: 5-11
WEIGHT: 165
BIRTHDATE: September 20, 1990
BIRTHPLACE: Dallas, Texas
RESIDENCE: Dallas, Texas

FAMILY: Single
EDUCATION: University of Texas (2013, Corporate Communications)
SPECIAL INTERESTS: Fishing, hunting
TURNED PROFESSIONAL: 2013
JOINED TOUR: 2016-17
Web.com Tour Graduate (2016)

BEST PGA VICTORIES (1):

2017 Sanderson Farms Championship.

2016-17 SEASON:

Made the cut in 11 of 28 starts, with his rookie season highlighted by his first career PGA TOUR victory. Was one of 12 rookies to advance to the FedExCup Playoffs. Finished the season No. 87 in the FedExCup standings…Season ended following a T30 at the Dell Technologies Championship, the second FedExCup Playoffs event…En route to claiming a share of the first-round lead of The Honda Classic at 6-under 64, became the first player in tournament history to hit all 18 greens in regulation at PGA National. Finished in 70th after struggling the rest of the way with rounds of 76-71-80…Overcame a 1-over 73 in the first round of the Sanderson Farms Championship with a 9-under 63 in round two. Put an exclamation point on the week with a bogey-free, 7-under 65 in the final round to win by four strokes over Greg Owen and Luke List at 20-under 268. With the win, became the fourth player in the previous six years to make the Sanderson Farms Championship his first TOUR win and third consecutive, joining Nick Taylor in 2014 and Peter Malnati in 2015…In his first start as a rookie on the PGA TOUR and just seventh overall, opened with a bogey-free, 5-under 67 at the Safeway Open in the season's first event, before ultimately finishing T8 with four others. Was one of 14 rookies to make the cut and the lone rookie to finish in the top 10.

PERSONAL:

Became the second Texas Longhorn from the 2012 National Championship team to earn his PGA TOUR card following Jordan Spieth…Has a twin sister named Casey…Is involved with the Clayton Dabney Foundation and the Wounded Warrior Foundation…Would like to trade places with his grandfather for a day because "he's figured it all out."…Favorite teams are the Dallas Cowboys and the Texas Longhorns…While in college he worked at Brook Hollow GC mowing fairways and cutting holes.

PLAYER STATISTICS

MISCELLANEOUS PGA TOUR STATISTICS

Career PGA TOUR Low Round/Round: 63–2017 Sanderson Farms Championship/2
Largest Career PGA TOUR Paycheck/Finish: $756,000–2017 Sanderson Farms Championship/1
Career High FedExCup Rank: After 2017 Sanderson Farms Championship/3
Career High Official World Rank: After 2016 Zurich Classic of New Orleans/370

PGA TOUR CAREER SUMMARY — PLAYOFF RECORD: 0-0

Year	Events Played	Cuts Made	1st	2nd	3rd	Top 10	Top 25	FedExCup Pts/ Rank	Earnings/ Rank
2013	1								
2014	1	1					1		$98,598/
2015	4	2							34,229/
2017	28	11	1			2	4	614/87	1,305,554/85
Total	34	14	1			2	5		1,438,381

WEB.COM TOUR

Year	Events Played	Cuts Made	1st	2nd	3rd	Top 10	Top 25	Earnings/Rank
2013	1							
2015	24	16			1	5	11	$160,035/27
2016	24	9		1		2	6	89,326/53
Total	49	25		1	1	7	17	300,768

*** Majors and World Golf Championships are considered official on multiple tours***

PGA TOUR TOP TOURNAMENT SUMMARY

Year	14	15	16	17
U.S. Open	T21	CUT		
PGA Championship				T63
THE PLAYERS				T48
THE NORTHERN TRUST				CUT
Dell Technologies Championship				T30



Lanto Griffin (LON-toe)

EXEMPT STATUS: 34th on 2017 Web.com Tour priority list
FULL NAME: Lanto Maitreya Griffin
HEIGHT: 6-3
WEIGHT: 190
BIRTHDATE: June 15, 1988
BIRTHPLACE: Mount Shasta, California
RESIDENCE: Ponte Vedra Beach, Florida
FAMILY: Single
EDUCATION: Virginia Commonwealth University (2010, Marketing)
SPECIAL INTERESTS: Working out, cooking, hanging out with friends
TURNED PROFESSIONAL: 2010
JOINED TOUR: 2018
Web.com Tour Graduate (2017)

WEB.COM TOUR VICTORIES (1):

2017 Nashville Golf Open Benefitting the Snedeker Foundation.

PGA TOUR LATINOAMÉRICA VICTORIES (1):

2015 Roberto De Vicenzo Punta del Este Open Copa NEC.

2016-17 SEASON:

Finished the Web.com Tour season with 24 starts, one win and 16 cuts made. Was 34th in the final priority-ranking order. Secured his PGA TOUR card for the 2017-18 season with a 22nd-place finish on the 2017 Web.com Tour Regular Season money list…In the first Web.com Tour Finals event, the Nationwide Children's Hospital Championship, finished T8 at the Scarlet Course at Ohio State University for his third top-10 of the season…Notched his second top-10 of the season, and first since his Nashville Golf Open win, with a T6 effort at the Price Cutter Charity Championship… Became only the fourth player in Tour history – and first since 2004 – to win on the Web.com Tour after making the cut on the number at 2-under. Defeated Abraham Ancer with a 20-foot birdie putt on the first playoff hole at the Nashville Golf Open Benefitting the Snedeker Foundation for his first career Web.com Tour victory in his 13th start on Tour. Missed a 12-foot birdie putt on the 72nd hole to close it out in regulation. Tied the course record with a third-round 10-under 62 that included two chip-ins.

PERSONAL:

Played all four years at Virginia Commonwealth University with fellow professional Rafael Campos. The pair lived together in a small two-bedroom loft apartment a quarter-mile from campus…Favorite golf memory is playing 45 holes a day at his local nine-hole course every weekend… Dream foursome includes Ken Griffey Jr., Jimmy Fallon and Jerry Rice. Would like to be on "The Tonight Show Starring Jimmy Fallon" because "he is hysterical and talented."… Not many people know he has never eaten red meat and that his diet consists of fish and poultry…Is involved with the Boys & Girls Club of Roanoke Valley because he "enjoys helping local kids who need some guidance."…Was named after a spiritual master (Lord Lanto) and is very thankful for his balanced upbringing… When he was 12, his dad was diagnosed with terminal brain cancer. He started playing golf because that was the only sport his dad (who had been his basketball coach) could watch. He started playing at the 9-hole muni near his house. After his father passed, the course allowed him to play for free.

PLAYER STATISTICS

MISCELLANEOUS PGA TOUR STATISTICS
Career PGA TOUR Low Round/Round: 71–2011 The Greenbrier Classic/1
Career High Official World Rank: After 2017 Presidents Cup/331

PGA TOUR CAREER SUMMARY — PLAYOFF RECORD: 0-0

Year	Events Played	Cuts Made	1st	2nd	3rd	Top 10	Top 25	FedExCup Pts/ Rank	Earnings/ Rank
2011	2								
Total	2								

WEB.COM TOUR

Year	Events Played	Cuts Made	1st	2nd	3rd	Top 10	Top 25	Earnings/Rank
2015	1							
2017	24	16	1			3	9	$169,689/22
Total	25	16	1			3	9	224,037

*** Majors and World Golf Championships are considered official on multiple tours***



Emiliano Grillo (Gree-LO)

EXEMPT STATUS: 2015-16 tournament winner (through 2017-18)
FULL NAME: Emiliano Grillo
HEIGHT: 5-9
WEIGHT: 175
BIRTHDATE: September 14, 1992
BIRTHPLACE: Resistencia, Argentina
RESIDENCE: Bradenton, Florida
FAMILY: Wife, Macarena
SPECIAL INTERESTS: Fishing, Basketball, football
TURNED PROFESSIONAL: 2011
JOINED TOUR: 2015-16
Web.com Tour Graduate (2015)

PGA TOUR VICTORIES (1):
2016 Frys.com Open.

WEB.COM TOUR VICTORIES (1):
2015 Web.com Tour Championship.

PGA TOUR LATINOAMÉRICA VICTORIES (1):
2014 VISA Open de Argentina.

2016-17 SEASON:
Made 20 cuts in 25 starts while recording seven top-25 finishes (two top-10s), including a season-best T7 at the Arnold Palmer Invitational presented by Mastercard. Advanced to FedExCup Playoffs at No. 88 in the standings but finished No. 67 after third Playoffs event, the BMW Championship, to end his season…Selected by Nick Price, along with Anirban Lahiri, as a captain's pick for the 2017 Presidents Cup International Team. Went 0-3-0 in his debut at Liberty National, pairing with fellow rookie Si Woo Kim for a 5-and-4 loss to Jordan Spieth/Patrick Reed in the opening day Foursomes. After sitting out day two, paired with Jhonattan Vegas for a 2-and-1 loss to Kevin Kisner/Phil Mickelson in day three Foursomes before sitting out the afternoon match. Suffered a 6-and-4 defeat by Rickie Fowler in the anchor match in Sunday Singles…Along with Rafa Cabrera Bello and Stewart Cink, moved from outside the top 70 to inside that number (No. 62) at the Dell Technologies Championship to advance to the BMW Championship. After opening with rounds of 70-71-71, closed with a 5-under 66 to finish 22nd and secure his ticket to Chicago…Final-round 68 was one of just nine bogey-free rounds at the Arnold Palmer Invitational where he shared the first-round lead with Matthew Fitzpatrick (67) and was one off Charley Hoffman's 10-under 36-hole lead. His third-round 78, which ruined his chance to win…In his first start at the OHL Classic at Mayakoba, posted scores of 68-69-66-67--270 (-14) to finish T10 with Jhonattan Vegas and Adam Hadwin.

PERSONAL:
Born in Resistencia, Argentina, grew up playing the same course, Chaco GC, as Jose Coceres and Fabian Gomez…Picked up his first club at age 5 and also played basketball…Left Argentina at age 16 to attend the IMG Academy for golf in Bradenton, Fla…Member of famed "Class of 2011" and competed alongside Jordan Spieth, Justin Thomas, Daniel Berger, Xander Schauffele and Ollie Schniederjans during amateur golf days.

PLAYER STATISTICS

MISCELLANEOUS PGA TOUR STATISTICS
Career PGA TOUR Low Round/Round: 64–2015 RBC Canadian Open/1
Largest Career PGA TOUR Paycheck/Finish: $1,080,000–2016 Frys.com Open/1
Career High FedExCup Rank: After 2016 Frys.com Open/1
Career High Official World Rank: After 2017 OHL Classic at Mayakoba/23

PGA TOUR CAREER SUMMARY — PLAYOFF RECORD: 1-1

Year	Events Played	Cuts Made	1st	2nd	3rd	Top 10	Top 25	FedExCup Pts/ Rank	Earnings/ Rank
2012	1	1							$11,900/
2014	1	1							21,306/
2015	5	4		1		2	3		348,407/
2016	25	22	1	1		3	10	902/11	3,371,705/22
2017	25	20				2	7	812/67	1,567,015/71
Total	57	48	1	2		7	20		5,320,333

WEB.COM TOUR

Year	Events Played	Cuts Made	1st	2nd	3rd	Top 10	Top 25	Earnings/Rank
2011A	1							
2011	1							
2015	4	3	1	1		3	3	$283,667/8
Total	6	3	1	1		3	3	283,667

*** Majors and World Golf Championships are considered official on multiple tours***

PGA TOUR TOP TOURNAMENT SUMMARY

Year	15	16	17
Masters		T17	51
U.S. Open		T54	CUT
The Open Championship		T12	CUT
PGA Championship	T61	T13	CUT
THE PLAYERS		CUT	11
Dell Technologies Match Play		T38	T51
Bridgestone Invitational		T14	T50
Mexico Championship		T47	T52
HSBC Champions		T35	11
THE NORTHERN TRUST		T2	T29
Dell Technologies Championship		T33	22
BMW Championship		T32	T58
TOUR Championship		T10	

NATIONAL TEAMS: Presidents Cup (1), 2017; World Cup (1), 2013; Summer Olympics (1), 2016.

Bill Haas

EXEMPT STATUS: 35th in 2016-17 FedExCup point
FULL NAME: William Harlan Haas
HEIGHT: 6-2
WEIGHT: 185
BIRTHDATE: May 24, 1982
BIRTHPLACE: Charlotte, North Carolina
RESIDENCE: Greenville, South Carolina
FAMILY: Wife, Julie; William Harlan Jr. (2013); Harrison (2015)

EDUCATION: Wake Forest University (2004 Religious Studies)
SPECIAL INTERESTS: Basketball
TURNED PROFESSIONAL: 2004
Q SCHOOL: 2005
JOINED TOUR: 2006
Web.com Tour Alumnus

FEDEXCUP CHAMPION (1):
2011

PGA TOUR VICTORIES (6):
2010 Bob Hope Classic, Viking Classic. **2011** TOUR Championship by Coca-Cola. **2012** Northern Trust Open. **2013** AT&T National. **2015** Humana Challenge in partnership with the Clinton Foundation.

OTHER VICTORIES (2):
2004 CVS Charity Classic [with Jay Haas]. **2012** Umpqua Bank Challenge [with Jay Haas].

2016-17 SEASON:
Made 20 cuts in 25 starts. Recorded four top-10s en route to a 35th finish in the FedExCup standings, marking the 11th consecutive season he qualified for the FedExCup Playoffs…Posted scores of 71-69-71-70--283 (-3) to finish T53 at the BMW Championship and end his season ranked 35th in the FedExCup standings…Improved his score each day (71-70-68-65) en route to a T10 finish at the Dell Technologies Championship, finishing seven strokes behind champion Justin Thomas. Final-round 65 marked his second-lowest score in 46 rounds at TPC Boston, with a second-round 64 in his debut appearance in 2004 his best round. With the finish, moved to No. 30 in the standings and secured his ninth straight trip to the 70-player BMW Championship field…Finished T5 at the U.S. Open, his best result in 31 major championship appearances. Friday's 68 was first bogey-free round in 26 U.S. Open rounds at that point. Recorded just four bogeys all week, the fewest of any player, tying Payne Stewart (1991) and Rory McIlroy (2011), with four total holes over-par, for the fewest total holes over-par at a U.S. Open since 1991…Advanced out of Group Play at the World Golf Championships-Dell Technologies Match Play after defeating K.T. Kim in a six-hole sudden death playoff when both players had tied with two points. Holed a 40-yard chip-shot for par at the second hole to extend that playoff. Defeated Kevin Na (1 up) and Phil Mickelson (2 and 1) before losing to Jon Rahm (3 and 2) in semifinal. Defeated Hideto Tanihara (2 and 1) to win Consolation Match despite Tanihara making two eagles, including an ace at No. 7, during the match. Third was best finish in WGC event…In his second start of the season, finished T4 at the World Golf Championships-HSBC Champions, his best result in six starts in Shanghai, China.

PERSONAL:
Father, Jay, was the 1975 NCAA medalist and two-time All-American in the 1970s who went on to a highly successful PGA TOUR and PGA TOUR Champions…Uncle, Jerry, was also an All-America at Wake Forest, a TOUR player in the early 1990s and is the head coach of the Deacons…Great uncle, Bob Goalby, won the 1968 Masters…Hosts the annual Bill Haas Charity Classic in Greenville, S.C., to raise funds for the Barbara Stone Foundation and the SYNNEX Share the Magic program…First person to Tweet at him when he joined Twitter in February 2015 was former President Bill Clinton: "Tweeting is easier than birdie-ing! Welcome @BHaasGolf!"…The AJGA alum hosts the Haas Family Invitational, an all-boys junior event held at Sedgefield Country Club, home of the Wyndham Championship…Older brother, Jay, played golf at Augusta State and Monday-qualified for the 2006 Wachovia Championship to join father, Jay, and brother in the field.

PLAYER STATISTICS

MISCELLANEOUS PGA TOUR STATISTICS
Career PGA TOUR Low Round/Round: 62–2 times, most recent 2011 Bob Hope Classic/4
Largest Career PGA TOUR Paycheck/Finish: $1,440,000–2011 TOUR Championship by Coca–Cola/1
Career High FedExCup Rank: After 2011 TOUR Championship by Coca-Cola/1
Career High Official World Rank: After 2012 Northern Trust Open/12

PGA TOUR CAREER SUMMARY — PLAYOFF RECORD: 2-3

Year	Events Played	Cuts Made	1st	2nd	3rd	Top 10	Top 25	FedExCup Pts/ Rank	Earnings/ Rank
2002A	1								
2003A	2								
2004A	1	1							
2004	9	8				1	3		$315,259/
2005	6	4					2		159,586/
2006	30	19				1	7		887,024/99
2007	30	16			1	3	7	86,251/126	967,443/104
2008	31	18				2	10	97,762/73	1,000,939/104
2009	29	16			1	4	11	1,362/41	1,425,418/61
2010	25	18	2	1		4	8	1,565/31	2,905,136/20
2011	26	22	1	2		7	12	2,760/1	4,088,637/7
2012	23	18	1			3	8	1,471/32	2,349,951/33
2013	25	19	1		1	9	16	573/24	3,475,563/14
2014	28	27		1		5	17	655/16	2,841,521/26
2015	25	20	1			5	12	380/27	3,064,024/24
2016	24	19		1	1	6	10	1,285/46	2,390,199/39
2017	25	20			1	4	12	1,260/35	2,842,173/32
Total	340	245	6	5	5	54	135		28,712,873

WEB.COM TOUR

Year	Events Played	Cuts Made	1st	2nd	3rd	Top 10	Top 25	Earnings/Rank
2000A	1							
2004	3	1					1	$5,095/236
2005	22	19		1		5	13	195,378/23
Total	26	20		1		5	14	200,473

*** Majors and World Golf Championships are considered official on multiple tours***

PGA TOUR TOP TOURNAMENT SUMMARY

Year	03	04	05	06	07	08	09	10	11	12	13	14	15
Masters								T26	T42	T37	T20	T20	T12
U.S. Open	CUT	T40							T23	CUT	CUT	T35	CUT
The Open Championship								CUT	T57	T19	CUT	T51	CUT
PGA Championship								CUT	T12	T32	T25	T27	T65
THE PLAYERS					T72	CUT	CUT	T39	CUT	T25	CUT	T26	T4
Dell Technologies Match Play									T33	T33	T33	T17	T17
Bridgestone Invitational								T33	T63	T19	T7	T41	T25
Mexico Championship								T6	T31	T29	T43	T6	T7
HSBC Champions								T21	T42	10		T21	T48
THE NORTHERN TRUST					T48	T55	T24	T47	T24	CUT	T25	T15	T53
Dell Technologies Championship						T69	T15	T22	T61	T35	CUT	T9	T60
BMW Championship							T10	T30	T16	T45	T28	T16	T19
TOUR Championship									**1**		T24	16	26

Year	16	17
Masters	T24	T36
U.S. Open	T51	T5
The Open Championship	T9	CUT
PGA Championship	T56	T54
THE PLAYERS	T43	CUT
Dell Technologies Match Play	T9	3
Bridgestone Invitational	T38	T36
Mexico Championship	T49	T32
HSBC Champions		T4
THE NORTHERN TRUST	CUT	CUT
Dell Technologies Championship	T67	T10
BMW Championship	T32	T53

NATIONAL TEAMS: Presidents Cup (3), 2011, 2013, 2015. Walker Cup (1), 2003.



Chesson Hadley

EXEMPT STATUS: Leading Money Winner from Web.com Tour Regular Season Money List and Finals Combined Money List and Finals Money List
FULL NAME: Chesson Tyler Hadley
HEIGHT: 6-4
WEIGHT: 160
BIRTHDATE: July 5, 1987
BIRTHPLACE: Raleigh, North Carolina
RESIDENCE: Raleigh, North Carolina
FAMILY: Wife, Amanda; Hughes (10/25/13), Hollins (12/4/15)
EDUCATION: Georgia Tech (2010, Business Management)
SPECIAL INTERESTS: Jesus Christ, friends, fun
TURNED PROFESSIONAL: 2010
JOINED TOUR: 2013-14
Web.com Tour Graduate (2013, 2017)

PGA TOUR VICTORIES (1):

2014 Puerto Rico Open presented by seepuertorico.com.

WEB.COM TOUR VICTORIES (4):

2013 Rex Hospital Open, Web.com Tour Championship. **2017** LECOM Health Challenge, Albertsons Boise Open presented by Kraft Nabisco.

2016-17 SEASON:

Finished the Web.com Tour season with 19 starts, two wins, two runner-ups and 13 cuts made. Earned fully-exempt status on the PGA TOUR for the 2017-18 season after winning both the combined 2017 Web.com Tour Regular Season and Finals money list and the Finals money list, including an invitation to the 2018 PLAYERS Championship. Made eight starts on the PGA TOUR, making the cut in half, with a T25 at the John Deere Classic his best peformance…Carded the lowest final round of the day (6-under 65) to come from five shots back entering the day at the Albertsons Boise Open for his fourth career Web.com Tour victory with rounds of 67-68-68-65—268 (-16). Trailed by two shots with four holes to play but rolled in birdies on three of the last four holes to win by one shot for his second victory of the season. The five-shot, come-from-behind victory was the largest in the 28-year history of the tournament in Boise…Lost in a three-way playoff at the DAP Championship with Nicholas Lindheim and Rob Oppenheim after Lindheim holed a 35-foot birdie putt on the first playoff hole. Lipped out a putt on the 72nd hole to win outright. Moved up to No. 1 on the combined Regular Season and Finals money list and the Finals money list with the runner-up finish to lock up fully-exempt status on the PGA TOUR for the 2017-18 season…Had a chance to tie Ben Silverman with an eagle on the 72nd hole, at the Price Cutter Charity Championship, and hit his ball in the water. The bogey at the last dropped him to solo-third…Picked up his third Tour win at the LECOM Health Challenge and secured his PGA TOUR card. Carded a final-round 65 with a birdie on the 71st hole to finish one ahead of Beau Hossler at the end of regulation. Took the 54-hole lead by one shot with a third-round 64…Fell to Conrad Shindler on the first playoff hole at the Rex Hospital Open after three-putting for bogey. Forced a playoff with Shindler with a final-round 66 that included an eagle on the par-5 15th to tie the lead. Seized the first-round lead by one shot with a 7-under 64.

PERSONAL:

Likes to woodwork during his downtime…His dad introduced him to the game of golf. He began playing at age 6…Met wife, Amanda, in elementary school…If he could choose his last meal, it would include a Ruth's Chris filet, McDonald's French fries and Bojangles Chicken Supremes, with movie-theater popcorn for dessert…Known for "snapping" his fingers after clutch shots…Plays golf right-handed, but throws left-handed…Decompresses before or after a round by doing crossword puzzles…Voted "Most Comedic" in high school…Drives a Ford Raptor and hopes to one day own a bunch of land.

PLAYER STATISTICS

MISCELLANEOUS PGA TOUR STATISTICS
Career PGA TOUR Low Round/Round: 64/2015 AT&T Pebble Beach Pro-Am/1
Largest Career PGA TOUR Paycheck/Finish: $630,000–2014 Puerto Rico Open presented by seepuertorico.com/1
Career High FedExCup Rank: After 2018 Safeway Open/3
Career High Official World Rank: After 2014 Valero Texas Open/56

PGA TOUR CAREER SUMMARY — PLAYOFF RECORD: 0-0

Year	Events Played	Cuts Made	1st	2nd	3rd	Top 10	Top 25	FedExCup Pts/ Rank	Earnings/ Rank
2012	1								
2013	1								
2014	29	13	1			4	8	1,338/49	$1,703,316/58
2015	30	20				3	8	630/98	1,135,529/88
2016	27	13					4	293/159	503,993/152
2017	8	4					1	53/211	82,208/215
Total	96	50	1			7	21		3,425,046

WEB.COM TOUR

Year	Events Played	Cuts Made	1st	2nd	3rd	Top 10	Top 25	Earnings/Rank
2010	1							
2013	22	16	2	1	2	8	8	$305,999/3
2016	3	1					1	9,372/192
2017	19	13	2	2	1	6	10	264,350/9
Total	45	30	4	3	3	14	19	1,107,279

*** Majors and World Golf Championships are considered official on multiple tours***

PGA TOUR TOP TOURNAMENT SUMMARY

Year	14	15	16
The Open Championship	CUT		
PGA Championship	CUT	T61	
THE PLAYERS	CUT	T24	CUT
THE NORTHERN TRUST	70	CUT	
Dell Technologies Championship	T9	74	
BMW Championship	T12		

NATIONAL TEAMS: Palmer Cup (1), 2008.



Adam Hadwin

EXEMPT STATUS: 2016-17 tournament winner (through 2018-19)
FULL NAME: Adam Jerald Hadwin
HEIGHT: 5-8
WEIGHT: 165
BIRTHDATE: November 2, 1987
BIRTHPLACE: Moose Jaw, Saskatchewan, Canada
RESIDENCE: Abbotsford, British Columbia, Canada
FAMILY: Wife, Jessica
EDUCATION: University of Louisville (2009, Business Administration)
SPECIAL INTERESTS: Cooking, cars, finance
TURNED PROFESSIONAL: 2009
JOINED TOUR: 2014-15
Web.com Tour Graduate (2014)

PGA TOUR VICTORIES (1):

2017 Valspar Championship.

WEB.COM TOUR VICTORIES (2):

2014 Chile Classic, Chiquita Classic.

MACKENZIE TOUR VICTORIES (2):

2010 Desert Dunes Classic. **2011** Pacific Colombia Tour Championship.

2016-17 SEASON:

Advanced to the FedExCup Playoffs for a third consecutive season, making it to the season-finale TOUR Championship for the first time in his career, finishing No. 26 in the FedExCup. Made 21 cuts in 28 starts, including his first PGA TOUR victory at the Valspar Championship and a runner-up finish at the CareerBuilder Challenge, where he posted a 13-under 59 at La Quinta Country Club in the third round. Surpassed $3 million in a season for the first time…Made his Presidents Cup debut for the International Team at Liberty National after qualifying in the No. 10 and final position. Sat out the first day, but paired with Hideki Matsuyama in the day two Four-ball session to earn a half point against Jordan Spieth/Patrick Reed. Paired with Adam Scott for a 3-and-2 loss to Matt Kuchar/Dustin Johnson in Saturday morning Foursomes. Faced Phil Mickelson in the Sunday singles penultimate match, suffering a 2-and-1 defeat for a 0-2-1 record in a 19-11 loss for the International Team…As one of nine players in the field who made their World Golf Championships debut, finished T5 at the WGC–Bridgestone Invitational. Moved from No. 12 to No. 10 in the Presidents Cup International Team standings with his performance at Firestone CC while seeking to become the third Canadian to play in the Presidents Cup (Mike Weir, Graham DeLaet). One of five players with four sub-70 rounds at Firestone… Finished sixth at the Arnold Palmer Invitational, three strokes behind champion Marc Leishman. Was attempting to become the first player since Camilo Villegas (2008 BMW Championship/TOUR Championship) to win his first two tournaments in back-to-back weeks. The finish marked his fourth top-10 of the season, tying him for second-most this season through the first 18 events…Entered the 72nd hole at the Valspar Championship tied for the lead with Patrick Cantlay, but two-putted for par for his first career PGA TOUR victory. Became the 15th different Canadian to win on the PGA TOUR and only the second player in TOUR history to win on the Mackenzie Tour – PGA TOUR Canada, Web.com Tour and PGA TOUR, joining Mackenzie Hughes. Followed a first-round 3-under 68 with a 64 to take the 36-hole lead outright by one shot. Built his lead up to four shots after 54 holes with a third-round 67. Tied K.J. Choi for the 54-hole tournament record with a 10-under 199. In the final round, entered the Snake Pit with a two-shot lead over Cantlay, before his tee shot found the water on the 16th hole. A double bogey dropped him into a share of the lead. Made consecutive pars on 17 and 18 for the win after Cantlay bogeyed the 72nd hole. Finished the week second in Strokes Gained: Approach-The-Green (8.215) and fourth in Strokes Gained: Putting (6.864). Jumped to fourth in the FedExCup standings and inside the top 50 in the Official World Golf Ranking for the first time in his career…Playing La Quinta Country Club in round three of the CareerBuilder Challenge, reeled off 13 birdies and no bogeys to become part of history with a 13-under 59. In doing so, he became the first Canadian to achieve the feat, the second to do so at the CareerBuilder Challenge (David Duval/1999), fourth to post the score on a par-72 and eighth different player to post a score of sub-60. As a result of his third-round 59, took a one-stroke lead into the final round at 17-under 199. Closed with a 2-under 70 to finish alone in second, one stroke behind Hudson Swafford…After missing the cut in both previous starts at the OHL Classic at Mayakoba in 2014 and 2015, returned to El Camaleon GC in November where he posted scores of 67-66-70-67--270 (-14) to finish T10 with Emiliano Grillo and Jhonattan Vegas.

PERSONAL:

Grew up playing several sports, including golf, but baseball was his favorite. Despite being a Vancouver Canucks hockey fan, did not play hockey growing up…Bucket list includes skydiving, bungee jumping and visiting the Great Wall of China…Supports the C.H.I.L.D Foundation, supporting Crohn's disease research, an ailment his brother has…If he was not a professional golfer, would be a chef. Loves trying new things in the kitchen and creating new things to eat…Favorite college team is the Louisville Cardinals. From the professional ranks, he follows the Vancouver Canucks, Toronto Blue Jays and New England Patriots…Most people don't know that he is a Kentucky Colonel.

PLAYER STATISTICS

MISCELLANEOUS PGA TOUR STATISTICS

Career PGA TOUR Low Round/Round: 59–2017 CareerBuilder Challenge/3
Largest Career PGA TOUR Paycheck/Finish: $1,134,000–2017 Valspar Championship/1
Career High FedExCup Rank: After 2017 Puerto Rico Open/4
Career High Official World Rank: 2017 Arnold Palmer Invitational presented by Mastercard/44

PGA TOUR CAREER SUMMARY — PLAYOFF RECORD: 0-0

Year	Events Played	Cuts Made	1st	2nd	3rd	Top 10	Top 25	FedExCup Pts/ Rank	Earnings/ Rank
2010	1	1							$19,890/
2011	5	5				2	2		440,752/
2012	1								
2013	3	1							
2014	1	1							13,034/
2015	30	18				3	7	584/107	937,611/110
2016	27	20				2	6	748/85	1,067,809/100
2017	28	21	1	1		5	10	362/26	3,455,012/19
Total	96	67	1	1		12	25		5,934,109

WEB.COM TOUR

Year	Events Played	Cuts Made	1st	2nd	3rd	Top 10	Top 25	Earnings/Rank
2010	1	1						$5,387/215
2012	25	13			2	4	8	168,713/30
2013	21	11				2	6	76,182/66
2014	21	16	2	1	1	9	10	293,667/4
Total	68	41	2	1	3	15	24	785,074

*** Majors and World Golf Championships are considered official on multiple tours***

PGA TOUR TOP TOURNAMENT SUMMARY

Year	11	12	13	14	15	16	17
Masters							T36
U.S. Open	T39		CUT				T60
The Open Championship							CUT
PGA Championship							CUT
THE PLAYERS					CUT	T39	T30
Bridgestone Invitational							T5
THE NORTHERN TRUST					CUT	T64	CUT
Dell Technologies Championship						T46	T13
BMW Championship							T40
TOUR Championship							23

NATIONAL TEAMS: Presidents Cup (1), 2017; World Cup (1) 2016.

Brandon Hagy (Hay-ghee)

EXEMPT STATUS: 113th in 2016-17 FedExCup points
FULL NAME: Brandon Cardell Hagy
HEIGHT: 5-11
WEIGHT: 170
BIRTHDATE: March 21, 1991
BIRTHPLACE: Santa Monica, California
RESIDENCE: Westlake Village, California
FAMILY: Single
EDUCATION: University of California-Berkeley (2014, Business Administration, Haas School of Business)
SPECIAL INTERESTS: Fishing, hiking, camping, basketball
TURNED PROFESSIONAL: 2014
JOINED TOUR: 2016-17
Web.com Tour Graduate (2016)

BEST PGA TOUR CAREER FINISH:

T5—2017 RBC Canadian Open.

2016-17 SEASON:

PGA TOUR rookie advanced to the FedExCup Playoffs on the strength of six top-25 finishes in 25 starts through the Wyndham Championship…Missed the cut at THE NORTHERN TRUST, the first of four FedExCup Playoffs events, to end his season ranked 113th in the final standings…Shared first-round lead at RBC Canadian Open with Hudson Swafford after opening-round 65 (-7). Posted first top-10 and career-best finish in 33rd start on TOUR with a T5 at Glen Abbey following rounds of 65-68-69-68—270 (-18).

PERSONAL:

Cousin, Steve Hagy, is a West Point graduate and a First Lieutenant in the U.S. Army. Trains with cousin, Ryan Capretta, who founded Proactive Sports Performance in Westlake Village, Calif…Chose golf because "There is no better feeling than to win and succeed on the golf course under the heat of competition."…If not a golfer, would work at a private-equity firm in San Francisco…Biggest thrill outside of golf is "catching a huge trout in a stream up in the mountains."…Follows University of California sports teams and the Los Angeles Lakers…Enjoys the Zac Brown Band, Mexican food and anything involving breakfast…Motto is "It always seems impossible until someone does it."…Not many people know "I played quarterback in football."…Bucket list include sky diving, backpacking the Pacific Crest Trail and visiting the Great Wall in China…Charities involved with include Special Olympics and Planet Hope…Would like to be featured in the Wall Street Journal should running a successful career be in his near or distant future…Perfect morning on a day off is a cup of coffee, with the Wall Street Journal in hand.

PLAYER STATISTICS

MISCELLANEOUS PGA TOUR STATISTICS

Career PGA TOUR Low Round/Round: 64–2017 The Honda Classic/3
Largest Career PGA TOUR Paycheck/Finish: $219,000–2017 RBC Canadian Open/T5
Career High FedExCup Rank: After 2017 Safeway Open/35
Career High Official World Rank: After 2017 PGA Championship/221

PGA TOUR CAREER SUMMARY — PLAYOFF RECORD: 0-0

Year	Events Played	Cuts Made	1st	2nd	3rd	Top 10	Top 25	FedExCup Pts/ Rank	Earnings/ Rank
2015	8	2					1		$77,111/
2016	2	2							33,226/
2017	26	17				1	6	419/113	861,227/116
Total	36	21				1	7		971,565

WEB.COM TOUR

Year	Events Played	Cuts Made	1st	2nd	3rd	Top 10	Top 25	Earnings/Rank
2014	3	1						$2,730/221
2015	7	4					2	22,514/133
2016	19	11			1	5	7	158,966/19
Total	29	16			1	5	9	203,210

*** Majors and World Golf Championships are considered official on multiple tours***

PGA TOUR TOP TOURNAMENT SUMMARY

Year	15	16	17
U.S. Open	CUT		
THE NORTHERN TRUST			CUT

James Hahn (HONN)

EXEMPT STATUS: 2015-16 tournament winner (through 2017-18)
FULL NAME: James Hahn
HEIGHT: 6-1
WEIGHT: 180
BIRTHDATE: November 2, 1981
BIRTHPLACE: Seoul, South Korea
RESIDENCE: Scottsdale, Arizona

FAMILY: Wife, Stephanie; Kailee (3/1/15)
EDUCATION: University of California-Berkeley (2003, American Studies)
SPECIAL INTERESTS: Poker, fantasy football
TURNED PROFESSIONAL: 2003
JOINED TOUR: 2013
Web.com Tour Graduate (2012)

PGA TOUR VICTORIES (2):

2015 Northern Trust Open. **2016** Wells Fargo Championship.

WEB.COM TOUR VICTORIES (1):

2012 The Rex Hospital Open.

MACKENZIE TOUR VICTORIES (2):

2009 TELUS Edmonton Open, Riviera Nayarit Classic.

2016-17 SEASON:

Made the cut in 20 of 28 starts during the 2016-17 season, with four top-10 finishes and a season-best third-place finish at the AT&T Byron Nelson…For the third consecutive season, advanced to the third FedExCup Playoffs event, finishing T33 at the BMW Championship and ending the season No. 68 in the FedExCup standings…Stormed home with a birdie-birdie-birdie-eagle finish in the final round at Glen Abbey to slide into a T10 result at the RBC Canadian Open…Reeled off five consecutive birdies on two occasions (Nos. 3-7 and 11-15) in the third round of the Memorial Tournament. Along with three bogeys (Nos. 2, 16 and 17), he posted a 7-under 65 to match the low round of the week. With final-round 69, finished T6 at 8-under 280…Opened the AT&T Byron Nelson with a 6-under 64, sharing the lead with Ricky Barnes. Closed with rounds of 70-64-71 to finish solo-third, one stroke out of the Billy Horschel-Jason Day playoff. Both 64s in rounds one and three were bogey-free, helping him carry a one-stroke lead into the final round. Made a valiant effort on the final hole, almost holing his approach from 121 yards, with the ball spinning back to catch the hole and finish four feet away. He holed the putt to finish 11-under and miss the playoff by a single stroke. Had entered the final round with a one-stroke lead, marking the sixth time in the last 10 years that the 54-hole leader/co-leader failed to win the event. Represented his second top-five finish in Las Colinas, having finished T5 in his inaugural start in 2014…In his second start of the season, made nine birdies in round two of the CIMB Classic to post an 8-under 64 en route to claiming solo possession of ninth place at TPC Kuala Lumpur.

PERSONAL:

Non-golf related jobs held include assistant account executive with an advertising company and shoe salesman at Nordstrom…Favorite professional sports teams are the Oakland A's, Oakland Raiders, Golden State Warriors and San Jose Sharks. Favorite movies are "anything with The Rock." Favorite shows are Shark Tank and "anything on HGTV."…Lucky charm is a car-wash coin used to mark his ball…Loves art and visiting art galleries and museums…Not many people know that he cuts his own hair…Has aspirations to own his own business.

PLAYER STATISTICS

MISCELLANEOUS PGA TOUR STATISTICS

Career PGA TOUR Low Round/Round: 62–2 times, most recent 2013 Waste Management Phoenix Open/4
Largest Career PGA TOUR Paycheck/Finish: $1,314,000–2016 Wells Fargo Championship/1
Career High FedExCup Rank: After 2015 Northern Trust Open/8
Career High Official World Rank: After 2016 AT&T Byron Nelson/52

PGA TOUR CAREER SUMMARY — PLAYOFF RECORD: 2-0

Year	Events Played	Cuts Made	1st	2nd	3rd	Top 10	Top 25	FedExCup Pts/ Rank	Earnings/ Rank
2012	1								
2013	26	13			1	2	4	480/110	$853,507/98
2014	27	14				2	3	456/123	735,259/123
2015	28	19	1			2	5	1,202/51	2,064,783/42
2016	26	16	1			3	5	1,452/39	2,367,521/40
2017	28	20			1	4	8	801/68	1,841,314/56
Total	136	82	2		2	13	25		7,862,385

WEB.COM TOUR

Year	Events Played	Cuts Made	1st	2nd	3rd	Top 10	Top 25	Earnings/Rank
2010	28	18			1	5	11	$196,475/29
2011	25	16				1	8	88,186/67
2012	24	14	1	2		5	8	337,530/5
Total	77	48	1	2	1	11	27	622,191

*** Majors and World Golf Championships are considered official on multiple tours***

PGA TOUR TOP TOURNAMENT SUMMARY

Year	12	13	14	15	16	17
Masters				CUT		T48
U.S. Open	CUT				T49	
The Open Championship				CUT	T68	T74
PGA Championship				CUT	T70	T13
THE PLAYERS		T62	CUT	T30	T43	CUT
Bridgestone Invitational				T42	41	
THE NORTHERN TRUST		CUT	CUT	T58	CUT	CUT
Dell Technologies Championship				CUT	T5	T75
BMW Championship				T32	T24	T33



Brandon Harkins

EXEMPT STATUS: 44th on 2017 Web.com Tour priority list
FULL NAME: Brandon Daniel Harkins
HEIGHT: 6-0
WEIGHT: 185
BIRTHDATE: July 13, 1986
BIRTHPLACE: Lafayette, California
RESIDENCE: Scottsdale, Arizona
FAMILY: Wife, Rachel

EDUCATION: California State University-Chico (2010, Psychology)
SPECIAL INTERESTS: Hunting, fishing, skiing
TURNED PROFESSIONAL: 2010
JOINED TOUR: 2018
Web.com Tour Graduate (2017)

BEST PGA TOUR CAREER FINISH:

T59—2016 U.S. Open.

2016-17 SEASON:

Finished the Web.com Tour season with 25 starts, four top-10s and 15 cuts made. Was 44th in the final priority-ranking order. Secured his PGA TOUR card for the 2017-18 season with a 21st-place finish on the 2017 Web.com Tour Regular Season money list…Earned a T8 at the Price Cutter Charity Championship…Posted a career-best runner-up finish at the Ellie Mae Classic to move inside the top 25 on the Regular Season money list with three events remaining. Missed a 12-foot birdie putt on the 72nd hole to force a playoff…Birdied the final two holes at Le Triomphe G&CC for a T9 at the Chitimacha Louisiana Open…Held a share of the 54-hole lead at the Club Colombia Championship by Servientrega. In the final round, stood on the 11th tee with a three-stroke lead before posting three bogeys over his final eight holes on his way to a T3 finish. Missed a 15-foot birdie try on the 72nd hole that would have put him in a playoff.

PERSONAL:

Took a year off between high school and college to travel abroad in Australia and New Zealand on his own…Favorite sports teams are the Bay Area teams - San Francisco Giants, Golden State Warriors, and San Francisco 49ers…Would like to be featured in Field and Stream for "catching the world's record bass."

PLAYER STATISTICS

MISCELLANEOUS PGA TOUR STATISTICS

Career PGA TOUR Low Round/Round: 68–2018 Safeway Open/4
Largest Career PGA TOUR Paycheck/Finish: $161,200–2018 Safeway Open/T9
Career High FedExCup Rank: After 2018 Safeway Open/9
Career High Official World Rank: After 2018 Safeway Open/362

PGA TOUR CAREER SUMMARY — PLAYOFF RECORD: 0-0

Year	Events Played	Cuts Made	1st	2nd	3rd	Top 10	Top 25	FedExCup Pts/ Rank	Earnings/ Rank
2016	1	1							$24,525/
Total	1	1							24,525

WEB.COM TOUR

Year	Events Played	Cuts Made	1st	2nd	3rd	Top 10	Top 25	Earnings/Rank
2013	1							
2014	1							
2017	25	15		1	1	4	6	$172,162/21
Total	27	15		1	1	4	6	180,615

*** Majors and World Golf Championships are considered official on multiple tours***

PGA TOUR TOP TOURNAMENT SUMMARY

Year	16
U.S. Open	T59

Brian Harman

EXEMPT STATUS: 2016-17 tournament winner (through 2018-19)
FULL NAME: Brian Eric Harman
HEIGHT: 5-7
WEIGHT: 150
BIRTHDATE: January 19, 1987
BIRTHPLACE: Savannah, Georgia

RESIDENCE: St. Simons Island, Georgia
FAMILY: Wife, Kelly; Cooper Marie (6/8/2016)
EDUCATION: University of Georgia (2009, Finance)
SPECIAL INTERESTS: Hunting, fishing, outdoors
TURNED PROFESSIONAL: 2009
JOINED TOUR: 2012

PGA TOUR VICTORIES (2):

2014 John Deere Classic. **2017** Wells Fargo Championship.

2016-17 SEASON:

Collected seven top-10 finishes in 26 starts through the Wyndham Championship, highlighted by his second career PGA TOUR victory at the Wells Fargo Championship. Advanced to each of the four FedExCup Playoffs events for the first time, before ending his season ranked a career-best 25th in the FedExCup standings…Advanced to the TOUR Championship for the first time, where he posted scores of 72-70-71-70--283 (+3) to finish T24 and end his season ranked a career-best 25th in the FedExCup standings…After making the cut on the number after round two, the 2014 John Deere Classic winner followed an 8-under 63 in round three with a 67 in Sunday's final round to finish T10 with J.J. Henry at 14-under 270. Opened the final round birdie-eagle en route to the 67…Shared the 36-hole lead with Paul Casey, Hideki Matsuyama and Tommy Fleetwood at the U.S. Open. Also held the solo 54-hole lead at 12-under before recording a final-round 72 at Erin Hills to finish T2. Was seeking to become the first left-hander to win the U.S. Open, the only major championship without a left-handed winner…Closed with a 5-under 65 to finish T7 at the DEAN & DELUCA Invitational, four strokes behind champion and fellow Georgia Bulldog Kevin Kisner. Marked his 10th top-25 finish in 19 starts during the season, tying his record high from the 2015-16 Season. After missing the cut in his first start at Colonial, has since reeled off four top-30 finishes at the event, led by his T7 in 2017 and T10 in 2015…Beginning the final round of the Wells Fargo Championship two strokes back, birdied the 71st and 72nd holes to claim his second career PGA TOUR win in his 172nd career PGA TOUR start at the age of 30 years, 3 months, 18 days. Sealed with a 28'4" birdie putt on 18, won by a stroke over Dustin Johnson and Pat Perez. Became the sixth left-handed player to capture multiple wins on the PGA TOUR…Finished T9 at the RBC Heritage, four strokes behind champion Wesley Bryan. Marked his seventh top-25 finish of the season…At the Farmers Insurance Open, overcame a 1-over 73 in round three with a 4-under 68 in the final round, highlighted by an eagle-3 at the 72nd hole. Had just two feet for the eagle at the last hole after lacing a 3-wood from 240 yards. Finished at 8-under 280 with four others at T9…Three days after his 30th birthday on January 19, posted a 3-under 69 in the final round of the CareerBuilder Challenge to finish T3 with Bud Cauley at 18-under 270. Made eight birdies and one bogey on the PGA WEST Stadium Course in round two to post a 7-under 65, his low round of the week. Playing in the penultimate group, waited on the green to congratulate fellow University of Georgia alum Hudson Swafford on his win.

PERSONAL:

Golf is the only thing he does left-handed…Biggest thrill outside golf is bow hunting…Always uses a quarter to mark his ball…Follows all Atlanta pro teams and the Georgia Bulldogs…All family members are world-class scuba divers and spear fishers.

PLAYER STATISTICS

MISCELLANEOUS PGA TOUR STATISTICS
Career PGA TOUR Low Round/Round: 61–2012 The Honda Classic/2
Largest Career PGA TOUR Paycheck/Finish: $1,350,000–2017 Wells Fargo Championship/1
Career High FedExCup Rank: After 2014 Frys.com Open/6
Career High Official World Rank: After 2017 Wyndham Championship/26

PGA TOUR CAREER SUMMARY — PLAYOFF RECORD: 0-0

Year	Events Played	Cuts Made	1st	2nd	3rd	Top 10	Top 25	FedExCup Pts/ Rank	Earnings/ Rank
2004A	2	1							
2006A	1								
2010	1								
2012	30	21				1	9	1,122/51	$1,146,448/87
2013	29	15			1	2	6	578/94	909,759/92
2014	32	23	1		1	6	8	1,571/36	2,414,334/34
2015	29	16			1	3	8	1,135/57	1,548,352/65
2016	31	21				2	10	1,187/53	1,299,801/82
2017	30	22	1	1	1	7	14	364/25	4,396,470/10
Total	185	119	2	1	4	21	55		11,715,164

WEB.COM TOUR

Year	Events Played	Cuts Made	1st	2nd	3rd	Top 10	Top 25	Earnings/Rank
2010	3	1					1	$6,258/204
2011	3	2					1	7,372/191
Total	6	3					2	13,630

*** Majors and World Golf Championships are considered official on multiple tours***

PGA TOUR TOP TOURNAMENT SUMMARY

Year	12	13	14	15	16	17
Masters				CUT		
U.S. Open	CUT			CUT		T2
The Open Championship			T26	CUT		CUT
PGA Championship			T40	CUT		T13
THE PLAYERS	T51	CUT	CUT	T8	T54	T53
Bridgestone Invitational			65			T50
THE NORTHERN TRUST	T5	CUT	T57	T30	T22	CUT
Dell Technologies Championship	T74	CUT	T65	T12	T24	T65
BMW Championship	T41		T43	T53	T13	T40
TOUR Championship						T24

NATIONAL TEAMS: Walker Cup (2), 2005, 2009; Palmer Cup (1), 2007.



Padraig Harrington (PAW-draig)

EXEMPT STATUS: Minor Medical Extension
FULL NAME: Padraig Peter Harrington
HEIGHT: 6-1
WEIGHT: 190
BIRTHDATE: August 31, 1971
BIRTHPLACE: Dublin, Ireland
RESIDENCE: Dublin, Ireland
FAMILY: Wife, Caroline; Patrick (2003), Ciaran (2007)

EDUCATION: Dublin Business College
SPECIAL INTERESTS: Family, movies, all sports
TURNED PROFESSIONAL: 1995
JOINED TOUR: 2003

PGA TOUR VICTORIES (6):

2005 The Honda Classic, Barclays Classic. **2007** The Open Championship. **2008** The Open Championship, PGA Championship. **2015** The Honda Classic.

INTERNATIONAL VICTORIES (20):

1996 Peugeot Spanish Open [Eur], **1998** Irish PGA, **2000** Brazil Sao Paulo 500 Years Open [Eur], **2000** BBVA Open Turespana Masters Comunidad de Madrid [Eur], **2001** Volvo Masters [Eur], **2002** Dunhill Links Championship [Eur], **2002** BMW Asian Open [Asia], **2003** Deutsche Bank-SAP Open TPC of Europe [Eur], **2003** Omega Hong Kong Open [Eur], **2004** Irish PGA, **2004** Linde German Masters [Eur], **2005** Irish PGA, **2006** Alfred Dunhill Links Championship [Eur], 2006 Dunlop Phoenix [Jpn], **2007** Irish Open [Eur], **2008** Irish PGA, **2009** Irish PGA, **2010** Iskandar Johor Open [Asia], **2014** Bank BRI Indonesia Open [Asia], **2016** Portugal Masters [Eur]

OTHER VICTORIES (2):

1997 World Cup [with Paul McGinley]. **2002** Target World Challenge.

2016-17 SEASON:

Season limited to just 11 starts due to a shattered elbow injury suffered while giving a lesson to an amateur golfer. Ended the season No. 200 on the FedExCup points list. Will play the 2017-18 season on a Minor Medical Extension, with nine starts available to earn 283 points (coupled with 82 points he earned during the season) to equal No. 125 J.J. Henry's 365-point total on the 2017 FedExCup points list. Should he do so, will retain eligibility through the end of the season…Finished T17 at the Travelers Championship for the best of his four made cuts.

PERSONAL:

Completed accountancy exams before turning professional…Second cousin of former NFL quarterback Joey Harrington…Distant cousin of poker player Dan Harrington…Received an honorary degree from the University of St. Andrews just prior to the 2010 Open Championship. Other honorary degrees have come from Maynooth University of Ireland, Fellowship of the Royal College of Surgeons and John Morris University (Liverpool)…Is an ambassador for Special Olympics, R&A's Working for Golf program and Golf Ireland…Represented Ireland at the 2016 Olympic Games in Rio and said "I'm an Olympian now and no one can ever take that away from me."…Charity is Padraig Harrington Charitable Foundation. Also supports the Make-a-Wish Foundation.

PLAYER STATISTICS

MISCELLANEOUS PGA TOUR STATISTICS

Career PGA TOUR Low Round/Round: 61–2012 Transitions Championship/1
Largest Career PGA TOUR Paycheck/Finish: $1,542,450–2007 The Open Championship/1
Career High FedExCup Rank: After 2008 THE TOUR Championship presented by Coca-Cola/4
Career High Official World Rank: After 2009 AT&T Pebble Beach National Pro-Am/3

PGA TOUR CAREER SUMMARY — PLAYOFF RECORD: 3-1

Year	Events Played	Cuts Made	1st	2nd	3rd	Top 10	Top 25	FedExCup Pts/ Rank	Earnings/ Rank
1996	1	1					1		$24,025/232
1997	3	1				1	1		104,719/166
1998	3	2							23,352/238
1999	4	4					2		51,491/224
2000	8	7				2	4		265,313/
2001	9	8				1	2		240,426/
2002	9	9				4	7		806,797/
2003	11	9		1		3	7		961,235/
2004	12	11		2		5	7		1,882,276/
2005	15	11	2			4	6		2,615,731/14
2006	15	12		1		3	6		1,339,675/68
2007	18	15	1			3	9	96,025/29	2,658,283/21
2008	15	12	2		1	6	9	101,113/50	4,313,551/8
2009	20	14		2		6	9	2,050/7	2,628,377/20
2010	18	12			1	5	7	772/73	1,381,453/64
2011	18	14				3	4	625/89	802,839/107
2012	18	16				3	11	1,213/43	1,546,272/53
2013	17	10				3	4	345/130	711,244/116
2014	16	7					1	116/188	169,175/187
2015	21	9	1			1	2	610/103	1,330,852/73
2016	16	11				1	4	393/139	654,929/135
2017	11	4					1	82/200	171,407/202
Total	278	199	6	6	2	54	104		24,683,420

*** Majors and World Golf Championships are considered official on multiple tours***

PGA TOUR TOP TOURNAMENT SUMMARY

Year	96	97	98	99	00	01	02	03	04	05	06	07	08
Masters					T19	T27	T5	CUT	T13	CUT	T27	T7	T5
U.S. Open		CUT	T32		T5	T30	T8	T10	T31	CUT	5	CUT	T36
The Open Championship	T18	T5	CUT	29	T20	T37	T5	T22	CUT		CUT	**1**	**1**
PGA Championship		CUT			T58	CUT	T17	T29	T45	CUT	CUT	T42	**1**
THE PLAYERS						T33	T22	T2	2	T63	CUT	T52	CUT
Dell Technologies Match Play					T33	T33	T33	T17	T5	T17	T5	T17	T17
Bridgestone Invitational				T12	T27	T17	T47	T39	74	T24	T27	T14	T20
Mexico Championship				T30	T5	CNL	21	T6	T6	67	T17	T19	
THE NORTHERN TRUST												T35	CUT
Dell Technologies Championship												CUT	CUT
BMW Championship													T55
TOUR Championship												T11	

Year	09	10	11	12	13	14	15	16	17
Masters	T35	CUT	CUT	T8	CUT		CUT		
U.S. Open	CUT	T22	T45	T4	T21				
The Open Championship	T65	CUT	CUT	T39	T54	CUT	T20	T36	CUT
PGA Championship	T10	CUT	T64	T18	CUT	CUT	CUT	T13	CUT
THE PLAYERS	T49	CUT	CUT	CUT	T75		T42	CUT	
Dell Technologies Match Play	T33	T33	T33		T33				
Bridgestone Invitational	T2	T9	T59				T70		
Mexico Championship	T20	T3	T10		T39				
HSBC Champions	T25	T16							
THE NORTHERN TRUST	T2	T47	T13	T19			CUT		
Dell Technologies Championship	T4	CUT	73	59					
BMW Championship	T6			T16					
TOUR Championship	T4								

NATIONAL TEAMS: Ryder Cup (6), 1999, 2002, 2004, 2006, 2008, 2010; World Cup (11), 1996, 1997, 1998, 1999, 2000, 2001, 2002, 2003, 2004, 2005, 2006; Summer Olympics (1), 2016; Seve Trophy (4), 2000, 2002, 2003, 2005; Dunhill Cup (5), 1996, 1997, 1998, 1999, 2000.



Tyrrell Hatton

EXEMPT STATUS: Top 125 Non-Member
FULL NAME: Tyrrell Hatton
HEIGHT: 5-9
WEIGHT: 161
BIRTHDATE: October 14, 1991
BIRTHPLACE: High Wycombe, Buckinghamshire, England
RESIDENCE: Marlow, Buckinghamshire, England
FAMILY: Single
SPECIAL INTERESTS: Movies, reading
TURNED PROFESSIONAL: 2011

BEST PGA TOUR CAREER FINISH:

T4—2017 The Honda Classic, Arnold Palmer Invitational presented by Mastercard.

INTERNATIONAL VICTORIES (3):

2016 Alfred Dunhill Links Championship [Eur], 2017 Alfred Dunhill Links Championship, 2017 Italian Open.

2016-17 SEASON:

Made eight cuts in 13 starts on PGA TOUR but accepted Special Temporary Membership by earning enough FedExCup non-member points with three consecutive top-10s (T4/The Honda Classic, 10/WGC-Mexico Championship, T4/Arnold Palmer Invitational presented by MasterCard) early in the season making him eligible for unlimited sponsor exemptions. On the European Tour, defended his Alfred Dunhill Links Championship title for his second career victory and won the Italian Open for his third European Tour title the very next week. Will play out of the Top-125 Non-Member category for the 2017-18 PGA TOUR Season…Birdied the 72nd hole, sinking a 15-foot putt, to win the Italian Open in Milan and secure back-to-back European Tour titles. Carded six birdies - including five on the back nine - in a flawless final-round 65 to win his first Rolex Series event. Seemed the tournament would be decided in a playoff, with clubhouse leaders Ross Fisher and Kiradech Aphibarnrat alongside Hatton on 20-under par as he stood at the 18th tee, before final-hole birdie clinched the title. Began the final round two strokes behind overnight leader Matt Wallace, who finished alone in fourth. Sat four strokes back at the turn after posting just one birdie on the front nine. Caught fire on the back nine with four consecutive birdies from No. 12 to jump into contention. Made pars at the 16th and 17th holes before winning his third European Tour title with birdie at the final hole…Became the first player to successfully defend the Alfred Dunhill Links Championship, holding off a charge from Ross Fisher, who broke the Old Course record on a historic day at St. Andrews. Entered the day with a five-shot lead and extended his bogey-free run to 55 holes as he got to 24-under and finished three shots ahead of fellow Englishman Fisher. Took home the trophy with rounds of 68-65-65-66 for his second European Tour title, becoming just the fourth man after Curtis Strange, Trevor Immelman and Thongchai Jaidee to successfully defend a trophy for his first two wins. Also became just the second player to win the Alfred Dunhill Links Championship twice after Padraig Harrington…With his T4 finish at the Arnold Palmer Invitational, highlighted by a third-round 5-under 67, moved from a season total of 217 to 340 non-member FedExCup points, enough to earn Special Temporary Membership on the PGA TOUR…Posted another top-10 finish in his first appearance at the World Golf Championships-Mexico Championship with a solo-10th showing…Playing on a sponsor exemption, recorded his best career finish on the PGA TOUR with a T4 at The Honda Classic. Entered the final round in solo-second at 9-under, four shots back of Rickie Fowler's 54-hole lead, but struggled Sunday at PGA National with a 2-over 72.

PERSONAL:

Favorites vacation spot is the Maldives and his favorite team is Liverpool…Began playing golf at age 3, learning the game at a local par-3 course. Decided he wanted to be a European Tour player when he attended the BMW PGA Championship at Wentworth Club. Attended the event numerous times, traveling 30 minutes from his home in Marlow.

PLAYER STATISTICS

MISCELLANEOUS PGA TOUR STATISTICS

Career PGA TOUR Low Round/Round: 65–2016 Travelers Championship/2
Largest Career PGA TOUR Paycheck/Finish: $382,800–2017 Arnold Palmer Invitational presented by Mastercard/T4
Career High FedExCup Rank: After 2017 Arnold Palmer Invitational presented by Mastercard/80
Career High Official World Rank: After 2017 Arnold Palmer Invitational presented by Mastercard/14

PGA TOUR CAREER SUMMARY — PLAYOFF RECORD: 0-0

Year	Events Played	Cuts Made	1st	2nd	3rd	Top 10	Top 25	Earnings/Rank
2010A	1							
2013	1							
2014	1							
2015	2	1					1	$74,600/
2016	5	4				2	3	627,288/
2017	13	8				3	5	695,750/
Total	23	13				5	9	1,397,638

*** Majors and World Golf Championships are considered official on multiple tours***

PGA TOUR TOP TOURNAMENT SUMMARY

Year	10	11	12	13	14	15	16	17
Masters								CUT
U.S. Open								CUT
The Open Championship	CUT			CUT	CUT	CUT	T5	CUT
PGA Championship						T25	T10	CUT
THE PLAYERS								T41
Dell Technologies Match Play								T17
Bridgestone Invitational								T36
Mexico Championship								10
HSBC Champions							T54	T23

David Hearn (HURN)

EXEMPT STATUS: 128th in 2016-17 FedExCup points
FULL NAME: David Geoffrey Hearn
HEIGHT: 6-1
WEIGHT: 170
BIRTHDATE: June 17, 1979
BIRTHPLACE: Brampton, Ontario, Canada
RESIDENCE: Brantford, Ontario, Canada

FAMILY: Wife, Heather; Ella (6/21/12), Evan (10/27/14), Hudson (4/5/17)
EDUCATION: University of Wyoming (2008, Psychology)
SPECIAL INTERESTS: Mountain biking, hockey
TURNED PROFESSIONAL: 2001
Q SCHOOL: 2004
JOINED TOUR: 2005
Web.com Tour Graduate (2010)

BEST PGA TOUR CAREER FINISH:
T2—2013 John Deere Classic, 2015 The Greenbrier Classic.

WEB.COM TOUR VICTORIES (1):
2004 Alberta Classic.

MACKENZIE TOUR VICTORIES (1):
2004 Times Colonist Open.

2016-17 SEASON:
Made the cut in 17 of 29 starts, with two top-10 finishes. Finished No. 128 in the FedExCup standings, snapping a streak of six consecutive trips to the FedExCup Playoffs…Posted back-to-back top-10s with a T8 in the Travelers Championship, following a T10 in his last start at the FedEx St. Jude Classic…Posted his first top-10 finish of the season at the FedEx St. Jude Classic, finishing T10.

PERSONAL:
Hosts the annual David Hearn Charity Golf Classic, which has provided charitable contributions to the Alzheimer Society since 2012…Earned his degree at the University of Wyoming in the spring of 2008 after completing the last of the three courses he was lacking toward his degree plan…Was voted 2015 Canadian Male Professional of the Year by the Golf Journalists' Association of Canada…Loves hockey; favorite team is the Toronto Maple Leafs…Founded the David Hearn Foundation in 2015 with a focus on supporting the Alzheimer's Society of Canada; Alzheimer's disease has impacted both his family and his wife's…Partnered with Rockway Vineyards in 2015 to develop a special edition wine collection under The David Hearn Foundation label, with a portion of the proceeds benefiting the foundation and the Alzheimer Society of Canada…Rockway's golf course became host to the David Hearn Junior Open, an event launched in conjunction with the Canadian Junior Golf Association…Visit www.davidhearn.ca for more information…Follow him on Twitter @HearnDavid.

PLAYER STATISTICS

MISCELLANEOUS PGA TOUR STATISTICS
Career PGA TOUR Low Round/Round: 64–9 times, most recent 2016 The RSM Classic/1
Largest Career PGA TOUR Paycheck/Finish: $500,267–2015 The Greenbrier Classic/T2
Career High FedExCup Rank: After 2014 Frys.com Open/18
Career High Official World Rank: After 2014 the Memorial Tournament presented by Nationwide Insurance/88

PGA TOUR CAREER SUMMARY — PLAYOFF RECORD: 0-2

Year	Events Played	Cuts Made	1st	2nd	3rd	Top 10	Top 25	FedExCup Pts/ Rank	Earnings/ Rank
2002	2								
2003	1								
2004	1								
2005	24	10					2		$197,453/196
2006	1	1					1		50,438/
2007	1	1							10,850/
2008	2	1							11,100/
2010	1								
2011	26	19				3	6	377/121	869,072/104
2012	28	19				2	8	967/68	1,012,575/97
2013	26	18		1		2	7	1,105/56	1,171,515/75
2014	28	20				3	6	930/74	1,138,324/92
2015	30	18		1	1	4	8	1,152/55	1,817,043/49
2016	29	19				2	9	1,084/56	1,211,514/87
2017	29	17				2	6	359/128	800,710/124
Total	229	143		2	1	18	53		8,290,593

WEB.COM TOUR

Year	Events Played	Cuts Made	1st	2nd	3rd	Top 10	Top 25	Earnings/Rank
2003	3							
2004	12	8	1			5	7	$161,706/35
2005	3	2			1	1	2	26,805/132
2006	26	15				3	8	111,163/57
2007	27	17			1	5	9	146,947/41
2008	25	10			1	3	4	106,860/64
2009	17	9					2	31,745/133
2010	25	16		1		5	9	230,440/21
2011	1	1				1	1	22,693/136
2017	3	2						2,758/251
Total	142	80	1	1	3	23	42	841,117

*** Majors and World Golf Championships are considered official on multiple tours***

PGA TOUR TOP TOURNAMENT SUMMARY

Year	05	06	07	08	09	10	11	12	13	14	15	16	17
U.S. Open	CUT			CUT					T21		CUT		
The Open Championship										T32	CUT		
PGA Championship									T47	CUT	CUT		
THE PLAYERS								T68	T26	T6	T42	T28	T69
THE NORTHERN TRUST							T67	T10	T72	T38	T45	T53	
Dell Technologies Championship								T26	T35	T43	CUT	T8	
BMW Championship								T65	T28		T28	T32	

NATIONAL TEAMS: World Cup (2), 2013, 2016; Summer Olympics (1), 2016.



Russell Henley

EXEMPT STATUS: 2016-17 tournament winner (through 2018-19)
FULL NAME: Russell Chapin Henley
HEIGHT: 6-0
WEIGHT: 180
BIRTHDATE: April 12, 1989
BIRTHPLACE: Macon, Georgia
RESIDENCE: Kiawah Island, South Carolina

FAMILY: Wife, Teil
EDUCATION: University of Georgia (2011, Consumer Economics)
SPECIAL INTERESTS: Movies, music, all sports
TURNED PROFESSIONAL: 2011
JOINED TOUR: 2013
Web.com Tour Graduate (2012)

PGA TOUR VICTORIES (3):

2013 Sony Open in Hawaii. **2014** The Honda Classic. **2017** Shell Houston Open.

WEB.COM TOUR VICTORIES (3):

2011 Stadion Classic at UGA. **2012** Chiquita Classic, Winn-Dixie Jacksonville Open.

2016-17 SEASON:

Claimed five top-10 finishes in 27 starts, highlighted by his third career PGA TOUR win at the Shell Houston Open. Advanced through all four events in the FedExCup Playoffs, where he ended the season with a T3 finish at the TOUR Championship. Finished a career-best 13th in the FedExCup standings…After beginning the final round of the TOUR Championship seven strokes off the lead, closed with the low round of the day, a 5-under 65, to finish T3 with Kevin Kisner at 10-under 270…Held 18-hole lead at THE NORTHERN TRUST with course-record 6-under 64, his only sub-70 round for the week, eventually finishing T25 at Glen Oaks Club…Posted four rounds in the 60s en route to a T5 finish at The Greenbrier Classic, marking his second consecutive top-five at the event (fifth in 2015)…After entering the final round of the Shell Houston Open trailing Sung Kang by four strokes, posted a 7-under 65 (including 10 birdies) to win by three strokes over Kang (72). It marked his third PGA TOUR victory (and first since 2014 Honda Classic) in his 115th start at the age of 27 years, 11 months, 21 days. With rounds of 67-67-69-65, his last 13 consecutive rounds at the Golf Club of Houston have been under par. In all, he is a collective 57-under at the Golf Club of Houston. With the victory, earned the last "win and you're in" invitation to the following week's Masters Tournament where he finished T11…In his ninth start of the season, recorded his second top-10, a T9 at the Valspar Championship. Opened with a 7-under 64 to get within two shots of Jim Herman's first-round lead. Fell out of the top 10 with rounds of 71-75 in the second and third rounds, but made birdie at the 72nd hole Sunday to close with a 4-under 67 and move back into the top 10…Closed with four birdies in his final five holes en route to a 3-under 67 and T10 finish at The RSM Classic. It marked his third-consecutive top-10 finish at The RSM Classic (T4-2014, T6-2015, T10-2016.

PERSONAL:

Wife, Teil Duncan, is a well-known painter based out of Charleston, South Carolina…Is an avid guitar player himself and has played onstage with O.A.R. and Darius Rucker at PGA TOUR events…Superstitions include never talking about a score in an upcoming round…Bucket list includes skydiving, visiting Italy and winning the Masters…Established Kevin Brown Celebrity Classic Golf Tournament to benefit the Macon Rescue Mission and FCA which gives medical care to those in need in his hometown.

PLAYER STATISTICS

MISCELLANEOUS PGA TOUR STATISTICS

Career PGA TOUR Low Round/Round: 63–6 times, most recent 2017 Shriners Hospitals for Children Open/3
Largest Career PGA TOUR Paycheck/Finish: $1,260,000–2017 Shell Houston Open/1
Career High FedExCup Rank: After 2013 Sony Open in Hawaii/1
Career High Official World Rank: After 2014 Masters Tournament/43

PGA TOUR CAREER SUMMARY — PLAYOFF RECORD: 1-0

Year	Events Played	Cuts Made	1st	2nd	3rd	Top 10	Top 25	FedExCup Pts/ Rank	Earnings/ Rank
2010A	1	1					1		
2011A	1	1							
2013	24	17	1			3	5	1,238/44	$2,008,026/33
2014	29	17	1	1		3	5	635/19	2,590,493/31
2015	24	20			1	4	11	1,072/63	2,110,774/39
2016	25	13				4	7	726/87	1,228,347/85
2017	27	22	1		1	5	11	792/13	3,413,876/20
Total	131	91	3	1	2	19	40		11,351,515

WEB.COM TOUR

Year	Events Played	Cuts Made	1st	2nd	3rd	Top 10	Top 25	Earnings/Rank
2010A	2	2						
2011A	1	1	1			1	1	
2011	2	1						$4,275/222
2012	26	17	2	1	1	7	9	400,116/3
Total	31	21	3	1	1	8	10	404,391

*** Majors and World Golf Championships are considered official on multiple tours***

PGA TOUR TOP TOURNAMENT SUMMARY

Year	10	11	12	13	14	15	16	17
Masters				CUT	T31	21		T11
U.S. Open	T16	T42		CUT	T60	CUT		T27
The Open Championship				T73	CUT	T20	CUT	T37
PGA Championship				CUT	CUT	T12	T22	T71
THE PLAYERS				CUT	T17	T24	CUT	T35
Dell Technologies Match Play				T17		T34		
Bridgestone Invitational				T27	T41	T17		T66
Mexico Championship				T28	T47	T56		
HSBC Champions						T35		
THE NORTHERN TRUST				CUT	T61	72	T48	T25
Dell Technologies Championship				T62	T2	CUT	CUT	T40
BMW Championship				T39	T59	T49		T47
TOUR Championship					12			T3

NATIONAL TEAMS: Porter Cup (1), 2010. Walker Cup (1), 2011.

J.J. Henry

EXEMPT STATUS: 125th in 2016-17 FedExCup points
FULL NAME: Ronald Henry III
HEIGHT: 6-3
WEIGHT: 200
BIRTHDATE: April 2, 1975
BIRTHPLACE: Fairfield, Connecticut
RESIDENCE: Fort Worth, Texas
FAMILY: Wife, Lee; Connor (7/27/04), Carson (8/18/08)
CLUB AFFILIATION: Mira Vista CC (Fort Worth, Texas), Colonial CC (Fort Worth, Texas), The Patterson Club (Fairfield, Connecticut)
EDUCATION: Texas Christian University (1998, Marketing)
SPECIAL INTERESTS: All sports, family, TCU sports fan
TURNED PROFESSIONAL: 1998
JOINED TOUR: 2000
Web.com Tour Graduate (2000, 2014)

PGA TOUR VICTORIES (3):

2006 Buick Championship. **2012** Reno-Tahoe Open. **2015** Barracuda Championship.

WEB.COM TOUR VICTORIES (1):

2000 Knoxville Open.

2016-17 SEASON:

Claimed seven top-25 finishes, two of which were top-10 showings, in 28 starts through the Wyndham Championship. Advanced to the FedExCup Playoffs for a ninth time…A missed cut at THE NORTHERN TRUST, the first of four FedExCup Playoffs events, resulted in an end to his season at No. 125 in the final standings…Posted four rounds in the 60s at the John Deere Classic, highlighted by a 7-under 64 in round two, to finish T10 with 2014 tournament winner Brian Harman. After 10 straight pars in the final round, made three birdies and one bogey on his inward eight holes to post the 69 and claim the top-10 finish…Opened with scores of 69-65 at the Puerto Rico Open to get within one stroke of the 36-hole lead at 10-under 134. Struggled in round three with a 3-over 75, but came back strong Sunday with a 9-under 63, tying the low score of the week at Coco Beach Golf & Country Club. Finished T8 with Chris Stroud at 16-under 272.

PERSONAL:

A talented junior athlete in many sports…Exposed to high-level golf at a young age from his father, who played in numerous British and U.S. Amateurs…Three-time Connecticut State Amateur champion (1994-95, 1998)…Awarded the 1998 CSWA Bill Lee Award given to the state's Male Athlete of the Year by the Connecticut Sportswriters Association…Was the 1998 New England Amateur champion and a 1998 first-team NCAA All-American and Co-Player of the Year…In 2006, founded the Henry House Foundation, which funds tangible projects to promote health care and well being for children in Fort Worth, Texas and southern New England. A hospitality box, the Henry House Hideaway, is reserved for Fort Worth children along the 10th fairway at the Colonial National Invitation Tournament. The Foundation's website is henryhousefoundation.com.

PLAYER STATISTICS

MISCELLANEOUS PGA TOUR STATISTICS

Career PGA TOUR Low Round/Round: 60–2014 Shriners Hospitals for Children Open/1
Largest Career PGA TOUR Paycheck/Finish: $792,000–2006 Buick Championship/1
Career High FedExCup Rank: After 2007 Mercedes-Benz Championship/8
Career High Official World Rank: After 2007 Mercedes-Benz Championship/58

PGA TOUR CAREER SUMMARY — PLAYOFF RECORD: 1-0

Year	Events Played	Cuts Made	1st	2nd	3rd	Top 10	Top 25	FedExCup Pts/ Rank	Earnings/ Rank
1998A	1	1							
1998	2	2							$6,871/299
1999	2								
2001	28	15		2		5	6		1,073,847/49
2002	34	21			1	2	5		569,875/116
2003	31	18				1	7		660,341/96
2004	30	21			1	3	7		848,823/93
2005	32	20				4	6		942,347/87
2006	28	20	1	1		5	9		2,301,480/29
2007	26	18				2	7	88,900/94	1,088,660/89
2008	34	19				2	4	96,890/92	931,162/111
2009	28	22		1		3	7	709/83	1,161,641/80
2010	27	19		1		2	5	603/86	1,035,688/84
2011	28	20				1	8	739/76	873,377/103
2012	28	18	1		1	3	5	760/80	1,297,802/65
2013	26	16				2	3	516/106	761,861/107
2014	28	18					4	425/128	554,615/143
2015	30	17	1			1	4	716/90	1,046,123/96
2016	24	12						162/185	280,674/181
2017	29	17				2	7	365/125	734,874/135
Total	496	314	3	5	3	38	94		16,170,062

WEB.COM TOUR

Year	Events Played	Cuts Made	1st	2nd	3rd	Top 10	Top 25	Earnings/Rank
1999	28	19		1		3	8	$67,300/36
2000	29	21	1		1	5	12	192,287/13
2001	1	1				1	1	20,400/137
2014	4	3				1	1	45,227/105
Total	62	44	1	1	1	10	22	325,214

*** Majors and World Golf Championships are considered official on multiple tours***

PGA TOUR TOP TOURNAMENT SUMMARY

Year	02	03	04	05	06	07	08	09	10	11
Masters						T37				
U.S. Open			64	T57	CUT	T26		CUT	CUT	T54
The Open Championship					CUT	T27				
PGA Championship	63				T41	CUT	CUT	T63		CUT
THE PLAYERS	CUT	CUT	CUT	CUT	T45	CUT	T42	CUT	T58	CUT
Dell Technologies Match Play						T33				
Bridgestone Invitational					T10	T41	T73			
Mexico Championship					37	T55				
THE NORTHERN TRUST						CUT	T55	T67	72	T58
Dell Technologies Championship						CUT	T27	T61	CUT	T52

Year	12	13	14	15	16	17
U.S. Open					CUT	
PGA Championship	T42	T40		T72		
THE PLAYERS	T40	CUT	T48		T28	
THE NORTHERN TRUST	CUT	CUT		T45		CUT
Dell Technologies Championship	T60			CUT		

NATIONAL TEAMS: Ryder Cup (1), 2006; World Cup (1), 2006; Palmer Cup (1), 1998.

Jim Herman

EXEMPT STATUS: 2015-16 tournament winner (through 2017-18)
FULL NAME: James Robert Herman
HEIGHT: 6-0
WEIGHT: 170
BIRTHDATE: November 5, 1977
BIRTHPLACE: Cincinnati, Ohio
RESIDENCE: Palm City, Florida

FAMILY: Wife, Carolyn; Abigail Elizabeth (10/05/09), Andrew James (11/15/13)
EDUCATION: University of Cincinnati
SPECIAL INTERESTS: Spending time with wife and children, bowling, eating
TURNED PROFESSIONAL: 2000
JOINED TOUR: 2011
Web.com Tour Graduate (2010, 2012, 2013, 2014)

PGA TOUR VICTORIES (1):

2016 Shell Houston Open.

WEB.COM TOUR VICTORIES (1):

2010 Moonah Classic.

2016-17 SEASON:

Made the cut in 13 of 25 starts during the 2016-17 season. Ended the season No. 91 in the FedExCup standings, marking the third straight season he has advanced to the Playoffs…Ended the season with a T69 at the Dell Technologies Championship, the second FedExCup Playoffs event…Posted his best finish on the PGA TOUR since his 2016 victory in Houston with a T3 at the Valspar Championship. Tied the second-best round in tournament history with a first-round 9-under 62 to take the 18-hole lead by two shots. Following scores of even-par 71 in rounds two and three, closed with a 68 to claim the top-five finish at 12-under 272…Earned his first top-10 since winning the 2016 Shell Houston Open at the Sony Open in Hawaii, finishing alone in 10th in his sixth start of the season.

PERSONAL:

Started playing golf at age 9 by tagging along with father and brother, Tom, at the local municipal course. By age 12, after mom dropped him off at the course, he played from dawn until dusk, using an all-day youth ticket…Favorite college team is the Cincinnati Bearcats. Favorite professional team is the Cincinnati Bengals…Is perhaps best known for working as an assistant club pro at Trump National Bedminster in New Jersey in 2006-07. Has played numerous rounds with Donald Trump and Trump's celebrity friends. Winner of the 2006 and 2007 New Jersey Assistant's Championship. Finished runner-up at the 2005 National Assistant's Championship. Served as assistant pro from 2004-06 at the PGA GC and PGA CC in Port St. Lucie, Fla., and served as an assistant professional at Trump National in New Jersey…Marks his ball on the green with Presidential dollar gold coins. Roommate from his assistant-pro days, Steven Wyder, a high school history teacher, picks the "lucky" coins each week depending on event locations and dates. Ball marker has its own Twitter handle, @POTUSBallMarker, so his fans can follow.

PLAYER STATISTICS

MISCELLANEOUS PGA TOUR STATISTICS

Career PGA TOUR Low Round/Round: 62–2 times, most recent 2017 Valspar Championship/1
Largest Career PGA TOUR Paycheck/Finish: $1,224,000–2016 Shell Houston Open/1
Career High FedExCup Rank: After 2016 Shell Houston Open/18
Career High Official World Rank: After 2016 Masters Tournament/68

PGA TOUR CAREER SUMMARY — PLAYOFF RECORD: 0-0

Year	Events Played	Cuts Made	1st	2nd	3rd	Top 10	Top 25	FedExCup Pts/ Rank	Earnings/ Rank
2010	1	1							$23,385/
2011	22	13					2	160/178	196,845/189
2012	2	1					1		105,000/
2013	19	10				2	4	325/139	490,756/139
2014	21	11						142/182	187,337/185
2015	27	18				2	8	840/74	1,212,778/80
2016	29	18	1			2	7	1,415/42	2,091,274/43
2017	25	13			1	2	6	565/91	1,205,632/93
Total	146	85	1		1	8	28		5,513,007

WEB.COM TOUR

Year	Events Played	Cuts Made	1st	2nd	3rd	Top 10	Top 25	Earnings/Rank
2008	28	11					6	$67,532/92
2009	26	10			1	2	3	93,904/65
2010	25	15	1			3	8	238,847/19
2011	2							
2012	26	17		1	1	3	10	182,001/25
2013	7	7				1	2	14,150/165
2014	4	4				2	3	101,725/59
Total	118	64	1	1	2	11	32	735,049

*** Majors and World Golf Championships are considered official on multiple tours***

PGA TOUR TOP TOURNAMENT SUMMARY

Year	10	11	12	13	14	15	16	17
Masters							CUT	
U.S. Open	T47		CUT	T67			CUT	
The Open Championship							T43	
PGA Championship							CUT	T44
THE PLAYERS							CUT	T35
Bridgestone Invitational							T27	
HSBC Champions		T38						
THE NORTHERN TRUST						T13	T22	CUT
Dell Technologies Championship						CUT	T33	T69
BMW Championship							T24	



Tim Herron (HAIR-en)

EXEMPT STATUS: Past Champion
FULL NAME: Timothy Daniel Herron
HEIGHT: 5-10
WEIGHT: 250
BIRTHDATE: February 6, 1970
BIRTHPLACE: Minneapolis, Minnesota
RESIDENCE: Wayzata, Minnesota

FAMILY: Wife, Ann; Carson, Mick, Patrick
EDUCATION: University of New Mexico
SPECIAL INTERESTS: Fishing, pool, snow skiing
TURNED PROFESSIONAL: 1993
JOINED TOUR: 1996
Q SCHOOL: 1995
Web.com Tour Alumnus

PGA TOUR VICTORIES (4):

1996 Honda Classic. **1997** LaCantera Texas Open. **1999** Bay Hill Invitational. **2006** Bank of America Colonial.

2016-17 SEASON:

Made two cuts in eight starts on the PGA TOUR in the 2016-17 season and will compete out of the Past Champion category in the 2017-18 season.

PERSONAL:

Was diagnosed with Lyme Disease in July 2004 and suffered chronic fatigue the remainder of the season… Nicknamed "Lumpy" first day on job at golf course in Wayzata, Minn. Nickname stood at golf course, but not at school ("There already was a 'Lumpy' at school")…Says ice fishing was way to pass time during Minnesota winters… Grandfather, Carson Lee Herron, played in 1934 U.S. Open and won state titles in Minnesota and Iowa. Father, also named Carson, played in 1963 U.S. Open. Herron, Tom Lehman and Lee Janzen are Minnesotans who have won more than once on TOUR. Sister Alissa won 1999 U.S. Mid-Amateur and is a three-time Minnesota Amateur champion.

PLAYER STATISTICS

MISCELLANEOUS PGA TOUR STATISTICS

Career PGA TOUR Low Round/Round: 61–2 times, most recent 2012 Wyndham Championship/2
Largest Career PGA TOUR Paycheck/Finish: $1,080,000–2006 Bank of America Colonial/1
Career High FedExCup Rank: After 2007 Mercedes-Benz Championship/19
Career High Official World Rank: After 2000 AT&T Pebble Beach National Pro-Am/29

PGA TOUR CAREER SUMMARY — PLAYOFF RECORD: 2-1

Year	Events Played	Cuts Made	1st	2nd	3rd	Top 10	Top 25	FedExCup Pts/ Rank	Earnings/ Rank
1995	1								
1996	31	22	1			3	7		$475,670/39
1997	31	21	1			6	11		640,997/33
1998	29	21				4	10		525,373/54
1999	29	21	1	2		7	11		1,511,202/22
2000	28	21				4	10		731,925/65
2001	29	20			1	3	10		945,441/57
2002	30	21		1		3	7		954,917/67
2003	29	21		2	2	6	9		2,176,390/25
2004	26	17		1	1	4	10		1,727,577/32
2005	28	23			1	7	13		2,103,550/28
2006	27	15	1			2	4		1,776,142/37
2007	27	22		1		1	5	87,934/104	951,200/106
2008	28	20				3	9	101,016/53	1,164,999/94
2009	27	16					7	421/114	619,843/131
2010	24	16					4	234/162	391,502/170
2011	28	14			1	3	5	456/110	909,135/102
2012	27	16				2	4	339/128	660,279/124
2013	15	8					1	190/168	302,570/166
2014	15	10					1	157/181	212,771/181
2015	7	1						1/256	5,820/259
2016	14	8				1	2	186/182	297,238/178
2017	8	2						11/229	29,857/230
Total	538	356	4	7	6	59	140		19,114,397

WEB.COM TOUR

Year	Events Played	Cuts Made	1st	2nd	3rd	Top 10	Top 25	Earnings/Rank
1994	4	4					3	$6,894/121
1995	27	21			1	6	16	69,534/25
2014	4	1						2,500/265
2015	15	8		1		2	4	131,165/32
2016	5	2					1	17,010/166
Total	55	36		1	1	8	24	232,484

*** Majors and World Golf Championships are considered official on multiple tours***

PGA TOUR TOP TOURNAMENT SUMMARY

Year	95	96	97	98	99	00	01	02	03	04	05	06	07
Masters		CUT		CUT	T44	CUT				CUT	T11	T36	T37
U.S. Open	CUT	CUT		T53	6	CUT	T40	T50		T13	T33	63	
The Open Championship		CUT			T30	CUT				CUT	T41	CUT	
PGA Championship		T31	T13	75	CUT	CUT	CUT	CUT	T14	CUT	CUT	T14	T66
THE PLAYERS		T19	CUT	CUT	CUT	CUT	T21	T28	T54	CUT	T6	CUT	T52
Dell Technologies Match Play						T17	T17			T33	T33	T33	
Bridgestone Invitational												T68	
Mexico Championship					T16				T2	T54		T48	
THE NORTHERN TRUST													T48
Dell Technologies Championship													T60

Year	08	09	10	11	12	13
U.S. Open					CUT	
THE PLAYERS	CUT	CUT			CUT	T15
THE NORTHERN TRUST	T24	CUT		CUT		
Dell Technologies Championship	T5					
BMW Championship	T38					

NATIONAL TEAMS: Walker Cup (1), 1993.

Charley Hoffman

EXEMPT STATUS: 2015-16 tournament winner (through 2017-18)
FULL NAME: Charley Lindley Hoffman
HEIGHT: 6-0
WEIGHT: 200
BIRTHDATE: December 27, 1976
BIRTHPLACE: San Diego, California
RESIDENCE: Las Vegas, Nevada

FAMILY: Wife, Stacy; Claire JoAnn (11/10/10), Katelyn Elizabeth (7/29/13)
EDUCATION: University of Nevada-Las Vegas (2000, Communications)
SPECIAL INTERESTS: Snow skiing, jet skiing, barbecueing
TURNED PROFESSIONAL: 2000
JOINED TOUR: 2006
Web.com Tour Graduate (2005)

PGA TOUR VICTORIES (4):

2007 Bob Hope Chrysler Classic. **2010** Deutsche Bank Championship. **2015** OHL Classic at Mayakoba. **2016** Valero Texas Open.

WEB.COM TOUR VICTORIES (1):

2004 Permian Basin Charity Golf Classic.

2016-17 SEASON:

Advanced to the Playoffs for the 11th straight year (one of just 13 players to do so), finishing No. 20 in the FedExCup standings. Turned in career-best totals with seven top-10 finishes (tying his total in 2015) and 14 top-25 finishes. Missed the cut in his first three starts of the season, but ended the year with 24 made cuts in 31 starts. Year was highlighted by runner-up finishes at the Arnold Palmer Invitational presented by Mastercard and the RBC Canadian Open…Making his Presidents Cup debut as one of Steve Stricker's captain's picks, turned in a 1-2 record en route to a 19-11 victory by the Americans over the International squad at Liberty National. Teaming with Kevin Chappell, week was highlighted by a dominating 6-and-5 victory in Friday's Four-ball competition over Anirban Lahiri and Charl Schwartzel…Made it to the TOUR Championship for the third time in his career. Finished T28 in the 30-player field…Posted final-round 4-under 66 at WGC-Bridgestone Invitational but came up short, finishing six back of Hideki Matsuyama in third place. Was attempting to become first player since Jordan Spieth at the 2015 Masters Tournament to win a title after losing a playoff the previous week (at RBC Canadian Open). Advanced two spots, to No. 8, in the Presidents Cup U.S. Team standings thanks to solo-third at the Bridgestone Invitational. Result marked only top-10 finish in 13 World Golf Championships appearances. In four previous appearances at the Bridgestone Invitational, best showing was T22 in 2007 in his tournament debut…At the RBC Canadian Open, held the 54-hole lead/co-lead for the fourth time in his PGA TOUR career and failed to win, despite a final-round 68 for a 21-under 267 total, losing on the first hole of sudden death playoff to defending champion Jhonattan Vegas. Marked the fourth 54-hole lead/co-lead he'd failed to convert to victory, and the 17th lead/co-lead after any round on the PGA TOUR that he'd failed to convert to victory…After going eagle-birdie-birdie on Nos. 13-15 to take the outright lead during the third round of the Travelers Championship, closed double-bogey-bogey-bogey, playing his last three holes 4-over for a 2-under 68. Beginning the final round six shots back, fired a bogey-free 4-under 66 to finish T3 in his eighth start in the Travelers Championship. Marked his third top-10 in the event…Shot 70-70-68-71 to be one of three players (Brooks Koepka, Brandt Snedeker) to post four sub-par rounds at Erin Hills. The eighth-place was his best result in six U.S. Open Championships and his best finish in a major to this point…Teamed with Nick Watney to finish T5 at 19-under in Foursomes/Four-ball format at the Zurich Classic of New Orleans. Combined with Watney to join winners Jonas Blixt/Cameron Smith as only teams with four sub-70 rounds, including 67-69 in the more difficult Foursomes format in rounds one and three…After entering the final round of the Arnold Palmer Invitational at 11-under and tied for the 54-hole lead with Kevin Kisner, carded a 1-over 73 to finish T2 (his sixth-career runner-up finish) and one stroke behind champion Marc Leishman. Final round included five bogeys and four birdies. Marked the third 54-hole lead/co-lead he was unable to convert to victory. Had enjoyed little success in four prior starts at Bay Hill, missing three cuts and finishing T59 in 2012…Posted his first top-10 finish of the season with a T4 at the Genesis Open after four sub-par rounds at Riviera CC. Recorded an eagle at the par-5 17th hole in the opening round then added three additional eagles during the week, each at the par-5 first hole, where he made par in the first round…Teamed with Billy Horschel to finish third at the Franklin Templeton Shootout in December.

PERSONAL:

Born and raised in Poway, California, outside of San Diego…Began playing golf at age 7 with friend Bill Lunde's grandfather…Competed in San Diego Junior Golf Association with fellow PGA TOUR player Pat Perez. Won the California state high school championship in 1994 and 1995, the first player to win twice…Was a member of the 1998 NCAA championship team at the University of Nevada, Las Vegas. UNLV teammates included Chris Riley, Chad Campbell, Bill Lunde and Adam Scott. Graduated with a communications degree…In 2009, married wife Stacy, a longtime friend since graduating Poway High School together…Founded the Charley Hoffman Foundation to raise funds for charities benefitting children in their native and adopted hometowns of San Diego and Las Vegas. Foundation has raised more than $1.5 million for charities in San Diego and Las Vegas.

PLAYER STATISTICS

MISCELLANEOUS PGA TOUR STATISTICS

Career PGA TOUR Low Round/Round: 61–2013 Travelers Championship/1
Largest Career PGA TOUR Paycheck/Finish: $1,350,000–2010 Deutsche Bank Championship/1
Career High FedExCup Rank: After 2010 Deutsche Bank Championship/2
Career High Official World Rank: After 2017 World Golf Championships-Bridgestone Invitational/20

PGA TOUR CAREER SUMMARY — PLAYOFF RECORD: 1-2

Year	Events Played	Cuts Made	1st	2nd	3rd	Top 10	Top 25	FedExCup Pts/ Rank	Earnings/ Rank
1994	1								
1996A	1	1							
1998A	1								
1999A	1								
2000A	1								
2001	2								
2002	1								
2003	1								
2004	1	1							$11,296/
2005	1	1							10,656/
2006	29	21				5	10		1,115,193/82
2007	30	18	1			2	7	92,566/50	1,689,366/50
2008	29	19				3	6	100,187/68	945,702/110
2009	27	22		1		4	11	1,393/37	1,894,925/41
2010	24	18	1			5	8	2,500/4	2,559,646/25
2011	27	20		1		2	6	1,369/41	1,462,591/58
2012	27	18		1		2	6	916/69	1,276,663/69
2013	23	19			1	5	8	1,016/61	1,582,423/57
2014	25	21			1	5	10	1,291/53	1,977,296/46
2015	28	21	1	2	1	7	12	992/10	4,041,089/11
2016	26	20	1			1	8	1,383/44	2,350,239/41
2017	31	24		2	2	7	14	473/20	4,161,008/16
Total	337	244	4	7	5	48	106		25,078,093

WEB.COM TOUR

Year	Events Played	Cuts Made	1st	2nd	3rd	Top 10	Top 25	Earnings/Rank
2000	19	4					2	$15,075/159
2001	23	12			1	1	4	54,052/75
2002	3	1						999/
2004	15	13	1		1	2	10	174,083/30
2005	26	18		1		8	12	212,322/19
Total	86	48	1	1	2	11	28	456,531

*** Majors and World Golf Championships are considered official on multiple tours***

PGA TOUR TOP TOURNAMENT SUMMARY

Year	06	07	08	09	10	11	12	13	14	15	16	17
Masters						T27				T9	T29	T22
U.S. Open	T48					T45		T45		CUT	T37	8
The Open Championship		T35		CUT		CUT			T67	CUT	77	T20
PGA Championship		CUT		CUT		CUT	CUT	T40	CUT	CUT	CUT	T48
THE PLAYERS		T75	CUT	T37	T22	T26	CUT	T37	T38	T30	CUT	T30
Dell Technologies Match Play						T33				T17	T38	
Bridgestone Invitational		T22				T37				T31	T33	3
Mexico Championship		T61		T13		T24				T38	T17	
THE NORTHERN TRUST		T48	T38	T31	T27	T10	CUT	70	T30	T62	T13	T17
Dell Technologies Championship		CUT	T33	T27	**1**	T31	T26	T27	CUT	3	CUT	T47
BMW Championship		T25	T60	T61	T30	T53	T54	68	T53	T53	T52	T27
TOUR Championship					6					T22		T28

NATIONAL TEAMS: Presidents Cup (1) 2017.



Morgan Hoffmann

EXEMPT STATUS: 81st in 2016-17 FedExCup points
FULL NAME: Morgan Hoffmann
HEIGHT: 6-1
WEIGHT: 180
BIRTHDATE: August 11, 1989
BIRTHPLACE: Franklin Lakes, New Jersey
RESIDENCE: Jupiter, Florida
FAMILY: Single

EDUCATION: Oklahoma State University
SPECIAL INTERESTS: Anything active, sports, outdoors, airplanes
TURNED PROFESSIONAL: 2011
JOINED TOUR: 2013
Web.com Tour Graduate (2012)

BEST PGA TOUR CAREER FINISH:

T2—2017 The Honda Classic.

2016-17 SEASON:

Made the cut in 17 of 29 starts during the 2016-17 campaign. One year after missing the Playoffs for the first time in his career, bounced back with an 81st-place finish in the FedExCup…Season concluded following a T40 finish at the Dell Technologies Championship…In his fourth consecutive start at The Honda Classic, finished T2. Had previously experienced a missed cut, a withdrawal and a T61 finish from 2014-16, respectively. With scores of 68-67-69-68—272 (-8), was the only player in the field, and just third since 2013, to post all four rounds in the 60s.

PERSONAL:

Was a defenseman in junior hockey for seven years before turning his full attention to golf…Favorite professional team is the New York Yankees…Twitter account is @Morgan_Hoffmann…Earned his pilot's license in November 2014…Teamed with former Ralph Lauren designer, Charlie Schaefer, to start Greyson Clothiers. Clothing line made its debut at Augusta National as Hoffmann made his Masters debut in 2015.

PLAYER STATISTICS

MISCELLANEOUS PGA TOUR STATISTICS

Career PGA TOUR Low Round/Round: 62–2 times, most recent 2016 John Deere Classic/3
Largest Career PGA TOUR Paycheck/Finish: $563,200–2017 The Honda Classic/T2
Career High FedExCup Rank: After 2014 BMW Championship/21
Career High Official World Rank: After 2015 World Golf Championships-Cadillac Match Play/84

PGA TOUR CAREER SUMMARY — PLAYOFF RECORD: 0-0

Year	Events Played	Cuts Made	1st	2nd	3rd	Top 10	Top 25	FedExCup Pts/ Rank	Earnings/ Rank
2010A	1								
2011	4	2					1		$69,131/
2012	1	1							53,168/
2013	20	11				3	7	444/117	871,003/96
2014	32	20			1	2	8	518/26	1,595,922/64
2015	26	17				2	5	749/85	1,111,240/91
2016	25	11			1	1	5	424/133	717,890/125
2017	29	17		1		1	5	632/81	1,278,568/86
Total	138	79		1	2	9	33		5,696,923

WEB.COM TOUR

Year	Events Played	Cuts Made	1st	2nd	3rd	Top 10	Top 25	Earnings/Rank
2009A	1	1				1	1	
2010A	2	2				1	1	
2012	13	12		1	1	7	7	$207,540/19
2013	4	3		1		1	1	63,120/80
Total	20	18		2	1	10	10	270,660

*** Majors and World Golf Championships are considered official on multiple tours***

PGA TOUR TOP TOURNAMENT SUMMARY

Year	10	11	12	13	14	15	16	17
Masters						T28		
U.S. Open	CUT		T29	CUT		T27		
The Open Championship						CUT		
PGA Championship						T75		
THE PLAYERS					T17	CUT	T49	
Mexico Championship						T17		
THE NORTHERN TRUST				CUT	T9	T39		T67
Dell Technologies Championship					T35	73		T40
BMW Championship					3			
TOUR Championship					T27			

NATIONAL TEAMS: Walker Cup (1), 2009; Palmer Cup (1), 2009.

Tom Hoge (HOAGIE)

EXEMPT STATUS: 47th on 2017 Web.com Tour priority list
FULL NAME: Thomas Robert Hoge
HEIGHT: 6-1
WEIGHT: 175
BIRTHDATE: May 25, 1989
BIRTHPLACE: Statesville, North Carolina
RESIDENCE: Fargo, North Dakota
FAMILY: Single
EDUCATION: Texas Christian University (2011, Accounting and Finance)
TURNED PROFESSIONAL: 2011
JOINED TOUR: 2014-15
Web.com Tour Graduate (2014, 2015, 2016, 2017)

BEST PGA TOUR CAREER FINISH:
T4—2017 Barracuda Championship.

MACKENZIE TOUR VICTORIES (1):
2011 The Players Cup.

2016-17 SEASON:
Finished the Web.com Tour season with seven starts, three top-25s and five cuts made. Was 47th in the final priority-ranking order. Secured his PGA TOUR card for the 2017-18 season with a 23rd-place finish on the 2017 Web.com Tour Finals money list (excluding the 25). Managed two top-10 finishes in 17 starts on the PGA TOUR, ending the season No. 166 in the FedExCup standings…Equaled his career-high with two top-10 finishes in a season (2015, 2016, 2017) with his T4 finish at the Barracuda Championship. Marked his second top-10 finish in three starts at the Barracuda Championship (T10-2015, T4-2017). With 41 points, was just three points shy of the three-man playoff, eventually won by Chris Stroud…At the Puerto Rico Open, opened with scores of 69-65 to get within one of the 36-hole lead at Coco Beach Golf & Country Club. Weekend rounds of 72-67 resulted in a share of 10th place with six others at 15-under 273.

PERSONAL:
Favorite TV show is "Modern Family."…Favorite entertainer is Rob Baird…Favorite food is ice cream…Biggest thrill in golf is winning the Canadian Tour's 2011 Players Cup to gain entry into the PGA TOUR's RBC Canadian Open…Favorite college teams are Texas Christian and North Carolina in basketball…Twitter account is @hogegolf.

PLAYER STATISTICS

MISCELLANEOUS PGA TOUR STATISTICS
Career PGA TOUR Low Round/Round: 62–2015 Wyndham Championship/1
Largest Career PGA TOUR Paycheck/Finish: $220,400–2015 RBC Canadian Open/T5
Career High FedExCup Rank: After 2018 Safeway Open/37
Career High Official World Rank: After 2016 U.S. Open/237

PGA TOUR CAREER SUMMARY — PLAYOFF RECORD: 0-0

Year	Events Played	Cuts Made	1st	2nd	3rd	Top 10	Top 25	FedExCup Pts/ Rank	Earnings/ Rank
2011	1								
2015	26	15				2	4	441/132	$690,319/132
2016	26	14				2	3	349/144	561,559/145
2017	17	10				2	3	187/166	373,092/167
Total	70	39				6	10		1,624,969

WEB.COM TOUR

Year	Events Played	Cuts Made	1st	2nd	3rd	Top 10	Top 25	Earnings/Rank
2011	1							
2012	24	13				2	3	$62,006/87
2013	20	8		1		1	3	87,027/57
2014	24	15			1	3	6	72,616/65
2015	4	4		1		1	2	1,604/237
2016	3	1						5,975/207
2017	7	5					3	1,689/224
Total	83	46		2	1	7	17	460,809

*** Majors and World Golf Championships are considered official on multiple tours***

PGA TOUR TOP TOURNAMENT SUMMARY

Year	15	16
U.S. Open	CUT	CUT



J.B. Holmes

EXEMPT STATUS: 95th in 2016-17 FedExCup points
FULL NAME: J.B. Holmes
HEIGHT: 5-11
WEIGHT: 190
BIRTHDATE: April 26, 1982
BIRTHPLACE: Campbellsville, Kentucky
RESIDENCE: Orlando, Florida
FAMILY: Wife, Erica

EDUCATION: University of Kentucky
SPECIAL INTERESTS: Fishing
TURNED PROFESSIONAL: 2005
Q SCHOOL: 2005
JOINED TOUR: 2006

PGA TOUR VICTORIES (4):

2006 FBR Open. **2008** FBR Open. **2014** Wells Fargo Championship. **2015** Shell Houston Open.

2016-17 SEASON:

Made the cut in 19 of 23 starts during the 2016-17 season, with a season-best T5 (along with teammate Bubba Watson) at the Zurich Classic of New Orleans. Advanced to the FedExCup Playoffs for the 10th time in 11 attempts, finishing the season No. 95 in the standings following a missed cut at THE NORTHERN TRUST…After playing the first four holes of the final round 4-over-par, produced a 6-under 29 on the inward nine, including a final-hole eagle 2 when he holed out from 105 yards, to match the back-nine record (five players) at the WGC-Bridgestone Invitational…Four rounds in the 60s led to a T9 finish at The Greenbrier Classic, his best outing in six starts at the event. Solid record at The Greenbrier Classic, with five top-30 finishes in six starts. In all, has 19 scores in the 60s in 22 rounds at The Old White TPC…Teamed with 2011 Zurich Classic champion Bubba Watson to finish a season-best T5 at 19-under in the new Foursomes/Four-ball format at the Zurich Classic at TPC Louisiana in New Orleans.

PERSONAL:

One of six members inducted into the University of Kentucky Sports Hall of Fame 2012 class…Grew up playing baseball until he played his first junior golf tournament and won his first four golf tournaments…Was on Taylor County (Ky.) High School golf team as a third-grader, was No. 1 or No. 2 man by fifth grade and won Kentucky high school title as a sophomore…Had his 2011 season cut short when he was diagnosed with structural defects in the cerebellum and underwent brain surgery to repair Chiari malformations September 1. In his second week back, finished T45 at the Waste Management Phoenix Open, site of his first two PGA TOUR wins (2006 and 2008)…Was named recipient of the 2016 Ben Hogan Award by the Golf Writers Association of America, in recognition of staying active in golf despite a physical handicap.

PLAYER STATISTICS

MISCELLANEOUS PGA TOUR STATISTICS

Career PGA TOUR Low Round/Round: 60–2010 The Greenbrier Classic/3
Largest Career PGA TOUR Paycheck/Finish: $1,242,000–2014 Wells Fargo Championship/1
Career High FedExCup Rank: After 2008 AT&T Pebble Beach National Pro-Am/1
Career High Official World Rank: After 2015 World Golf Championships-Cadillac Match Play/12

PGA TOUR CAREER SUMMARY — PLAYOFF RECORD: 2-2

Year	Events Played	Cuts Made	1st	2nd	3rd	Top 10	Top 25	FedExCup Pts/ Rank	Earnings/ Rank
2003A	1								
2005	1								
2006	26	16	1			2	4		$1,487,604/59
2007	24	12				3	5	87,275/113	874,216/118
2008	26	19	1			3	9	101,891/38	2,166,131/32
2009	25	13		1		2	3	843/69	1,219,534/72
2010	26	24		1	1	3	12	1,501/34	2,386,248/31
2011	16	13				4	7	640/86	1,398,583/62
2012	25	20				2	8	1,153/48	1,179,505/80
2013	5	1						17/236	15,184/244
2014	24	19	1			2	9	1,467/42	2,364,204/35
2015	25	20	1	2		7	10	618/14	4,037,430/12
2016	22	17			1	6	10	360/30	2,969,608/27
2017	23	19				2	7	543/95	1,353,584/78
Total	269	193	4	4	2	36	84		21,452,831

*** Majors and World Golf Championships are considered official on multiple tours***

PGA TOUR TOP TOURNAMENT SUMMARY

Year	03	04	05	06	07	08	09	10	11	12	13	14	15
Masters						T25							CUT
U.S. Open	CUT			T48		CUT	T27					T17	T27
The Open Championship				CUT		CUT	69	T14	CUT			CUT	CUT
PGA Championship				T37		T29	WD	T24	WD			T64	24
THE PLAYERS				T38	T16	T10	CUT	T13	T6	CUT		CUT	T51
Dell Technologies Match Play						T33			T5				T9
Bridgestone Invitational				T50		T36	T36	T44				T26	T37
Mexico Championship						T40		T18					2
HSBC Champions													T28
THE NORTHERN TRUST					T41	T24	T31	CUT		T19		CUT	T58
Dell Technologies Championship					CUT	CUT	68	T11		T39		T35	T44
BMW Championship						T33	68	T60		T34		T12	T4
TOUR Championship													T8

Year	16	17
Masters	T4	50
U.S. Open	CUT	12
The Open Championship	3	T54
PGA Championship	CUT	T28
THE PLAYERS	CUT	T41
Dell Technologies Match Play	T28	T51
Bridgestone Invitational	T27	T60
Mexico Championship	59	T12
HSBC Champions		T35
THE NORTHERN TRUST	T41	CUT
Dell Technologies Championship	T33	
BMW Championship	T4	
TOUR Championship	27	

NATIONAL TEAMS: Presidents Cup (1), 2015; Ryder Cup (2), 2008, 2016; Walker Cup (1), 2005.



Billy Horschel (HOR-shul)

EXEMPT STATUS: 2014 FedExCup champion (through 2018-19)
FULL NAME: William John Horschel
HEIGHT: 6-0
WEIGHT: 175
BIRTHDATE: December 7, 1986
BIRTHPLACE: Grant, Florida
RESIDENCE: Ponte Vedra Beach, Florida
FAMILY: Wife, Brittany; Skylar Lillian (9/16/14), Colbie Rae (4/12/17)
EDUCATION: University of Florida (2009, Sports Management)
SPECIAL INTERESTS: Sports, American history
TURNED PROFESSIONAL: 2009
Q SCHOOL: 2009
JOINED TOUR: 2011

FEDEXCUP CHAMPION (1):
2014

PGA TOUR VICTORIES (4):
2013 Zurich Classic of New Orleans. **2014** BMW Championship, TOUR Championship by Coca-Cola. **2017** AT&T Byron Nelson.

2016-17 SEASON:
Claimed four top-10 finishes in 28 starts highlighted by his fourth career PGA TOUR title at the AT&T Byron Nelson and a runner-up finish at The RSM Classic. Advanced to the FedExCup Playoffs for the fifth consecutive season…Posted scores of 68-74-71-70--283 (-1) to finish 62nd at the BMW Championship and end his season ranked 42nd in the FedExCup standings…Tied the low round of the tournament with the low final round, a 64, to finish T4 at the FedEx St. Jude Classic…Parred the first playoff hole (No. 18) to defeat Jason Day (who three putted for bogey) at the AT&T Byron Nelson, winning the second consecutive playoff at the event and 21st overall. Birdied two of his final five holes of regulation to shoot a final-round 69 and match Day at 12-under 268. Final round highlighted by a 60-foot putt for birdie at No. 14 and two-putt birdie on the par-5 16th. The victory marked his first win in a playoff on the PGA TOUR, having been the first player eliminated in a six-man playoff earlier this season at The RSM Classic, eventually won by Mackenzie Hughes. His fourth PGA TOUR victory, which moved the 2014 FedExCup champion to No. 15 in the FedExCup standings, came in his 166th PGA TOUR start at the age of 30 years, 5 months and 14 days. Had missed the cut in his two prior starts at the TPC Four Seasons (2011, 2012). Entered this week on the heels of four consecutive missed cuts. The last time he missed at least four consecutive cuts came in 2011, his rookie year, when he missed five cuts from the AT&T Byron Nelson through the John Deere Classic…For the second straight year, finished inside the top 10 at The Honda Classic. With scores of 70-68-67-68—273 (-7), improved on a T8 in 2016 at PGA National with a T4 showing…Teamed with Charley Hoffman for a third-place finish at the Franklin Templeton Shootout in December…In just his third start of the season, posted four rounds in the 60s to finish 17-under 265 at The RSM Classic to earn a spot in a five-way playoff. Making his first-ever appearance in a playoff, was eliminated after a missed a putt just outside three feet for par on the first extra hole. In three starts in the event, posted his first final-round score in the event not over par.

PERSONAL:
Favorite professional team is the New England Patriots, Boston Red Sox and Boston Celtics…Superstitions include carrying four tees and a 1936 quarter in his right-front pocket…Would round out his dream foursome with The Old Red Eye Rugby Group…Read all four Twilight books in two weeks and is a believer in Bigfoot and UFOs…Non-golf related jobs held include working with his dad in construction.

PLAYER STATISTICS

MISCELLANEOUS PGA TOUR STATISTICS
Career PGA TOUR Low Round/Round: 63–2 times, most recent 2014 BMW Championship/3
Largest Career PGA TOUR Paycheck/Finish: $1,440,000–2 times, most recent 2014 TOUR Championship by Coca–Cola/1
Career High FedExCup Rank: After 2014 TOUR Championship by Coca-Cola/1
Career High Official World Rank: After 2015 CIMB Classic/12

PGA TOUR CAREER SUMMARY — PLAYOFF RECORD: 1-1

Year	Events Played	Cuts Made	1st	2nd	3rd	Top 10	Top 25	FedExCup Pts/ Rank	Earnings/ Rank
2006A	1								
2009	2								
2010	4								
2011	25	11				2	6	197/170	$533,024/140
2012	17	15			1	1	2	289/143	486,177/147
2013	26	22	1	1	1	8	10	728/16	3,501,703/13
2014	27	20	2	1		5	12	4,750/1	4,814,353/7
2015	28	22			1	2	9	1,051/66	1,735,751/54
2016	20	17				5	9	1,199/50	1,744,571/57
2017	28	16	1	1		4	6	1,086/42	2,697,960/35
Total	178	123	4	3	3	27	54		15,513,972

WEB.COM TOUR

Year	Events Played	Cuts Made	1st	2nd	3rd	Top 10	Top 25	Earnings/Rank
2007A	1							
2009	4	1				1	1	$17,400/166
2010	5	1						2,831/244
2011	1	1				1	1	22,693/136
2012	7	4				2	3	61,175/88
Total	18	7				4	5	104,099

*** Majors and World Golf Championships are considered official on multiple tours***

PGA TOUR TOP TOURNAMENT SUMMARY

Year	06	07	08	09	10	11	12	13	14	15	16	17
Masters									T37	CUT	T17	
U.S. Open	CUT							T4	T23	T25	T32	CUT
The Open Championship								CUT	CUT	T30	CUT	CUT
PGA Championship								CUT	T58	T25	T79	T48
THE PLAYERS								CUT	T26	T13	T28	CUT
Dell Technologies Match Play									T17	T17	T38	
Bridgestone Invitational								T44		T33		T74
Mexico Championship									T50	T46	41	
HSBC Champions									T34	T73		
THE NORTHERN TRUST								CUT	CUT	CUT	T13	CUT
Dell Technologies Championship								T70	T2	72	CUT	CUT
BMW Championship								T18	**1**	T32	T10	62
TOUR Championship								T7	**1**			

NATIONAL TEAMS: Walker Cup (1), 2007.

Beau Hossler

EXEMPT STATUS: 48th on 2017 Web.com Tour priority list
FULL NAME: Beau Hossler
HEIGHT: 6-1
WEIGHT: 195
BIRTHDATE: March 16, 1995
BIRTHPLACE: Mission Viejo, California
RESIDENCE: Austin, Texas
TURNED PROFESSIONAL: 2016
JOINED TOUR: 2018
Web.com Tour Graduate (2017)

BEST PGA TOUR CAREER FINISH:

T29--2012 U.S. Open.

2016-17 SEASON:

Finished the Web.com Tour season with 14 starts, two runner-ups and 11 cuts made. Was 48th in the final priority-ranking order. Secured his PGA TOUR card for the 2017-18 season with a 23rd-place finish on the 2017 Web.com Tour Regular Season money list. Played in eight PGA TOUR events, where he made the cut in half…Entered the Regular Season finale at No. 25 on the money list but finished T19 at the WinCo Foods Portland Open to move into 23rd on the money list and secure his TOUR card…Posted nine consecutive made cuts to open the season before missing the cut at the News Sentinel Open presented by Pilot…Recorded his second runner-up of the season at the LECOM Health Challenge. Carded a final-round 64 with birdies on the final two holes to finish one shot behind Chesson Hadley. Posted just two birdies during a first-round 72, but recorded 26 birdies and an eagle over his final 54 holes…Carded four rounds in the 60s and secured Special Temporary Membership on the Web.com Tour with a runner-up performance at the Air Capital Classic. Finished the tournament at 16-under 264 to wind up five shots back of winner Aaron Wise…Making his first start on the PGA TOUR as a professional, opened the 2017 Farmers Insurance Open with one of two bogey-free rounds, a 5-under 67.

PERSONAL:

Lives in Dallas, Texas and plays out of Trinity Forest, host of the AT&T Byron Nelson beginning in 2018…Growing up, played other sports, including baseball, but focused on golf exclusively at the age of 11…Is a big L.A. Dodgers fan.

PLAYER STATISTICS

MISCELLANEOUS PGA TOUR STATISTICS

Career PGA TOUR Low Round/Round: 66–2017 Travelers Championship/1
Largest Career PGA TOUR Paycheck/Finish: $28,700–2017 Shell Houston Open/T39
Career High FedExCup Rank: After 2018 Safeway Open/73
Career High Official World Rank: After 2017 The Greenbrier Classic/368

PGA TOUR CAREER SUMMARY — PLAYOFF RECORD: 0-0

Year	Events Played	Cuts Made	1st	2nd	3rd	Top 10	Top 25	FedExCup Pts/ Rank	Earnings/ Rank
2011A	1								
2012A	2	2							
2015A	1	1							
2017	8	4							$77,028/
Total	12	7							77,028

WEB.COM TOUR

Year	Events Played	Cuts Made	1st	2nd	3rd	Top 10	Top 25	Earnings/Rank
2017	14	11		2		2	5	$164,326/23
Total	14	11		2		2	5	167,446

*** Majors and World Golf Championships are considered official on multiple tours***

PGA TOUR TOP TOURNAMENT SUMMARY

Year	11	12	13	14	15
U.S. Open	CUT	T29			T58

NATIONAL TEAMS: Palmer Cup (1) 2015; Walker Cup (1) 2015.

Charles Howell III

EXEMPT STATUS: 40th in 2016-17 FedExCup points
FULL NAME: Charles Gordon Howell III
HEIGHT: 5-11
WEIGHT: 155
BIRTHDATE: June 20, 1979
BIRTHPLACE: Augusta, Georgia
RESIDENCE: Orlando, Florida
FAMILY: Wife, Heather; Ansley Grace (5/26/10), Chase (10/26/11)
EDUCATION: Oklahoma State University
SPECIAL INTERESTS: Fitness, nutrition, fishing
TURNED PROFESSIONAL: 2000
JOINED TOUR: 2001

PGA TOUR VICTORIES (2):

2002 Michelob Championship at Kingsmill. **2007** Nissan Open

2016-17 SEASON:

Collected five top-10 finishes in 20 starts through the Wyndham Championship. Advanced to the FedExCup Playoffs for the 11th consecutive season. Ended his season after the BMW Championship ranked 40th in the FedExCup standings. Season was highlighted by a playoff loss at the Quicken Loans National…Posted scores of 68-76-69-74--287 (+3) to finish T67 at the BMW Championship and end his season ranked 40th in the FedExCup standings…Making his first start on the PGA TOUR since the RBC Heritage in April, began the final round of the Quicken Loans National four shots off the lead. Posted three birdies, one bogey and an eagle-2 at No. 14 to close with a 4-under 66 and enter a playoff with playing partner Kyle Stanley (who also began the day four back) at 7-under. With a bogey at the first extra hole against Stanley's par, fell to 1-4 in PGA TOUR playoffs. Recorded his 16th career runner-up in his 490th start on the PGA TOUR while in search of his third PGA TOUR victory and first since 2007 Genesis Open at Riviera, 293 starts ago. Jumped to No. 18 in the FedExCup standings, coming a step closer to advancing to the FedExCup Playoffs for the 11th time in as many seasons. With the finish, secured one of four spots for The Open Championship at Royal Birkdale, his first major appearance since the 2015 PGA Championship and his first Open Championship since 2012. Although the golf course had undergone significant changes, finished runner-up at TPC Potomac in 2004, when the course hosted the PGA TOUR's Booz Allen Classic. Adam Scott won that year…Advanced out of Group Play at World Golf Championships-Dell Technologies Match Play after winning sudden-death playoff over Rafa Cabrera Bello with a birdie-3 at fifth extra hole. Tyrrell Hatton was eliminated from same playoff at first hole after suffering a two-stroke penalty when he failed to replace his ball after it had moved on the putting surface. Lost to eventual runner-up Jon Rahm (6 and 4) in the round of 16 to finish T9…At the Farmers Insurance Open, overcame a 2-over 74 on the South Course to post weekend scores on the same course of 69-68 to finish at 10-under 278 and T2 with C.T. Pan. Followed an eagle-3 at the 13th hole Sunday with a birdie-4 on the 72nd hole to claim a share of second place. The finish at Torrey Pines marked his third top-10 in his last five starts and was his best finish since losing in a playoff at the 2013 CareerBuilder Challenge. The finish came in his 15th start in the event, where he has never missed a cut and the T2 showing was his second top-five finish in his last three starts at Torrey Pines (T5/2015)…With a T8 finish at the Sony Open in Hawaii, recorded his ninth top-10 finish in 16 starts at Waialae Country Club, led by runner-up finishes in 2007 and 2012. Has posted 23 of last 24 rounds at Waialae in the 60s, including his final-round, 5-under 65…In his eighth start at the OHL Classic at Mayakoba, posted scores of 69-64-69-66--268 (-16) to finish T7 with Chris Kirk and Luke List. Has played 27 of 30 rounds at El Camaleon with scores of par or better.

PERSONAL:

Grew up near Augusta National GC, home of the Masters, and was a member of Augusta CC, which is adjacent to Amen Corner…Next-door neighbor, Graham Hill, first introduced him to golf at age 7. Won five tournaments before his 11th birthday.

PLAYER STATISTICS

MISCELLANEOUS PGA TOUR STATISTICS

Career PGA TOUR Low Round/Round: 61–2004 Booz Allen Classic/1
Largest Career PGA TOUR Paycheck/Finish: $936,000–2007 Nissan Open/1
Career High FedExCup Rank: After 2007 PODS Championship/1
Career High Official World Rank: After 2007 Shell Houston Open/15

PGA TOUR CAREER SUMMARY — PLAYOFF RECORD: 1-4

Year	Events Played	Cuts Made	1st	2nd	3rd	Top 10	Top 25	FedExCup Pts/ Rank	Earnings/ Rank
1996A	1								
1997A	1								
2000	13	7			1	1	2		$263,533/
2001	24	20		1	1	5	14		1,520,632/
2002	32	27	1	1	1	7	16		2,702,747/9
2003	31	29		2		6	16		2,568,955/14
2004	30	22		1		5	10		1,703,485/33
2005	29	21		1	1	6	13		2,074,329/29
2006	30	20		2		3	5		1,553,105/52
2007	26	19	1	2		5	8	98,051/18	2,832,091/18
2008	31	22			1	4	12	96,756/95	1,449,232/69
2009	29	21		2		3	8	1,202/49	1,804,460/46
2010	28	23				6	11	764/75	1,482,211/60
2011	30	25			2	7	15	708/19	2,509,223/25
2012	29	20		1		2	8	733/84	1,284,578/67
2013	26	19		1	1	5	9	1,398/35	1,877,389/38
2014	29	24			1	6	10	1,592/34	1,997,044/45
2015	30	23				3	7	792/79	1,257,361/77
2016	25	21				5	14	1,191/52	1,974,962/47
2017	23	20		2		5	10	1,134/40	2,606,383/37
Total	497	383	2	16	9	84	188		33,461,721

WEB.COM TOUR

Year	Events Played	Cuts Made	1st	2nd	3rd	Top 10	Top 25	Earnings/Rank
2000A	1	1		1		1	1	
Total	1	1		1		1	1	

*** Majors and World Golf Championships are considered official on multiple tours***

PGA TOUR TOP TOURNAMENT SUMMARY

Year	01	02	03	04	05	06	07	08	09	10	11	12	13
Masters		T29	T28	T13	CUT	CUT	T30	CUT				T19	
U.S. Open	CUT	T18	T53	T36	T75	T37	T51	CUT				CUT	
The Open Championship			T65	T42	CUT		CUT	CUT	CUT		T28	T64	
PGA Championship	T22	T17	T10	T31	T15	CUT	T42	T47	CUT	T48	T26	CUT	CUT
THE PLAYERS		T60	T32	CUT	CUT	T53	79	CUT	CUT	CUT	CUT	CUT	T66
Dell Technologies Match Play		T17	T33	T33	T33	T33	T9	T17					T17
Bridgestone Invitational			T21	T9			T39	T27	T29				
Mexico Championship			T21	T59			T16	T51				T17	T12
THE NORTHERN TRUST							CUT	CUT	T70	CUT	T18	T54	T33
Dell Technologies Championship							T30	T82	T54	T67	T31	CUT	T53
BMW Championship							T18		T30		T42		T39
TOUR Championship							28				T6		

Year	14	15	16	17
The Open Championship				CUT
PGA Championship	CUT	T65		T73
THE PLAYERS	CUT	T56	CUT	
Dell Technologies Match Play				T9
THE NORTHERN TRUST	T22	T58	CUT	T62
Dell Technologies Championship	T35	T56	T24	CUT
BMW Championship	T36		T47	T67

NATIONAL TEAMS: Presidents Cup (2), 2003, 2007; Palmer Cup (1), 2000.



Mac Hughes

EXEMPT STATUS: 2016-17 tournament winner (through 2018-19)
FULL NAME: Mackenzie Robert Hughes
HEIGHT: 6-1
WEIGHT: 180
BIRTHDATE: November 23, 1990
BIRTHPLACE: Hamilton, Ontario, Canada
RESIDENCE: Charlotte, North Carolina

FAMILY: Wife, Jenna; Kenton Robert (10/28/17)
EDUCATION: Kent State University (2012, Business Management)
SPECIAL INTERESTS: Being outdoors, playing other sports
TURNED PROFESSIONAL: 2013
JOINED TOUR: 2016-17
Web.com Tour Graduate (2016)

PGA TOUR VICTORIES (1):

2017 The RSM Classic.

WEB.COM TOUR VICTORIES (1):

2016 Price Cutter Charity Championship presented by Dr Pepper.

PGA TOUR CANADA VICTORIES (1):

2013 Cape Breton Celtic Classic.

2016-17 SEASON:

Among his two top-10 finishes was his first career PGA TOUR victory at The RSM Classic. Advanced to the first three of four FedExCup Playoffs events, before ending his season ranked 36th in the FedExCup standings…Posted scores of 67-68-69-74--278 (-6) to finish T44 at the BMW Championship and end his season ranked 36th in the FedExCup standings…Finished T10 in his inaugural start at the AT&T Pebble Beach Pro-Am, with four under-par rounds…Jumped out to the lead at The RSM Classic with a first-round, career-low 9-under 61 at the Seaside Course, marking the lowest start in the tournament's seven-year history. Added rounds of 67-68-69 to hold the outright second- and third-round leads before earning a spot in a five-man playoff, which he eventually won on the third extra hole on Monday morning with a par on the par-3 17th hole. The victory, which came just two days before his 26th birthday, came in his ninth start on the PGA TOUR and his fifth of the season after finishing 28th in the final priority-ranking order following a season on the Web.com Tour. Became the first Canadian to win on TOUR since Nick Taylor won the 2014 Sanderson Farms Championship, adding his name to a list of Canadian TOUR winners that includes George Knudson, Mike Weir, Ian Leggatt, Stan Leonard, Richard Zokol, Dan Halldorson, Dave Barr, Al Balding, Jules Huot, Al Johnston, Stephen Ames and Taylor. (Ames and Johnston became Canadian citizens prior to winning). With the victory, became the first player to win on the Mackenzie Tour – PGA TOUR Canada (PGA TOUR-era), Web.com Tour and the PGA TOUR. In addition, became the fourth player to make The RSM Classic his first career PGA TOUR win (and third consecutive), joining Kevin Kisner (2015), Robert Streb (2014) and Tommy Gainey (2012). Statistically speaking, managed to get up-and-down from around the greens during regulation play 17 of 20 times throughout the week.

PERSONAL:

Got his start in golf at the age of 7 when his parents brought him along to the driving range instead of hiring a babysitter…Attended Highland Secondary School in Dundas, Ontario…Has two sisters, Alex and Jessica…Dream as a child was to play in the NHL…Was a standard bearer in Mike Weir's group at the 2004 Canadian Open, shortly after he won the Masters…Favorite pro teams are the Toronto Maple Leafs, Cleveland Cavaliers, Carolina Panthers, and the Toronto Blue Jays…Favorite college team is the Kent State Golden Flashes…Motto is "Success is never owned. It is rented, and the rent is due everyday."…Dislikes anything with chocolate in it…

PLAYER STATISTICS

MISCELLANEOUS PGA TOUR STATISTICS

Career PGA TOUR Low Round/Round: 61–2017 The RSM Classic/1
Largest Career PGA TOUR Paycheck/Finish: $1,080,000–2017 The RSM Classic/1
Career High FedExCup Rank: After 2017 The RSM Classic/4
Career High Official World Rank: After 2017 Sony Open in Hawaii/104

PGA TOUR CAREER SUMMARY — PLAYOFF RECORD: 1-0

Year	Events Played	Cuts Made	1st	2nd	3rd	Top 10	Top 25	FedExCup Pts/ Rank	Earnings/ Rank
2012A	1								
2013	2								
2016	1								
2017	31	22	1			2	9	1,257/36	$2,355,553/41
Total	35	22	1			2	9		2,355,553

WEB.COM TOUR

Year	Events Played	Cuts Made	1st	2nd	3rd	Top 10	Top 25	Earnings/Rank
2014	20	7						$12,782/164
2015	1							
2016	23	14	1			3	4	167,369/17
Total	44	21	1			3	4	222,221

*** Majors and World Golf Championships are considered official on multiple tours***

PGA TOUR TOP TOURNAMENT SUMMARY

Year	13	14	15	16	17
Masters					CUT
U.S. Open	CUT				
PGA Championship					CUT
THE PLAYERS					T16
Bridgestone Invitational					T66
Mexico Championship					T32
THE NORTHERN TRUST					T62
Dell Technologies Championship					T13
BMW Championship					T44

John Huh

EXEMPT STATUS: 121st in 2016-17 FedExCup points
FULL NAME: John CS Huh
HEIGHT: 6-0
WEIGHT: 190
BIRTHDATE: May 21, 1990
BIRTHPLACE: New York, New York
RESIDENCE: Dallas, Texas
FAMILY: Single

EDUCATION: University of California-Northridge
TURNED PROFESSIONAL: 2008
JOINED TOUR: 2012

PGA TOUR VICTORIES (1):

2012 Mayakoba Golf Classic.

INTERNATIONAL VICTORIES (1):

2010 Shinhan Donghae Open [Kor].

2016-17 SEASON:

Advanced to the FedExCup Playoffs for a sixth straight season, with the help of two top-10 finishes…A missed cut at THE NORTHERN TRUST, the first of four FedExCup Playoffs events, resulted in an end to his season at No. 121 in the final standings…Recorded four under-par rounds at the Valspar Championship en route to a T9 finish, his second top-10 of the season…Picked up his first top-10 of the season in his third start, tying for 10th in the Shriners Hospitals for Children Open.

PERSONAL:

Because of a then-recently changed NCAA policy, was unable to procure a scholarship to Cal State-Northridge, at which time he opted to leave college and turn professional. Sixteen core courses were required, but he had just 15. "I took my summer school and tried to do everything I could do," he said. "I ended up one course short, so I couldn't get any scholarships."…Uses special coins to mark his ball…Favorite sports teams include the Los Angeles Dodgers and the Los Angeles Lakers…Favorite quote is "The pain of sacrifice is nothing compared to the pain of regret."…Twitter account is @johnhuh1990.

PLAYER STATISTICS

MISCELLANEOUS PGA TOUR STATISTICS

Career PGA TOUR Low Round/Round: 62–2 times, most recent 2017 Shriners Hospitals for Children Open/1
Largest Career PGA TOUR Paycheck/Finish: $666,000–2012 Mayakoba Golf Classic/1
Career High FedExCup Rank: After 2012 Mayakoba Golf Classic/8
Career High Official World Rank: After 2013 Hyundai Tournament of Champions/62

PGA TOUR CAREER SUMMARY — PLAYOFF RECORD: 1-0

Year	Events Played	Cuts Made	1st	2nd	3rd	Top 10	Top 25	FedExCup Pts/ Rank	Earnings/ Rank
2012	28	22	1	1		4	12	460/29	$2,692,113/28
2013	28	17			1	2	8	1,279/42	1,529,482/58
2014	28	16			2	2	5	698/96	974,043/99
2015	31	21					4	565/110	678,556/135
2016	28	16				3	7	690/95	1,007,219/105
2017	28	18				2	3	382/121	767,575/130
Total	171	110	1	1	3	13	39		7,648,988

*** Majors and World Golf Championships are considered official on multiple tours***

PGA TOUR TOP TOURNAMENT SUMMARY

Year	12	13	14	15	16	17
Masters		T11	CUT			
U.S. Open		T17				
The Open Championship	CUT	CUT				
PGA Championship	T68	CUT	CUT			
THE PLAYERS	T23	T68	T72	CUT	CUT	CUT
Mexico Championship		T28				
THE NORTHERN TRUST	T36	T15	T38	CUT	T31	CUT
Dell Technologies Championship	T51	T22	T69		T65	
BMW Championship	T16	49				
TOUR Championship	29					



Billy Hurley III

EXEMPT STATUS: 2015-16 tournament winner (through 2017-18)
FULL NAME: Willard Jeremiah Hurley III
HEIGHT: 5-10
WEIGHT: 170
BIRTHDATE: June 9, 1982
BIRTHPLACE: Leesburg, Virginia
RESIDENCE: Annapolis, Maryland

FAMILY: Wife, Heather; Will (1/14/07), Jacob (2/21/09), Madison (2/7/14)
EDUCATION: United States Naval Academy (2004, Quantitative Economics)
SPECIAL INTERESTS: Hiking with his family, reading, Bible study
TURNED PROFESSIONAL: 2006
JOINED TOUR: 2012
Web.com Tour Graduate (2011, 2013)

PGA TOUR VICTORIES (1):

2016 Quicken Loans National.

2016-17 SEASON:

Claimed four top-25 finishes in 25 starts, highlighted by a T8 at the Wells Fargo Championship. Unable to advance to the FedExCup Playoffs, ended his season after the Wyndham Championship ranked 135th in the FedExCup standings…His lone top-10 of the 2016-17 season came at the Wells Fargo Championship where he finished T8 at Eagle Point in Wilmington.

PERSONAL:

A graduate from the United States Naval Academy in 2004, he served as a Naval officer from 2004-09. Was a lieutenant aboard a U.S. Navy destroyer from 2007-09, serving in the Persian Gulf to protect Iraqi oil platforms. Also spent time on the Red Sea and the South China Sea. Served on the USS Chung-Hoon, a 10,000-ton guided-missile destroyer. Also worked on a cruiser in Jacksonville, Fla., and a destroyer in Pearl Harbor in Hawaii during his five-year obligation…Not many people know that he won two ship-driving awards during his Naval career and also navigated the Suez Canal…Superstitions include marking his ball with a 1960s dime…Has one brother, who played golf at George Mason University, and two sisters…Charity work includes Ark Children's House (an orphanage in Ecuador), Birdies For the Brave, Love 146 and Young Life.

PLAYER STATISTICS

MISCELLANEOUS PGA TOUR STATISTICS
Career PGA TOUR Low Round/Round: 63–2014 The Greenbrier Classic/2
Largest Career PGA TOUR Paycheck/Finish: $1,242,000–2016 Quicken Loans National/1
Career High FedExCup Rank: After 2014 Frys.com Open/8
Career High Official World Rank: After 2016 BMW Championship/119

PGA TOUR CAREER SUMMARY — PLAYOFF RECORD: 0-0

Year	Events Played	Cuts Made	1st	2nd	3rd	Top 10	Top 25	FedExCup Pts/ Rank	Earnings/ Rank
2006	6	2							$28,910/
2007	1								
2010	1	1							8,560/
2011	3	1							12,780/
2012	27	8				2	2	256/150	474,130/151
2014	26	17				4	5	685/97	1,145,299/91
2015	28	14				1	5	420/136	591,450/148
2016	20	13	1			2	3	1,121/55	1,770,400/55
2017	25	15				1	4	333/135	719,579/137
Total	137	71	1			10	19		4,751,109

WEB.COM TOUR

Year	Events Played	Cuts Made	1st	2nd	3rd	Top 10	Top 25	Earnings/Rank
2006	2							
2007	1	1						$1,980/301
2011	20	13		1		4	9	180,191/25
2012	1	1						2,501/236
2013	24	15		1		3	7	106,745/41
2015	4	3				1	1	31,812/142
2016	4	1						1,790/207
Total	56	34		2		8	17	365,252

*** Majors and World Golf Championships are considered official on multiple tours***

PGA TOUR TOP TOURNAMENT SUMMARY

Year	06	07	08	09	10	11	12	13	14	15	16	17
Masters												CUT
U.S. Open									T48	CUT	CUT	
The Open Championship									T64			
PGA Championship											T22	
THE PLAYERS										CUT		T41
Bridgestone Invitational											T36	
THE NORTHERN TRUST									CUT		T64	
Dell Technologies Championship									T57		T8	
BMW Championship											T42	

NATIONAL TEAMS: Walker Cup (1), 2005.

Freddie Jacobson (YOCK-ub-son)

EXEMPT STATUS: Major Medical Extension
FULL NAME: Fredrik Ulf Yngve Jacobson
HEIGHT: 6-1
WEIGHT: 178
BIRTHDATE: September 26, 1974
BIRTHPLACE: Gothenburg, Sweden
RESIDENCE: Hobe Sound, Florida

FAMILY: Wife, Erika; Alice Sophia J. (5/07/04), Emmie Charlise (1/20/06), Max Fredrik (12/14/07)
SPECIAL INTERESTS: Boating, skiing, sports
TURNED PROFESSIONAL: 1994
JOINED TOUR: 2003

PGA TOUR VICTORIES (1):

2011 Travelers Championship.

INTERNATIONAL VICTORIES (3):

2003 Omega Hong Kong Open [Eur], Algarve Open de Portugal [Eur], Volvo Masters [Eur].

2016-17 SEASON:

Limited to just nine starts during the 2016-17 season due to an ongoing thumb injury (which occured in 2011 while doing yard work, with surgery finally being performed in October 2016). Will play the 2017-18 season on a Major Medical Extension. With 32 earned FedExCup points from a season highlighted by a T14 at the Zurich Classic of New Orleans, will have 18 available starts during the upcoming season to earn 333 points to equal No. 125 J.J. Henry's total of 365 points on the 2017 FedExCup points list. Should he do so, will retain eligibility through the end of the season…Best finish of the 2016-17 season was a T14 with partner Willy Wilcox in the new team format at the Zurich Classsic of New Orleans.

PERSONAL:

By age 10, after playing "pretty much every sport," he turned his interests to golf. Created with his friends a four-hole golf course in the farmlands near where he lived. Set up a short-game course around his house and became the weekend paperboy in his neighborhood so he could save money to purchase new golf clubs…In 2012, launched Freddie Jacobson & Co., a portfolio of startup companies focused on bringing new, innovative products and services to the market. Companies include Florida Living Realty and GolfBeer Brewing Co., crafting beers with fellow TOUR players Graeme McDowell and Keegan Bradley…Took time off in 2015 as son, Max, battled a heart defect. Returned to competition in the fall of 2015 after Max underwent a successful open-heart operation…Lives full time in the U.S. but considers himself "pretty fortunate" to return to Sweden every summer.

PLAYER STATISTICS

MISCELLANEOUS PGA TOUR STATISTICS

Career PGA TOUR Low Round/Round: 62–3 times, most recent 2010 Wyndham Championship/4
Largest Career PGA TOUR Paycheck/Finish: $1,080,000–2011 Travelers Championship/1
Career High FedExCup Rank: After 2011 World Golf Championships-Bridgestone Invitational/13
Career High Official World Rank: After 2004 The Honda Classic/16

PGA TOUR CAREER SUMMARY — PLAYOFF RECORD: 0-0

Year	Events Played	Cuts Made	1st	2nd	3rd	Top 10	Top 25	FedExCup Pts/ Rank	Earnings/ Rank
1998	1	1							$8,965/285
2000	1								
2001	1								
2002	1								
2003	8	7			1	4	4		786,771/
2004	24	18				5	9		1,259,048/59
2005	23	14				3	7		868,525/96
2006	18	10				2	5		788,764/108
2007	20	15		1		5	9	89,589/84	1,469,541/63
2008	24	16		1		3	9	101,343/44	1,597,423/54
2009	25	16				3	7	1,087/57	1,189,995/77
2010	24	18		1		3	9	1,101/58	1,666,252/44
2011	25	21	1			3	11	488/29	2,488,325/26
2012	17	15				1	6	513/105	953,494/104
2013	19	13			1	3	8	821/72	1,236,722/71
2014	27	19		1	1	4	10	1,068/66	1,901,656/48
2015	14	10				1	1	268/167	416,259/167
2016	26	18				3	6	714/90	1,354,196/77
2017	9	3					1	32/220	61,129/221
Total	307	214	1	4	3	43	102		18,047,198

*** Majors and World Golf Championships are considered official on multiple tours***

PGA TOUR TOP TOURNAMENT SUMMARY

Year	98	99	00	01	02	03	04	05	06	07	08	09	10
Masters							T17	CUT					
U.S. Open						T5	CUT				CUT		
The Open Championship	76		CUT	CUT	CUT	T6	CUT	T52			T19	T70	
PGA Championship						CUT	T17	T34			T24		CUT
THE PLAYERS							CUT	CUT	T22	CUT	T32	T49	T10
Dell Technologies Match Play							T9	T33					
Bridgestone Invitational						84	T32				T56		
Mexico Championship						T28	T59						
THE NORTHERN TRUST										T54	CUT	T6	CUT
Dell Technologies Championship										T9	T67	T69	T37
BMW Championship											T10	T30	T48

Year	11	12	13	14	15	16	17
Masters		T19	T25				
U.S. Open	T14	T15	CUT				
The Open Championship	T16	T54	T44	CUT			
PGA Championship	CUT	T36	CUT	T69		T73	
THE PLAYERS	T64	CUT	T48	64	T42	T49	CUT
Dell Technologies Match Play		T33	T9				
Bridgestone Invitational	T11	T50					
Mexico Championship		68	T16				
HSBC Champions	2						
THE NORTHERN TRUST	T32	T67	T37	CUT		CUT	
Dell Technologies Championship	T42		CUT	79		CUT	
BMW Championship	T42			T53			
TOUR Championship	T16						

NATIONAL TEAMS: World Cup (2), 2003, 2004; Seve Trophy (1), 2003.



Stephan Jaeger ("Steven" YAY-gur)

EXEMPT STATUS: 12th on 2017 Web.com Tour priority list
FULL NAME: Stephan Patrick Jaeger
HEIGHT: 5-9
WEIGHT: 170
BIRTHDATE: May 30, 1989
BIRTHPLACE: Munich, Germany
RESIDENCE: Chattanooga, Tennessee
FAMILY: Single

EDUCATION: University of Tennessee-Chattanooga (2012, Psychology)
SPECIAL INTERESTS: Soccer, hockey, tennis, fishing
TURNED PROFESSIONAL: 2012
JOINED TOUR: 2018
Web.com Tour Graduate (2017)

BEST PGA TOUR CAREER FINISH:

T60—2017 U.S. Open.

WEB.COM TOUR VICTORIES (3):

2016 Ellie Mae Classic at TPC Stonebrae. **2017** BMW Charity Pro-Am presented by SYNNEX Corporation, Rust-Oleum Championship.

2016-17 SEASON:

Finished the Web.com Tour season with 22 starts, two wins and 13 cuts made. Was 12th in the final priority-ranking order. Secured his PGA TOUR card for the 2017-18 season with a fifth-place finish on the 2017 Web.com Tour Regular Season money list…Played in the final group at the News Sentinel Open, entering the final round four shots back but settled for a T7 finish. Moved to No. 2 on the money list entering the regular season finale in Portland…A year after shooting a 58 at TPC Stonebrae, played with Golden State Warriors' Stephen Curry for the first two rounds at the Ellie Mae Classic as the defending champion en route to a T20 finish…Posted his second victory in three weeks at the Rust-Oleum Championship with a four-day total of 14-under 274 to edge out Ted Potter Jr. by two shots. Became the first player of the 2017 season to win twice, his third career Web.com Tour victory. Vaulted to No. 1 on the money list with the victory in Chicago. Grabbed sole possession of the 54-hole lead by four shots after a third-round, 4-under 68 in extremely windy conditions…Earned his second career Web.com Tour victory, and first of 2017, after the BMW Charity Pro-Am was shortened to 54 holes due to heavy rain. Grabbed the 54-hole lead by one shot over Tyler Duncan, Andrew Yun, and Xinjun Zhang with a 65 that proved pivotal when the final round was cancelled. Moved from No. 103 to No. 6 on the money list. Also held a share of the 36-hole lead with rounds of 64-66…Teamed with Alex Cejka to represent Germany at the ISPS Handa World Cup of Golf at Kingston Heath Golf Club. Finished T13.

PERSONAL:

Son of Sophie and Klaus Jaeger. Has one sister, Michaela…Came to America in 2006 at the age of 17 as an exchange student his junior year. Attended Baylor School in Chattanooga, where his high school teammates were current PGA TOUR members Harris English and Keith Mitchell. Stayed on at Baylor for his senior year, then went to UT-Chattanooga…His family remains in Germany and he still speaks German fluently…Grew up playing soccer and tennis…Loves cars and racing. Would be a rally car driver if he were not a golfer.

PLAYER STATISTICS

MISCELLANEOUS PGA TOUR STATISTICS
Career PGA TOUR Low Round/Round: 70–2017 Sanderson Farms Championship/1
Largest Career PGA TOUR Paycheck/Finish: $36,846–2018 Safeway Open/T30
Career High FedExCup Rank: After 2018 Safeway Open/30
Career High Official World Rank: After 2017 CVS Health Charity Classic/166

PGA TOUR CAREER SUMMARY — PLAYOFF RECORD: 0-0

Year	Events Played	Cuts Made	1st	2nd	3rd	Top 10	Top 25	FedExCup Pts/ Rank	Earnings/ Rank
2013	1								
2015	1								
2017	2	1							$24,301/
Total	4	1							24,301

WEB.COM TOUR

Year	Events Played	Cuts Made	1st	2nd	3rd	Top 10	Top 25	Earnings/Rank
2012	1							
2013	14	7					2	$38,015/107
2015	19	4				2	2	52,412/86
2016	18	13	1			1	4	147,024/28
2017	22	13	2			3	6	278,364/5
Total	74	37	3			6	14	534,549

*** Majors and World Golf Championships are considered official on multiple tours***

PGA TOUR TOP TOURNAMENT SUMMARY

Year	15	16	17
U.S. Open	CUT		T60

NATIONAL TEAMS: World Cup (1), 2016.



Dustin Johnson

EXEMPT STATUS: Winner, 2016 U.S. Open (through 2021-22)
FULL NAME: Dustin Hunter Johnson
HEIGHT: 6-4
WEIGHT: 190
BIRTHDATE: June 22, 1984
BIRTHPLACE: Columbia, South Carolina
RESIDENCE: North Palm Beach, Florida

FAMILY: Tatum (1/19/15), River Jones (6/12/17)
EDUCATION: Coastal Carolina University
TURNED PROFESSIONAL: 2007
Q SCHOOL: 2007
JOINED TOUR: 2008

PGA TOUR VICTORIES (16):

2008 Turning Stone Resort Championship. **2009** AT&T Pebble Beach National Pro-Am. **2010** AT&T Pebble Beach National Pro-Am, BMW Championship. **2011** The Barclays. **2012** FedEx St. Jude Classic. **2013** Hyundai Tournament of Champions. **2014** World Golf Championships-HSBC Champions. **2015** World Golf Championships-Cadillac Championship. **2016** U.S. Open, World Golf Championships-Bridgestone Invitational, BMW Championship. **2017** Genesis Open, World Golf Championships-Mexico Championship, World Golf Championships-Dell Technologies Match Play, THE NORTHERN TRUST.

OTHER VICTORIES (1):

2010 Shark Shootout [with Ian Poulter]

2016-17 SEASON:

Finished the season No. 4 in the FedExCup standings, the fourth time he has finished inside the top five in the FedExCup. With a career-best four victories (bringing his total to 16 wins on the PGA TOUR), has now won at least once in his first 10 seasons on TOUR, the current best streak. After his win in L.A. at the Genesis Open, took over the No. 1 spot in the Official World Golf Ranking, which he never relinquished for the remainder of the season. Led the United States to a dominating Presidents Cup victory over the Internationals with a flawless record…Making his third Presidents Cup appearance, turned in a dominating 4-0-1 record in leading the United States to a 19-11 victory over the International squad. Teamed with Matt Kuchar in winning two Foursomes matches, and Brooks Koepka in winning two Four-ball matches. Closed out the matches by halving his Singles match with Branden Grace…Earned his fourth victory of the season at THE NORTHERN TRUST at Glen Oaks Club in New York, defeating Jordan Spieth with a birdie at the first playoff hole after both had tied at 13-under 267. Entered the final round trailing Spieth by three strokes before Spieth extended that lead to five after five holes. A double bogey at No. 6 by Spieth gave Johnson hope. With birdies at the 9th and 10th holes, tied the lead at 11-under. Two additional birdies by both players left them tied at 13-under 267. After a 341-yard tee shot on the playoff hole, prevailed with a stellar shot from 95 yards to inside four feet and made the putt to win, earning 2,000 FedExCup points and the the No. 1 position from Hideki Matsuyama in the FedExCup. Won his 16th PGA TOUR title in his 218th start at the age of 33 years, 2 months, 5 days. Playoff record improved to 1-1 while winning a playoff for the first time to claim a PGA TOUR title…Posted scores of 67-69-68-67 to finish T8 in his fourth appearance in the RBC Canadian Open. Led the field in GIR with 57/72 and is a combined 28-under-par in his last eight rounds at Glen Abbey…Missed the cut at the U.S. Open, his second-in-a-row on the back of the Memorial Tournament, along with Jason Day and Rory McIlroy, marking first time since ranking began in 1986 that the top three players in the Official World Golf Ranking failed to advance to the weekend at the U.S. Open…Coming into the Memorial Tournament, had made the most birdies at this event since 2009, with 134. Posted a birdie-free 6-over 78 to sit T109 in the first round and made two birdies during a second-round 74 that led to his second missed cut of the season. The opening round marked the first time since the first round of the 2013 WGC-Bridgestone Invitational that Johnson had played a round on TOUR without a birdie, a period of 3 years, 10 months (1,400 days)…In his first competitive round since withdrawing prior to the Masters with a back injury, overcame rounds of 70-75, making the cut on the number, with weekend scores of 67-67 to finish 9-under at the Wells Fargo Championship, one shot behind winner Brian Harman. Finished runner-up with Pat Perez in his fourth start in the Wells Fargo Championship. Was the seventh player to compete in the Wells Fargo Championship while ranked No. 1 in the FedExCup…Minutes before he was to tee off at Augusta National as the No. 1 player in the world, withdrew from the Masters after suffering a back injury due to a freak accident the day prior in his rental home. Slipped and fell on a small set of steps. Was the favorite to win after coming off three consecutive wins…Won his third consecutive title on the PGA TOUR with his victory at the World Golf Championships-Dell Technologies Match Play. Beat Jon Rahm, 1-up, in the final. Went undefeated all week, playing 112 holes over the competition and never trailing at any stage. Completed the "WGC Slam" with victories in all four World Golf Championships events. Became the first player to win three consecutive starts since Rory McIlroy in 2014…Two weeks after his victory at the Genesis Open, won in his next start at the World Golf Championships-Mexico Championship. Began the final round one stroke behind Justin Thomas and posted a 68 to win by one over England's Tommy Fleetwood. Marked his fourth WGC title. Just two weeks into his reign atop the Official World Golf Ranking, became the fifth player, and first since Adam Scott in 2014, to win his first TOUR start as the No. 1 player in the world…Converted a five-stroke lead into a five-shot victory at the Genesis Open, his 13th career win on TOUR. With the win, overtook the No. 1 spot in the Official World Golf Ranking from Jason Day. Marked the 10th consecutive season he won a title on the PGA TOUR, joining Tiger Woods, Jack Nicklaus and Arnold Palmer as player to have won at least once on TOUR in each of their first 10 seasons on TOUR. Marked his seventh top-10 in 10 starts at Riviera Country Club. Led the field in driving distance (315.3 yards) and GIR (56.72%)…Recorded his second top-10 of the season with a solo-third at the AT&T Pebble Beach Pro-Am. Posted a final-round 4-under 68 to finish five strokes behind winner Jordan Spieth…In his first start in the calendar year, finished T6 at the SBS Tournament of Champions in Maui, Hawaii…Opened with a pair of 66s en route to a T3 at the Hero World Challenge in December.

PERSONAL:

Grandfather Art Whisnant played basketball at South Carolina and was a three-time all-Atlantic Coast Conference selection in the early 1960s…Younger brother and caddie Austin played guard for the Charleston Southern University basketball team…Launched the Dustin Johnson Foundation in 2010 for the purpose of supporting various youth initiatives with the primary focus of promoting and supporting youth and college golf programs…Formed the Dustin Johnson Golf School, located at TPC of Myrtle Beach, with former Coastal Carolina University coach Allen Terrell, who recruited Johnson in college and remains his coach.

PLAYER STATISTICS

MISCELLANEOUS PGA TOUR STATISTICS

Career PGA TOUR Low Round/Round: 62–3 times, most recent 2015 BMW Championship/2
Largest Career PGA TOUR Paycheck/Finish: $1,800,000–2016 U.S. Open/1
Career High FedExCup Rank: After 2017 THE NORTHERN TRUST/1
Career High Official World Rank: After 2017 Genesis Open/1

PGA TOUR CAREER SUMMARY — PLAYOFF RECORD: 1-1

Year	Events Played	Cuts Made	1st	2nd	3rd	Top 10	Top 25	FedExCup Pts/ Rank	Earnings/ Rank
2007	1								
2008	30	17	1			3	6	93,150/134	$1,789,895/42
2009	25	20	1			5	11	700/14	2,977,901/15
2010	23	20	2		1	7	12	2,493/5	4,473,122/4
2011	21	17	1	2	1	6	9	2,488/4	4,309,961/5
2012	19	17	1		1	9	11	1,527/8	3,393,820/19
2013	22	16	1	1		6	8	760/13	2,963,214/19
2014	17	14	1	2		7	10	210/30	4,249,180/12
2015	21	18	1	2		11	13	1,360/7	5,509,467/5
2016	22	21	3	1	2	15	19	2,380/2	9,365,185/1
2017	20	17	4	1	1	8	14	1,720/4	8,732,193/3
Total	221	177	16	9	6	77	113		47,763,937

WEB.COM TOUR

Year	Events Played	Cuts Made	1st	2nd	3rd	Top 10	Top 25	Earnings/Rank
2007A	1	1						
Total	1	1						

*** Majors and World Golf Championships are considered official on multiple tours***

PGA TOUR TOP TOURNAMENT SUMMARY

Year	08	09	10	11	12	13	14	15	16	17
Masters		T30	T38	T38		T13	CUT	T6	T4	
U.S. Open	T48	T40	T8	T23	CUT	55	T4	T2	**1**	CUT
The Open Championship		CUT	T14	T2	T9	T32	T12	T49	T9	T54
PGA Championship		T10	T5	CUT	T48	T8		T7	CUT	T13
THE PLAYERS	CUT	T79	T34	T57		WD	T59	T69	T28	T12
Dell Technologies Match Play		T33	T33	T33	T9	T33	T33	T17	T5	**1**
Bridgestone Invitational		T22	15	T48	T19	T33		T53	**1**	T17
Mexico Championship		T35	T56	2	T35	T12	T4	**1**	T14	**1**
HSBC Champions					T39		**1**		T5	T35
THE NORTHERN TRUST	CUT	T15	T9	**1**	T3	CUT		T9	T18	**1**
Dell Technologies Championship		T4	T57	T42	T4	T27		T44	T8	T18
BMW Championship		T30	**1**	T65	T6	T62		T7	**1**	T33
TOUR Championship		27	T22	T23	T10	5		T5	T6	T17

NATIONAL TEAMS: Presidents Cup (3), 2011, 2015, 2017; Ryder Cup (3), 2010, 2012, 2016; Walker Cup (1), 2007; Palmer Cup (1), 2007.



Zach Johnson

EXEMPT STATUS: Winner, 2015 Open Championship (through 2019-20)
FULL NAME: Zachary Harris Johnson
HEIGHT: 5-11
WEIGHT: 164
BIRTHDATE: February 24, 1976
BIRTHPLACE: Cedar Rapids, Iowa
RESIDENCE: St. Simons Island, Georgia
FAMILY: Wife, Kim; Will (1/4/07), Wyatt (7/23/10), Abby Jane (11/1/12)
EDUCATION: Drake University (1998, Business Management/Marketing)
SPECIAL INTERESTS: Movies, all sports, downhill skiing, spending time with wife and three kids, Drake University and University of Iowa athletics
TURNED PROFESSIONAL: 1998
JOINED TOUR: 2004
Web.com Tour Graduate (2003)

PGA TOUR VICTORIES (12):

2004 BellSouth Classic. **2007** Masters Tournament, AT&T Classic. **2008** Valero Texas Open. **2009** Sony Open in Hawaii, Valero Texas Open. **2010** Crowne Plaza Invitational at Colonial. **2012** Crowne Plaza Invitational at Colonial, John Deere Classic. **2013** BMW Championship. **2014** Hyundai Tournament of Champions. **2015** The Open Championship.

WEB.COM TOUR VICTORIES (2):

2003 Rheem Classic, Envirocare Utah Classic.

OTHER VICTORIES (2):

2006 Wendy's 3-Tour Challenge [with Stewart Cink and Scott Verplank]. **2011** CVS Caremark Charity Classic [with Matt Kuchar].

2016-17 SEASON:

Made the cut in 17 of 23 starts, with a runner-up finish (the 10th of his career) at the World Golf Championships-Bridgestone Invitational the best of his four top-10 finishes. Advanced to the FedExCup Playoffs for the 10th time in the 11 seasons of the FedExCup era, finishing the season No. 48 in the standings…Ended the season with a T20 finish at the BMW Championship…Headed into the final round with a share of the 54-hole lead and finished runner-up at WGC-Bridgestone Invitational, failing to secure the win despite a 2-under 68 which included just one bogey (No. 3). Marked the fifth time he led or shared the lead on the PGA TOUR through 54 holes. Converted three of the previous four 54-hole leads into victories. Co-lead was first time ever leading through any single round of 41 World Golf Championships starts. Runner-up finish was his 11th top-10 finish and best result in a WGC stroke play event…With scores of 65-67-70-67—269 (-15) to finish T5 in his 16th start at the John Deere Classic, extended his streak of consecutive rounds of par-or-better at TPC Deere Run to 37, 33 of which have been in the 60s. The finish marked his seventh top-10 in the event, six of which have been top-five finishes. Moved his number of rounds below 70 in the event to 43, the most of any player. With 279, no one has more birdies at TPC Deere Run…Advanced out of Group Play at World Golf Championships-Dell Technologies Match Play before losing to eventual-champion Dustin Johnson (5 and 4) in the round of 16 to finish T9…Seeking to become a multiple winner of the Sony Open in Hawaii (2009), posted a final-round, 2-under 68 to finish T6 and a distant 10 strokes behind champion Justin Thomas. Week highlighted by a 9-under 61 in the second round.

PERSONAL:

Began playing golf at age 10…Lists his father and mother among his heroes. Father is a chiropractor…Huge Drake University and University of Iowa sports fan…The gallery at BellSouth Classic at first TOUR victory included a group of about 10 men from Iowa who gave him financial support early in his career, buying a stake in Zach for $500 a share. Some were seeing him play as a pro for the first time. "It started out as a business, but it ended up as a business family," Johnson said of his relationship with them. "It's unbelievable having them here. They would buy a couple stock shares in me and just allow me to go out and not have to worry about the necessities of traveling week to week."…In July of 2010, announced formation of the Zach Johnson Foundation that will benefit children in need in the Greater Cedar Rapids area. The Foundation's premier event is the Zach Johnson Foundation Classic, a tournament that features PGA TOUR players as well as some of the game's future superstars. Inaugural event took place at Elmcrest CC in Cedar Rapids on Aug. 1, 2011. The tournament supports Kids on Course, a pilot program at Van Buren Elementary and Harrison Elementary Schools…In June 2016, was inducted into the Iowa Golf Hall of Fame.

PLAYER STATISTICS

MISCELLANEOUS PGA TOUR STATISTICS

Career PGA TOUR Low Round/Round: 60–2 times, most recent 2009 Valero Texas Open/3
Largest Career PGA TOUR Paycheck/Finish: $1,794,690–2015 The Open Championship/1
Career High FedExCup Rank: After 2009 St. Jude Classic presented by FedEx/1
Career High Official World Rank: After 2014 Northern Trust Open/6

PGA TOUR CAREER SUMMARY — PLAYOFF RECORD: 4-1

Year	Events Played	Cuts Made	1st	2nd	3rd	Top 10	Top 25	FedExCup Pts/ Rank	Earnings/ Rank
2001	1								
2002	2	1					1		$57,000/
2003	1								
2004	30	24	1		2	5	15		2,417,685/19
2005	30	21		1	1	5	11		1,796,441/39
2006	27	21		2	1	4	9		2,452,250/24
2007	23	18	2	1		5	10	102,873/7	3,922,338/8
2008	25	19	1			3	7	93,350/131	1,615,123/53
2009	26	22	2	1	1	9	16	2,073/6	4,714,813/4
2010	25	23	1		1	3	13	683/17	2,916,993/19
2011	23	19			1	4	11	1,414/40	1,880,406/44
2012	25	24	2	2		6	11	1,073/12	4,504,244/6
2013	24	20	1	1	1	8	11	2,238/5	4,044,509/9
2014	26	24	1	1	1	5	12	650/18	3,353,284/19
2015	25	20	1		1	10	16	1,450/6	4,801,487/8
2016	24	21				5	9	1,071/57	1,718,703/58
2017	23	17		1		4	8	1,017/48	2,362,968/40
Total	360	294	12	10	10	76	160		42,558,377

WEB.COM TOUR

Year	Events Played	Cuts Made	1st	2nd	3rd	Top 10	Top 25	Earnings/Rank
1999	2	1						$945/227
2000	11	4					1	10,280/174
2003	20	19	2	4	3	11	16	494,882/1
Total	33	24	2	4	3	11	17	506,107

*** Majors and World Golf Championships are considered official on multiple tours***

PGA TOUR TOP TOURNAMENT SUMMARY

Year	04	05	06	07	08	09	10	11	12	13	14	15	16
Masters		CUT	T32	**1**	T20	CUT	42	CUT	T32	T35	CUT	T9	CUT
U.S. Open	T48	CUT	CUT	T45	CUT	CUT	T77	T30	T41	CUT	T40	T72	T8
The Open Championship	CUT	CUT	CUT	T20	T51	T47	T76	T16	T9	T6	T47	**1**	T12
PGA Championship	T37	T17	CUT	CUT	CUT	T10	T3	T59	70	T8	T69	CUT	T33
THE PLAYERS		T8	T58	T16	CUT	T32	T22	T12	T2	T19	T26	T13	T54
Dell Technologies Match Play		T33	3	T33	T33	T17	T17	T33	T33	T33	T33	T17	T9
Bridgestone Invitational	T22	T9	T36	T11	T16	T15	T33	T6	T40	T4	T23	T33	T10
Mexico Championship	10	T43	T45	T9	T9	T53	T37	T24	T17	T47	T16	T49	T47
THE NORTHERN TRUST				T25	CUT	T28	T21	CUT	T38		T22	T4	T48
Dell Technologies Championship				T30		T19	T30	T16	T47	T27	T16	T22	T57
BMW Championship				T38		5	T15	T31	T12	**1**	T43	T13	T42
TOUR Championship				T2		T16	T9		T15	T7	21	T8	

Year	17
Masters	CUT
U.S. Open	T27
The Open Championship	T14
PGA Championship	T48
THE PLAYERS	T48
Dell Technologies Match Play	T9
Bridgestone Invitational	2
Mexico Championship	T58
THE NORTHERN TRUST	CUT
Dell Technologies Championship	T56
BMW Championship	T20

NATIONAL TEAMS: Presidents Cup (4), 2007, 2009, 2013, 2015; Ryder Cup (5), 2006, 2010, 2012, 2014, 2016; World Cup (1), 2005.

Andrew Johnston

EXEMPT STATUS: Minor Medical Extension
FULL NAME: Andrew Johnston
HEIGHT: 5-11
WEIGHT: 212
BIRTHDATE: February 18, 1989
BIRTHPLACE: London, England
RESIDENCE: London, England

FAMILY: Single
SPECIAL INTERESTS: Football, sports, cartoons, basketball
TURNED PROFESSIONAL: 2009
JOINED TOUR: 2016-17
Web.com Tour Graduate (2016)

BEST PGA TOUR CAREER FINISH:

8—2016 The Open Championship.

INTERNATIONAL VICTORIES (3):

2014 Scottish Hydro Challenge [EurChall], **2014** Le Vaudreuil Golf Challenge [EurChall]. **2016** Real Club Valderrama Open de España [Eur].

2016-17 SEASON:

Season limited to just 13 starts and a season-best T10 at the Puerto Rico Open. Did not play again after withdrawing with a shoulder injury following the first round of the PGA Championship. Will enter the 2017-18 season on a Minor Medical Extension, with three events available to earn 253 points (coupled with 112 earned during the 2016-17 season) to equal No. 125 J.J. Henry's 365-point total on the 2017 FedExCup points list. Should he do so, will retain eligibility through the end of the season…Posted a bogey-free 6-under 66 in round three of the Puerto Rico Open en route to a 15-under 273 total, good for a share of 10th place with six others. The finish marked his second top-10 showing on the PGA TOUR and first since a solo-eighth at the 2016 Open Championship.

PERSONAL:

Nickname is "Beef"…Born in London to a working-class family, with his late dad working as a bus driver and at a timber company, and his mom working in a school cafeteria…Is of partial Jamaican descent…Is an Arsenal fan and loves basketball…In addition to Tiger Wood, lists Chi Chi Rodriguez as his hero.

PLAYER STATISTICS

MISCELLANEOUS PGA TOUR STATISTICS

Career PGA TOUR Low Round/Round: 66–2017 Puerto Rico Open/3
Largest Career PGA TOUR Paycheck/Finish: $224,196–2016 The Open Championship/8
Career High FedExCup Rank: After 2017 World Golf Championships-HSBC Champions/130
Career High Official World Rank: After 2016 Albertsons Boise Open presented by Kraft Nabisco/74

PGA TOUR CAREER SUMMARY — PLAYOFF RECORD: 0-0

Year	Events Played	Cuts Made	1st	2nd	3rd	Top 10	Top 25	FedExCup Pts/ Rank	Earnings/ Rank
2011	1								
2016	4	4				1	1		$270,262/
2017	13	8				1	1	112/189	293,233/179
Total	18	12				2	2		563,495

WEB.COM TOUR

Year	Events Played	Cuts Made	1st	2nd	3rd	Top 10	Top 25	Earnings/Rank
2016	3	2				1	1	$54,910/92
Total	3	2				1	1	54,910

*** Majors and World Golf Championships are considered official on multiple tours***

PGA TOUR TOP TOURNAMENT SUMMARY

Year	11	12	13	14	15	16	17
U.S. Open						T54	T42
The Open Championship	CUT					8	T27
PGA Championship						T60	WD
Bridgestone Invitational						T42	
HSBC Champions							T47

Matt Jones

EXEMPT STATUS: 35th on 2017 Web.com Tour priority list
FULL NAME: Matthew Paul Jones
HEIGHT: 6-0
WEIGHT: 170
BIRTHDATE: April 19, 1980
BIRTHPLACE: Sydney, New South Wales, Australia
RESIDENCE: Scottsdale, Arizona
FAMILY: Wife, Melissa; Saber Victoria (5/10/12), Savannah (3/15/14)
EDUCATION: Arizona State University (2001)
SPECIAL INTERESTS: Yoga, boating, barbecuing
TURNED PROFESSIONAL: 2001
JOINED TOUR: 2008
Web.com Tour Graduate (2007, 2017)

PGA TOUR VICTORIES (1):

2014 Shell Houston Open.

INTERNATIONAL VICTORIES (1):

2015 Emirates Australian Open

2016-17 SEASON:

Finished the Web.com Tour season with four starts, one top-10 and two cuts made. Was 35th in the final priority-ranking order. Secured his PGA TOUR card for the 2017-18 season with a 17th-place finish on the 2017 Web.com Tour Finals money list (excluding the 25). Made the cut in 12 of 20 starts on the PGA TOUR, recording five top-25 finishes but failing to post a top-10 finish for the second consecutive season. Ended the season No. 152 in the FedExCup standings…Recorded a T6 finish at the Web.com Tour Championship to jump inside the top 25 on the Finals money list.

PERSONAL:

Born and raised in Oyster Bay, a small suburb outside of Sydney, Australia…At age 6, met fellow Australian Greg Norman who was the No. 1 ranked player in the world at the time, sparking his determination to becoming a professional golfer…Learned to play golf with his father and uncle, spending most days on the course with his older brother, Brett, who is now a club professional in New Jersey. Coincidentally, Brett competed in the 2015 PGA Championship where Matt was the 36-hole leader…First professional golf lesson was at 15 with Gary Barter, who continues to be his swing coach and mentor…Moved to the United States in 1998 to attend Arizona State University where he was a first team All-American…In 2010, married Melissa Weber, who represented Idaho in Miss USA 2009.

PLAYER STATISTICS

MISCELLANEOUS PGA TOUR STATISTICS

Career PGA TOUR Low Round/Round: 62–2013 Wyndham Championship/4
Largest Career PGA TOUR Paycheck/Finish: $1,152,000–2014 Shell Houston Open/1
Career High FedExCup Rank: After 2014 Shell Houston Open/16
Career High Official World Rank: After 2014 Zurich Classic of New Orleans/41

PGA TOUR CAREER SUMMARY — PLAYOFF RECORD: 1-0

Year	Events Played	Cuts Made	1st	2nd	3rd	Top 10	Top 25	FedExCup Pts/ Rank	Earnings/ Rank
2005	1								
2008	31	17				2	5	93,590/127	$775,899/135
2009	17	12				2	4	353/126	593,313/134
2010	27	17				5	8	1,035/63	1,215,743/72
2011	25	10				1	5	328/127	602,392/133
2012	19	8				1	2	143/184	300,254/172
2013	24	18		1		5	9	1,419/32	1,724,707/48
2014	25	17	1			1	5	1,051/67	1,927,571/47
2015	25	20			2	4	7	1,445/33	1,995,553/44
2016	27	15					3	445/126	712,723/126
2017	20	12					5	248/152	510,622/155
Total	241	146	1	1	2	21	53		10,359,362

WEB.COM TOUR

Year	Events Played	Cuts Made	1st	2nd	3rd	Top 10	Top 25	Earnings/Rank
2002	8	4					1	$11,844/
2004	23	12				2	7	87,114/68
2005	14	8				1	3	44,976/98
2006	24	17				5	9	123,066/49
2007	25	18		4		6	9	302,227/7
2009	1	1			1	1	1	26,400/143
2012	2							
2016	3	1						2,700/236
2017	4	2				1	2	47,740/108
Total	104	63		4	1	16	32	646,067

*** Majors and World Golf Championships are considered official on multiple tours***

PGA TOUR TOP TOURNAMENT SUMMARY

Year	08	09	10	11	12	13	14	15	16
Masters							CUT		
U.S. Open		WD					CUT		
The Open Championship							T54	T30	T39
PGA Championship			CUT			T40	T46	T21	T79
THE PLAYERS	CUT			T19		CUT	T17	CUT	CUT
Dell Technologies Match Play								T34	T51
Bridgestone Invitational							T31		T16
HSBC Champions								T53	T40
THE NORTHERN TRUST	CUT		T60			T33	CUT	T53	
Dell Technologies Championship			T33			CUT	78	T4	
BMW Championship			T37			T8	T53	T32	



Sung Kang

EXEMPT STATUS: 59th in 2016-17 FedExCup points
FULL NAME: Sunghoon Kang
HEIGHT: 5-8
WEIGHT: 165
BIRTHDATE: June 4, 1987
BIRTHPLACE: Jeju, South Korea
RESIDENCE: Seoul, South Korea; Irving, Texas

FAMILY: Single
EDUCATION: Yonsei University (2009)
SPECIAL INTERESTS: Watching movies
TURNED PROFESSIONAL: 2007
JOINED TOUR: 2015
Web.com Tour Graduate (2015)

BEST PGA TOUR CAREER FINISH:

2—2017 Shell Houston Open.

INTERNATIONAL VICTORIES (2):

2013 CJ Invitational Hosted by K.J. Choi [OneAsia], Kolon Korea Open [OneAsia].

2016-17 SEASON:

For the first time in his PGA TOUR career, advanced to the third FedExCup Playoffs event, finishing T53 at the BMW Championship and a career-best No. 59 in the FedExCup. Closed out the season with career-best totals in made cuts (20), top-10 finishes (3) and top-25 finishes (8)…Made the cut for the first time in three starts at the Quicken Loans National, finishing T5 at 4-under 276 (three strokes shy of the Kyle Stanley-Charles Howell III playoff). With the tournament once again part of The Open Qualifying Series, earned his ticket to the 146th Open Championship at Royal Birkdale as one of the top four finishers (not otherwise eligible) among the top 12 and ties…Overcame a 2-over 74 in round three of the Valero Texas Open with a 68 in Sunday's final round at TPC San Antonio to finish T6 with three others at 7-under 281…Entered the final round of the Shell Houston Open leading Rickie Fowler by three stokes, his first-ever 54-hole lead on TOUR. Finished alone in second after an even-par 72 in the final round. Earlier in the week, tied the course record with a second-round 63 to take a six-shot lead heading to the weekend. His 16-under 128 total broke the 36-hole tournament record by one and current course record by three (132). In the second round, made 196'8" of putts, the third most in tournament history. Made six putts outside 20 feet in the second round, a new ShotLink record (since 1983). The runner-up marked his first on the PGA TOUR.

PERSONAL:

Favorite professional team is the Los Angeles Lakers…Favorite food is kalbee…Attended Namju High School in Jeju, Korea…Favorite courses he's played are Quail Hollow, Torrey Pines' South Course and Pinx CC in his native South Korea…Dream foursome would include Ben Hogan, Jack Nicklaus and Arnold Palmer…Has played on the Korean PGA, Asian PGA, One Asia and Japan Golf Tours.

PLAYER STATISTICS

MISCELLANEOUS PGA TOUR STATISTICS

Career PGA TOUR Low Round/Round: 60–2016 AT&T Pebble Beach Pro-Am/2
Largest Career PGA TOUR Paycheck/Finish: $756,000–2017 Shell Houston Open/2
Career High FedExCup Rank: After 2018 CIMB Classic/5
Career High Official World Rank: After 2018 CIMB Classic/80

PGA TOUR CAREER SUMMARY — PLAYOFF RECORD: 0-0

Year	Events Played	Cuts Made	1st	2nd	3rd	Top 10	Top 25	FedExCup Pts/ Rank	Earnings/ Rank
2011	21	11			1	2	6	219/160	$702,382/120
2012	30	7						146/182	169,439/194
2016	29	16				2	7	679/96	979,576/109
2017	32	20		1		3	8	899/59	1,943,309/50
Total	112	54		1	1	7	21		3,794,706

WEB.COM TOUR

Year	Events Played	Cuts Made	1st	2nd	3rd	Top 10	Top 25	Earnings/Rank
2011	6	4		1		1	2	$76,981/75
2012	4	1						2,248/241
2013	21	11				1	3	56,075/86
2014	16	7		1		1	4	72,622/64
2015	21	12		1	1	4	5	168,971/22
Total	68	35		3	1	7	14	386,367

*** Majors and World Golf Championships are considered official on multiple tours***

PGA TOUR TOP TOURNAMENT SUMMARY

Year	11	12	13	14	15	16	17
U.S. Open	T39					T18	
The Open Championship							T44
PGA Championship							T44
THE PLAYERS		T61					T30
THE NORTHERN TRUST						T18	CUT
Dell Technologies Championship						CUT	T35
BMW Championship							T53

Smylie Kaufman

EXEMPT STATUS: 2015-16 tournament winner (through 2017-18)
FULL NAME: Carter Smylie Kaufman
HEIGHT: 6-1
WEIGHT: 170
BIRTHDATE: November 30, 1991
BIRTHPLACE: Birmingham, Alabama
RESIDENCE: Birmingham, Alabama

FAMILY: Single
EDUCATION: Louisiana State University (2014, Marketing)
SPECIAL INTERESTS: Basketball, working out
TURNED PROFESSIONAL: 2014
JOINED TOUR: 2015-16
Web.com Tour Graduate (2015)

PGA TOUR VICTORIES (1):

2016 Shriners Hospitals for Children Open.

WEB.COM TOUR VICTORIES (1):

2015 United Leasing Championship.

2016-17 SEASON:

Claimed three top-25 finishes in 26 starts, highlighted by a T5 at the Wells Fargo Championship. Unable to advance to the FedExCup Playoffs, ended his season after the Wyndham Championship at No. 141 in the FedExCup standings…After seven missed cuts in his last eight starts, finished T5 at the Wells Fargo Championship, three shots behind winner Brian Harman. Closed with a 68 at Eagle Point Golf Club for his only top-10 of the season.

PERSONAL:

Smylie is a family name, not a nickname (grandmother's cousin, 1971 Georgia Tech All-American defensive end, Smylie Gebhart)…Grandfather (Alan Kaufman) was a former golf coach at University of Alabama-Birmingham and one-time coach of Graeme McDowell…Was point guard on his state championship basketball team in 2009, his junior year…Started Kids vs. Cancer with his younger brother, Luckie, a charity that helps combat cancer in children…Helped raise awareness and money, along with other LSU graduates, in support of those affected by the Louisiana floods in the summer of 2016…Was a freshman on LSU golf team when John Peterson and Andrew Loupe were seniors and followed their lead in terms of commitment and work ethic. "I learned what hard work really was, from those two guys."

PLAYER STATISTICS

MISCELLANEOUS PGA TOUR STATISTICS
Career PGA TOUR Low Round/Round: 61–2016 Shriners Hospitals for Children Open/4
Largest Career PGA TOUR Paycheck/Finish: $1,152,000–2016 Shriners Hospitals for Children Open/1
Career High FedExCup Rank: After 2016 Shriners Hospitals for Children Open/1
Career High Official World Rank: After 2016 RBC Heritage/48

PGA TOUR CAREER SUMMARY — PLAYOFF RECORD: 0-0

Year	Events Played	Cuts Made	1st	2nd	3rd	Top 10	Top 25	FedExCup Pts/ Rank	Earnings/ Rank
2014	1								
2015	2	1							$7,210/
2016	28	18	1			4	10	1,409/43	2,508,174/35
2017	26	12				1	3	316/141	784,758/128
Total	57	31	1			5	13		3,300,142

WEB.COM TOUR

Year	Events Played	Cuts Made	1st	2nd	3rd	Top 10	Top 25	Earnings/Rank
2015	20	10	1	1		5	7	$248,088/6
Total	20	10	1	1		5	7	274,498

*** Majors and World Golf Championships are considered official on multiple tours***

PGA TOUR TOP TOURNAMENT SUMMARY

Year	14	15	16	17
Masters			T29	
U.S. Open	CUT		CUT	
The Open Championship			CUT	
PGA Championship			CUT	
THE PLAYERS			CUT	T12
Dell Technologies Match Play			T61	
Bridgestone Invitational			T27	
Mexico Championship			T8	
THE NORTHERN TRUST			CUT	
Dell Technologies Championship			T24	
BMW Championship			T56	



Martin Kaymer (KY-mer)

EXEMPT STATUS: Winner, 2014 U.S. Open (through 2018-19)
FULL NAME: Martin Kaymer
HEIGHT: 6-0
WEIGHT: 165
BIRTHDATE: December 28, 1984
BIRTHPLACE: Dusseldorf, Germany
RESIDENCE: Mettmann, Germany
FAMILY: Single
SPECIAL INTERESTS: Soccer, basketball, go-karting
TURNED PROFESSIONAL: 2005
JOINED TOUR: 2013

PGA TOUR VICTORIES (3):

2010 PGA Championship. **2014** THE PLAYERS Championship, U.S. Open.

INTERNATIONAL VICTORIES (12):

2006 Vodafone Challenge [EurChall], Open des Volcans [EurChall]. **2008** Abu Dhabi Championship [Eur], BMW International Open [Eur]. **2009** Open de France [Eur], The Barclays Scottish Open [Eur]. **2010** Abu Dhabi Championship [Eur], KLM Open [Eur], Alfred Dunhill Links Championship [Eur]. **2011** Abu Dhabi Championship [Eur]. World Golf Championships-HSBC Champions [Eur]. **2012** Nedbank Golf Challenge [SAf].

2016-17 SEASON:

Made the cut in all 10 starts on the PGA TOUR, with five top-25s, including one top-10. Withdrew from the PGA Championship and World Golf Championships-Bridgestone Invitational due to a shoulder injury and did not make another start on TOUR…Playing on a sponsor exemption at The Honda Classic, finished T4 with rounds of 65-70-68-70—273 for his first top-five showing on the PGA TOUR since his 2014 U.S. Open victory (-7).

PERSONAL:

Early sports included gymnastics and football…First experience on the golf course was age 10 with his father and brother…Cites Ernie Els as his golf hero.

PLAYER STATISTICS

MISCELLANEOUS PGA TOUR STATISTICS

Career PGA TOUR Low Round/Round: 62–2014 World Golf Championships-HSBC Champions/3
Largest Career PGA TOUR Paycheck/Finish: $1,800,000–2014 THE PLAYERS Championship/1
Career High FedExCup Rank: After 2014 Travelers Championship/5
Career High Official World Rank: After 2011 Valero Texas Open/1

PGA TOUR CAREER SUMMARY — PLAYOFF RECORD: 1-0

Year	Events Played	Cuts Made	1st	2nd	3rd	Top 10	Top 25	FedExCup Pts/ Rank	Earnings/ Rank
2008	8	5							$37,638/
2009	11	9				1	3		454,657/
2010	10	7	1		1	4	6		1,762,793/
2011	10	8		1		1	5		344,209/
2012	8	6				1	4		283,357/
2013	17	14				3	4	679/84	882,937/94
2014	19	15	2			4	8	655/16	4,532,537/10
2015	13	9				1	4	406/139	886,378/114
2016	10	9				1	2		476,240/
2017	10	10				1	5		651,046/
Total	116	92	3	1	1	17	41		10,311,791

*** Majors and World Golf Championships are considered official on multiple tours***

PGA TOUR TOP TOURNAMENT SUMMARY

Year	08	09	10	11	12	13	14	15	16	17
Masters	CUT	CUT	CUT	CUT	T44	T35	T31	CUT	T49	T16
U.S. Open	T53	CUT	T8	T39	T15	T59	**1**	CUT	T37	T35
The Open Championship	80	T34	T7	T12	CUT	T32	70	T12	T36	T37
PGA Championship	CUT	T6	**1**	CUT	CUT	T33	CUT	T12	T7	
THE PLAYERS		T55	T34	T19	T15	T43	**1**	T56	T39	T69
Dell Technologies Match Play	T33	T17	T17	2	T9	T9	T33	T34	T18	T17
Bridgestone Invitational	T68	T60	T22	T29	T29	T9	T56	T45		
Mexico Championship	T57	T35	T3	T24	T20	T49	T58	T31	T42	T23
HSBC Champions		T6	T30	**1**	9		T8	T6	T30	T40
THE NORTHERN TRUST						T50	CUT			
Dell Technologies Championship						T47	T7			
BMW Championship							T16			
TOUR Championship							T23			

NATIONAL TEAMS: Ryder Cup (4), 2010, 2012, 2014, 2016; World Cup (4), 2007, 2008, 2009, 2011; Summer Olympics (1), 2016.



Michael Kim

EXEMPT STATUS: 100th in 2016-17 FedExCup points
FULL NAME: Michael Sangwon Kim
HEIGHT: 5-11
WEIGHT: 165
BIRTHDATE: July 14, 1993
BIRTHPLACE: Seoul, South Korea
RESIDENCE: Houston, Texas

FAMILY: Single
EDUCATION: University of California-Berkeley
SPECIAL INTERESTS: Sports, sleeping, listening to music
TURNED PROFESSIONAL: 2013
JOINED TOUR: 2015-16
Web.com Tour Graduate (2015)

BEST PGA TOUR CAREER FINISH:

T3—2017 Safeway Open.

2016-17 SEASON:

Made the cut in 19 of 28 starts during his sophomore season on the PGA TOUR, highlighted by his first top-10 finish at the season-opening Safeway Open. Did not crack the top 10 again, but managed six top-25 finishes. Finished the season No. 100 in the FedExCup standings following missed cuts at the opening two FedExCup Playoffs events…In the season's first event, the Safeway Open, overcame a 1-over 73 in the first round at Silverado Resort and Spa with scores of 67-65-67 to finish T3 at 16-under 272. Offset six bogeys with 22 birdies on the week in Napa Valley to claim his first top-10 finish on the PGA TOUR in 34 starts.

PERSONAL:

Favorite athletes are Kobe Bryant, Michael Jordan and Aaron Rodgers…Attended Torrey Pines High School in San Diego, Calif…If not a golfer, would like to be an ESPN golf analyst…Bucket list includes playing in the Masters, playing a round with Tiger Woods and attending the NBA Finals or the Super Bowl.

PLAYER STATISTICS

MISCELLANEOUS PGA TOUR STATISTICS

Career PGA TOUR Low Round/Round: 64–2017 The RSM Classic/1
Largest Career PGA TOUR Paycheck/Finish: $288,000–2017 Safeway Open/T3
Career High FedExCup Rank: After 2017 Safeway Open/3
Career High Official World Rank: After 2017 DEAN & DELUCA Invitational/207

PGA TOUR CAREER SUMMARY — PLAYOFF RECORD: 0-0

Year	Events Played	Cuts Made	1st	2nd	3rd	Top 10	Top 25	FedExCup Pts/ Rank	Earnings/ Rank
2013A	2	2					1		
2014	2								
2016	29	22					4	500/118	$664,539/133
2017	28	19			1	1	6	483/100	1,018,204/101
Total	61	43			1	1	11		1,682,743

WEB.COM TOUR

Year	Events Played	Cuts Made	1st	2nd	3rd	Top 10	Top 25	Earnings/Rank
2014	17	11		1		2	6	$91,659/48
2015	24	19			2	5	8	190,243/13
Total	41	30		1	2	7	14	318,637

*** Majors and World Golf Championships are considered official on multiple tours***

PGA TOUR TOP TOURNAMENT SUMMARY

Year	13	14	15	16	17
U.S. Open	T17				
THE PLAYERS					T60
THE NORTHERN TRUST				CUT	CUT
Dell Technologies Championship					CUT

NATIONAL TEAMS: Walker Cup (1), 2013; Palmer Cup (1), 2013.



Si Woo Kim

EXEMPT STATUS: Winner, 2017 PLAYERS Championship (through 2021-22)
FULL NAME: Si Woo Kim
HEIGHT: 5-11
WEIGHT: 182
BIRTHDATE: June 28, 1995
BIRTHPLACE: Seoul, South Korea
RESIDENCE: Dallas, Texas

FAMILY: Single
EDUCATION: Yonsei University
SPECIAL INTERESTS: Listening to music
TURNED PROFESSIONAL: 2012
JOINED TOUR: 2013
Web.com Tour Graduate (2015)

PGA TOUR VICTORIES (2):

2016 Wyndham Championship. **2017** THE PLAYERS Championship.

WEB.COM TOUR VICTORIES (1):

2015 Stonebrae Classic.

2016-17 SEASON:

Highlight of the season was winning THE PLAYERS Championship at THE PLAYERS Stadium Course at TPC Sawgrass, one of two top-10s (T10/CIMB Classic) in 30 starts in which he made 14 cuts and withdrew from six events. Advanced to the FedExCup Playoffs but failed to make it to the season-finale TOUR Championship, finishing No. 54 in the FedExCup…Made his Presidents Cup debut at Liberty National, recording a 1-2-0 record after qualifying for the International Team. Paired with Emiliano Grillo for a 5-and-4 loss to Jordan Spieth/Patrick Reed in the opening day Foursomes. After sitting out the day two Four-ball and day three morning Foursomes, paired with Anirban Lahiri to defeat Kevin Chappell/Charley Hoffman 1-up in the afternoon Four-ball match, the only full point earned by the International Team on day three. His 2-and-1 loss to Daniel Berger in the fourth match of the Sunday Singles was the deciding point for the U.S. Team's eventual 19-11 victory…Was unable to defend his title at the Wyndham Championship due to ongoing back problems…Began the final round of THE PLAYERS Championship two strokes off the lead and posted the only bogey-free final round, a 3-under 69 to become the youngest winner of THE PLAYERS Championship at the age of 21 years, 10 months, 16 days. He became first PLAYERS champion to go bogey-free over his last 18 holes since Tim Clark in 2010. Kim won in his second start at TPC Sawgrass and became the 14th different winner of THE PLAYERS, joining K.J. Choi (2011) as players from South Korea to win. He also made history as the first player from Asia to win twice on the PGA TOUR before the age of 22…In his first start of the season, posted 6-under 66s in rounds two and four of the CIMB Classic in October to claim a share of 10th place at 13-under 275.

PERSONAL:

Attended Sinsung High School in Seoul…His father is the only teacher he's ever had…If not a professional golfer, would be a soccer player…Enjoys horseback riding…Favorite athlete is Christiano Ronaldo or, as Koreans call him, "Honaudo" to mimic the Portuguese pronunciation…Dream foursome would be Tiger Woods, K.J. Choi and Adam Scott.

PLAYER STATISTICS

MISCELLANEOUS PGA TOUR STATISTICS

Career PGA TOUR Low Round/Round: 60–2016 Wyndham Championship/2
Largest Career PGA TOUR Paycheck/Finish: $1,890,000–2017 THE PLAYERS Championship/1
Career High FedExCup Rank: After 2016 TOUR Championship/15
Career High Official World Rank: After 2017 THE PLAYERS Championship/28

PGA TOUR CAREER SUMMARY — PLAYOFF RECORD: 0-1

Year	Events Played	Cuts Made	1st	2nd	3rd	Top 10	Top 25	FedExCup Pts/ Rank	Earnings/ Rank
2013	8								
2016	34	23	1	1		5	16	534/17	$3,086,369/26
2017	30	14	1			2	4	956/54	2,681,177/36
Total	72	37	2	1		7	20		5,767,546

WEB.COM TOUR

Year	Events Played	Cuts Made	1st	2nd	3rd	Top 10	Top 25	Earnings/Rank
2013	7	4					1	$21,489/142
2014	19	4			1	1	1	45,883/96
2015	25	18	1	1		3	8	225,268/10
Total	51	26	1	1	1	4	10	323,858

*** Majors and World Golf Championships are considered official on multiple tours***

PGA TOUR TOP TOURNAMENT SUMMARY

Year	16	17
Masters		CUT
U.S. Open		T13
The Open Championship		CUT
PGA Championship	CUT	WD
THE PLAYERS	T23	**1**
Dell Technologies Match Play		T30
Bridgestone Invitational		T50
Mexico Championship		T72
HSBC Champions		T63
THE NORTHERN TRUST	CUT	T43
Dell Technologies Championship	T15	T40
BMW Championship	T20	T58
TOUR Championship	T10	

NATIONAL TEAMS: Presidents Cup (1), 2017.

Whee Kim

EXEMPT STATUS: 89th in 2016-17 FedExCup points
FULL NAME: Meen Whee Kim
HEIGHT: 5-11
WEIGHT: 172
BIRTHDATE: February 22, 1992
BIRTHPLACE: Seoul, South Korea
RESIDENCE: Dallas, Texas
FAMILY: Single

EDUCATION: Yonsei University
SPECIAL INTERESTS: Music, movies, fitness
TURNED PROFESSIONAL: 2010
JOINED TOUR: 2014-15
Web.com Tour Graduate (2014, 2016)

BEST PGA TOUR CAREER FINISH:

T2—-2017 FedEx St. Jude Classic.

INTERNATIONAL VICTORIES (1):

2012 Shinhan Donghae Open [Kor].

2016-17 SEASON:

Made the cut in 11 of 27 starts during his third season on the PGA TOUR, with a runner-up finish at the FedEx St. Jude Classic the best of his two top-10 finishes. Advanced to the second FedExCup Playoffs event, with his season ending following a missed cut at the Dell Technologies Championship…Posted his best TOUR finish in 69 starts with a T2 at the FedEx St. Jude Classic…Made eight birdies against just one bogey in round two of the Puerto Rico Open to post a 7-under 65 and put himself in position for the weekend at Coco Beach Golf & Country Club. Scores of 67-68 resulted in a 17-under 271 total, good for a share of fifth place with Peter Uihlein and Sam Saunders.

PERSONAL:

Owns a self-taught swing learned from watching youtube.com videos of Tiger Woods' swing and reading Woods' book. Has never used an instructor…Earned a medal in the Asian Games to become exempt from mandatory military duty in South Korea…Attended Shin Sung High School in An Yang, South Korea…Favorite team is the Doosan Bears, a South Korean pro baseball team. Favorite athlete is Ji Sun Park, a pro soccer player who used to compete for Manchester United…Dream foursome would include Ironman, James Bond and the Terminator.

PLAYER STATISTICS

MISCELLANEOUS PGA TOUR STATISTICS

Career PGA TOUR Low Round/Round: 63–2017 CareerBuilder Challenge/3
Largest Career PGA TOUR Paycheck/Finish: $563,200–2017 FedEx St. Jude Classic/T2
Career High FedExCup Rank: After 2017 Safeway Open/13
Career High Official World Rank: After 2018 THE CJ CUP NINE BRIDGES/145

PGA TOUR CAREER SUMMARY — PLAYOFF RECORD: 0-0

Year	Events Played	Cuts Made	1st	2nd	3rd	Top 10	Top 25	FedExCup Pts/ Rank	Earnings/ Rank
2015	23	13			1	2	5	393/141	$755,998/123
2016	27	14			1	2	2	444/127	682,662/131
2017	27	11		1		2	5	583/89	1,125,368/95
Total	77	38		1	2	6	12		2,564,028

WEB.COM TOUR

Year	Events Played	Cuts Made	1st	2nd	3rd	Top 10	Top 25	Earnings/Rank
2013	23	12		1	1	2	5	$132,018/32
2014	24	14			1	3	4	68,406/72
2015	1	1					1	4,475/190
2016	3	3				1	1	36,975/119
Total	51	30		1	2	6	11	315,924

*** Majors and World Golf Championships are considered official on multiple tours***

PGA TOUR TOP TOURNAMENT SUMMARY

Year	17
U.S. Open	T50
THE NORTHERN TRUST	T34
Dell Technologies Championship	CUT

NATIONAL TEAMS: Asian Games (1), 2010.



Chris Kirk

EXEMPT STATUS: 2015-16 tournament winner (through 2017-18)
FULL NAME: Christopher Brandon Kirk
HEIGHT: 6-3
WEIGHT: 175
BIRTHDATE: May 8, 1985
BIRTHPLACE: Atlanta, Georgia
RESIDENCE: Athens, Georgia

FAMILY: Wife, Tahnee; Sawyer Montgomery (3/14/12), Foster Anderson (12/20/13), Wilder James (8/14/17)
EDUCATION: University of Georgia (2007, Sports Business)
SPECIAL INTERESTS: Paddle boarding, piano, skimboarding, fishing, kayaking
TURNED PROFESSIONAL: 2007
Q SCHOOL: 2007, 2009
JOINED TOUR: 2011
Web.com Tour Graduate (2010)

PGA TOUR VICTORIES (4):

2011 Viking Classic. **2014** The McGladrey Classic, Deutsche Bank Championship. **2015** Crowne Plaza Invitational at Colonial.

WEB.COM TOUR VICTORIES (2):

2010 Fort Smith Classic, Knoxville News Sentinel Open.

2016-17 SEASON:

Made the cut in 17 of 28 starts during the 2016-17 season, with a runner-up finish at the Sanderson Farms Championship the best of his three top-10 finishes. Advanced to the FedExCup Playoffs for the seventh time in as many attempts, but failed to advance to the third Playoffs event (BMW Championship) for the first time. Finished the year No. 92 in the FedExCup standings…Wrapped up the year with a T47 at the Dell Technologies Championship…Two weeks later in Mexico, opened with a bogey-free, 8-under 63 to claim the 18-hole lead by a stroke at the OHL Classic at Mayakoba. Ensuing rounds of 70-68-67 resulted in T7 honors with Luke List and Charles Howell III at 16-under 268. One of three players with three top-10s through the first five weeks of the season…In his next start at the Sanderson Farms Championship, the 2011 champion posted four sub-par scores in his first start at the Country Club of Jackson, highlighted by a 7-under 65 in round three, to claim a share of second place with Greg Owen and Luke List. The finish marked his fourth straight top-10 showing in the event…Overcame a 1-over 73 in the first round of the season-opening Safeway Open with ensuing rounds of 65-70-66 to finish T8 with four others at 14-under 274.

PERSONAL:

Had a 4.0 GPA in high school…Loves to spend time at the beach and is an avid kayaker, paddleboarder and fisherman…Bought a piano and taught himself how to play.

PLAYER STATISTICS

MISCELLANEOUS PGA TOUR STATISTICS
Career PGA TOUR Low Round/Round: 62–2 times, most recent 2015 Hyundai Tournament of Champions/4
Largest Career PGA TOUR Paycheck/Finish: $1,440,000–2014 Deutsche Bank Championship/1
Career High FedExCup Rank: After 2014 BMW Championship/1
Career High Official World Rank: After 2015 FedEx St.Jude Classic/16

PGA TOUR CAREER SUMMARY — PLAYOFF RECORD: 0-0

Year	Events Played	Cuts Made	1st	2nd	3rd	Top 10	Top 25	FedExCup Pts/ Rank	Earnings/ Rank
2007A	1								
2007	2								
2008	3	3							$37,724/
2009	2	1							11,651/
2010	1	1					1		54,480/
2011	28	15	1	1		4	6	1,332/42	1,877,627/45
2012	27	20				4	7	1,152/49	1,197,562/78
2013	24	20		1		3	11	1,399/34	1,728,616/47
2014	28	26	2	1		5	12	3,100/2	4,854,777/6
2015	21	17	1			3	7	1,291/44	2,369,326/35
2016	28	18				3	12	1,167/54	1,762,335/56
2017	28	17		1		3	6	562/92	1,216,047/92
Total	193	138	4	4		25	62		15,110,145

WEB.COM TOUR

Year	Events Played	Cuts Made	1st	2nd	3rd	Top 10	Top 25	Earnings/Rank
2007A	1							
2008	19	10		1		1	3	$88,441/77
2009	13	4					1	13,606/178
2010	21	17	2	2		7	11	411,206/2
Total	54	31	2	3		8	15	513,253

*** Majors and World Golf Championships are considered official on multiple tours***

PGA TOUR TOP TOURNAMENT SUMMARY

Year	08	09	10	11	12	13	14	15	16	17
Masters							T20	T33	CUT	
U.S. Open	T78	CUT					T28	75	CUT	
The Open Championship							T19		CUT	
PGA Championship				T34		T57	CUT		CUT	CUT
THE PLAYERS				CUT	T51	T55	T13	T13	WD	T12
Dell Technologies Match Play							T33	T17	T5	
Bridgestone Invitational							T41		T21	
Mexico Championship							T40	T56		
HSBC Champions								T14	T76	
THE NORTHERN TRUST				CUT	T46	CUT	T53	CUT	CUT	T40
Dell Technologies Championship				T31	T35	T16	**1**	T29	T33	T47
BMW Championship				T31	T12	T24	T36	T60	T10	
TOUR Championship							T4			

NATIONAL TEAMS: Presidents Cup (1), 2015; Walker Cup (1), 2007.

Kevin Kisner

EXEMPT STATUS: 2016-17 tournament winner (through 2018-19)
FULL NAME: Kevin James Kisner
HEIGHT: 5-10
WEIGHT: 165
BIRTHDATE: February 15, 1984
BIRTHPLACE: Aiken, South Carolina
RESIDENCE: Aiken, South Carolina

FAMILY: Wife: Brittany; Kathleen (6/9/14), Henry James (9/18/17)
EDUCATION: University of Georgia (2006, Business Management)
SPECIAL INTERESTS: Hunting, fishing, enjoying friends and family
TURNED PROFESSIONAL: 2006
JOINED TOUR: 2011
Web.com Tour Graduate (2010, 2013)

PGA TOUR VICTORIES (2):

2016 The RSM Classic. **2017** DEAN & DELUCA Invitational.

WEB.COM TOUR VICTORIES (2):

2010 Mylan Classic. **2013** Chile Classic.

2016-17 SEASON:

Advanced to the TOUR Championship for the third consecutive season, finishing a career-best No. 12 in the FedExCup season. Banner season included career-best numbers in top-10s (8), top-25s (12) and made cuts (25 in 28 starts). Won for the second consecutive season on TOUR, taking top honors at the DEAN & DELUCA Invitational. Closed out the year by helping lead the United States to a runaway victory in his first Presidents Cup appearance…Posted a 2-0-2 record in his inaugural Presidents Cup appearance, helping lead the United States to a 19-11 victory over the International Team. Teamed with Phil Mickelson three times, winning twice and halving another match. Closed out the week by halving in his Singles match with Anirban Lahiri, accumulating three points in his debut appearance…Following a third-round, 6-under 64 at the TOUR Championship, the lowest score of the week, was just two strokes off the lead headed into the final round at 10-under 200. An even-par 70 on Sunday at East Lake resulted in a T3 finish with Russell Henley at 10-under 270…Entered the final round of the PGA Championship (his 500th round on TOUR) with a one-stroke lead over Hideki Matsuyama and Chris Stroud, but a 3-over 74 led to a T7 finish, four strokes behind champion Justin Thomas. Was seeking to become just the 10th player since the PGA Championship became a stroke play event in 1958 to hold at least a share of the lead each round and go on to win. The last to do so was Jimmy Walker in 2016. Prior to his start at Quail Hollow, previous-best outing in a major was T12 at the 2015 U.S. Open. With a T6 at the Memorial Tournament, shooting 8-under 280 at Muirfield Village, earned (at least) six top-10 finishes for the third consecutive season. Rounds of 70-69-70-71 made him the only player with four sub-par rounds for the week of the tournament…Beginning the final round of the DEAN & DELUCA Invitational three back of Webb Simpson, carded a final-round 4-under-par 66 for a 10-under-par 270 total, good for a one-stroke victory over Jordan Spieth (denying the local favorite back-to-back victories at Colonial), Sean O'Hair and Jon Rahm. After turning in 34, made four birdies, including three in a row on Nos. 10-12, and one bogey coming in for a back-nine 32. Needed to get up and down from behind the green on the 72nd hole, draining a putt from five feet for par to secure the second PGA TOUR victory of his career. Victory came in his 148th TOUR start, moving him to No. 7 in the FedExCup and in great shape to eventually make the TOUR Championship for the third straight season. Began the week with matching rounds of 3-under 67 and was one of a DEAN & DELUCA Invitational record four co-leaders after 36 holes. The victory, coming in his 16th start of the season…While paired with fellow Aiken, South Carolina resident Scott Brown in the new two-man team Foursomes/Four-ball format, fell to 0-4 in playoffs on the PGA TOUR after losing to Jonas Blixt/Cameron Smith at the fourth hole of sudden death at the Zurich Classic of New Orleans after both teams finished at 27-under 261. Duo shot 70-64-67-60. Chipped in for eagle from 95 feet as darkness fell on the final hole of regulation to force the playoff, which began Monday. Storms caused a six-hour suspension of play on Sunday, disrupting a final-round 12-under 60, tied for lowest round of the week. Round began with eight consecutive birdies in the Four-ball format to erase the four-stroke deficit they started with on Sunday. Additional birdie at No. 10 earned a brief lead in the tournament. Both teams made par at first three playoff holes (18,18,9) before Smith pitched from 60 yards to within three feet of the hole on 18 and converted the birdie putt for victory…In search of his second PGA TOUR title, posted his only over-par round of the week, a 1-over 73 in the final round of the Arnold Palmer Invitational to finish T2 with his 54-hole co-leader Charley Hoffman. Had entered the final round tied with Charley Hoffman, falling to one for three when holding at least a share of the 54-hole lead. Runner-up came in his third start at Bay Hill. In his two previous starts, he finished T49 in 2015 and missed the cut in 2016. Marked his fifth-career runner-up finish…Making his fifth career start at the AT&T Pebble Beach Pro-Am, cracked the top 10 for the first time with a T10 finish, highlighted by a 5-under 67 during the second round at Spyglass Hill…In his fourth start of the season, fired a final-round 65 to finish T4 at the Sony Open in Hawaii. Week highlighted by a third-round, 10-under 60, just missing a 10'4" putt for eagle that would have made him the eighth player to record a 59 on the PGA TOUR. Previous best round on the PGA TOUR was 63, set twice and most recently during the final round of the 2016 Wyndham Championship. Had he made the putt, would have marked the first time in history two sub-60 scores were posted in a single PGA TOUR event, following Justin Thomas' 59 in round one.

PERSONAL:

Married to who he calls "the love of his life" (Brittany) in 2012…First car was a Chevrolet Blazer…Favorite college team is the Georgia Bulldogs, and favorite pro team is the Carolina Panthers…Always uses the head side of a coin to mark his golf ball…Puts Ben Hogan, Arnold Palmer and his dad in his dream foursome…He is involved with The First Tee program.

PLAYER STATISTICS

MISCELLANEOUS PGA TOUR STATISTICS

Career PGA TOUR Low Round/Round: 60–2017 Sony Open in Hawaii/3
Largest Career PGA TOUR Paycheck/Finish: $1,242,000–2017 DEAN & DELUCA Invitational/1
Career High FedExCup Rank: After 2016 Waste Management Phoenix Open/1
Career High Official World Rank: After 2016 Sony Open in Hawaii/14

PGA TOUR CAREER SUMMARY — PLAYOFF RECORD: 0-4

Year	Events Played	Cuts Made	1st	2nd	3rd	Top 10	Top 25	FedExCup Pts/ Rank	Earnings/ Rank
2011	24	10					1	116/195	$270,170/181
2012	24	10				1	3	248/153	346,216/168
2013	1	1							6,180/
2014	26	17				3	6	587/104	954,497/100
2015	30	22		3		6	10	444/21	3,567,939/20
2016	27	22	1	1		6	10	436/23	3,424,354/20
2017	28	25	1	2	1	8	12	901/12	4,766,936/9
Total	160	107	2	6	1	24	42		13,336,292

WEB.COM TOUR

Year	Events Played	Cuts Made	1st	2nd	3rd	Top 10	Top 25	Earnings/Rank
2006	1							
2009	6	2					2	$16,342/170
2010	26	16	1	1		6	10	279,292/11
2011	4	3				1	2	29,256/125
2012	2	2				1	2	25,710/141
2013	22	11	1		1	3	6	177,116/13
Total	61	34	2	1	1	11	22	589,091

*** Majors and World Golf Championships are considered official on multiple tours***

PGA TOUR TOP TOURNAMENT SUMMARY

Year	14	15	16	17
Masters			T37	T43
U.S. Open	CUT	T12	T49	T58
The Open Championship		CUT	76	T54
PGA Championship		CUT	T18	T7
THE PLAYERS		T2	CUT	T56
Dell Technologies Match Play			T38	T17
Bridgestone Invitational		T37	T16	T28
Mexico Championship			T23	11
HSBC Champions			2	T70
THE NORTHERN TRUST	CUT	T20	T48	T54
Dell Technologies Championship		T12	T46	T53
BMW Championship		T41	T39	T67
TOUR Championship		28	26	T3

NATIONAL TEAMS: Presidents Cup (1), 2017

Patton Kizzire (kuh-ZY-ur)

EXEMPT STATUS: 99th in 2016-17 FedExCup points
FULL NAME: Maxie Patton Kizzire
HEIGHT: 6-5
WEIGHT: 215
BIRTHDATE: March 3, 1986
BIRTHPLACE: Montgomery, Alabama
RESIDENCE: St. Simons Island, Georgia
FAMILY: Wife, Kari
EDUCATION: Auburn University (2008, Business)
SPECIAL INTERESTS: Bow hunting, fishing
TURNED PROFESSIONAL: 2008
JOINED TOUR: 2015-16
Web.com Tour Graduate (2015)

BEST PGA TOUR CAREER FINISH:

2—2017 Safeway Open, T2—2016 Shriners Hospitals for Children Open.

WEB.COM TOUR VICTORIES (2):

2015 Utah Championship, News Sentinel Open.

2016-17 SEASON:

Made the cut in half of his 28 starts, with a runner-up finish at the season-opening Safeway Open the best of his three top-10 finishes. Advanced to the FedExCup Playoffs for the second time in as many attempts, finishing the season No. 99 in the FedExCup standings…One week after missing the cut in the first Playoffs event at THE NORTHERN TRUST, saw his season end following another missed cut at TPC Boston and the Dell Technologies Championship…Making his first-ever start at the Barracuda Championship, tallied 38 points in the Modified Stableford format to finish T9 (his third top-10 finish of the season). Finished six points short of the three-man playoff (44 points), eventually won by Chris Stroud…Teamed with fellow Auburn Tiger Jason Dufner to finish T5 at 19-under in Foursomes/Four-ball format at the Zurich Classic of New Orleans…In the season's first event, the Safeway Open, entered the final round with a one-stroke lead over Scott Piercy before carding a final-round, 2-under 70 to finish solo-second, one behind winner Brendan Steele. The finish was his second runner-up showing in 32 PGA TOUR starts, having tied for second at the 2015 Shriners Hospitals for Children Open, marking the second consecutive season he finished runner-up in his season debut.

PERSONAL:

Was born in Montgomery and at age 2 moved to Tuscaloosa, where he stayed through the beginning of college…Played for three different high schools in four years, Tuscasloosa Academy, Central High School and Northridge High School…His father, Maxie, played baseball at the University of Alabama…Went to high school with Major League Baseball pitcher David Robertson…Attributes his move to Sea Island, Ga. in 2012 as the key to his success in 2015 on the Web.com Tour…Dream foursome would be rounded out by his father, Aaron Rodgers and the late Payne Stewart.

PLAYER STATISTICS

MISCELLANEOUS PGA TOUR STATISTICS

Career PGA TOUR Low Round/Round: 63–2016 Shriners Hospitals for Children Open/4
Largest Career PGA TOUR Paycheck/Finish: $648,000–2017 Safeway Open/2
Career High FedExCup Rank: After 2017 Safeway Open/2
Career High Official World Rank: After 2016 Wells Fargo Championship/54

PGA TOUR CAREER SUMMARY — PLAYOFF RECORD: 0-0

Year	Events Played	Cuts Made	1st	2nd	3rd	Top 10	Top 25	FedExCup Pts/ Rank	Earnings/ Rank
2008	1								
2009	1								
2015	2	1							$12,544/
2016	27	20		1		5	7	760/82	1,468,624/72
2017	28	14		1		3	5	519/99	1,110,395/97
Total	59	35		2		8	12		2,591,564

WEB.COM TOUR

Year	Events Played	Cuts Made	1st	2nd	3rd	Top 10	Top 25	Earnings/Rank
2009	4							
2011	1							
2014	1	1						$4,227/202
2015	23	18	2	2	1	12	14	518,241/1
Total	29	19	2	2	1	12	14	572,092

*** Majors and World Golf Championships are considered official on multiple tours***

PGA TOUR TOP TOURNAMENT SUMMARY

Year	16	17
U.S. Open	CUT	
The Open Championship	T68	
PGA Championship	T49	
THE PLAYERS	76	CUT
Dell Technologies Match Play	T9	
THE NORTHERN TRUST	CUT	CUT
Dell Technologies Championship	CUT	CUT

Søren Kjeldsen (YELLD-son)

EXEMPT STATUS: 146th in 2016-17 FedExCup points
FULL NAME: Soren Panum Kjeldsen
HEIGHT: 5-8
WEIGHT: 165
BIRTHDATE: May 17, 1975
BIRTHPLACE: Aalborg, Denmark
RESIDENCE: Ascot, England
FAMILY: Wife, Charlotte; Emil (2003), Mads (2006), Karla (2011)
SPECIAL INTERESTS: Movies, tennis
TURNED PROFESSIONAL: 1995
JOINED TOUR: 2016-17

BEST PGA TOUR CAREER FINISH:
T5—2017 World Golf Championships-Dell Technologies Match Play.

INTERNATIONAL VICTORIES (5):
1997 Volvo Finnish Open [EurChall]. **2003** Diageo Championship at Gleneagles [Eur]. **2008** Volvo Masters [Eur]. **2009** Open de Andalucia [Eur]. **2015** Dubai Duty Free Irish Open [Eur].

OTHER VICTORIES (1):
2016 ISPS HANDA World Cup [with Thorbjorn Olesen].

2016-17 SEASON:
Recorded three top-25s from 17 starts on the PGA TOUR, highlighted by a T5 at the World Golf Championships-Dell Technologies Match Play. Started the season with a team win for Denmark at the World Cup of Golf in Australia. Finished 146th in his first year eligible for the FedExCup Playoffs…Advanced out of Group Play at World Golf Championships-Dell Technologies Match Play to defeat William McGirt (5 and 4) in the round of 16 before losing to eventual runner-up Jon Rahm (7 and 5) in the quarterfinal to finish T5…Teamed with Thorbjorn Olesen to win the ISPS HANDA World Cup of Golf for Denmark's first-ever win at the 58th edition of the historic event at Kingston Heath Golf Club in Melbourne, Australia, in late-November. The Danish team finished at 20-under par for the week, highlighted by a second-round, Foursomes 12-under-par 60. It marked Kjeldsen's sixth appearance in the World Cup of Golf.

PERSONAL:
In 1997, he tested his stamina by running a marathon and achieving a highly respectable time of 3 hours, 54 minutes. Has not run a marathon since, saying: "Once was enough for me, I try to stay in good shape but not as extreme as that!"

PLAYER STATISTICS

MISCELLANEOUS PGA TOUR STATISTICS
Career PGA TOUR Low Round/Round: Career PGA TOUR Low Round/Round:
Largest Career PGA TOUR Paycheck/Finish: $311,667–2016 Masters Tournament/T7
Career High FedExCup Rank: After 2017 Masters Tournament/97
Career High Official World Rank: After 2009 John Deere Classic/31

PGA TOUR CAREER SUMMARY — PLAYOFF RECORD: 0-0

Year	Events Played	Cuts Made	1st	2nd	3rd	Top 10	Top 25	FedExCup Pts/ Rank	Earnings/ Rank
2001	1								
2003	2	1							
2005	1	1							$17,667/
2006	1	1							27,619/
2007	1								
2008	3	1					1		
2009	7	5				2	2		280,919/
2010	7	6							158,989/
2012	1								
2015	3	1					1		
2016	12	10				2	3		671,540/
2017	17	11				1	3	283/146	722,913/136
Total	56	37				5	10		1,879,647

*** Majors and World Golf Championships are considered official on multiple tours***

PGA TOUR TOP TOURNAMENT SUMMARY

Year	01	02	03	04	05	06	07	08	09	10	11	12	13
Masters									CUT	T30			
U.S. Open					T52		CUT			T33		CUT	
The Open Championship	CUT		CUT			T41		CUT	T27	T37			
PGA Championship								CUT	T6	CUT			
THE PLAYERS									CUT				
Dell Technologies Match Play									T33	T33			
Bridgestone Invitational									T68				
Mexico Championship			T59					11	T7	60			
HSBC Champions									T10				

Year	14	15	16	17
Masters			T7	T36
U.S. Open			CUT	
The Open Championship		CUT	T9	T37
PGA Championship		CUT	T33	CUT
THE PLAYERS			T43	
Dell Technologies Match Play			T51	T5
Bridgestone Invitational		T12	T42	
Mexico Championship			T28	T32
HSBC Champions			T46	T40

NATIONAL TEAMS: Eisenhower Trophy (1), 1994; World Cup (6), 1998, 1999, 2003, 2004, 2009, 2016; Summer Olympics (1), 2016; Seve Trophy (1), 2009; Eurasia Cup (1), 2016.

Colt Knost (NOAST)

EXEMPT STATUS: Major Medical Extension
FULL NAME: Colt Knost
HEIGHT: 5-9
WEIGHT: 215
BIRTHDATE: June 26, 1985
BIRTHPLACE: Garrettsville, Ohio
RESIDENCE: Dallas, Texas
FAMILY: Single

EDUCATION: Southern Methodist University (2007, Sociology)
SPECIAL INTERESTS: Dallas sports teams, movies, card games
TURNED PROFESSIONAL: 2007
JOINED TOUR: 2009
Web.com Tour Graduate (2008, 2010, 2014)

BEST PGA TOUR CAREER FINISHES:

3—2012 RBC Heritage, 2016 Barracuda Championship, T3—-2012 Mayakoba Golf Classic, 2016 THE PLAYERS Championship.

WEB.COM TOUR VICTORIES (2):

2008 Fort Smith Classic, Price Cutter Charity Championship .

2016-17 SEASON:

Limited to just five starts due to a wrist injury, with a T72 at the CIMB Classic his only made cut. Will play the 2017-18 season on a Major Medical Extension, with 23 events available to earn 362 points (combined with three points from 2016-17) to equal No. 125 J.J. Henry's 365 points from the 2017 points list. Should he do so, will remain eligible through the end of the season.

PERSONAL:

Nicknamed the "Big Gravy."…Was the No. 1-ranked amateur before turning professional in 2007…Won three USGA events, including the 2007 U.S. Amateur, joining Bobby Jones (1930) and Jay Sigel (1983) as the only players to do so…Favorite college team is the Texas Longhorns and favorite professional team is the Dallas Cowboys.

PLAYER STATISTICS

MISCELLANEOUS PGA TOUR STATISTICS

Career PGA TOUR Low Round/Round: 63–4 times, most recent 2016 AT&T Byron Nelson/2
Largest Career PGA TOUR Paycheck/Finish: $504,000–2016 THE PLAYERS Championship/T3
Career High FedExCup Rank: After 2015 Shriners Hospitals for Children Open/20
Career High Official World Rank: After 2016 World Golf Championships-Bridgestone Invitational/92

PGA TOUR CAREER SUMMARY — PLAYOFF RECORD: 0-0

Year	Events Played	Cuts Made	1st	2nd	3rd	Top 10	Top 25	FedExCup Pts/ Rank	Earnings/ Rank
2007A	1	1							
2007	3	2							$27,483/
2008	5	1							16,129/
2009	24	11					1	127/188	180,754/193
2010	1								
2011	27	12					1	227/156	296,817/174
2012	29	11			2	2	5	390/120	848,197/109
2013	25	10					1	130/184	176,710/189
2014	1								
2015	29	17				4	8	714/91	1,066,553/94
2016	26	20			2	3	8	803/79	1,594,587/65
2017	5	1						3/248	13,580/241
Total	176	86			4	9	24		4,220,810

WEB.COM TOUR

Year	Events Played	Cuts Made	1st	2nd	3rd	Top 10	Top 25	Earnings/Rank
2008	22	14	2		1	4	7	$329,509/6
2009	2							
2010	26	15		1	2	4	8	261,090/15
2011	3	2						3,173/238
2013	4	3						10,830/207
2014	22	17		1		4	7	106,460/34
2017	1	1						2,400/256
Total	80	52	2	2	3	12	22	867,461

*** Majors and World Golf Championships are considered official on multiple tours***

PGA TOUR TOP TOURNAMENT SUMMARY

Year	12	13	14	15	16
U.S. Open	CUT				
The Open Championship					CUT
PGA Championship					T70
THE PLAYERS	CUT	WD			T3
THE NORTHERN TRUST	CUT			CUT	CUT
Dell Technologies Championship				T44	CUT

NATIONAL TEAMS: Walker Cup (1), 2007.



Russell Knox

EXEMPT STATUS: World Golf Championships winner (through 2019-20)
FULL NAME: Russell Colin Knox
HEIGHT: 5-10
WEIGHT: 155
BIRTHDATE: June 21, 1985
BIRTHPLACE: Inverness, Scotland
RESIDENCE: Ponte Vedra Beach, Florida
FAMILY: Wife, Andrea
EDUCATION: Jacksonville University (2007, Business Management)
SPECIAL INTERESTS: Soccer, movies, ping-pong
TURNED PROFESSIONAL: 2007
JOINED TOUR: 2012
Web.com Tour Graduate (2011, 2013)

PGA TOUR VICTORIES (2):

2015 World Golf Championships-HSBC Champions. **2016** Travelers Championship.

WEB.COM TOUR VICTORIES (1):

2011 Chiquita Classic.

2016-17 SEASON:

Made the cut in 14 of 24 starts during the 2016-17 season, highlighted by a third-place finish at the OHL Classic at Mayakoba. Equaled his career-best total with four top-10 finishes during the season. Finished the season No. 71 in the FedExCup, two points shy of the final qualifier for the 70-player BMW Championship field…After missing the cut at THE NORTHERN TRUST, finished T61 at the Dell Technologies Championship in the second FedExCup Playoffs event…Opening-round 4-under 66 left him one stroke shy of Thomas Pieters after first round of WGC-Bridgestone Invitational. Eventually finished T5 at 7-under 273. Played the first two holes at Firestone CC 9-under for the week with seven birdies and an eagle, and the front nine 12-under for the week…A year after posting an 18-under 266 at the OHL Classic at Mayakoba to join the playoff with Jason Bohn and eventual-champion Graeme McDowell, returned to El Camaleon GC in November, where he posted another 18-under 266, good for third-place honors, two strokes behind winner Pat Perez. One of three players with three top-10s through the first five weeks of the season…In defense of his World Golf Championships-HSBC Champions title, continued his strong play with a T9 showing in Shanghai. Began the final round in second place, three back of 54-hole leader Hideki Matsuyama, before a final round 74 resulted in the T9 showing…In his first start of the season, tied the low round of the week at the CIMB Classic with a 9-under 63 in round two en route to a T10 finish at 13-under 275.

PERSONAL:

Was named Scottish Player of the Year in front of 650 guests at an awards ceremony in Edinburgh in March 2016, an honor accepted by his radio DJ sister, Diane, who co-hosted the event…His wife, Andrea, turned professional at the age of 16 and played in roughly 60 tournaments on the Women's Tennis Association…His childhood nickname was "Roo"…Father was born in San Diego but moved with parents to the United Kingdom around 21. Parents are now retired and living in Jacksonville. Sister Diane Campbell, who goes by Knoxy, is a well-known radio DJ in Glasgow on Clyde 1.

PLAYER STATISTICS

MISCELLANEOUS PGA TOUR STATISTICS

Career PGA TOUR Low Round/Round: 62–2014 BMW Championship/4
Largest Career PGA TOUR Paycheck/Finish: $1,400,000–2016 World Golf Championships–HSBC Champions/1
Career High FedExCup Rank: After 2016 OHL Classic at Mayakoba/1
Career High Official World Rank: After 2016 Travelers Championship/18

PGA TOUR CAREER SUMMARY — PLAYOFF RECORD: 0-2

Year	Events Played	Cuts Made	1st	2nd	3rd	Top 10	Top 25	FedExCup Pts/ Rank	Earnings/ Rank
2011	1								
2012	23	12				2	4	164/179	$512,584/143
2013	11	8					3	197/166	305,973/164
2014	26	20		1		3	8	1,480/40	1,513,630/68
2015	28	20			2	3	11	1,435/34	1,916,666/47
2016	25	21	2	2		4	11	992/10	4,885,906/7
2017	24	14			1	4	7	687/71	1,643,924/65
Total	138	95	2	3	3	16	44		10,778,684

WEB.COM TOUR

Year	Events Played	Cuts Made	1st	2nd	3rd	Top 10	Top 25	Earnings/Rank
2009	1							
2010	2	1				1	1	$14,550/160
2011	20	17	1	1		3	8	242,821/12
2012	5	4				2	2	41,250/118
2013	15	12				3	9	114,860/36
Total	43	34	1	1		9	20	467,331

*** Majors and World Golf Championships are considered official on multiple tours***

PGA TOUR TOP TOURNAMENT SUMMARY

Year	13	14	15	16	17
Masters				CUT	CUT
U.S. Open	T45			T23	CUT
The Open Championship			CUT	T30	CUT
PGA Championship		CUT	CUT	T22	CUT
THE PLAYERS		T34	T17	T19	CUT
Dell Technologies Match Play				T28	T39
Bridgestone Invitational				54	T5
Mexico Championship				27	70
HSBC Champions				**1**	T9
THE NORTHERN TRUST		T38	T20	T60	CUT
Dell Technologies Championship		T26	T12	T15	T61
BMW Championship		T23	T45	T17	
TOUR Championship				23	

NATIONAL TEAMS: Walker Cup (1), 2016.



Brooks Koepka (KEP-kuh)

EXEMPT STATUS: Winner, 2017 U.S. Open (through 2021-22)
FULL NAME: Brooks Koepka
HEIGHT: 6-0
WEIGHT: 186
BIRTHDATE: May 3, 1990
BIRTHPLACE: West Palm Beach, Florida
RESIDENCE: Jupiter, Florida
FAMILY: Single
EDUCATION: Florida State University
SPECIAL INTERESTS: Baseball, basketball, table tennis, fishing, football
TURNED PROFESSIONAL: 2012
JOINED TOUR: 2014

PGA TOUR VICTORIES (2):

2015 Waste Management Phoenix Open. **2017** U.S. Open.

INTERNATIONAL VICTORIES [6]:

2012 Challenge de Catalunya [EurChall]. **2013** Montecchia Golf Open [EurChall], Fred Olesen Challenge de Espana [EurChall], Scottish Hyndro Challenge [EurChall]. **2014** Turkish Airlines Open [Eur]. **2016** Dunlop Phoenix [Jap].

2016-17 SEASON:

Made the cut in 20 of 24 starts (with seven top-10 finishes) during the 2016-17 campaign, with the season highlighted by his first major championship victory at the U.S. Open. Ended the year with a career-best 10th-place finish in the FedExCup standings and his first Presidents Cup appearance…Posted a 2-2-0 record in his debut Presidents Cup appearance, helping lead the United States to a 19-11 victory over the International squad. Both of his victories came in Four-ball competition while paired with Dustin Johnson…With scores of 66-69-68-69--272 (-8), was one of just two players to post four sub-par scores at the TOUR Championship. He finished alone in sixth place at 8-under 272…Finished T13 at the PGA Championship as he sought to join Tiger Woods (2000), Jack Nicklaus (1980), Ben Hogan (1948) and Gene Sarazen (1922) as players who won the U.S. Open and PGA Championship in the same year…Finished T6 at The Open Championship as he sought to join the following players who have won the U.S. Open and Open Championship back-to-back in the same season (5): Tiger Woods (2000), Tom Watson (1982), Lee Trevino (1971), Gene Sarazen (1932), Bobby Jones (1926, 1930)…Won the U.S. Open at Erin Hills with rounds of 67-70-68-67—272 for his first major championship and second PGA TOUR title in his 80th PGA TOUR start at age 27 years, 1 month, 15 days. After a 3-under opening nine in the final round, three-putted the 10th hole for his fifth bogey of the week, and first on the back nine. With three consecutive birdies at holes 14, 15 and 16, and two closing pars, came from one back at the start of the day to seal a comfortable four-stroke victory over Hideki Matsuyama and Brian Harman. Tied Rory McIlroy's 16-under total from 2011 for most strokes under par after 72 holes at a U.S. Open. Shared 36-hole lead at 7-under 137 with Paul Casey, Brian Harman and Tommy Fleetwood. Became third player over the last 30 years to win U.S. Open with 67 or better in final round – Hale Irwin (1990), Tiger Woods (2000). Hit 17 of 18 greens in final round and led Greens in Regulation for the week with 62 of 72 (86.11%). Marked sixth time in the last 50 years that the U.S. Open champion has won by a margin of four strokes or better. Was his fifth U.S. Open start and 15th major championship. One of just three players to post all four rounds under-par (Charley Hoffman, Brandt Snedeker)…Teamed with younger brother, Chase, a non-member of the PGA TOUR who was granted a sponsor exemption, to compete in the Zurich Classic of New Orleans. The pair birdied the last three holes of the final round for a 10-under 62 in the Four-ball format to secure a T5 finish, earning Chase a start in the field at the following week's Wells Fargo Championship…At the Valero Texas Open, overcame a 2-over 74 in round two at TPC San Antonio with weekend scores of 70-65 to finish alone in second at 11-under 277, one stroke behind Kevin Chappell. En route to his 7-under 65 in the final round, birdied the 72nd hole to put himself into a tie for the lead, until Chappell made birdie at the par-5 home hole for the win. The 65 was the low score of the day and tied the low for the week…Advanced out of Group Play at World Golf Championships-Dell Technologies Match Play before losing to Alex Noren (3 and 1) in the round of 16 to finish T9…Held off fan favorite Yuta Ikeda's final-day surge to win the Dunlop Phoenix, with birdies on the final two holes leading to a 6-under 65 and one-stroke victory over Ikeda. It marked his sixth international victory…After making the trip from Shanghai, China to Las Vegas, found himself in the final grouping on Sunday at the Shriners Hospitals for Children Open thanks to an opening 62. Entered the final round one shot off Rod Pampling's lead. Carded a final-round 4-under 67 to finish alone in second, his third runner-up on TOUR.

PERSONAL:

His great uncle is Dick Groat, a two-time World Series-winning shortstop for the Pittsburgh Pirates and the 1960 National League MVP…Favorite sports teams are Manchester United Football Club and the Los Angeles Lakers…Enjoys playing golf with his younger brother, Chase, also a professional golfer…Enjoys being on the water jet skiing, fishing and paddleboarding.

PLAYER STATISTICS

MISCELLANEOUS PGA TOUR STATISTICS

Career PGA TOUR Low Round/Round: 62–2017 Shriners Hospitals for Children Open/1
Largest Career PGA TOUR Paycheck/Finish: $2,160,000–2017 U.S. Open/1
Career High FedExCup Rank: After 2017 U.S. Open/5
Career High Official World Rank: After 2018 CIMB Classic/10

PGA TOUR CAREER SUMMARY — PLAYOFF RECORD: 0-1

Year	Events Played	Cuts Made	1st	2nd	3rd	Top 10	Top 25	FedExCup Pts/ Rank	Earnings/ Rank
2012A	1								
2013	2	1							$14,950/
2014	16	12			1	2	6		1,043,115/
2015	23	20	1		1	8	14	414/24	3,571,900/19
2016	21	18		2	1	7	10	1,541/35	3,322,393/23
2017	24	20	1	2		7	13	1,040/10	5,612,397/8
Total	87	71	2	4	3	24	43		13,564,755

WEB.COM TOUR

Year	Events Played	Cuts Made	1st	2nd	3rd	Top 10	Top 25	Earnings/Rank
2013	1	1						$2,375/229
Total	1	1						2,375

*** Majors and World Golf Championships are considered official on multiple tours***

PGA TOUR TOP TOURNAMENT SUMMARY

Year	12	13	14	15	16	17
Masters				T33	T21	T11
U.S. Open	CUT		T4	T18	T13	**1**
The Open Championship		CUT	T67	T10		T6
PGA Championship		T70	T15	T5	T4	T13
THE PLAYERS				CUT	T35	T16
Dell Technologies Match Play				T17	T5	T9
Bridgestone Invitational				T6	WD	T17
Mexico Championship				T17	T23	T48
HSBC Champions						T40
THE NORTHERN TRUST				CUT	T70	T49
Dell Technologies Championship				CUT	T57	T18
BMW Championship				T49	T32	T12
TOUR Championship				T18		6

NATIONAL TEAMS: Presidents Cup (1), 2017; Ryder Cup (1), 2016



Jason Kokrak (COKE-rack)

EXEMPT STATUS: 77th in 2016-17 FedExCup points
FULL NAME: Jason Kenneth Kokrak
HEIGHT: 6-4
WEIGHT: 225
BIRTHDATE: May 22, 1985
BIRTHPLACE: North Bay, Ontario, Canada
RESIDENCE: Charlotte, North Carolina
FAMILY: Wife, Stephanie

EDUCATION: Xavier University (2007, Communications)
SPECIAL INTERESTS: All sports
TURNED PROFESSIONAL: 2008
JOINED TOUR: 2012
Web.com Tour Graduate (2011)

BEST PGA TOUR CAREER FINISH:

T2—2012 Frys.com Open, 2016 Northern Trust Open.

WEB.COM TOUR VICTORIES (2):

2011 Albertsons Boise Open, Miccosukee Championship.

2016-17 SEASON:

Made the cut in 20 of 28 starts during the 2016-17 season, with his lone top-10 finish coming at the AT&T Byron Nelson (4th). After missing out during his rookie season in 2012, has advanced to the FedExCup Playoffs five consecutive seasons, ending the year No. 77 in the standings…Season concluded following a T53 finish in the second FedExCup Playoffs event at the Dell Technologies Championship…With rounds of 66-62, carried a five-stroke lead into the final 36 holes of the AT&T Byron Nelson. Closed 72-70 to finish solo-fourth, two strokes out of the Billy Horschel-Jason Day playoff. Had missed the cut in his only other start at the event (2012). The 62 on Friday marked his lowest career round on TOUR, with his previous low of 63 coming during the first round of the 2013 CareerBuilder Challenge, where he finished T8. In addition, his five-shot lead through 36 holes set a new tournament record (previously held by Davis Love III in 2000/four strokes) and his 36-hole score of 128 tied the tournament record, set on five occasions by four players: Ben Crane/2016, Steve Pate/1999, Tiger Woods/1999 & 1997, Lee Rinker/1997.

PERSONAL:

Was inducted into the Xavier University Athletic Hall of Fame in December 2015…Favorite course is Oakmont CC…Favorite teams are the Ohio State Buckeyes and the professional teams in Cleveland…Was born in Canada when his mother was visiting family, but moved to the U.S. a couple weeks after being born.

PLAYER STATISTICS

MISCELLANEOUS PGA TOUR STATISTICS

Career PGA TOUR Low Round/Round: 62–2017 AT&T Byron Nelson/2
Largest Career PGA TOUR Paycheck/Finish: $598,400–2016 Northern Trust Open/T2
Career High FedExCup Rank: After 2014 Frys.com Open/10
Career High Official World Rank: After 2017 World Golf Championships-HSBC Champions/85

PGA TOUR CAREER SUMMARY — PLAYOFF RECORD: 0-0

Year	Events Played	Cuts Made	1st	2nd	3rd	Top 10	Top 25	FedExCup Pts/ Rank	Earnings/ Rank
2007A	1								
2011	1								
2012	27	13		1		2	2	165/178	$750,221/119
2013	25	15			1	4	6	1,013/62	1,267,525/70
2014	19	13				2	10	932/73	1,200,381/86
2015	28	16				2	8	614/100	1,033,489/97
2016	28	17		1		4	9	1,554/33	1,934,250/50
2017	28	20				1	7	649/77	1,173,708/94
Total	157	94		2	1	15	42		7,359,575

WEB.COM TOUR

Year	Events Played	Cuts Made	1st	2nd	3rd	Top 10	Top 25	Earnings/Rank
2007A	1	1						
2010	3	2					1	$14,235/161
2011	16	11	2			5	7	338,092/4
2012	2	1					1	4,714/205
Total	22	15	2			5	9	357,041

*** Majors and World Golf Championships are considered official on multiple tours***

PGA TOUR TOP TOURNAMENT SUMMARY

Year	07	08	09	10	11	12	13	14	15	16	17
U.S. Open	CUT									T37	T53
PGA Championship							CUT	CUT		T49	T33
THE PLAYERS							CUT	CUT	CUT	WD	CUT
HSBC Champions											T16
THE NORTHERN TRUST							T9	T61	CUT	T7	T25
Dell Technologies Championship							T73	T16	CUT	T8	T53
BMW Championship							T44			T17	

Kelly Kraft

EXEMPT STATUS: 72nd in 2016-17 FedExCup points
FULL NAME: Kelly James Kraft
HEIGHT: 6-0
WEIGHT: 175
BIRTHDATE: October 5, 1988
BIRTHPLACE: Denton, Texas
RESIDENCE: Dallas, Texas
FAMILY: Wife, Tia

EDUCATION: Southern Methodist University (2011)
SPECIAL INTERESTS: Travel, movies, sailing, working out, watching sports, enjoying friends
TURNED PROFESSIONAL: 2012
JOINED TOUR: 2012
Web.com Tour Graduate (2015, 2016)

BEST PGA TOUR CAREER FINISH:

2—2017 AT&T Pebble Beach Pro-Am.

WEB.COM TOUR VICTORIES (1):

2015 Chitimacha Louisiana Open presented by NACHER.

2016-17 SEASON:

Made the cut in 12 of 27 starts during the 2016-17 season, with a career-best three top-10 finishes. Season highlighted by a runner-up finish at the AT&T Pebble Beach Pro-Am. Finished the season No. 72 in the FedExCup… Season ended after having to withdraw during round one of the Dell Technologies Championship with a foot injury… Making his first start at The Greenbrier Classic, equaled the best final round (along with Phil Mickelson and two others) with a 6-under 64 to finish T5…Earned second top-10 of season at the Zurich Classic of New Orleans, teaming with Kevin Tway to fire a final-round 61 for third at 23-under 265 in the new two-man team, Foursomes/Four-ball format at TPC Louisiana…Finished solo-second (four behind champion Jordan Spieth) at the AT&T Pebble Beach Pro-Am in his 41st PGA TOUR start, topping his previous best finish on TOUR – a T5 at the 2016 John Deere Classic. With the top-10 finish, earned a spot in the following week's Genesis Open. The runner-up finish came in his third start in the AT&T Pebble Beach Pro-Am (2-2017, T70-2016, T40-2013). Played his final 36 holes at Pebble Beach GL, tallying 14 birdies, including four in a row on the final day on Nos. 3-6.

PERSONAL:

Married wife Tia in Sea Island, Ga. in April 2013…Dream foursome would include Bobby Jones, Byron Nelson and George W. Bush…Is a big fan of the Texas Rangers and Dallas Cowboys…Biggest thrill in golf was hitting the first tee shot at the 2012 Masters…Right before leaving for his first American Junior Golf Association event, his dad was diagnosed with cancer. Went on to win the tournament. Father is now cancer-free…Dad, Tim, is an avid sailboat racer.

PLAYER STATISTICS

MISCELLANEOUS PGA TOUR STATISTICS

Career PGA TOUR Low Round/Round: 64–2 times, most recent 2016 John Deere Classic/2
Largest Career PGA TOUR Paycheck/Finish: $777,600–2017 AT&T Pebble Beach Pro–Am/2
Career High FedExCup Rank: After 2017 AT&T Pebble Beach Pro-Am/20
Career High Official World Rank: After 2017 The Greenbrier Classic/160

PGA TOUR CAREER SUMMARY — PLAYOFF RECORD: 0-0

Year	Events Played	Cuts Made	1st	2nd	3rd	Top 10	Top 25	FedExCup Pts/ Rank	Earnings/ Rank
2012A	2	1							
2012	8	2							$24,994/
2013	2	2							39,539/
2015	1								
2016	20	12				1	2	273/165	403,437/166
2017	27	12		1	1	3	5	684/72	1,638,045/66
Total	60	29		1	1	4	7		2,106,015

WEB.COM TOUR

Year	Events Played	Cuts Made	1st	2nd	3rd	Top 10	Top 25	Earnings/Rank
2012	1							
2013	18	9		1		1	3	$104,233/42
2014	25	15					5	67,640/75
2015	23	15	1	1		3	8	242,333/7
2016	6	3				1	2	10,500/162
Total	73	42	1	2		5	18	489,552

*** Majors and World Golf Championships are considered official on multiple tours***

PGA TOUR TOP TOURNAMENT SUMMARY

Year	12	13	14	15	16	17
Masters	62					
PGA Championship						T58
THE NORTHERN TRUST						70
Dell Technologies Championship						WD

NATIONAL TEAMS: Walker Cup (1), 2011.

Matt Kuchar

EXEMPT STATUS: 2013-14 tournament winner (through 2018-19)
FULL NAME: Matthew Gregory Kuchar
HEIGHT: 6-4
WEIGHT: 195
BIRTHDATE: June 21, 1978
BIRTHPLACE: Winter Park, Florida
RESIDENCE: St. Simmons Island, Georgia

FAMILY: Wife, Sybi; Cameron Cole (10/11/07), Carson Wright (7/2/09)
EDUCATION: Georgia Tech (2000, Management)
SPECIAL INTERESTS: Sports, boats, planes, hiking, skiing
TURNED PROFESSIONAL: 2000
JOINED TOUR: 2001
Web.com Tour Graduate (2006)

PGA TOUR VICTORIES (7):

2002 The Honda Classic. **2009** Turning Stone Resort Championship. **2010** The Barclays. **2012** THE PLAYERS Championship. **2013** World Golf Championships-Accenture Match Play Championship, the Memorial Tournament presented by Nationwide Insurance. **2014** RBC Heritage.

WEB.COM TOUR VICTORIES (1):

2006 Henrico County Open.

INTERNATIONAL VICTORIES (2):

2011 OMEGA Mission Hills World Cup [with Gary Woodland].
2015 Fiji International [OneAsia].

OTHER VICTORIES (3):

2011 CVS Caremark Charity Classic [with Zach Johnson].
2013 Franklin Templeton Shootout [with Harris English].
2016 Franklin Templeton Shootout [with Harris English].

2016-17 SEASON:

Extended his streak of FedExCup Playoffs berths to a perfect 11-for-11 on the strength of six top-10 finishes in 23 starts through the Wyndham Championship. In the Playoffs, finished inside the top 10 in three of four starts. For a fourth consecutive time, competed for the Unites States Team in the Presidents Cup. Ended the season with nine top-10 finishes…Making his fourth consecutive appearance at the Presidents Cup, went 2-1-0 en route to a dominating 19-11 victory by the United States over the International Team. Both of his victories came alongside teammate Dustin Johnson in Foursomes…In his eighth consecutive start at the TOUR Championship, posted back-to-back, 3-under 67s on the weekend to finish T10 with Sergio Garcia and Justin Rose at 6-under 274…Finished T5 in his 10th start in the BMW Championship after rounds of 67-68-67-67. Was his fourth top-10 in the event…Earned a T10 finish at THE NORTHERN TRUST with 4-under 276 at Glen Oaks Club. Matched Russell Henley's course record in second round with 6-under 64, which included 6-under 29 on the back nine, equaling best back-nine score in tournament history at THE NORTHERN TRUST, set on multiple occasions…Carded a final-round, 3-under 68 to finish T9 at the PGA Championship, seven strokes behind champion Justin Thomas. Finished no worse than T16 in all four majors this season: T4-Masters, T16-U.S. Open, 2nd-Open Championship, T9-PGA Championship…Playing in the final group with Open Championship leader Jordan Spieth over the course of the final two rounds, put up a valiant fight with weekend rounds of 66-69 but still finished three strokes behind Spieth. Marked the 10th runner-up finish of his PGA TOUR career, and first since the 2015 CareerBuilder Challenge. Now owns nine top-10 finishes in 47 major championship starts, with his previous best outing a T3 at the 2012 Masters Tournament. A T9 in 2012 marked his only other top-10 in 13 Open Championship starts. Struggled early in his career at The Open, missing the cut in his first five starts, but has since reeled off seven made cuts in his last eight starts. Shot final-round 73 at Muirfield Village to finish T4, four shots back of Jason Dufner's winning score of 13-under. The 2014 Memorial Tournament winner now has seven top-10 results in 12 appearances at the Memorial Tournament…Finished T9 at the AT&T Byron Nelson for his fourth top-10 finish at the event (and second consecutive after finishing third in 2016). Has yet to miss a cut at the Byron Nelson in 10 starts. Finished five strokes behind the Billy Horschel-Jason Day playoff…Highlighted by an ace at the 16th hole in the final round of the Masters, posted a 5-under 67, tying the day's low round, to finish at 5-under 283 and T4 with Thomas Pieters. The ace was his fourth on the PGA TOUR and first since the 2016 World Golf Championships-HSBC Champions. Marked his fourth top-10 finish in 11 starts at Augusta…Posted a flawless opening-round 7-under 64 at TPC Scottsdale to lead the Waste Management Phoenix Open after day one. Followed with rounds of 69-69-70 to finish 12-under 272 and secure a T9 finish…One week after a T3 finish at the Hero World Challenge, won the Franklin Templeton Shootout in December for the second time in four years with partner Harris English. The duo combined for 121-under-par total in last four years (2016-Won, 2015-Runner-up, 2014-Runner-up, 2013-Won).

PERSONAL:

Got started in golf when his mother, Meg, upgraded the country club membership to include golf when he was 12 years old. He and his dad tried golf and were hooked…Father, Peter, is an excellent tennis player who was ranked No. 1 in doubles at one time in the state of Florida…Wife, Sybi, was a standout tennis player at Georgia Tech, where they met. They teamed in October 2009 to win the consolation title in the USTA National Husband/Wife Doubles Championship at the ATP Headquarters in Ponte Vedra Beach, Florida…Involved with Camp Twin Lakes, a Georgia program for children with serious illnesses, disabilities and other life challenges, as well as the Ronald McDonald House of Jacksonville.

PLAYER STATISTICS

MISCELLANEOUS PGA TOUR STATISTICS
Career PGA TOUR Low Round/Round: 61–2013 BMW Championship/3
Largest Career PGA TOUR Paycheck/Finish: $1,710,000–2012 THE PLAYERS Championship/1
Career High FedExCup Rank: After 2010 BMW Championship/1
Career High Official World Rank: After 2014 The Greenbrier Classic/4

PGA TOUR CAREER SUMMARY — PLAYOFF RECORD: 2-1

Year	Events Played	Cuts Made	1st	2nd	3rd	Top 10	Top 25	FedExCup Pts/ Rank	Earnings/ Rank
1998A	6	5					2		
1999A	4	2							
2000A	1								
2001	11	6		1	1	2	4		$572,669/
2002	27	14	1			4	6		1,237,725/49
2003	23	8					2		176,047/182
2004	28	13				1	4		509,257/139
2005	21	9				1	3		402,786/159
2006	8	2							30,297/241
2007	26	16			1	2	4	89,021/92	886,146/115
2008	27	16		1	1	5	8	94,590/115	1,447,638/70
2009	24	18	1			5	10	1,364/40	2,489,193/24
2010	26	23	1	1	3	11	20	2,728/2	4,910,477/1
2011	24	22		2	1	9	19	1,853/6	4,233,920/6
2012	22	21	1		1	9	13	707/18	3,903,065/11
2013	23	23	2	2		8	15	1,823/6	5,616,808/3
2014	24	22	1	1		11	17	1,300/8	4,695,515/9
2015	25	24		1	1	7	14	530/19	2,774,170/28
2016	26	24			3	10	16	526/18	3,819,678/15
2017	26	22		1		9	17	648/14	4,282,489/14
Total	402	290	7	10	12	94	174		41,987,880

WEB.COM TOUR

Year	Events Played	Cuts Made	1st	2nd	3rd	Top 10	Top 25	Earnings/Rank
2001	3	2		1		1	1	$38,739/95
2006	21	16	1	2		5	11	300,867/10
Total	24	18	1	3		6	12	339,606

*** Majors and World Golf Championships are considered official on multiple tours***

PGA TOUR TOP TOURNAMENT SUMMARY

Year	98	99	00	01	02	03	04	05	06	07	08	09	10
Masters	T21	T50			CUT								T24
U.S. Open	T14	CUT			CUT			CUT	CUT		T48	CUT	T6
The Open Championship	CUT				CUT					CUT	CUT	CUT	T27
PGA Championship					CUT							CUT	T10
THE PLAYERS					WD	CUT	T16				CUT	T14	T13
Dell Technologies Match Play													T17
Bridgestone Invitational					T38								T9
Mexico Championship													T3
HSBC Champions												T19	
THE NORTHERN TRUST										T35	CUT	T28	**1**
Dell Technologies Championship										T41	CUT	T15	T11
BMW Championship												T10	T3
TOUR Championship													T25

Year	11	12	13	14	15	16	17
Masters	T27	T3	T8	T5	T46	T24	T4
U.S. Open	T14	T27	T28	T12	T12	T46	T16
The Open Championship	CUT	T9	T15	T54	T58	T46	2
PGA Championship	T19	CUT	T22		T7	CUT	T9
THE PLAYERS	T54	**1**	T48	T17	CUT	T3	82
Dell Technologies Match Play	3	T5	**1**	T9	T34	T9	T30
Bridgestone Invitational	T19	T8	T27	T12	T25	T3	T17
Mexico Championship	5	T8	T35	T13	T23	T28	T20
HSBC Champions							T21
THE NORTHERN TRUST	2	T38	T19	T5	T39	T64	T10
Dell Technologies Championship	T25	T35	T4	T29	T9	T46	T56
BMW Championship	T22	T54	T24	T46	T41	T4	T5
TOUR Championship	T20	T10	T26	13	T10	T15	T10

NATIONAL TEAMS: Presidents Cup (4), 2011, 2013, 2015, 2017; Ryder Cup (4), 2010, 2012, 2014, 2016; World Cup (2), 2011, 2013; Summer Olympics (1), 2016; World Amateur Team Championship (1), 1998; Walker Cup (1), 1999.



Anirban Lahiri (la-HERE-ree)

EXEMPT STATUS: 51st in 2016-17 FedExCup points
FULL NAME: Anirban Lahiri
HEIGHT: 5-9
BIRTHDATE: June 29, 1987
BIRTHPLACE: Pune, India
RESIDENCE: Palm Beach Gardens, Florida
FAMILY: Wife, Ipsa Jamwal

SPECIAL INTERESTS: Listening to music, gaming on his computer, phone or PlayStation 2
TURNED PROFESSIONAL: 2007
JOINED TOUR: 2015
Web.com Tour Graduate (2015)

BEST PGA TOUR CAREER FINISH:

T2—2017 the Memorial Tournament presented by Nationwide.

INTERNATIONAL VICTORIES (18):

2009 Haryana Open [India], BILT Open [India], **2010** Players Championship [India], Players Championship [India], BILT Open [India], **2011** Players Championship [India], Players Championship [India], Panasonic Open [Asia], **2012** SAIL-SBI Open [Asia], **2013** SAIL-SBI Open [Asia], Players Championship [India], Eagleburg Open [India], Tour Championship [India], **2014** PGTI Ahmedabad Masters [Ind], CIMB Niaga Indonesian Masters [Asia], Venetian Macau Open [Asia], **2015** Maybank Malaysian Open [Eur], Hero Indian Open [Eur].

2016-17 SEASON:

Advanced to the FedExCup Playoffs for the second consecutive season. Progressed to the third Playoffs event, the BMW Championship, on the bubble at No. 70 in the standings before a T9 result in Chicago saw him finish the season at No. 51 in the FedExCup. Made 14 cuts in 22 starts, posting seven top-25 finishes, including three top-10s and a season-best T2 at the Memorial Tournament presented by Nationwide. Capped the season with a second appearance for the International Team at the Presidents Cup…Selected by Captain Nick Price, along with Argentina's Emiliano Grillo, to represent the International Team at the Presidents Cup at Liberty National where he posted a 1-1-1 record. After sitting out the first day, suffered a 6-and-5 loss while paired with Charl Schwartzel against Charley Hoffman/Kevin Chappell in day two Four-ball match. Sat out Saturday's morning session before pairing with rookie Si Woo Kim in the afternoon Four-ball match, defeating Kevin Chappell/Charley Hoffman 1-up to earn the only full point of the day for the International Team. Halved his match with Kevin Kisner in Sunday's Singles to bring his overall record to 1-4-1…Finished T9 at the BMW Championship. Ended his season at No. 51 in the FedExCup standings…Shot a bogey-free, final-round 7-under 65 to finish T2 at the Memorial Tournament for his best finish to date on the PGA TOUR. With 27' 9", ranked No. 1 in approach shot proximity to the hole for the week and improved from No. 22 to No. 15 in his bid to qualify for his second Presidents Cup International Team. It was his fourth top-10 finish in 51 career starts on the PGA TOUR…Took a four-stroke lead into the final round of the CIMB Classic at 19-under 197, before a quadruple bogey-9 on the third hole erased his lead. Followed the quadruple bogey at the third hole with a birdie at No. 4 and an eagle-3 at the fifth. Would finish the day with an even-par 72 to finish four strokes behind winner and defending champion Justin Thomas at 19-under 269.

PERSONAL:

At age 8, his father, an Army officer, introduced him to the game…Practices Vipassana meditation…Speaks Bengali and Punjabi, in addition to English.

PLAYER STATISTICS

MISCELLANEOUS PGA TOUR STATISTICS

Career PGA TOUR Low Round/Round: 63–2017 Travelers Championship/2
Largest Career PGA TOUR Paycheck/Finish: $765,600–2017 the Memorial Tournament presented by Nationwide/T2
Career High FedExCup Rank: After 2017 CIMB Classic/8
Career High Official World Rank: After 2015 Valero Texas Open/33

PGA TOUR CAREER SUMMARY — PLAYOFF RECORD: 0-0

Year	Events Played	Cuts Made	1st	2nd	3rd	Top 10	Top 25	FedExCup Pts/ Rank	Earnings/ Rank
2012	1	1							$47,124/
2014	3	1							34,510/
2015	12	9				1	1		490,003/
2016	21	16				1	2	494/119	835,171/116
2017	22	14		1	1	3	7	989/51	1,944,289/49
Total	59	41		1	1	5	10		3,351,097

WEB.COM TOUR

Year	Events Played	Cuts Made	1st	2nd	3rd	Top 10	Top 25	Earnings/Rank
2015	2	2				1	2	$49,750/98
Total	2	2				1	2	49,750

*** Majors and World Golf Championships are considered official on multiple tours***

PGA TOUR TOP TOURNAMENT SUMMARY

Year	12	13	14	15	16	17
Masters				T49	T42	
U.S. Open				CUT	CUT	
The Open Championship	T31		CUT	T30	T68	CUT
PGA Championship			CUT	T5	CUT	75
THE PLAYERS				CUT		CUT
Dell Technologies Match Play				T34	T28	
Bridgestone Invitational				T53	T33	
Mexico Championship				T71	T28	
HSBC Champions				T28	T40	
THE NORTHERN TRUST						CUT
Dell Technologies Championship						T56
BMW Championship						T9

NATIONAL TEAMS: Presidents Cup (2), 2015, 2017; World Cup (1), 2013; Summer Olympics (1), 2016; Eurasia Cup (1), 2016.

Martin Laird

EXEMPT STATUS: 56th in 2016-17 FedExCup points
FULL NAME: Martin Charles Campbell Laird
HEIGHT: 6-2
WEIGHT: 190
BIRTHDATE: December 29, 1982
BIRTHPLACE: Glasgow, Scotland
RESIDENCE: Scottsdale, Arizona
FAMILY: Wife, Meagan; Jack (2/25/14), Hannah Katherine (4/13/16)
EDUCATION: Colorado State University (2004 Marketing)
SPECIAL INTERESTS: European soccer, watching sports, music, cars
TURNED PROFESSIONAL: 2004
JOINED TOUR: 2008
Web.com Tour Graduate (2007)

PGA TOUR VICTORIES (3):

2009 Justin Timberlake Shriners Hospitals for Children Open. **2011** Arnold Palmer Invitational presented by MasterCard. **2013** Valero Texas Open.

WEB.COM TOUR VICTORIES (1):

2007 Athens Regional Foundation Classic.

2016-17 SEASON:

Finished the season No. 56 in the FedExCup standings, his best showing since finishing No. 31 in 2011. Ended the season with 18 made cuts in 25 starts, with a T3 at the Quicken Loans National the best of his five top-10 finishes…Made the cut in all three of his FedExCup Playoffs starts, finishing the season following a T44 at the BMW Championship…Bookend 3-under 67s led to a 72-hole total of 5-under 275 (T3), leaving him two strokes shy of the Kyle Stanley-Charles Howell III playoff at the Quicken Loans National. With the tournament once again part of The Open Qualifying Series, earned his ticket to the 146th Open Championship at Royal Birkdale as one of the top- four finishers (not otherwise eligible) among the top 12 and ties…Posted a 5-under 66 in the final round to finish T8 at 10-under 274 at Riviera CC in the Genesis Open…Continued his outstanding career record at the Waste Management Phoenix Open by opening with rounds of 67-66 to sit T3 through two rounds. Posted seven birdies, including one at the 18th hole, in a third-round 65 to enter Sunday one off the lead in solo-second position. Struggled to a 2-over 73 on Sunday to finish the week in a tie for seventh…On two different courses in consecutive days (rounds one and two) at the CareerBuilder Challenge, holed his second shot at the par-4 10th hole for eagle-2s. Finished at 14-under 274, good for a T9 with Richy Werenski and Sean O'Hair…In his fifth start at the Safeway Open, posted four sub-par scores in the weather-delayed event at Silverado Resort and Spa to claim a share of eighth place with four others.

PERSONAL:

Actually learned to play the game left-handed, before later switching sides…Has the flag of his home country, Scotland, on his golf belt, golf bag and golf balls…Became an ambassador to ClubGolf in Scotland whose goal is to introduce golf to every Scottish child by age 9…His wife, Meagan, is actively involved with the PGA TOUR Wives Association and both help with various events the PGATWA sponsors throughout the year…Lists his dad and Greg Norman as his heroes.

PLAYER STATISTICS

MISCELLANEOUS PGA TOUR STATISTICS

Career PGA TOUR Low Round/Round: 62–2 times, most recent 2010 Justin Timberlake Shriners Hospitals for Children Open/2
Largest Career PGA TOUR Paycheck/Finish: $1,116,000–2013 Valero Texas Open/1
Career High FedExCup Rank: After 2012 Hyundai Tournament of Champions/2
Career High Official World Rank: After 2011 Wells Fargo Championship/21

PGA TOUR CAREER SUMMARY — PLAYOFF RECORD: 1-2

Year	Events Played	Cuts Made	1st	2nd	3rd	Top 10	Top 25	FedExCup Pts/ Rank	Earnings/ Rank
2007	1								
2008	29	20				3	5	100,393/67	$852,752/125
2009	24	12	1	1		2	5	289/146	1,349,354/65
2010	26	18		2		4	6	1,005/11	2,137,928/35
2011	23	17	1		1	6	11	1,589/31	2,676,509/23
2012	22	17		2		3	7	1,024/64	2,172,883/36
2013	21	13	1			2	3	814/74	1,755,393/45
2014	20	13				1	5	425/127	583,663/138
2015	24	15			1	3	6	628/99	1,124,988/90
2016	24	17		1		3	6	811/77	1,224,680/86
2017	25	18			1	5	8	937/56	1,759,706/60
Total	239	160	3	6	3	32	62		15,637,856

WEB.COM TOUR

Year	Events Played	Cuts Made	1st	2nd	3rd	Top 10	Top 25	Earnings/Rank
2004	1							
2005	19	8					1	$18,488/156
2007	27	19	1		1	5	9	252,679/13
2008	1							
Total	48	27	1		1	5	10	271,166

*** Majors and World Golf Championships are considered official on multiple tours***

PGA TOUR TOP TOURNAMENT SUMMARY

Year	07	08	09	10	11	12	13	14	15	16	17
Masters					T20	T57	CUT				
U.S. Open	CUT		CUT		CUT	CUT	T21				T32
The Open Championship			CUT	CUT	CUT	T72	T44				CUT
PGA Championship				T48	CUT	T42	CUT		CUT		CUT
THE PLAYERS			T71	CUT	T69	T2	T5	CUT		CUT	CUT
Dell Technologies Match Play					T33	T5					
Bridgestone Invitational				T16	T11	T29	T48				
Mexico Championship					T10	T24					
HSBC Champions			T54								
THE NORTHERN TRUST		T7		2	T58	T71	T72		CUT	T18	T20
Dell Technologies Championship		T50		T25	T74	CUT	CUT		CUT	CUT	T40
BMW Championship		T55		T50	T12	T62					T44
TOUR Championship				30							

NATIONAL TEAMS: World Cup (2), 2011, 2013.



Rick Lamb

EXEMPT STATUS: 150th in 2016-17 FedExCup points
FULL NAME: Richard James Lamb
HEIGHT: 6-1
WEIGHT: 190
BIRTHDATE: September 20, 1990
BIRTHPLACE: South Bend, Indiana
RESIDENCE: St. Simons Island, Georgia

FAMILY: Single
EDUCATION: University of Tennessee (2014, Economics)
SPECIAL INTERESTS: Fishing, cooking, boating, University of Tennessee football
TURNED PROFESSIONAL: 2014
JOINED TOUR: 2016-17
Web.com Tour Graduate (2016)

BEST PGA TOUR CAREER FINISH:

T3—2017 John Deere Classic.

WEB.COM TOUR VICTORIES (1):

2016 LECOM Health Challenge.

2016-17 SEASON:

Rookie year on TOUR consisted of eight made cuts in 19 starts on the PGA TOUR. Recorded one top-10. Finished the Web.com Tour season with seven starts and three cuts made…PGA TOUR rookie posted scores of 69-70-63-66—268 (-16) to finish T3 at the John Deere Classic and claim the first top-10 finish of his TOUR career. En route to his career-low 8-under 63 in round three, made seven birdies an eagle at the par-4 14th and one bogey (his last hole of the day, No. 9).

PERSONAL:

Loves to cook. Would love to be featured in any cooking or grilling publication…Twin brother, Scott, is also a professional golfer.

PLAYER STATISTICS

MISCELLANEOUS PGA TOUR STATISTICS

Career PGA TOUR Low Round/Round: 63–2017 John Deere Classic/3
Largest Career PGA TOUR Paycheck/Finish: $324,800–2017 John Deere Classic/T3
Career High FedExCup Rank: After 2018 Safeway Open/53
Career High Official World Rank: After 2017 Wyndham Championship/260

PGA TOUR CAREER SUMMARY — PLAYOFF RECORD: 0-0

Year	Events Played	Cuts Made	1st	2nd	3rd	Top 10	Top 25	FedExCup Pts/ Rank	Earnings/ Rank
2017	19	8			1	1	3	269/150	$524,372/153
Total	19	8			1	1	3		524,372

WEB.COM TOUR

Year	Events Played	Cuts Made	1st	2nd	3rd	Top 10	Top 25	Earnings/Rank
2014	1							
2015	7	4					1	$13,894/156
2016	13	7	1		1	3	4	154,368/24
2017	7	3					2	13,154/161
Total	28	14	1		1	3	7	215,176

*** Majors and World Golf Championships are considered official on multiple tours***

Andrew Landry

EXEMPT STATUS: 4th on 2017 Web.com Tour priority list
FULL NAME: Andrew Dwain Landry
HEIGHT: 5-7
WEIGHT: 150
BIRTHDATE: August 7, 1987
BIRTHPLACE: Port Neches-Groves, Texas
RESIDENCE: Austin, Texas
FAMILY: Wife, Elizabeth

EDUCATION: University of Arkansas (2009, Communications)
SPECIAL INTERESTS: Fishing, hiking, traveling, anything outdoors
TURNED PROFESSIONAL: 2009
JOINED TOUR: 2016
Web.com Tour Gruadate (2015, 2017)

BEST PGA TOUR CAREER FINISH:

T7—2018 Safeway Open.

WEB.COM TOUR VICTORIES (2):

2015 Cartagena de Indias at Karibana Championship Presented by Prebuild. **2017** The Bahamas Great Abaco Classic at The Abaco Club.

2016-17 SEASON:

Finished the Web.com Tour season with 22 starts, one win, seven additional top-10s and 20 cuts made. Was fourth in the final priority-ranking order. Secured his PGA TOUR card for the 2017-18 season with a fourth-place finish on the 2017 Web.com Tour Regular Season money list…Recorded his seventh top-five finish of the season with a T5 finish at the Albertsons Boise Open after closing with rounds of 65-68…Finished in a tie for third at the Nationwide Children's Hospital Championship to open the Web.com Tour Finals…Regained the No. 1 spot on the Regular Season money list with a T2 finish at the Pinnacle Bank Championship after closing with weekend rounds of 68-66…Produced his fifth top-10 of 2017 at the Utah Championship presented by Zions Bank with a T10 finish…Recorded his third consecutive top-five finish of the season with a T4 finish at the Rust-Oleum Championship, where he posted rounds of 68-67-72-74—281 (-7)…Posted his second consecutive top-five finish at the Rex Hospital Open with a T3 effort. Finished one shot out of a playoff with Chesson Hadley and Conrad Shindler…Recorded his second top-five of the season with a T5 finish at the BMW Charity Pro-Am after the event was shortened to 54 holes due to heavy rain…Recorded his second career Web.com Tour victory at The Bahamas Great Abaco Classic at The Abaco Club with a three-shot win. Was five shots back of the lead after opening with rounds of 71-68. Earned a share of the 54-hole lead alongside Chase Parker after posting a 6-under 66. Was 2-over through seven holes in the final round before eagles on the par-5 eighth and par-5 14th allowed him to take the outright lead. Called his 3-wood from 260 yards on No. 14 the best shot of his life. Wound up playing his final 11 holes in 7-under par for a closing 67 and a three-shot win. Tied Kyle Thompson atop the money list with $108,000 payday.

PERSONAL:

If he weren't a professional golfer, says he would be a fishing guide…Favorite food is crawfish and raw oysters…Favorite professional teams include the Los Angeles Dodgers and Atlanta Braves…Most famous person he's met is President George W. Bush while fishing in Dallas…Once shot 58 at his home course, nine-hole "Pea Patch" in Groves, Texas (since closed down), which played about 6,300 yards. "Fifty-eight is 58," he says.

PLAYER STATISTICS

MISCELLANEOUS PGA TOUR STATISTICS
Career PGA TOUR Low Round/Round: 66–2 times, most recent 2016 Wyndham Championship/1
Largest Career PGA TOUR Paycheck/Finish: $199,950–2018 Safeway Open/T7
Career High FedExCup Rank: After 2018 Safeway Open/7
Career High Official World Rank: After 2018 Safeway Open/177

PGA TOUR CAREER SUMMARY — PLAYOFF RECORD: 0-0

Year	Events Played	Cuts Made	1st	2nd	3rd	Top 10	Top 25	FedExCup Pts/ Rank	Earnings/ Rank
2015	1								
2016	18	9				1	2	217/178	$373,980/169
Total	19	9				1	2		373,980

WEB.COM TOUR

Year	Events Played	Cuts Made	1st	2nd	3rd	Top 10	Top 25	Earnings/Rank
2009	1							
2010	1							
2011	1							
2015	23	14	1			1	5	$171,792/21
2016	6	2				1	2	21,175/136
2017	22	20	1	1	2	8	13	292,939/4
Total	54	36	2	1	2	10	20	595,822

*** Majors and World Golf Championships are considered official on multiple tours***

PGA TOUR TOP TOURNAMENT SUMMARY

Year	16
U.S. Open	T15



Nate Lashley

EXEMPT STATUS: 22nd on 2017 Web.com Tour priority list
FULL NAME: Nathan Clark Lashley
HEIGHT: 6-1
WEIGHT: 190
BIRTHDATE: December 12, 1982
BIRTHPLACE: Scottsbluff, Nebraska
RESIDENCE: Scottsdale, Arizona
FAMILY: Single
EDUCATION: University of Arizona (2005)
SPECIAL INTERESTS: Water sports, skiing, hunting
TURNED PROFESSIONAL: 2005
JOINED TOUR: 2018
Web.com Tour Graduate (2017)

WEB.COM TOUR VICTORIES (1):

2017 Corales Puntacana Resort and Club Championship.

PGA TOUR LATINOAMÉRICA VICTORIES (3):

2016 San Luis Championship, Copa Diners Club International, Shell Championship.

2016-17 SEASON:

Finished the Web.com Tour season with 24 starts, one win, four additional top-10s and 19 cuts made. Was 22nd in the final priority-ranking order. Secured his PGA TOUR card for the 2017-18 season with an 11th-place finish on the 2017 Web.com Tour Regular Season money list…Posted a T3 finish at the Ellie Mae Classic, finishing three shots back of winner Martin Piller…Finished two shots back of Brice Garnett at the Utah Championship presented by Zions Bank with his fourth top-10 of the season (T5)…Started the final round of the Corales Puntacana Resort and Club Championship two back of Rafael Campos, but carded a flawless 66 to pick up his first Tour win in his 35th career start. Opened the week at 2-over par through six holes, then played his next 66 holes bogey-free to finish at 20-under par for a one-shot victory over Augusto Núñez. Moved up to second on the Regular Season money list with his victory…After opening with a 74 at the El Bosque Mexico Championship, carded rounds of 69-65-71 for a T8…Posted a T5 finish at the Web.com Tour's season-opening event, The Bahamas Great Exuma Classic at Sandals Emerald Bay. Opened with a 79 but finished with rounds of 70-70-73 to post the second top-10 of his career.

PERSONAL:

An outstanding high school student, he was an academic letter winner, won the United States National Mathematics Award and was a U.S. Army Scholar Athlete Award winner…His hidden talent is basketball. He earned all-state honors in basketball three times during his high school career in Nebraska…Got his start in golf from his parents at the age of 8…Worked as a real estate agent after college…Steak and sushi are his top food choices…Enjoys sporting events (especially Nebraska Huskers football) and outdoor activities like boating, hiking, hunting and snowboarding…While a college junior at the University of Arizona, his parents and girlfriend were killed in a plane crash on their trip home after flying to see him compete in a tournament.

PLAYER STATISTICS

MISCELLANEOUS PGA TOUR STATISTICS
Career PGA TOUR Low Round/Round: 68–2006 Chrysler Classic of Tucson/2
Career High Official World Rank: After 2017 Wells Fargo Championship/177

PGA TOUR CAREER SUMMARY — PLAYOFF RECORD: 0-0

Year	Events Played	Cuts Made	1st	2nd	3rd	Top 10	Top 25	FedExCup Pts/ Rank	Earnings/ Rank
2006	1								
Total	1								

WEB.COM TOUR

Year	Events Played	Cuts Made	1st	2nd	3rd	Top 10	Top 25	Earnings/Rank
2006	14	2						$4,394/226
2012	1							
2016	12	8				1	3	39,977/105
2017	24	19	1		1	5	12	252,160/11
Total	51	29	1		1	6	15	318,857

*** Majors and World Golf Championships are considered official on multiple tours***



Danny Lee

EXEMPT STATUS: 70th in 2016-17 FedExCup points
FULL NAME: Danny Jin-Myung Lee
HEIGHT: 5-11
WEIGHT: 175
BIRTHDATE: July 24, 1990
BIRTHPLACE: Seoul, South Korea
RESIDENCE: Irving, Texas
FAMILY: Wife, Yoomi

EDUCATION: Sungkyunkwan University
TURNED PROFESSIONAL: 2009
JOINED TOUR: 2012
WEB.COM TOUR GRADUATE (2011, 2013)

PGA TOUR VICTORIES (1):
2015 The Greenbrier Classic.

WEB.COM TOUR VICTORIES (1):
2011 WNB Golf Classic.

INTERNATIONAL VICTORIES (1):
2009 Johnnie Walker Classic [Eur].

2016-17 SEASON:
Season included 19 made cuts in 32 starts, with a T3 at the Travelers Championship highlighting his four top-10 finishes. Finished the season No. 70 in the FedExCup standings…After missing the cut in the first two FedExCup Playoffs events, had to withdraw from the BMW Championship during the first round with a lower back injury…With The Greenbrier Classic cancelled in 2016 due to flooding, entered the 2017 event as the defending champion. Impressive title defense, finishing T9. After missing the cut in his first start at The Greenbrier Classic in 2012, posted three consecutive top-16 finishes (T16-2014, Won-2015, T9-2017). Marked his third top-10 in his last six starts on TOUR…With rounds of 68-67-68-67, finished T3 in his fifth start in the Travelers Championship. After hitting a perfect 14 of 14 fairways in round three, hit 11 of 14 in the final round…Finished solo-sixth after a final-round even-par 70 in his fifth appearance at the DEAN & DELUCA Invitational, giving him back-to-back top-10 finishes in his hometown events. Has never missed a cut at Colonial Country Club, with his previous best showing in Fort Worth coming in 2015 (T10). Was one of a record four players tied at 6-under for the 36-hole lead. Week included a second-round 64, his lowest round in 20 trips around Colonial CC…Playing on his home course at TPC Four Seasons, closed with weekend rounds of 64-68 to finish T5 and four strokes out of the Billy Horschel-Jason Day playoff. Represented his fourth top-20 finish at the event, but first inside the top 10. Was his first top-10 finish on the PGA TOUR since a T8 at the 2016 Wells Fargo Championship.

PERSONAL:
Often engages in pranks at tournaments with fellow PGA TOUR player Rickie Fowler…Favorite college team is Southern California and the Dallas Cowboys are his favorite pro team…Attended Sungkyunkwan University for his freshman year…Attended Rotorua Boy's High School and has established a Danny Lee Scholarship at the school…Family moved from native South Korea to New Zealand when he was age 8…Is a citizen of New Zealand.

PLAYER STATISTICS

MISCELLANEOUS PGA TOUR STATISTICS
Career PGA TOUR Low Round/Round: 62–2015 John Deere Classic/3
Largest Career PGA TOUR Paycheck/Finish: $1,206,000–2015 The Greenbrier Classic/1
Career High FedExCup Rank: After 2015 TOUR Championship by Coca-Cola/9
Career High Official World Rank: After 2016 World Golf Championships-Cadillac Championship/34

PGA TOUR CAREER SUMMARY — PLAYOFF RECORD: 1-0

Year	Events Played	Cuts Made	1st	2nd	3rd	Top 10	Top 25	FedExCup Pts/ Rank	Earnings/ Rank
2008A	2	1					1		
2009A	1								
2009	11	6				1	2		$359,846/
2010	2								
2012	26	13					3	226/159	359,112/166
2013	1	1					1		112,000/
2014	28	13		1		1	3	800/88	781,295/120
2015	36	24	1	1	2	8	13	1,123/9	3,965,933/13
2016	28	21				2	6	699/92	1,405,722/75
2017	32	19			1	4	9	697/70	1,611,331/68
Total	167	98	1	2	3	16	38		8,595,239

WEB.COM TOUR

Year	Events Played	Cuts Made	1st	2nd	3rd	Top 10	Top 25	Earnings/Rank
2009A	3	1				1	1	
2011	18	13	1	1	1	9	10	$326,100/6
2012	5	4		1		1	2	66,668/84
2013	23	16		1		5	9	169,300/15
Total	49	34	1	3	1	16	22	601,922

*** Majors and World Golf Championships are considered official on multiple tours***

PGA TOUR TOP TOURNAMENT SUMMARY

Year	09	10	11	12	13	14	15	16	17
Masters	CUT							T17	
U.S. Open							CUT	T57	
The Open Championship							CUT	CUT	
PGA Championship							T43	T56	CUT
THE PLAYERS							CUT	T35	CUT
Dell Technologies Match Play								T51	
Bridgestone Invitational	T51						T6	56	
Mexico Championship								T42	
HSBC Champions	T66							T58	
THE NORTHERN TRUST						T38	T30	CUT	CUT
Dell Technologies Championship						T35	T33	CUT	CUT
BMW Championship							T47		WD
TOUR Championship							T2		

NATIONAL TEAMS: Eisenhower Trophy (1), 2008; Presidents Cup (1), 2015; World Cup (2), 2009, 2016; Summer Olympics (1), 2016.



Marc Leishman (LEESH-mun)

EXEMPT STATUS: Winner, 2017 Arnold Palmer Invitational (through 2020-21)
FULL NAME: Marc Leishman
HEIGHT: 6-2
WEIGHT: 200
BIRTHDATE: October 24, 1983
BIRTHPLACE: Warrnambool, Victoria, Australia
RESIDENCE: Virginia Beach, Virginia
Audrey; Harvey Andrew (1/10/12), Oliver Ray (8/18/13), Eva Florence (7/6/17)
SPECIAL INTERESTS: Surfing, cricket
TURNED PROFESSIONAL: 2005
JOINED TOUR: 2009
Web.com Tour Graduate (2008)

PGA TOUR VICTORIES (3):

2012 Travelers Championship. **2017** Arnold Palmer Invitational presented by Mastercard, BMW Championship.

WEB.COM TOUR VICTORIES (1):

2008 WNB Golf Classic.

INTERNATIONAL VICTORIES (5):

2006 Jisan Resort Open [Kor], Queensland Cairns Classic [Aus], Toyota Southern Classic [Aus]. **2007** Toyota Southern Classic [Aus]. **2015** Nedbank Golf Challenge [Eur].

2016-17 SEASON:

Advanced to the FedExCup Playoffs for the ninth consecutive time, returning to the season-finale TOUR Championship for the first time since his rookie season in 2009. Recorded two victories, the first coming at the Arnold Palmer Invitational presented by Mastercard and the second at the BMW Championship, two of seven top-10 results in 25 starts during the season. Finished No. 6 in the FedExCup and surpassed $5 million for the season…Extended his overall record to 3-7-3 in his third Presidents Cup competition for the International Team at Liberty National. Paired with fellow Australian Jason Day to halve their Foursomes match against Kevin Kisner/Phil Mickelson on the opening day. Suffered two consecutive losses with Day as his partner before joining Branden Grace in a 3-and-2 loss to Brooks Koepka/Dustin Johnson in the Saturday afternoon Four-ball match. Led off in the first of 12 Singles matches on Sunday and managed a halve with Kevin Chappell for a 0-3-2 record at Liberty National, with an eventual loss to the U.S. Team by a score of 19-11…Won his third PGA TOUR victory with a five-shot, wire-to-wire win at the BMW Championship. Opened with a career-low 62 and took a five-shot lead into the final round after middle rounds of 64-68. En route to the win, set a new best winning score of 261, topping Tiger Woods (2007) and Jason Day (2015) and posted a personal-best, 54-hole total of 194, one off the tournament record. Moved to No. 4 in the FedExCup standings and No. 15 in the Official World Golf Ranking, his highest position to date. Became the season's fifth multiple winner…With rounds of 67-69-65, entered the final round of the Dell Technologies Championship tied atop the leaderboard at 12-under with Justin Thomas. After a front-nine, 6-under 30 to reach 18-under, held a two-stroke lead over Jordan Spieth and Justin Thomas at the turn, before posting three consecutive bogeys at Nos. 10, 11 and 12 to fall out of the lead, which he never regained. Played 37 holes bogey-free until posting the three consecutive bogeys in the final round. Scoring breakdown for the week at TPC Boston: front nine (17-under), back nine (4-over). Previous-best finish in eight previous appearances at the Dell Technologies Championship was T15 in his tournament debut in 2009…Closed with rounds of 66-65 to finish T6 at The Open Championship, eight strokes behind Jordan Spieth. His closing 36-hole score of 131 fell one shy of The Open Championship record of 130 (from 2015) that he shares with three others (including Ian Baker-Finch at Royal Birkdale in 1991). Bookend 4-under 66s led to a T5 finish at the Quicken Loans National. At 4-under 276, finished three strokes shy of the Kyle Stanley-Charles Howell III playoff. Marked his third top-10 finish in eight starts at the Tiger Woods-hosted event (T8-2014, T7-2010)…Advanced out of Group Play at the World Golf Championships-Dell Technologies Match Play after winning sudden-death playoff over Lee Westwood and Pat Perez with a birdie-3 at second extra hole. Lost to Phil Mickelson (4 and 3) in the round of 16 to finish T9…After starting the final round of the Arnold Palmer Invitational three shots off the lead, made a 51'5" putt for eagle on Arnold Palmer's favorite hole, the par-5 No. 16, to take a one-shot lead heading to 17. With pars on his last two holes, he finished at 11-under 277 for the clubhouse lead. When Kevin Kisner was unable to birdie the 18th hole, earned his second victory on the PGA TOUR and first in five years (2012 Travelers Championship). With the victory, moved to No. 11 in the FedExCup standings, earned a three-year exemption on the PGA TOUR and was the recipient of the tournament's red alpaca cardigan in honor of Palmer. The finish marked his second top-10 in eight starts at the Arnold Palmer Invitational (T3 in 2011). Became just the sixth international player to win the Arnold Palmer Invitational, and third Australian, joining Rod Pampling (2006) and Jason Day (2016). Other international winners include South African Ernie Els (1998 and 2010), Vijay Singh of Fiji (2007) and Scotland's Martin Laird (2011)…Finished T9 at the ISPS HANDA World Cup with teammate Adam Scott on the Australia team at Kingston Heath Golf Club in Australia in late-November…In his first start of the season, birdied the 72nd hole at TPC Kuala Lumpur en route to a final-round, 6-under 66 to claim solo possession of fifth place at the CIMB Classic, six strokes behind Justin Thomas' winning score of 23-under 265.

PERSONAL:

Likes to surf and watch Australian Rules Football but says his favorite sport is cricket. Says it's tough to explain cricket to Americans, but "it's a lot like golf because it lasts a long time, you have to pace yourself, requires strategic decision making, and you must take chances at the right time."…Lists Greg Norman as one of his heroes as a youngster but modeled his game after Ernie Els…Launched the Begin Again Foundation in 2016. Inspired by wife Audrey's near death experience in April 2015, the Begin Again Foundation was born out of a fiery passion for helping others. The foundation works to bring life's most pressing needs to families experiencing medical and life crises.

PLAYER STATISTICS

MISCELLANEOUS PGA TOUR STATISTICS

Career PGA TOUR Low Round/Round: 62–4 times, most recent 2017 BMW Championship/1
Largest Career PGA TOUR Paycheck/Finish: $1,575,000–2017 BMW Championship/1
Career High FedExCup Rank: After 2017 BMW Championship/4
Career High Official World Rank: After 2018 THE CJ CUP NINE BRIDGES/12

PGA TOUR CAREER SUMMARY — PLAYOFF RECORD: 0-2

Year	Events Played	Cuts Made	1st	2nd	3rd	Top 10	Top 25	FedExCup Pts/ Rank	Earnings/ Rank
2009	28	18		1		3	8	593/20	$1,742,243/47
2010	26	17		1		2	9	1,268/44	1,488,837/59
2011	27	17			1	2	4	947/65	916,330/100
2012	23	19	1		1	2	5	1,165/46	1,933,761/41
2013	23	16				4	8	1,071/59	1,491,359/60
2014	24	18		1	2	6	9	1,240/58	2,558,074/32
2015	23	14		1		4	5	854/72	1,762,267/51
2016	25	20				2	8	923/68	1,566,824/68
2017	25	22	2		1	7	16	1,441/6	5,866,391/7
Total	224	161	3	4	5	32	72		19,326,668

WEB.COM TOUR

Year	Events Played	Cuts Made	1st	2nd	3rd	Top 10	Top 25	Earnings/Rank
2006	2	1						$2,535/254
2007	8	5			1	2	4	63,643/92
2008	25	16	1	1		5	8	244,224/19
Total	35	22	1	1	1	7	12	310,402

*** Majors and World Golf Championships are considered official on multiple tours***

PGA TOUR TOP TOURNAMENT SUMMARY

Year	09	10	11	12	13	14	15	16	17
Masters		CUT			T4	CUT		CUT	T43
U.S. Open		CUT	T51		CUT		CUT	T18	T27
The Open Championship		T60		CUT	CUT	T5	T2	T53	T6
PGA Championship		T48		T27	T12	T46	CUT	T60	T13
THE PLAYERS		CUT	CUT	45	T8	T23	T24	T64	CUT
Dell Technologies Match Play						T33	T9	T51	T9
Bridgestone Invitational				T45		3	T33	55	T41
Mexico Championship		T63						T28	
HSBC Champions				T18			9	T11	
THE NORTHERN TRUST	CUT	T36	T32	CUT	71	CUT	CUT	CUT	CUT
Dell Technologies Championship	T15	T61	T42	T42	T16	T65	CUT	T46	3
BMW Championship	T2	T11	T42	T65	T39	T53		T52	**1**
TOUR Championship	T28								T24

NATIONAL TEAMS: Presidents Cup (3), 2013, 2015, 2017; World Cup (1), 2016.

Nicholas Lindheim

EXEMPT STATUS: 7th on 2017 Web.com Tour priority list
FULL NAME: Nicholas K. Lindheim
HEIGHT: 6-2
WEIGHT: 165
BIRTHDATE: November 9, 1984
BIRTHPLACE: Mission Viejo, California
RESIDENCE: Satellite Beach, Florida
FAMILY: Wife, Gracie; Shyla Emerson (7/15/13)
SPECIAL INTERESTS: Fishing, sports, hanging out with his family and his dog
TURNED PROFESSIONAL: 2006
JOINED TOUR: 2016-17
Web.com Tour Graduate (2016)

BEST PGA TOUR CAREER FINISH:
T23—2017 Sanderson Farms Championship.

WEB.COM TOUR VICTORIES (2):
2016 Utah Championship presented by Zions Bank. **2017** DAP Championship.

PGA TOUR LATINOAMÉRICA VICTORIES (2):
2014 Arturo Calle Colombian Classic Presentado por Avianca. **2015** Mundo Maya Open presentado por Heineken.

2016-17 SEASON:
Finished the Web.com Tour season with five starts, one win and three cuts made. Was seventh in the final priority-ranking order. Secured his PGA TOUR card for the 2017-18 season with a third-place finish on the 2017 Web.com Tour Finals money list (excluding the 25)…Rolled in a 35-foot birdie putt on the first playoff hole to defeat Rob Oppenheim and Chesson Hadley for his second career Web.com Tour victory at the DAP Championship, where he'd fallen in a playoff a year prior. Secured his PGA TOUR card for the 2017-18 season with the victory. Held a two-shot lead with two holes to play but bogeyed the final two holes of regulation to close with a 1-over 71 and fall into a three-way playoff. Carded a third-round 2-under 68 in windy conditions to take a share of the 54-hole lead with Matt Atkins. Opened with a 6-under 64, one shot shy of the course record, to hold a share of the first-round lead with Matt Atkins. Holed his approach shot from 104 yards on the first hole of the tournament after beginning on No. 10.

PERSONAL:
Sister was a highly recruited player at Florida State University…Favorite TV shows are "Wheel of Fortune" and "Jeopardy"…Attended El Toro High School in Lake Forest, Calif. Played on the baseball team, where he was a pitcher. Injured his elbow and that led to him starting to play golf…Not many people know he grew up skateboarding and has only been playing golf since 2003, moving to Florida in 2007 to pursue a professional career…Took up the game at age of 19…Did not attend college.

PLAYER STATISTICS

MISCELLANEOUS PGA TOUR STATISTICS
Career PGA TOUR Low Round/Round: 65–2017 OHL Classic at Mayakoba/1
Largest Career PGA TOUR Paycheck/Finish: $42,160–2017 Valero Texas Open/T27
Career High FedExCup Rank: After 2017 Safeway Open/69
Career High Official World Rank: After 2016 BMW Championship/238

PGA TOUR CAREER SUMMARY — PLAYOFF RECORD: 0-0

Year	Events Played	Cuts Made	1st	2nd	3rd	Top 10	Top 25	FedExCup Pts/ Rank	Earnings/ Rank
2014	1	1							$22,649/
2017	21	9					1	93/197	175,107/201
Total	22	10					1		197,756

WEB.COM TOUR

Year	Events Played	Cuts Made	1st	2nd	3rd	Top 10	Top 25	Earnings/Rank
2012	1							
2014	12	6				2	3	$57,599/84
2015	20	15			1	3	7	101,112/51
2016	21	10	1	1		2	6	158,654/21
2017	5	3	1			1	1	183,020/30
Total	59	34	2	1	1	8	17	612,823

*** Majors and World Golf Championships are considered official on multiple tours***

PGA TOUR TOP TOURNAMENT SUMMARY

Year	14
U.S. Open	T56



David Lingmerth

EXEMPT STATUS: Winnner, 2015 Memorial Tournament (through 2017-18)
FULL NAME: David Thomas Lingmerth
HEIGHT: 5-7
WEIGHT: 175
BIRTHDATE: July 22, 1987
BIRTHPLACE: Tranas, Sweden
RESIDENCE: Ponte Vedra Beach, Florida

FAMILY: Wife, Megan
EDUCATION: University of Arkansas
SPECIAL INTERESTS: Ice hockey
TURNED PROFESSIONAL: 2010
JOINED TOUR: 2013
Web.com Tour Graduate (2012, 2014)

PGA TOUR VICTORIES (1):

2015 the Memorial Tournament presented by Nationwide.

WEB.COM TOUR VICTORIES (1):

2012 Neediest Kids Championship.

2016-17 SEASON:

Made the cut in 17 of 23 starts during the 2016-17 campaign, with his lone top-10 finish (among six top-25 finishes) a T5 at the Quicken Loans National. Advanced to the FedExCup Playoffs for the fourth time in five seasons on the PGA TOUR, finishing the year No. 94 in the standings…Finished the season with a missed cut at the Dell Technologies Championship, the second Playoffs event…Entered first FedExCup Playoffs tournament at No. 103 in the standings and jumped 16 spots to No. 87 after T29 finish at THE NORTHERN TRUST, with even-par 280 at Glen Oaks Club. One of three players (Bubba Watson, Harold Varner III) to advance to Dell Technologies Championship from outside top 100…After holding the sole lead through the first three rounds of the Quicken Loans National (including a one-stroke lead over Daniel Summerhays after 54 holes) closed with a 3-over 73 to finish T5, three strokes shy of the Kyle Stanley-Charles Howell III playoff. Fell to 0-2 in converting 54-hole leads/co-leads on the PGA TOUR. Opened the week with rounds of 65-65—130, tying the 36-hole tournament record set by Tiger Woods in 2009. In addition, two-stroke lead through two rounds matched the largest 36-hole lead at the event, held by K.J. Choi (2011) and Hunter Mahan (2012). Finished T5 at the ISPS HANDA World Cup with teammate Alex Noren on the Sweden team at Kingston Heath Golf Club in Australia in late-November.

PERSONAL:

Superstitions included never using a No. 2 ball in competition…The Arkansas Razorbacks are his favorite college team and the Washington Capitals are his favorite pro team…Would round out his dream foursome with his dad, his uncle and his grandfather. His uncle, Goran Lingmerth, was a kicker for the Cleveland Browns in 1987…Not many people know he can play the drums.

PLAYER STATISTICS

MISCELLANEOUS PGA TOUR STATISTICS

Career PGA TOUR Low Round/Round: 62–2 times, most recent 2016 CareerBuilder Challenge in partnership with the Clinton Foundation/3
Largest Career PGA TOUR Paycheck/Finish: $1,116,000–2015 the Memorial Tournament presented by Nationwide/1
Career High FedExCup Rank: After 2013 Humana Challenge in partnership with the Clinton Foundation/7
Career High Official World Rank: After 2016 Farmers Insurance Open/35

PGA TOUR CAREER SUMMARY — PLAYOFF RECORD: 1-2

Year	Events Played	Cuts Made	1st	2nd	3rd	Top 10	Top 25	FedExCup Pts/ Rank	Earnings/ Rank
2013	23	11		2		3	6	806/75	$1,748,109/46
2014	26	14				2	4	391/134	676,661/128
2015	28	17	1		1	4	10	1,387/37	2,736,378/29
2016	24	18		1		2	8	925/67	1,863,783/52
2017	23	17				1	6	546/94	1,070,754/100
Total	124	77	1	3	1	12	34		8,095,685

WEB.COM TOUR

Year	Events Played	Cuts Made	1st	2nd	3rd	Top 10	Top 25	Earnings/Rank
2011	26	13			2	5	6	$170,980/27
2012	26	14	1	1		5	10	287,148/10
2014	4	4				2	3	99,368/62
Total	56	31	1	1	2	12	19	557,497

*** Majors and World Golf Championships are considered official on multiple tours***

PGA TOUR TOP TOURNAMENT SUMMARY

Year	13	14	15	16	17
Masters				CUT	
U.S. Open	T17			12	T21
The Open Championship			T74	CUT	
PGA Championship	CUT		T12	T22	T63
THE PLAYERS	T2	CUT		CUT	T72
Dell Technologies Match Play				T51	
Bridgestone Invitational			T6	T7	
Mexico Championship				T49	
HSBC Champions				T72	
THE NORTHERN TRUST	WD		CUT	CUT	T29
Dell Technologies Championship	CUT		CUT	T63	CUT
BMW Championship			T49	T61	

NATIONAL TEAMS: Summer Olympics (1), 2016; World Cup (1), 2016.



Luke List

EXEMPT STATUS: 50th in 2016-17 FedExCup points
FULL NAME: Luke Ryan List
HEIGHT: 6-2
WEIGHT: 190
BIRTHDATE: January 14, 1985
BIRTHPLACE: Seattle, Washington
RESIDENCE: Seal Beach, California
FAMILY: Wife, Chloe

EDUCATION: Vanderbilt University (2007, Human and Organizational Development)
SPECIAL INTERESTS: Spending time with family and friends
TURNED PROFESSIONAL: 2007
JOINED TOUR: 2013
Web.com Tour Graduate (2012, 2015)

BEST PGA TOUR CAREER FINISH:
T2—2017 Sanderson Farms Championship.

WEB.COM TOUR VICTORIES (1):
2012 South Georgia Classic.

2016-17 SEASON:
Third full season on the PGA TOUR ended with career-best numbers in made cuts (20 out of 31 starts), top-10 (3) and top-25 finishes (9) and FedExCup ranking (50)…Advanced to the FedExCup Playoffs for the second consecutive season, advancing for the first time to the 70-player BMW Championship field, finishing T20…Recorded two eagles in a round for the third time this season, at the third and 13th holes in the final round at THE NORTHERN TRUST. Also made two eagles in a round at the FedEx St. Jude Classic (R3) and the John Deere Classic (R1)…Carded the low third round at the Shell Houston Open, a 7-under 65, en route to a T3 finish, his best performance in three starts at the Golf Club of Houston. Moved to No. 17 in the FedExCup…Posted scores of 66-68-66-68--268 (-16) to finish T7 with Charles Howell III and Chris Kirk at the OHL Classic at Mayakoba…Held a share of the 54-hole lead at the Sanderson Farms Championship, before a final-round, 2-under 70 resulted in a T2 with Greg Owen.

PERSONAL:
Calls himself an "expert omelet maker."… Favorite professional team is the Tennessee Titans, and he always marks his ball with a Tennessee-themed quarter…Charities supported include the Special Olympics…Comes from a family of swimmers. His parents were All-America swimmers at the University of North Carolina. Sisters Bekah and Sarah were also collegiate swimmers. He hated swim practice but enjoyed practicing golf.

PLAYER STATISTICS

MISCELLANEOUS PGA TOUR STATISTICS
Career PGA TOUR Low Round/Round: 64–3 times, most recent 2017 Sony Open in Hawaii/2
Largest Career PGA TOUR Paycheck/Finish: $406,000–2017 Shell Houston Open/T3
Career High FedExCup Rank: After 2017 Sony Open in Hawaii/10
Career High Official World Rank: After 2017 Masters Tournament/113

PGA TOUR CAREER SUMMARY — PLAYOFF RECORD: 0-0

Year	Events Played	Cuts Made	1st	2nd	3rd	Top 10	Top 25	FedExCup Pts/ Rank	Earnings/ Rank
2003A	1								
2005A	2	1							
2007	4								
2008	2								
2009	1	1							$12,600/
2010	1								
2013	24	9					2	202/163	264,401/173
2016	27	12				2	6	481/122	751,001/122
2017	31	20		1	1	3	9	1,011/50	1,813,219/59
Total	93	43		1	1	5	17		2,841,221

WEB.COM TOUR

Year	Events Played	Cuts Made	1st	2nd	3rd	Top 10	Top 25	Earnings/Rank
2004A	1							
2006A	1	1						
2007	2	1						$1,654/311
2008	2							
2009	8	4					3	21,081/159
2010	26	14				2	6	81,665/78
2011	25	13			1	2	9	142,600/38
2012	24	16	1		3	6	12	363,206/4
2013	4	2						6,225/230
2014	17	10					3	34,294/119
2015	24	13				3	5	84,403/64
Total	134	74	1		4	13	38	775,015

*** Majors and World Golf Championships are considered official on multiple tours***

PGA TOUR TOP TOURNAMENT SUMMARY

Year	03	04	05	06	07	08	09	10	11	12	13	14	15
Masters			T33										
U.S. Open	CUT		CUT		CUT								

Year	16	17
PGA Championship		CUT
THE PLAYERS		CUT
THE NORTHERN TRUST	CUT	T34
Dell Technologies Championship		T47
BMW Championship		T20

NATIONAL TEAMS: Palmer Cup (2), 2006, 2007.



Andrew Loupe (LOOP)

EXEMPT STATUS: Major Medical Extension
FULL NAME: Andrew Grauolet Loupe
HEIGHT: 6-1
WEIGHT: 185
BIRTHDATE: November 22, 1988
BIRTHPLACE: Baton Rouge, Louisiana
RESIDENCE: Baton Rouge, Louisiana
FAMILY: Single

EDUCATION: Louisiana State University (2011, Sports Administration)
SPECIAL INTERESTS: Fishing, basketball
TURNED PROFESSIONAL: 2011
JOINED TOUR: 2013-14
Web.com Tour Graduate (2013, 2015)

BEST PGA TOUR CAREER FINISH:

T3—2016 CareerBuilder Challenge in partnership with the Clinton Foundation.

WEB.COM TOUR VICTORIES (1):

2015 Nationwide Children's Hospital Championship.

2016-17 SEASON:

Limited to 21 starts due to a thumb injury, finishing the season No. 191 in the FedExCup standings. After missing the cut in each of his first seven starts on the PGA TOUR during the 2016-17 season, finished T10 in Houston. Will enter the 2017-18 season on a Major Medical Extension, with six events available to earn 260 points to equal No. 125 J.J. Henry's 365 points from the 2017 FedExCup points list. Made four starts in the Web.com Tour Finals, with two missed cuts, a T50 and a WD at the Web.com Tour Championship…A T35 at the Web.com Tour Championship placed him eighth in the final priority-ranking order…On the heels of seven straight missed cuts, posted rounds of 68-70-72-69 to T10 at the Shell Houston Open. Marked his first top-10 on the PGA TOUR since at T4 at the 2016 Wells Fargo Championship, a span of 20 starts.

PERSONAL:

Favorite college team is LSU, and favorite pro team is the New Orleans Saints…Earned all-state honors in basketball twice and was invited to the Louisiana All-Star game (didn't play due to injury). Baton Rouge's The Advocate named him its High School Athlete of the Year as a junior in 2006. Averaged 21.6 points per game during his senior season and holds Episcopal High School's all-time record for three-pointers in a season.

PLAYER STATISTICS

MISCELLANEOUS PGA TOUR STATISTICS

Career PGA TOUR Low Round/Round: 63–2 times, most recent 2016 Frys.com Open/3
Largest Career PGA TOUR Paycheck/Finish: $301,600–2016 CareerBuilder Challenge in partnership with the Clinton Foundation/T3
Career High FedExCup Rank: After 2016 Frys.com Open/10
Career High Official World Rank: After 2016 Wells Fargo Championship/139

PGA TOUR CAREER SUMMARY — PLAYOFF RECORD: 0-0

Year	Events Played	Cuts Made	1st	2nd	3rd	Top 10	Top 25	FedExCup Pts/ Rank	Earnings/ Rank
2011A	1								
2014	22	10				1	3	380/137	$563,121/142
2015	15	5				1	1	112/198	183,850/192
2016	27	11			1	4	6	535/113	1,075,276/99
2017	21	7				1	1	105/191	273,070/182
Total	86	33			1	7	11		2,095,316

WEB.COM TOUR

Year	Events Played	Cuts Made	1st	2nd	3rd	Top 10	Top 25	Earnings/Rank
2011	3	2					2	$12,956/170
2012	4	2					1	11,025/174
2013	25	13				2	3	69,014/70
2014	4	2					1	18,240/177
2015	9	7	1			1	5	25,067/130
2017	4	2						2,830/250
Total	49	28	1			3	12	369,286

*** Majors and World Golf Championships are considered official on multiple tours***

PGA TOUR TOP TOURNAMENT SUMMARY

Year	16	17
THE PLAYERS		CUT
THE NORTHERN TRUST	CUT	

Davis Love III

WORLD GOLF HALL OF FAME MEMBER (2017)
EXEMPT STATUS: Life Member
FULL NAME: Davis Milton Love III
HEIGHT: 6-3
WEIGHT: 175
BIRTHDATE: April 13, 1964
BIRTHPLACE: Charlotte, North Carolina
RESIDENCE: St. Simons Island, Georgia

FAMILY: Wife, Robin; Alexia (6/5/88), Davis IV (12/2/93).
EDUCATION: University of North Carolina
SPECIAL INTERESTS: Fishing, reading novels, hunting, golf course architecture
TURNED PROFESSIONAL: 1985
Q SCHOOL: 1985
JOINED TOUR: 1986

PGA TOUR VICTORIES (21):

1987 MCI Heritage Golf Classic. **1990** The International. **1991** MCI Heritage Golf Classic. **1992** THE PLAYERS Championship, MCI Heritage Golf Classic, KMart Greater Greensboro Open. **1993** Infiniti Tournament of Champions, Las Vegas Invitational. **1995** Freeport-McMoRan Classic. **1996** Buick Invitational. **1997** PGA Championship, Buick Challenge. **1998** MCI Classic. **2001** AT&T Pebble Beach National Pro-Am. **2003** AT&T Pebble Beach National Pro-Am, THE PLAYERS Championship, MCI Heritage, The INTERNATIONAL. **2006** Chrysler Classic of Greensboro. **2008** Children's Miracle Network Classic presented by Wal-Mart. **2015** Wyndham Championship.

INTERNATIONAL VICTORIES (2):

1995 World Cup [indiv]. **1998** Chunichi Crowns [Jpn].

OTHER VICTORIES (11):

1990 JC Penney Classic [with Beth Daniel]. **1992** World Cup [with Fred Couples]. **1993** World Cup [with Fred Couples]. **1994** World Cup [with Fred Couples]. **1995** World Cup [with Fred Couples], JC Penney Classic [with Beth Daniel]. **1998** Lincoln-Mercury Kapalua International. **2000** CVS Charity Classic [with Justin Leonard], Target World Challenge. **2003** Target World Challenge. **2012** PNC Father/Son Challenge [with Dru].

2016-17 SEASON:

Made seven cuts in 13 starts on the PGA TOUR, highlighted by a T10 finish at the Wyndham Championship. At No. 185 in the FedExCup standings, failed to advance to the FedExCup Playoffs for a fifth time. Will compete on TOUR in the 2017-18 season out of the Life Member category. Made two starts on PGA TOUR Champions, collecting top-10 finishes in both events. Was inducted into the World Golf Hall of Fame in a September ceremony in New York City, held in conjunction with the Presidents Cup…Was among four players inducted into the World Golf Hall of Fame as part of the Class of 2017, joining Lorena Ochoa, Meg Mallon, Ian Woosnam and late British golf writer Henry Longhurst. For the first time the World Golf Hall of Fame induction ceremony was held in New York City. The venue was Cipriani Wall Street, with the event kicking off 2017 Presidents Cup festivities…A week before he served as a Captain's Assistant at the Presidents Cup in Jersey City, New Jersey, competed in his second PGA TOUR Champions event of the season at the PURE Insurance Championship at Pebble Beach. Finished T10 for his fourth PGA TOUR Champions top-10 in nine starts since 2014…Three-time Wyndham Championship winner (who was unable to defend his title in 2016 due to hip surgery) finished T10 and eight strokes behind champion Henrik Stenson for his first top-10 finish since winning the event in 2015. For the second consecutive time in Greensboro, posted all four rounds in the 60s (64-66-69-64-64-66-67-69). In his 746th official PGA TOUR start, the 53-year-old was attempting to become the oldest winner in PGA TOUR history (Sam Snead/52 years, 10 months, 8 days/1965 Wyndham Championship)…Teamed with Scott Verplank to finish T8 at the Bass Pro Shops Legends of Golf at Big Cedar Lodge in April.

PERSONAL:

Father Davis Love, Jr. selected posthumously as the recipient of Harvey Penick Teaching Award…Father was a highly regarded golf teacher who died in a plane crash in 1988. Was born shortly after his father contended at 1964 Masters. Wrote book, Every Shot I Take, to honor his dad's lessons and teachings on golf and life. Book was recipient of 1997 USGA International Book Award. Selected posthumously as the recipient of Harvey Penick Teaching Award…Brother, Mark, has caddied for him. Is also involved in golf course design…Inducted into University of North Carolina Order of Merit in 1997. Inducted into the Georgia Golf Hall of Fame in Augusta in January 2001. Received the 2013 Bob Jones Award during the USGA's annual meeting. It is the USGA's highest honor and recognizes an individual who demonstrates the spirit, personal character and respect for the game exhibited by the legendary Jones. Inducted into the World Golf Hall of Fame in 2017…Began hosting The RSM Classic, an official PGA TOUR event, in 2010.

PLAYER STATISTICS

MISCELLANEOUS PGA TOUR STATISTICS

Career PGA TOUR Low Round/Round: 60–1994 United Airlines Hawaiian Open/2
Largest Career PGA TOUR Paycheck/Finish: $1,170,000–2003 THE PLAYERS Championship/1
Career High FedExCup Rank: After 2009 Mercedes-Benz Championship/2
Career High Official World Rank: After 1999 GTE Byron Nelson Classic/2

PGA TOUR CAREER SUMMARY — PLAYOFF RECORD: 2-7

Year	Events Played	Cuts Made	1st	2nd	3rd	Top 10	Top 25	FedExCup Pts/ Rank	Earnings/ Rank
1985A	1								
1986	31	22			1	2	7		$113,245/77
1987	26	18	1	1		4	9		297,378/33
1988	29	17				3	9		156,068/75
1989	24	17		1	1	4	10		278,760/44
1990	27	20	1		1	4	12		537,172/20
1991	28	23	1	1	1	8	14		686,361/8
1992	25	22	3	1	1	9	15		1,191,630/2
1993	26	23	2	1		5	12		777,059/12
1994	28	21		1		5	10		474,219/33
1995	24	22	1	1	1	9	15		1,111,999/6
1996	23	19	1	3		11	14		1,211,139/7
1997	25	24	2		1	13	17		1,635,953/3
1998	21	19	1	1	2	10	16		1,541,152/11
1999	23	21		4	2	13	17		2,475,328/3
2000	25	22		3	1	9	16		2,337,765/9
2001	20	17	1	3		12	15		3,169,463/5
2002	26	21		2		6	14		2,056,160/21
2003	23	20	4	1	1	11	16		6,081,896/3
2004	24	18		2	1	8	11		3,075,092/10
2005	24	16		2		9	14		2,658,779/13
2006	23	18	1	1		4	9		2,747,206/16
2007	21	14				3	4	89,675/83	1,016,489/96
2008	23	16	1		1	3	7	1,512/154	1,695,237/48
2009	27	20		1		2	10	1,166/51	1,622,401/52
2010	24	15				3	6	708/80	1,214,472/73
2011	22	13				2	7	565/95	1,056,300/88
2012	20	13			1	3	7	443/115	989,753/100
2013	15	7				1	2	209/162	303,470/165
2014	22	15						253/162	284,800/173
2015	18	8	1			2	2	735/86	1,263,596/75
2016	15	11						154/188	222,422/189
2017	13	7				1	1	124/185	257,270/187
Total	746	559	21	30	16	179	318		44,540,034

*** Majors and World Golf Championships are considered official on multiple tours***

PGA TOUR TOP TOURNAMENT SUMMARY

Year	86	87	88	89	90	91	92	93	94	95	96	97	98
Masters			CUT			T42	T25	T54	CUT	2	T7	T7	T33
U.S. Open			CUT	T33		T11	T60	T33	T28	T4	T2	T16	CUT
The Open Championship		CUT	CUT	T23	CUT	T44	CUT	CUT	T38	T98	CUT	T10	8
PGA Championship	T47	CUT		T17	T40	T32	T33	T31	CUT	CUT	CUT	**1**	T7
THE PLAYERS	T14	CUT	DQ	CUT	T24	CUT	**1**	T67	T6	T6	T46	DQ	T57

Year	99	00	01	02	03	04	05	06	07	08	09	10	11
Masters	2	T7	CUT	T14	T15	T6	CUT	T22	T27				CUT
U.S. Open	T12	CUT	T7	T24	CUT	CUT	T6	CUT	CUT	T53		T6	T11
The Open Championship	T7	T11	T21	T14	T4	T5	CUT	CUT	CUT	T19	T27	CUT	T9
PGA Championship	T49	T9	T37	T48	CUT	CUT	T4	T34	CUT	CUT	CUT	T55	T72
THE PLAYERS	T10	T48	CUT	CUT	**1**	T33	T8	CUT	T75	T54	CUT	T4	T12
Dell Technologies Match Play	T33	4		T17	T17	2	T9	2	T33		T17		
Bridgestone Invitational	T10	35	T5	T11	3	T4	T13	T4	T6		T19		
Mexico Championship	T16		CNL	8	T40	T41	T11		WD		T28		
THE NORTHERN TRUST									T41		T46	T31	CUT
Dell Technologies Championship									CUT		T49	T61	T68
BMW Championship											T49		

Year	12	13	14	15	16	17
Masters					T42	
U.S. Open	T29					
The Open Championship	CUT					
PGA Championship	CUT	CUT	CUT	CUT		CUT
THE PLAYERS	CUT	T48			CUT	
Bridgestone Invitational					WD	
THE NORTHERN TRUST	CUT			CUT		
Dell Technologies Championship				T44		

NATIONAL TEAMS: Presidents Cup (6), 1994, 1996, 1998, 2000, 2003, 2005; Ryder Cup (6), 1993, 1995, 1997, 1999, 2002, 2004; Ryder Cup Captain (2), 2012, 2016; World Cup (5), 1992, 1993, 1994, 1995, 1997; Walker Cup (1), 1985; Dunhill Cup (1), 1992

Tom Lovelady

EXEMPT STATUS: 29th on 2017 Web.com Tour priority list
FULL NAME: James Thomas Holt Lovelady
HEIGHT: 5-10
WEIGHT: 195
BIRTHDATE: July 23, 1993
BIRTHPLACE: Mountain Brook, Alabama
RESIDENCE: Jupiter, Florida
FAMILY: Single
EDUCATION: University of Alabama (Marketing, 2016)
TURNED PROFESSIONAL: 2016
JOINED TOUR: 2018
Web.com Tour Graduate (2017)

2016-17 SEASON:

Finished the Web.com Tour season with 24 starts, five top-10s and 15 cuts made. Was 29th in the final priority-ranking order. Secured his PGA TOUR card for the 2017-18 season with a 14th-place finish on the 2017 Web.com Tour Finals money list (excluding the 25)…Secured his PGA TOUR card for the first time with a birdie on the 72nd hole for a T3 finish at the Nationwide Children's Hospital Championship…Carded a final-round 65 at the Price Cutter Charity Championship for a T6…Posted a T5 finish at the Digital Ally Open with rounds of 64-67 during the 36-hole finale on Sunday…Took the 18-hole lead at the Pinnacle Bank Championship with an opening 7-under 64 but fell into T7 with rounds of 71-71-67 to close…In his third Web.com Tour start of the year, earned his first career top-10 at the Club Colombia Championship by Servientrega. Posted a 2-under 69 in the final round for a T8.

PERSONAL:

Member of two NCAA Championship teams at the University of Alabama (2013 and 2014). College teammates included fellow professionals Trey Mullinax and Justin Thomas, who he currently lives with in Jupiter, Florida…Was introduced to golf by his dad at the age of 3. Prior the start of his final season at Alabama in August 2015, his father passed away at the age of 62. He carries two holy cards in his golf bag, in memory of his father and grandmother, who also died in 2015…Loves hanging out on the water, spending time with friends and Alabama football when not playing golf…Involved with the JDRF (Juvenile Diabetes Research Foundation), his uncle had Type 1 diabetes.

PGA TOUR CAREER SUMMARY — PLAYOFF RECORD: 0-0

WEB.COM TOUR

Year	Events Played	Cuts Made	1st	2nd	3rd	Top 10	Top 25	Earnings/Rank
2016	1	1						$1,515/230
2017	24	15			1	5	8	137,611/29
Total	25	16			1	5	8	197,126

*** Majors and World Golf Championships are considered official on multiple tours***



Jamie Lovemark

EXEMPT STATUS: 57th in 2016-17 FedExCup points list
FULL NAME: Jamie Lovemark
HEIGHT: 6-4
WEIGHT: 215
BIRTHDATE: January 23, 1988
BIRTHPLACE: Rancho Santa Fe, California
RESIDENCE: Jupiter, Florida
FAMILY: Wife, Tiva
EDUCATION: University of Southern California
SPECIAL INTERESTS: Outdoors, fishing, swimming, all sports, flying
TURNED PROFESSIONAL: 2009
JOINED TOUR: 2009
Web.com Tour Graduate (2013, 2015)

BEST PGA TOUR CAREER FINISH:

T2—2009 Frys.com Open, 2016 Zurich Classic of New Orleans.

WEB.COM TOUR VICTORIES (2):

2010 Mexico Open Bicentenary. **2013** Midwest Classic Presented by Cadillac.

2016-17 SEASON:

Made a career-high 22 made cuts in 28 starts, equaling his career-best total for top-25 finishes (9), led by a T3 finish at The Greenbrier Classic. Finished the season No. 57 in the FedExCup standings…Advanced to the third FedExCup Playoffs event for the second consecutive season, finishing the season No. 57 in the standings following a T33 at the BMW Championship…Carded four rounds in the 60s, including a final-round 1-under 69, to finish T3 at The Greenbrier Classic. Has made continual improvement in three starts at the event (MC-2012, 85th-2014, T3-2017). By finishing among the top four players in the top 12 and ties, not otherwise eligible, earned a spot at the Open Championship at Royal Birkdale via the Open Qualifying Series…Ranked second in driving distance for the week (314 yards) while posting 7-under 281 for T10 finish at the Memorial Tournament…Shot a final-round 65 to record a T4 finish at the Sony Open in Hawaii, his second top-10 of the season and eighth overall on the PGA TOUR. Finished a distant nine strokes behind champion Justin Thomas…Equaled the best final-round score with a 5-under 65 at The RSM Classic, leading to his second top-10 finish in as many starts at the event (T9-2015, T6-2016).

PERSONAL:

Favorite band is Led Zeppelin…Went to high school at Torrey Pines High in San Diego, the same school that turned out Tony Hawk, Shaun White and John Lynch.

PLAYER STATISTICS

MISCELLANEOUS PGA TOUR STATISTICS

Career PGA TOUR Low Round/Round: 63–2014 Travelers Championship/2
Largest Career PGA TOUR Paycheck/Finish: $616,000–2016 Zurich Classic of New Orleans/T2
Career High FedExCup Rank: After 2017 Sony Open in Hawaii/17
Career High Official World Rank: After 2016 Zurich Classic of New Orleans/77

PGA TOUR CAREER SUMMARY — PLAYOFF RECORD: 0-2

Year	Events Played	Cuts Made	1st	2nd	3rd	Top 10	Top 25	FedExCup Pts/ Rank	Earnings/ Rank
2006A	1	1							
2007A	2	2							
2008A	5	2							
2009	5	2		1		1	1		$453,872/
2010	4	2							45,400/
2011	9	2						31/230	34,693/231
2012	16	6					1	95/999	109,572/
2014	20	13					1	212/172	305,944/168
2015	2	2					1		146,138/
2016	27	19		1		5	9	1,232/49	1,940,890/48
2017	28	22			1	4	9	919/57	1,886,972/54
Total	119	73		2	1	10	22		4,923,480

WEB.COM TOUR

Year	Events Played	Cuts Made	1st	2nd	3rd	Top 10	Top 25	Earnings/Rank
2007A	2	1		1		1	1	
2008A	1	1						
2010	22	16	1	3	2	9	11	$452,951/1
2011	2							
2012	12	8				2	4	63,758/85
2013	21	11	1			4	7	178,421/12
2014	5	4					3	12,800/163
2015	22	18		2		7	13	191,966/12
Total	87	59	2	6	2	23	39	1,072,841

*** Majors and World Golf Championships are considered official on multiple tours***

PGA TOUR TOP TOURNAMENT SUMMARY

Year	15	16	17
U.S. Open	T18		T27
The Open Championship		CUT	T22
PGA Championship		CUT	T33
THE PLAYERS		T64	T75
THE NORTHERN TRUST		T22	CUT
Dell Technologies Championship		71	T40
BMW Championship		T32	T33

NATIONAL TEAMS: Walker Cup (1), 2007; Palmer Cup (1), 2007.



Shane Lowry

EXEMPT STATUS: World Golf Championships winner (through 2017-18)
FULL NAME: Shane Lowry
HEIGHT: 6-1
WEIGHT: 216
BIRTHDATE: April 2, 1987
BIRTHPLACE: Clara, County Offaly, Ireland
RESIDENCE: Clara, County Offaly, Ireland

FAMILY: Wife, Wendy
EDUCATION: University College Dublin
SPECIAL INTERESTS: Gaelic football, rugby
TURNED PROFESSIONAL: 2009
JOINED TOUR: 2015

PGA TOUR VICTORIES (1):

2015 World Golf Championships-Bridgestone Invitational.

INTERNATIONAL VICTORIES (2):

2009 The 3 Irish Open [Eur]. **2012** Portugal Masters [Eur].

2016-17 SEASON:

Claimed six top-25 finishes in 16 starts on the PGA TOUR in the 2016-17 season, highlighted by a T7 at the Wyndham Championship. At No. 127 in the FedExCup standings, narrowly missed out on advancing to the FedExCup Playoffs. Claimed two top-10 finishes on the European Tour, with a T6 at the BMW PGA Championship his best showing…Finished T7 in his second Wyndham Championship start (T42-2016), seven strokes behind champion Henrik Stenson. Represented his first top-10 finish since a runner-up showing at the 2016 U.S. Open. Posted his career-low PGA TOUR round, a 64, in the second round…Finished T9 at the ISPS HANDA World Cup with teammate Graeme McDowell on the Ireland team at Kingston Heath Golf Club in Australia in late-November.

PERSONAL:

His father, Brendan, was a well-known and successful Gaelic football star who played on the All-Ireland Championship team (County Offaly in 1982)…Began playing golf at age 13, inspired by his uncles, who were avid fans of the sport. Was a 12 handicap after one year of playing and was a single-digit player before his 15th birthday…Also competed in rugby, soccer, Gaelic football and hurling.

PLAYER STATISTICS

MISCELLANEOUS PGA TOUR STATISTICS

Career PGA TOUR Low Round/Round: 64–2017 Wyndham Championship/2
Largest Career PGA TOUR Paycheck/Finish: $1,570,000–2015 World Golf Championships–Bridgestone Invitational/1
Career High FedExCup Rank: After 2017 World Golf Championships-HSBC Champions/61
Career High Official World Rank: After 2016 CIMB Classic/17

PGA TOUR CAREER SUMMARY — PLAYOFF RECORD: 0-0

Year	Events Played	Cuts Made	1st	2nd	3rd	Top 10	Top 25	FedExCup Pts/ Rank	Earnings/ Rank
2009	1	1							
2010	2	1							$33,792/
2011	1								
2013	9	5				1	2		148,551/
2014	3	2				1	1		217,283/
2015	13	8	1			3	5	222/175	502,517/157
2016	17	12		1		2	4	615/102	1,585,436/67
2017	16	11				1	6	361/127	831,411/118
Total	62	40	1	1		8	18		3,319,573

*** Majors and World Golf Championships are considered official on multiple tours***

PGA TOUR TOP TOURNAMENT SUMMARY

Year	09	10	11	12	13	14	15	16	17
Masters							CUT	T39	CUT
U.S. Open			CUT			CUT	T9	T2	T46
The Open Championship		T37			T32	T9	CUT	CUT	CUT
PGA Championship		CUT			T57	T46	CUT	CUT	T48
THE PLAYERS							CUT	T16	CUT
Dell Technologies Match Play					T9		T34	T51	T51
Bridgestone Invitational	77				T48		**1**	T36	
Mexico Championship							T17	T35	
HSBC Champions	T28			32			34	T68	T23

NATIONAL TEAMS: Eisenhower Trophy (1), 2008; World Cup (2), 2013, 2016; Eurasia Cup (1), 2016.



Bill Lunde (lun-DEE)

EXEMPT STATUS: Past Champion
FULL NAME: William Jeremiah Lunde
HEIGHT: 6-1
WEIGHT: 220
BIRTHDATE: November 18, 1975
BIRTHPLACE: San Diego, California
RESIDENCE: Las Vegas, Nevada

FAMILY: Wife, Dana; Henry (12/3/14)
EDUCATION: University of Nevada-Las Vegas (1998, Economics)
TURNED PROFESSIONAL: 1998
JOINED TOUR: 2009
Web.com Tour Graduate (2008)

PGA TOUR VICTORIES (1):

2010 Turning Stone Resort Championship.

WEB.COM TOUR VICTORIES (1):

2008 Nationwide Children's Hospital Invitational.

2016-17 SEASON:

Made two cuts in eight starts on the PGA TOUR in the 2016-17 season, and made two starts in the Web.com Tour Finals. Will compete in the 2017-18 season out of the Past Champion category…Missed the cut at the Albertsons Boise Open…Withdrew from the Nationwide Children's Hospital Championship…PGA TOUR season highlighted by a T2 showing at the Puerto Rico Open in his second start of the season.

PERSONAL:

Worked in sales for the Las Vegas Founders…Grandfather got him, as well as current PGA TOUR member and childhood friend Charley Hoffman, started in the game…Part of the UNLV team that won the 1998 NCAA Championship.

PLAYER STATISTICS

MISCELLANEOUS PGA TOUR STATISTICS

Career PGA TOUR Low Round/Round: 62–2009 The 50th Bob Hope Classic hosted by Arnold Palmer/3
Largest Career PGA TOUR Paycheck/Finish: $720,000–2010 Turning Stone Resort Championship/1
Career High FedExCup Rank: After 2011 Hyundai Tournament of Champions/12
Career High Official World Rank: After 2009 Transitions Championship/154

PGA TOUR CAREER SUMMARY — PLAYOFF RECORD: 0-0

Year	Events Played	Cuts Made	1st	2nd	3rd	Top 10	Top 25	FedExCup Pts/ Rank	Earnings/ Rank
1998	1								
2003	1								
2007	1	1							$12,093/
2009	27	15				2	5	444/107	825,691/102
2010	28	12	1			3	5	449/113	1,075,874/83
2011	28	20					3	668/85	639,548/130
2012	25	16				1	4	294/142	593,598/133
2013	10	3				1	2	133/183	206,710/181
2014	1								
2015	18	8					1	117/197	128,788/204
2017	8	2		1		1	1	121/187	233,984/189
Total	148	77	1	1		8	21		3,716,287

WEB.COM TOUR

Year	Events Played	Cuts Made	1st	2nd	3rd	Top 10	Top 25	Earnings/Rank
1998	1							
2004	25	12		1		3	5	$114,700/51
2005	22	9			1	1	2	39,942/109
2007	1							
2008	27	20	1			6	13	341,446/5
2009	1							
2013	6	3						3,972/204
2014	21	15			1	4	7	168,864/22
2015	4	3					2	26,105/154
2016	15	6				1	3	42,789/101
2017	2							
Total	125	68	1	1	2	15	32	757,257

*** Majors and World Golf Championships are considered official on multiple tours***

PGA TOUR TOP TOURNAMENT SUMMARY

Year	03	04	05	06	07	08	09	10	11	12
U.S. Open	CUT									CUT
PGA Championship								CUT	T39	
THE PLAYERS								CUT	CUT	
HSBC Champions								T69		
THE NORTHERN TRUST							T64	CUT	T32	
Dell Technologies Championship									T56	

Will MacKenzie

EXEMPT STATUS: Top Finishers from the Web.com Tour Medical
FULL NAME: William Ruggles MacKenzie
HEIGHT: 5-11
WEIGHT: 170
BIRTHDATE: September 28, 1974
BIRTHPLACE: Greenville, North Carolina
RESIDENCE: Jupiter, Florida

FAMILY: Maverick Noah (7/26/08), Nash William (2/18/10)
TURNED PROFESSIONAL: 2000
Q SCHOOL: 2004, 2005
JOINED TOUR: 2005
Web.com Tour Graduate (2013, 2016)

PGA TOUR VICTORIES (2):

2006 Reno-Tahoe Open. **2008** Viking Classic.

2016-17 SEASON:

Season limited to just 16 starts, making the cut in half and recording a season-best T14 at the AT&T Pebble Beach Pro-Am. Will enter the 2017-18 season on a Top Finishers from the Web.com Tour Medical, with six events available to earn 238 points (coupled with 127 earned during the 2016-17 season) to equal No. 125 J.J. Henry's 365-point total from the 2017 FedExCup points list. Should he do so, will retain eligibility through the end of the season.

PERSONAL:

Gave up golf after his sophomore year in high school after being a top junior player and did not pick it up again until almost 10 years later. Inspired by Payne Stewart's 1999 U.S. Open win at Pinehurst in his home state of North Carolina…An outdoor enthusiast who snowboards and rock climbs. Also spent some time heliboarding in Alaska. Lived out of his van in Montana for five years…Is a professional kayaker.

PLAYER STATISTICS

MISCELLANEOUS PGA TOUR STATISTICS

Career PGA TOUR Low Round/Round: 62–2011 Frys.com Open/3
Largest Career PGA TOUR Paycheck/Finish: $648,000–2008 Viking Classic/1
Career High FedExCup Rank: After 2007 Mercedes-Benz Championship/4
Career High Official World Rank: After 2014 RBC Heritage/84

PGA TOUR CAREER SUMMARY — PLAYOFF RECORD: 1-1

Year	Events Played	Cuts Made	1st	2nd	3rd	Top 10	Top 25	FedExCup Pts/ Rank	Earnings/ Rank
2005	25	12				1	2		$275,529/179
2006	29	16	1			1	3		879,965/100
2007	30	20				3	6	90,448/73	1,116,507/85
2008	21	10	1			2	2	1,289/162	911,194/114
2009	24	9				2	4	292/144	659,686/126
2010	23	14				1	4	267/154	557,504/152
2011	14	10					1	105/204	188,394/191
2012	6	3						55/213	49,760/224
2014	27	14		1		5	9	1,092/65	1,853,822/51
2015	16	9		1		3	4	458/126	863,563/115
2016	26	15				1	4	317/151	416,033/163
2017	16	8					2	127/183	272,288/183
Total	257	140	2	2		19	41		8,044,245

WEB.COM TOUR

Year	Events Played	Cuts Made	1st	2nd	3rd	Top 10	Top 25	Earnings/Rank
2000	1							
2002	2							
2004	1	1						$1,564/334
2005	3	3				1	2	19,900/151
2010	1							
2011	10	6				1	1	34,869/115
2012	18	7				2	3	55,108/99
2013	21	14		1		2	11	107,011/40
2016	3	2				2	2	67,500/81
2017	2							
Total	62	33		1		8	19	415,151

*** Majors and World Golf Championships are considered official on multiple tours***

PGA TOUR TOP TOURNAMENT SUMMARY

Year	07	08	09	10	11	12	14	15
PGA Championship	T57		CUT				CUT	
THE PLAYERS	CUT		CUT				CUT	CUT
THE NORTHERN TRUST	CUT						CUT	
Dell Technologies Championship	T30						T45	
BMW Championship							T59	



Hunter Mahan (MAY-han)

EXEMPT STATUS: Past Champion
FULL NAME: Hunter Myles Mahan
HEIGHT: 5-11
WEIGHT: 175
BIRTHDATE: May 17, 1982
BIRTHPLACE: Orange, California
RESIDENCE: Dallas, Texas

FAMILY: Wife, Kandi; Zoe Olivia (7/28/13), Miller Myles (2/7/15), Hazel Eloise (6/18/16)
EDUCATION: Oklahoma State University
SPECIAL INTERESTS: Fishing, basketball
TURNED PROFESSIONAL: 2003
Q SCHOOL: 2003, 2005
JOINED TOUR: 2004

PGA TOUR VICTORIES (6):

2007 Travelers Championship. **2010** Waste Management Phoenix Open, World Golf Championships-Bridgestone Invitational. **2012** World Golf Championships-Accenture Match Play Championship, Shell Houston Open. **2014** The Barclays.

OTHER VICTORIES (1):

2008 Kiwi Challenge.

2016-17 SEASON:

For the second straight season, failed to advance to the FedExCup Playoffs. Made 10 cuts in 26 starts on TOUR, highlighted by a pair of top-25 showings. Will compete in the 2017-18 season out of the Past Champion category. Finished the 2017 Web.com Tour Finals with four starts and two cuts made. Ended the Finals at No. 43 on the money list (excluding the 25).

PERSONAL:

Has a passion for cooking and cultivating his palate at restaurants around the globe…Father, Monte, is a former undercover police officer in Southern California…In 2012, along with wife, Kandi, founded the Mahan Foundation, which supports charitable initiatives focused on health and wellness, children, and the military…Has served as National Co-chair of the American Junior Golf Association.

PLAYER STATISTICS

MISCELLANEOUS PGA TOUR STATISTICS

Career PGA TOUR Low Round/Round: 61–2012 Travelers Championship/4
Largest Career PGA TOUR Paycheck/Finish: $1,440,000–2014 The Barclays/1
Career High FedExCup Rank: After 2014 The Barclays/1
Career High Official World Rank: After 2012 Shell Houston Open/4

PGA TOUR CAREER SUMMARY — PLAYOFF RECORD: 1-2

Year	Events Played	Cuts Made	1st	2nd	3rd	Top 10	Top 25	FedExCup Pts/ Rank	Earnings/ Rank
2000A	1								
2002A	1								
2003A	2	1							
2003	7	4					2		$106,300/
2004	30	16		1		3	6		813,089/100
2005	34	18				2	5		589,567/131
2006	29	21		1		2	6		1,107,457/83
2007	27	18	1			6	12	98,696/15	2,858,995/16
2008	27	18		1		5	13	107,999/18	2,208,855/30
2009	25	24		1		6	16	515/27	2,941,349/16
2010	25	19	2			3	8	678/18	3,574,550/10
2011	25	22		2		9	13	1,800/7	3,503,540/15
2012	23	20	2			5	12	693/19	4,019,193/9
2013	25	22		1		5	16	653/20	3,036,164/18
2014	25	20	1			6	9	1,835/6	3,097,983/22
2015	24	20			1	4	7	1,208/49	1,617,973/61
2016	22	9					1	174/183	230,694/187
2017	26	10					2	130/182	277,235/181
Total	378	262	6	7	1	56	128		29,982,942

WEB.COM TOUR

Year	Events Played	Cuts Made	1st	2nd	3rd	Top 10	Top 25	Earnings/Rank
2017	4	2					1	21,320/160
Total	4	2					1	21,320

*** Majors and World Golf Championships are considered official on multiple tours***

PGA TOUR TOP TOURNAMENT SUMMARY

Year	03	04	05	06	07	08	09	10	11	12	13	14	15
Masters	T28					CUT	T10	T8	CUT	T12	CUT	T26	T9
U.S. Open	CUT				T13	T18	T6	CUT	CUT	T38	T4	CUT	CUT
The Open Championship		T36		T26	T6	CUT	CUT	T37	CUT	T19	T9	T32	T49
PGA Championship			CUT		T18	CUT	T16	T39	T19	CUT	T57	T7	T43
THE PLAYERS			T40		CUT	WD	T71	T17	T6	CUT	T19	CUT	CUT
Dell Technologies Match Play						T17	T17	T33	T9	**1**	2	T9	T9
Bridgestone Invitational					T22	T10	T4	**1**	T37	T55		T15	72
Mexico Championship						T44	T53	T30	9	T24	T25	T9	65
HSBC Champions								T21	T7				T28
THE NORTHERN TRUST					T17	T31	T20	T31	T43	CUT	T25	**1**	CUT
Dell Technologies Championship					CUT	T15	T36	T33	T8	T39	T13	64	T4
BMW Championship					T30	T8	T38	T37	T42	70	T4	T59	T32
TOUR Championship					T5	T17	24	T15	2	T8	T20	T23	

Year	16
Masters	54
THE PLAYERS	CUT
HSBC Champions	T19

NATIONAL TEAMS: Presidents Cup (4), 2007, 2009, 2011, 2013; Ryder Cup (3), 2008, 2010, 2014; World Amateur Team Championship (1), 2002; Eisenhower Trophy (1), 2002; Palmer Cup (1), 2002.



Peter Malnati (mal-NOT-ee)

EXEMPT STATUS: 2015-16 tournament winner (through 2017-18)
FULL NAME: Peter Joseph Malnati
HEIGHT: 5-10
WEIGHT: 159
BIRTHDATE: June 13, 1987
BIRTHPLACE: New Castle, Indiana
RESIDENCE: Knoxville, Tennessee

FAMILY: Wife, Alicia
EDUCATION: University of Missouri (2009, Communications)
SPECIAL INTERESTS: Kansas City Royals, mountain climbing, hiking, fitness
TURNED PROFESSIONAL: 2009
JOINED TOUR: 2013-14
Web.com Tour Graduate (2013, 2015)

PGA TOUR VICTORIES (1):

2015 Sanderson Farms Championship.

WEB.COM TOUR VICTORIES (2):

2013 News Sentinel Open. Brasil Champions.

2016-17 SEASON:

Made 17 of 29 cuts, including each of his last 10 events in the 2016-17 season. Best showing was a T18 at the Barbasol Championship. Finished his season ranked 167th in the FedExCup standings.

PERSONAL:

Was born in Indiana but grew up near Knoxville, Tennessee (Dandridge). Attended Jefferson County High School…Is a big Kansas City Royals fan and wears a royal blue golf shirt during his final rounds. Is currently a brand ambassador for mlb.com. Threw out the first pitch before a 2015 Kansas City Royals-Chicago White Sox game…An active blogger at petermalnati.blogspot.com.

PLAYER STATISTICS

MISCELLANEOUS PGA TOUR STATISTICS

Career PGA TOUR Low Round/Round: 65–6 times, most recent 2017 Wyndham Championship/2
Largest Career PGA TOUR Paycheck/Finish: $738,000–2016 Sanderson Farms Championship/1
Career High FedExCup Rank: After 2016 Sanderson Farms Championship/6
Career High Official World Rank: After 2016 Hyundai Tournament of Champions/145

PGA TOUR CAREER SUMMARY — PLAYOFF RECORD: 0-0

Year	Events Played	Cuts Made	1st	2nd	3rd	Top 10	Top 25	FedExCup Pts/ Rank	Earnings/ Rank
2014	18	5					3	172/178	$271,326/176
2015	1								
2016	32	11	1			3	4	599/104	1,298,945/83
2017	29	17					1	182/167	358,541/169
Total	80	33	1			3	8		1,928,811

WEB.COM TOUR

Year	Events Played	Cuts Made	1st	2nd	3rd	Top 10	Top 25	Earnings/Rank
2010	2	1					1	$6,350/203
2011	1							
2012	1	1						3,520/222
2013	12	9	1			4	8	158,697/18
2014	6	1						4,850/229
2015	24	16	1			5	10	282,408/4
Total	46	28	2			9	19	513,091

Majors and World Golf Championships are considered official on multiple tours

PGA TOUR TOP TOURNAMENT SUMMARY

Year	16	17
PGA Championship	CUT	
THE PLAYERS	CUT	CUT
THE NORTHERN TRUST	T78	

Steve Marino

EXEMPT STATUS: Major Medical Extension
FULL NAME: Stephen Paul Marino, Jr.
HEIGHT: 6-0
WEIGHT: 200
BIRTHDATE: March 10, 1980
BIRTHPLACE: Altus, Oklahoma
RESIDENCE: Tequesta, Florida
FAMILY: Single

EDUCATION: University of Virginia (2002, Sociology)
SPECIAL INTERESTS: Music, fishing
TURNED PROFESSIONAL: 2002
JOINED TOUR: 2007
Web.com Tour Graduate (2015)

BEST PGA TOUR CAREER FINISHES:

2—2008 Mayakoba Golf Classic at Riviera Maya-Cancun, 2011 Arnold Palmer Invitational presented by MasterCard, 2016 Puerto Rico Open at Coco Beach, T2—2009 Crowne Plaza Invitational at Colonial, 2011 Sony Open in Hawaii.

2017-17 SEASON:

Continued to be plagued with injuries, with his season limited to just 15 starts and a T28 at the OHL Classic at Mayakoba representing the best of his five made cuts. Will play the 2017-18 season on a Major Medical Extension, with 10 events available to earn 320 points (coupled with 45 points earned in 2017) to equal No. 125 J.J. Henry's 365 point haul. Should he do so, will retain eligibility through the end of the season.

PERSONAL:

Started golf at age 3 by swinging a cut-down 3-iron in his backyard…Father was in the U.S. Air Force so family moved around when he was young. Locations included Oklahoma, Alaska, Ohio and Alabama.

PLAYER STATISTICS

MISCELLANEOUS PGA TOUR STATISTICS

Career PGA TOUR Low Round/Round: 62–2009 Crowne Plaza Invitational at Colonial/3
Largest Career PGA TOUR Paycheck/Finish: $648,000–2011 Arnold Palmer Invitational presented by MasterCard/2
Career High FedExCup Rank: After 2011 Sony Open in Hawaii/5
Career High Official World Rank: After 2011 Shell Houston Open/54

PGA TOUR CAREER SUMMARY — PLAYOFF RECORD: 0-2

Year	Events Played	Cuts Made	1st	2nd	3rd	Top 10	Top 25	FedExCup Pts/ Rank	Earnings/ Rank
2003	1								
2005	1	1							$14,542/
2007	31	21				4	10	91,002/70	1,179,165/80
2008	32	27		1	2	6	13	102,024/36	2,094,267/34
2009	29	22		1		5	13	698/15	2,161,539/35
2010	24	17				3	10	778/72	1,479,239/61
2011	23	15		2		3	8	1,262/49	1,975,076/39
2012	6	2					1	54/215	85,040/212
2013	12	5					1	91/201	148,874/192
2014	13	7					1	224/169	294,565/170
2015	1								
2016	24	13		1		2	3	429/130	768,200/120
2017	15	5						45/214	98,573/214
Total	212	135		5	2	23	60		10,299,081

WEB.COM TOUR

Year	Events Played	Cuts Made	1st	2nd	3rd	Top 10	Top 25	Earnings/Rank
2003	1							
2005	3	1						$1,613/317
2006	20	16				5	10	134,038/42
2013	4	2						6,400/229
2014	5	2					1	8,565/208
2015	22	16		2		4	9	180,995/19
TOTAL	55	37		2		9	20	419,454

*** Majors and World Golf Championships are considered official on multiple tours***

PGA TOUR TOP TOURNAMENT SUMMARY

Year	05	06	07	08	09	10	11	12	13	14	15
Masters						T14	T42				
U.S. Open			CUT	CUT		T63		CUT			CUT
The Open Championship					T38	T55	CUT				
PGA Championship				T60	CUT	CUT	CUT				
THE PLAYERS			CUT	CUT	T79	T32	T19				
Mexico Championship						T65					
HSBC Champions					T57						
THE NORTHERN TRUST			T69	CUT	T15	CUT	71				
Dell Technologies Championship			CUT	T10	T27	T41	T16				
BMW Championship			T49	T22	T18		T59				
TOUR Championship					T7						

Ben Martin

EXEMPT STATUS: 123rd in 2016-17 FedExCup points
FULL NAME: Benjamin Walter Martin
HEIGHT: 5-11
WEIGHT: 175
BIRTHDATE: August 26, 1987
BIRTHPLACE: Greenwood, South Carolina
RESIDENCE: Kiawah Island, South Carolina
FAMILY: Wife, Kelly
EDUCATION: Clemson University (2009, Financial Management)
SPECIAL INTERESTS: Clemson athletics, Xbox
TURNED PROFESSIONAL: 2010
JOINED TOUR: 2011
Web.com Tour Graduate (2013)

PGA TOUR VICTORIES (1):

2015 Shriners Hospitals for Children Open.

WEB.COM TOUR VICTORIES (2):

2013 United Leasing Championship, Mylan Classic.

2016-17 SEASON:

Advanced to the FedExCup Playoffs for the fourth consecutive season on the strength of five top-25 finishes, two of which were top-10 showings…A missed cut at THE NORTHERN TRUST, the first of four FedExCup Playoffs events, resulted in an end to his season at No. 123…Three weeks after finishing T5 at the Quicken Loans National, posted a 7-under 64 in round three of the Barbasol Championship to help propel him to a T6 finish with three others at 18-under 266. Reeled off five straight birdies on Nos. 13-17 in round three to post the 64…Closed the Quicken Loans National with a 5-under 65, moving to T5 at 4-under 276, three strokes shy of the Kyle Stanley-Charles Howell III playoff. First top-10 of the season came in his 20th start. Marked his first venture into the top 10 since the 2016 John Deere Classic (2nd).

PERSONAL:

Favorite professional team is the Atlanta Braves. Favorite entertainer is Dave Chappelle. Favorite food is steak… Superstitions include only marking his ball with quarters dated before 1987…Both of his parents attended Clemson, but his dad graduated from Alabama.

PLAYER STATISTICS

MISCELLANEOUS PGA TOUR STATISTICS

Career PGA TOUR Low Round/Round: 62–3 times, most recent 2016 John Deere Classic/3
Largest Career PGA TOUR Paycheck/Finish: $1,116,000–2015 Shriners Hospitals for Children Open/1
Career High FedExCup Rank: After 2015 Shriners Hospitals for Children Open/1
Career High Official World Rank: After 2015 Crowne Plaza Invitational at Colonial/48

PGA TOUR CAREER SUMMARY — PLAYOFF RECORD: 0-0

Year	Events Played	Cuts Made	1st	2nd	3rd	Top 10	Top 25	FedExCup Pts/ Rank	Earnings/ Rank
2009A	1								
2010A	2								
2011	25	12				1	3	242/153	$340,080/164
2014	26	13			3	3	7	899/76	1,482,836/70
2015	27	20	1			5	9	1,417/35	2,717,305/30
2016	28	18		1		2	6	901/70	1,205,730/89
2017	27	16				2	5	378/123	850,319/117
Total	136	79	1	1	3	13	30		6,596,270

WEB.COM TOUR

Year	Events Played	Cuts Made	1st	2nd	3rd	Top 10	Top 25	Earnings/Rank
2010	1							
2011	2							
2012	24	10			1	2	7	$112,570/54
2013	22	19	2		2	8	13	399,769/2
Total	49	29	2		3	10	20	620,902

*** Majors and World Golf Championships are considered official on multiple tours***

PGA TOUR TOP TOURNAMENT SUMMARY

Year	09	10	11	12	13	14	15	16	17
Masters		CUT					CUT		
U.S. Open	CUT	CUT					T64		
The Open Championship						T26	T74		
PGA Championship						CUT	CUT		
THE PLAYERS							T4	CUT	T30
Dell Technologies Match Play							T17		
Bridgestone Invitational							T57		
THE NORTHERN TRUST						T46	68	T31	CUT
Dell Technologies Championship						CUT	T25	CUT	
BMW Championship							T68	T66	

Hideki Matsuyama (Mah-tsu-YAH-mah)

EXEMPT STATUS: World Golf Championships winner (through 2021-22)
FULL NAME: Hideki Matsuyama
HEIGHT: 5-11
WEIGHT: 198
BIRTHDATE: February 25, 1992
BIRTHPLACE: Ehime, Japan
RESIDENCE: Sendai, Japan
FAMILY: Married; Daughter (born summer 2017)
EDUCATION: Tohoku Fukushi University
SPECIAL INTERESTS: All sports, photography
TURNED PROFESSIONAL: 2013
JOINED TOUR: 2013

PGA TOUR VICTORIES (5):

2014 the Memorial Tournament presented by Nationwide Insurance. **2016** Waste Management Phoenix Open. **2017** World Golf Championships-HSBC Champions, Waste Management Phoenix Open, World Golf Championships-Bridgestone Invitational.

INTERNATIONAL VICTORIES (8):

2011 Mitsui Sumitomo Visa Taiheiyo [Jpn]. **2013** Tsuruya Open [Jpn], Diamond Cup Golf [Jpn]. Fujisankei Classic [Jpn], Casio World Open [Jpn]. **2014** Dunlop Phoenix [Jpn], **2016** Japan Open Golf Championship [Jpn], Taiheiyo Masters [Jpn]

OTHER VICTORIES (1):

2016 Hero World Challenge.

2016-17 SEASON:

Advanced to the FedExCup Playoffs for the fourth consecutive time in his career and headed into the Playoffs in the No. 1 position. Poor form in the four Playoffs events dropped him to No. 8 when the season concluded. Made 20 cuts in 22 starts for the season in which he claimed three victories and three runner-up finishes among his seven top-10 results. First win of the season came at WGC-HSBC Champions, claiming victory by a seven-stroke margin and becoming the first Asian player to win a World Golf Championships event. Defended his Waste Management Phoenix Open title in a playoff over Webb Simpson. Third win came with a final-round 61 at Firestone CC for a five-stroke victory over Zach Johnson at the WGC-Bridgestone Invitational…Represented the International Team in his third consecutive Presidents Cup, with a 1-2-1 record at Liberty National. Highlight was shooting an estimated 9-under to defeat Justin Thomas 3 and 1 in Sunday Singles match. Paired with rookie Adam Hadwin to halve with Jordan Spieth/Patrick Reed in day two Four-ball match…Entered the week with the lead in the FedExCup, but missed the cut at THE NORTHERN TRUST to drop to No. 4 in the standings headed to TPC Boston…Finished T5 (three strokes behind Justin Thomas) at the PGA Championship for his seventh top-10 finish in 21 major championship starts. Marked fifth consecutive finish inside the top 15 in his last five major starts. Maintained his lead atop the FedExCup standings, holding a 180-point lead over Justin Thomas with just one event left before the FedExCup Playoffs began. Marked the 12th week he had held the lead during the season. Was seeking to become the first player from Japan to win a major championship. He (T2 at the 2017 U.S. Open) and Isao Aoki (2nd at the 1980 U.S. Open) currently have the best finish by a player from Japan. In addition, came close to becoming the 12th player since 1934 to win a major championship the week after winning a PGA TOUR event, having won the week prior at the World Golf Championships-Bridgestone Invitational. Making his fifth PGA Championship start, owns two straight top-five finishes…In his 100th start on the PGA TOUR, posted 9-under 61 in the final round at Firestone CC to finish 16-under 264 and secure his fifth TOUR title, and third of the season. Final round included an eagle at the par-5 second hole, along with seven birdies, including three straight to close the round and win the World Golf Championships-Bridgestone Invitational by five strokes over Zach Johnson. At 25 he earned the 25th win by a player in his 20s on TOUR in the season. Regained the No. 1 position in the FedExCup standings which he had held for a total of 10 weeks earlier in the season. Final-round 61 marked his career-low round on TOUR, bettering previous-best 63 by two strokes (63/R3/2015 Waste Management Phoenix Open, 63/R2/2015 BMW Championship). Was also the lowest final-round score, by three strokes, in any World Golf Championships event and matched the 18-hole record at the Bridgestone Invitational (Tiger Woods/R2/2000, Tiger Woods/R2/2013, Sergio Garcia/R2/2014). Became one of 12 players with multiple victories in World Golf Championships and joined Tiger Woods and Dustin Johnson with more than one WGC win in the same season. Also became first player from Japan to win the Bridgestone Invitational and the seventh international winner of the Akron event. Extended his record as the Japanese player with the most PGA TOUR wins…Closed with a 6-under 66 to finish T2 for his best finish in his fifth appearance at the U.S. Open at Erin Hills. Also shot 65 in the second round, one of a record five players (Paul Casey, Chez Reavie, Patrick Reed, Justin Thomas) to post 65 or better during the week. Performance moved him to No. 2 in the Official World Golf Ranking, the highest position for a player from Japan. Started his title defense at the Waste Management Phoenix Open with a bogey-free 6-under 65 in round one and stayed close to the lead with back-to-back rounds of 68 to enter Sunday in a tie for third. Closed the gap with an eagle at the third hole and birdies at the fifth and 13th holes, then took the solo lead with a birdie at the 15th before narrowly missing a 25-foot putt for the win in regulation at the 72nd hole. Went into a playoff with Webb Simpson at 17-under 267, where each recorded pars on the first three extra holes, before Matsuyama drained a putt from 10'6" to record his second consecutive victory at the event and his fourth career PGA TOUR title. In doing so, became the first Japanese player to earn four victories on the PGA TOUR, breaking out of a tie with Shigeki Maruyama. Regained the FedExCup points lead with the win…Recorded a final-round, 3-under 70 to finish solo-second at the SBS Tournament of Champions, three strokes behind Justin Thomas. Marked his sixth top-two finish in his last six starts worldwide, with both runner-up efforts coming at the hands of Thomas. Marked the third runner-up finish of his PGA TOUR career (2015 Waste Management Phoenix Open, 2016 CIMB Classic, 2017 SBS Tournament of Champions). His 70 on Sunday snapped a streak of 13 consecutive rounds in the 60s on TOUR dating to his second-round 71 at the TOUR Championship…Second- and third-round leader posted a final-round 1-over 73 to win the Hero World Challenge by two strokes over Henrik Stenson. Entered the final round with a seven-stroke cushion over Stenson and Dustin Johnson, tying Jordan Spieth (2014) for the largest 54-hole lead in tournament history. The victory came in his third start at the Hero World Challenge (13th-2014, T17-2015, Won-2016) and was his fourth victory in his last five worldwide starts (non-team events)…Finished T6 at the ISPS HANDA World Cup with teammate Ryo Ishikawa on the Japan team at Kingston Heath Golf Club in Australia in late-November…Began the final round of the World Golf Championships-HSBC Champions with a three-shot lead over Russell Knox and birdied six holes against zero bogeys to defeat Henrik Stenson and Daniel Berger by seven shots, the largest margin of victory in HSBC Champions history. Recorded 29 birdies over the week and played his last 45 holes bogey free. Marked his third victory on the PGA TOUR at the age of 24 years, 8 months, 5 days. Became the first Japanese golfer and first player from Asia to win a World Golf Championships event. Earned 550 FedExCup points to take the lead in the standings for the first time in his career…Posted a bogey-free, 6-under 66

PGA TOUR CAREER SUMMARY — PLAYOFF RECORD: 3-0

Year	Events Played	Cuts Made	1st	2nd	3rd	Top 10	Top 25	FedExCup Pts/ Rank	Earnings/ Rank
2011A	2	1							
2012A	2	1							
2013A	1								
2013	6	6				2	6		$690,473/
2014	24	20	1		1	4	12	475/28	2,835,077/27
2015	25	23		1	2	9	19	558/16	3,758,619/15
2016	23	17	1		1	8	14	728/13	4,193,954/9
2017	22	20	3	3		7	12	1,093/8	8,380,570/4
Total	105	88	5	4	4	30	63		19,861,093

*** Majors and World Golf Championships are considered official on multiple tours***

PGA TOUR TOP TOURNAMENT SUMMARY

Year	11	12	13	14	15	16	17
Masters	T27	T54		CUT	5	T7	T11
U.S. Open			T10	T35	T18	CUT	T2
The Open Championship			T6	T39	T18	CUT	T14
PGA Championship			T19	T35	T37	T4	T5
THE PLAYERS				T23	T17	T7	T22
Dell Technologies Match Play				T17	T9	T18	T51
Bridgestone Invitational			T21	T12	T37	T42	**1**
Mexico Championship				T34	T23	T35	T25
HSBC Champions				WD	T41	WD	**1**
THE NORTHERN TRUST				T30	T13	CUT	CUT
Dell Technologies Championship				T57	T25	T15	T23
BMW Championship				T20	T7	T24	T47
TOUR Championship				22	T12	5	T26

NATIONAL TEAMS: Eisenhower Trophy (2), 2008, 2012; Presidents Cup (3), 2013, 2015, 2017; World Cup (1), 2016.

in the final round of the CIMB Classic to finish solo-second to champion Justin Thomas at 20-under 268. Birdied his last two holes Sunday to claim the runner-up finish in his first start of the season. Began the final round at TPC Kuala Lumpur trailing 54-hole leader Anirban Lahiri by five strokes, before finishing three strokes behind Thomas. With the runner-up, moved into the top 10 in the Official World Golf Ranking for the first time in his career…At 5-under 275, including a final-round 1-under 69, won the Japan Open Golf Championship in mid-October by three strokes over Yuta Ikeda and Lee Kyoung-hoon. Carried a one-stroke lead into the final round over Ikeda and Lee following a third-round 65. It marked his first major title on the Japan Golf Tour.

PERSONAL:

Learned golf from his father, a former club champion… Was a student at Tohoku Fukushi University in Sendai, Japan when the city was devastated by an earthquake and tsunami in March 2011, but was in Australia training at the time. Returned to find his dorm room destroyed and struggled to find food. A few weeks later, made his debut at the Masters having won the Asian Amateur…Wore buttons at THE PLAYERS Championship in 2016 to show support for Japan after the Kumamoto earthquakes in April 2016.

PLAYER STATISTICS

MISCELLANEOUS PGA TOUR STATISTICS

Career PGA TOUR Low Round/Round: 61–2017 World Golf Championships-Bridgestone Invitational/4

Largest Career PGA TOUR Paycheck/Finish: $1,660,000–2017 World Golf Championships–Bridgestone Invitational/1

Career High FedExCup Rank: After 2017 World Golf Championships–HSBC Champions/1

Career High Official World Rank: After 2017 Wyndham Championship/2



Denny McCarthy

EXEMPT STATUS: 25th on 2017 Web.com Tour priority list
FULL NAME: Denny Francis McCarthy
HEIGHT: 5-9
WEIGHT: 165
BIRTHDATE: March 4, 1993
BIRTHPLACE: Takoma Park, Maryland
RESIDENCE: Jupiter, Florida
FAMILY: Single
EDUCATION: University of Virginia (2015, Anthropology)
JOINED TOUR: 2018
Web.com Tour Graduate (2017)

BEST PGA TOUR CAREER FINISH:

T42—2015 U.S. Open.

2016-17 SEASON:

Finished the Web.com Tour season with 23 starts, four top-10s and 18 cuts made. Was 25th in the final priority-ranking order. Secured his PGA TOUR card for the 2017-18 season with a 12th-place finish on the 2017 Web.com Tour Finals money list (excluding the 25)…Recorded his fourth top-10 of the season with a T9 finish at the Albertsons Boise Open presented by Kraft Nabisco to secure his PGA TOUR card for the first time…Played his way into a four-way tie for the 54-hole lead at the WinCo Foods Portland Open presented by Kraft Heinz with a 7-under 64 despite a bogey at the last. Played a 10-hole stretch of the third round in 9-under par…Recorded a season-best T5 finish at the Utah Championship, where he finished two shots out of a play-off…Next top-10 came in Mexico, where he carded 71-72 on the weekend for a T8…Arrived in Panama after posting a T12 at the Club Colombia Championship by Servientrega.

PERSONAL:

Attended Georgetown Prep outside Washington, D.C…Brother played golf at Loyola (Md.) and uncle, Mike McCarthy, played golf at James Madison…Sister, Christina, played lacrosse at James Madison…Played guard for his high school basketball team all four years…Once met Cal Ripken, Jr., at his last home game. Denny's sister was getting crushed by fans, and Cal pulled her down onto the field. They were all able to sit in the dugout and talk to him…Enjoys anything outdoors, the beach and ping-pong.

PLAYER STATISTICS

MISCELLANEOUS PGA TOUR STATISTICS
Career PGA TOUR Low Round/Round: 71–2015 U.S. Open/3
Career High Official World Rank: After 2017 Presidents Cup/505

PGA TOUR CAREER SUMMARY — PLAYOFF RECORD: 0-0

Year	Events Played	Cuts Made	1st	2nd	3rd	Top 10	Top 25	FedExCup Pts/ Rank	Earnings/ Rank
2015A	1	1							
2016	2								
Total	3	1							

WEB.COM TOUR

Year	Events Played	Cuts Made	1st	2nd	3rd	Top 10	Top 25	Earnings/Rank
2016	21	15				3	7	$114,357/45
2017	23	18				4	11	109,856/43
Total	44	33				7	18	289,848

*** Majors and World Golf Championships are considered official on multiple tours***

PGA TOUR TOP TOURNAMENT SUMMARY

Year	15	16
U.S. Open	T42	CUT

NATIONAL TEAMS: Walker Cup (1), 2015; Eisenhower Trophy (1), 2014.



Graeme McDowell (GREY-am)

EXEMPT STATUS: 2015-16 tournament winner (through 2017-18)
FULL NAME: Graeme McDowell
HEIGHT: 5-10
WEIGHT: 160
BIRTHDATE: July 30, 1979
BIRTHPLACE: Portrush, Northern Ireland
RESIDENCE: Orlando, Florida; Portrush, Northern Ireland
FAMILY: Wife, Kristin; Vale Esme (8/25/14), Wills Edson (8/29/16)
EDUCATION: University of Alabama-Birmingham (2002, Economics, Engineering)
SPECIAL INTERESTS: Spending time with family, watching football and soccer, restaurateur, movies
TURNED PROFESSIONAL: 2002
JOINED TOUR: 2006

PGA TOUR VICTORIES (3):

2010 U.S. Open. **2013** RBC Heritage. **2015** OHL Classic at Mayakoba.

INTERNATIONAL VICTORIES (8):

2002 Volvo Scandinavian Masters [Eur]. **2004** Telecom Italia Open [Eur]. **2008** Ballantine's Championship [Eur], Barclays Scottish Open [Eur]. **2010** Celtic Manor Wales Open [Eur], Andalucia Valderrama Masters [Eur]. **2013** Volvo World Match Play Championship [Eur], Alstom Open de France [Eur].

OTHER VICTORIES (2):

2010 Chevron World Challenge. **2012** World Challenge.

2016-17 SEASON:

Claimed four top-25 finishes in 17 starts, highlighted by a pair of T14 finishes at The Honda Classic and Valspar Championship. Unable to advance to the FedExCup Playoffs, ended his season after the Wyndham Championship at No. 136 in the FedExCup standings…Finished T9 at the ISPS HANDA World Cup with teammate Shane Lowry on the Ireland team at Kingston Heath Golf Club in Australia in late-November.

PERSONAL:

Picked up the sport at age 7 with his brothers at the urging of his dad…Says standing on the 18th green at Pebble Beach after winning the U.S. Open is his biggest thrill in golf…Played numerous sports as a youngster, but, as he says, "golf always won."…Earned an honorary doctorate degree from the University of Ulster…In early 2013, opened Nona Blue Modern Tavern outside Lake Nona in Orlando, Fla., an upscale restaurant and sports bar. The 5,600 square-foot facility offers menu items that range from seafood and steaks to shepherd's pie. Says a must-try item is G-Mac and Cheese. Second restaurant, also called Nona Blue, opened on September 14, 2016 in Ponte Vedra Beach, Fla., just outside the gates of PGA TOUR headquarters.

PLAYER STATISTICS

MISCELLANEOUS PGA TOUR STATISTICS

Career PGA TOUR Low Round/Round: 62–2011 Hyundai Tournament of Champions/4
Largest Career PGA TOUR Paycheck/Finish: $1,350,000–2010 U.S. Open/1
Career High FedExCup Rank: After 2011 Hyundai Tournament of Champions/3
Career High Official World Rank: After 2011 Arnold Palmer Invitational presented by MasterCard/4

PGA TOUR CAREER SUMMARY — PLAYOFF RECORD: 2-0

Year	Events Played	Cuts Made	1st	2nd	3rd	Top 10	Top 25	FedExCup Pts/ Rank	Earnings/ Rank
2001	1								
2002	3	3							$31,910/
2003	3	1							9,620/
2004	3	1							
2005	14	10		1		3	5		814,359/
2006	15	8					3		357,902/169
2007	3	2							52,768/
2008	4	4					2		182,545/
2009	11	11				2	4		645,516/
2010	10	7	1			2	4	91/200	1,589,337/50
2011	16	10			1	3	4	765/73	1,088,898/86
2012	16	13		2		4	8	1,222/42	2,408,279/31
2013	16	11	1		1	4	5	1,116/55	2,174,595/28
2014	17	16			1	8	10	1,256/56	2,076,803/41
2015	15	8			1	1	2	320/160	686,438/134
2016	21	11	1		1	5	6	1,250/48	2,596,170/33
2017	17	11					4	331/136	639,770/144
Total	185	127	3	3	5	32	57		15,355,494

*** Majors and World Golf Championships are considered official on multiple tours***

PGA TOUR TOP TOURNAMENT SUMMARY

Year	02	03	04	05	06	07	08	09	10	11	12	13	14
Masters				CUT				T17	CUT	CUT	T12	CUT	CUT
U.S. Open				T80	T48	T30		T18	**1**	T14	T2	CUT	T28
The Open Championship			CUT	T11	T61	CUT	T19	T34	T23	CUT	T5	T58	T9
PGA Championship			CUT	CUT	T37		T15	T10	CUT	CUT	T11	T12	T46
THE PLAYERS				T40				78	T26	T33	CUT	CUT	T62
Dell Technologies Match Play				T17	T33			T33	T33	T9	T33	T5	T5
Bridgestone Invitational	T52			WD			T56	T45	T22	65	T24	T40	T8
Mexico Championship			T43	T6			T48	T66	T6	T42	T13	T3	T9
HSBC Champions									T34	3	T42		3
THE NORTHERN TRUST										T43	CUT	CUT	T38
Dell Technologies Championship										T37	T74	T47	
BMW Championship											T34	T57	T36

Year	15	16	17
Masters	T52	CUT	
U.S. Open	CUT	T18	CUT
The Open Championship	T49	T63	
PGA Championship	CUT	CUT	CUT
THE PLAYERS	T56	T9	T69
Dell Technologies Match Play	T52	T38	
Bridgestone Invitational	T17		
Mexico Championship	T56	T28	
HSBC Champions	T3		
THE NORTHERN TRUST		CUT	
Dell Technologies Championship		CUT	
BMW Championship		T42	

NATIONAL TEAMS: Ryder Cup (4), 2008, 2010, 2012, 2014; World Cup (5), 2008, 2009, 2011, 2013, 2016; Seve Trophy (2), 2005, 2009; Royal Trophy (1), 2006; Walker Cup (1), 2001; Eurasia Cup (1), 2014.



William McGirt

EXEMPT STATUS: Winner, 2016 Memorial Tournament (through 2018-19)
FULL NAME: William Curtis McGirt III
HEIGHT: 5-8
WEIGHT: 200
BIRTHDATE: June 21, 1979
BIRTHPLACE: Lumberton, North Carolina
RESIDENCE: Boiling Springs, South Carolina

FAMILY: Wife, Sarah; Miles Cameron (1/2/13), Caroline James (11/12/15)
EDUCATION: Wofford College (2001, Business Economics)
SPECIAL INTERESTS: Fishing, watching TV
TURNED PROFESSIONAL: 2004
Q SCHOOL: 2010, 2011
JOINED TOUR: 2011
Web.com Tour Graduate (2010)

PGA TOUR VICTORIES (1):

2016 the Memorial Tournament presented by Nationwide.

2016-17 SEASON:

Made the cut in 17 of 28 starts during the 2016-17 season, with a T3 at the RBC Heritage the best of his three top-10 finishes. Wrapped up the season No. 85 in the FedExCup standings, marking the seventh time in as many attempts that he has finished inside the top 100 in the FedExCup…Season ended following a T30 at the Dell Technologies Championship, the second FedExCup Playoffs event…One week after a T22 finish in his inaugural Masters Tournament start, the South Carolina resident posted a T3 finish at the RBC Heritage. Posted four rounds in the 60s on his way to his third top-10 of the season. Has now finished in the top 10 three of the last four years at the RBC Heritage, with T9s in both 2016 and 2014…Advanced out of Group Play at the World Golf Championships-Dell Technologies Match Play before losing to Soren Kjeldsen (5 and 4) in the round of 16 to finish T9…One of 11 players making their first appearance at the SBS Tournament of Champions, finished T9 and eight strokes behind champion Justin Thomas. Week was highlighted by a third-round, 7-under 66, marking his first top-10 since the 2016 PGA Championship. Tied with Tony Finau for best performance by a first-timer.

PERSONAL:

Favorite professional team is the Atlanta Braves and favorite college team is the Wofford Terriers…Got his start in the game because, in his own words, "My aunt had me on the golf course as soon as I could walk."…Lists making two aces in one round as his biggest thrill in golf…Favorite book is Caddy for Life, the story of Tom Watson's caddie, by Bruce Edwards…Only marks his ball with a quarter…Received scholarship offers to play golf and baseball in college. Was all-conference in baseball twice in high school.

PLAYER STATISTICS

MISCELLANEOUS PGA TOUR STATISTICS

Career PGA TOUR Low Round/Round: 62–2 times, most recent 2016 Shriners Hospitals for Children Open/4
Largest Career PGA TOUR Paycheck/Finish: $1,530,000–2016 the Memorial Tournament presented by Nationwide/1
Career High FedExCup Rank: After 2016 Sanderson Farms Championship/8
Career High Official World Rank: After 2016 PGA Championship/38

PGA TOUR CAREER SUMMARY — PLAYOFF RECORD: 1-0

Year	Events Played	Cuts Made	1st	2nd	3rd	Top 10	Top 25	FedExCup Pts/ Rank	Earnings/ Rank
2007	1								
2010	1								
2011	32	19					4	674/83	$532,933/141
2012	30	18		1		3	6	1,125/50	1,228,947/74
2013	24	14		1		2	3	533/100	867,384/97
2014	29	19				4	8	1,182/61	1,275,738/84
2015	30	22				1	7	955/69	1,004,696/102
2016	28	20	1	1		7	13	432/24	3,614,972/17
2017	28	17			1	3	6	621/85	1,225,005/90
Total	203	129	1	3	1	20	47		9,749,676

WEB.COM TOUR

Year	Events Played	Cuts Made	1st	2nd	3rd	Top 10	Top 25	Earnings/Rank
2009	1							
2010	24	17			1	4	8	$173,444/34
2011	1	1						2,991/243
Total	26	18			1	4	8	176,434

*** Majors and World Golf Championships are considered official on multiple tours***

PGA TOUR TOP TOURNAMENT SUMMARY

Year	11	12	13	14	15	16	17
Masters							T22
U.S. Open						CUT	T55
The Open Championship						CUT	CUT
PGA Championship		CUT				T10	CUT
THE PLAYERS			T43	CUT	CUT	T43	T22
Dell Technologies Match Play							T9
Bridgestone Invitational						T7	
Mexico Championship							T28
THE NORTHERN TRUST	T24	T10	CUT	T5	CUT	T41	T54
Dell Technologies Championship	T42	T26	CUT	T69	T12	CUT	T30
BMW Championship		68		65	T49	T20	
TOUR Championship						T17	



Rory McIlroy

EXEMPT STATUS: Winner, 2014 PGA Championship (through 2020-21)
FULL NAME: Rory McIlroy
HEIGHT: 5-10
WEIGHT: 160
BIRTHDATE: May 4, 1989
BIRTHPLACE: Holywood, Northern Ireland
RESIDENCE: Palm Beach Gardens, Florida
FAMILY: Wife, Erica

SPECIAL INTERESTS: Football (Manchester United), rugby, cars, movies, music
TURNED PROFESSIONAL: 2007
JOINED TOUR: 2010

FEDEXCUP CHAMPION (1):

2016

PGA TOUR VICTORIES (13):

2010 Wells Fargo Championship. **2011** U.S. Open. **2012** The Honda Classic, PGA Championship, Deutsche Bank Championship, BMW Championship. **2014** The Open Championship, World Golf Championships-Bridgestone Invitational, PGA Championship. **2015** World Golf Championships-Cadillac Match Play, Wells Fargo Championship. **2016** Deutsche Bank Championship, TOUR Championship.

INTERNATIONAL VICTORIES (9):

2009 Dubai Desert Classic [Eur]. **2011** Shanghai Masters, UBS Hong Kong Open [Eur]. **2012** DP World Tour Championship [Eur]. **2013** Emirates Australian Open [Aus]. **2014** BMW PGA Championship [Eur]. **2015** Omega Dubai Desert Classic [Eur] DP World Tour Championship [Eur]. **2016** Dubai Duty Free Irish Open Hosted by the Rory Foundation [Eur].

2016-17 SEASON:

One year after winning the FedExCup, finished No. 58 in the season-long race, with 12 made cuts in 14 starts. Finished a season-best T4 three times (out of six top-10 finishes), including The Open Championship at Royal Birkdale…Wrapped up the season with a T58 finish at the BMW Championship, becoming the eighth FedExCup champion (out of the first 10) to fail to advance to the season-ending TOUR Championship…Recorded three early birdies to sit one stroke off the lead at 9-under through six holes of the final round at the WGC-Bridgestone Invitational before back-to-back bogeys at the 14th and 15th holes derailed his chance to win. Finished T5 at 7-under 273, his sixth top-10 in 10 starts on the PGA TOUR season. Hit 52 of 56 tee shots in excess of 300 yards at Firestone CC (excluding par-3s) to lead the driving distance statistical category…Seeking his fifth major championship, began The Open Championship 5-over through his first six holes but battled back to a 1-over 71. Closed with rounds of 68-69-67 to finish T4 (seven strokes behind Jordan Spieth). In nine Open Championship starts, now owns four top-10 finishes (Won-2014, T3-2010, T5-2016, T4-2017)…In his ninth start at the Masters, posted scores of 72-73-71-69—285 (-3) to finish T7 with Kevin Chappell. The finish marked his fourth straight top-10 finish at Augusta. Is the only player to finish inside the top 10 in each of the last four Masters, dating to 2014…After beginning the final round of the Arnold Palmer Invitational five strokes off the lead, recorded seven birdies en route to a final-round charge that saw him move into a tie for the lead at one point. A bogey on the 18th hole, a product of his first three-putt of the week, led to a 3-under 69 for a T4 finish. Had he won, would have tied Tiger Woods (2009) for the second-largest come-from-behind victory at Bay Hill, trailing only Tom Kite (1982) and Gary Koch's (1984) six-stroke comeback victories. With the finish, moved to No. 2 in the Official World Golf Ranking…Returned to competition at the World Golf Championships-Mexico Championship where he climbed into the solo lead with rounds of 68-65 before weekend scores of 70-71 led to a T7 finish…Lost in a playoff to Graeme Storm at the BMW South African Open in mid-January. Entered the final round trailing Storm by three strokes, but moved into the lead when his playing partner suffered a three-putt bogey on the 14th hole. A bogey of his own on the 17th hole deadlocked the two players, with Storm eventually parring the third extra hole for the victory. Played through pain in Johannesburg, having his back taped up and taking anti-inflammatory medicines. Withdrew from the following week's Abu Dhabi Championship following a scan that showed a stress fracture in one of his ribs…Finished ninth at the European Tour's season-ending DP World Tour Championship in Dubai, finishing fifth in the final Race to Dubai standings…Finished in the top five in his first start of the 2016-17 PGA TOUR Season, firing a 66 in the final round of the World Golf Championships-HSBC Champions to tie for fourth. The start marked his first PGA TOUR event using TaylorMade woods, as he previously used Nike woods.

PERSONAL:

Left school at age 16 to concentrate on amateur golf. His parents took on extra jobs and shifts to help support his golf development…The Rory Foundation (roryfoundation.com) works to have a positive impact on children and their families who are suffering from ill health or are unfairly disadvantaged or vulnerable to life's circumstances. The Rory Foundation became the official tournament host of the Irish Open on the European Tour in 2015.

PLAYER STATISTICS

MISCELLANEOUS PGA TOUR STATISTICS

Career PGA TOUR Low Round/Round: 61–2015 Wells Fargo Championship/3
Largest Career PGA TOUR Paycheck/Finish: $1,800,000–2014 PGA Championship/1
Career High FedExCup Rank: After 2016 TOUR Championship/1
Career High Official World Rank: After 2012 The Honda Classic/1

PGA TOUR CAREER SUMMARY — PLAYOFF RECORD: 1-2

Year	Events Played	Cuts Made	1st	2nd	3rd	Top 10	Top 25	FedExCup Pts/ Rank	Earnings/ Rank
2007A	1	1							
2009	11	10			1	3	7		$849,719/
2010	16	12	1		2	5	6	1,489/36	2,554,280/26
2011	10	9	1			4	7		1,905,609/
2012	16	13	4	2	1	10	11	2,827/2	8,047,952/1
2013	16	14		1		5	7	1,190/50	1,802,443/41
2014	17	17	3	2		12	17	3,050/3	8,280,096/1
2015	12	11	2			7	10	602/15	4,863,312/7
2016	18	15	2		1	8	11	3,120/1	5,790,585/4
2017	14	12				6	8	901/58	2,430,182/39
Total	131	114	13	5	5	60	84		36,524,177

*** Majors and World Golf Championships are considered official on multiple tours***

PGA TOUR TOP TOURNAMENT SUMMARY

Year	07	08	09	10	11	12	13	14	15	16	17
Masters			T20	CUT	T15	T40	T25	T8	4	T10	T7
U.S. Open			T10	CUT	**1**	CUT	T41	T23	T9	CUT	CUT
The Open Championship	T42		T47	T3	T25	T60	CUT	**1**		T5	T4
PGA Championship			T3	T3	T64	**1**	T8	**1**	17	CUT	T22
THE PLAYERS			CUT	CUT		CUT	T8	T6	T8	T12	T35
Dell Technologies Match Play			T5	T17	T17	2	T33	T17	**1**	4	T30
Bridgestone Invitational			T68	T9	T6	T5	T27	**1**			T5
Mexico Championship			T20	T65	T10	3	T8	T25	T9	T3	T7
HSBC Champions			4	5	T4			T6		T11	T4
THE NORTHERN TRUST				T56		T24	T19	T22		T31	T34
Dell Technologies Championship				T37		**1**	T47	T5	T29	**1**	CUT
BMW Championship				T37		**1**	T59	T8	T4	T42	T58
TOUR Championship						T10		T2	T16	**1**	

NATIONAL TEAMS: Ryder Cup (4), 2010, 2012, 2014, 2016; World Cup (2), 2009, 2011; Seve Trophy (1), 2009; Walker Cup (1), 2007.

John Merrick

EXEMPT STATUS: Past Champion
FULL NAME: John Sampson Merrick
HEIGHT: 6-1
WEIGHT: 170
BIRTHDATE: March 20, 1982
BIRTHPLACE: Long Beach, California
RESIDENCE: Long Beach, California

FAMILY: Wife, Jody; Chase Sampson (7/11/11), Gemma Marie (1/3/13)
EDUCATION: UCLA (2004, Sociology)
SPECIAL INTERESTS: Movies, watching sports, Los Angeles Lakers
TURNED PROFESSIONAL: 2004
Q SCHOOL: 2006, 2007
JOINED TOUR: 2007
Web.com Tour Graduate (2006)

PGA TOUR VICTORIES (1):

2013 Northern Trust Open.

WEB.COM TOUR VICTORIES (1):

2006 Peek'n Peak Classic.

2016-17 SEASON:

Split his time between the PGA TOUR and Web.com Tour. On the Web.com Tour, made seven of 11 cuts and four cuts in nine starts on the PGA TOUR, highlighted by a T18 at the Barbasol Championship. Failed to advance to the FedExCup Playoffs for the fourth straight season and will play out of the Past Champion category in 2017-18.

PERSONAL:

Married to the former Jody Schmidt, who was a member of UCLA's 2003 national championship water polo team.

PLAYER STATISTICS

MISCELLANEOUS PGA TOUR STATISTICS
Career PGA TOUR Low Round/Round: 62–2013 RBC Canadian Open/2
Largest Career PGA TOUR Paycheck/Finish: $1,188,000–2013 Northern Trust Open/1
Career High FedExCup Rank: After 2013 Northern Trust Open/4
Career High Official World Rank: After 2014 PGA Grand Slam of Golf/73

PGA TOUR CAREER SUMMARY — PLAYOFF RECORD: 1-0

Year	Events Played	Cuts Made	1st	2nd	3rd	Top 10	Top 25	FedExCup Pts/ Rank	Earnings/ Rank
2005	1								
2007	29	16				1	8	86,200/129	$649,438/135
2008	28	22			1	4	7	101,627/40	1,312,005/83
2009	28	17		1		4	5	762/75	1,438,892/58
2010	31	23			1	1	4	459/110	658,815/140
2011	21	15				1	5	535/100	704,789/119
2012	26	16		1		2	4	814/72	1,084,628/93
2013	23	16	1			2	6	1,331/39	1,969,478/34
2014	25	20					2	399/133	516,148/144
2015	27	11					3	311/162	391,513/168
2016	12	6					2	114/198	162,969/196
2017	9	4					1	40/216	74,648/217
Total	260	166	1	2	2	15	47		8,963,323

WEB.COM TOUR

Year	Events Played	Cuts Made	1st	2nd	3rd	Top 10	Top 25	Earnings/Rank
2004	4	2					1	$12,090/178
2005	6	4						7,444/197
2006	29	20	1			4	11	208,506/21
2007	1	1					1	14,400/193
2011	3	2						3,761/226
2015	4	2					1	17,694/176
2016	16	8				1	3	51,167/87
2017	11	7						16,196/150
Total	74	46	1			5	17	333,849

*** Majors and World Golf Championships are considered official on multiple tours***

PGA TOUR TOP TOURNAMENT SUMMARY

Year	05	06	07	08	09	10	11	12	13	14
Masters					T6	CUT			CUT	
U.S. Open	CUT			T6	CUT					
PGA Championship				T52	T10	CUT			T47	
THE PLAYERS				T27	T66	T47		CUT	CUT	T75
Bridgestone Invitational									T19	
Mexico Championship									T60	
HSBC Champions										T55
THE NORTHERN TRUST			CUT	T38	CUT	T68	T43	CUT	T50	
Dell Technologies Championship				T33	CUT		CUT	T20	T53	
BMW Championship				T60					T18	

NATIONAL TEAMS: World Cup (1), 2009.



Troy Merritt

EXEMPT STATUS: 27th on 2017 Web.com Tour priority list
FULL NAME: Troy Brian Merritt
HEIGHT: 6-0
WEIGHT: 160
BIRTHDATE: October 25, 1985
BIRTHPLACE: Osage, Iowa
RESIDENCE: Meridian, Idaho

FAMILY: Wife, Courtney; Scout Brian (5/24/11), Dodge Timothy (11/12/13)
EDUCATION: Boise State University
SPECIAL INTERESTS: Spending time with family and friends
TURNED PROFESSIONAL: 2008
Q SCHOOL: 2009
JOINED TOUR: 2010
Web.com Tour Graduate (2013, 2017)

PGA TOUR VICTORIES (1):

2015 Quicken Loans National.

WEB.COM TOUR VICTORIES (1):

2009 Mexico Open.

2016-17 SEASON:

Finished the Web.com Tour season with four starts, two top-10s and three cuts made. Was 27th in the final priority-ranking order. Secured his PGA TOUR card for the 2017-18 season with a 13th-place finish on the 2017 Web.com Tour Finals money list (excluding the 25). Made the cut in 12 of 28 starts on the PGA TOUR, with a T8 at the Travelers Championship his lone top-10 finish. Wrapped up the season No. 151 in the FedExCup standings…Followed a tie for ninth at the Boise Open with a tie for sixth at the DAP Championship to secure his PGA TOUR card for the 2017-18 season through the Web.com Tour Finals…The former Boise State Bronco posted back-to-back 68s on the weekend at the Albertsons Boise Open for a tie for ninth…Opened and closed with rounds of 65 and 66, respectively, to finish T8 in the Travelers Championship.

PERSONAL:

Biggest thrill outside golf was the births of his two sons…Helped his high school basketball team reach the state tournament for the first time in school history…Superstitions include tying his shoes in a certain way…Dream foursome includes Mark Merritt and his two sons, Scout and Dodge…Two brothers also competed in college athletics. Older brother, Ben, played Division III football at Wartburg College in Iowa. Younger brother, Tim, was a Division III basketball player at Luther College in Iowa. Father is a member of the Wartburg Hall of Fame after playing both baseball and basketball for the school.

PLAYER STATISTICS

MISCELLANEOUS PGA TOUR STATISTICS

Career PGA TOUR Low Round/Round: 61–2 times, most recent 2015 Quicken Loans National/3
Largest Career PGA TOUR Paycheck/Finish: $1,206,000–2015 Quicken Loans National/1
Career High FedExCup Rank: After 2017 Safeway Open/15
Career High Official World Rank: After 2016 Arnold Palmer Invitational presented by MasterCard/82

PGA TOUR CAREER SUMMARY — PLAYOFF RECORD: 0-0

Year	Events Played	Cuts Made	1st	2nd	3rd	Top 10	Top 25	FedExCup Pts/ Rank	Earnings/ Rank
2010	29	14			1	1	4	331/138	$786,977/125
2011	23	8						131/187	151,475/202
2014	20	10		1		1	3	609/101	882,864/107
2015	29	16	1		1	3	3	1,148/56	2,092,669/41
2016	26	12			1	1	6	482/121	922,707/111
2017	28	12				1	5	265/151	569,682/149
Total	155	72	1	1	3	7	21		5,406,373

WEB.COM TOUR

Year	Events Played	Cuts Made	1st	2nd	3rd	Top 10	Top 25	Earnings/Rank
2008	1							
2009	17	12	1			1	2	$151,821/39
2010	1	1						2,741/245
2011	2	2					2	31,646/119
2012	24	11				1	5	63,063/86
2013	22	15				1	5	68,119/74
2014	1	1						3,402/211
2017	4	3				2	2	59,650/86
Total	72	45	1			5	16	416,572

*** Majors and World Golf Championships are considered official on multiple tours***

PGA TOUR TOP TOURNAMENT SUMMARY

Year	10	11	12	13	14	15	16	17
Masters							T42	
U.S. Open								CUT
PGA Championship						T54	CUT	
THE PLAYERS	68	T61				72	CUT	CUT
Bridgestone Invitational						77		
THE NORTHERN TRUST					T46	T53	CUT	
Dell Technologies Championship						T39		
BMW Championship						T62		



Phil Mickelson

WORLD GOLF HALL OF FAME MEMBER (2012)
EXEMPT STATUS: Winner, 2013 Open Championship (through 2017-18)
FULL NAME: Philip Alfred Mickelson
HEIGHT: 6-3
WEIGHT: 200
BIRTHDATE: June 16, 1970
BIRTHPLACE: San Diego, California
RESIDENCE: Rancho Santa Fe, California

FAMILY: Wife, Amy; Amanda Brynn (6/21/99), Sophia Isabel (10/23/01), Evan Samuel (3/23/03)
EDUCATION: Arizona State University (1992, Psychology)
SPECIAL INTERESTS: All sports, especially football; flying
TURNED PROFESSIONAL: 1992
JOINED TOUR: 1992

PGA TOUR VICTORIES (42):

1991 Northern Telecom Open. **1993** Buick Invitational of California, The International. **1994** Mercedes Championships. **1995** Northern Telecom Open. **1996** Nortel Open, Phoenix Open, GTE Byron Nelson Golf Classic, NEC World Series of Golf. **1997** Bay Hill Invitational, Sprint International. **1998** Mercedes Championships, AT&T Pebble Beach National Pro-Am. **2000** Buick Invitational, BellSouth Classic, MasterCard Colonial, THE TOUR Championship. **2001** Buick Invitational, Canon Greater Hartford Open. **2002** Bob Hope Chrysler Classic, Canon Greater Hartford Open. **2004** Bob Hope Chrysler Classic, Masters Tournament. **2005** FBR Open, AT&T Pebble Beach National Pro-Am, BellSouth Classic, PGA Championship. **2006** BellSouth Classic, Masters Tournament. **2007** AT&T Pebble Beach National Pro-Am, THE PLAYERS Championship, Deutsche Bank Championship. **2008** Northern Trust Open, Crowne Plaza Invitational at Colonial. **2009** Northern Trust Open, World Golf Championships-CA Championship, THE TOUR Championship presented by Coca-Cola. **2010** Masters Tournament. **2011** Shell Houston Open. **2012** AT&T Pebble Beach National Pro-Am. **2013** Waste Management Phoenix Open, The Open Championship.

INTERNATIONAL VICTORIES (4):

1993 Tournoi Perrier de Paris [EurChall]. **2007** HSBC Champions [Eur]. **2009** World Golf Championships-HSBC Champions [Eur]. **2013** Scottish Open [Eur].

OTHER VICTORIES (3):

2001 Tylenol Par-3 Shootout at Treetops Resort. **2004** Telus Skins Game, PGA Grand Slam of Golf.

2016-17 SEASON:

Finished the season No. 34 in the FedExCup standings, missing the TOUR Championship for the third time in four seasons. Made the cut in an impressive 20 of 22 starts, with a T5 at the World Golf Championships-Dell Technologies Match Play the best of his five top-10 finishes. Finished the season with 13 top-25 finishes. Making his record 12th consecutive appearance in the Presidents Cup as a captain's pick, helped lead the United States to a dominating 19-11 victory over the International squad. Went 3-0-1 for the week, including a 2-and-1 win over Adam Hadwin in Singles competition (one of just three wins for the Americans on the final day). Teamed with Kevin Kisner three times during the first three days of competition, winning twice and halving another match. With his final two victories of the week (his 25th and 26th overall), moved out of a tie with Tiger Woods (24 wins) for most wins in Presidents Cup history…One of only two players (Charley Hoffman) who qualified for the BMW Championship the first 10 years of the FedExCup. With rounds of 66-69-69-70, finished T20 at Conway Farms, ending his season at No. 34 in the standings…Posted four rounds in the 60s (69-67-69-68) to finish T6 at the Dell Technologies Championship, six strokes behind champion Justin Thomas. Was his fourth top-10 finish in 11 starts at TPC Boston, where he won in his debut appearance in 2007…Making his seventh start in the FedEx St. Jude Classic, turned in his fourth consecutive round in the 60s, posting rounds of 69-67-69-68—273 to finish ninth. He remained the most under par at the tournament since 2013 with a combined total of 41-under-par…Following his even-par 72 in the third round of the Memorial Tournament, announced to media that he would likely not be competing in the upcoming U.S. Open, due to a time conflict with the high school graduation of his daughter, Amanda…Advanced out of Group Play at the World Golf Championships-Dell Technologies Match Play to defeat Marc Leishman (4 and 3) in the round of 16 before

PGA TOUR CAREER SUMMARY — PLAYOFF RECORD: 7-4

Year	Events Played	Cuts Made	1st	2nd	3rd	Top 10	Top 25	FedExCup Pts/ Rank	Earnings/ Rank
1988A	2								
1989A	1								
1990A	2	2					1		
1991A	7	6	1			1	1		
1992A	6	1							
1992	11	7		1		2	4		$171,714/90
1993	24	14	2			4	7		628,735/22
1994	18	17	1		3	10	11		748,316/15
1995	24	15	1			4	9		655,777/28
1996	21	19	4	1	1	8	10		1,697,799/2
1997	21	19	2	1		5	15		1,225,390/11
1998	24	19	2	2	1	9	11		1,837,246/6
1999	23	20		2		6	14		1,722,681/14
2000	23	21	4	3		12	18		4,746,457/2
2001	23	20	2	4	4	13	13		4,403,883/2
2002	26	23	2	1	5	12	18		4,311,971/2
2003	23	20			1	7	10		1,623,137/38
2004	22	19	2	2	3	13	16		5,784,823/3
2005	21	20	4	1		9	11		5,699,605/3
2006	19	18	2	1		8	14		4,256,505/6
2007	22	16	3	1	2	7	11	109,358/3	5,819,988/2
2008	21	20	2	1	1	8	19	112,201/7	5,188,875/3
2009	18	16	3	1		7	7	2,920/2	5,332,755/3
2010	20	18	1	1		6	13	843/13	3,821,733/6
2011	21	20	1	2		7	11	795/15	3,763,488/12
2012	22	18	1	2	1	7	10	2,073/5	4,203,821/8
2013	21	18	2	2	2	7	11	1,313/9	5,495,793/4
2014	21	18		1		1	10	1,046/68	2,158,019/38
2015	19	16		1	1	3	8	1,091/61	2,154,200/38
2016	22	16		3	1	6	13	548/16	4,022,628/12
2017	22	20				5	13	1,268/34	2,102,599/45
Total	570	476	42	34	26	187	309		83,577,937

*** Majors and World Golf Championships are considered official on multiple tours***

PGA TOUR TOP TOURNAMENT SUMMARY

Year	90	91	92	93	94	95	96	97	98	99	00	01	02
Masters		T46		T34		T7	3	CUT	T12	T6	T7	3	3
U.S. Open	T29	T55	CUT		T47	T4	T94	T43	T10	2	T16	T7	2
The Open Championship		T73			CUT	T40	T40	T24	79	CUT	T11	T30	T66
PGA Championship				T6	3	CUT	T8	T29	T34	T57	T9	2	T34
THE PLAYERS			CUT	CUT		T14	T33	CUT	T8	T32	CUT	T33	T28
Dell Technologies Match Play										T9	T33		T33
Bridgestone Invitational										2	T4	T8	T9
Mexico Championship										T40		CNL	T23

Year	03	04	05	06	07	08	09	10	11	12	13	14	15
Masters	3	**1**	10	**1**	T24	T5	5	**1**	T27	T3	T54	CUT	T2
U.S. Open	T55	2	T33	T2	CUT	T18	T2	T4	T54	T65	T2	T28	T64
The Open Championship	T59	3	T60	T22	CUT	T19		T48	T2	CUT	**1**	T23	T20
PGA Championship	T23	T6	**1**	T16	T32	T7	73	T12	T19	T36	T72	2	T18
THE PLAYERS		T3	T40	T14	**1**	T21	T55	T17	T33	T25	CUT	CUT	CUT
Dell Technologies Match Play	T9	T5	T9	T9	T17	T17	T9		T17				
Bridgestone Invitational	T23	T43	T51	T54	T46	T4	T58	T46	T48	T43	T21	T15	T63
Mexico Championship	T38		T29		T23	T20	**1**	T14	T55	T43	T3	T16	T31
HSBC Champions							**1**	T41		T2		14	
THE NORTHERN TRUST					T7	T19	T52	CUT	T43	T38	T6	78	T50
Dell Technologies Championship					**1**	T73	T27	T25	T10	T4	T41	T45	T65
BMW Championship						T17	T30	T8	T56	T2	T33	WD	T32
TOUR Championship					20	T3	**1**	T22	10	T15	T12		

Year	16	17
Masters	CUT	T22
U.S. Open	CUT	
The Open Championship	2	CUT
PGA Championship	T33	CUT
THE PLAYERS	CUT	T41
Dell Technologies Match Play	T18	T5
Bridgestone Invitational	T27	T39
Mexico Championship	5	T7
THE NORTHERN TRUST	T13	T54
Dell Technologies Championship	CUT	T6
BMW Championship	T24	T20
TOUR Championship	22	

NATIONAL TEAMS: Presidents Cup (12), 1994, 1996, 1998, 2000, 2003, 2005, 2007, 2009, 2011, 2013, 2015, 2017; Ryder Cup (11), 1995, 1997, 1999, 2002, 2004, 2006, 2008, 2010, 2012, 2014, 2016; Walker Cup (2), 1989, 1991; World Amateur Team Championship (1), 1990; Dunhill Cup (1), 1996.

losing to Bill Haas (2 and 1) in the quarterfinal to finish T5…As the oldest player in the World Golf Championships-Mexico Championship field, opened with a 4-under 67 to share the first-round lead. Maintained his spot near the top of the leaderboard through the next two rounds and played in the final grouping on Sunday. A final-round 71 resulted in a T7 finish, four shots behind winner Dustin Johnson… Following his lone start in the fall, underwent two surgeries to repair a sports hernia…Following three consecutive 69s to start the season-opening Safeway Open, closed with a 5-under 67 at Silverado Resort and Spa to finish T8 with four others at 14-under 274. The finish marked the second straight occasion to begin his season with a top-10 showing, having finished T3 at the CareerBuilder Challenge in January 2016.

PERSONAL:

Started hitting golf balls at 18 months…Is right-handed in everything except golf. As his father demonstrated right-handed, he followed along left-handed…An avid pilot, following in the footsteps of his father, Phil Sr., who was a Navy pilot…With wife, Amy, created the Birdies for the Brave program, raising money and awareness for non-profit military homefront groups. Program, which celebrated 10 years in 2016, was later adopted by the PGA TOUR. Phil and Amy were honored for starting the program at the 2016 CareerBuilder Challenge. In 2016, was announced as tournament ambassador for the Coachella Valley tournament…Founded in 2004, the Phil and Amy Mickelson Foundation is a nonprofit focused on supporting a variety of youth and family initiatives. The mission of the Foundation fund is to operate exclusively for charitable, educational and/or scientific purposes…Phil Mickelson Design's first golf course project, Whisper Rock, near Scottsdale, Arizona, opened in 2001. The latest project, Mickelson National Golf Club in Calgary, Canada, is scheduled to open in 2018…Is the former chair of the American Junior Golf Association.

PLAYER STATISTICS

MISCELLANEOUS PGA TOUR STATISTICS

Career PGA TOUR Low Round/Round: 60–2 times, most recent 2013 Waste Management Phoenix Open/1

Largest Career PGA TOUR Paycheck/Finish: $1,620,000–2007 THE PLAYERS Championship/1

Career High FedExCup Rank: After 2009 U.S. Open Championship/1

Career High Official World Rank: After 2013 Wyndham Championship/2



Keith Mitchell

EXEMPT STATUS: 21st on 2017 Web.com Tour priority list
FULL NAME: Keith McKendree Mitchell
HEIGHT: 6-1
WEIGHT: 185
BIRTHDATE: January 7, 1992
BIRTHPLACE: Chattanooga, Tennessee
RESIDENCE: St. Simons Island, Georgia
FAMILY: Single
EDUCATION: University of Georgia (Business and Real Estate, 2014)
SPECIAL INTERESTS: Fishing
TURNED PROFESSIONAL: 2014
JOINED TOUR: 2018
Web.com Tour Graduate (2017)

BEST PGA TOUR CAREER FINISH:

T11—-2017 Valspar Championship.

2016-17 SEASON:

Finished the Web.com Tour season with 22 starts, six top-10s and 17 cuts made. Was 21st in the final priority-ranking order. Secured his PGA TOUR card for the 2017-18 season with a 10th-place finish on the 2017 Web.com Tour Finals money list (excluding the 25)…Secured his PGA TOUR card for the first time with his second top-10 of the Web.com Tour Finals with a tie for sixth at the DAP Championship…Posted his third consecutive top-10 with a T6 finish at the Nationwide Children's Hospital Championship. Held the 36-hole lead after opening with rounds of 65-67 but posted rounds of 70-73 on the weekend. Carded a 6-under 65 in the opening round at the Ohio State University Golf Club to open up a one-shot lead…Finished one shot away from earning his PGA TOUR card at the WinCo Foods Portland Open. Birdied Nos. 14 and 15 to get within one shot of jumping inside the top 25 on the money list but missed a six-foot birdie on No. 16, left a 20-footer at No. 17 one roll shy, and failed to get up and down on the 72nd hole for birdie to finish 26th on the Regular Season money list. Recorded a 1-under 70 in the final round for a T6 finish. Played his way into the final group on Sunday at Pumpkin Ridge with the round of the tournament in the third round – a 9-under 62…Recorded a career-best T3 finish at the News Sentinel Open with rounds of 68-68-65-67—268 (-16)…Earned a T8 at the El Bosque Mexico Championship, thanks to a final-round 5-under 67…Holed a 47-foot putt at the 72nd hole to finish T11 in his first career PGA TOUR start at the Valspar Championship after posting four rounds of par or better – 69-70-71-68—278 (-6). Led the field in Strokes Gained: Putting (2.125), Driving Distance (309.9) and eagles (2). Earned his spot in the field via the Monday qualifier after holing a 25-foot birdie putt to emerge from a five-man playoff with the last spot…First top-10 of the Web.com Tour season came at the Panama Claro Championship, where he carded a final-round 66 to finish T5

PERSONAL:

Attended The Baylor School in Chattanooga, Tenn…Sister, Brindley, is the bowler on the University of St. Andrews, Scotland's Cricket Team…If not a professional golfer, he would like to be a maritime architect…His 3-wood headcover is the same one he received when he attended the 2001 UGA golf camp…Would like to trade places with NFL running back and Georgia alum Todd Gurley for a day to see what it feels like to run over a linebacker…Bucket list items include winning a sailfish tournament and owning a steak restaurant…Lio Messi is his favorite athlete to watch…His bucket list includes cliff diving in Greece…Favorite quote: "You will never be able to fly if you are scared of heights."

PLAYER STATISTICS

MISCELLANEOUS PGA TOUR STATISTICS

Career PGA TOUR Low Round/Round: 68–2017 Valspar Championship/4
Largest Career PGA TOUR Paycheck/Finish: $144,900–2017 Valspar Championship/T11
Career High Official World Rank: After 2017 TOUR Championship/303

PGA TOUR CAREER SUMMARY — PLAYOFF RECORD: 0-0

Year	Events Played	Cuts Made	1st	2nd	3rd	Top 10	Top 25	FedExCup Pts/ Rank	Earnings/ Rank
2017	1	1					1		$144,900/
Total	1	1					1		144,900

WEB.COM TOUR

Year	Events Played	Cuts Made	1st	2nd	3rd	Top 10	Top 25	Earnings/Rank
2013A	1							
2016	20	13				2	5	$69,275/70
2017	22	17			1	6	10	151,444/26
Total	43	30			1	8	15	296,263

*** Majors and World Golf Championships are considered official on multiple tours***

Bryce Molder

EXEMPT STATUS: Past Champion
FULL NAME: Bryce Wade Molder
HEIGHT: 6-0
WEIGHT: 180
BIRTHDATE: January 27, 1979
BIRTHPLACE: Harrison, Arkansas
RESIDENCE: Scottsdale, Arizona
FAMILY: Wife, Kelley; Jules Avery (9/18/14)

EDUCATION: Georgia Tech (2001, Management)
SPECIAL INTERESTS: Basketball, fishing, skiing, golf course architecture, tennis
TURNED PROFESSIONAL: 2001
JOINED TOUR: 2002
Web.com Tour Graduate (2006, 2008)

PGA TOUR VICTORIES (1):

2011 Frys.com Open.

WEB.COM TOUR VICTORIES (1):

2006 Miccosukee Championship.

2016-17 SEASON:

Made 11 cuts in 26 starts in the 2016-17 PGA TOUR season and failed to advance to the FedExCup Playoffs for the first time in nine years. Will compete on TOUR in 2017-18 out of the Past Champion category.

PERSONAL:

Born with no left pectoral muscle (which makes that side of his chest concave), and also with Poland syndrome, a fairly rare defect that made his left hand much smaller than his right. Underwent two surgeries before he was age 5 because three fingers on his left hand were webbed together up to the knuckle…Shot a 12-under-par 60 at Chenal CC in Little Rock while playing with fellow Arkansas native, and then-U.S. President Bill Clinton in August 1999…As dog lovers, Molder and his wife are active on behalf of the HALO animal shelter in Phoenix. Their second pet dog, which came from HALO, was the last one remaining and was described by Molder as "Shy and timid, one no one seemed to want." After their adoption of the dog, the Molders said she "instantly brought amazing joy to our family."…Was inducted into the Arkansas Golf Hall of Fame in September 2017.

PLAYER STATISTICS

MISCELLANEOUS PGA TOUR STATISTICS

Career PGA TOUR Low Round/Round: 61–2017 Sony Open in Hawaii/2
Largest Career PGA TOUR Paycheck/Finish: $900,000–2011 Frys.com Open/1
Career High FedExCup Rank: After 2015 Frys.com Open/3
Career High Official World Rank: After 2010 PGA Championship/64

PGA TOUR CAREER SUMMARY — PLAYOFF RECORD: 1-0

Year	Events Played	Cuts Made	1st	2nd	3rd	Top 10	Top 25	FedExCup Pts/ Rank	Earnings/ Rank
1999A	1								
2000A	1								
2001A	1	1							
2001	6	2			1	1	1		$211,105/
2002	22	10				1	4		348,028/
2003	3								
2004	3	1							10,716/
2007	21	7				1	2	107/235	257,593/185
2008	1								
2009	21	13		1		3	8	894/64	1,381,211/63
2010	26	16				6	10	1,088/60	1,428,438/63
2011	27	15	1			6	7	523/101	1,957,944/40
2012	25	17				2	9	1,023/65	1,166,115/82
2013	24	17					8	979/64	816,922/102
2014	25	14				2	5	565/109	828,605/113
2015	26	19			1	2	6	875/70	1,165,547/86
2016	26	14				5	7	718/89	1,353,385/78
2017	26	11						109/190	216,892/193
Total	285	157	1	1	2	29	67		11,142,502

WEB.COM TOUR

Year	Events Played	Cuts Made	1st	2nd	3rd	Top 10	Top 25	Earnings/Rank
2002	4	4		1		2	2	$72,064/
2003	18	5					2	19,287/148
2004	21	12				5	7	115,465/50
2005	25	13					6	44,365/99
2006	24	16	1	1	1	4	8	205,413/22
2007	4	1						1,488/322
2008	27	19		1	2	4	10	234,651/23
2009	1	1						3,685/242
Total	124	71	1	3	3	15	35	696,418

*** Majors and World Golf Championships are considered official on multiple tours***

PGA TOUR TOP TOURNAMENT SUMMARY

Year	99	00	01	02	03	04	05	06	07	08	09	10	11
U.S. Open	CUT		T30		CUT								
The Open Championship											T43		
PGA Championship												T12	T56
THE PLAYERS												CUT	T33
THE NORTHERN TRUST											CUT	T36	T64
Dell Technologies Championship											T36	CUT	
BMW Championship											T55	T30	

Year	12	13	14	15	16	17
PGA Championship	CUT				CUT	
THE PLAYERS	T40	CUT	CUT	T63	T12	CUT
THE NORTHERN TRUST	T46	T25	T46	T11	CUT	
Dell Technologies Championship	9	T41		CUT	T53	
BMW Championship	67	T44		T68		

NATIONAL TEAMS: Walker Cup (2), 1999, 2001; Palmer Cup (3), 1998, 1999, 2001; World Amateur Team Championship (1), 2000; Eisenhower Trophy (1), 2000.



Francesco Molinari (maw-LIN-air-ee)

EXEMPT STATUS: 37th in 2016-17 FedExCup points
FULL NAME: Francesco Molinari
HEIGHT: 5-8
WEIGHT: 159
BIRTHDATE: November 8, 1982
BIRTHPLACE: Turin, Italy
RESIDENCE: London, England
FAMILY: Wife, Valentina; Tommaso (2/5/11), Emma (8/19/15)
EDUCATION: University of Torino (Business)
SPECIAL INTERESTS: Soccer, snowboarding, video games, movies
TURNED PROFESSIONAL: 2004
JOINED TOUR: 2014

BEST PGA TOUR CAREER FINISH:
T2—2017 PGA Championship.

INTERNATIONAL VICTORIES (4):
2006 Telecom Italia Open [Eur]. **2010** World Golf Championships-HSBC Champions [Eur]. **2012** Open de Espana [Eur]. **2016** Italian Open [Eur].

OTHER VICTORIES (1):
2009 OMEGA Mission Hills World Cup [with Edoardo Molinari].

2016-17 SEASON:
Claimed five top-10 finishes in 18 starts, highlighted by a T2 finish at the PGA Championship. Advanced to the third of four FedExCup Playoffs events before ending his season ranked 37th in the FedExCup standings…Posted scores of 68-65-72-68--273 (-11) to finish T12 at the BMW Championship and end his season ranked 37th in the FedExCup standings…Finished T2 at the PGA Championship (two strokes behind Justin Thomas) to equal the best finish in a major championship by an Italian. The runner-up finish represented a career-best finish in his 105 PGA TOUR starts. In 33 major championship appearances, two of his top-10 finishes have come at the PGA Championship…Earned his third consecutive top-10 at THE PLAYERS Championship (2014/T6, 2016/T7, 2017/T6), finishing T6 in his seventh start at TPC Sawgrass. Finished ninth in his tournament debut in 2010, then missed three straight cuts from 2011-13…T7 at the Arnold Palmer Invitational marked his third top-10 at Bay Hill in five appearances, a venue where he has never missed a cut…Finished T6 at the ISPS HANDA World Cup with teammate Matteo Manassero on the Italy team at Kingston Heath Golf Club in Australia in late-November…Was one of seven players to make the trip from Shanghai to Las Vegas. Moved 40 spots up the leaderboard in the final round of the Shriners Hospitals for Children Open with a 61, besting his career-low score on TOUR by three strokes (64). Finished T4 in his first start in Las Vegas…In his sixth start in the World Golf Championships-HSBC Champions and first start of the 2016-17 season, finished T6 in Shanghai, China.

PERSONAL:
Enjoys snowboarding in the winter and playing soccer when not supporting Inter Milan.

PLAYER STATISTICS

MISCELLANEOUS PGA TOUR STATISTICS
Career PGA TOUR Low Round/Round: 61–2017 Shriners Hospitals for Children Open/4
Largest Career PGA TOUR Paycheck/Finish: $784,000–2017 PGA Championship/T2
Career High FedExCup Rank: After 2017 Shriners Hospitals for Children Open/15
Career High Official World Rank: After 2017 Wyndham Championship/14

PGA TOUR CAREER SUMMARY — PLAYOFF RECORD: 0-0

Year	Events Played	Cuts Made	1st	2nd	3rd	Top 10	Top 25	FedExCup Pts/ Rank	Earnings/ Rank
2007	1								
2009	4	4				1	2		$304,368/
2010	8	6				1	2		358,196/
2011	11	6			1	1	3		158,387/
2012	8	7					3		198,961/
2013	9	6				1	1		245,463/
2014	12	12				2	7		847,541/
2015	16	13			1	2	5	558/111	997,389/103
2016	18	14				3	5	550/111	1,083,155/98
2017	21	17		1		5	14	1,247/37	2,875,850/31
Total	108	85		1	2	16	42		7,069,745

*** Majors and World Golf Championships are considered official on multiple tours***

PGA TOUR TOP TOURNAMENT SUMMARY

Year	07	08	09	10	11	12	13	14	15	16	17
Masters				T30	CUT	T19	CUT	50			T33
U.S. Open			T27	CUT	CUT	T29	CUT	T23	T27		CUT
The Open Championship	CUT		T13	CUT	CUT	T39	T9	T15	T40	T36	CUT
PGA Championship			T10	T33	T34	T54	T33	T58	T54	T22	T2
THE PLAYERS				9	CUT	CUT	CUT	T6		T7	T6
Dell Technologies Match Play				T33	T33	T17	T33	T33	T34		58
Bridgestone Invitational				T39	T15	T40	T44	T31	T61		T24
Mexico Championship				T14	T3	T13	T28	T25			T20
HSBC Champions			T10	**1**	T23	T39		T21			T6
THE NORTHERN TRUST										CUT	CUT
Dell Technologies Championship											T61
BMW Championship											T12

NATIONAL TEAMS: Eisenhower Trophy (2), 2002, 2004; Ryder Cup (2), 2010, 2012; World Cup (7), 2006, 2007, 2008, 2009, 2011, 2013, 2016; Seve Trophy (3), 2009, 2011, 2013; Royal Trophy (1), 2011.

Ryan Moore

EXEMPT STATUS: 2015-16 tournament winner (through 2017-18)
FULL NAME: Ryan David Moore
HEIGHT: 5-9
WEIGHT: 170
BIRTHDATE: December 5, 1982
BIRTHPLACE: Tacoma, Washington
RESIDENCE: Las Vegas, Nevada

FAMILY: Wife, Nichole; Tucker Maddex (10/19/12), Sullivan Meyer (5/26/16)
EDUCATION: University of Nevada-Las Vegas (2005, Communications and Public Relations)
SPECIAL INTERESTS: Music, movies
TURNED PROFESSIONAL: 2005
JOINED TOUR: 2005

PGA TOUR VICTORIES (5):

2009 Wyndham Championship. **2012** Justin Timberlake Shriners Hospitals for Children Open. **2013** CIMB Classic. **2014** CIMB Classic. **2016** John Deere Classic.

2016-17 SEASON:

Made the cut in three-fourths of his starts (18 of 24), with two top-10 finishes and a season-best T3 at the SBS Tournament of Champions. Ended the season No. 64 in the FedExCup standings, marking the 10th time in the 11-year history of the FedExCup that he has advanced at least to the third Playoffs event…Concluded the season with a T20 effort at the BMW Championship, marking one of his 10 top-25 finishes during the season…In his ninth start at the Masters, posted 3-under 69s in rounds two and three at Augusta to finish at 2-under 286 and T9 with 2013 Masters winner Adam Scott…Making his fifth start at the SBS Tournament of Champions, recorded his third top-10 at Kapalua and first of the season following a final-round 71 to finish T3 and six strokes behind champion Justin Thomas.

PERSONAL:

Learned the game from his father "as soon as I could walk."…Has two brothers, Jeremy and Jason, and one sister, Alyssa…Has served as host of the BMW Northwest Charity Skins Game at Chambers Bay in Washington State…In 2011, partnered with friends and family to form RMG Golf Course Management LLC (RMG Club). Designed to combat south Puget Sound's sagging golf economy, the RMG Club took over the ownership and day-to-day affairs of the Classic CC in Spanaway, McCormick Woods in Port Orchard and Oakbrook G&CC in Lakewood. "We want this to be a product that appeals to everyone," Moore said. "We want people to have great facilities they can go play at a reasonable rate." With three levels of unlimited golf memberships available, The RMG Club is designed to attract players of all skill levels.

PLAYER STATISTICS

MISCELLANEOUS PGA TOUR STATISTICS

Career PGA TOUR Low Round/Round: 61–2 times, most recent 2012 Justin Timberlake Shriners Hospitals for Children Open/1
Largest Career PGA TOUR Paycheck/Finish: $1,260,000–2 times, most recent 2015 CIMB Classic/1
Career High FedExCup Rank: After 2014 The McGladrey Classic/2
Career High Official World Rank: After 2015 Valero Texas Open/27

PGA TOUR CAREER SUMMARY — PLAYOFF RECORD: 2-2

Year	Events Played	Cuts Made	1st	2nd	3rd	Top 10	Top 25	FedExCup Pts/ Rank	Earnings/ Rank
2002A	1								
2003A	1	1							
2004A	1	1					1		
2005A	2	2					1		
2005	12	8		1		1	4		$686,250/
2006	22	13		1		4	5		1,122,118/81
2007	28	17		1		3	8	92,464/52	1,554,901/59
2008	24	12		1		3	5	97,002/87	1,214,900/88
2009	27	16	1			6	9	1,215/47	2,222,871/31
2010	24	18		1	1	6	10	613/21	2,374,823/32
2011	22	18		1		4	9	1,465/37	1,942,906/42
2012	24	21	1		1	8	11	1,105/11	2,858,944/26
2013	22	16				3	7	1,185/51	1,490,265/61
2014	24	20	1			7	13	1,534/39	3,096,763/21
2015	24	17	1			4	10	1,374/39	2,642,306/32
2016	23	19	1	1	1	9	11	1,336/7	3,701,034/16
2017	24	18			1	2	10	859/64	1,751,851/61
Total	305	217	5	7	4	60	114		26,661,432

*** Majors and World Golf Championships are considered official on multiple tours***

PGA TOUR TOP TOURNAMENT SUMMARY

Year	02	03	04	05	06	07	08	09	10	11	12	13	14
Masters		T45		T13					T14	T35		T38	CUT
U.S. Open	CUT			T57		CUT		T10	T33	CUT		CUT	T48
The Open Championship						T42			CUT	T28		T32	T12
PGA Championship					T9	CUT	CUT		T65	T56	CUT	T55	T40
THE PLAYERS						T68	T27	70	T47	T33	T46	CUT	T26
Dell Technologies Match Play									T33	T5		T33	T17
Bridgestone Invitational									T16	T23		T33	T8
Mexico Championship										T22		T53	T25
HSBC Champions								3					T50
THE NORTHERN TRUST						CUT	CUT	T70	CUT	CUT	T24	T25	CUT
Dell Technologies Championship						T41	T78	CUT	T67	T10	T10	75	73
BMW Championship						T18		T30	T3	T16	T10	T11	T50
TOUR Championship									T9		T3		

Year	15	16	17
Masters	T12	CUT	T9
U.S. Open	CUT	T32	
The Open Championship	CUT	T46	CUT
PGA Championship	T37	T70	T13
THE PLAYERS	CUT	CUT	T53
Dell Technologies Match Play	T52	T5	T30
Bridgestone Invitational	T42		T28
Mexico Championship	T9		T28
HSBC Champions	T28		T23
THE NORTHERN TRUST	CUT	T7	T49
Dell Technologies Championship	CUT	T8	WD
BMW Championship	T28	T64	T20
TOUR Championship		T2	

NATIONAL TEAMS: Ryder Cup (1), 2016; Walker Cup (1), 2004; World Amateur Team (1), 2004.

Trey Mullinax

EXEMPT STATUS: 137th in 2016-17 FedExCup points
FULL NAME: Howard Travis Mullinax III
HEIGHT: 6-4
WEIGHT: 195
BIRTHDATE: June 29, 1992
BIRTHPLACE: Birmingham, Alabama
RESIDENCE: St. Simons Island, Georgia

FAMILY: Wife, Abi
EDUCATION: University of Alabama (2014, Communications)
SPECIAL INTERESTS: Sports
TURNED PROFESSIONAL: 2014
JOINED TOUR: 2016-17
Web.com Tour Graduate (2016)

BEST PGA TOUR CAREER FINISH:

T9—2017 U.S. Open.

WEB.COM TOUR VICTORIES (1):

2016 Rex Hospital Open.

2016-17 SEASON:

Rookie season on the PGA TOUR included 16 made cuts in 28 starts, with his lone top-10 finish coming at the U.S. Open (T9). Ended the season No. 137 in the FedExCup standings. Finished the 2017 Web.com Tour Finals with four starts and three cuts made…Fired a final-round 68 at Erin Hills in his first major championship to finish T9 at the U.S. Open in his rookie year. Earned an exemption for the 2018 U.S. Open thanks to his top-10 finish.

PERSONAL:

Says if he weren't playing golf he'd be "turning wrenches at my dad's shop."…Favorite golf memory is having to hit three tee shots on the first hole of the NCAA Championship his freshman year…Always marks his ball with a quarter…Would include his dad, grandfathers and Jack Nicklaus in a dream fivesome…Was on the 2013 and 2014 NCAA Championship teams at the University of Alabama.

PLAYER STATISTICS

MISCELLANEOUS PGA TOUR STATISTICS

Career PGA TOUR Low Round/Round: 63–2017 Puerto Rico Open/1
Largest Career PGA TOUR Paycheck/Finish: $279,524–2017 U.S. Open/T9
Career High FedExCup Rank: After 2017 Safeway Open/22
Career High Official World Rank: After 2017 John Deere Classic/240

PGA TOUR CAREER SUMMARY — PLAYOFF RECORD: 0-0

Year	Events Played	Cuts Made	1st	2nd	3rd	Top 10	Top 25	FedExCup Pts/ Rank	Earnings/ Rank
2015	1								
2016	2	2					1		$49,635/
2017	28	16				1	5	330/137	758,141/131
Total	31	18				1	6		807,776

WEB.COM TOUR

Year	Events Played	Cuts Made	1st	2nd	3rd	Top 10	Top 25	Earnings/Rank
2014	1							
2015	18	14				1	6	$88,097/60
2016	22	14	1			3	6	212,016/8
2017	4	3						7,676/212
Total	45	31	1			4	12	338,860

*** Majors and World Golf Championships are considered official on multiple tours***

PGA TOUR TOP TOURNAMENT SUMMARY

Year	17
U.S. Open	T9

NATIONAL TEAMS: Palmer Cup (1), 2014.



Grayson Murray

EXEMPT STATUS: 2016-17 tournament winner (through 2018-19)
FULL NAME: Grayson Colby Murray
HEIGHT: 6-1
WEIGHT: 200
BIRTHDATE: October 1, 1993
BIRTHPLACE: Raleigh, North Carolina
RESIDENCE: Raleigh, North Carolina
FAMILY: Single
EDUCATION: Arizona State University
TURNED PROFESSIONAL: 2015
JOINED TOUR: 2016-17
Web.com Tour Graduate (2016)

PGA TOUR VICTORIES (1):

2017 Barbasol Championship.

WEB.COM TOUR VICTORIES (1):

2016 Nationwide Children's Hospital Championship.

2016-17 SEASON:

Rookie season included 18 made cuts in 30 starts, with two top-10 finishes including his first PGA TOUR victory at the Barbasol Championship…Made the cut in all three FedExCup Playoffs starts, with his season ending following a T51 at the BMW Championship at Conway Farms. Was one of 12 rookies to advance to the FedExCup Playoffs, with six advancing at least to the third Playoffs event…On the heels of a withdrawal from The Greenbrier Classic and missed cut at the John Deere Classic, won his first PGA TOUR event at the Barbasol Championship. On the strength of back-to-back, 7-under 64s in rounds two and three, began the final round at 18-under 195, just one stroke behind Scott Stallings' lead. Despite a bogey at the first, posted a 3-under 68 to earn the title. In doing so, he became the eighth consecutive player in his 20s to win on TOUR. His 21-under 263 total resulted in the tournament record for 72 holes…In the second start of his PGA TOUR rookie season, opened with scores of 67-65 at the Sanderson Farms Championship to claim a two-stroke lead through 36 holes at 12-under 132. Weekend rounds of 72-71 resulted in a share of eighth place with Graham DeLaet and Seung-Yul Noh.

PERSONAL:

Would be a golf course architect if he did not play professional golf…Earliest golf memory was meeting Arnold Palmer when he was 9…Would like to trade places with Will Ferrell for a day so he could make everybody laugh…Lists the Tar Heel Golf Foundation and The First Tee as charities he supports.

PLAYER STATISTICS

MISCELLANEOUS PGA TOUR STATISTICS

Career PGA TOUR Low Round/Round: 63–2017 AT&T Byron Nelson/2
Largest Career PGA TOUR Paycheck/Finish: $630,000–2017 Barbasol Championship/1
Career High FedExCup Rank: After 2018 Safeway Open/9
Career High Official World Rank: After 2017 PGA Championship/85

PGA TOUR CAREER SUMMARY — PLAYOFF RECORD: 0-0

Year	Events Played	Cuts Made	1st	2nd	3rd	Top 10	Top 25	FedExCup Pts/ Rank	Earnings/ Rank
2013A	1								
2017	30	18	1			2	7	816/66	$1,468,728/75
Total	31	18	1			2	7		1,468,728

WEB.COM TOUR

Year	Events Played	Cuts Made	1st	2nd	3rd	Top 10	Top 25	Earnings/Rank
2010A	1	1						
2012A	1							
2016	17	10	1	1	1	8	9	$159,963/18
Total	19	11	1	1	1	8	9	407,963

*** Majors and World Golf Championships are considered official on multiple tours***

PGA TOUR TOP TOURNAMENT SUMMARY

Year	13	14	15	16	17
U.S. Open	CUT				
PGA Championship					T22
THE PLAYERS					T79
THE NORTHERN TRUST					T62
Dell Technologies Championship					T25
BMW Championship					T51

Kevin Na (NAH)

EXEMPT STATUS: 45th in 2016-17 FedExCup points
FULL NAME: Kevin Sangwook Na
HEIGHT: 5-11
WEIGHT: 167
BIRTHDATE: September 15, 1983
BIRTHPLACE: Seoul, South Korea
RESIDENCE: Las Vegas, Nevada
FAMILY: Wife, Jullianne; Sophia Ria (8/29/16)

TURNED PROFESSIONAL: 2001
Q SCHOOL: 2003
JOINED TOUR: 2004

PGA TOUR VICTORIES (1):

2011 Justin Timberlake Shriners Hospitals for Children Open.

WEB.COM TOUR VICTORIES (1):

2006 Mark Christopher Charity Classic.

INTERNATIONAL VICTORIES (1):

2002 Volvo Masters of Asia [Asia].

OTHER VICTORIES (1):

2002 Long Beach Open.

2016-17 SEASON:

On the strength of four top-10 finishes in 23 starts through the Wyndham Championship, advanced to the FedExCup Playoffs for the 10th time, making it through the BMW Championship. Ended his season ranked 45th in the FedExCup standings…Following rounds of 73-73-72 to start the BMW Championship, closed with an 8-under 63 to finish T53 and end his season ranked 45th in the FedExCup standings…After opening the Dell Technologies Championship with an even-par 71, closed with rounds of 67-69-66 to finish T6 and six strokes behind champion Justin Thomas. Finished inside the top six in his last three starts at TPC Boston (T4-2015, T5-2016, T6-2017). After starting the week at No. 63 in the FedExCup, moved to No. 40 heading to the BMW Championship…Making his seventh start in the Wyndham Championship, finished T4 (and five strokes behind champion Henrik Stenson) for his second-consecutive top-10 finish in Greensboro (T10 in 2016)…Advanced out of Group Play at the World Golf Championships-Dell Technologies Match Play after winning sudden-death playoff over Matthew Fitzpatrick with a birdie-3 at first extra hole. Lost to Bill Haas (1-up) in the round of 16 to finish T9…A T4 at the Genesis Open included 36 holes on Sunday to complete the event after multiple delays. Made just one bogey around Riviera CC on Sunday (67-70) while ranking T4 in GIR for the week with 50 of 72…After losing in a playoff to Emiliano Grillo at the 2015 Safeway Open, returned to Silverado Resort & Spa in October, where he posted 6-under 66s in rounds two and four to finish alone in seventh.

PERSONAL:

Appeared in a January 2010 episode of "CSI: Las Vegas" on CBS along with Rocco Mediate, Duffy Waldorf, Gary McCord and David Feherty…A year after carding a 12-over 16 on the par-4 ninth hole in the first round of the 2011 Valero Texas Open, returned to San Antonio, taking the mishap in stride. Taped a segment for "Inside the PGA TOUR," using a chainsaw to remove a number of branches responsible for the high score a year earlier, was featured on ESPN's "SportsCenter" and various, local radio stations as he re-lived the headache. In the second round in 2012, hung the shirt he wore that fateful day on a tree branch as a sacrifice near the area from where he tried to play en route to the 16th hole…At age 8, Na's family moved from South Korea to the United States. Took up the game a year later and by the time he left the junior golf program, had become the top junior player in the U.S. Bypassed senior year of high school and college to turn professional at age 17.

PLAYER STATISTICS

MISCELLANEOUS PGA TOUR STATISTICS

Career PGA TOUR Low Round/Round: 61–2010 Wyndham Championship/3
Largest Career PGA TOUR Paycheck/Finish: $792,000–2011 Justin Timberlake Shriners Hospitals for Children Open/1
Career High FedExCup Rank: After 2016 World Golf Championships-HSBC Champions/2
Career High Official World Rank: After 2016 World Golf Championships-HSBC Champions/19

PGA TOUR CAREER SUMMARY — PLAYOFF RECORD: 0-3

Year	Events Played	Cuts Made	1st	2nd	3rd	Top 10	Top 25	FedExCup Pts/ Rank	Earnings/ Rank
2001	1								
2003	2	1							
2004	32	19			1	2	7		$901,158/87
2005	32	14		2		2	7		1,095,204/67
2006	11	5					2		146,099/205
2007	27	16				3	5	88,476/98	856,669/122
2008	29	21				3	6	96,794/93	1,041,059/100
2009	26	19			2	9	14	545/26	2,724,825/19
2010	26	23		1	1	4	9	570/26	2,021,815/37
2011	26	15	1		1	6	9	778/71	2,336,965/30
2012	25	18				6	10	1,095/52	2,029,943/38
2013	8	3					1	92/200	110,864/199
2014	27	20		2	1	6	14	528/24	3,153,107/20
2015	27	23		1		7	14	410/25	2,820,766/26
2016	26	22		2	2	8	14	400/28	3,441,291/19
2017	26	18				5	7	1,073/45	1,728,351/63
Total	351	237	1	8	8	61	119		24,408,116

WEB.COM TOUR

Year	Events Played	Cuts Made	1st	2nd	3rd	Top 10	Top 25	Earnings/Rank
2001	1							
2006	1	1	1			1	1	$90,000/65
2013	1	1						2,700/259
Total	3	2	1			1	1	92,700

*** Majors and World Golf Championships are considered official on multiple tours***

PGA TOUR TOP TOURNAMENT SUMMARY

Year	03	04	05	06	07	08	09	10	11	12	13	14	15
Masters								CUT	CUT	T12	59		T12
U.S. Open								CUT	CUT	T29		T12	T46
The Open Championship								T27	CUT	CUT		T54	T58
PGA Championship			CUT				T43	T58	T10	DQ		CUT	CUT
THE PLAYERS			CUT	CUT		T54	T3	CUT	CUT	T7		T38	T6
Dell Technologies Match Play								T33		T33			T34
Bridgestone Invitational	T71									T63		T23	T15
Mexico Championship								T50	T35				T9
HSBC Champions													T20
THE NORTHERN TRUST					CUT	T31	T24	T36	CUT	CUT		T9	T20
Dell Technologies Championship					69	CUT	T11	T33	CUT	T69		CUT	T60
BMW Championship							T8	T3		T26		T46	T10
TOUR Championship							30	T17				T19	T16

Year	16	17
Masters	T55	CUT
U.S. Open	7	T32
The Open Championship	T22	T44
PGA Championship	T22	CUT
THE PLAYERS	CUT	WD
Dell Technologies Match Play	17	T9
Bridgestone Invitational	T27	
Mexico Championship	T35	T52
HSBC Champions	57	T54
THE NORTHERN TRUST	CUT	T29
Dell Technologies Championship		T6
BMW Championship	T20	T53
TOUR Championship	29	

Seung-Yul Noh (YOU-ul NO)

EXEMPT STATUS: 110th in 2016-17 FedExCup points
FULL NAME: Seung-Yul Noh
HEIGHT: 6-1
WEIGHT: 165
BIRTHDATE: May 29, 1991
BIRTHPLACE: Gangwon-do, South Korea
RESIDENCE: Seoul, South Korea
FAMILY: Single

EDUCATION: Korea University
SPECIAL INTERESTS: Movies, meeting friends
TURNED PROFESSIONAL: 2008
Q SCHOOL: 2011
JOINED TOUR: 2012
Web.com Tour Graduate (2013)

PGA TOUR VICTORIES (1):

2014 Zurich Classic of New Orleans.

WEB.COM TOUR VICTORIES (1):

2013 Nationwide Children's Hospital Championship.

INTERNATIONAL VICTORIES (2):

2008 Midea China Classic [Asia], **2010** Maybank Malaysian Open [Asia].

2016-17 SEASON:

Advanced to the FedExCup Playoffs for a fourth time on the strength of seven top-25 finishes, three of which were top-10 showings. A missed cut at THE NORTHERN TRUST, the first of four FedExCup Playoffs events, resulted in an end to his season at No. 110 in the final standings. In November 2017, began a two-year mandatory military commitment in South Korea. Upon his return to the PGA TOUR, will be eligible for a "mandatory obligation" exemption under the major medical and family crises exemption…Despite a 74 in the second round, finished T5 at the Wells Fargo Championship, three shots behind winner Brian Harman. Marked his second top-10 in four starts in the event. Birdied the final two holes to jump into the top 10 at the AT&T Pebble Beach Pro-Am, finishing T8 with rounds of 68-71-69-70. Held a share of the 18-hole lead in the weather-delayed event. Previous-best finish in four starts at Pebble Beach was T19 in 2014…In his third start at the Sanderson Farms Championship, posted four sub-par scores at the Country Club of Jackson to claim a share of eighth place with Grayson Murray and Graham DeLaet at 13-under 275.

PERSONAL:

Began playing golf at age 7…His dad bought him a junior set of golf clubs…He hit balls on the beach near his home in Seoul before school and then spent hours at the driving range after his studies were over for the day. Also played tennis, soccer and baseball before turning his sole attention to golf…Attended Kyung-gi High School in Seoul…Favorite pro team is Manchester United…Favorite show is "Unlimited Challenge," a popular program in South Korea…Supports the Korea University Hospital.

PLAYER STATISTICS

MISCELLANEOUS PGA TOUR STATISTICS

Career PGA TOUR Low Round/Round: 62–2012 Deutsche Bank Championship/1
Largest Career PGA TOUR Paycheck/Finish: $1,224,000–2014 Zurich Classic of New Orleans/1
Career High FedExCup Rank: After 2014 Zurich Classic of New Orleans/16
Career High Official World Rank: After 2011 Farmers Insurance Open/61

PGA TOUR CAREER SUMMARY — PLAYOFF RECORD: 0-0

Year	Events Played	Cuts Made	1st	2nd	3rd	Top 10	Top 25	FedExCup Pts/ Rank	Earnings/ Rank
2010	5	2							$81,422/
2011	6	5							119,070/
2012	28	24				3	13	1,379/37	1,629,751/49
2013	25	11				1	3	226/160	391,763/153
2014	27	20	1			3	6	1,590/35	2,115,234/39
2015	21	13			1	1	4	432/134	711,609/129
2016	28	16				1	5	454/125	661,711/134
2017	31	15				3	7	446/110	1,080,706/99
Total	171	106	1		1	12	38		6,791,265

WEB.COM TOUR

Year	Events Played	Cuts Made	1st	2nd	3rd	Top 10	Top 25	Earnings/Rank
2013	3	2	1			2	2	$210,125/19
Total	3	2	1			2	2	210,125

*** Majors and World Golf Championships are considered official on multiple tours***

PGA TOUR TOP TOURNAMENT SUMMARY

Year	10	11	12	13	14	15	16	17
Masters						T38		
U.S. Open	T40	T30			T52			
The Open Championship	CUT	T30					CUT	
PGA Championship	T28	T45	T21		CUT			
THE PLAYERS				T66	T72	CUT		T22
Dell Technologies Match Play		T33						
Bridgestone Invitational					T37			
Mexico Championship		59						
HSBC Champions	T16							
THE NORTHERN TRUST			T67		T53		CUT	CUT
Dell Technologies Championship			T13		T9			
BMW Championship			T16		T23			



Alexander Noren (NOR-en)

EXEMPT STATUS: Top 125 Non-Member
FULL NAME: Alexander Noren
HEIGHT: 5-11
WEIGHT: 165
BIRTHDATE: July 12, 1982
BIRTHPLACE: Stockholm, Sweden
RESIDENCE: Stockholm, Sweden; Jupiter, Florida
FAMILY: Jennifer, daughter, Iris
EDUCATION: Oklahoma State University (2005, Business Marketing)
SPECIAL INTERESTS: Soccer, cars
TURNED PROFESSIONAL: 2005

BEST PGA TOUR CAREER FINISH:

T5—2017 World Golf Championships-Dell Technologies Match Play.

INTERNATIONAL VICTORIES (10):

2006 Rolex Trophy [EurChall]. **2009** Omega European Masters [Eur]. **2011** Saab Wales Open [Eur], Nordea Masters [Eur]. **2015** Nordea Masters [Eur]. **2016** Aberdeen Asset Management Scottish Open [Eur], Omega European Masters [Eur], British Masters [Eur], Nedbank Golf Challenge [Eur]. **2017** BMW PGA Championship [Eur].

2016-17 SEASON:

Made nine cuts in 11 starts on PGA TOUR, with three top-10 results, including a season-best T5 at the World Golf Championships-Dell Technologies Match Play when he was defeated by eventual-winner Dustin Johnson in the quarterfinals. Highlight on the European Tour was victory at the BMW PGA Championship where he shot a 10-under 62 in the final round for a two-stroke win. Will play out of the Top 125 Non-Member category for the 2017-18 PGA TOUR Season…Hoping to make it back-to-back Swedish winners at The Open Championship, finished T6. Won the European Tour's BMW PGA Championship with a final-round, 10-under 62 earning a two-shot victory. Entered Sunday seven shots off the lead but eight birdies in his first 16 holes had him in a tie for the lead before producing an eagle at Wentworth Club's par-5 final hole…Making his first start in THE PLAYERS Championship, finished 10th…Advanced out of Group Play at the World Golf Championships-Dell Technologies Match Play to defeat Brooks Koepka (3 and 1) in the round of 16 before losing to eventual-champion Dustin Johnson (3 and 2) in the quarterfinal to finish T5…Finished T5 at the ISPS HANDA World Cup with teammate David Lingmerth on the Sweden team at Kingston Heath Golf Club in Australia in late-November.

PERSONAL:

Played collegiately at Oklahoma State, where he started as a freshman and was a two-time All-American selection. Teammates included Hunter Mahan and Pablo Martin…Grew up playing all sports before his attention focused on golf at age 8. Made first hole-in-one at age 12…If he weren't a golfer would want to be a F1 driver.

PLAYER STATISTICS

MISCELLANEOUS PGA TOUR STATISTICS

Career PGA TOUR Low Round/Round: 66–2016 World Golf Championships-HSBC Champions/3
Largest Career PGA TOUR Paycheck/Finish: $298,000–2017 World Golf Championships–Dell Technologies Match Play/T5
Career High Official World Rank: After 2017 Quicken Loans National/8

PGA TOUR CAREER SUMMARY — PLAYOFF RECORD: 0-0

Year	Events Played	Cuts Made	1st	2nd	3rd	Top 10	Top 25	FedExCup Pts/ Rank	Earnings/ Rank
2008	1	1					1		$75,485/
2010	3	2							
2011	4	3							64,708/
2012	4	3				1	1		139,693/
2013	5	2					2		
2015	2	1							
2016	4	3							50,227/
2017	11	9				3	4		649,954/
Total	34	24				4	8		980,067

*** Majors and World Golf Championships are considered official on multiple tours***

PGA TOUR TOP TOURNAMENT SUMMARY

Year	08	09	10	11	12	13	14	15	16	17
Masters										CUT
U.S. Open				T51	CUT			CUT	CUT	CUT
The Open Championship	T19		CUT	CUT	T9	WD			T46	T6
PGA Championship				T34	T66	CUT			T49	T67
THE PLAYERS										10
Dell Technologies Match Play			T33			T17				T5
Bridgestone Invitational			T53	T53						T28
Mexico Championship					69	T20		T56		T55
HSBC Champions		T19		T49					T54	T12

NATIONAL TEAMS: Eisenhower Trophy (1), 2004; Palmer Cup (2), 2004, 2005; Royal Trophy (1), 2010; World Cup (2), 2011, 2016; Seve Trophy (1), 2011.

Geoff Ogilvy (OH-gil-vee)

EXEMPT STATUS: 108th in 2016-17 FedExCup points
FULL NAME: Geoff Charles Ogilvy
HEIGHT: 6-2
WEIGHT: 180
BIRTHDATE: June 11, 1977
BIRTHPLACE: Melbourne, Australia
RESIDENCE: Scottsdale, Arizona
FAMILY: Wife, Juli; Phoebe Elizabeth (10/10/06), Jasper Michael (1/7/08), Harvey Jack (2/11/10)
SPECIAL INTERESTS: Australian Rules Football, American football, golf course design, reading, music, guitars, surfing, cycling, fitness
TURNED PROFESSIONAL: 1998
Q SCHOOL: 2000
JOINED TOUR: 2001

PGA TOUR VICTORIES (8):

2005 Chrysler Classic of Tucson. **2006** World Golf Championships-Accenture Match Play Championship, U.S. Open. **2008** World Golf Championships-CA Championship. **2009** Mercedes-Benz Championship, World Golf Championships-Accenture Match Play Championship. **2010** Hyundai Tournament of Champions. **2014** Barracuda Championship.

INTERNATIONAL VICTORIES (2):

2008 Australian PGA [Aus]. **2010** Australian Open [Aus].

2016-17 SEASON:

Made a return to the FedExCup Playoffs on the strength of six top-25 finishes, highlighted by a T4 in Las Vegas early in the season…Following a T40 finish at THE NORTHERN TRUST, the first of four FedExCup Playoffs events, ended his season at No. 108 in the final standings…Entered the Wyndham Championship at No. 125 in the FedExCup standings. Birdied Nos. 3-6 and No. 7 on his inward nine in the second round to make the cut. Posted rounds of 66-67 to finish T16 and move to No. 116 in the FedExCup standings. Became the seventh of last eight players ranked No. 125 entering the Wyndham Championship to remain inside the cut line for the FedExCup Playoffs…Seeking his first PGA TOUR victory since winning in the state of Nevada (2014 Barracuda Championship), finished T4 in the Shriners Hospitals for Children Open. The top-10 came after missed cuts in the Safeway Open and the Sanderson Farms Championship

PERSONAL:

Was given a cut-down club by his dad at age 7 and progressed to a scratch handicap by age 16…Talented junior athlete in many sports, winning numerous awards at both a state and national level…Interested in history of golf…Avid guitar enthusiast who has several Gibson guitars at home…Hobbies include spending time with his wife and three children, surfing, cooking, cycling and fitness…Ogilvy Family Foundation benefits children's hospitals and other organizations that assist children

PLAYER STATISTICS

MISCELLANEOUS PGA TOUR STATISTICS

Career PGA TOUR Low Round/Round: 62–2007 THE TOUR Championship presented by Coca-Cola/3
Largest Career PGA TOUR Paycheck/Finish: $1,400,000–2009 World Golf Championships–Accenture Match Play Championship/1
Career High FedExCup Rank: After 2010 Sony Open in Hawaii/1
Career High Official World Rank: After 2008 John Deere Classic/3

PGA TOUR CAREER SUMMARY — PLAYOFF RECORD: 1-0

Year	Events Played	Cuts Made	1st	2nd	3rd	Top 10	Top 25	FedExCup Pts/ Rank	Earnings/ Rank
1999	1								
2001	23	7		1	1	2	4		$525,338/95
2002	27	17		1		3	4		957,184/64
2003	26	16		1	1	7	10		1,477,246/45
2004	26	19				4	14		1,236,910/61
2005	26	22	1		1	5	9		1,931,676/33
2006	20	17	2	1		5	13		4,354,969/5
2007	22	19		1	1	7	13	98,918/13	2,943,203/14
2008	20	14	1	1		6	8	102,563/32	2,880,099/15
2009	20	18	2			5	10	713/13	3,866,270/8
2010	19	13	1	1		2	7	753/14	2,393,045/29
2011	21	14			1	4	9	608/24	1,916,994/43
2012	20	18				1	10	1,164/47	1,255,223/71
2013	19	9		1		1	1	522/104	892,920/93
2014	26	16	1	1		2	4	470/29	1,809,049/54
2015	15	10				1	3	350/154	653,925/139
2016	22	9				1	3	283/161	397,595/167
2017	25	15				1	6	450/108	867,249/114
Total	378	253	8	9	5	57	128		30,359,479

*** Majors and World Golf Championships are considered official on multiple tours***

PGA TOUR TOP TOURNAMENT SUMMARY

Year	99	00	01	02	03	04	05	06	07	08	09	10	11
Masters								T16	T24	T39	T15	T26	T4
U.S. Open					CUT		T28	**1**	T42	T9	T47	CUT	CUT
The Open Championship	CUT		CUT				T5	T16	CUT	CUT	CUT	CUT	CUT
PGA Championship					T27	T24	T6	T9	T6	T31	T43	CUT	CUT
THE PLAYERS				CUT	T21	T16	CUT	CUT	T37	CUT	T22	CUT	WD
Dell Technologies Match Play								**1**	2	T33	**1**	T17	T9
Bridgestone Invitational							T41	T36	T51	T68	T22	T22	T37
Mexico Championship									T3	**1**	T40	T45	T49
HSBC Champions											T10		T56
THE NORTHERN TRUST									T4	CUT	CUT	CUT	CUT
Dell Technologies Championship									T6	72	7	T2	T25
BMW Championship									T61	T28	T55	T24	3
TOUR Championship									T17		T16	T13	T11

Year	12	13	14	15	16	17
Masters	T19			48		
U.S. Open	CUT	T32	CUT	T18	CUT	
The Open Championship	T9	T44		T40		
PGA Championship	T11	CUT	T46	CUT		
THE PLAYERS	T12	CUT	69	T24		
Dell Technologies Match Play	T33					
Bridgestone Invitational	T24					
Mexico Championship	T55	T47		61		
HSBC Champions	T51					
THE NORTHERN TRUST	T19	65	CUT			T40
Dell Technologies Championship	T51		T2			
BMW Championship	T28		T36			
TOUR Championship			29			

NATIONAL TEAMS: Presidents Cup (3), 2007, 2009, 2011.

Sean O'Hair

EXEMPT STATUS: 62nd in 2016-17 FedExCup points
FULL NAME: Sean M. O'Hair
HEIGHT: 6-2
WEIGHT: 180
BIRTHDATE: July 11, 1982
BIRTHPLACE: Lubbock, Texas
RESIDENCE: Lubbock, Texas

FAMILY: Wife, Jaclyn; Molly Kate (2005), Luke (2007), Grady (2009), Trevor Ryan (2011)
SPECIAL INTERESTS: Football, basketball, racing
TURNED PROFESSIONAL: 1999
Q SCHOOL: 2004
JOINED TOUR: 2005
Web.com Tour Graduate (2013, 2014)

PGA TOUR VICTORIES (4):

2005 John Deere Classic. **2008** PODS Championship. **2009** Quail Hollow Championship. **2011** RBC Canadian Open.

OTHER VICTORIES (1):

2012 Franklin Templeton Shootout [with Kenny Perry].

2016-17 SEASON:

Concluded the season No. 62 in the FedExCup standings, with 19 made cuts in 25 starts. Season highlighted by five top-10 finishes, equaling the second highest total of his career (2007) and trailing only the nine top-10 finishes he turned in during the 2009 season…Advanced to the third FedExCup Playoffs event, with his season ending following a T20 at the BMW Championship. Solid week at Conway Farms included four under-par rounds (70-69-66-69). Shot 7-under 65 in the final round of the RBC Canadian Open to finish T10. Birdied all four par-3s in the final round, the only time in his career he has ever achieved this feat… Birdied the 72nd hole at the DEAN & DELUCA Invitational for a final-round 4-under 66, finishing tied for second with Jordan Spieth and Jon Rahm, just one stroke behind champion Kevin Kisner. The runner-up finish marked his best performance in Fort Worth in nine tries. Also, the Sunday 66 at Colonial CC marked his lowest final-round score in six made cuts at this tournament…Closed with a bogey-free 2-under 68 to finish T5 at the AT&T Byron Nelson, four strokes out of the Billy Horschel-Jason Day playoff. Making his 10th start at the event, the top-10 showing was his first since a runner-up finish in his inaugural start in 2005… Finished T9 in his sixth start in the CareerBuilder Challenge, marking his second top-10 of the season…In his second start of the season, finished T10 in the Shriners Hospitals for Children Open. Marked his fifth start in Las Vegas.

PERSONAL:

Turned pro during his senior year of high school when he was 17…He and his wife, Jaclyn, were married at age 20. She caddied for him on the mini-tours for two years. His father-in-law caddied for him his first three years on the TOUR.

PLAYER STATISTICS

MISCELLANEOUS PGA TOUR STATISTICS

Career PGA TOUR Low Round/Round: 63–2 times, most recent 2014 Shriners Hospitals for Children Open/3
Largest Career PGA TOUR Paycheck/Finish: $1,170,000–2009 Quail Hollow Championship/1
Career High FedExCup Rank: After 2009 THE PLAYERS Championship/3
Career High Official World Rank: After 2009 HP Byron Nelson Championship/12

PGA TOUR CAREER SUMMARY — PLAYOFF RECORD: 1-1

Year	Events Played	Cuts Made	1st	2nd	3rd	Top 10	Top 25	FedExCup Pts/ Rank	Earnings/ Rank
2005	29	24	1	1		4	9		$2,461,482/18
2006	30	20			1	2	7		1,411,387/62
2007	28	21				5	14	91,963/58	1,921,226/38
2008	25	17	1		2	3	6	97,675/75	2,089,857/35
2009	23	18	1	1	1	9	14	2,200/5	4,316,493/6
2010	25	19				3	11	1,206/47	1,859,040/41
2011	24	13	1			1	6	1,102/58	1,483,948/57
2012	24	19		1		2	7	744/81	1,160,981/84
2013	22	7					2	183/170	268,614/172
2014	25	14				1	2	278/160	408,793/156
2015	26	18		1		3	8	1,293/42	1,662,300/58
2016	27	18		1		2	7	416/27	1,702,713/59
2017	25	19		1		5	8	877/62	1,873,856/55
Total	333	227	4	6	4	40	101		22,620,689

WEB.COM TOUR

Year	Events Played	Cuts Made	1st	2nd	3rd	Top 10	Top 25	Earnings/Rank
1999A	2	1						
1999	1							
2000	4							
2001	7	1						$1,201/308
2002	2	1						1,243/310
2004	2	1						3,400/260
2005	1	1		1		1	1	54,000/88
2013	4	3				1	3	59,333/93
2014	3	1			1	1	1	58,000/91
Total	26	9		1	1	3	5	177,177

*** Majors and World Golf Championships are considered official on multiple tours***

PGA TOUR TOP TOURNAMENT SUMMARY

Year	05	06	07	08	09	10	11	12	13	14	15	16	17
Masters		CUT		T14	T10	T30	CUT	T32					CUT
U.S. Open		T26	CUT		T23	T12							CUT
The Open Championship	T15	T14	T67	82	T65	T7	CUT						T62
PGA Championship	T59	T12	T42	T31	75	CUT	T64	DQ			T72		T33
THE PLAYERS		T58	11	CUT	CUT	T22	T19	CUT	T43		CUT	T64	CUT
Dell Technologies Match Play		T17			T5	T17	T33						
Bridgestone Invitational	T51			T12	T70	5	T59						
Mexico Championship	T35	T54		WD	T13	T18							T65
HSBC Champions					T62								T63
THE NORTHERN TRUST			T25	CUT	CUT	T31	CUT	T54			T45	T2	69
Dell Technologies Championship			T9	CUT	T8	CUT	T25	T64			T4	T53	CUT
BMW Championship			T57		4	T37	T37				T53	T52	T20
TOUR Championship					3							T17	

NATIONAL TEAMS: Presidents Cup (1), 2009.



Louis Oosthuizen (LOU-wee OOST-haze-un)

EXEMPT STATUS: 31st in 2016-17 FedExCup points
FULL NAME: Lodewicus Theodorus Oosthuizen
HEIGHT: 5-10
WEIGHT: 180
BIRTHDATE: October 19, 1982
BIRTHPLACE: Mossel Bay, South Africa
RESIDENCE: Pinnacle Point, South Africa
FAMILY: Wife, Nel-Mare (ma-REE); Jana (YA-nuh) (12/22/09), Sophia (2/19/12), Emma (6/7/13)
SPECIAL INTERESTS: Hunting, movies
TURNED PROFESSIONAL: 2002
JOINED TOUR: 2011

PGA TOUR VICTORIES (1):

2010 The Open Championship.

INTERNATIONAL VICTORIES (12):

2004 Vodacom Origins of Golf-Arabella [SAf]. **2007** Platinum Classic [SAf], Dimension Data Pro-Am [SAf], Telekom PGA Championship [SAf], **2008** Telkom PGA Championship [SAf]. **2010** Open de Golf de Andalucia [Eur]. **2011** Africa Open [Eur]. **2012** Africa Open [Eur], Maybank Malaysian Open [Eur]. **2013** Volvo Golf Champions [Eur]. **2014** Volvo Golf Champions [Eur]. **2016** ISPS HANDA Perth International [Eur].

2016-17 SEASON:

Advanced to the FedExCup Playoffs for a fourth consecutive time on the strength of three top-three finishes in 15 starts through the Wyndham Championship. Among them was a T2 at THE PLAYERS Championship. Made it through the first three FedExCup Playoffs events, the BMW Championship, before ending his season ranked 31st in the FedExCup standings…Posted a 2-2-1 record, the best of any player on the International Team, at the Presidents Cup at Liberty National. Paired with fellow South African Branden Grace to win opening day Foursomes 3 and 1 against Daniel Berger/Brooks Koepka for their fifth consecutive victory as they went undefeated in four matches together in the 2015 Presidents Cup in South Korea. Lost next two matches while paired with Grace, defeated both times by Justin Thomas/Rickie Fowler. Split with Grace and teamed with Jason Day for a 2-and-1 loss to Jordan Spieth/Patrick Reed in Saturday afternoon Four-ball match, but got revenge with 1-up Sunday Singles victory over Reed…With a T63 at the BMW Championship, finished No. 31 in the FedExCup standings, one point below Jason Dufer (No. 30)…Earned a T10 finish at THE NORTHERN TRUST with 4-under 276 at Glen Oaks Club…With his T2 finish at the PGA Championship (two strokes behind champion Justin Thomas), the 2010 Open Championship winner recorded runner-up finishes at all four major championships (2017 PGA Championship, 2015 Open Championship, 2015 U.S. Open, 2012 Masters Tournament). Final-round 1-under 70 was highlighted by an eagle on the par-5 15th hole and a 52'11"- inch birdie putt on the final hole to move into the clubhouse lead at 6-under…In search of his first victory on U.S. soil, posted a 1-over 73 in the final round at TPC Sawgrass to finish T2, marking his best performance in seven starts in THE PLAYERS Championship…Made his first career start at the Waste Management Phoenix Open and recorded rounds of 68-67-68 to enter Sunday in a tie for 12th position. Opened the final round with a front-nine 3-under 32 and closed with three birdies on his final five holes to post the clubhouse lead at 16-under 268. Finished one stroke outside of the Hideki Matsuyama-Webb Simpson playoff and recorded a solo-third finish.

PERSONAL:

Comes from a strong tennis family with his father and brother both playing…A member of the Ernie Els Foundation in South Africa from 2000-02. The Ernie Els Foundation benefits families of limited resources and provides educational assistance and playing opportunities in order to produce successful young leaders and develop their playing ability to its full potential. "Getting into golf is very expensive. My dad is a farmer, and in the early years things weren't going that great on the farm. But when I was 17, I managed to become a member of Ernie's Foundation in South Africa and it was unbelievable what he did for me, helping with expenses and things like that."…In 2009, founded the Louis 57 Academy at Mossel Bay Golf Club, part of the golf development program serving underprivileged children in the Mossel Bay Community in South Africa. Mossel Bay was site of his round of 57 during his amateur career on December 12, 2002…Website is Louis57oosthuizen.com.

PLAYER STATISTICS

MISCELLANEOUS PGA TOUR STATISTICS

Career PGA TOUR Low Round/Round: 63–2012 Deutsche Bank Championship/3
Largest Career PGA TOUR Paycheck/Finish: $1,305,593–2010 The Open Championship/1
Career High FedExCup Rank: After 2012 Deutsche Bank Championship/5
Career High Official World Rank: After 2013 Sony Open in Hawaii/4

PGA TOUR CAREER SUMMARY — PLAYOFF RECORD: 0-2

Year	Events Played	Cuts Made	1st	2nd	3rd	Top 10	Top 25	FedExCup Pts/ Rank	Earnings/ Rank
2004	1								
2006	2	1							
2007	1	1							
2008	3	2							$13,700/
2009	6	3					1		12,660/
2010	5	2	1			2	2		1,305,593/
2011	15	10				2	4	267/148	717,965/117
2012	19	15		2	1	5	12	1,635/7	3,460,995/15
2013	12	6				1	4	249/154	497,408/137
2014	16	10				1	5	453/124	946,134/101
2015	20	16		2		6	10	176/30	3,251,174/22
2016	17	13		1		3	11	1,468/38	2,422,079/37
2017	18	17		2	1	4	9	1,321/31	3,105,422/25
Total	135	96	1	7	2	24	58		15,733,131

*** Majors and World Golf Championships are considered official on multiple tours***

PGA TOUR TOP TOURNAMENT SUMMARY

Year	04	05	06	07	08	09	10	11	12	13	14	15	16
Masters						CUT	CUT	CUT	2	CUT	25	T19	T15
U.S. Open							CUT	T9	CUT	WD	T40	T2	T23
The Open Championship	CUT		CUT			CUT	**1**	T54	T19	WD	T36	T2	CUT
PGA Championship					73	CUT	CUT	CUT	T21		T15	T30	T22
THE PLAYERS								CUT	CUT	T19	CUT	T69	T28
Dell Technologies Match Play						T33		T33	T17	T17	T5	T5	2
Bridgestone Invitational							T9	T37	4		61	T42	T21
Mexico Championship			T32	T50	T68	T20		T18	T60	T33	T40	6	T14
HSBC Champions							T72	T7	T6		T15	T14	T44
THE NORTHERN TRUST									T5		CUT		T18
Dell Technologies Championship									2			T12	T8
BMW Championship									T16			T19	T17
TOUR Championship									T23			WD	

Year	17
Masters	T41
U.S. Open	T23
The Open Championship	CUT
PGA Championship	T2
THE PLAYERS	T2
Dell Technologies Match Play	T17
Bridgestone Invitational	T50
Mexico Championship	T48
HSBC Champions	T45
THE NORTHERN TRUST	T10
Dell Technologies Championship	T30
BMW Championship	T63

NATIONAL TEAMS: Presidents Cup (3), 2013, 2015, 2017; World Cup (1), 2011.



Rob Oppenheim (OPP-un-hime)

EXEMPT STATUS: 9th on 2017 Web.com Tour priority list
FULL NAME: Rob Oppenheim
HEIGHT: 5-10
WEIGHT: 165
BIRTHDATE: January 12, 1980
BIRTHPLACE: Salem, Massachusetts
RESIDENCE: Orlando, Florida
FAMILY: Wife, Lacey; Zoey (10/15/12), James (12/26/15)
EDUCATION: Rollins College (2002, Economics)
SPECIAL INTERESTS: Movies, running, all sports
TURNED PROFESSIONAL: 2002
JOINED TOUR: 2016
Web.com Tour Graduate (2015, 2017)

BEST PGA TOUR CAREER FINISH:
T8—2017 AT&T Pebble Beach Pro-Am.

WEB.COM TOUR VICTORIES (1):
2015 Air Capital Classic presented by Aetna.

2016-17 SEASON:
Finished the Web.com Tour season with 24 starts, two runner-ups and 19 cuts made. Was ninth in the final priority-ranking order. Secured his PGA TOUR card for the 2017-18 season with a fourth-place finish on the 2017 Web.com Tour Finals money list (excluding the 25)…Recorded his fourth consecutive top-20 finish in the Web.com Tour Finals with a tie for fifth at the Web.com Tour Championship…Missed a 12-foot birdie at the DAP Championship to force an extra playoff hole with Nicholas Lindheim after he holed a 35-foot birdie on the first playoff hole. Carded a final-round 3-under 67 to force a playoff with Lindheim and Chesson Hadley. Secured his PGA TOUR card for the 2017-18 season with the runner-up finish in Cleveland…Tied the round of the day with a 6-under 65 in the final round to vault into a tie for fifth at the News Sentinel Open, putting him on the bubble once again at No. 26 on the money list entering the final week of the Regular Season in Portland…Held a share of the 54-hole lead and promptly holed out from eagle on the first hole of the final round at the Utah Championship but failed to chip in at the last to force a playoff on his way to a runner-up finish…Recorded a T7 at the LECOM Health Challenge after posting 71-68 on the weekend…With rounds of 69-69-68-72, finished T8 at the AT&T Pebble Beach Pro-Am playing on a sponsor exemption. Marked his second career top-10 on the PGA TOUR. The top-10 earned him a spot in the following week's Genesis Open.

PERSONAL:
Winner of 2004 New Hampshire Open. 2008 Bangor Open. 2009 Massachusetts Open, 2009 New Hampshire Open…Biggest thrill in golf was helping Rollins College win the 2002 national championship and earning PGA TOUR card in the fall of 2015…Favorite college team is Boston College. Favorite professional team is the New England Patriots…Superstitions include a lucky ball marker…Favorite cities to visit are Las Vegas and Montreal. Favorite vacation spot is Pebble Beach near Monterey, California…Dream foursome would include his father, brother and grandfather…He says he was better at baseball than golf growing up…Items on his bucket list include traveling around the world…His charity work involves the Boys & Girls Club of America and the Dana Farber Cancer Institute Jimmy Fund…Favorite band is U2…Enjoys eating pizza and watching Tom Brady play quarterback.

PLAYER STATISTICS

MISCELLANEOUS PGA TOUR STATISTICS
Career PGA TOUR Low Round/Round: 65–2 times, most recent 2016 FedEx St. Jude Classic/2
Largest Career PGA TOUR Paycheck/Finish: $216,000–2017 AT&T Pebble Beach Pro–Am/T8
Career High FedExCup Rank: After 2016 World Golf Championships-Bridgestone Invitational/140
Career High Official World Rank: After 2017 Presidents Cup/220

PGA TOUR CAREER SUMMARY — PLAYOFF RECORD: 0-0

Year	Events Played	Cuts Made	1st	2nd	3rd	Top 10	Top 25	FedExCup Pts/ Rank	Earnings/ Rank
2006	2	1							$19,500/
2014	1								
2016	21	13				1	2	300/158	462,427/156
2017	4	2				1	1		224,190/
Total	28	16				2	3		706,117

WEB.COM TOUR

Year	Events Played	Cuts Made	1st	2nd	3rd	Top 10	Top 25	Earnings/Rank
2007	1							
2009	1							
2010	28	15				2	11	$149,165/43
2011	26	16				3	11	129,594/44
2012	26	14				4	7	132,065/42
2013	20	5					1	23,105/138
2014	14	5				1	4	63,509/79
2015	25	18	1			1	6	160,159/26
2016	4	3					2	1,888/201
2017	24	19		2		6	11	150,693/27
Total	169	95	1	2		17	53	1,030,567

*** Majors and World Golf Championships are considered official on multiple tours***

PGA TOUR TOP TOURNAMENT SUMMARY

Year	06	07	08	09	10	11	12	13	14	15	16
U.S. Open									CUT		T37

Greg Owen

EXEMPT STATUS: 142nd in 2016-17 FedExCup points
FULL NAME: Gregory Clive Owen
HEIGHT: 6-4
WEIGHT: 205
BIRTHDATE: February 19, 1972
BIRTHPLACE: Mansfield, Nottinghamshire, England
RESIDENCE: Windermere, Florida
FAMILY: Wife, Jacqueline; Lauren (6/19/02), Sophie (1/5/08)
SPECIAL INTERESTS: Sports, movies
TURNED PROFESSIONAL: 1992
Q SCHOOL: 2004
JOINED TOUR: 2005
Web.com Tour Graduate (2008, 2014)

BEST PGA TOUR CAREER FINISHES:

2—2006 Bay Hill Invitational Presented by MasterCard, 2015 FedEx St. Jude Classic, T2—2017 Sanderson Farms Championship, Barracuda Championship.

WEB.COM TOUR VICTORIES (1):

2014 United Leasing Championship.

INTERNATIONAL VICTORIES (3):

1996 Gosen Challenge [EurChall]. **2003** The Daily Telegraph Damovo British Masters [Eur]. **2004** World Sand Championship.

2016-17 SEASON:

Made the cut in just seven of 17 starts during the 2016-17 campaign, but managed two runner-up finishes. Ended the season No. 142 in the FedExCup standings…With 44 points through four rounds at the Barracuda Championship, earned a spot in a playoff with eventual-champion Chris Stroud and rookie Richy Werenski. Was eliminated after he was unable to match birdies carded on the first extra hole (No. 18) by Stroud and Werenski. Led the field during the week with 27 birdies. Carried a five-point lead into the final round…Not phased by a host of PGA TOUR rookies in the mix near the top of the leaderboard with him at the Sanderson Farms Championship, the TOUR veteran followed 5-under 67s in rounds one and two with a 70-68 finish on the weekend to claim a share of second place with Luke List and 2011 champion Chris Kirk at 16-under 272. Marked his third-career runner-up finish.

PERSONAL:

Was ranked as the No.1 tennis player in Nottinghamshire at age 13…Wife Jacqui was a national gymnast…Bucket list includes swimming with sharks and skydiving…Charity involvement includes working with Wish Upon a Star, which helps kids with trips and medication…Favorite food is pasta. Favorite athlete to watch is Usain Bolt.

PLAYER STATISTICS

MISCELLANEOUS PGA TOUR STATISTICS

Career PGA TOUR Low Round/Round: 63–2012 RBC Canadian Open/1
Largest Career PGA TOUR Paycheck/Finish: $648,000–2015 FedEx St. Jude Classic/2
Career High FedExCup Rank: After 2017 Sanderson Farms Championship/16
Career High Official World Rank: After 2006 Shell Houston Open/49

PGA TOUR CAREER SUMMARY — PLAYOFF RECORD: 0-1

Year	Events Played	Cuts Made	1st	2nd	3rd	Top 10	Top 25	FedExCup Pts/ Rank	Earnings/ Rank
1999	1								
2000	1	1							$11,843/
2001	1	1					1		43,630/
2002	2								
2003	2								
2005	24	19			1	3	9		1,352,878/57
2006	24	15		1		2	9		1,316,685/69
2007	29	11				1	2	1,321/156	426,601/157
2008	1								
2009	30	19				1	6	756/77	763,517/109
2010	27	10					2	184/177	268,835/183
2012	27	18				3	9	704/88	1,151,622/85
2013	24	13					4	336/134	442,198/145
2014	8	6					1	67/208	95,117/206
2015	19	9		1		2	5	608/104	1,180,794/83
2016	29	14				1	3	319/150	484,955/154
2017	17	7		2		2	3	314/142	738,711/134
Total	266	143		4	1	15	54		8,277,386

WEB.COM TOUR

Year	Events Played	Cuts Made	1st	2nd	3rd	Top 10	Top 25	Earnings/Rank
2008	17	14		2	3	7	10	$309,805/10
2011	23	14			1	2	7	121,259/52
2013	4	2				1	1	29,325/145
2014	12	7	1		1	3	4	143,631/27
2015	1	1					1	7,716/171
2016	3	2					1	23,000/150
2017	3	2					1	14,048/188
Total	63	42	1	2	5	13	25	723,310

*** Majors and World Golf Championships are considered official on multiple tours***

PGA TOUR TOP TOURNAMENT SUMMARY

Year	99	00	01	02	03	04	05	06	07	08	09	10	11
The Open Championship	CUT	T55	T23	CUT	CUT			T22					
PGA Championship				CUT	CUT		T47	CUT					
THE PLAYERS								T22	CUT			CUT	
THE NORTHERN TRUST											T15		
Dell Technologies Championship							T47	CUT			T61		

Year	12	13	14	15	16
The Open Championship	T54			T20	
THE PLAYERS		CUT			CUT
THE NORTHERN TRUST	T38			CUT	
Dell Technologies Championship	CUT				



Ryan Palmer

EXEMPT STATUS: Major Medical Extension
FULL NAME: Ryan Hunter Palmer
HEIGHT: 5-11
WEIGHT: 175
BIRTHDATE: September 19, 1976
BIRTHPLACE: Amarillo, Texas
RESIDENCE: Colleyville, Texas
FAMILY: Wife, Jennifer; Mason (1/28/07), Madelyn (8/19/09)

EDUCATION: Texas A&M University (2000, Recreation)
SPECIAL INTERESTS: Ryan Palmer Foundation, barbecuing, hunting, Dallas Cowboys and Texas A&M football
TURNED PROFESSIONAL: 2000
JOINED TOUR: 2004
Web.com Tour Graduate (2003)

PGA TOUR VICTORIES (3):

2004 FUNAI Classic at the WALT DISNEY WORLD Resort. **2008** Ginn sur Mer Classic. **2010** Sony Open in Hawaii.

WEB.COM TOUR VICTORIES (1):

2003 Clearwater Classic.

2016-17 SEASON:

Missed the fall portion of the 2016-17 season while his wife, Jennifer, underwent chemo treatments to treat Stage 2 breast cancer that was diagnosed in the summer of 2016. Went on to make the cut in half of his 20 starts during the season, highlighted by three top-10 finishes and a season-best fourth-place finish (with teammate Jordan Spieth) at the Zurich Classic of New Orleans. Finished the season No. 134 in the FedExCup standings. Will begin the 2017-18 season on a Major Medical Extension, with six events available to earn the necessary 29 points to equal No. 125 J.J. Henry's 365-point total from the 2017 FedExCup points list. Should he do so, will retain full eligibility through the end of the season…Finished T9 at the Barracuda Championship in his sixth start at the event, marking his third top-10 finish in Reno (T4-2008, T5-2009, T9-2017). With 38 points in the Modified Stableford format, finished six points shy of the 44 points needed to advance to the playoff, eventually won by Chris Stroud. Final round included nine birdies and just one bogey (No. 17)…Teamed with fellow Texan Jordan Spieth to finish fourth at 22-under in new two-man team, Foursomes/Four-ball format at the Zurich Classic of New Orleans. Was his second top-10 in nine appearances in the Crescent City (T4/2012)…Rebounded from an opening-round 2-over 74 at the Valero Texas Open with scores of 68-68-71 in rounds two through four, respectively, to finish T6 at 7-under 281 with three others. Made three birdies on his last five holes in the final round at TPC San Antonio to claim the top-10 finish…Followed his then-tournament-best round of 4-under 66 in round one of The Honda Classic with an even better 65 in round two to take a share of the 36-hole lead for the fifth time in his career. After opening in 9-under 131, failed to convert on the weekend with rounds of 73-75 to fall to T37.

PERSONAL:

Established a fund through the Northern Texas PGA to help junior golfers with financial needs pay for tournament fees or NTPGA membership dues. Nominations for recipients of a grant from the Ryan Palmer Foundation are funneled through the NTPGA. In November 2009, the Palmer Foundation gave $100,000 to The Children's Hospital at Northwest Texas Healthcare System in Amarillo, Texas, to build the Ryan Palmer Foundation Healing Garden, which includes a nine-hole putting green. He also donated $50 per birdie and $100 per eagle to the hospital in 2010 as a part of Birdies 4 "Brighter Smiles." The Ryan Palmer Foundation hosted the United Rentals Battle at the Byron on the Monday after the AT&T Byron Nelson to raise funds for the Brighter Smiles Initiative, which provides dental services for those kids who otherwise could not afford it. Website is ryanpalmerfoundation.org.

PLAYER STATISTICS

MISCELLANEOUS PGA TOUR STATISTICS

Career PGA TOUR Low Round/Round: 61–2015 Humana Challenge in partnership with the Clinton Foundation/2
Largest Career PGA TOUR Paycheck/Finish: $990,000–2010 Sony Open in Hawaii/1
Career High FedExCup Rank: After 2010 Bob Hope Classic/1
Career High Official World Rank: After 2015 Zurich Classic of New Orleans/23

PGA TOUR CAREER SUMMARY — PLAYOFF RECORD: 0-2

Year	Events Played	Cuts Made	1st	2nd	3rd	Top 10	Top 25	FedExCup Pts/ Rank	Earnings/ Rank
1998A	1								
2002	1								
2004	33	18	1	1		2	6		$1,592,344/37
2005	32	18		1	2	3	7		1,280,002/60
2006	30	20		1		4	8		1,092,853/84
2007	30	15			1	1	1	85,525/134	524,988/144
2008	22	12	1			3	7	96,773/94	1,453,183/68
2009	26	13				1	4	324/134	454,510/150
2010	27	15	1	1		5	9	595/23	2,985,296/17
2011	24	18		1		3	8	1,159/53	1,850,530/47
2012	24	16			1	4	10	1,070/55	1,501,215/58
2013	22	17				4	6	823/71	1,521,592/59
2014	23	20		2		8	10	730/14	2,924,300/24
2015	22	18		1		5	11	1,386/38	1,974,523/45
2016	23	20			1	3	10	1,545/34	1,794,141/54
2017	20	10				3	4	336/134	772,560/129
Total	360	230	3	8	5	49	101		21,722,037

WEB.COM TOUR

Year	Events Played	Cuts Made	1st	2nd	3rd	Top 10	Top 25	Earnings/Rank
2003	24	18	1		3	6	10	$286,066/6
2004	1	1						1,440/343
2008	5	2				1	2	28,455/132
Total	30	21	1		3	7	12	315,961

*** Majors and World Golf Championships are considered official on multiple tours***

PGA TOUR TOP TOURNAMENT SUMMARY

Year	98	99	00	01	02	03	04	05	06	07	08	09	10
Masters								T39					CUT
U.S. Open	CUT									CUT			
PGA Championship								T47	T49			CUT	T33
THE PLAYERS								CUT	CUT	T75		CUT	CUT
Bridgestone Invitational								T3					2
Mexico Championship													T45
HSBC Champions													T46
THE NORTHERN TRUST											T62		T5
Dell Technologies Championship											T50		T11
BMW Championship													T43
TOUR Championship													28

Year	11	12	13	14	15	16	17
Masters	10	CUT			T33		
U.S. Open	T21		CUT	CUT	T52		CUT
The Open Championship	T30			T58	T30	T30	
PGA Championship	T19	CUT	T47	T5	CUT	T42	
THE PLAYERS	CUT	CUT	T5	T59	CUT	T23	CUT
Dell Technologies Match Play	T17				T52		
Bridgestone Invitational					T70		
Mexico Championship	T49				T12		
HSBC Champions					T22		
THE NORTHERN TRUST	T43	T24	T66	T74	T6	T13	
Dell Technologies Championship	T61	CUT	CUT	T16	T65	T24	
BMW Championship	T49	T45		T4	T23	T4	
TOUR Championship				7			

Rod Pampling (PAM-pling)

EXEMPT STATUS: 2016-17 tournament winner (through 2018-19)
FULL NAME: Rodney Pampling
HEIGHT: 5-10
WEIGHT: 175
BIRTHDATE: September 23, 1969
BIRTHPLACE: Redcliffe, Queensland, Australia
RESIDENCE: Double Oak, Texas
FAMILY: Wife, Angela; Samuel, Willa, Eli
SPECIAL INTERESTS: Sports, cars, fishing, hunting
TURNED PROFESSIONAL: 1994
JOINED TOUR: 2002
Web.com Tour Graduate (2001, 2015, 2016)

PGA TOUR VICTORIES (3):

2004 The INTERNATIONAL. **2006** Bay Hill Invitational Presented by MasterCard. **2017** Shriners Hospitals for Children Open.

WEB.COM TOUR VICTORIES (1):

2015 BMW Charity Pro-Am.

INTERNATIONAL VICTORIES (2):

1999 Canon Challenge [Aus]. **2008** Australian Masters [Aus].

2016-17 SEASON:

Made the cut in 13 of 22 starts during the 2016-17 season, with his season highlighted by his victory at the Shriners Hospitals for Children Open and his first FedExCup Playoffs appearance since the 2012 season. Ended the season No. 74 in the FedExCup standings…Finished the season with a 79th-place finish at the Dell Technologies Championship… In his third start of the season, opened with a PGA TOUR career-low 60 at the Shriners Hospitals for Children Open. Held the lead through the first two rounds before entering the final round one shot back of Lucas Glover. Captured his third career victory with a 32-foot birdie putt on the final hole to win by two shots over Brooks Koepka. With the win, became the oldest winner of the Shriners Hospitals for Children Open at the age of 47 years, 1 month, 14 days, ending a streak of five consecutive winners under the age of 30. Marked 10 years, 7 months, 19 days since his last victory at the 2006 Arnold Palmer Invitational presented by Mastercard. Pampling became the oldest player to win on the PGA TOUR since Davis Love III captured his 21st win at the 2015 Wyndham Championship, and the oldest winner of the 2016-17 season.

PERSONAL:

Began playing primarily in the United States beginning in 2000 when the Aussie relocated to Flower Mound, Texas…Wife, Angela, is a clinical psychologist. "She gets to see everything I do out there. I'm kind of lucky. I have a psychologist out there 24 hours a day. She doesn't lie. I can't kid myself." Worked as a golf course superintendent…If he weren't in golf he would be a race-car driver… He accepts questions and comments at rodpampling@inter-sport.com.au.

PLAYER STATISTICS

MISCELLANEOUS PGA TOUR STATISTICS

Career PGA TOUR Low Round/Round: 60–2017 Shriners Hospitals for Children Open/1
Largest Career PGA TOUR Paycheck/Finish: $1,188,000–2017 Shriners Hospitals for Children Open/1
Career High FedExCup Rank: After 2017 Shriners Hospitals for Children Open/4
Career High Official World Rank: After 2006 the Memorial Tournament/22

PGA TOUR CAREER SUMMARY — PLAYOFF RECORD: 0-0

Year	Events Played	Cuts Made	1st	2nd	3rd	Top 10	Top 25	FedExCup Pts/ Rank	Earnings/ Rank
1999	6	3							$17,476/263
2001	1								
2002	29	19				3	11		776,903/89
2003	27	16			1	5	9		1,064,974/68
2004	26	22	1			2	10		1,737,725/31
2005	26	21				6	10		1,613,815/48
2006	24	21	1		1	6	9		2,664,673/17
2007	25	22			1	2	9	92,446/53	1,475,970/62
2008	28	14		1	1	5	10	96,510/98	1,702,952/47
2009	23	15				3	7	592/92	956,897/94
2010	26	12					2	275/151	299,264/180
2011	21	14				2	6	385/119	668,768/124
2012	26	17				1	4	505/107	620,893/127
2013	16	7						109/194	110,451/200
2014	7	4				1	1	74/203	154,051/193
2015	10	6				1	2	138/192	189,055/191
2016	18	9						122/195	142,433/201
2017	22	13	1			1	2	660/74	1,539,422/73
Total	361	235	3	1	4	38	92		15,735,723

WEB.COM TOUR

Year	Events Played	Cuts Made	1st	2nd	3rd	Top 10	Top 25	Earnings/Rank
1997	5							
1998	1							
1999	3							
2000	24	8					3	$25,591/121
2001	26	21		3	2	9	14	306,573/4
2013	6	5				1	3	20,675/147
2014	16	11		1		2	5	101,411/38
2015	13	10	1			3	5	186,632/17
2016	3	3				1	3	52,033/97
Total	97	58	1	4	2	16	33	741,093

*** Majors and World Golf Championships are considered official on multiple tours***

PGA TOUR TOP TOURNAMENT SUMMARY

Year	99	00	01	02	03	04	05	06	07	08	09	10	11
Masters							T5	T16	T37				
U.S. Open					CUT		CUT	T32	CUT	T14	CUT		
The Open Championship	CUT					T27	T78	T35	T27	CUT	CUT		
PGA Championship					T14	T55	CUT	CUT	T42	CUT	CUT		
THE PLAYERS					CUT	T58	T27	CUT	T44	CUT	T79	CUT	
Dell Technologies Match Play							T33	T33	T17	T9	T33		
Bridgestone Invitational						T14	T13	T45	T14	T56			
Mexico Championship	T37						T41	T38	T28		T9		
HSBC Champions											T40		
THE NORTHERN TRUST									T35	CUT	T41		CUT
Dell Technologies Championship									T41	CUT	CUT		
BMW Championship									T38				

Year	12	13	14	15	16	17
Masters						CUT
U.S. Open	70		CUT			
The Open Championship				CUT	CUT	
PGA Championship						CUT
THE PLAYERS	T56					T48
Bridgestone Invitational						T74
THE NORTHERN TRUST	T46					T54
Dell Technologies Championship						79



C.T. Pan

EXEMPT STATUS: 88th in 2016-17 FedExCup points
FULL NAME: Cheng Tsung Pan
HEIGHT: 5-6
WEIGHT: 145
BIRTHDATE: November 12, 1991
BIRTHPLACE: Miaoli, Taiwan
RESIDENCE: Bellevue, Washington
FAMILY: Wife, Ying-Chun Lin (Michelle)

EDUCATION: University of Washington (2015, Communications)
SPECIAL INTERESTS: Movies, tennis
TURNED PROFESSIONAL: 2015
JOINED TOUR: 2016-17
Web.com Tour Graduate (2016)

BEST PGA TOUR CAREER FINISH:

T2—2017 Farmers Insurance Open.

PGA TOUR CANADA VICTORIES (2):

2015 The Players Cup, Cape Breton Celtic Classic presented by PC Financial.

2016-17 SEASON:

Rookie season included 14 made cuts in 29 starts, with a runner-up finish at the Farmers Insurance Open the best of his three top-10 finishes. Concluded the season No. 88 in the FedExCup, one of 12 rookies to advance to the FedExCup Playoffs…Advanced to the second FedExCup Playoffs event, finishing the season with a T47 at the Dell Technologies Championship…In his second start in the Travelers Championship, finished T8, his third top-10 of the season. The top-10 came after six missed cuts in his last seven starts…In his first start at the Farmers Insurance Open, posted scores of 70-69-69-70--278 (-10) to become one of just three players to shoot four sub-par scores at Torrey Pines (Ollie Schniederjans, Robert Streb). His 10-under 278 was good for a T2 finish with Charles Howell III…Making his fifth start of the season, cracked the top 10 for the first time in his career (10 starts) with a T6 at The RSM Classic. After opening with a 6-under 66 on the Seaside Course, came back with a PGA TOUR career-low 64 on the Plantation Course on Friday to set the stage for the top-10 finish.

PERSONAL:

Youngest of six children (four sisters and one brother)…Introduced to golf when he was 5 by his mother who was a caddy at a local Taiwanese golf course…Attended IMG Academies in Bradenton, Fla…Favorite professional team is the Seattle Seahawks…Dream foursome would include Luke Donald, Adam Scott and Gary Player…Served in the Taiwanese Military in August of 2015.

PLAYER STATISTICS

MISCELLANEOUS PGA TOUR STATISTICS

Career PGA TOUR Low Round/Round: 64–2 times, most recent 2017 Travelers Championship/3
Largest Career PGA TOUR Paycheck/Finish: $589,600–2017 Farmers Insurance Open/T2
Career High FedExCup Rank: After 2017 Farmers Insurance Open/18
Career High Official World Rank: After 2017 Farmers Insurance Open/110

PGA TOUR CAREER SUMMARY — PLAYOFF RECORD: 0-0

Year	Events Played	Cuts Made	1st	2nd	3rd	Top 10	Top 25	FedExCup Pts/ Rank	Earnings/ Rank
2011A	1								
2013A	1	1							
2014A	1								
2015	2	2					1		$65,056/
2017	29	14		1		3	4	594/88	1,267,649/87
Total	34	17		1		3	5		1,332,705

WEB.COM TOUR

Year	Events Played	Cuts Made	1st	2nd	3rd	Top 10	Top 25	Earnings/Rank
2016	22	16		1		7	12	$204,075/11
Total	22	16		1		7	12	233,950

*** Majors and World Golf Championships are considered official on multiple tours***

PGA TOUR TOP TOURNAMENT SUMMARY

Year	11	12	13	14	15	16	17
U.S. Open	CUT		T45		T64		CUT
The Open Championship				CUT			
THE NORTHERN TRUST							T49
Dell Technologies Championship							T47

NATIONAL TEAMS: Eisenhower Trophy (2), 2006, 2014; Summer Olympics (1), 2016; World Cup (1), 2016.

Cameron Percy

EXEMPT STATUS: 144th in 2016-17 FedExCup points
FULL NAME: Cameron Blair Percy
HEIGHT: 6-0
WEIGHT: 180
BIRTHDATE: May 5, 1974
BIRTHPLACE: Chelsea, Victoria, Australia
RESIDENCE: Raleigh, North Carolina

FAMILY: Wife, Katie; Liam (6/1/06), Ashton (9/21/08), Tyler (7/23/11)
SPECIAL INTERESTS: Horses, movies, greyhound racing, American politics
TURNED PROFESSIONAL: 1998
JOINED TOUR: 2010
Web.com Tour Graduate (2009, 2012, 2014, 2016)

BEST PGA TOUR CAREER FINISH:

T2—2010 Justin Timberlake Shriners Hospitals for Children Open.

WEB.COM TOUR VICTORIES (1):

2014 Price Cutter Charity Championship presented by Dr Pepper.

INTERNATIONAL VICTORIES (5):

1997 Tasmanian Open [Aus]. **1998** Tasmanian Open [Aus]. **2005** Victorian PGA Championship [Aus]. **2006** Queensland PGA Championship [Aus]. **2006** Queensland Masters [Aus].

2016-17 SEASON:

Made the cut in 14 of 23 starts on the PGA TOUR, with his lone top-10 finish coming at the AT&T Pebble Beach Pro-Am (T10). Finished the season No. 144 in the FedExCup standings. Made five starts on the Web.com Tour, recording two top-10s and four cuts made. Ended the Finals at 29th on the money list (excluding the 25)…Finished T10 at the AT&T Pebble Beach Pro-Am for his first top-10 on TOUR since finishing T10 at the 2015 AT&T Byron Nelson. Highlighted by a second-round 5-under 66 at Monterey Peninsula Country Club, posted his first top-10 in six starts at Pebble Beach.

PERSONAL:

Growing up, played every other sport but golf including Aussie rules, cricket, tennis, soccer and basketball. Did not start playing golf until age 15, using an old set of his grandmother's clubs…Non-golf related jobs include working as a sports reporter and a bartender…Lists qualifying for the 2003 Open Championship with wife, Katie, on the bag, as his biggest thrill in golf…Lists Peter Daicos (Australian football legend) as his hero…Favorite golf course played is St. Andrews…Favorite professional team is the Collingwood Football Club. Favorite book is Confessions of an Economic Hitman. Favorite food is steak.

PLAYER STATISTICS

MISCELLANEOUS PGA TOUR STATISTICS

Career PGA TOUR Low Round/Round: 62–2010 Justin Timberlake Shriners Hospitals for Children Open/3
Largest Career PGA TOUR Paycheck/Finish: $378,400–2010 Justin Timberlake Shriners Hospitals for Children Open/T2
Career High FedExCup Rank: After 2015 Frys.com Open/26
Career High Official World Rank: After 2010 SBS Championship/182

PGA TOUR CAREER SUMMARY — PLAYOFF RECORD: 0-1

Year	Events Played	Cuts Made	1st	2nd	3rd	Top 10	Top 25	FedExCup Pts/ Rank	Earnings/ Rank
2003	1								
2010	25	11		1		1	3	206/168	$620,262/145
2011	12	7				1	3	161/177	290,319/176
2013	21	13					1	230/158	277,336/169
2015	23	13				1	4	361/150	575,943/151
2016	15	10					2	258/168	313,456/174
2017	23	14				1	6	291/144	623,694/145
Total	120	68		1		4	19		2,701,010

WEB.COM TOUR

Year	Events Played	Cuts Made	1st	2nd	3rd	Top 10	Top 25	Earnings/Rank
2003	4	1					1	$10,542/190
2004	2	1						1,650/324
2005	20	12				2	5	68,658/73
2006	6	1						2,160/258
2007	2	1					1	6,126/225
2008	20	12		1		3	4	110,293/62
2009	22	17		2	1	8	14	320,715/8
2011	10	7					4	34,109/116
2012	24	15		3		5	9	256,238/13
2013	4	1						5,600/231
2014	20	13	1		1	4	5	217,347/14
2015	4	2						8,626/206
2016	5	3				2	2	28,600/121
2017	5	4				2	3	20,258/137
Total	148	90	1	6	2	26	48	1,162,635

*** Majors and World Golf Championships are considered official on multiple tours***

PGA TOUR TOP TOURNAMENT SUMMARY

Year	03	04	05	06	07	08	09	10
The Open Championship	CUT							CUT

Pat Perez

EXEMPT STATUS: 2016-17 tournament winner (through 2018-19)
FULL NAME: Patrick Perez
HEIGHT: 6-0
WEIGHT: 190
BIRTHDATE: March 1, 1976
BIRTHPLACE: Phoenix, Arizona
RESIDENCE: Scottsdale, Arizona

FAMILY: Wife, Ashley
EDUCATION: Arizona State University
SPECIAL INTERESTS: ATVs, motorcycles, baseball, football (San Diego Chargers), wine
TURNED PROFESSIONAL: 1997
Q SCHOOL: 2001
JOINED TOUR: 2002
Web.com Tour Graduate (2001)

PGA TOUR VICTORIES (2):

2009 The 50th Bob Hope Classic hosted by Arnold Palmer.
2017 OHL Classic at Mayakoba.

WEB.COM TOUR VICTORIES (1):

2000 Ozarks Open.

OTHER VICTORIES (1):

2002 Champions Challenge [with John Daly].

2016-17 SEASON:

Claimed five top-10 finishes in 22 starts through the Wyndham Championship, highlighted by first-, second- and third-places finishes. Claimed his second career PGA TOUR title at the OHL Classic at Mayakoba. Advanced through all four FedExCup Playoffs events, before finishing the season at No. 15 in the FedExCup standings, a career-best…In his first start at the TOUR Championship, posted rounds of 68-68-72-68--277 (-3) to finish 16th. With a T6 finish at the Dell Technologies Championship (six strokes behind champion Justin Thomas), posted his sixth top-10 of the season. Cracked the top 10 for the first time in 12 starts at TPC Boston, with a T21 in 2008 his previous-best finish. Moved to No. 10 in the FedExCup standings heading to the BMW Championship, having assured his first-ever trip to the 30-player TOUR Championship. Start at TPC Boston was his 400th overall on the PGA TOUR…Finished runner-up with Dustin Johnson at the Wells Fargo Championship…At the Farmers Insurance Open in his boyhood hometown of San Diego, overcame a 2-over 74 at Torrey Pines in round two with weekend scores of 67-70 on the South Course to finish at 9-under 279 with four others. The finish came in his 16th consecutive start in the event and marked his second top-five finish since 2014 (T2)…Making his second SBS Tournament of Champions start (T10 in 2010), closed with a 6-under 67 to T3 with Jordan Spieth and Ryan Moore, six strokes behind champion Justin Thomas…Posted a 9-under 62 in round three of the OHL Classic at Mayakoba en route to a 21-under 263 total, good for a two-stroke win over 54-hole leader Gary Woodland. In relation to par, his 9-under 62 in round three tied the 18-hole tournament record, set by Roland Thatcher in round three of 2008 (9-under 61). His 62-67—129 total in rounds three and four round became the lowest final 36 holes in tournament history. The win came 182 starts after his first PGA TOUR title at the 2009 CareerBuilder Challenge…In just his second start back since February following a shoulder injury, finished T7 in the Shriners Hospitals for Children Open for his first top-10 finish since a T4 at the 2014 AT&T Pebble Beach Pro-Am. Marked his first top-10 in Las Vegas in 11 starts.

PERSONAL:

Brother Mike played on the Web.com Tour in 2002 and 2006 and was a participant on Golf Channel's "Big Break Disney Golf" in 2009. They were the only brothers to play in the 2001 Qualifying Tournament finals at Bear Lakes CC in West Palm Beach, Fla…Website is patperezgolf.com…Took part in a charity fundraising event in 2009 for the Ten Rainbows Foundation to help raise funds for underprivileged children and families…Married Ashley Pendley on New Year's Eve 2015…In 2016, teamed up with sports-comedy online platform The Kicker for music video "Irons Aren't Metal."

PLAYER STATISTICS

MISCELLANEOUS PGA TOUR STATISTICS
Career PGA TOUR Low Round/Round: 60–2006 Bob Hope Chrysler Classic/1
Largest Career PGA TOUR Paycheck/Finish: $1,260,002–2017 OHL Classic at Mayakoba/1
Career High FedExCup Rank: After 2018 THE CJ CUP NINE BRIDGES/1
Career High Official World Rank: After 2018 THE CJ CUP NINE BRIDGES/18

PGA TOUR CAREER SUMMARY — PLAYOFF RECORD: 0-0

Year	Events Played	Cuts Made	1st	2nd	3rd	Top 10	Top 25	FedExCup Pts/ Rank	Earnings/ Rank
2002	30	14		2		6	10		$1,451,726/40
2003	33	16				2	5		578,141/117
2004	32	18			1	1	7		723,724/111
2005	28	18				4	9		1,258,087/62
2006	19	9			1	1	4		719,507/117
2007	27	16			1	6	11	93,184/44	1,678,295/52
2008	27	21				6	12	97,850/71	1,756,038/43
2009	22	16	1			2	6	1,233/46	1,720,360/49
2010	27	18				3	7	581/90	947,588/101
2011	24	15		1		4	7	751/75	1,295,253/73
2012	23	18				1	9	1,073/54	1,064,053/94
2013	22	14				4	6	549/98	974,800/84
2014	25	18		1		3	7	682/98	1,314,497/82
2015	26	22				2	11	1,287/45	1,588,664/63
2016	11	3						34/222	47,840/221
2017	26	22	1	1	1	6	14	596/15	4,361,400/11
Total	402	258	2	5	4	51	125		21,480,558

WEB.COM TOUR

Year	Events Played	Cuts Made	1st	2nd	3rd	Top 10	Top 25	Earnings/Rank
2000	19	11	1		1	4	5	$148,094/26
2001	26	16			1	5	10	124,818/32
Total	45	27	1		2	9	15	272,912

*** Majors and World Golf Championships are considered official on multiple tours***

PGA TOUR TOP TOURNAMENT SUMMARY

Year	02	03	04	05	06	07	08	09	10	11	12	13	14
Masters		T45						CUT					
U.S. Open	CUT		T40			CUT	T36						
The Open Championship				T67		T20	CUT						
PGA Championship	70			T6	CUT	T18	T58	CUT			T21		T47
THE PLAYERS		CUT	CUT	T32	T3	CUT	T42	T68	CUT	CUT	T25	CUT	T48
Dell Technologies Match Play							T33	T17					
Bridgestone Invitational								T22					
Mexico Championship								T35					
HSBC Champions								T10					
THE NORTHERN TRUST						CUT	CUT	CUT	T60	WD	T38	CUT	CUT
Dell Technologies Championship						WD	T21	T27	CUT	T61	T26	T70	WD
BMW Championship						T18		T49			T45		

Year	15	16	17
Masters			T18
U.S. Open			CUT
The Open Championship			CUT
PGA Championship	CUT		T28
THE PLAYERS	T17		T22
Dell Technologies Match Play			T17
Bridgestone Invitational			69
Mexico Championship			T38
THE NORTHERN TRUST	T20		T34
Dell Technologies Championship	T29		T6
BMW Championship	T45		T12
TOUR Championship			16

John Peterson

EXEMPT STATUS: Major Medical Extension
FULL NAME: John Herring Peterson
HEIGHT: 5-11
WEIGHT: 175
BIRTHDATE: April 18, 1989
BIRTHPLACE: Fort Worth, Texas
RESIDENCE: Fort Worth, Texas
FAMILY: Wife, Amanda; Luke William (10/13/17)

EDUCATION: Louisiana State University
SPECIAL INTERESTS: Hunting, college football, anything LSU-related, skiing
TURNED PROFESSIONAL: 2011
JOINED TOUR: 2013-14
Web.com Tour Graduate (2013, 2014)

BEST PGA TOUR CAREER FINISH:

T4—2012 U.S. Open.

2016-17 SEASON:

Will once again enter the season on a Major Medical Extension, with eight starts remaining during the 2017-18 season to earn 274 FedExCup points or $375,165 to remain exempt through the remainder of the season. Made the cut in seven of 15 starts during the 2016-17 campaign, with a T12 at the Waste Management Phoenix Open the best of his three top-25 finishes. Ended the season No. 174 in the FedExCup standings. Competed in all four Web.com Tour Finals with two MCs and a WD from the Web.com Tour Championship.

PERSONAL:

His mother, Jan, is a graduate of LSU and two of his siblings also attended LSU.

PLAYER STATISTICS

MISCELLANEOUS PGA TOUR STATISTICS

Career PGA TOUR Low Round/Round: 63–2017 Waste Management Phoenix Open/3
Largest Career PGA TOUR Paycheck/Finish: $276,841–2012 U.S. Open/T4
Career High FedExCup Rank: After 2014 Frys.com Open/18
Career High Official World Rank: After 2014 PGA Grand Slam of Golf/129

PGA TOUR CAREER SUMMARY — PLAYOFF RECORD: 0-0

Year	Events Played	Cuts Made	1st	2nd	3rd	Top 10	Top 25	FedExCup Pts/ Rank	Earnings/ Rank
2012	9	6				1	1		$327,091/
2013	6	5				1	1		259,679/
2014	25	7					3	170/179	238,230/179
2015	25	19					7	588/105	779,509/121
2016	3	1						1/247	13,020/243
2017	15	7					3	153/174	329,705/175
Total	83	45				2	15		1,947,234

WEB.COM TOUR

Year	Events Played	Cuts Made	1st	2nd	3rd	Top 10	Top 25	Earnings/Rank
2011A	1	1		1		1	1	
2011	1	1					1	$4,520/220
2013	18	16		1	3	6	13	134,569/30
2014	4	3		1		1	2	130,592/41
2016	2	2					1	1,846/204
2017	4	2						2,470/254
Total	30	25		3	3	8	18	518,496

*** Majors and World Golf Championships are considered official on multiple tours***

PGA TOUR TOP TOURNAMENT SUMMARY

Year	12	13	14	15
Masters		60		
U.S. Open	T4	T67		
THE PLAYERS			T59	
THE NORTHERN TRUST				CUT



Carl Pettersson (PEET-er-son)

EXEMPT STATUS: Past Champion
FULL NAME: Carl Pettersson
HEIGHT: 5-11
WEIGHT: 195
BIRTHDATE: August 29, 1977
BIRTHPLACE: Gothenburg, Sweden
RESIDENCE: Raleigh, North Carolina
FAMILY: Wife, DeAnna; Carlie (9/13/04), Chase (7/29/07)
EDUCATION: North Carolina State University
SPECIAL INTERESTS: Sports
TURNED PROFESSIONAL: 2000
Q SCHOOL: 2002
JOINED TOUR: 2003

PGA TOUR VICTORIES (5):

2005 Chrysler Championship. **2006** the Memorial Tournament. **2008** Wyndham Championship. **2010** RBC Canadian Open. **2012** RBC Heritage.

INTERNATIONAL VICTORIES (1):

2002 Algarve Open de Portugal [Eur].

2016-17 SEASON:

Made six cuts in 27 starts, highlighted by a T16 at the Valero Texas Open. Failed to advance to the FedExCup Playoffs for the second straight year and will play out of the Past Champion category in 2017-18.

PERSONAL:

Took up golf at age 10 near course where he lived in Gothenburg, Sweden…Father, Lars, a low-handicap golfer, was an executive for Volvo Trucks Division, resulting in the family living in England between ages 10-14, then moving to Greensboro, N.C., for his last two years of high school when the company transferred his father. Was the 1996 state 4A medalist for Grimsley High School. Now lives in Raleigh where he attended college.

PLAYER STATISTICS

MISCELLANEOUS PGA TOUR STATISTICS

Career PGA TOUR Low Round/Round: 60–2010 RBC Canadian Open/3
Largest Career PGA TOUR Paycheck/Finish: $1,035,000–2006 the Memorial Tournament/1
Career High FedExCup Rank: After 2012 Zurich Classic of New Orleans/4
Career High Official World Rank: After 2006 U.S. Bank Championship in Milwaukee/23

PGA TOUR CAREER SUMMARY — PLAYOFF RECORD: 0-0

Year	Events Played	Cuts Made	1st	2nd	3rd	Top 10	Top 25	FedExCup Pts/ Rank	Earnings/ Rank
2002	3	2							$21,728/
2003	26	15		1		1	6		977,076/74
2004	28	22			1	7	11		1,367,962/51
2005	34	20	1	1		3	9		1,993,851/31
2006	28	20	1			6	12		2,647,982/18
2007	31	25				6	13	93,572/38	2,040,938/34
2008	29	25	1			5	14	107,394/21	2,512,538/21
2009	29	15				1	3	258/154	564,605/136
2010	29	20	1			4	7	1,332/40	1,934,465/39
2011	27	21				5	9	1,284/48	1,540,723/52
2012	26	20	1	2	1	6	10	613/24	3,538,656/13
2013	24	19				1	3	516/107	738,143/110
2014	28	17			1	4	8	1,173/63	1,348,393/79
2015	32	21				3	5	809/77	1,186,763/82
2016	22	5						48/214	66,986/213
2017	27	6					1	74/205	164,621/206
Total	423	273	5	4	3	52	111		22,645,429

*** Majors and World Golf Championships are considered official on multiple tours***

PGA TOUR TOP TOURNAMENT SUMMARY

Year	02	03	04	05	06	07	08	09	10	11	12	13	14
Masters					T27	T52		CUT		CUT		61	
U.S. Open				CUT	CUT	T17	T6	T36			CUT	T41	
The Open Championship	T43		T57		T8	T45		CUT			T23	T54	
PGA Championship	CUT	CUT	54		CUT		T47	CUT	T24		T3	CUT	
THE PLAYERS			CUT	CUT	T8	T28	T51	WD		T33	T10	T68	CUT
Dell Technologies Match Play		T33			T17	T33						T17	
Bridgestone Invitational					T27	T30		T36			28	70	
Mexico Championship	T54				T17	T35		T35				T49	
HSBC Champions									T39		T16		
THE NORTHERN TRUST						T72	T48		CUT	T32	T24	T54	CUT
Dell Technologies Championship						CUT	T21		CUT	T37	T57		T9
BMW Championship						T10	T33		T30	T16	69		T31
TOUR Championship							21				T20		

Year	15	16
The Open Championship	CUT	
PGA Championship	T75	
THE PLAYERS	WD	CUT
THE NORTHERN TRUST	CUT	
Dell Technologies Championship	T44	

NATIONAL TEAMS: Eisenhower Trophy (1), 2000; World Cup (2), 2002, 2006.



Scott Piercy

EXEMPT STATUS: 98th in 2016-17 FedExCup points
FULL NAME: Scott Piercy
HEIGHT: 6-0
WEIGHT: 185
BIRTHDATE: November 6, 1978
BIRTHPLACE: Las Vegas, Nevada
RESIDENCE: Las Vegas, Nevada
FAMILY: Wife, Sara; Cole, Brennan, Jett

EDUCATION: San Diego State University (2001, Public Administration)
SPECIAL INTERESTS: Spending time with family, cars
TURNED PROFESSIONAL: 2001
JOINED TOUR: 2009
Web.com Tour Graduate (2008)

PGA TOUR VICTORIES (3):

2011 Reno-Tahoe Open. **2012** RBC Canadian Open. **2015** Barbasol Championship.

WEB.COM TOUR VICTORIES (2):

2008 Preferred Health Systems Wichita Open, Northeast Pennsylvania Classic.

2016-17 SEASON:

Made the cut in 14 of 22 starts during the 2016-17 season, with a T3 at the season-opening Safeway Open the best of his four top-10 finishes. Ended the season No. 98 in the FedExCup standings…Made his last start of the season at the Travelers Championship in late June, finishing in 85th place…Opened with rounds of 68-66 to add his name to a DEAN & DELUCA Invitational record four co-leaders after 36 holes. Closed with rounds of 72-68 to finish T7, his first top-10 in six starts at Colonial. Marked his fourth top-10 of the season, just one shy of his career-high five top-10s during the 2014-15 Season…Opened with scores of 65-66-66--197 (-16) to find himself within two strokes of the lead at the OHL Classic at Mayakoba. A double bogey at the 72nd hole resulted in a 1-under 70 on Sunday at El Camaleon GC and a T4 finish with Chez Reavie and Kevin Streelman at 17-under 267. One of three players with three top-10s through the first five weeks of the season…While the Las Vegas native did not contend in the Shriners Hospitals for Children Open, finishing T24, the tournament presented him with a cake after the final round to celebrate his 38th birthday which fell on Sunday…Opened the CIMB Classic with a pair of 4-under 68s en route to his second straight top-10 showing, a T10 at 13-under 275…Opened the first event of the season, the Safeway Open, with 12 birdies en route to a course-record 62, breaking tournament-host Johnny Miller's previous record of 63 set in 1976. Held the solo lead through the first two rounds in the weather-delayed event, but faltered with a third-round 73. Closed with a 2-under 70 to claim a share of third place at 16-under.

PERSONAL:

Helped lead his high school to two state championships in soccer…Listens to hip-hop and R&B while warming up…Loves classic cars.

PLAYER STATISTICS

MISCELLANEOUS PGA TOUR STATISTICS

Career PGA TOUR Low Round/Round: 61–2 times, most recent 2013 Waste Management Phoenix Open/4
Largest Career PGA TOUR Paycheck/Finish: $1,018,000–2016 World Golf Championships–Bridgestone Invitational/2
Career High FedExCup Rank: After 2017 Safeway Open/3
Career High Official World Rank: After 2016 RBC Canadian Open/25

PGA TOUR CAREER SUMMARY — PLAYOFF RECORD: 0-0

Year	Events Played	Cuts Made	1st	2nd	3rd	Top 10	Top 25	FedExCup Pts/ Rank	Earnings/ Rank
2003	1								
2004	1								
2005	4	3							$47,140/
2006	6	4					1		132,042/
2007	6								
2008	2	1							7,630/
2009	28	16				2	8	683/88	1,032,716/90
2010	28	15				2	6	380/125	676,432/136
2011	23	16	1			3	5	885/69	1,250,957/75
2012	28	19	1		1	4	14	483/27	2,699,205/27
2013	24	16			1	4	9	1,193/49	1,830,084/39
2014	12	7					4	238/166	411,635/155
2015	28	18	1	1	1	5	9	432/22	2,780,027/27
2016	24	20		2		3	12	1,497/37	2,905,349/29
2017	22	14			1	4	6	532/98	1,317,452/81
Total	237	149	3	3	4	27	74		15,090,669

WEB.COM TOUR

Year	Events Played	Cuts Made	1st	2nd	3rd	Top 10	Top 25	Earnings/Rank
2001	1							
2003	4	3					1	$9,396/197
2004	1							
2007	1							
2008	19	14	2	1		4	6	320,187/9
2010	1							
2011	3							
2014	2	1					1	13,750/160
Total	32	18	2	1		4	8	343,333

*** Majors and World Golf Championships are considered official on multiple tours***

PGA TOUR TOP TOURNAMENT SUMMARY

Year	05	06	07	08	09	10	11	12	13	14	15	16	17
Masters									T54			T29	CUT
U.S. Open				CUT			T51	CUT	CUT			T2	CUT
The Open Championship									CUT			CUT	
PGA Championship							T26	T48	T5	CUT	T48	CUT	
THE PLAYERS					T22	CUT		CUT	CUT		CUT	T23	CUT
Dell Technologies Match Play									T9	T33		T18	T58
Bridgestone Invitational								T19	T59			2	
Mexico Championship									T25			T17	T32
HSBC Champions								T2		T21		T35	T63
THE NORTHERN TRUST					CUT	CUT	T13	CUT	T43		T62	T22	
Dell Technologies Championship					T36		T74	T64	T13		CUT	T53	
BMW Championship							T65	T37	T69		3	T24	
TOUR Championship								T15			25		



Thomas Pieters (PEE-turs)

EXEMPT STATUS: Top 125 Non-Member
FULL NAME: Thomas Pieters
HEIGHT: 6-5
WEIGHT: 187
BIRTHDATE: January 27, 1992
BIRTHPLACE: Antwerp, Belgium
RESIDENCE: Antwerp, Belgium
FAMILY: Single

EDUCATION: University of Illinois
SPECIAL INTERESTS: Snowboarding, Racquet Ball, Family
TURNED PROFESSIONAL: 2013
JOINED TOUR: 2017

BEST PGA TOUR CAREER FINISH:

T2—2017 Genesis Open.

INTERNATIONAL VICTORIES (3):

2015 Real Czech Masters [Eur], KLM Open [Eur]. **2016** Made in Denmark [Eur].

2016-17 SEASON:

Made seven cuts in 12 starts on the PGA TOUR, posting four top-10 finishes, including a season-best T2 at the Genesis Open while playing on a sponsor's exemption. Secured enough Non-Member FedExCup points after a T5 at the World Golf Championships-Mexico Championship to accept Special Temporary Membership, allowing for unlimited sponsor invitations. Will play out of the Top 125 Non-Member category for the 2017-18 PGA TOUR Season…Fired final-round 1-over 71 at the WGC-Bridgestone Invitational to fall to solo-fourth after sharing the 54-hole lead with Zach Johnson. Joined Russell Knox (71/R2) and Rickie Fowler (71/R2) as the only players to finish in the top nine while shooting a round over par during the week. Held the 54-hole lead/co-lead for the first time in a PGA TOUR event…In his first start at the Masters, and 12th career start on the PGA TOUR, bounced back from a third-round, 3-over 75 with a 68 Sunday to finish T4 at 5-under 283 with Matt Kuchar. Reeled off four straight birdies on Nos. 12-15 en route to his Sunday finish. The 68 Sunday was just one stroke off the low round of the day…Making his first start in the World Golf Championships-Mexico Championship, carded rounds of 68-69-68-68 to finish T5 for his second top-five of the season. He was the only player in the field at Club de Golf Chapultepec with all four rounds in the 60s. With his strong finish, his FedExCup Points total rose to 416, making him eligible for Special Temporary Membership on the PGA TOUR…Playing on a sponsor's exemption, carded eight birdies (including a 15-footer on the last hole) en route to a final-round 8-under 63, jumping into a tie for second with Scott Brown at the Genesis Open, five strokes behind runaway champion Dustin Johnson. The 63 matched the low round of the week, set in the third round by Wesley Bryan. Collected 245 non-member FedExCup points, moving his total to 306 (just 13 shy of earning Special Temporary Membership). The runner-up finish came on the same Riviera Country Club course where he won the 2012 NCAA individual title (while playing for the University of Illinois) en route to National Player of the Year honors.

PERSONAL:

Attended the University of Illinois, where he was teammates with PGA TOUR player Luke Guthrie…Watched the sitcom "Friends" to help better his English…Began playing golf at age 5 when his family took up the sport while on a South African vacation…Also enjoys playing basketball and tennis. Is a big admirer of Roger Federer and Derrick Rose.

PLAYER STATISTICS

MISCELLANEOUS PGA TOUR STATISTICS

Career PGA TOUR Low Round/Round: 63–2017 Genesis Open/4
Largest Career PGA TOUR Paycheck/Finish: $616,000–2017 Genesis Open/T2
Career High FedExCup Rank: After 2018 THE CJ CUP NINE BRIDGES/65
Career High Official World Rank: After 2017 World Golf Championships-Bridgestone Invitational/23

PGA TOUR CAREER SUMMARY — PLAYOFF RECORD: 0-0

Year	Events Played	Cuts Made	1st	2nd	3rd	Top 10	Top 25	FedExCup Pts/ Rank	Earnings/ Rank
2016	5	5					1		$79,985/
2017	12	7		1		4	5		1,131,070/
Total	17	12		1		4	6		1,211,055

*** Majors and World Golf Championships are considered official on multiple tours***

PGA TOUR TOP TOURNAMENT SUMMARY

Year	16	17
Masters		T4
U.S. Open		CUT
The Open Championship	T30	T44
PGA Championship	86	CUT
Dell Technologies Match Play	T28	T30
Bridgestone Invitational		4
Mexico Championship		T5
HSBC Champions	T23	T14

NATIONAL TEAMS: World Cup (1), 2016; Ryder Cup (1), 2016; Summer Olympics (1), 2016; Eisenhower Trophy (2), 2010, 2012; Palmer Cup (1), 2012.

Martin Piller

EXEMPT STATUS: 31st on 2017 Web.com Tour priority list
FULL NAME: Martin Stuart Piller
HEIGHT: 5-10
WEIGHT: 160
BIRTHDATE: November 14, 1985
BIRTHPLACE: Dallas, Texas
RESIDENCE: Dallas, Texas
FAMILY: Wife, Gerina

EDUCATION: Texas A&M University (2008, Agricultural Development)
SPECIAL INTERESTS: Bible study, Fellowship of Christian Athletes, College Golf Fellowship,hunting, pick-up hockey, and woodworking
TURNED PROFESSIONAL: 2008
JOINED TOUR: 2011
Web.com Tour Graduate (2010, 2015, 2017)

BEST PGA TOUR CAREER FINISH:

T4—2016 Valero Texas Open.

WEB.COM TOUR VICTORIES (6):

2010 Stadion Classic at UGA, Cox Classic Presented by Lexus of Omaha. **2014** News Sentinel Open Presented by Pilot. **2015** Albertsons Boise Open presented by Kraft Nabisco, Digital Ally Open. **2017** Ellie Mae Classic at TPC Stonebrae.

2016-17 SEASON:

Finished the Web.com Tour season with 23 starts, one win and 11 cuts made. Was 31st in the final priority-ranking order. Secured his PGA TOUR card for the 2017-18 season with a 15th-place finish on the 2017 Web.com Tour Finals money list (excluding the 25)…Secured his PGA TOUR card for the 2017-18 season with a solo-fourth finish at the DAP Championship after posting the round of the day with a 5-under 65 in the final round to finish one shot short of a playoff…Holed a 10-foot par putt on the 72nd hole for a final-round 6-under 64 for his sixth career victory in his 145th start on TOUR with rounds of 68-62-68-64—262 (-18). Joined Kevin Johnson, Matt Gogel and Sean Murphy at second on the all-time wins list with his sixth. Entered the final round three shots back of the lead in solo sixth but birdied three of the first six holes to charge into a share of the lead which he wouldn't relinquish. Jumped up from No. 105 on the money list to No. 24 with the victory after only making five cuts all season entering the week in Hayward, California…Posted his first top-10 of the year at the Panama Claro Championship, where weekend rounds of 70-67 left him T10 on the week.

PERSONAL:

Grew up in Duncanville, Texas, a Dallas suburb that had the No. 1-ranked high school basketball team in the U.S…Joined his brother spending their summer days playing golf at Thorntree CC. Was a camp counselor for Fellowship of Christian Athletes camps, Texas A&M golf camp and hockey camp for Hockey Ministries International. Interested in Christian ministry and enrolling in seminary some day…Wife, Gerina, plays on the LPGA TOUR and represented the United States in the Olympic Games. Met Gerina in November 2009 when paired with her in a NASCAR circuit golf event in the Dallas area…Grew up playing baseball, soccer and ice hockey…Played golf at Texas A&M from 2004-2008. Winner of the 2008 Texas State Open…Enjoys hunting, pick-up hockey, and woodworking.

PLAYER STATISTICS

MISCELLANEOUS PGA TOUR STATISTICS
Career PGA TOUR Low Round/Round: 64–2 times, most recent 2011 The McGladrey Classic/1
Largest Career PGA TOUR Paycheck/Finish: $233,740–2016 Valero Texas Open/T4
Career High FedExCup Rank: After 2018 Safeway Open/68
Career High Official World Rank: After 2015 PGA Championship/141

PGA TOUR CAREER SUMMARY — PLAYOFF RECORD: 0-0

Year	Events Played	Cuts Made	1st	2nd	3rd	Top 10	Top 25	FedExCup Pts/ Rank	Earnings/ Rank
2009	1	1							$22,570/
2011	23	7					1	120/193	140,958/204
2015	1	1					1		47,250/
2016	22	8				2	3	278/162	570,740/144
2017	1								
Total	48	18				2	5		781,517

WEB.COM TOUR

Year	Events Played	Cuts Made	1st	2nd	3rd	Top 10	Top 25	Earnings/Rank
2009	26	18		1		3	6	$157,153/35
2010	24	15	2			5	7	331,927/8
2011	1							
2012	20	7					2	24,043/148
2013	18	7					2	32,566/115
2014	13	8	1			1	4	120,676/29
2015	23	12	2		1	5	6	343,649/2
2016	3	1						2,640/237
2017	23	11	1			3	5	144,667/28
Total	151	79	6	1	1	17	32	1,240,490

*** Majors and World Golf Championships are considered official on multiple tours***

D.A. Points

EXEMPT STATUS: 2016-17 tournament winner (through 2018-19)
FULL NAME: Darren Andrew Points
HEIGHT: 6-1
WEIGHT: 195
BIRTHDATE: December 1, 1976
BIRTHPLACE: Pekin, Illinois
RESIDENCE: Windermere, Florida

FAMILY: Wife, Lori; Laila Jane (2/10/10)
EDUCATION: University of Illinois (1999, Speech Communications)
SPECIAL INTERESTS: Fishing, wine
TURNED PROFESSIONAL: 1999
Q SCHOOL: 2005
JOINED TOUR: 2005
Web.com Tour Graduate (2004, 2008, 2016)

PGA TOUR VICTORIES (3):

2011 AT&T Pebble Beach National Pro-Am. **2013** Shell Houston Open. **2017** Puerto Rico Open.

WEB.COM TOUR VICTORIES (4):

2001 Inland Empire Open. **2004** Northeast Pennsylvania Classic, Pete Dye West Virginia Classic. **2008** Miccosukee Championship.

2016-17 SEASON:

Posted three top-25s in 21 starts through the Wyndham Championship, highlighted by his third career PGA TOUR win in Puerto Rico. Advanced to the FedExCup Playoffs for the sixth time and first since 2013…Ended his season at No. 104 in the FedExCup standings after a T54 at THE NORTHERN TRUST, the first of four FedExCup Playoffs events…In his fourth start at the Puerto Rico Open, began the final round trailing Chris Stroud by a stroke. Reeled off five consecutive birdies to start his round en route to a 6-under 66 and two-stroke victory over Retief Goosen, Bryson DeChambeau and Bill Lunde at 20-under 268. Made nine total birdies on the day at Coco Beach Golf & Country Club. Began the week with a bogey-free, 8-under 64 in round one, highlighted by an eagle-2 from 146 yards on his final hole (No. 9). With the win, earned a two-year exemption back onto the PGA TOUR and a spot into the following week's field at the Shell Houston Open, site of his 2013 TOUR victory. Marked his third career victory on TOUR.

PERSONAL:

Lists his parents and his nephew (Carson Chorney) as his heroes. Carson was diagnosed with neuroblastoma, a rare, curable form of cancer…Is a personal friend of actor Bill Murray, with whom he played in the 2011 AT&T Pebble Beach Pro-Am. The duo won the pro-am and Points went on to win the tournament, his first career win on the PGA TOUR. The pair also joined forces for the pro-am at the 2015 John Deere Classic…Is a big follower of University of Illinois athletics.

PLAYER STATISTICS

MISCELLANEOUS PGA TOUR STATISTICS

Career PGA TOUR Low Round/Round: 61–2010 The Greenbrier Classic/3
Largest Career PGA TOUR Paycheck/Finish: $1,134,000–2011 AT&T Pebble Beach National Pro–Am/1
Career High FedExCup Rank: After 2011 AT&T Pebble Beach National Pro-Am/2
Career High Official World Rank: After 2013 HP Byron Nelson Championship/45

PGA TOUR CAREER SUMMARY — PLAYOFF RECORD: 0-1

Year	Events Played	Cuts Made	1st	2nd	3rd	Top 10	Top 25	FedExCup Pts/ Rank	Earnings/ Rank
2004	2								
2005	33	15					4		$400,540/161
2006	28	12				1	3		405,984/162
2008	3	3					1		126,918/
2009	29	19			1	4	8	808/72	1,320,021/66
2010	29	15				3	7	654/82	975,433/93
2011	26	18	1			3	6	1,140/56	2,034,156/37
2012	29	15		1		3	9	1,027/63	1,533,361/56
2013	28	15	1	1		3	5	453/30	2,658,887/23
2014	27	12					1	206/173	364,653/165
2015	26	11					3	244/171	390,607/169
2016	18	11					3	167/184	305,250/176
2017	22	12	1			1	3	457/104	893,700/110
Total	300	158	3	2	1	18	53		11,409,509

WEB.COM TOUR

Year	Events Played	Cuts Made	1st	2nd	3rd	Top 10	Top 25	Earnings/Rank
2001	20	14	1			2	4	$126,366/30
2002	23	15				1	7	68,341/66
2003	24	18			1	2	7	95,613/50
2004	24	16	2	1		4	9	332,815/2
2007	29	16		1		4	5	156,799/39
2008	25	16	1			5	10	266,696/16
2015	4	2						7,518/216
2016	4	4				1	1	2,188/198
Total	153	101	4	2	1	19	43	1,094,285

*** Majors and World Golf Championships are considered official on multiple tours***

PGA TOUR TOP TOURNAMENT SUMMARY

Year	05	06	07	08	09	10	11	12	13	14	15	16	17
Masters							CUT		T38	CUT			
U.S. Open				T69			CUT	CUT	CUT	CUT	T58		
The Open Championship						CUT			CUT	T32			
PGA Championship						T16	T10	CUT	T40				T54
THE PLAYERS						CUT	CUT		T48	CUT			CUT
Bridgestone Invitational							T19		T59				
Mexico Championship							T45			T62			
HSBC Champions							T66			T68			
THE NORTHERN TRUST					T31	T47	CUT	CUT	T6				T54
Dell Technologies Championship					T49	CUT	CUT	T20	CUT				
BMW Championship							T53	T56	T57				
TOUR Championship									T26				

J.T. Poston

EXEMPT STATUS: 132nd in 2016-17 FedExCup points
FULL NAME: James Tyree Poston
HEIGHT: 6-2
WEIGHT: 165
BIRTHDATE: June 1, 1993
BIRTHPLACE: Hickory, North Carolina
RESIDENCE: St. Simons Island, Georgia

FAMILY: Single
EDUCATION: Western Carolina University (2015, Finance)
SPECIAL INTERESTS: Hunting, fishing, other sports
TURNED PROFESSIONAL: 2015
JOINED TOUR: 2016-17
Web.com Tour Graduate (2016)

BEST PGA TOUR CAREER FINISH:

T10—2017 Puerto Rico Open.

2016-17 SEASON:

In his rookie season on the PGA TOUR, made 20 out of 28 cuts with four top-25s, including one top-10. Ended his first season at No. 132 in the FedExCup standings, seven spots out of advancing to the FedExCup Playoffs. Competed in the Web.com Tour Finals where he missed the cut in all four starts…Posted 6-under 66s in rounds one and three of the Puerto Rico Open en route to a T10 finish with six others at 15-under 273. The finish came on the heels of his previous-best showing of T14 at the Valspar Championship.

PERSONAL:

Earliest golf memory is playing golf with his father and grandfather in the father-son tournament at Lake Hickory CC…Favorite sports teams are the North Carolina Tarheels, Carolina Panthers and Atlanta Braves…Always marks his golf ball with three dots under the number and only uses 1s and 3s…Enjoys hunting and fishing when away from the golf course.

PLAYER STATISTICS

MISCELLANEOUS PGA TOUR STATISTICS

Career PGA TOUR Low Round/Round: 64–2017 OHL Classic at Mayakoba/3
Largest Career PGA TOUR Paycheck/Finish: $110,250–2017 Valspar Championship/T14
Career High FedExCup Rank: After 2017 Safeway Open/56
Career High Official World Rank: After 2017 the Memorial Tournament presented by Nationwide/180

PGA TOUR CAREER SUMMARY — PLAYOFF RECORD: 0-0

Year	Events Played	Cuts Made	1st	2nd	3rd	Top 10	Top 25	FedExCup Pts/ Rank	Earnings/ Rank
2017	28	20				1	4	340/132	$662,565/142
Total	28	20				1	4		662,565

WEB.COM TOUR

Year	Events Played	Cuts Made	1st	2nd	3rd	Top 10	Top 25	Earnings/Rank
2016	18	12		2	1	4	8	$205,597/10
2017	4							
Total	22	12		2	1	4	8	215,982

*** Majors and World Golf Championships are considered official on multiple tours***

PGA TOUR TOP TOURNAMENT SUMMARY

Year	17
U.S. Open	CUT



Ted Potter Jr.

EXEMPT STATUS: 10th on 2017 Web.com Tour priority list
FULL NAME: Theodore Charles Potter, Jr.
HEIGHT: 5-11
WEIGHT: 180
BIRTHDATE: November 9, 1983
BIRTHPLACE: Ocala, Florida
RESIDENCE: Silver Springs, Florida

FAMILY: Wife, Cheri; Corbin Charles (8/19/16)
SPECIAL INTERESTS: Fishing, hunting
TURNED PROFESSIONAL: 2002
JOINED TOUR: 2012
Web.com Tour Graduate (2011, 2017)

PGA TOUR VICTORIES (1):

2012 The Greenbrier Classic.

WEB.COM TOUR VICTORIES (2):

2011 South Georgia Classic Pres'd by First State Bank and Trust Company, Soboba Golf Classic.

2016-17 SEASON:

Finished the Web.com Tour season with 22 starts, two runner-ups and 15 cuts made. Was 10th in the final priority-ranking order. Secured his PGA TOUR card for the 2017-18 season with a 14th-place finish on the 2017 Web.com Tour Regular Season money list…Birdied the 72nd hole of the Lincoln Land Charity Championship for a T5…Locked up his PGA TOUR card with a solo runner-up finish at the Rust-Oleum Championship, his fourth top-10 of the season…Entered the final round of the El Bosque Mexico Championship tied for 10th and carded a Sunday-low 66 for a T3…Recorded his second top-10 of the season with a T6 finish at the United Leasing & Finance Championship, where he played in Sunday's penultimate grouping before closing with a 4-over 76…Posted his first top-10 of 2017 with a T10 finish at the Panama Claro Championship.

PERSONAL:

Father got him started in the game at age 2…Lists hunting and fishing among his hobbies…Did not grow up with formal lessons. Developed his game by playing with his father, Ted, who was a golf-course maintenance worker. Is a natural righthander but would flip the clubs over and swing left-handed to mirror his father…Turned pro right out of high school and worked in the cart barn at Lake Diamond G&CC in Ocala, Fla., to save money for the Florida-based Moonlight Tour.

PLAYER STATISTICS

MISCELLANEOUS PGA TOUR STATISTICS

Career PGA TOUR Low Round/Round: 64–6 times, most recent 2013 HP Byron Nelson Championship/1
Largest Career PGA TOUR Paycheck/Finish: $1,098,000–2012 The Greenbrier Classic/1
Career High FedExCup Rank: After 2013 Hyundai Tournament of Champions/26
Career High Official World Rank: After 2012 The Greenbrier Classic/83

PGA TOUR CAREER SUMMARY — PLAYOFF RECORD: 1-0

Year	Events Played	Cuts Made	1st	2nd	3rd	Top 10	Top 25	FedExCup Pts/ Rank	Earnings/ Rank
2012	25	13	1			1	2	652/93	$1,383,170/62
2013	22	11				2	5	518/105	829,770/100
2014	24	9					3	311/154	386,341/160
2016	2								
2017	2	1						16/228	31,284/229
Total	75	34	1			3	10		2,630,565

WEB.COM TOUR

Year	Events Played	Cuts Made	1st	2nd	3rd	Top 10	Top 25	Earnings/Rank
2004	24							
2007	20	3					1	$16,014/189
2010	11	3					2	18,882/148
2011	18	12	2		2	6	9	402,470/2
2012	1	1						1,870/265
2016	14	12				1	9	97,218/50
2017	22	15		2	1	6	12	207,368/14
Total	110	46	2	2	3	13	33	871,926

*** Majors and World Golf Championships are considered official on multiple tours***

PGA TOUR TOP TOURNAMENT SUMMARY

Year	12	13	14	15	16	17
Masters		CUT				
U.S. Open		CUT				CUT
The Open Championship	T60					
PGA Championship	CUT					
THE PLAYERS		CUT	CUT			
Bridgestone Invitational	73					
THE NORTHERN TRUST	CUT	CUT				
Dell Technologies Championship	T69					

Ian Poulter

EXEMPT STATUS: 52nd in 2016-17 FedExCup points
FULL NAME: Ian James Poulter
HEIGHT: 6-1
WEIGHT: 189
BIRTHDATE: January 10, 1976
BIRTHPLACE: Stevenage, England
RESIDENCE: Buckinghamshire, England; Orlando, Florida
FAMILY: Wife, Katie; Aimee-Leigh (2/1/02), Luke James (5/22/04), Lily Mai (3/4/09), Joshua James (1/26/12)
EDUCATION: Barclay School
SPECIAL INTERESTS: Cars, all ball sports
TURNED PROFESSIONAL: 1995
JOINED TOUR: 2004

PGA TOUR VICTORIES (2):

2010 World Golf Championships-Accenture Match Play Championship. **2012** World Golf Championships-HSBC Champions.

INTERNATIONAL VICTORIES (13):

1999 Open de Cote d'Ivoire [EurChall]. **2000** Italian Open [Eur]. **2001** Moroccan Open [Eur]. **2002** Italian Open [Eur]. **2003** Celtic Manor Resort Wales Open [Eur], Nordic Open [Eur]. **2004** Volvo Masters Andalucia [Eur]. **2006** Open de Madrid Masters [Eur]. **2007** Dunlop Phoenix [Jpn]. **2009** Barclays Singapore Open [Eur]. **2010** UBS Hong Kong Open [Eur]. **2011** Volvo World Match Play Championship [Eur], JBWere Masters [Aus].

OTHER VICTORIES (1):

2010 Shark Shootout [with Dustin Johnson].

2016-17 SEASON:

Finished the 2016-17 season with 16 made cuts in 20 starts, with a runner-up finish at THE PLAYERS Championship his best of two top-10 finishes. Finished the season No. 53 in the FedExCup standings, his best showing since finishing No. 39 in 2012…Made the cut in the first three FedExCup Playoffs events, ending his season with a T40 effort at the BMW Championship…Began the final round of the RBC Canadian Open T16 before firing a bogey-free 8-under 64 to finish solo-third at 20-under. Beginning the week No. 71 in the Official World Golf Ranking, required a victory to advance to the WGC-Bridgestone Invitational the following week…Finished T2 at THE PLAYERS Championship for his second runner-up at TPC Sawgrass in 14 starts. He played 30 consecutive holes without a bogey before the par-4 No. 12 in the final round. Marked his best finish on the PGA TOUR since a runner-up at the 2013 World Golf Championships-HSBC Championship.

PERSONAL:

Took up the game at age 4 when his father, Terry, a single-digit handicapper, gave him a cut-down 3-wood…Is an avid car collector, and along with his 2008 purchase of a Ford GT, he has a Bentley Continental GT, a Ferrari California and has owned a Ferrari, Nissan Skyline and an Aston Martin DB9.

PLAYER STATISTICS

MISCELLANEOUS PGA TOUR STATISTICS

Career PGA TOUR Low Round/Round: 63–3 times, most recent 2014 World Golf Championships-HSBC Champions/3
Largest Career PGA TOUR Paycheck/Finish: $1,400,000–2010 World Golf Championships–Accenture Match Play Championship/1
Career High FedExCup Rank: After 2010 Waste Management Phoenix Open/4
Career High Official World Rank: After 2010 Masters Tournament/5

PGA TOUR CAREER SUMMARY — PLAYOFF RECORD: 0-0

Year	Events Played	Cuts Made	1st	2nd	3rd	Top 10	Top 25	FedExCup Pts/ Rank	Earnings/ Rank
2000	1	1							$10,970/
2001	2	1					1		
2002	1	1							16,223/
2003	4	4							30,859/
2004	9	6				1	2		176,318/
2005	20	10				2	4		946,890/86
2006	15	13		1		4	7		1,553,906/51
2007	18	14			1	5	8	92,275/57	1,431,390/64
2008	15	12		1		1	7	95,310/112	1,488,214/65
2009	17	13		1		5	12	1,532/31	2,431,001/25
2010	15	12	1			2	5	1,396/39	2,079,664/36
2011	16	12				1	4	639/87	739,926/115
2012	15	15	1		2	4	6	1,280/39	1,715,271/45
2013	16	13			1	4	7	1,133/53	1,723,463/49
2014	17	13		1		2	6	892/78	1,616,260/63
2015	19	15			1	4	9	981/67	1,690,587/56
2016	13	9			1	1	1	236/174	370,256/170
2017	20	16		1	1	2	7	985/52	2,098,346/46
Total	232	180	2	5	7	38	87		20,119,979

*** Majors and World Golf Championships are considered official on multiple tours***

PGA TOUR TOP TOURNAMENT SUMMARY

Year	00	01	02	03	04	05	06	07	08	09	10	11	12
Masters					T31	T33		T13	T25	T20	T10	T27	7
U.S. Open					CUT	T57	T12	T36	WD	T18	T47	CUT	T41
The Open Championship	T64		T50	T46	T25	T11	CUT	T27	2	CUT	T60	CUT	T9
PGA Championship		CUT		T61	T37	T47	T9	T23	T31	T19	WD	T39	T3
THE PLAYERS					T33	CUT	T27	T28	T21	2	CUT	T57	T25
Dell Technologies Match Play					T5	4	T33	T9	T17	T9	**1**	T33	T33
Bridgestone Invitational		T13		T33		T33	T13	T30	T16	T15	T65	T68	T29
Mexico Championship		CNL		T44		T18	T2	T16	T57	T13	T37	T45	T60
HSBC Champions										T45	T13	T13	**1**
THE NORTHERN TRUST								T9	CUT	T9	T15	T18	T36
Dell Technologies Championship								CUT	CUT	CUT	T45	CUT	T47
BMW Championship								T10		T20	T13		T12

Year	13	14	15	16	17
Masters	CUT	T20	T6	T49	
U.S. Open	T21	T17	T54		
The Open Championship	T3	CUT	CUT		T14
PGA Championship	T61	T58	CUT		T22
THE PLAYERS	CUT	T65	T30	T57	T2
Dell Technologies Match Play	4	T33	T34		
Bridgestone Invitational	T19	T52	T17		
Mexico Championship	T28	T52	T49		
HSBC Champions		2	T6	T30	
THE NORTHERN TRUST	CUT	CUT	CUT		66
Dell Technologies Championship	T9	T23	T33		T23
BMW Championship	T44		T53		T40

NATIONAL TEAMS: Ryder Cup (5), 2004, 2008, 2010, 2012, 2014; World Cup (5), 2001, 2007, 2008, 2009, 2011; Seve Trophy (3), 2003, 2005, 2011; Eurasia Cup (1), 2016.



Seamus Power (SHAY-muss)

EXEMPT STATUS: 50th on 2017 Web.com Tour priority list
FULL NAME: Seamus Edmond Power
HEIGHT: 6-3
WEIGHT: 200
BIRTHDATE: March 4, 1987
BIRTHPLACE: Waterford, Ireland
RESIDENCE: Charlotte, North Carolina
FAMILY: Single
EDUCATION: East Tennessee State University (2010, Accounting)
SPECIAL INTERESTS: Reading, sports, concerts, music
TURNED PROFESSIONAL: 2011
JOINED TOUR: 2016-17
Web.com Tour Graduate (2016, 2017)

BEST PGA TOUR CAREER FINISH:
T10--2017 RBC Canadian Open.

WEB.COM TOUR VICTORIES (1):
2016 United Leasing & Finance Championship.

2016-17 SEASON:
Rookie season on the PGA TOUR included 19 made cuts in 25 starts, with his lone top-10 finish coming at the RBC Canadian Open (T10). Finished the season No. 130 in the FedExCup standings. Finished the Web.com Tour season with four starts, two top-25s and four cuts made. Was 50th in the final priority-ranking order. Secured his PGA TOUR card for the 2017-18 season with a 25th-place finish on the 2017 Web.com Tour Finals money list (excluding the 25)…Notched only top-10 of his rookie season with a final-round 6-under 66 at the RBC Canadian Open to finish T10.

PERSONAL:
Says if he weren't a pro golfer he'd be an accountant. "I've always been good with numbers. Math, chemistry and physics were always my strongest subjects."…Grew up playing junior golf tournaments with Rory McIlroy and Shane Lowry…Is a three-time Irish Youths champion…Was top 10 in the world in racquetball at age 11-12. Played in the World Racquetball Championship…Watching Tiger Woods win the 1997 Masters significantly influenced his interest in the game…Favorite teams are Liverpool, Notre Dame and the New England Patriots. Tom Brady is one of his favorite athletes to watch…Favorite group is U2…Is a big reader of history books…Speaks Gaeilge, or Irish Gaelic, the national and first official language of Ireland.

PLAYER STATISTICS

MISCELLANEOUS PGA TOUR STATISTICS
Career PGA TOUR Low Round/Round: 64–2 times, most recent 2017 Barbasol Championship/3
Largest Career PGA TOUR Paycheck/Finish: $144,000–2017 RBC Canadian Open/T10
Career High FedExCup Rank: After 2017 OHL Classic at Mayakoba/82
Career High Official World Rank: After 2016 John Deere Classic/257

PGA TOUR CAREER SUMMARY — PLAYOFF RECORD: 0-0

Year	Events Played	Cuts Made	1st	2nd	3rd	Top 10	Top 25	FedExCup Pts/ Rank	Earnings/ Rank
2017	25	19				1	4	350/130	$646,180/143
2018	1								
Total	26	19				1	4		646,180

WEB.COM TOUR

Year	Events Played	Cuts Made	1st	2nd	3rd	Top 10	Top 25	Earnings/Rank
2011	1	1						$1,843/278
2014	1	1						1,659/253
2015	24	14				2	8	81,979/67
2016	21	15	1			3	8	209,590/9
2017	4	4					2	40,625/120
Total	51	35	1			5	18	358,605

*** Majors and World Golf Championships are considered official on multiple tours***

PGA TOUR TOP TOURNAMENT SUMMARY

NATIONAL TEAMS: Summer Olympics (1), 2016.



Andrew Putnam

EXEMPT STATUS: 16th on 2017 Web.com Tour priority list
FULL NAME: Andrew David Putnam
HEIGHT: 6-1
WEIGHT: 170
BIRTHDATE: January 25, 1989
BIRTHPLACE: Tacoma, Washington
RESIDENCE: University Place, Washington
FAMILY: Wife, Tawny
EDUCATION: Pepperdine University (2011, Business Administration)
SPECIAL INTERESTS: Hunting, skiing, hiking
TURNED PROFESSIONAL: 2011
JOINED TOUR: 2015
Web.com Tour Graduate (2014, 2017)

BEST PGA TOUR CAREER FINISH:

T12—2015 The McGladrey Classic.

WEB.COM TOUR VICTORIES (2):

2014 WNB Golf Classic. **2017** Panama Claro Championship.

2016-17 SEASON:

Finished the Web.com Tour season with 20 starts, one win and 17 cuts made. Was 16th in the final priority-ranking order. Secured his PGA TOUR card for the 2017-18 season with an eighth-place finish on the 2017 Web.com Tour Regular Season money list…Maintained his lead atop the money list with a T3 finish at the Rex Hospital Open. Reached 14-under par on Sunday, but parred his final seven holes to finish one shot shy of a Conrad Shindler/Chesson Hadley playoff…Picked up the second Web.com Tour win of his career at the Panama Claro Championship in a playoff with Chris Baker. Entered the weekend one off the lead and carded a third-round 67 to move into the outright lead at 11-under. Started the final round one clear of the field and saw his lead vanish when Baker birdied the par-4 16th. Down one with three to go, answered with a birdie on 16 and pars on 17 and 18 for a 13-under-par total at the end of regulation. Made a 12-foot birdie on the first extra hole to take home the trophy and move into the top spot on the money list for the first time in his career…Recorded at solo-fifth at the Club Colombia Championship by Servientrega, marking his third top-10 in Bogota. Moved up 30 spots on the weekend with a 64-68 finish…Recorded his first top-10 of the 2017 season with a T8 at The Bahamas Great Exuma Classic at Sandals Emerald Bay

PERSONAL:

Has three brothers, Joined his brother Michael on TOUR for his rookie season in 2014-15. Prior to that, the last time two brothers were members at the same time on TOUR was in 2004 when Brenden Pappas played 34 events and Deane Pappas played 22 events…Would like to be a Navy Seal for a day.

PLAYER STATISTICS

MISCELLANEOUS PGA TOUR STATISTICS

Career PGA TOUR Low Round/Round: 65–2 times, most recent 2015 Shell Houston Open/2
Largest Career PGA TOUR Paycheck/Finish: $123,200–2015 The McGladrey Classic/T12
Career High FedExCup Rank: After 2015 The McGladrey Classic/29
Career High Official World Rank: After 2014 The Open Championship/192

PGA TOUR CAREER SUMMARY — PLAYOFF RECORD: 0-0

Year	Events Played	Cuts Made	1st	2nd	3rd	Top 10	Top 25	FedExCup Pts/ Rank	Earnings/ Rank
2010A	1								
2014	1								
2015	23	10					2	192/182	$282,879/178
Total	25	10					2		282,879

WEB.COM TOUR

Year	Events Played	Cuts Made	1st	2nd	3rd	Top 10	Top 25	Earnings/Rank
2012	1							
2013	24	15				2	7	95,062/50
2014	22	16	1	1		5	13	320,438/2
2015	4	3					1	18,460/174
2016	22	18				3	8	125,981/41
2017	20	17	1		1	4	11	266,296/8
Total	93	69	2	1	1	14	40	906,080

*** Majors and World Golf Championships are considered official on multiple tours***

PGA TOUR TOP TOURNAMENT SUMMARY

Year	10
U.S. Open	CUT



Jon Rahm

EXEMPT STATUS: 2016-17 tournament winner (through 2018-19)
FULL NAME: Jon Rahm
HEIGHT: 6-2
WEIGHT: 220
BIRTHDATE: November 10, 1994
BIRTHPLACE: Barrika, Spain

RESIDENCE: Scottsdale, Arizona
FAMILY: Single
EDUCATION: Arizona State University (Communications, 2016)
SPECIAL INTERESTS: Music, dancing
TURNED PROFESSIONAL: 2016
JOINED TOUR: 2016

PGA TOUR VICTORIES (1):

2017 Farmers Insurance Open.

INTERNATIONAL VICTORIES (1):

2017 Dubai Duty Free Irish Open Hosted by the Rory Foundation [Eur]

2016-17 SEASON:

In his first full season on the PGA TOUR, recorded 11 top-10 finishes, second only to Jordan Spieth and Justin Thomas (12), and finished fifth in the FedExCup standings. Missed just two cuts in 23 starts. Earned his first career PGA TOUR title at the Farmers Insurance Open. Advanced through all four FedExCup Playoffs events, where he finished no worse than seventh in any of the events…In his first start at the TOUR Championship, posted four scores of par or better at East Lake to finish T7 with Tony Finau and Jordan Spieth at 7-under 273…In his first start in the BMW Championship, finished T5 at Conway Farms. Marked his third consecutive top-five in the FedExCup Playoffs. Week was highlighted by a 65 in the third round. Finished eight shots behind winner Marc Leishman…One week after a T3 at THE NORTHERN TRUST, finished T4 in his first appearance at the Dell Technologies Championship. At 12-under 272, finished five strokes behind champion Justin Thomas. Marked his ninth top-10 finish of the season. Opened the tournament with rounds of 67-66 for a two-stroke lead over Adam Hadwin, Paul Casey, Kyle Stanley and Kevin Streelman…Made his first appearance in a FedExCup Playoffs event, finishing T3 at THE NORTHERN TRUST with four rounds in the 60s to move from No. 6 to No. 5 in the FedExCup. Recorded birdies on the par-3 6th hole at Glen Oaks Club in each of the four rounds…Earned his first European Tour win with a record-breaking victory at the Dubai Duty Free Irish Open Hosted by the Rory Foundation. Entered the final day at Portstewart Golf Club with a share of the lead but produced a closing 65 to get to 24-under and win by six shots. Endured a moment during the final round when the correct replacement of his ball-marker was questioned while attempting to remove it from a fellow competitor's putting line, however no breach of the rule was determined. His total in relation to par marked the lowest in the event's history by three shots…The two-time Hogan Award winner (given annually onsite Monday of the DEAN & DELUCA Invitational) trailed 54-hole leader Webb Simpson by four strokes at the start of the final round of the DEAN & DELUCA Invitational. After a bogey on the par-4 third, made five birdies en route to a 4-under 66. Barely missed a 12'2" putt on the last for birdie to force a playoff with Kevin Kisner. Marked his seventh top-10 finish in 14 starts this season, with four inside the top three. Was looking to join fellow Spaniard Sergio Garcia on the list of players to win the DEAN & DELUCA Invitational in their first appearance…Needed an eagle at the par-5 18th to force sudden death with eventual-winner Brian Harman at the Wells Fargo Championship. Closed with a par to finish in fourth at 8-under 280 in his first start in the event. Marked his sixth top-10 in last eight PGA TOUR starts…Finished T10 in the Shell Houston Open, marking his fifth top-10 in his last six starts on TOUR…Advanced to the final in his first appearance at World Golf Championships-Dell Technologies Match Play where he lost to Dustin Johnson on the final hole. Was 1-down standing on 18 tee with the honor before hitting tee shot 382 yards over the green. A poor chip and two putts led to a halved hole and handshake with Johnson, who made a regulation par. Was seeking his second TOUR win in 21st career start which would have matched Tiger Woods' achievement. Was the first player from Spain to reach the final. 7-and-5 win over Soren Kjeldsen in quarterfinal matched Daniel Berger's 7-and-5 win over J.B. Holmes in round one as largest winning margin of the week…Making his first start in a World Golf Championships event, reached 14-under and held the solo-lead in the final round of the World Golf Championships-Mexico Championship for a short time after beginning the back nine par-eagle-par-par-birdie-birdie. Missed putts of seven and eight feet on Nos. 16 and 17 for bogeys, resulted in a 12-under 272 tournament total (T3), two shots behind Dustin Johnson…Making his first-ever start at the AT&T Pebble Beach Pro-Am, followed an opening-round 73 at Spyglass Hill with rounds of 67-67-68 to jump to a T5 finish, seven strokes behind champion Jordan Spieth. Week included a second-round 5-under 67 at Pebble Beach GL, including six consecutive birdies on Nos. 2-7. Played his final 63 holes with just two over-par scores (No. 14 in round two and No. 3 in round four (both at Pebble Beach GL)…Beginning the final round of the Farmers Insurance Open three strokes off the lead at 6-under 210, overcame a bogey at the first hole with four birdies and two eagles to post a 7-under 65 and claim his first career PGA TOUR victory by three strokes over C.T. Pan and Charles Howell III at 13-under 275. Following an eagle-3 at the 13th hole, finished his last two holes birdie-eagle to put an exclamation point on the win. Drained a 60' 8" putt for his second eagle of the day at the par-5 18th hole. With two eagles and a birdie, played the par-5 13th hole on the South Course in 5-under for the week (three rounds). With the win at Torrey Pines, became the second Spaniard to win the Farmers Insurance Open, joining Jose Maria Olazabal (2002). He also became just the fourth international winner of the event, joining Gary Player (1963), Olazabal (2002), and Jason Day (2015)…Finished T8 at the ISPS HANDA World Cup with teammate Rafa Cabrera Bello on the Spain team at Kingston Heath Golf Club in Australia in late-November.

PERSONAL:

The only two-time winner of the Ben Hogan Award in 2015 and 2016, an award that recognizes the outstanding male amateur and collegiate golfer of the year. Also won the Jack Nicklaus award in 2016 and is a four-time NCAA All-American…Grew up in Barrika, Spain and is a loyal supporter of the Athletic Bilbao football club…Grew up participating in sports and activities such as soccer, canoeing, jai alai, and kung fu before focusing on golf…A proud alum of Arizona State University…His favorite player and inspiration was Seve Ballesteros…His mother, Angela, and father, Edorta, both live in Barrika, Spain while his brother, Eriz, also lives just outside of Bilbao, Spain.

PLAYER STATISTICS

MISCELLANEOUS PGA TOUR STATISTICS

Career PGA TOUR Low Round/Round: 64–2016 Quicken Loans National/1
Largest Career PGA TOUR Paycheck/Finish: $1,206,000–2017 Farmers Insurance Open/1
Career High FedExCup Rank: After 2017 U.S. Open/4
Career High Official World Rank: After 2018 THE CJ CUP NINE BRIDGES/5

PGA TOUR CAREER SUMMARY — PLAYOFF RECORD: 0-0

Year	Events Played	Cuts Made	1st	2nd	3rd	Top 10	Top 25	FedExCup Pts/ Rank	Earnings/ Rank
2015A	3	2				1	1		
2016A	2	2				1	2		
2016	7	6		1	1	2	4		$1,004,035/
2017	23	21	1	2	2	11	14	1,620/5	6,123,248/5
Total	35	31	1	3	3	15	21		7,127,282

*** Majors and World Golf Championships are considered official on multiple tours***

PGA TOUR TOP TOURNAMENT SUMMARY

Year	16	17
Masters		T27
U.S. Open	T23	CUT
The Open Championship	T59	T44
PGA Championship		T58
THE PLAYERS		T72
Dell Technologies Match Play		2
Bridgestone Invitational		T28
Mexico Championship		T3
THE NORTHERN TRUST		T3
Dell Technologies Championship		T4
BMW Championship		T5
TOUR Championship		T7

NATIONAL TEAMS: World Cup (1), 2016; Palmer Cup (2), 2014, 2015; Eisenhower Trophy (1), 2014.

Jonathan Randolph

EXEMPT STATUS: 17th on 2017 Web.com Tour priority list
FULL NAME: Jonathan Evan Randolph
HEIGHT: 6-0
WEIGHT: 210
BIRTHDATE: August 10, 1988
BIRTHPLACE: Brandon, Mississippi
RESIDENCE: Oxford, Mississippi
FAMILY: Wife, Lacy
EDUCATION: University of Mississippi (2011, Business Marketing)
SPECIAL INTERESTS: Hunting, fishing
TURNED PROFESSIONAL: 2011
JOINED TOUR: 2014-15
Web.com Tour Graduate (2014, 2016, 2017)

BEST PGA TOUR CAREER FINISH:

T8—2017 Wells Fargo Championship.

2016-17 SEASON:

Sophomore season on the PGA TOUR included 13 made cuts in 22 starts, with a T8 at the Wells Fargo Championship his lone top-10 finish. Ended the season No. 160 in the FedExCup standings. Finished the Web.com Tour season with four starts, one runner-up, and four cuts made. Was 17th in the final priority-ranking order. Secured his PGA TOUR card for the 2017-18 season with an eighth-place finish on the 2017 Web.com Tour Finals money list (excluding the 25)…Posted a T2 finish at the Albertsons Boise Open in his second start of the Web.com Tour Finals. Birdied two of his last three holes to finish one shot back of Chesson Hadley…In his second start in the Wells Fargo Championship, finished T8 at Eagle Point. Marked his only top-10 of the PGA TOUR season.

PERSONAL:

Says if he weren't playing golf professionally, he'd be "one heck of a marketer."…Favorite college team is the University of Mississippi, while his favorite pro teams are the Dallas Cowboys and the Milwaukee Brewers…Never travels without his sleep noise machine…Favorite book is The Bible…Travels with his dog, Yodi, a chihuahua.

PLAYER STATISTICS

MISCELLANEOUS PGA TOUR STATISTICS

Career PGA TOUR Low Round/Round: 63–2015 AT&T Byron Nelson/2
Largest Career PGA TOUR Paycheck/Finish: $210,000–2017 Wells Fargo Championship/T8
Career High FedExCup Rank: After 2015 Shriners Hospitals for Children Open/54
Career High Official World Rank: After 2015 the Memorial Tournament presented by Nationwide/260

PGA TOUR CAREER SUMMARY — PLAYOFF RECORD: 0-0

Year	Events Played	Cuts Made	1st	2nd	3rd	Top 10	Top 25	FedExCup Pts/ Rank	Earnings/ Rank
2010A	1								
2011A	1	1							
2012	1	1					1		$26,700/
2013	1	1					1		54,000/
2015	25	11					1	209/179	256,066/182
2016	1								
2017	22	13				1	3	221/160	511,032/154
Total	52	27				1	6		847,798

WEB.COM TOUR

Year	Events Played	Cuts Made	1st	2nd	3rd	Top 10	Top 25	Earnings/Rank
2010A	1							
2012	1							
2014	21	12		1	2	4	8	$203,676/16
2015	7	3		1		1	1	47,746/96
2016	23	18		2		4	10	195,248/13
2017	4	4		1		1	1	94,190/66
Total	57	37		5	2	10	20	566,396

*** Majors and World Golf Championships are considered official on multiple tours***

PGA TOUR TOP TOURNAMENT SUMMARY

Year	17
U.S. Open	T42

NATIONAL TEAMS: Palmer Cup (1), 2010.



Chez Reavie

EXEMPT STATUS: 39th in 2016-17 FedExCup points
FULL NAME: William Chesney Reavie
HEIGHT: 5-9
WEIGHT: 160
BIRTHDATE: November 12, 1981
BIRTHPLACE: Wichita, Kansas
RESIDENCE: Scottsdale, Arizona

FAMILY: Wife, Amanda
EDUCATION: Arizona State University
SPECIAL INTERESTS: Cars
TURNED PROFESSIONAL: 2004
JOINED TOUR: 2008
Web.com Tour Graduate (2007, 2015)

PGA TOUR VICTORIES (1):

2008 RBC Canadian Open.

WEB.COM TOUR VICTORIES (2):

2007 Knoxville Open. **2015** Small Business Connection Championship at River Run.

2016-17 SEASON:

Claimed three top-10 finishes in 25 starts through the Wyndham Championship, two of which were T4 showings. Advanced to the third of four FedExCup Playoffs events, the BMW Championship, before ending his season ranked 39th in the FedExCup standings. Added a T10 at THE NORTHERN TRUST for a total of four top-10 finishes on the season, which included matching his career-high number of made cuts (21) in 28 starts…Posted scores of 68-67-67-71--273 (-11) to finish T12 at the BMW Championship before ending his season ranked 39th in the FedExCup standings…Earned a T10 finish at THE NORTHERN TRUST with 4-under 276 at Glen Oaks Club…With a 7-under 65 in the second round of the U.S. Open at Erin Hills, was among a group of a record five players (Rickie Fowler/R1/65, Hideki Matsuyama/R2/65, Patrick Reed/R3/65, Justin Thomas/R3/63) to have shot 65 or better in a single U.S. Open. Posted the other three rounds in the 70s to finish T16…Finished T4 at the FedEx St. Jude Classic. Week was highlighted by a bogey-free, second-round 65 which included three birdies and an eagle…Found himself 9-under through 12 holes in the final round of the Sony Open in Hawaii before shooting a 61 to finish T8. His 61 was punctuated by an ace at the par-3 17th hole (his eighth hole of the day) from 197 yards with a 6-iron, marking the ninth ace of the season…Made six birdies and an eagle in round three of the OHL Classic at Mayakoba in November, good for a bogey-free 63, to move from T31 after round two to T6 after 54 holes. Closed with a 4-under 67 Sunday at El Camaleon GC to finish T4 with Kevin Streelman and Scott Piercy at 17-under 267, four strokes behind winner Pat Perez.

PERSONAL:

Played in his first Masters in 2002 after winning the 2001 U.S. Public Links. In the par-3 contest that year, dumped his first shot in the water, then holed his next shot…Attended Arizona State University from 2000-04, but returned years later to complete his B.I.S. in Political Science/Sociology in 2010.

PLAYER STATISTICS

MISCELLANEOUS PGA TOUR STATISTICS

Career PGA TOUR Low Round/Round: 61–2013 John Deere Classic/2
Largest Career PGA TOUR Paycheck/Finish: $900,000–2008 RBC Canadian Open/1
Career High FedExCup Rank: After 2011 BMW Championship/8
Career High Official World Rank: After 2011 TOUR Championship by Coca-Cola/65

PGA TOUR CAREER SUMMARY — PLAYOFF RECORD: 0-1

Year	Events Played	Cuts Made	1st	2nd	3rd	Top 10	Top 25	FedExCup Pts/ Rank	Earnings/ Rank
2002A	1								
2003A	1								
2004A	1	1							
2004	1	1							$7,840/
2005	1								
2006	1								
2008	30	21	1			2	2	100,806/57	1,444,102/71
2009	27	13				1	4	240/159	477,766/146
2010	15	6						125/188	112,994/204
2011	27	18		1		5	9	1,220/10	2,285,067/34
2012	26	15					4	327/132	580,617/135
2013	22	14					5	439/118	590,925/126
2014	2	1						18/239	11,767/249
2015	19	8					3	268/166	331,623/173
2016	27	18				2	7	772/81	1,086,964/95
2017	28	21				4	11	1,151/39	1,819,207/57
Total	229	137	1	1		14	45		8,748,871

WEB.COM TOUR

Year	Events Played	Cuts Made	1st	2nd	3rd	Top 10	Top 25	Earnings/Rank
2005	3	3				1	1	$16,549/160
2006	22	17				1	9	93,713/63
2007	27	15	1		1	4	10	224,532/18
2014	3	3					1	17,628/178
2015	5	4	1	1		3	4	323,067/4
Total	60	42	2	1	1	9	25	675,488

*** Majors and World Golf Championships are considered official on multiple tours***

PGA TOUR TOP TOURNAMENT SUMMARY

Year	02	03	04	05	06	07	08	09	10	11	12	13	14
Masters	CUT							CUT			CUT		
U.S. Open		CUT	T62							T45	CUT		
The Open Championship											CUT		
PGA Championship							T60				T62		
THE PLAYERS								T60			CUT		
Bridgestone Invitational							T52						
Mexico Championship											T35		
HSBC Champions										68			
THE NORTHERN TRUST							CUT			CUT		CUT	
Dell Technologies Championship							T63			2			
BMW Championship							T33			8			
TOUR Championship										T26			

Year	15	16	17
U.S. Open			T16
PGA Championship			T22
THE PLAYERS		CUT	T56
THE NORTHERN TRUST		T31	T10
Dell Technologies Championship		CUT	T61
BMW Championship			T12



Patrick Reed

EXEMPT STATUS: 2015-16 tournament winner (through 2018-19)
FULL NAME: Patrick Nathaniel Reed
HEIGHT: 6-0
WEIGHT: 200
BIRTHDATE: August 5, 1990
BIRTHPLACE: San Antonio, Texas
RESIDENCE: Spring, Texas

FAMILY: Wife, Justine; Windsor Wells (5/22/14)
EDUCATION: Augusta University
SPECIAL INTERESTS: College football, cooking, playing pool, antiques
TURNED PROFESSIONAL: 2011
Q SCHOOL: 2012
JOINED TOUR: 2013

PGA TOUR VICTORIES (5):

2013 Wyndham Championship. **2014** Humana Challenge in partnership with the Clinton Foundation, World Golf Championships-Cadillac Championship. **2015** Hyundai Tournament of Champions. **2016** The Barclays.

2015-16 SEASON:

Made his fourth consecutive trip to the season-ending TOUR Championship, finishing the season No. 22 in the FedExCup standings. Made the cut in 25 of 29 starts, with a runner-up finish to Justin Thomas at the PGA Championship the best of his four top-10 finishes. Making his second Presidents Cup start, went 3-1-1 in leading the Unites States to a 19-11 victory over the International squad at Liberty National. Partnership with Jordan Spieth once again proved highly successful, with the duo teaming in the first four sessions, winning three and halving another (against Adam Hadwin and Hideki Matsuyama)…After opening the Dell Technologies Championship with an even-par 71, closed with rounds of 67-69-66 to finish T6 and six strokes behind champion Justin Thomas. Has now finished inside the top six in his last three starts at TPC Boston (T4-2015, T5-2016, T6-2017). With his fourth top-10 finish of the season, moved to No. 22 in the FedExCup standings…At 6-under 278, finished T2 and two strokes behind Justin Thomas at the PGA Championship, marking his first top-10 finish in 16 major championship starts. Had finished T12 at the 2016 Open Championship for his previous-best outing in a major. With his solid play at Quail Hollow, moved from No. 11 to No. 9 in the U.S. Presidents Cup standings. Entered the 72nd hole at 7-under-par, hoping to put some pressure on leader Justin Thomas (who was playing the 17th hole at the time), but a bogey on the par-4 18th hole dropped him to 6-under and an eventual three-way tie for second…In his sixth consecutive start in the Travelers Championship, finished T5. En route to his final-round 4-under 66, hit a perfect 14 of 14 fairways. Ranked T2 for the week in fairways in regulation with 44 of 56…Finished T6 for his third top-10 finish in four starts at the SBS Tournament of Champions (T6-2017, 2-2016, 1-2015, T16-2014). Has not posted an over-par round in 16 tries at The Plantation Course at Kapalua Resort. His worst effort was a final-round, even-par 73 in 2014.

PERSONAL:

Wife, Justine, was his caddie in 2012 and 2013 and sporadically in 2014 after having the couple's first baby in May. They married in December 2012…Grew up a fan of Notre Dame football. Favorite professional teams are the Houston Texans and San Francisco 49ers…Favorite quote is from his wife, who said, "Nerves just mean you're prepared."…Hosts a multiple award-winning AJGA championship annually in The Woodlands, Texas.

PLAYER STATISTICS

MISCELLANEOUS PGA TOUR STATISTICS
Career PGA TOUR Low Round/Round: 63–5 times, most recent 2014 Humana Challenge in partnership with the Clinton Foundation/3
Largest Career PGA TOUR Paycheck/Finish: $1,530,000–2 times, most recent 2016 The Barclays/1
Career High FedExCup Rank: After 2016 Deutsche Bank Championship/1
Career High Official World Rank: After 2017 CIMB Classic/7

PGA TOUR CAREER SUMMARY — PLAYOFF RECORD: 2-1

Year	Events Played	Cuts Made	1st	2nd	3rd	Top 10	Top 25	FedExCup Pts/ Rank	Earnings/ Rank
2011	3	2							$20,058/
2012	12	7					4		302,977/
2013	26	16	1			5	6	1,125/54	1,961,519/35
2014	28	20	2			4	12	598/21	4,026,076/14
2015	27	25	1	1		4	14	656/12	3,590,566/18
2016	28	25	1	2		11	18	1,986/3	5,679,575/5
2017	29	25		1		4	15	416/22	3,055,111/26
Total	153	120	5	4		28	69		18,635,882

WEB.COM TOUR

Year	Events Played	Cuts Made	1st	2nd	3rd	Top 10	Top 25	Earnings/Rank
2010A	1							
2011	2	1					1	$5,125/215
Total	3	1					1	5,125

*** Majors and World Golf Championships are considered official on multiple tours***

PGA TOUR TOP TOURNAMENT SUMMARY

Year	13	14	15	16	17
Masters		CUT	T22	T49	CUT
U.S. Open		T35	T14	CUT	T13
The Open Championship		CUT	T20	T12	CUT
PGA Championship		T58	T30	T13	T2
THE PLAYERS		CUT	T24	CUT	T22
Dell Technologies Match Play		T17	T17	T9	T51
Bridgestone Invitational		T4	T15	52	T36
Mexico Championship		**1**	T23	T52	T61
HSBC Champions			T22	T7	T60
THE NORTHERN TRUST	CUT	T9	T62	**1**	T20
Dell Technologies Championship	T70	T74	T4	T5	T6
BMW Championship	T59	T53	T28	T13	65
TOUR Championship		T19	27	T24	T13

NATIONAL TEAMS: Presidents Cup (2), 2015, 2017; Ryder Cup (2), 2014, 2016; Summer Olympics (1), 2016.



Patrick Rodgers

EXEMPT STATUS: 78th in 2016-17 FedExCup points
FULL NAME: Patrick Rodgers
HEIGHT: 6-2
WEIGHT: 165
BIRTHDATE: June 30, 1992
BIRTHPLACE: Avon, Indiana
RESIDENCE: Palm Beach Gardens, Florida

FAMILY: Single
EDUCATION: Stanford University
TURNED PROFESSIONAL: 2014
JOINED TOUR: 2015
Web.com Tour Graduate (2015)

BEST PGA TOUR CAREER FINISHES:

2—2017 John Deere Classic, T2—2015 Wells Fargo Championship.

WEB.COM TOUR VICTORIES (1):

2015 Colombia Championship.

2016-17 SEASON:

Made the cut in 11 of 27 starts during the 2016-17 season, with a runner-up finish at the John Deere Classic the best of his three top-10 finishes. Concluded the season No. 78 in the FedExCup standings…Advanced to the second FedExCup Playoffs event for the second consecutive season, finishing T73 at the Dell Technologies Championship…Starting the final round of the John Deere Classic with a two-shot lead over Daniel Berger and Scott Stallings, the 36- and 54-hole leader could manage no better than a 1-under 70, resulting in a solo second-place finish at 17-under 267. The finish at TPC Deere Run supplanted his previous-best finish on TOUR of T2 at the 2015 Wells Fargo Championship. After making birdie at the par-4 15th hole in each of the first three rounds, carded a costly bogey Sunday. Another bogey at the par-5 17th left him needing birdie at 18 to force sudden death with Bryson DeChambeau. He was making his sixth start in the John Deere Classic…At the Farmers Insurance Open, was atop the 54-hole leaderboard, his first lead/co-lead after any round on the PGA TOUR, with defending champion Brandt Snedeker at 9-under 207. In Sunday's final round, posted an even-par 72 to claim a share of fourth place with four others…Making his fifth start of the season, cracked the top 10 for the first time with a T10 in his first-ever start in The RSM Classic. Week was highlighted by 65s in the second and third rounds.

PERSONAL:

Idolized Reggie Miller of the Indiana Pacers and played basketball through his freshman year at Avon High School outside Indianapolis…Follows the Indianapolis Colts, Pacers and St. Louis Cardinals…Has a strict fitness and nutritional plan.

PLAYER STATISTICS

MISCELLANEOUS PGA TOUR STATISTICS

Career PGA TOUR Low Round/Round: 63–2015 Travelers Championship/3
Largest Career PGA TOUR Paycheck/Finish: $624,800–2015 Wells Fargo Championship/T2
Career High FedExCup Rank: After 2016 Frys.com Open/6
Career High Official World Rank: After 2016 Franklin Templeton Shootout/94

PGA TOUR CAREER SUMMARY — PLAYOFF RECORD: 0-0

Year	Events Played	Cuts Made	1st	2nd	3rd	Top 10	Top 25	FedExCup Pts/ Rank	Earnings/ Rank
2012A	2								
2013A	1	1					1		
2014	7	5							$75,104/
2015	17	12		1	1	2	2		1,038,291/
2016	28	17			1	3	8	827/74	1,290,336/84
2017	27	11		1		3	6	649/78	1,346,322/79
Total	82	46		2	2	8	17		3,750.053

WEB.COM TOUR

Year	Events Played	Cuts Made	1st	2nd	3rd	Top 10	Top 25	Earnings/Rank
2012A	1							
2013A	1							
2014	3	1				1	1	$30,000/145
2015	7	5	1			1	2	162,070/24
Total	12	6	1			2	3	192,070

*** Majors and World Golf Championships are considered official on multiple tours***

PGA TOUR TOP TOURNAMENT SUMMARY

Year	16	17
U.S. Open	T46	
PGA Championship		CUT
THE PLAYERS	CUT	CUT
THE NORTHERN TRUST	CUT	CUT
Dell Technologies Championship	T46	T73

NATIONAL TEAMS: Walker Cup (2), 2011, 2013; Palmer Cup (2), 2012, 2013.

Andres Romero

EXEMPT STATUS: Past Champion
FULL NAME: Andres Fabian Romero
HEIGHT: 5-10
WEIGHT: 165
BIRTHDATE: May 8, 1981
BIRTHPLACE: Tucuman, Argentina
RESIDENCE: Yerba Buena, Argentina
FAMILY: Single

SPECIAL INTERESTS: Soccer, mountain biking
TURNED PROFESSIONAL: 1998
JOINED TOUR: 2008

PGA TOUR VICTORIES (1):

2008 Zurich Classic of New Orleans.

INTERNATIONAL VICTORIES (9):

2003 Cable and Wireless Masters Panama, Abierto de Medellin [Arg]. **2005** Roberto De Vicenzo Classic [Arg], Morson International Pro-Am Challenge [EurChall]. **2006** Masters Tournament Personal Cup [Arg]. **2007** The Deutsche Bank Players' Championship of Europe [Eur]. **2010** Abierto Visa del Centro [TLA], Torneo de Maestros Copa Personal [TLA]. **2017** BMW International Open [Eur].

2016-17 SEASON:

Made the cut in six of 10 starts on the PGA TOUR with a T18 at the Sanderson Farms Championship the best of his two top-25 finishes. Finished the season No. 198 in the FedExCup standings…Held his nerve down the stretch, making seven birdies in the last 11 holes to claim his first European Tour title in 10 years at the BMW International Open. Final round at Golfclub München Eichenried came down to a four-way battle with Masters Tournament champion Sergio Garcia (69), Richard Bland (69) and Thomas Detry (66). Entering the week at No. 837 in the Official World Golf Ranking and playing on a sponsor's exemption, produced a closing birdie for a bogey-free 7-under 65 and set the target at 17-under 271 while playing in the penultimate group. With the final pairing of Bland and Garcia both carding late bogeys and failing to post eagles on the par-5 final hole to tie, won by a single stroke for his first European Tour title since the Deutsche Bank Players' Championship of Europe in 2007. Had not made a regular European Tour appearance since the 2012 BMW Masters and his most recent top-10 finish came at the BMW PGA Championship in 2008. Moved to No. 182 in the Official World Golf Ranking after winning. Highlight early in the week came with a hole-in-one at the second hole during round one.

PERSONAL:

No relation to his famous countryman, PGA TOUR Champions player Eduardo…Took up golf at age 8 after being bedridden and on a strict diet with a kidney disease. Caddied at The Jockey Club outside Tucuman, Argentina, site of the World Cup in 1962 and 1970, before playing. Turned pro at age 16…Coached by his uncle, Miguel Romero…Nickname is Pigu…Was forced to give up his favorite hobby, mountain biking, when he turned professional because it was deemed too dangerous…Had fellow Argentine and Manchester City soccer star Carlos Tevez caddie for him during the final round of the 2012 Open Championship.

PLAYER STATISTICS

MISCELLANEOUS PGA TOUR STATISTICS

Career PGA TOUR Low Round/Round: 61–2014 Shriners Hospitals for Children Open/1
Largest Career PGA TOUR Paycheck/Finish: $1,116,000–2008 Zurich Classic of New Orleans/1
Career High FedExCup Rank: After 2008 Masters Tournament/11
Career High Official World Rank: After 2008 Shell Houston Open/21

PGA TOUR CAREER SUMMARY — PLAYOFF RECORD: 0-0

Year	Events Played	Cuts Made	1st	2nd	3rd	Top 10	Top 25	FedExCup Pts/ Rank	Earnings/ Rank
2006	2	1				1	1		$177,225/
2007	3	2			1	2	2		596,414/
2008	20	15	1			3	4	105,378/28	2,064,612/36
2009	20	11			1	2	4	329/132	789,305/106
2010	21	16				2	6	853/69	979,170/92
2011	22	17			1	4	5	939/66	1,313,133/70
2012	22	12		1	1	2	3	506/106	970,919/101
2013	21	10		1		2	5	430/120	718,507/115
2014	26	16				1	6	655/100	782,184/119
2015	24	11				2	5	312/161	617,253/144
2016	14	5				1	2	120/197	195,262/191
2017	10	6					2	91/198	196,518/196
Total	205	122	1	2	4	22	45		9,400,501

WEB.COM TOUR

Year	Events Played	Cuts Made	1st	2nd	3rd	Top 10	Top 25	Earnings/Rank
2004	1							
2005	1	1					1	$4,305/234
2015	1	1					1	8,222/211
2016	7	2						1,790/207
2017	3							
Total	13	4					2	16,946

*** Majors and World Golf Championships are considered official on multiple tours***

PGA TOUR TOP TOURNAMENT SUMMARY

Year	06	07	08	09	10	11	12	13	14	15	16	17
Masters			T8	T49								
U.S. Open			T36	T47						T14		CUT
The Open Championship	T8	3	T32	T13			83					
PGA Championship	CUT	CUT	T7	CUT		T45						
THE PLAYERS			CUT	CUT	T10	T39	CUT	T37	CUT	CUT		
Dell Technologies Match Play			T17	T33								
Bridgestone Invitational		T6	T63									70
Mexico Championship			T30	T46								
THE NORTHERN TRUST			T55		T52	T64	CUT	CUT	T38			
Dell Technologies Championship			T50		T11	T31			76			
BMW Championship			T44		T60	T56						
TOUR Championship			T27									

NATIONAL TEAMS: World Cup (2), 2006, 2007.



Justin Rose

EXEMPT STATUS: Winner, 2013 U.S. Open (through 2019-20)
FULL NAME: Justin Rose
HEIGHT: 6-3
WEIGHT: 195
BIRTHDATE: July 30, 1980
BIRTHPLACE: Johannesburg, South Africa
RESIDENCE: Orlando, Florida
FAMILY: Wife, Kate; Leo Kenny (2/21/09), Charlotte (1/1/12)
SPECIAL INTERESTS: Tennis, football, cars, architecture, movies
TURNED PROFESSIONAL: 1998
JOINED TOUR: 2004

PGA TOUR VICTORIES (7):

2010 the Memorial Tournament presented by Nationwide Insurance, AT&T National. **2011** BMW Championship. **2012** World Golf Championships-Cadillac Championship. **2013** U.S. Open. **2014** Quicken Loans National. **2015** Zurich Classic of New Orleans.

INTERNATIONAL VICTORIES (9):

2002 Dunhill Championship [Eur], Chunichi Crowns [Jpn], Nashau Masters [SAf], Victor Chandler British Masters [Eur]. **2006** Australian Masters [Aus]. **2007** Volvo Masters [Eur]. **2014** Scottish Open [Eur]. **2015** UBS Hong Kong Open [Eur]. **2016** Summer Olympics.

2016-17 SEASON:

Finished the season at No. 9 in the FedExCup standings on the strength of eight top-10 finishes in 18 starts, three of which were runner-up showings. Advanced to the FedExCup Playoffs for an 11th consecutive season, finishing inside the top 10 in all four starts…In his eighth start at the TOUR Championship and first since 2015, posted scores of 68-66-71-69--274 (-6) to finish T10 with Sergio Garcia and Matt Kuchar…Moved into contention at the BMW Championship after a third-round 66. Played in the penultimate group in the final round and posted a 6-under 65 to finish T2 with Rickie Fowler, five strokes behind winner Marc Leishman. Played 53 holes without a bogey before the par-3 17th hole in the final round, just his third bogey of the week. After opening the Dell Technologies Championship with a 1-over 72, followed with three rounds in the 60s (65-69-68) to finish T10 and seven strokes behind champion Justin Thomas. Marked his third top-10 finish in 13 starts at TPC Boston (3-2003, T4-2006). Moved to No. 17 in the FedExCup standings. Earned a T10 finish at THE NORTHERN TRUST with 4-under 276 at Glen Oaks Club…In his 13th start at the Masters, found himself tied after 54 holes with Sergio Garcia at 6-under 210. When the final group Sunday both posted scores of 3-under 69, sudden death ensued. On the first extra hole, No. 18, an errant tee shot resulted in a bogey and runner-up finish to Garcia. The finish was his sixth top-10 at the Masters, and third consecutive. With scores of 71-72-67-69, joined Garcia as the only two players to have avoided an over-par score that week…Making his 11th career start at the Genesis Open, finished T4 and six strokes behind champion Dustin Johnson. Previous-best finish at Riviera Country Club was T9 in 2011. Marked his third T4 finish or better in four starts of the PGA TOUR season…Held the outright lead of the Farmers Insurance Open after rounds one and two, before a 1-over 73 in round three put him at 7-under 209 and T5. Closed with a 2-under 70 Sunday to finish T4 with four others at Torrey Pines. Marked his first top-10 in eight starts in the event…In his first start of the season, finished runner-up, but a distant seven strokes behind champion Justin Thomas, in his first visit to the Sony Open in Hawaii since a T13 finish in 2011.

PERSONAL:

Moved to England from South Africa at age 5, when he started to play seriously at Hartley Wintney GC near his Hampshire home. First swung a club in back garden at 11 months when dad, Ken, handed him a plastic club. Broke 70 for the first time at age 11. Handicap of plus-1 at age 14…Father, Ken, passed away in September 2002…Became golf's first Olympic champion since 1904 when he won the gold medal at the Rio 2016 Olympic Games. Also made history when he recorded the first hole-in-one in Olympic Golf…Together with wife, Kate, runs the Kate & Justin Rose Foundation, benefitting the youth of Orlando (kjrose-foundation.org).

PLAYER STATISTICS

MISCELLANEOUS PGA TOUR STATISTICS
Career PGA TOUR Low Round/Round: 60–2006 FUNAI Classic at the WALT DISNEY WORLD Resort/1
Largest Career PGA TOUR Paycheck/Finish: $1,440,000–2 times, most recent 2013 U.S. Open/1
Career High FedExCup Rank: After 2010 AT&T National/2
Career High Official World Rank: After 2014 John Deere Classic/3

PGA TOUR CAREER SUMMARY — PLAYOFF RECORD: 1-2

Year	Events Played	Cuts Made	1st	2nd	3rd	Top 10	Top 25	FedExCup Pts/ Rank	Earnings/ Rank
1998A	1	1				1	1		
1999	1								
2001	1	1							$30,756/
2002	4	4				1	3		94,816/
2003	11	9			1	2	3		599,874/
2004	22	18				4	10		1,236,764/62
2005	28	22			2	3	11		1,365,191/55
2006	28	21		1		5	11		1,629,288/47
2007	16	15		1	1	7	11	98,434/16	2,705,875/19
2008	15	10		1		2	6	94,710/114	1,047,854/99
2009	22	15				2	8	704/85	1,125,518/83
2010	22	16	2		1	4	12	718/15	3,603,331/9
2011	23	18	1		1	5	12	2,253/5	3,401,420/18
2012	19	17	1	1	1	8	12	1,770/6	4,290,930/7
2013	17	15	1	2		7	13	1,300/10	4,146,148/8
2014	19	17	1			8	13	850/11	3,926,768/15
2015	20	15	1	3	1	8	11	1,235/8	5,462,677/6
2016	18	15			1	5	11	1,017/51	2,085,365/44
2017	18	15		3		8	10	1,080/9	4,245,308/15
Total	305	244	7	12	9	80	158		40,997,882

*** Majors and World Golf Championships are considered official on multiple tours***

PGA TOUR TOP TOURNAMENT SUMMARY

Year	98	99	00	01	02	03	04	05	06	07	08	09	10
Masters						T39	T22			T5	T36	T20	
U.S. Open						T5	CUT			T10	CUT	CUT	
The Open Championship	T4	CUT		T30	T22	CUT				T12	T70	T13	CUT
PGA Championship					T23	CUT	CUT		T41	T12	T9	CUT	CUT
THE PLAYERS						T39	T58	CUT	CUT		CUT	T22	CUT
Dell Technologies Match Play						T17	T33			T5	T33	T33	
Bridgestone Invitational					5	T33				T2	T27	T29	T19
Mexico Championship					T46	T28					T15	T20	
THE NORTHERN TRUST										T14		T41	T15
Dell Technologies Championship										CUT		T54	CUT
BMW Championship										T5			T21
TOUR Championship										T11			T15

Year	11	12	13	14	15	16	17
Masters	T11	T8	T25	T14	T2	T10	2
U.S. Open	CUT	T21	**1**	T12	T27	CUT	CUT
The Open Championship	T44	CUT	CUT	T23	T6	T22	T54
PGA Championship	CUT	T3	T33	T24	4	T22	CUT
THE PLAYERS	T45	T51	CUT	T4	CUT	T19	T65
Dell Technologies Match Play	T17	T33	T17	T17	T17	T28	
Bridgestone Invitational	T33	T5	T17	T4	T3	T46	T63
Mexico Championship	T42	**1**	T8	T34	55	T17	T38
HSBC Champions	T7	T24		5	T48		
THE NORTHERN TRUST	T6	T46	T2	T30	T16	T31	T10
Dell Technologies Championship	T68	CUT	T16		CUT	T57	T10
BMW Championship	**1**	T16	T33	35	T13	T24	T2
TOUR Championship	T20	2	6	T4	T2		T10

NATIONAL TEAMS: Ryder Cup (3), 2008, 2012, 2016; World Cup (3), 2002, 2003, 2011; Summer Olympics (1), 2016; Seve Trophy (2), 2003, 2007; Walker Cup (1), 1997.



Sam Ryder

EXEMPT STATUS: 8th on 2017 Web.com Tour priority list
FULL NAME: Sam Ryder
HEIGHT: 6-2
WEIGHT: 175
BIRTHDATE: December 15, 1989
BIRTHPLACE: Winter Park, Florida
RESIDENCE: Longwood, Florida

EDUCATION: Stetson University (Finance, 2012)
TURNED PROFESSIONAL: 2012
JOINED TOUR: 2018
Web.com Tour Graduate (2017)

WEB.COM TOUR VICTORIES (1):

2017 Pinnacle Bank Championship presented by Heartland Chevy Dealers.

PGA TOUR CANADA VICTORIES: (1):

2015 National Capital Open to Support Our Troops.

2016-17 SEASON:

Finished the Web.com Tour season with 24 starts, one win, five additional top-10s and 16 cuts made. Was eighth in the final priority-ranking order. Secured his PGA TOUR card for the 2017-18 season with a second-place finish on the 2017 Web.com Tour Regular Season money list…Closed with a 6-under 65 at the WinCo Foods Portland Open for a T2 finish to move into second on the Regular Season money list…Cruised to an eight-shot victory at the Pinnacle Bank Championship, tying the fourth largest margin of victory in Web.com Tour history. Carded a final-round 67 to secure his PGA TOUR card and his first career Tour victory, moving up to second on the money list. Trailed by one shot after the second round and carded a third-round 61 to take a seven-stroke lead after 54 holes…Finished solo-fourth at the LECOM Health Challenge for his third top-five of the season after a final-round 69. Played in the final group after three consecutive 67s put him one back of the 54-hole leader Chesson Hadley…Carded his third top-10 of the season with a T8 finish at the Rust-Oleum Championship with rounds of 67-72-71-73—283 (-5)…Arrived in Bogota with flu-like symptoms and missed the cut as a result. Took the weekend to rest up and arrived at the Panama Claro Championship refreshed. Carded four rounds in the 60s to finish solo-third, two shots back of the Andrew Putnam-Chris Baker playoff…Recorded his first top-10 of the season with a T5 finish at The Bahamas Great Abaco Classic at The Abaco Club. Came to the 72nd hole with a chance at a top-three finish, but made a double-bogey after losing his drive right off the tee.

PERSONAL:

Was late getting into golf and didn't play an event until age 16…Enjoys basketball and tennis…Loves baseball, basketball, health and fitness, food and the beach.

PLAYER STATISTICS

MISCELLANEOUS PGA TOUR STATISTICS
Career PGA TOUR Low Round/Round: 73–2017 U.S. Open/2

PGA TOUR CAREER SUMMARY — PLAYOFF RECORD: 0-0

Year	Events Played	Cuts Made	1st	2nd	3rd	Top 10	Top 25	FedExCup Pts/ Rank	Earnings/ Rank
2017	1								
Total	1								

WEB.COM TOUR

Year	Events Played	Cuts Made	1st	2nd	3rd	Top 10	Top 25	Earnings/Rank
2012	1							
2013	1	1						$1,688/264
2016	20	10		2		3	5	140,009/31
2017	24	16	1	1	1	6	10	314,306/2
Total	46	27	1	3	1	9	15	476,050

*** Majors and World Golf Championships are considered official on multiple tours***

PGA TOUR TOP TOURNAMENT SUMMARY

Year	17
U.S. Open	CUT



Rory Sabbatini (SAB-ih-TEE-knee)

EXEMPT STATUS: 124th in 2016-17 FedExCup points
FULL NAME: Rory Mario Trevor Sabbatini
HEIGHT: 5-10
WEIGHT: 165
BIRTHDATE: April 2, 1976
BIRTHPLACE: Durban, South Africa
RESIDENCE: Durban, South Africa
FAMILY: Harley Aiden (8/28/03), Tylie Jo (8/3/05), Bodhi Mac (9/19/10)
EDUCATION: University of Arizona
SPECIAL INTERESTS: Playing video games, spending time with family
TURNED PROFESSIONAL: 1998
Q SCHOOL: 1998
JOINED TOUR: 1999
Web.com Tour Graduate (2016)

PGA TOUR VICTORIES (6):

2000 Air Canada Championship. **2003** FBR Capital Open. **2006** Nissan Open. **2007** Crowne Plaza Invitational at Colonial. **2009** HP Byron Nelson Championship. **2011** The Honda Classic.

OTHER VICTORIES (1):

2003 World Golf Championships-World Cup [with Trevor Immelman].

2016-17 SEASON:

Claimed six top-25 finishes, highlighted by a T4 at the Wyndham Championship that moved him into the top-125 players in the FedExCup standings. It marked his 10th start in the FedExCup Playoffs…A missed cut at THE NORTHERN TRUST, the first of four FedExCup Playoffs events, resulted in an end to his season at No. 124 in the final standings…After missing the cut in his first two starts at the Wyndham Championship (1999, 2012), finished T4 and five strokes behind Henrik Stenson, giving him back-to-back top-10 finishes in Greensboro (T8-2013, T4-2017). Marked his first top-10 (70th of his career) since a T10 at the 2015 DEAN & DELUCA Invitational. After missing the FedExCup Playoffs in 2016 for the first time since the FedExCup era began in 2007, earned a return trip to the Playoffs, ranked No. 122 in the standings.

PERSONAL:

Raised in South Africa, began playing at age 4…Enjoys watching all sports and spends most off time at lake boating and fishing…Donates money to many charities that support injured soldiers and their families…Set up the HARTS HOPE Foundation that allows him to give back to the community.

PLAYER STATISTICS

MISCELLANEOUS PGA TOUR STATISTICS

Career PGA TOUR Low Round/Round: 62–3 times, most recent 2017 Barbasol Championship/3
Largest Career PGA TOUR Paycheck/Finish: $1,170,000–2009 HP Byron Nelson Championship/1
Career High FedExCup Rank: After 2010 SBS Championship/2
Career High Official World Rank: After 2008 Arnold Palmer Invitational presented by MasterCard/8

PGA TOUR CAREER SUMMARY — PLAYOFF RECORD: 1-1

Year	Events Played	Cuts Made	1st	2nd	3rd	Top 10	Top 25	FedExCup Pts/ Rank	Earnings/ Rank
1999	27	13			2	2	5		$381,322/108
2000	26	16	1	1		3	7		1,262,535/36
2001	23	13		2		3	3		1,038,590/52
2002	23	13		1		4	6		936,664/68
2003	27	20	1			5	6		1,604,701/41
2004	26	19		2	2	7	13		2,500,397/16
2005	26	15				3	6		920,988/89
2006	24	19	1	2		5	10		2,861,751/12
2007	23	18	1	2	3	10	13	105,193/4	4,550,040/6
2008	23	17		1	1	3	6	100,177/69	1,559,277/56
2009	25	17	1	1		4	9	1,426/34	2,752,291/18
2010	26	15		1		3	6	1,197/48	1,546,808/54
2011	24	18	1		1	3	9	1,493/35	2,420,655/27
2012	29	13		1		2	6	602/97	1,128,820/90
2013	27	16				5	9	1,230/46	1,327,822/67
2014	26	16			1	3	5	567/108	1,024,736/96
2015	25	15				4	12	1,064/65	1,525,784/66
2016	20	8					1	143/191	150,236/200
2017	23	13				1	6	375/124	741,617/133
Total	473	294	6	14	10	70	138		30,235,033

WEB.COM TOUR

Year	Events Played	Cuts Made	1st	2nd	3rd	Top 10	Top 25	Earnings/Rank
2016	3	1				1	1	$32,375/129
Total	3	1				1	1	32,375

*** Majors and World Golf Championships are considered official on multiple tours***

PGA TOUR TOP TOURNAMENT SUMMARY

Year	99	00	01	02	03	04	05	06	07	08	09	10	11
Masters			CUT	CUT			CUT	T36	T2	CUT	T20	CUT	CUT
U.S. Open		CUT			CUT	CUT	T71	CUT	T51	T58	CUT	CUT	T30
The Open Championship			T54		T53	T66	CUT	T26	CUT	CUT	CUT		T54
PGA Championship		77	CUT	CUT	68	CUT	T74	CUT	CUT	T39	T67	CUT	T74
THE PLAYERS		CUT	CUT	CUT	CUT	T42	CUT	CUT	T44	T27	CUT	T39	T26
Dell Technologies Match Play				T33			T9	T33	T17	T33	T33	T33	
Bridgestone Invitational					T51	T2	T28	T36	T2	T27	T45		T48
Mexico Championship						T21		T41	T35	T70	T53		T28
HSBC Champions											T45		T29
THE NORTHERN TRUST									3	T24	CUT	T5	T18
Dell Technologies Championship									T6	CUT	CUT	CUT	T68
BMW Championship									T10	T44	T18	T50	T59
TOUR Championship									T9				

Year	12	13	14	15	16	17
Masters	CUT					
U.S. Open		CUT				
PGA Championship	CUT		CUT	CUT		
THE PLAYERS	CUT	71	T38	T6		
THE NORTHERN TRUST	CUT	T13	CUT	T24		CUT
Dell Technologies Championship	CUT	T53		T22		
BMW Championship		T11		67		

NATIONAL TEAMS: Palmer Cup (1), 1998; Presidents Cup (1), 2007; World Cup (6), 2002, 2003, 2004, 2006, 2008, 2009.



Sam Saunders

EXEMPT STATUS: 13th on 2017 Web.com Tour priority list
FULL NAME: Samuel Palmer Saunders
HEIGHT: 6-0
WEIGHT: 175
BIRTHDATE: July 30, 1987
BIRTHPLACE: Orlando, Florida
RESIDENCE: Atlantic Beach, Florida
FAMILY: Wife, Kelly; Cohen, Ace

EDUCATION: Clemson University
SPECIAL INTERESTS: Cycling, outdoor sports
TURNED PROFESSIONAL: 2009
JOINED TOUR: 2014-15
Web.com Tour Graduate (2014, 2015, 2017)

BEST PGA TOUR CAREER FINISH:

T2—2015 Puerto Rico Open.

2016-17 SEASON:

Made the cut in 13 of 24 starts on the PGA TOUR, with two top-10 finishes and a career-best seven top-25 finishes. Completed the season No. 129 in the FedExCup standings. Finished the Web.com Tour season with five starts, two top-10s and four cuts made. Was 13th in the final priority-ranking order. Secured his PGA TOUR card for the 2017-18 season with a sixth-place finish on the 2017 Web.com Tour Finals money list (excluding the 25)…Finished in a tie for second at the Web.com Tour Championship after closing with a 2-under 69 to finish four shots short of Jonathan Byrd's winning 24-under 260. Secured his return to the PGA TOUR with his runner-up finish at his home course of Atlantic Beach Country Club. Held the 36-hole lead by two shots after opening with rounds of 59-66—125 (-17). Three days removed from the one-year anniversary of the death of his grandfather, Arnold Palmer, recorded a 12-under 59 in the opening round of the Web.com Tour Championship to become only the seventh player to record a sub-60 round. Carded a Web.com Tour record 13 birdies in the first round after closing the round with six straight birdies, which tied the best in Tour history…After missing the cut in his inaugural start at the 2015 Barracuda Championship, posted top-10 finishes each of the last two seasons (T9-2016, T8-2017). With 39 points in the Modified Stableford Scoring format, finished just five points out of the three-man playoff eventually won by Chris Stroud. It marked his second top-10 finish of the season, equaling his career-high from the 2015-16 season. Closed out the tournament in impressive fashion, gaining five points with his eagle on the par-5 18th hole…Just days removed from an emotional week at the Arnold Palmer Invitational, finished T5 at the Puerto Rico Open with Peter Uihlein and Whee Kim at 17-under 271. Posted scores of 70-69-67-65 to claim his second top-five showing at Coco Beach Golf & Country Club. In 2015, was one of four players who lost in sudden death in Puerto Rico to Alex Cejka…Closed with a tournament-best 67 at The Bahamas Great Exuma Classic at Sandals Emerald Bay to finish T8.

PERSONAL:

His earliest golf memory was making his first hole-in-one with his dad watching…Not many people know he built his own workshop table and works on all of his own clubs…Supports the Arnold and Winnie Palmer Hospital and is the Palmers' grandson…Says if he weren't playing golf he'd enjoy being a builder or developer…The head cover on his driver was made from an alligator he caught himself…Would love to trade places for a day with an American soldier so he could appreciate all military personnel do.

PLAYER STATISTICS

MISCELLANEOUS PGA TOUR STATISTICS

Career PGA TOUR Low Round/Round: 63–2017 Wyndham Championship/1
Largest Career PGA TOUR Paycheck/Finish: $198,000–2015 Puerto Rico Open/T2
Career High FedExCup Rank: After 2015 Shriners Hospitals for Children Open/6
Career High Official World Rank: After 2017 Presidents Cup/217

PGA TOUR CAREER SUMMARY — PLAYOFF RECORD: 0-1

Year	Events Played	Cuts Made	1st	2nd	3rd	Top 10	Top 25	FedExCup Pts/ Rank	Earnings/ Rank
2006A	1								
2010	7	3					1		$95,226/
2011	8	2					1		132,525/
2012	4	1							12,224/
2013	1	1							15,184/
2014	1	1							18,476/
2015	28	13		1		1	4	413/137	578,571/150
2016	24	10				2	5	324/148	510,079/151
2017	24	13				2	7	354/129	678,117/141
Total	98	44		1		5	18		2,040,402

WEB.COM TOUR

Year	Events Played	Cuts Made	1st	2nd	3rd	Top 10	Top 25	Earnings/Rank
2009	1							
2010	5	2						$4,751/220
2011	5	3				1	1	19,350/144
2012	23	13		1		3	5	122,149/50
2013	19	6					1	27,156/130
2014	22	16				5	8	95,341/45
2015	3	3			1	2	2	114,950/55
2016	1							
2017	5	4		1		2	3	17,400/149
Total	84	47		2	1	13	20	623,589

*** Majors and World Golf Championships are considered official on multiple tours***

PGA TOUR TOP TOURNAMENT SUMMARY

Year	11	12	13	14	15
U.S. Open	CUT				T50



Xander Schauffele (ZAN-der SHAW-fa-lay)

EXEMPT STATUS: Winner, 2017 TOUR Championship (through 2019-20)
FULL NAME: Xander Victor Schauffele
HEIGHT: 5-10
WEIGHT: 165
BIRTHDATE: October 25, 1993
BIRTHPLACE: La Jolla, California
RESIDENCE: San Diego, California
FAMILY: Single
EDUCATION: San Diego State University (Social Sciences, 2015)
SPECIAL INTERESTS: Travel, good food
TURNED PROFESSIONAL: 2015
JOINED TOUR: 2016-17
Web.com Tour Graduate (2016)

PGA TOUR VICTORIES (2):

2017 The Greenbrier Classic, TOUR Championship.

2016-17 SEASON:

Was named PGA TOUR Rookie of the Year, as voted by his peers, after winning twice, including the FedExCup Playoffs finale, the TOUR Championship. Made 20 of 28 cuts, highlighted by his first career PGA TOUR victory at The Greenbrier Classic. Finished inside the top 20 in three of four FedExCup Playoffs events, including his second win of the season at the TOUR Championship. In addition to his two victories, claimed top-five finishes at the U.S. Open and Sanderson Farms Championship, both T5s. Ended his rookie season ranked third in the FedExCup standings…In his first appearance at the TOUR Championship, overcame a two-stroke deficit in the final round at East Lake with a 2-under 68 to claim a one-stroke victory over FedExCup champion Justin Thomas at 12-under 269. Was one of only two players to post sub-par scores in all four rounds, with Brooks Koepka being the other. With the win, became the first rookie to win the TOUR Championship in the FedExCup era…Birdied two of the last three holes, highlighted by a pitching wedge from 161 yards to 3'3" for birdie on the 18th hole, en route to a one-stroke victory over Robert Streb at The Greenbrier Classic. His first PGA TOUR victory came in his 23rd start at the age of 23 years, eight months and 14 days, becoming the 12th player under the age of 25 to win on TOUR in the season, the most since 1970. Entered the final round trailing Sebastian Munoz by three strokes, becoming the seventh come-from-behind champion at the event. With the victory, moved to No. 27 in the FedExCup standings. By finishing as one of the top-four players out of the top-12 and ties (not otherwise eligible), earned a spot in the Open Championship at Royal Birkdale. With his winning score of 14-under 277, joined Scott Stallings (2011) and Ted Potter Jr. (2012) as rookie winners of The Greenbrier Classic and became the fourth rookie to win on TOUR in 2016-17…Finished T5 at Erin Hills in Wisconsin while seeking to become the first player since Francis Ouimet in 2013 to win the U.S. Open in his first attempt. Was also looking to join Ouimet, Ben Curtis (2003/The Open Championship) and Keegan Bradley (2011/PGA Championship) as a title winner in his first major championship appearance. Top-10 result earned a trip to Shinnecock Hills for the 2018 U.S. Open…Offset two bogeys in the final round of the Sanderson Farms Championship with a pair of eagles, both on par-4 holes. He first holed his approach shot at the second hole, then sank a greenside bunker shot at the short 15th. Finished in a tie for fifth at 15-under 273 with Hiroshi Iwata and Lucas Glover.

PERSONAL:

Although born in La Jolla, California, he belongs to four nationalities. His mother is from Taiwan (but grew up in Japan) and is father is half French and German…Plays out of Bernardo Heights Country Club in San Diego…His father, Stefan, was an elite athlete in Germany before he was hit by a drunk-driver in a head-on collision which ended his dreams of being an Olympic athlete…Is part of golf's high school Class of 2011 that includes, among others, Jordan Spieth, Justin Thomas and Daniel Berger.

PLAYER STATISTICS

MISCELLANEOUS PGA TOUR STATISTICS

Career PGA TOUR Low Round/Round: 63–2017 OHL Classic at Mayakoba/2
Largest Career PGA TOUR Paycheck/Finish: $1,575,000–2017 TOUR Championship/1
Career High FedExCup Rank: After 2017 TOUR Championship/3
Career High Official World Rank: After 2018 THE CJ CUP NINE BRIDGES/29

PGA TOUR CAREER SUMMARY — PLAYOFF RECORD: 0-0

Year	Events Played	Cuts Made	1st	2nd	3rd	Top 10	Top 25	FedExCup Pts/ Rank	Earnings/ Rank
2016	2								
2017	28	20	2			4	11	2,151/3	$4,312,674/12
Total	30	20	2			4	11		4,312,674

WEB.COM TOUR

Year	Events Played	Cuts Made	1st	2nd	3rd	Top 10	Top 25	Earnings/Rank
2015	2	1						$1,827/225
2016	23	14			2	4	7	149,292/26
Total	25	15			2	4	7	193,514

*** Majors and World Golf Championships are considered official on multiple tours***

PGA TOUR TOP TOURNAMENT SUMMARY

Year	17
U.S. Open	T5
The Open Championship	T20
PGA Championship	CUT
Bridgestone Invitational	T13
THE NORTHERN TRUST	T17
Dell Technologies Championship	T53
BMW Championship	T20
TOUR Championship	**1**



Adam Schenk

EXEMPT STATUS: 26th on 2017 Web.com Tour priority list
FULL NAME: Adam Cole Schenk
HEIGHT: 6-2
WEIGHT: 190
BIRTHDATE: January 26, 1992
BIRTHPLACE: Vincennes, Indiana
RESIDENCE: Vincennes, Indiana
FAMILY: Single
EDUCATION: Purdue University (Management, 2014)
SPECIAL INTERESTS: Ping-pong, basketball.
TURNED PROFESSIONAL: 2015
JOINED TOUR: 2018
Web.com Tour Graduate (2017)

WEB.COM TOUR VICTORIES (1):

2017 Lincoln Land Charity Championship.

2016-17 SEASON:

Finished the Web.com Tour season with 25 starts, one win and 18 cuts made. Was 26th in the final priority-ranking order. Secured his PGA TOUR card for the 2017-18 season with a 12th-place finish on the 2017 Web.com Tour Regular Season money list…Carded a final-round 64 at the Price Cutter Charity Championship for a T10…Finished with weekend rounds of 68-65 at the LECOM Health Challenge for a T5, his fourth consecutive top-five…Produced his third consecutive top-five finish with a T5 at the Nashville Golf Open Benefitting the Snedeker Foundation after entering the final round just one shot off the lead…Defeated Eric Axley, Kyle Thompson and William Kropp with a 25-foot birdie putt on the second extra hole to capture his first Web.com Tour title in his 37th start at the Lincoln Land Charity Championship. Trailed Thompson by two shots heading into the final round and carded a 1-over 72 with three birdies, two bogeys and a double-bogey over his final seven holes…Picked up his first top-10 of the season at the Air Capital Classic. Carded 65-68-68-65 for a T4.

PERSONAL:

Graduated from Purdue University in 2014 with a degree in management…Affiliated with Crooked Stick GC in Carmel, Indiana, site of the 1991 PGA Championship…His hobbies include ping-pong and basketball…Indianapolis Colts, Indiana Pacers and St. Louis Cardinals are his favorite pro teams…Grew up on a farm. One of his sponsors is the Illiana Watermelon Association, and he supports the Indiana and Illinois Watermelon growers, shippers and packers.

PGA TOUR CAREER SUMMARY — PLAYOFF RECORD: 0-0

WEB.COM TOUR

Year	Events Played	Cuts Made	1st	2nd	3rd	Top 10	Top 25	Earnings/Rank
2016	24	13		1		3	9	$129,194/40
2017	25	18	1			5	9	236,792/12
Total	49	31	1	1		8	18	404,349

*** Majors and World Golf Championships are considered official on multiple tours***

Ollie Schniederjans

EXEMPT STATUS: 60th in 2016-17 FedExCup points
FULL NAME: Ollie Frank Schniederjans
HEIGHT: 6-1
WEIGHT: 190
BIRTHDATE: June 15, 1993
BIRTHPLACE: Dallas, Texas
RESIDENCE: Powder Springs, Georgia

EDUCATION: Georgia Tech (Business Management, 2015)
TURNED PROFESSIONAL: 2015
JOINED TOUR: 2016-17
Web.com Tour Graduate (2016)

BEST PGA TOUR CAREER FINISH:

2—2017 Wyndham Championship.

WEB.COM TOUR VICTORIES (1):

2016 Air Capital Classic presented by Aetna.

2016-17 SEASON:

Finished his first full season on the PGA TOUR ranked No. 60 in the FedExCup standings, with 19 made cuts in 28 starts and five top-10 finishes. Season highlighted by a runner-up finish at the regular season-ending Wyndham Championship…Advanced to the third FedExCup Playoffs event, finishing the season with a 66th-place finish at the BMW Championship at Conway Farms. Was one of 12 rookies to advance to the FedExCup Playoffs, and one of six to advance to the third event…Posted the only bogey-free round in the final round at the Wyndham Championship – a 6-under 64 – to finish second and just one stroke behind Henrik Stenson. Birdied three of his final four holes, nearly holing out for eagle on the par-4 18th hole from 164 yards out, leaving a birdie putt from 21 inches to take the clubhouse lead at 21-under. Fell one short of Stenson, who parred the final hole for the victory. Was hoping to become the 19th player to pick up his maiden PGA TOUR victory at the Wyndham Championship, most recently Si Woo Kim in 2016. His fifth top-10 finish of the season moved him to No. 39 in the FedExCup standings heading into the Playoffs…Finished T3 at the RBC Heritage, finishing at 11-under 273 and two strokes behind winner Wesley Bryan. Entered the day four shots back but briefly climbed into sole possession of the lead with a 5-under 31 on the front nine, but two bogeys to go with seven pars on the back nine led to a 3-under 68…With four rounds in the 60s (68-69-69-68), posted a T8 at 10-under and joined Scott Brown (T2) as the only players with four sub-70 rounds at the Genesis Open at Riviera CC…With scores of 69-69-71-71—280 (-8), was one of just three players to post all four sub-par rounds in the Farmers Insurance Open (C.T. Pan, Robert Streb). It marked just his second time in 21 career starts on the PGA TOUR to post four below-par scores in an event (2016 RSM Classic/T6). His 8-under 280 total at Torrey Pines was good for a T9 finish with four others…Earned his first top-10 on the PGA TOUR at The RSM Classic, posting rounds of 66-68-66-68 for a T6 finish.

PERSONAL:

Didn't take up golf until he was 12, was focused on baseball and basketball growing up…Would love to own a boat and sail around the world…Had four holes-in-one in 2007.

PLAYER STATISTICS

MISCELLANEOUS PGA TOUR STATISTICS

Career PGA TOUR Low Round/Round: 63–2 times, most recent 2017 Wyndham Championship/2
Largest Career PGA TOUR Paycheck/Finish: $626,400–2017 Wyndham Championship/2
Career High FedExCup Rank: After 2018 Safeway Open/17
Career High Official World Rank: After 2017 Wyndham Championship/96

PGA TOUR CAREER SUMMARY — PLAYOFF RECORD: 0-0

Year	Events Played	Cuts Made	1st	2nd	3rd	Top 10	Top 25	FedExCup Pts/ Rank	Earnings/ Rank
2015A	3	2					1		
2015	4	2					2		$160,107/
2016	7	4							68,586/
2017	28	19		1	1	5	7	897/60	1,935,669/52
Total	42	27		1	1	5	10		2,164,361

WEB.COM TOUR

Year	Events Played	Cuts Made	1st	2nd	3rd	Top 10	Top 25	Earnings/Rank
2014A	1	1				1	1	
2016	20	12	1	1		5	7	$279,127/6
Total	21	13	1	1		6	8	281,687

*** Majors and World Golf Championships are considered official on multiple tours***

PGA TOUR TOP TOURNAMENT SUMMARY

Year	15	16	17
U.S. Open	T42		
The Open Championship	T12		
THE NORTHERN TRUST			CUT
Dell Technologies Championship			CUT
BMW Championship			66



Charl Schwartzel (CHAR-ul SCHWORT-zul)

EXEMPT STATUS: 2015-16 tournament winner (through 2017-18)
FULL NAME: Charl Schwartzel
HEIGHT: 5-11
WEIGHT: 160
BIRTHDATE: August 31, 1984
BIRTHPLACE: Johannesburg, South Africa
RESIDENCE: Vereeniging, South Africa

FAMILY: Wife, Rosalind; Olivia (3/16/14)
SPECIAL INTERESTS: Hunting, cars
TURNED PROFESSIONAL: 2002
JOINED TOUR: 2010

PGA TOUR VICTORIES (2):

2011 Masters Tournament. **2016** Valspar Championship.

INTERNATIONAL VICTORIES (13):

2004 Alfred Dunhill Championship [Eur], **2006** Vodacom Tour Championship [SAf], **2007** Open de Espana [Eur], **2008** Madrid Masters [Eur], **2010** Africa Open [Eur], Joburg Open [Eur], **2011** Joburg Open [Eur], **2012** Thailand Golf Championship [Asia], Alfred Dunhill Championship [Eur], **2013** Nanshan China Masters [OneAsia], Alfred Dunhill Championship [Eur], **2015** Alfred Dunhill Championship [Eur], **2016** Tshwane Open [Eur].

2016-17 SEASON:

Advanced to the FedExCup Playoffs for the seventh consecutive season, but failed to reach the TOUR Championship, finishing No. 44 in the FedExCup. Made 15 cuts in 18 starts with three top-10 finishes, including a season-best T2 at the FedEx St. Jude Classic and third at the Masters Tournament…Represented the International Team in his fourth consecutive Presidents Cup competition with a 1-2-0 record in 2017. Defeated Matt Kuchar 1-up in final-day Singles match, but suffered the biggest loss of any match at Liberty National when he paired with Anirban Lahiri to lose 6- and-5 to Charley Hoffman/Kevin Chappell in second-day Four-ball match. Sat out all of day-three matches…Earned his third top-10 of the season with a T2 in his second start in the FedEx St. Jude Classic. Missed the cut in his only other previous start in 2010…The 2011 Masters champion overcame a lackluster start in rounds one and two (74-72) with back-to-back 68s on the weekend to finish at 6-under 282 in his eighth Masters appearance. Sank a 15-foot birdie putt on the 72nd hole to post the Sunday 68 and finish alone in third place…In defense of his Valspar Championship title, posted four sub-par scores to finish at 9-under 275 and claim solo-sixth for his first top-10 of the season.

PERSONAL:

Owns a farm in South Africa…Enjoys watersports, skiing and clay pigeon shooting…Says his idol is Angus Buchan, a farmer "who gave his life to God."

PLAYER STATISTICS

MISCELLANEOUS PGA TOUR STATISTICS

Career PGA TOUR Low Round/Round: 63–2 times, most recent 2013 HP Byron Nelson Championship/1
Largest Career PGA TOUR Paycheck/Finish: $1,440,000–2011 Masters Tournament/1
Career High FedExCup Rank: After 2016 Frys.com Open/6
Career High Official World Rank: After 2012 Tavistock Cup/6

PGA TOUR CAREER SUMMARY — PLAYOFF RECORD: 1-0

Year	Events Played	Cuts Made	1st	2nd	3rd	Top 10	Top 25	FedExCup Pts/ Rank	Earnings/ Rank
2003	1								
2005	4	1					1		
2006	8	6					1		$108,282/
2007	6	4							77,803/
2008	1	1							16,250/
2009	6	4					1		76,741/
2010	11	9		1	1	3	6		676,845/
2011	15	15	1			3	10	1,560/32	2,604,558/24
2012	16	13				2	7	1,041/61	1,138,844/89
2013	19	17			2	5	13	490/27	2,256,723/25
2014	18	15				5	11	1,405/43	1,997,482/44
2015	19	15			1	3	4	584/108	1,209,528/81
2016	19	18	1			5	12	430/25	2,936,027/28
2017	18	15		1	1	3	6	1,081/44	2,156,036/43
Total	161	133	2	2	5	29	72		15,255,119

*** Majors and World Golf Championships are considered official on multiple tours***

PGA TOUR TOP TOURNAMENT SUMMARY

Year	03	04	05	06	07	08	09	10	11	12	13	14	15
Masters								T30	**1**	T50	T25	CUT	T38
U.S. Open				T48	T30		CUT	T16	T9	T38	14	CUT	7
The Open Championship	CUT		CUT	T22	CUT		CUT	T14	T16	CUT	T15	T7	T68
PGA Championship				CUT	CUT	T52	T43	T18	T12	T59	CUT	T15	T37
THE PLAYERS					T58			CUT	T26		T55	T48	T51
Dell Technologies Match Play							T17	T9	T17	T17	T33	T17	T9
Bridgestone Invitational				T36				T58	T53	T24	T21	T4	T31
Mexico Championship			T18	T41	T35			2	T24	T4	T16	T9	T44
HSBC Champions								T16	T4				T64
THE NORTHERN TRUST										T24	T25	T30	CUT
Dell Technologies Championship									T21	T47	T22	T43	
BMW Championship									T42	T28	T8	T12	
TOUR Championship											29		

Year	16	17
Masters	CUT	3
U.S. Open	T23	CUT
The Open Championship	T18	T62
PGA Championship	T42	T48
THE PLAYERS		CUT
Dell Technologies Match Play	T18	T17
Bridgestone Invitational	T7	T24
Mexico Championship	T17	T38
HSBC Champions	T35	T30
THE NORTHERN TRUST	T53	T29
Dell Technologies Championship	70	T25
BMW Championship	T4	T27
TOUR Championship	T10	

NATIONAL TEAMS: Presidents Cup (4), 2011, 2013, 2015, 2017; World Cup (1), 2011.

Adam Scott

EXEMPT STATUS: Winner, 2013 Masters tournament (through 2020-21)
FULL NAME: Adam Scott
HEIGHT: 6-0
WEIGHT: 180
BIRTHDATE: July 16, 1980
BIRTHPLACE: Adelaide, Australia
RESIDENCE: Crans sur Sierre, Switzerland
FAMILY: Wife, Marie; Bo Vera (2/15/15), Byron (8/18/17)
EDUCATION: University of Nevada-Las Vegas
SPECIAL INTERESTS: Music, design, photography, surfing
TURNED PROFESSIONAL: 2000
JOINED TOUR: 2003

PGA TOUR VICTORIES (13):

2003 Deutsche Bank Championship. **2004** THE PLAYERS Championship, Booz Allen Classic. **2006** THE TOUR Championship presented by Coca-Cola. **2007** Shell Houston Open. **2008** EDS Byron Nelson Championship. **2010** Valero Texas Open. **2011** World Golf Championships-Bridgestone Invitational. **2013** Masters Tournament, The Barclays. **2014** Crowne Plaza Invitational at Colonial. **2016** The Honda Classic, World Golf Championships-Cadillac Championship.

INTERNATIONAL VICTORIES (13):

2001 Alfred Dunhill PGA Championship [SAf]. **2002** Qatar Masters [Eur], Gleneagles Scottish PGA Championship [Eur]. **2003** Scandic Carlsberg Scandinavian Masters [Eur]. **2005** Singapore Open [Asia], Johnnie Walker Classic [Eur]. **2006** Singapore Open [Asia]. **2008** Commercialbank Qatar Masters [Eur]. **2009** Australian Open [Aus]. **2010** Barclays Singapore Open [Asia]. **2012** Talisker Masters [Aus]. **2013** Australian PGA Championship [Aus], Talisker Masters [Aus].

OTHER VICTORIES (2):

2005 Nissan Open [unofficial, 36 holes]. **2013** ISPS Handa World Cup [with Jason Day].

2016-17 SEASON:

Advanced to the FedExCup Playoffs for the 11th consecutive season, one of 13 players to achieve this feat in the 11 seasons of the FedExCup Playoffs. Entered the Playoffs at No. 62, however, chose not to compete in opening Playoffs event, THE NORTHERN TRUST, staying in Australia for the birth of his son, Byron. Surprisingly, decided to return to compete in second Playoffs event at TPC Boston in an effort to advance, but missed the cut at the Dell Technologies Championship and finished the season No. 79. Made 13 cuts in 16 starts for the season while recording four top-10 finishes, including a T9 at the Masters Tournament and a season-best T6 at THE PLAYERS…Represented the International Team at the Presidents Cup for the eighth consecutive time, posting a 1-3-0 record at Liberty National to bring his overall record to 14-20-5. Paired with rookie Jhonattan Vegas for two losses on the first two days. Lost again, in day three Foursomes, with rookie Adam Hadwin before sitting out afternoon Four-ball session. Posted a 3-and-2 victory over Brooks Koepka in Sunday Singles…In his first start in the FedEx St. Jude Classic in 10 years, finished T10 in Memphis, highlighted by a second-round 64. Marked his second top-10 in two starts at TPC Southwind, following a seventh-place effort in his first and only other start in 2007…The 2004 PLAYERS champion earned his fourth top-10 in his 16th start at the 2017 PLAYERS Championship. With rounds of 70-72-71-70, finished five strokes behind winner Si Woo Kim, who supplanted him as the youngest winner of the tournament…In his 16th start at the Masters, the 2013 champion overcame a 3-over 75 in round one with scores of 69-69-73 to finish T9 at 2-under 286 with Ryan Moore. The finish marked his fifth top-10 showing at Augusta…Finished T9 at the ISPS HANDA World Cup with teammate Marc Leishman on the Australia team at Kingston Heath Golf Club in Australia in late-November…Following top-10 finishes in all four FedExCup Playoffs events in 2015-16, opened the season with a T10 at the CIMB Classic in Malaysia. Marked his second consecutive top-10 at TPC Kuala Lumpur following his runner-up in 2015.

PERSONAL:

Golf hero is countryman Greg Norman, who along with former coach Butch Harmon, urged him to play several seasons on the European Tour…First coach was his father Phil, a former club pro…Has residences in the Bahamas and Switzerland…Married wife, Marie, in a surprise ceremony in the Bahamas after the 2014 Masters.

PLAYER STATISTICS

MISCELLANEOUS PGA TOUR STATISTICS

Career PGA TOUR Low Round/Round: 62–6 times, most recent 2014 Arnold Palmer Invitational presented by MasterCard/1
Largest Career PGA TOUR Paycheck/Finish: $1,620,000–2016 World Golf Championships–Cadillac Championship/1
Career High FedExCup Rank: After 2016 Wells Fargo Championship/1
Career High Official World Rank: After 2014 RBC Canadian Open/1

PGA TOUR CAREER SUMMARY — PLAYOFF RECORD: 3-0

Year	Events Played	Cuts Made	1st	2nd	3rd	Top 10	Top 25	FedExCup Pts/ Rank	Earnings/ Rank
2000	6	1							$10,200/
2001	6	4					1		93,026/
2002	10	7				2	4		339,157/
2003	14	11	1		1	2	6		1,238,736/55
2004	16	12	2	1	1	7	8		3,724,984/7
2005	19	18		1		6	8		2,592,255/15
2006	19	17	1	3	3	10	14		4,978,858/3
2007	19	17	1	1		6	10	100,684/12	3,413,185/11
2008	15	13	1			3	7	101,295/47	1,979,160/39
2009	19	9		1		1	2	432/110	783,138/108
2010	20	16	1			4	8	640/19	2,489,402/28
2011	18	14	1	1	1	7	10	778/16	3,764,797/11
2012	16	15		1	1	5	11	560/25	2,899,557/25
2013	16	16	2		2	6	10	2,278/4	4,892,611/6
2014	17	17	1		1	10	16	835/12	4,098,588/13
2015	15	11				3	5	585/106	1,382,365/70
2016	20	20	2	2		9	14	1,930/4	6,473,090/3
2017	16	13				4	9	642/79	1,695,144/64
2018	1	1					1	36/68	81,400/57
Total	281	231	13	11	10	85	143		46,848,251

*** Majors and World Golf Championships are considered official on multiple tours***

PGA TOUR TOP TOURNAMENT SUMMARY

Year	00	01	02	03	04	05	06	07	08	09	10	11	12
Masters			T9	T23	CUT	T33	T27	T27	T25	CUT	T18	T2	T8
U.S. Open			CUT	CUT	CUT	T28	T21	CUT	T26	T36	CUT	CUT	T15
The Open Championship	CUT	T47	CUT	CUT	T42	T34	T8	T27	T16	CUT	T27	T25	2
PGA Championship		CUT	T23	T23	T9	T40	T3	T12	CUT	CUT	T39	7	T11
THE PLAYERS			CUT	T17	**1**	T8	T53	T6	T54	CUT	T26	CUT	T15
Dell Technologies Match Play			T17	3	T9	T5	T17	T33	T17	T33	T17	T33	T33
Bridgestone Invitational				T64	T55	T36	T10	T36	T56	T51	T9	**1**	T45
Mexico Championship		CNL	T39	T40	T36	T29	T2	T61	T9	T66	T50	T6	T13
HSBC Champions											T25	T11	8
THE NORTHERN TRUST								T14	CUT	T58	T9	T67	62
Dell Technologies Championship								T17	T73		T5	T8	T7
BMW Championship								4	T50		T15	T37	T6
TOUR Championship								T26			27	T6	19

Year	13	14	15	16	17
Masters	**1**	T14	T38	T42	T9
U.S. Open	T45	T9	T4	T18	CUT
The Open Championship	T3	T5	T10	T43	T22
PGA Championship	T5	T15	CUT	T18	T61
THE PLAYERS	T19	T38	T38	T12	T6
Dell Technologies Match Play	T33		T52	T28	
Bridgestone Invitational	T14	T8	T45	T10	T13
Mexico Championship	T3	T25	T4	**1**	T45
HSBC Champions			T12	70	T14
THE NORTHERN TRUST	**1**	T15	CUT	T4	
Dell Technologies Championship	T53	T16		4	CUT
BMW Championship	T28	T8		T4	
TOUR Championship	T14	T9		T8	

NATIONAL TEAMS: Presidents Cup (8), 2003, 2005, 2007, 2009, 2011, 2013, 2015, 2017; World Cup (4), 2001, 2002, 2013, 2016.



John Senden

EXEMPT STATUS: Major Medical Extension
FULL NAME: John Gerard Senden
HEIGHT: 6-4
WEIGHT: 200
BIRTHDATE: April 20, 1971
BIRTHPLACE: Brisbane, Queensland, Australia
RESIDENCE: Flower Mound, Texas
FAMILY: Wife, Jackie; Jacob

SPECIAL INTERESTS: Spending time with family, bike riding, fishing
TURNED PROFESSIONAL: 1992
Q SCHOOL: 2001
JOINED TOUR: 2002

PGA TOUR VICTORIES (2):

2006 John Deere Classic. **2014** Valspar Championship.

INTERNATIONAL VICTORIES (4):

1996 Indonesian PGA Championship. **1998** Interlaken Open [EurChall], Alliance Open [EurChall]. **2006** Australian Open [Aus].

2016-17 SEASON:

Made the last of just 14 starts during the 2016-17 season with a missed cut at the Valero Texas Open in late April. Took a leave from the PGA TOUR following the announcement that his son, Jacob, had been diagnosed with a brain tumor. Will begin the 2017-18 season on a Major Medical Extension, with 13 events available to earn 310 points to equal No. 125 J.J. Henry's 365 point total on the 2017 FedExCup points list. Should he do so, will retain eligibility through the end of the season.

PERSONAL:

Was entered in the two-man team event at the 2017 Zurich Classic of New Orleans with fellow Australian Rod Pampling but withdrew early before the tournament began for personal reasons. Announced later in the week that he was taking an indefinite break from the TOUR as his 13-year-old son, Jacob, was battling a brain tumor…If he weren't playing golf, he would be "working on the sheep and cattle station owned by the in-laws."…Remains an avid supporter of the Brisbane Bronco's rugby league team.

PLAYER STATISTICS

MISCELLANEOUS PGA TOUR STATISTICS

Career PGA TOUR Low Round/Round: 62–2004 Bob Hope Chrysler Classic/3
Largest Career PGA TOUR Paycheck/Finish: $1,026,000–2014 Valspar Championship/1
Career High FedExCup Rank: After 2011 BMW Championship/9
Career High Official World Rank: After 2012 Tavistock Cup/28

PGA TOUR CAREER SUMMARY — PLAYOFF RECORD: 0-0

Year	Events Played	Cuts Made	1st	2nd	3rd	Top 10	Top 25	FedExCup Pts/ Rank	Earnings/ Rank
2002	30	18				1	8		$578,613/114
2003	33	22					5		601,670/108
2004	28	21				2	7		698,203/114
2005	29	21				3	6		855,325/97
2006	28	20	1			3	10		1,650,674/45
2007	27	21		1	1	5	8	92,439/55	1,899,558/39
2008	28	20		1		3	8	101,937/37	1,269,083/86
2009	29	22		1		7	11	560/24	2,305,492/27
2010	30	21				2	10	1,192/50	1,274,058/69
2011	26	20		1		3	14	1,030/13	2,294,811/33
2012	22	19				5	11	445/30	1,916,651/42
2013	25	16					3	498/109	667,027/120
2014	27	22	1			5	9	585/23	2,856,685/25
2015	24	16				3	6	848/73	1,422,033/69
2016	28	16				1	8	719/88	989,841/108
2017	14	5						55/209	104,044/212
Total	428	300	2	4	1	43	124		21,383,767

*** Majors and World Golf Championships are considered official on multiple tours***

PGA TOUR TOP TOURNAMENT SUMMARY

Year	02	03	04	05	06	07	08	09	10	11	12	13	14
Masters							CUT		CUT		CUT	T35	T8
U.S. Open			CUT						CUT	T30	T10	T15	CUT
The Open Championship	CUT				T35	T45		CUT	T48		T34	CUT	T58
PGA Championship					CUT	T4	T42	CUT	CUT	T19	T32	T70	CUT
THE PLAYERS		CUT	T58	T22	CUT	T52	CUT	T37	CUT	CUT	CUT	T43	T26
Dell Technologies Match Play							T33				T9	T33	
Bridgestone Invitational						45					T16		T26
Mexico Championship									T11		T6	T20	
HSBC Champions										19	T28		
THE NORTHERN TRUST						CUT	T31	T64	T15	CUT	T19	T62	T22
Dell Technologies Championship						T23	T33	T11	8	T21	12		T5
BMW Championship						T52	T50	T20	T63	2	T56		T23
TOUR Championship								T10		25	26		26

Year	15	16
Masters	T38	
U.S. Open	T14	
The Open Championship	T40	
PGA Championship	CUT	T18
THE PLAYERS	T8	CUT
Dell Technologies Match Play	T5	
Mexico Championship	T31	
HSBC Champions	T35	
THE NORTHERN TRUST	T45	T31
Dell Technologies Championship	T33	CUT

NATIONAL TEAMS: World Cup (1), 2006.



Conrad Shindler

EXEMPT STATUS: 30th on 2017 Web.com Tour priority list
FULL NAME: Conrad James Shindler
HEIGHT: 5-8
WEIGHT: 200
BIRTHDATE: July 20, 1988
BIRTHPLACE: Phoenix, Arizona
RESIDENCE: Dallas, Texas
WIFE: Theresa

EDUCATION: Texas A&M University
TURNED PROFESSIONAL: 2011
JOINED TOUR: 2018
Web.com Tour Graduate (2017)

BEST PGA TOUR CAREER FINISH:

T75—2016 AT&T Byron Nelson.

WEB.COM TOUR VICTORIES (1):

2017 Rex Hospital Open.

2016-17 SEASON:

Finished the Web.com Tour season with 24 starts, one win, and 15 cuts made. Was 30th in the final priority-ranking order. Secured his PGA TOUR card for the 2017-18 season with a 17th-place finish on the 2017 Web.com Tour Regular Season money list…Finished inside the top 10 for the fourth time in 2017 with a T9 finish at the Albertsons Boise Open…Posted his third top-10 of the season at the WinCo Foods Portland Open with a T8 finish. Held a share of the first-round lead with an 8-under 63…Held the 18-, 36- and 54-hole lead at the Nashville Golf Open, thanks to a course-record-tying 62 (-10) in the opening round. Closed with a 4-over 75 to finish the week tied for 25th…Defeated hometown favorite Chesson Hadley on the first playoff hole with a par for his first career Web.com Tour victory at the Rex Hospital Open. Forced a playoff with Hadley with a final-round 67 and then two-putted for par on the first playoff hole for the victory to move up to fifth on the Web.com Tour money list. Posted a front-nine 4-under 32 to take the lead in the final round and then played the back nine in even-par to post 15-under 269…Carded 69-65 on the weekend at the Panama Claro Championship for a T5, the first top-10 of his career.

PERSONAL:

Favorite professional team is the Dallas Stars…Family moved from Minnesota to Texas the same year as the Stars. Favorite college team is Texas A&M.

PLAYER STATISTICS

MISCELLANEOUS PGA TOUR STATISTICS

Career PGA TOUR Low Round/Round: 69–2 times, most recent 2016 AT&T Byron Nelson/2
Largest Career PGA TOUR Paycheck/Finish: $13,797–2016 AT&T Byron Nelson/T75
Career High Official World Rank: After 2017 BMW Championship/334

PGA TOUR CAREER SUMMARY — PLAYOFF RECORD: 0-0

Year	Events Played	Cuts Made	1st	2nd	3rd	Top 10	Top 25	FedExCup Pts/ Rank	Earnings/ Rank
2013	1								
2016	1	1							$13,797/
Total	2	1							13,797

WEB.COM TOUR

Year	Events Played	Cuts Made	1st	2nd	3rd	Top 10	Top 25	Earnings/Rank
2015	2	1						$1,625/234
2017	24	15	1			4	9	203,483/17
Total	26	16	1			4	9	234,908

*** Majors and World Golf Championships are considered official on multiple tours***



Ben Silverman

EXEMPT STATUS: 18th on 2017 Web.com Tour priority list
FULL NAME: Benjamin William Silverman
HEIGHT: 5-10
WEIGHT: 160
BIRTHDATE: November 15, 1987
BIRTHPLACE: Thornhill, Ontario, Canada
RESIDENCE: West Palm Beach, Florida
FAMILY: Wife, Morgan; Jack Palmer (07/18/17)
EDUCATION: Johnson & Wales University; Florida Atlantic University (2010, Psychology)
SPECIAL INTERESTS: CrossFit, snowboarding, adventure hikes, exploring new walking trails, beach, movies, anything involving competition
TURNED PROFESSIONAL: 2010
JOINED TOUR: 2018
Web.com Tour Graduate (2017)

WEB.COM TOUR VICTORIES (1):

2017 Price Cutter Charity Championship presented by Dr Pepper.

INTERNATIONAL VICTORIES (1):

2013 Maccbiah Games [Israel]

2016-17 SEASON:

Finished the Web.com Tour season with 22 starts, one win, and 16 cuts made. Was 18th in the final priority-ranking order. Secured his PGA TOUR card for the 2017-18 season with a 10th-place finish on the 2017 Web.com Tour Regular Season money list…Recorded his fourth consecutive top-10 to close the Regular Season at the WinCo Foods Portland Open with a T2 finish…Followed up his victory at the Price Cutter Charity Championship with a T7 finish at the News Sentinel Open, marking his third consecutive top-10…Posted rounds of 70-63-63-67--263 (25-under) to earn his first Web.com Tour title at the Price Cutter Charity Championship. Back-to-back rounds of 63 delivered a one-shot lead entering Sunday's final round, where a closing 67 gave him a one-shot win over Talor Gooch. Played his final 61 holes bogey-free on his way to becoming the second straight Canadian to win in Springfield (Mackenzie Hughes). Birdied the 72nd hole to earn his maiden Tour victory and secure his PGA TOUR card…Recorded a T5 finish at the Utah Championship presented by Zions Bank with a four-day total of 19-under 265…Recorded a career-best T5 finish at the Utah Championship presented by Zions Bank with a four-day total of 19-under 265…Posted his first top-10 of the season at the Rust-Oleum Championship with a T8 finish.

PERSONAL:

Still a great ice hockey player. Played hockey competitively until he was about 15. Played various sports in high school including baseball, basketball, ultimate frisbee and cross-country running. Did not decide to be a professional golfer until age 16. Shot 118 in his first Canadian Junior Golf Association tournament…Loves finding farm-to-table restaurants in new towns...Favorite professional teams are Miami Heat and the Miami Dolphins…Wife, Morgan, caddied for him on the Web.com Tour in 2017 until she was four and a half months pregnant with the couple's first child.

PGA TOUR CAREER SUMMARY — PLAYOFF RECORD: 0-0

Year	Events Played	Cuts Made	1st	2nd	3rd	Top 10	Top 25	FedExCup Pts/ Rank	Earnings/ Rank
2014	1								
Total	1								

WEB.COM TOUR

Year	Events Played	Cuts Made	1st	2nd	3rd	Top 10	Top 25	Earnings/Rank
2013	1							
2016	16	5					1	$23,233/131
2017	22	16	1	1		5	10	256,906/10
Total	39	21	1	1		5	11	301,420

*** Majors and World Golf Championships are considered official on multiple tours***

Webb Simpson

EXEMPT STATUS: 2013-14 tournament winner (through 2017-18)
FULL NAME: James Frederick Webb Simpson
HEIGHT: 6-2
WEIGHT: 185
BIRTHDATE: August 8, 1985
BIRTHPLACE: Raleigh, North Carolina
RESIDENCE: Charlotte, North Carolina

FAMILY: Wife, Dowd Keith; James (2/15/11), Willow (7/28/12), Wyndham (5/12/14), Mercy (5/10/16)
EDUCATION: Wake Forest University (2008, Religion)
TURNED PROFESSIONAL: 2008
Q SCHOOL: 2008
JOINED TOUR: 2009
Web.com Tour Alumnus

PGA TOUR VICTORIES (4):

2011 Wyndham Championship, Deutsche Bank Championship. **2012** U.S. Open. **2013** Shriners Hospitals for Children Open.

2016-17 SEASON:

Claimed four top-10 finishes in 24 starts through the Wyndham Championship, where he finished third. Advanced to the FedExCup Playoffs for a ninth consecutive season, where he collected top-10 showings in two of the four Playoffs events. Ended his season ranked 17th in the FedExCup standings…Posted rounds of 66-67-72-70--275 (-5) to finish T13 at the TOUR Championship and end his season at No. 17 in the FedExCup standings…Fashioned a 3-under 68 in the final round to finish T9, his second top-10 in seven starts at the BMW Championship…Sat T95 in the 125-player field at THE NORTHERN TRUST after first-round 3-over 73. Hit 14 of 18 greens in the final round, his best effort of the week in that category, to produce a 5-under 65 for a T6 result. Marked his third top-10 result in nine appearances at THE NORTHERN TRUST, and his second consecutive on TOUR following a third-place finish at the Wyndham Championship a week earlier. A final-round 3-under 67 led to a solo third-place finish at the Wyndham Championship (site of his 2011 victory), four strokes behind champion Henrik Stenson. In search of his fifth career PGA TOUR victory and first since the 2013 Shriners Hospitals for Children Open, moved from No. 37 to No. 25 as he earned his ninth consecutive trip to the FedExCup Playoffs…Earned his third top-10 of the season with a T8 in the Travelers Championship. Marked his second top-10 in his last three starts at TPC River Highlands…The 54-hole leader made two bogeys and one birdie on Sunday at the DEAN & DELUCA Invitational and posted a final-round, 1-over 71 to finish solo-fifth, two strokes behind champion Kevin Kisner. Had entered the final round with a two-stroke cushion, falling to two of six when carrying the lead/co-lead into the final round. In his seventh start of the season, suffered a playoff loss at the Waste Management Phoenix Open. Birdied three of the final four holes to post a final-round, 7-under 64 and get in at 17-under, then waited 40 minutes to see Hideki Matsuyama match his 17-under 267 total. Marked his fifth playoff appearance and fourth loss (1-4 record).

PERSONAL:

Attended the same high school (Raleigh Broughton) and college (Wake Forest) as 11-time PGA TOUR and three-time PGA TOUR Champions winner Scott Hoch…Grew up playing against Brendon Todd, another PGA TOUR rookie in 2009, during their youth in the Raleigh, N.C., area…One of six children…Would include his grandfather (Fred Webb), father (Sam Simpson) and son (James) in his dream foursome.

PLAYER STATISTICS

MISCELLANEOUS PGA TOUR STATISTICS
Career PGA TOUR Low Round/Round: 62–2015 Sony Open in Hawaii/1
Largest Career PGA TOUR Paycheck/Finish: $1,440,000–2 times, most recent 2012 U.S. Open/1
Career High FedExCup Rank: After 2014 Hyundai Tournament of Champions/1
Career High Official World Rank: After 2012 Deutsche Bank Championship/5

PGA TOUR CAREER SUMMARY — PLAYOFF RECORD: 1-4

Year	Events Played	Cuts Made	1st	2nd	3rd	Top 10	Top 25	FedExCup Pts/ Rank	Earnings/ Rank
2006A	1								
2008A	1	1							
2008	5	2							$38,460/
2009	30	17				4	8	986/62	1,249,674/70
2010	31	18				2	7	628/85	972,962/94
2011	26	23	2	3		12	21	2,745/2	6,347,353/2
2012	22	18	1		1	7	10	785/16	3,436,758/17
2013	25	21		1		5	15	1,050/11	2,957,582/20
2014	25	19	1		3	9	11	525/25	3,539,601/17
2015	22	19		1		5	8	1,213/48	2,046,260/43
2016	20	15			1	2	7	750/84	1,450,355/73
2017	28	23		1	1	6	12	527/17	3,209,646/23
Total	236	176	4	6	6	52	99		25,248,651

WEB.COM TOUR

Year	Events Played	Cuts Made	1st	2nd	3rd	Top 10	Top 25	Earnings/Rank
2008	8	5		2		2	4	$148,991/45
Total	8	5		2		2	4	148,991

*** Majors and World Golf Championships are considered official on multiple tours***

PGA TOUR TOP TOURNAMENT SUMMARY

Year	09	10	11	12	13	14	15	16	17
Masters				T44	CUT	CUT	T28	T29	CUT
U.S. Open			T14	**1**	T32	T45	T46	CUT	T35
The Open Championship			T16		T64	CUT	T40	T39	T37
PGA Championship			CUT	CUT	T25	CUT	T54	T13	T33
THE PLAYERS	CUT	CUT	T69	CUT	T15	CUT	T66		T16
Dell Technologies Match Play				T33	T5	T9	T17		T58
Bridgestone Invitational					T14	T31	T25		
Mexico Championship				T35	T20	T47	T7		
THE NORTHERN TRUST	8	T36	T10	CUT	T15	CUT	T30	T48	T6
Dell Technologies Championship	CUT	CUT	**1**	T18	T53	T9	T44	CUT	T75
BMW Championship	T61		5	T51	T24	T53	T64		T9
TOUR Championship			22	T5	4	T23			T13

NATIONAL TEAMS: Presidents Cup (2), 2011, 2013; Ryder Cup (2), 2012, 2014; Walker Cup (1), 2007; Palmer Cup (1), 2007.

Vijay Singh (VEE-jay SING)

WORLD GOLF HALL OF FAME MEMBER (2006)
EXEMPT STATUS: Life Member
FULL NAME: Vijay Singh
HEIGHT: 6-2
WEIGHT: 208
BIRTHDATE: February 22, 1963
BIRTHPLACE: Lautoka, Fiji
RESIDENCE: Ponte Vedra Beach, Florida

FAMILY: Qass Seth (6/19/90)
SPECIAL INTERESTS: Cricket, rugby, soccer, fitness
TURNED PROFESSIONAL: 1982
JOINED TOUR: 1993

FEDEXCUP CHAMPION (1):
2008

PGA TOUR VICTORIES (34):
1993 Buick Classic. **1995** Phoenix Open, Buick Classic. **1997** Memorial Tournament, Buick Open. **1998** PGA Championship, Sprint International. **1999** Honda Classic. **2000** Masters Tournament. **2002** Shell Houston Open, THE TOUR Championship presented by Coca-Cola. **2003** Phoenix Open, EDS Byron Nelson Championship, John Deere Classic, FUNAI Classic at the WALT DISNEY WORLD Resort. **2004** AT&T Pebble Beach National Pro-Am, Shell Houston Open, HP Classic of New Orleans, Buick Open, PGA Championship, Deutsche Bank Championship, Bell Canadian Open, 84 LUMBER Classic, Chrysler Championship. **2005** Sony Open in Hawaii, Shell Houston Open, Wachovia Championship, Buick Open. **2006** Barclays Classic. **2007** Mercedes-Benz Championship, Arnold Palmer Invitational presented by MasterCard. **2008** World Golf Championships-Bridgestone Invitational, The Barclays, Deutsche Bank Championship.

INTERNATIONAL VICTORIES (22):
1984 Malaysian PGA Championship [Asia]. **1988** Nigerian Open [Afr], Swedish PGA. **1989** Volvo Open di Firenze [Eur], Ivory Coast Open [Afr], Nigerian Open [Afr], Zimbabwe Open [SAf]. **1990** El Bosque Open [Eur]. **1991** King Hassan Trophy [Morocco]. **1992** Turespana Masters Open de Andalucia [Eur], Malaysian Open [Asia], Volvo German Open [Eur]. **1993** Bells Cup [SAf]. **1994** Scandinavian Masters [Eur], Lancome Trophy [Eur]. **1995** Passport Open [Asia], **1997** South African Open [SAf], Toyota World Match Play Championship [Eur], **2000** Johnnie Walker Taiwan Open. **2001** Carlsberg Malaysian Open [Asia], Caltex Singapore Masters [Asia]. **2007** Kolon-Hana Bank Korea Open [Asia].

OTHER VICTORIES (3):
2001 Telus Skins Game. **2003** Telus Skins Game. **2008** Chevron World Challenge.

2016-17 SEASON:
Failed to advance to the FedExCup Playoffs for just the second time after making just six cuts in 18 starts on the PGA TOUR in the 2016-17 season. Will compete on TOUR in the 2017-18 season out of the Life Member category. Also competed on PGA TOUR Champions, where he picked up his first career victory on that tour…Finished T3 at the Dominion Energy Charity Classic, the first of three Charles Schwab Cup Playoffs events. Tied the competitive course record with a 9-under-par 63 on Saturday. Was among the early leaders in Sunday's final round but dropped out of contention after some difficulty midway through his round when he was 3-over par during a seven-hole stretch…Made a late charge on Sunday at the SAS Championship before finishing T2, three strokes shy of Colin Montgomerie. Two critical mistakes proved costly in the event. Started his second round with a triple bogey on his opening hole and had a double bogey on No. 3 on Sunday, dropping five strokes…Was T8 at the Shaw Charity Classic in Calgary in September…Best showing on the PGA TOUR was a T14 at the RBC Canadian Open. The 2004 RBC Canadian Open winner opened with a 66, one shot off the first-round lead. He stayed in the top five on the leaderboard until a third-round 71. Closed with a 68, for a 15-under total…Was among three players finishing T7 at the U.S. Senior Open in early July…Broke through for his first victory on PGA TOUR Champions when he teamed with Carlos Franco to win the Bass Pro Shops Legends of Golf at Big Cedar Lodge. The pair started Sunday's final round seven strokes behind first-round leaders Fred Funk and Jeff Sluman. However, a fast start on the front nine included a record front-nine score of 7-under-par 20. They followed with a 5-under-par on the back nine for a record 18-hole score of 12-under-par 42, which was another tournament record at Top of the Rock. The 12 birdies in the final round was also a new mark.

PERSONAL:
Fiji's only world-class golfer…Learned game from his father, an airplane technician who also taught golf…Noted for his rigorous practice routine…Once held a club professional position in Borneo…Of Indian ancestry, first name means "victory" in Hindi…Established the Vijay Singh Charitable Foundation, benefiting charities and non-profit agencies that provide assistance, shelter, counseling and support to women and children who are victims of domestic abuse. The Betty Griffin House of St John's County, Fla. (Safety Shelter of St. John's County), was one of the first beneficiaries of the foundation.

PLAYER STATISTICS

MISCELLANEOUS PGA TOUR STATISTICS
Career PGA TOUR Low Round/Round: 61–2006 Deutsche Bank Championship/3
Largest Career PGA TOUR Paycheck/Finish: $1,350,000–2008 World Golf Championships–Bridgestone Invitational/1
Career High FedExCup Rank: After 2008 THE TOUR Championship presented by Coca-Cola/1
Career High Official World Rank: After 2005 the Memorial Tournament/1

PGA TOUR CAREER SUMMARY — PLAYOFF RECORD: 8-4

Year	Events Played	Cuts Made	1st	2nd	3rd	Top 10	Top 25	FedExCup Pts/ Rank	Earnings/ Rank
1992	4	4				1	3		$70,680/156
1993	14	12	1	1		6	10		657,831/19
1994	21	16		2		3	7		325,959/52
1995	22	17	2			9	13		1,018,713/9
1996	24	24		1		9	16		855,140/17
1997	21	21	2			4	9		1,059,236/16
1998	26	23	2	3		7	18		2,238,998/2
1999	29	26	1	1	1	11	21		2,283,233/4
2000	26	24	1	1	3	8	15		2,573,835/5
2001	26	24		2	4	14	22		3,440,829/4
2002	28	24	2		2	11	17		3,756,563/3
2003	27	26	4	5		18	24		7,573,907/1
2004	29	28	9	2	1	18	24		10,905,166/1
2005	30	26	4	2	3	18	25		8,017,336/2
2006	27	25	1	2		13	17		4,602,416/4
2007	27	25	2	1		7	16	101,064/10	4,728,376/3
2008	23	18	3	2	1	8	14	125,101/1	6,601,094/1
2009	21	15				3	6	719/81	1,276,815/68
2010	24	17				2	8	1,108/57	1,334,262/66
2011	25	17		1	2	5	8	548/28	2,371,050/28
2012	27	23				5	9	1,406/33	1,586,305/51
2013	19	12					1	291/146	309,351/162
2014	25	16		1		1	3	800/87	986,628/97
2015	23	16				1	4	508/119	752,462/124
2016	22	14		1		2	2	646/99	1,210,104/88
2017	18	6					2	140/178	337,305/173
Total	608	499	34	28	17	184	314		70,875,994

*** Majors and World Golf Championships are considered official on multiple tours***

PGA TOUR TOP TOURNAMENT SUMMARY

Year	89	90	91	92	93	94	95	96	97	98	99	00	01
Masters						T27	CUT	T39	T17	CUT	T24	**1**	T18
U.S. Open					CUT		T10	T7	T77	T25	T3	T8	T7
The Open Championship	T23	T12	T12	T51	T59	T20	T6	T11	T38	T19	CUT	T11	T13
PGA Championship				T48	4	CUT	CUT	T5	T13	**1**	T49	CUT	T51
THE PLAYERS					T28	T55	T43	T8	T31	T54	T20	T33	2
Dell Technologies Match Play											T17	T33	T17
Bridgestone Invitational											T15		T13
Mexico Championship											T16	T3	CNL

Year	02	03	04	05	06	07	08	09	10	11	12	13	14
Masters	7	T6	T6	T5	T8	T13	T14	T30	CUT	CUT	T27	T38	T37
U.S. Open	T30	T20	T28	T6	T6	T20	T65	T27	T40		CUT		
The Open Championship	CUT	T2	T20	T5	CUT	T27	CUT	T38	T37		T9	CUT	
PGA Championship	8	T34	**1**	T10	CUT	CUT	CUT	T16	T39	CUT	T36	T68	T36
THE PLAYERS	CUT	CUT	T13	T12	T8	T44	CUT	T9	CUT	CUT	CUT	CUT	
Dell Technologies Match Play	T17		T17	T17	T9	T17	T5	T17	T33				
Bridgestone Invitational	T11	T6	T32	T3	T45	T56	**1**	T29	T58				
Mexico Championship	3	T2		T6	T56	T11	T2	T53	T11	T22	T66		
THE NORTHERN TRUST						CUT	**1**	CUT	CUT	T3	T46		T68
Dell Technologies Championship						T60	**1**	T54	T11	CUT	T26		T35
BMW Championship						64	T44		T24	67	8		
TOUR Championship						T7	T22			T16			

Year	15	16	17
Masters	54	CUT	CUT
The Open Championship		CUT	
PGA Championship	T37	CUT	66
THE PLAYERS	T63	T28	T16
THE NORTHERN TRUST	T66	T53	
Dell Technologies Championship		CUT	

NATIONAL TEAMS: Eisenhower Trophy (1), 1980; Presidents Cup (8), 1994, 1996, 1998, 2000, 2003, 2005, 2007, 2009; World Cup (3), 2001, 2002, 2013.



Cameron Smith

EXEMPT STATUS: 2016-17 tournament winner (through 2018-19)
FULL NAME: Cameron Smith
HEIGHT: 5-11
WEIGHT: 172
BIRTHDATE: August 18, 1993
BIRTHPLACE: Brisbane, Australia
RESIDENCE: Jacksonville, Florida
FAMILY: Single
SPECIAL INTERESTS: Cars, enjoying quality time with friends and family
TURNED PROFESSIONAL: 2013
JOINED TOUR: 2015
Web.com Tour Graduate (2016)

PGA TOUR VICTORIES (1):

2017 Zurich Classic of New Orleans.

2016-17 SEASON:

Claimed four top-10 finishes in 23 starts through the Wyndham Championship, highlighted by his joint victory with Jonas Blixt at the Zurich Classic of New Orleans in the two-man team event. Advanced to the third of four events in the FedExCup Playoffs, the BMW Championship, before ending his season ranked 46th in the FedExCup standings…Posted four sub-par scores of 66-68-69-70--273 (-11) to finish T12 at the BMW Championship and end his season ranked 46th in the FedExCup standings…Posted bookend, career-low 7-under 63s to finish T7 at the Wyndham Championship, seven strokes behind champion Henrik Stenson. Made his 60th start on TOUR in Greensboro, moving to No. 40 in the FedExCup Playoffs…Won his first PGA TOUR title with birdie at the fourth hole of sudden death playoff at the Zurich Classic of New Orleans with teammate Jonas Blixt, defeating the team of Kevin Kisner/Scott Brown. Tournament marked the first official PGA TOUR event to utilize two-man team, Foursomes (R1 & R3)/Four-ball (R2 & R4) format. Duo completed final round in the dark on Sunday night after storms caused a six-hour delay. The 27-under 261 total was matched by Kisner/Brown when Kisner holed a 95-foot chip for eagle on the final hole of regulation to force Monday playoff. Both teams parred the first three playoff holes (18,18,9) before Smith pitched from 60 yards to within three feet of the hole on 18 and made birdie for the victory, earning a spot in THE PLAYERS Championship two weeks later. Duo shot 67-62-68-64 and went bogey-free for all 76 holes played (including playoff), earning 400 FedExCup points and $1,022,400 each. At 23 years, 8 months, 13 days, became fourth-youngest Australian to win on TOUR (three players) behind Jason Day (22) and Adam Scott (23/twice)…Following an opening-round, even-par 72 at the Valero Texas Open, tied the week's low score at TPC San Antonio with a 7-under 65 in round two. Added scores of 73-71 in rounds three and four, respectively, to finish T6 with three others at 7-under 281…Finished T10 in the Shriners Hospitals for Children Open…Just missed the top 10 in the Sanderson Farms Championship (T11).

PERSONAL:

Brisbane native is an avid supporter of the Brisbane Bronco's rugby league team…Shares the same name as the Australian national rugby league team captain, causing confusion in his homeland…Has aspirations to open a coffee shop when he retires…Father, Des, is an accomplished golfer…Owns a pet, a dachshund named Kendrick…Passionate about tinkering with his cars when he is at home.

PLAYER STATISTICS

MISCELLANEOUS PGA TOUR STATISTICS

Career PGA TOUR Low Round/Round: 63–2 times, most recent 2017 Wyndham Championship/4
Largest Career PGA TOUR Paycheck/Finish: $1,022,400–2017 Zurich Classic of New Orleans/1
Career High FedExCup Rank: After 2018 THE CJ CUP NINE BRIDGES/7
Career High Official World Rank: After 2015 Wyndham Championship/83

PGA TOUR CAREER SUMMARY — PLAYOFF RECORD: 1-0

Year	Events Played	Cuts Made	1st	2nd	3rd	Top 10	Top 25	FedExCup Pts/ Rank	Earnings/ Rank
2015	13	8				2	5		$976,297/
2016	24	13					3	304/157	477,843/155
2017	26	16	1			4	6	1,065/46	2,123,216/44
Total	63	37	1			6	14		3,577,356

WEB.COM TOUR

Year	Events Played	Cuts Made	1st	2nd	3rd	Top 10	Top 25	Earnings/Rank
2013	2	1						$1,924/254
2016	3	2		1		1	1	114,910/55
Total	5	3		1		1	1	116,834

*** Majors and World Golf Championships are considered official on multiple tours***

PGA TOUR TOP TOURNAMENT SUMMARY

Year	15	16	17
Masters		T55	
U.S. Open	T4	T59	
The Open Championship			CUT
PGA Championship	T25		CUT
THE PLAYERS			CUT
HSBC Champions		T64	
THE NORTHERN TRUST			CUT
Dell Technologies Championship			CUT
BMW Championship			T12

Brandt Snedeker

EXEMPT STATUS: 2015-16 tournament winner (through 2018-19)
FULL NAME: Brandt Snedeker
HEIGHT: 6-1
WEIGHT: 185
BIRTHDATE: December 8, 1980
BIRTHPLACE: Nashville, Tennessee
RESIDENCE: Nashville, Tennessee
FAMILY: Wife, Mandy; Lily Hayes (3/3/11), Austin Jones (10/14/12)
EDUCATION: Vanderbilt University (2004, Communications)
SPECIAL INTERESTS: Hunting, fishing
TURNED PROFESSIONAL: 2004
JOINED TOUR: 2007
Web.com Tour Graduate (2006)

FEDEXCUP CHAMPION (1):
2012

PGA TOUR VICTORIES (8):
2007 Wyndham Championship. **2011** The Heritage. **2012** Farmers Insurance Open, TOUR Championship by Coca-Cola. **2013** AT&T Pebble Beach National Pro-Am, RBC Canadian Open. **2015** AT&T Pebble Beach National Pro-Am. **2016** Farmers Insurance Open.

WEB.COM TOUR VICTORIES (2):
2006 Scholarship America Showdown at Somerby, Permian Basin Charity Golf Classic.

INTERNATIONAL VICTORIES (1):
2016 Fiji International [Eur]

OTHER VICTORIES (2):
2009 ADT Skills Challenge [with Boo Weekley]. **2015** Franklin Templeton Shootout [with Jason Dufner]

2016-17 SEASON:
Made 15 starts before ending his season due to a rib injury. Made last start at the Travelers Championship (T14) and was forced to withdraw from The Open Championship. Recorded eight top-25s including four top-10s. Despite his injury, qualified for the FedExCup Playoffs for the 11th consecutive time. Unable to make starts in the Playoffs, ended his season No. 73 in the standings…Fired 70-69-70-71 as one of three players (Brooks Koepka, Charley Hoffman) to shoot all four rounds under par at Erin Hills for his fifth top-10 in 11 appearances in the U.S. Open…Overcame a first-round 75 with rounds of 68-66-65 to finish T7 at the World Golf Championships-Mexico Championship, his best finish in 19 previous World Golf Championships appearances. Carded five birdies on the back nine on Sunday at Club de Golf Chapultepec to secure the top-10, his third of the season…Finished fourth at the AT&T Pebble Beach Pro-Am, an event he won twice (2013, 2015). Marked his second top-10 of the season, giving him multiple top-10 finishes in all 11 seasons on TOUR. With rounds of 68-69-67-70, finished six strokes behind champion Jordan Spieth. Week highlighted by a third-round 67 at Pebble Beach GL, where after starting the round on No. 10, closed with six birdies in his final eight holes…In defense of his Farmers Insurance Open title, found himself atop the leaderboard through 54 holes at 9-under 207 with Patrick Rodgers. Posted a 1-over 73 in the final round at Torrey Pines, resulting in an 8-under 280 finish and T9 showing with four others. Dating to 2010, is 60-under par at the Farmers Insurance Open, the most of any player in that time frame.

PERSONAL:
After winning the 2012 FedExCup started the Brandt and Mandy Snedeker Foundation with his wife to benefit children in Middle Tennessee…Introduced to golf by maternal grandmother, who managed a golf course in West Plains, Mo…Attended the same Nashville private school as Reese Witherspoon.

PLAYER STATISTICS

MISCELLANEOUS PGA TOUR STATISTICS
Career PGA TOUR Low Round/Round: 61–3 times, most recent 2015 Wyndham Championship/2
Largest Career PGA TOUR Paycheck/Finish: $1,440,000–2012 TOUR Championship by Coca–Cola/1
Career High FedExCup Rank: After 2016 The Honda Classic/1
Career High Official World Rank: After 2013 Tampa Bay Championship presented by EverBank/4

PGA TOUR CAREER SUMMARY — PLAYOFF RECORD: 2-1

Year	Events Played	Cuts Made	1st	2nd	3rd	Top 10	Top 25	FedExCup Pts/ Rank	Earnings/ Rank
2004A	1	1							
2004	8	3							$54,215/
2005	2	1							12,731/
2007	29	23	1		1	6	13	97,907/20	2,836,643/17
2008	26	19			1	5	7	102,432/34	1,531,442/59
2009	26	14		1		5	8	1,435/33	1,483,557/55
2010	26	18		1		5	9	1,470/37	1,602,690/48
2011	26	16	1		2	7	14	1,668/8	3,587,206/14
2012	22	20	2	1	1	7	10	4,100/1	4,989,739/3
2013	23	17	2	2	1	9	13	853/12	5,318,087/5
2014	25	20				3	10	812/86	1,652,380/60
2015	27	22	1	1		8	13	416/23	3,698,056/17
2016	27	21	1	1	2	7	14	592/15	3,960,142/13
2017	15	12				4	8	663/73	1,625,806/67
Total	283	207	8	7	8	66	119		32,352,694

WEB.COM TOUR

Year	Events Played	Cuts Made	1st	2nd	3rd	Top 10	Top 25	Earnings/Rank
2004	11	8		1		5	6	$129,358/45
2005	24	14				4	8	119,288/45
2006	26	20	2	1		3	8	300,918/9
Total	61	42	2	2		12	22	549,563

*** Majors and World Golf Championships are considered official on multiple tours***

PGA TOUR TOP TOURNAMENT SUMMARY

Year	04	05	06	07	08	09	10	11	12	13	14	15	16
Masters	T41				T3	CUT		T15	T19	T6	T37	CUT	T10
U.S. Open		CUT		T23	T9	CUT	T8	T11		T17	T9	8	CUT
The Open Championship					CUT	CUT		CUT	T3	T11	T58	CUT	T22
PGA Championship				T18	T24	CUT	T39	CUT	CUT	T66	T13	T12	T56
THE PLAYERS				T12	CUT		CUT	CUT	CUT	T8	T48	CUT	CUT
Dell Technologies Match Play					T33				T9		T17	T52	T9
Bridgestone Invitational					T43			T33	T50	T33	T12	T33	T21
Mexico Championship					T48				T45		46	T17	WD
HSBC Champions									T11		T55	T10	
THE NORTHERN TRUST				CUT	T68	T12	CUT	T3	2	CUT	CUT	CUT	T48
Dell Technologies Championship				T47	T27	T32	T5	T3	6	T47	CUT	T44	T46
BMW Championship				T14	T55	T10	T37	T22	T37	T8		66	T13
TOUR Championship				T29				T16	**1**	T20		T22	T17

Year	17
Masters	T27
U.S. Open	T9
Dell Technologies Match Play	T17
Mexico Championship	T7

NATIONAL TEAMS: Presidents Cup (1), 2013; Ryder Cup (2), 2012, 2016; World Cup (1), 2008; USA vs. Japan Collegiate Golf Championship (1), 2002; Palmer Cup (1), 2003.

J.J. Spaun

EXEMPT STATUS: 97th in 2016-17 FedExCup points
FULL NAME: John Michael Spaun, Jr.
HEIGHT: 5-9
WEIGHT: 185
BIRTHDATE: August 21, 1990
BIRTHPLACE: Los Angeles, California
RESIDENCE: San Dimas, California

EDUCATION: San Diego State University (2012, Social Sciences)
SPECIAL INTERESTS: Guitar, Disneyland, Jordan collector
TURNED PROFESSIONAL: 2012
JOINED TOUR: 2016-17
Web.com Tour Graduate (2016)

BEST PGA TOUR CAREER FINISH:
T4—2017 Waste Management Phoenix Open.

WEB.COM TOUR VICTORIES (1):
2016 News Sentinel Open presented by Pilot.

PGA TOUR CANADA VICTORIES (1):
2015 Staal Foundation Open presented by Tbaytel.

2016-17 SEASON:
Enjoyed a solid rookie season by posting three top-10 finishes in 27 starts through the Wyndham Championship. Finished No. 97 in the FedExCup standings after advancing through the second of four FedExCup Playoffs events…Finished 97th in the FedExCup standings after a T75 at the Dell Technologies Championship…Posted one of just two bogey-free rounds (a 2-under 69) on the final day of the RBC Heritage to secure his third top-10 of the season with a T6. Finished three strokes behind champion Wesley Bryan…Moved up the leaderboard at the Waste Management Phoenix Open by capping off a second-round 7-under 64 in near darkness. Continued to climb with weekend rounds of 67-67 to finish in a tie for fourth place…In the eighth start of his PGA TOUR rookie season, the former San Diego State collegiate golfer posted four rounds of par or better at the Farmers Insurance Open to finish T9 with four others at 8-under 280. Made a costly double bogey at the par-5 18th hole in the final round to fall from a share of second place to T9.

PERSONAL:
Is of Filipino descent from his mother's side…Is a season-pass holder at Disneyland.

PLAYER STATISTICS

MISCELLANEOUS PGA TOUR STATISTICS
Career PGA TOUR Low Round/Round: 63–2017 Wyndham Championship/4
Largest Career PGA TOUR Paycheck/Finish: $294,800–2017 Waste Management Phoenix Open/T4
Career High FedExCup Rank: After 2017 Waste Management Phoenix Open/42
Career High Official World Rank: After 2017 RBC Heritage/103

PGA TOUR CAREER SUMMARY — PLAYOFF RECORD: 0-0

Year	Events Played	Cuts Made	1st	2nd	3rd	Top 10	Top 25	FedExCup Pts/ Rank	Earnings/ Rank
2015	1	1							$20,300/
2016	1								
2017	29	18				3	6	541/97	1,122,611/96
Total	31	19				3	6		1,142,911

WEB.COM TOUR

Year	Events Played	Cuts Made	1st	2nd	3rd	Top 10	Top 25	Earnings/Rank
2016	23	15	1	2		7	11	$350,832/3
Total	23	15	1	2		7	11	363,432

*** Majors and World Golf Championships are considered official on multiple tours***

PGA TOUR TOP TOURNAMENT SUMMARY

Year	17
THE NORTHERN TRUST	T54
Dell Technologies Championship	T75

Jordan Spieth (SPEETH)

EXEMPT STATUS: Winner, 2015 U.S. Open (through 2021-22)
FULL NAME: Jordan Alexander Spieth
HEIGHT: 6-1
WEIGHT: 185
BIRTHDATE: July 27, 1993
BIRTHPLACE: Dallas, Texas
RESIDENCE: Dallas, Texas
FAMILY: Single
EDUCATION: University of Texas
SPECIAL INTERESTS: Basketball, fishing, watching all Dallas-area professional sports teams
TURNED PROFESSIONAL: 2012
JOINED TOUR: 2013

FEDEXCUP CHAMPION (1):
2015

PGA TOUR VICTORIES (11):
2013 John Deere Classic. **2015** Valspar Championship, Masters Tournament, U.S. Open, John Deere Classic, TOUR Championship by Coca-Cola. **2016** Hyundai Tournament of Champions, DEAN & DELUCA Invitational. **2017** AT&T Pebble Beach Pro-Am, Travelers Championship, The Open Championship.

INTERNATIONAL VICTORIES (2):
2014 Emirates Australian Open [Aus], **2016** Australian Open [Aus].

OPTHER VICTORIES (1):
2014 Hero World Challenge.

2016-17 SEASON:
Advanced to the season-ending TOUR Championship for the fifth time in as many attempts, finishing the season No. 2 in the FedExCup standings. Made the cut in 20 of 23 starts, with the season highlighted by his third major championship victory, winning The Open Championship at Royal Birkdale. Also added victories at the AT&T Pebble Beach Pro-Am and Travelers Championship, upping his total to 11 PGA TOUR victories…Making his third consecutive appearance at the Presidents Cup, tallied a 3-1-1 record to help lead the United States to a 19-11 victory over the International squad at Liberty National. Paired with Patrick Reed, won three matches and halved another in their four sessions together. Fell 2 and 1 to Jhonattan Vegas in Singles, garnering ribbing from his teammates for having never won a Singles match in team competition as a pro… Began the TOUR Championship in the No. 1 position in the FedExCup standings, but a T7 finish at East Lake wasn't enough to hold off Justin Thomas, who finished runner-up at East Lake to win the FedExCup. Posted four scores of par or better to claim the T7 showing, giving him seventh-place finishes or better in each of the four FedExCup Playoffs events…Closed the BMW Championship with a 6-under 65 to finish T7, maintaining his lead in the FedExCup standings heading into the TOUR Championship. Opened the tournament with a 6-under 65, three shots off Marc Leishman's lead. Posted middle rounds of 70-71…After entering the final round of the Dell Technologies Championship two strokes behind co-leaders Justin Thomas and Marc Leishman, held the lead briefly at 16-under through 13 holes before bogeys on two of the last five holes led to a 4-under 67. At 14-under 270, finished three strokes behind Thomas and runner-up for the second consecutive week in the FedExCup Playoffs. With the finish, overtook Dustin Johnson to reclaim the lead in the FedExCup standings, 27 points ahead of Justin Thomas. Was one of four players to record 6-under 30 on the front nine in the final round (Harold Varner III/67, Marc Leishman/70, Jason Day/66)… Fell to 4-3 in playoffs on the PGA TOUR with his loss on the first extra hole to a Dustin Johnson birdie at THE NORTHERN TRUST. Held a three-shot, 54-hole lead over Johnson, that was extended to five after five holes but posted his only double bogey of the tournament at the par-3 sixth hole when he hit his tee shot in the water. After bogey at the ninth hole and birdie by Johnson at No. 10, the pair were tied at 11-under. Played last eight holes to finish tied at 13-under before losing playoff. Scored 1-under on front nine for the week and 12-under on the back nine. Third-round 6-under 64 matched course record set by Russell Henley in round one. Marked his 15th 54-hole lead/co-lead on the PGA TOUR, converting nine of his last 11 into victory. Moved from No. 3 to No. 2 in the FedExCup standings… Finished T28 at the PGA Championship as he was seeking to win the fourth and final leg of the career Grand Slam. Had he done so, he would have become the youngest player to perform the feat…With rounds of 65-69-65-69, finished with a 72-hole total of 12-under 268 to win the 146th Open Championship (and the Claret Jug) by three strokes over Matt Kuchar, collecting his third major title. One year after Henrik Stenson and Phil Mickelson went toe-to-toe at The Open, Spieth and Kuchar produced their own share of drama in an epic duel in the final pairing over the final two rounds. Played the final five holes at 5-under. After a bogey at No. 13, which included a 20-minute ruling that took him to the practice range during an unplayable, went birdie-eagle-birdie-birdie-par. Picked up his 11th PGA TOUR win and third of the season, moving into the top spot in the FedExCup rankings. Victory came in his 121st TOUR start at the age of 23 years, 11 months and 26 days, joining Jack Nicklaus as the only players to win three legs of the Grand Slam before the age of 24. Nicklaus won the 1963 PGA Championship at the age of 23 years, 6 months. Just four days before turning 24, had 11 victories prior to the age of 24, second only to Tiger Woods' 15 wins (since 1983). The win at Royal Birkdale marked his seventh top-four finish in 19 major championship starts, needing only a victory at the PGA Championship to complete the career Grand Slam. The Open Championship marked his first time posting four rounds in the 60s in a major championship. By doing so, he became the fifth player to perform the feat at The Open, joining Greg Norman (1983), Nick Price (1994), Tiger Woods (2000), Henrik Stenson (2016). Improved to nine of 14 when carrying the lead/co-lead into the final round of a PGA TOUR event, including nine out of his last 10 attempts. Overall, held the lead/co-lead 15 times (out of 70 total rounds) in major championships (three times after the first round, four times after the second round, five times after the third round and three times after victories). In addition, joined this list of players who led after every round but were tied for the lead in at least one round in 72-hole Open Championships: Harry Vardon (1899, 1903), J.H. Taylor (1900), Lee Trevino (1971), Gary Player (1974), Jordan Spieth (2017). Week included matching bogey-free rounds of 65 in the first and third rounds, with the opening 65 tying him with Louis Oosthuizen (2015) for lowest opening round by an Open champion…In his first start in the Travelers Championship at TPC River Highlands, opened with a 63, his low opening round on the PGA TOUR, then went on to hold the solo lead after every round before winning via playoff against fellow Class of 2011 member Daniel Berger. Holed a bunker shot on the first extra hole, No. 18, for birdie to win his 10th career PGA TOUR title in his 120th start. Joined Tiger Woods as the only players in the modern era with 10 PGA TOUR wins by the age of 24. Win marked the the first time he won a tournament in his first start. Improved his playoff record to 4-2…The defending DEAN & DELUCA Invitational champion carded a flawless final-round 5-under 65 at Colonial to move from T8 to T2, one stroke back of champion Kevin Kisner. It marked the 11th runner-up performance of his career. Was hoping to join Ben Hogan as the only players to win back-to-back DEAN & DELUCA Invitationals, with Hogan performing the feat twice (1946-47 and 1952-53). In five starts at the DEAN & DELUCA Invitational, his record at Colonial now includes five top-15 finishes (T2-2017, Won-2016, T2-2015, T14-

PGA TOUR CAREER SUMMARY — PLAYOFF RECORD: 4-3

Year	Events Played	Cuts Made	1st	2nd	3rd	Top 10	Top 25	FedExCup Pts/ Rank	Earnings/ Rank
2010A	2	1					1		
2011A	1	1							
2012A	5	3					1		
2013	23	18	1	3		9	13	1,690/7	$3,879,820/10
2014	27	24		2		8	18	698/15	4,342,748/11
2015	25	21	5	4	1	15	19	3,800/1	12,030,465/1
2016	21	19	2	1	1	8	16	1,168/9	5,538,470/6
2017	23	20	3	3	2	12	17	2,340/2	9,433,033/2
Total	127	107	11	13	4	52	85		35,224,536

WEB.COM TOUR

Year	Events Played	Cuts Made	1st	2nd	3rd	Top 10	Top 25	Earnings/Rank
2012A	1	1						
2013	2	2				2	2	$50,150/94
Total	3	3				2	2	50,150

*** Majors and World Golf Championships are considered official on multiple tours***

PGA TOUR TOP TOURNAMENT SUMMARY

Year	12	13	14	15	16	17
Masters			T2	**1**	T2	T11
U.S. Open	T21	CUT	T17	**1**	T37	T35
The Open Championship		T44	T36	T4	T30	**1**
PGA Championship		CUT	CUT	2	T13	T28
THE PLAYERS			T4	CUT	CUT	CUT
Dell Technologies Match Play			T5	T17	T9	T30
Bridgestone Invitational			49	T10	T3	T13
Mexico Championship			T34	T17	T17	T12
HSBC Champions			17	T35	T7	
THE NORTHERN TRUST		T19	T22	CUT	T10	2
Dell Technologies Championship		T4	T29	CUT	T21	2
BMW Championship		T16	T8	T13	9	T7
TOUR Championship		T2	T27	**1**	T17	T7

NATIONAL TEAMS: Presidents Cup (3), 2013, 2015, 2017; Ryder Cup (2), 2014, 2016; Walker Cup (1), 2011.

Jordan Spieth (Continued)

2014, T7-2013)…Teamed with fellow Texan Ryan Palmer to finish fourth at 22-under in new two-man team, Foursomes/Four-ball format at the Zurich Classic of New Orleans. Was his second appearance at TPC Louisiana after missing the cut in 2013…Despite opening- and closing-round scores of 3-over 75 in his fourth appearance at the Masters, managed to finish at 1-under 287 and T11 on the strength of second- and third-round scores of 69-68, respectively. Was just two strokes off the lead after 54 holes, before the Sunday 75 left him eight strokes back. The par-3 12th hole, which caused his demise in the final round of 2016 (quadruple bogey), struck again in the 2017 final round (double bogey). The finish marked his first time at Augusta to finish outside the top two…Making his 100th professional PGA TOUR start (108 overall including amateur starts), finished 19-under 268 at the AT&T Pebble Beach Pro-Am for a four-stroke victory over Kelly Kraft. At the age of 23 years, 6 months, 16 days, joined Tiger Woods (23-5-7) as the only two players to win nine times before the age of 24 (since World War II). In addition, became the second youngest winner at the event, trailing only 1981 champion John Cook (23 years, 4 months). The AT&T sponsored athlete won in his fifth start in the AT&T Pebble Beach Pro-Am where he finished inside the top 25 in every start: Won-2017, T21-2016, T7-2015, T4-2014 and T22-2013. With the win, Spieth extended the stretch of American-born players to win the AT&T Pebble Beach Pro-Am to 13, with the last international winner of the event being Vijay Singh in 2004. Improved to seven of 12 when carrying the lead/co-lead into the final round, including seven of his last eight attempts…Gradually worked his way up the leaderboard at the Waste Management Phoenix Open, opening with a 1-under 70 before shooting 68-67-67 to finish at 12-under 272 and in a tie for ninth place…Having missed the cut in his only other Sony Open in Hawaii start (2014), shot a final-round 63 to finish third and eight shots behind winner Justin Thomas. Was paired with Thomas the first two days, getting a birds-eye view of Thomas' opening 11-under 59…Making his PGA TOUR season debut, closed with an 8-under 65 to finish T3 at the SBS Tournament of Champions in his attempt to become the first player to successfully defend at Kapalua since Geoff Ogilvy (2009-2010). Led the field with 26 birdies, one more than champion Justin Thomas. Marked his third top-three finish in as many starts at the winners-only event: 2nd-2014, 1st-2016, T3-2017…Added his name to a list that includes champions such as Jack Nicklaus, Gary Player and Greg Norman among players to win the Australian Open multiple times (2014, 2016), defeating Aussies Cameron Smith and Ash Hall on the first playoff hole (the par-4 18th at Royal Sydney Golf Club) with a birdie from 15 feet. Began the final round trailing Geoff Ogilvy by two strokes, but fought his way into the playoff with a birdie on the No. 16 and clutch par saves on the final two holes of regulation.

PERSONAL:

Born and raised in Dallas. Attended Jesuit College Preparatory School in Dallas, graduating in 2011…His mom and dad both played collegiate sports, and his brother, Steven, played on the basketball team at Brown University. Says his sister, Ellie, who has special needs, is his hero. He gives Ellie souvenirs from the places he visits…Started the Jordan Spieth Family Foundation as a platform to lend time, awareness and financial assistance to special-needs youth, military families, junior golf and pediatric cancer…First love was baseball. He was a left-handed pitcher who gave it up at age 12 to focus on golf.

PLAYER STATISTICS

MISCELLANEOUS PGA TOUR STATISTICS

Career PGA TOUR Low Round/Round: 61–2015 John Deere Classic/3

Largest Career PGA TOUR Paycheck/Finish: $1,845,000–2017 The Open Championship/1

Career High FedExCup Rank: After 2017 BMW Championship/1

Career High Official World Rank: After 2016 Arnold Palmer Invitational presented by MasterCard/1

Kevin Stadler

EXEMPT STATUS: Major Medical Extension
FULL NAME: Kevin Stadler
HEIGHT: 5-10
WEIGHT: 250
BIRTHDATE: February 5, 1980
BIRTHPLACE: Reno, Nevada
RESIDENCE: Scottsdale, Arizona
FAMILY: Single

EDUCATION: University of Southern California (2002)
SPECIAL INTERESTS: Hockey, football, all sports, reading
TURNED PROFESSIONAL: 2002
JOINED TOUR: 2005
Web.com Tour Graduate (2004, 2006)

PGA TOUR VICTORIES (1):

2014 Waste Management Phoenix Open.

WEB.COM TOUR VICTORIES (4):

2004 Lake Erie Charity Classic at Peek 'n Peak Resort, Scholarship America Showdown. **2006** Xerox Classic, Albertsons Boise Open.

INTERNATIONAL VICTORIES (2):

2005 Centenary Argentine Open. **2006** Johnnie Walker Classic [Eur].

OTHER VICTORIES (2):

1999 Champions Challenge [with Craig Stadler]. **2002** Colorado Open.

2016-17 SEASON:

Due to injury, did not make a start on the PGA TOUR for the second straight season. Will play the 2017-18 season on a Major Medical Extension, with 26 available events to earn 454 FedExCup points or $717,890 to remain exempt for the remainder of the season.

PERSONAL:

The oldest son of 1982 Masters champion and 13-time PGA TOUR winner Craig Stadler. Craig caddied for his son in his 2002 Colorado Open victory. Just minutes after the elder Stadler won the Bank of America Championship on PGA TOUR Champions in 2004, he won the Lake Erie Charity Classic on the Web.com Tour, making them the first father-son duo to accomplish such a feat since Bob Duval won the Emerald Coast Classic on the PGA TOUR Champions and son David captured THE PLAYERS Championship on March 28, 1999.

PLAYER STATISTICS

MISCELLANEOUS PGA TOUR STATISTICS

Career PGA TOUR Low Round/Round: 61–2008 Frys.com Open/2
Largest Career PGA TOUR Paycheck/Finish: $1,116,000–2014 Waste Management Phoenix Open/1
Career High FedExCup Rank: After 2014 Waste Management Phoenix Open/7
Career High Official World Rank: After 2014 The Barclays/52

PGA TOUR CAREER SUMMARY — PLAYOFF RECORD: 0-1

Year	Events Played	Cuts Made	1st	2nd	3rd	Top 10	Top 25	FedExCup Pts/ Rank	Earnings/ Rank
2002A	1								
2003	2								
2004	5	4							$49,541/
2005	33	15				2	3		367,775/168
2006	6	5					2		75,973/
2007	31	16		1		2	5	87,625/108	810,876/124
2008	30	16				1	5	1,622/151	598,945/145
2009	20	13		1		1	6	557/95	925,514/97
2010	28	16				5	7	394/122	931,720/105
2011	27	17				1	6	444/113	768,172/111
2012	25	18				5	12	1,403/34	1,546,036/54
2013	25	17			1	3	4	1,412/33	1,281,177/68
2014	26	21	1			3	8	1,537/38	2,300,057/36
2015	5	3						41/226	42,160/227
Total	264	161	1	2	1	23	58		9,698,197

WEB.COM TOUR

Year	Events Played	Cuts Made	1st	2nd	3rd	Top 10	Top 25	Earnings/Rank
2002	1	1					1	$4,796/
2004	13	11	2			4	6	228,001/13
2006	15	10	2		1	4	6	294,657/12
2007	1	1					1	8,533/213
2011	1	1					1	5,419/211
2017	1							
Total	32	24	4		1	8	15	541,407

*** Majors and World Golf Championships are considered official on multiple tours***

PGA TOUR TOP TOURNAMENT SUMMARY

Year	04	05	06	07	08	09	10	11	12	13	14	15
Masters											T8	CUT
U.S. Open	65		CUT								T63	
The Open Championship				T51	T58						T39	
PGA Championship							CUT			CUT	T64	
THE PLAYERS					T15		T58	CUT	T25	CUT	CUT	
Dell Technologies Match Play											T33	
Bridgestone Invitational			T13								T19	
Mexico Championship				T68							T47	
HSBC Champions												WD
THE NORTHERN TRUST				CUT		CUT	CUT	T64	T10	T43	T46	
Dell Technologies Championship				CUT		CUT			T10	T4	T16	
BMW Championship									T45	T33	T50	



Scott Stallings

EXEMPT STATUS: 101st in 2016-17 FedExCup points
FULL NAME: Scott Robert Stallings
HEIGHT: 6-0
WEIGHT: 195
BIRTHDATE: March 25, 1985
BIRTHPLACE: Worcester, Massachusetts
RESIDENCE: Knoxville, Tennessee

FAMILY: Wife, Jennifer; Finn (2/11/13), Millie White (3/1/16)
EDUCATION: Tennessee Tech (2007, Business Management)
TURNED PROFESSIONAL: 2007
Q SCHOOL: 2010
JOINED TOUR: 2011
Web.com Tour Graduate (2016)

PGA TOUR VICTORIES (3):

2011 The Greenbrier Classic. **2012** True South Classic. **2014** Farmers Insurance Open.

2016-17 SEASON:

Recorded six top-25s in 27 starts, highlighted by three top-10s. Advanced to the FedExCup for the fifth time and first since 2014. Ended his season at No. 101 in the FedExCup standings after a T43 in THE NORTHERN TRUST…A day after Chad Collins tied the Barbasol Championship course record of 11-under 60 in round two, birdied his last three holes in round three to match the feat. With a one-stroke lead headed into the final round at 19-under 194, posted an even-par 71 Sunday, resulting in T3 honors. Following an even-par 71 in round one of the John Deere Classic, posted back-to-back 64s in rounds two and three to get to 14-under 199 and just two strokes back headed into Sunday's final round. Could manage no better than a 1-under 70 at TPC Deere Run Sunday, finishing T5 at 15-under 269. The finish marked his best since a T2 at the 2015 Farmers Insurance Open…Played his last three holes in the final round of the CareerBuilder Challenge eagle-birdie-birdie to post a 6-under 66 and claim solo possession of eighth place at 15-under 273. It marked his best finish since a playoff loss at the 2015 Farmers Insurance Open.

PERSONAL:

Quit all sports at age 12 except golf after going to the 1997 Masters and watching Tiger Woods dominate the field…Biggest thrill in golf was teaching the sport to wounded veterans in the Army…Favorite college team is the Tennessee Volunteers and roots for the Boston Red Sox, Boston Celtics and New England Patriots…Says if he wasn't a professional golfer he'd want to be a pediatrician…Is involved in the Wounded Warrior project, along with Pray with Africa and Knoxlife Church.

PLAYER STATISTICS

MISCELLANEOUS PGA TOUR STATISTICS

Career PGA TOUR Low Round/Round: 60–2017 Barbasol Championship/3
Largest Career PGA TOUR Paycheck/Finish: $1,098,000–2014 Farmers Insurance Open/1
Career High FedExCup Rank: After 2014 Farmers Insurance Open/10
Career High Official World Rank: After 2014 Northern Trust Open/53

PGA TOUR CAREER SUMMARY — PLAYOFF RECORD: 1-1

Year	Events Played	Cuts Made	1st	2nd	3rd	Top 10	Top 25	FedExCup Pts/ Rank	Earnings/ Rank
2011	28	13	1		1	2	7	1,125/57	$1,957,162/41
2012	27	12	1			3	8	781/75	1,293,739/66
2013	27	13		1		4	6	991/63	1,622,627/54
2014	28	12	1			1	1	831/84	1,385,689/75
2015	19	11		1		1	5	447/129	919,619/113
2016	27	11				1	6	443/128	697,434/129
2017	27	14			1	3	6	482/101	955,337/106
Total	183	86	3	2	2	15	39		8,831,606

WEB.COM TOUR

Year	Events Played	Cuts Made	1st	2nd	3rd	Top 10	Top 25	Earnings/Rank
2007	1							
2008	1	1					1	$8,750/190
2009	1							
2010	28	19				3	7	127,606/53
2011	1	1					1	6,180/204
2016	3	3				2	2	75,505/76
Total	35	24				5	3	218,041

*** Majors and World Golf Championships are considered official on multiple tours***

PGA TOUR TOP TOURNAMENT SUMMARY

Year	11	12	13	14	15	16	17
Masters		T27		CUT			
U.S. Open			T53				
The Open Championship			CUT	CUT			
PGA Championship	CUT	CUT	T55	CUT			
THE PLAYERS		CUT	CUT	T65	75		
Dell Technologies Match Play				T33			
Bridgestone Invitational	T29			T52			
HSBC Champions	T42				T53		
THE NORTHERN TRUST	CUT	T24	CUT	CUT			T43
Dell Technologies Championship	T52	T66	T35	T35			
BMW Championship	62		T69				

Kyle Stanley

EXEMPT STATUS: 2016-17 tournament winner (through 2018-19)
FULL NAME: Kyle Matthew Stanley
HEIGHT: 5-11
WEIGHT: 165
BIRTHDATE: November 19, 1987
BIRTHPLACE: Gig Harbor, Washington
RESIDENCE: Gig Harbor, Washington

FAMILY: Wife, Dolly
EDUCATION: Clemson University
SPECIAL INTERESTS: Music, movies, cars, clothes
TURNED PROFESSIONAL: 2009
Q SCHOOL: 2010
JOINED TOUR: 2011
Web.com Tour Graduate (2015)

PGA TOUR VICTORIES (2):

2012 Waste Management Phoenix Open. **2017** Quicken Loans National.

2016-17 SEASON:

Collected five top-10 finishes in 25 starts through the Wyndham Championship, highlighted by his second career victory at the Quicken Loans National. Advanced to each of the four FedExCup Playoffs events for the first time, where he ended his season ranked a career-best 24th in the FedExCup standings…Made it to the TOUR Championship for the first time in his career. Opened with a 64 to lead by two after the opening round. A pair of 73s and an even-par 70 in the third round led to a T20 finish…Starting the final round of the Quicken Loans National four shots back, made his only bogey on the opening hole, then recorded five birdies en route to a 4-under 66 to join playing partner Charles Howell III at 7-under 283 (the highest winning score in a non-major of the season). In just the second playoff in tournament history, defeated Howell with a par on the first extra hole, the par-4 No. 18. Earned second PGA TOUR title in his 179th start at the age of 29 years, 7 months, 13 days, 135 starts since his inaugural victory at the 2012 Waste Management Phoenix Open. Improved to 1-1 in playoffs on the PGA TOUR (previously lost to Brandt Snedeker in the 2012 Farmers Insurance Open, a week before he went on to win the Waste Management Phoenix Open). Victory marked the best come-from-behind win at the Quicken Loans National, with his four-shot comeback surpassing Justin Rose (2014) and Anthony Kim (2008) who both came back from three. The win was his career-high fifth top-10 of the season, after having not recorded a top-10 the past two seasons. Won in his fifth start at the Quicken Loans National, with previous-best finish a T22 in 2012 at Congressional. With the victory, earned one of four spots for The Open Championship at Royal Birkdale…After opening with a first-round 74 at the Memorial Tournament, added 67-71-68 to finish T6, his fourth top-10 of the season. Only other time with at least four top-10s in a season was his rookie year, in 2011…After holding a share of the 54-lead at THE PLAYERS Championship, finished T4 for his best finish in four starts at TPC Sawgrass. Became just the second player to birdie No. 17 in all four rounds (Paul Azinger/1987)…Opened the Shell Houston Open with a 6-under 66. Ensuing rounds of 71-71-70 resulted in a T8 finish…In his second start of the season, finished T7 at the Shriners Hospitals for Children Open for his first top-10 finish on the PGA TOUR since a T8 at the 2014 Barracuda Championship (43 starts) in Reno, Nev.

PERSONAL:

Favorite college teams are the Clemson Tigers and Gonzaga University basketball team. Favorite professional team is the Seattle Seahawks…Superstitions include wearing the color blue.

PLAYER STATISTICS

MISCELLANEOUS PGA TOUR STATISTICS

Career PGA TOUR Low Round/Round: 62–2012 Farmers Insurance Open/1
Largest Career PGA TOUR Paycheck/Finish: $1,278,000–2017 Quicken Loans National/1
Career High FedExCup Rank: After 2012 Puerto Rico Open presented by seepuertorico.com/1
Career High Official World Rank: After 2012 Shell Houston Open/47

PGA TOUR CAREER SUMMARY — PLAYOFF RECORD: 1-1

Year	Events Played	Cuts Made	1st	2nd	3rd	Top 10	Top 25	FedExCup Pts/ Rank	Earnings/ Rank
2007A	1								
2008A	1								
2009A	2	1							
2009	5	4					1		$132,039/
2010	3	1							43,090/
2011	28	22		1		4	9	1,523/34	1,523,657/55
2012	27	17	1	1		2	8	1,492/31	2,351,857/32
2013	24	12			2	3	5	759/77	1,462,943/62
2014	28	16				1	3	297/158	473,581/148
2015	12	8					3	200/181	245,504/184
2016	28	18					5	501/116	580,734/142
2017	29	23	1			5	12	366/24	3,402,106/21
Total	189	122	2	2	2	15	46		10,215,510

WEB.COM TOUR

Year	Events Played	Cuts Made	1st	2nd	3rd	Top 10	Top 25	Earnings/Rank
2009	2	1						$2,248/267
2010	26	16				6	10	168,670/35
2014	4	3						12,360/194
2015	10	6				3	5	36,717/111
Total	42	26				9	15	301,869

*** Majors and World Golf Championships are considered official on multiple tours***

PGA TOUR TOP TOURNAMENT SUMMARY

Year	08	09	10	11	12	13	14	15	16	17
Masters					CUT					
U.S. Open	CUT	53			CUT	73				
The Open Championship				T44	T39	CUT				CUT
PGA Championship					CUT	CUT				CUT
THE PLAYERS					CUT	T33	71			T4
Dell Technologies Match Play					T17					
Bridgestone Invitational					T16					T41
Mexico Championship					T51					
HSBC Champions					T65					
THE NORTHERN TRUST				T24	CUT	T50			T74	T25
Dell Technologies Championship				T10	T42	CUT				T25
BMW Championship				T22	T34					T47
TOUR Championship										T20

NATIONAL TEAMS: Walker Cup (1), 2007.

Brendan Steele

EXEMPT STATUS: 2016-17 tournament winner (through 2018-19)
FULL NAME: Brendan Steele
HEIGHT: 6-2
WEIGHT: 175
BIRTHDATE: April 5, 1983
BIRTHPLACE: Idyllwild, California
RESIDENCE: Irvine, California

FAMILY: Wife, Anastassia; Victoria Everly (10/26/17)
EDUCATION: University of California-Riverside (2005, Business Administration)
SPECIAL INTERESTS: Hockey, music
TURNED PROFESSIONAL: 2005
JOINED TOUR: 2011
Web.com Tour Graduate (2010)

PGA TOUR VICTORIES (2):

2011 Valero Texas Open. **2017** Safeway Open.

WEB.COM TOUR VICTORIES (1):

2010 Web.com Tour Championship at Daniel Island.

OTHER VICTORIES (1):

2011 Franklin Templeton Shootout [with Keegan Bradley].

2016-17 SEASON:

Recorded 10 top-25s in 25 starts, highlighted by four top-10s. Won on TOUR for the first time since 2011, winning the season-opening Safeway Open in Napa. Advanced to the FedExCup Playoffs for the sixth time, ending his season at the third Playoffs event, the BMW Championship. Posted scores of 68-66-72-72--278 (-6) to finish T44 at the BMW Championship and end his season ranked 33rd in the FedExCup standings…Tied with Dustin Johnson for the lowest final-round score at THE PLAYERS Championship, closing with a 4-under 68 to finish T6. Marked his first top-10 in seven starts at TPC Sawgrass…Posted a 2-under 70 in the final round of the CareerBuilder Challenge to finish T6 with 2006 tournament winner Chad Campbell. With the T6 finish in the Coachella Valley, finished in the top 10 six of his last nine rounds at the event, dating to the final round of 2015…Week in Kapalua highlighted by middle rounds of 6-under 67, finishing T6 and seven strokes behind champion Justin Thomas at the SBS Tournament of Champions. It marked just his second appearance at the winners-only event, finishing 25th in 2012…Won the first event of the 2016-17 PGA TOUR season, the Safeway Open, after birdieing his last three holes in Sunday's final round to post a 7-under 65 and claim his second career PGA TOUR victory by a stroke at 18-under 270. He began the final round trailing by four strokes. Posted the clubhouse lead at Silverado Spa and Resort 45 minutes before 54-hole leader Patton Kizzire finished. When Kizzire wasn't able to make birdie at the par-5 18th, emerged victorious. In the event a year earlier, held the outright lead after each of the first three rounds, before a 4-over 76 Sunday resulted in a T17 finish.

PERSONAL:

Got his start in golf at the late age of 13…Uncle, Anthony Geary, played Luke on "General Hospital."…Grew up in a small town (Idyllwild, Calif.) that didn't have a golf course or a driving range…Favorite pro team is the Los Angeles Kings but will watch any hockey game, any team…Other sport favorites include the Tour de France, Fantasy Football and Olympics…Made his TV acting debut on an episode of Bones in 2015.

PLAYER STATISTICS

MISCELLANEOUS PGA TOUR STATISTICS

Career PGA TOUR Low Round/Round: 62–2 times, most recent 2014 Travelers Championship/1
Largest Career PGA TOUR Paycheck/Finish: $1,116,000–2011 Valero Texas Open/1
Career High FedExCup Rank: After 2016 CIMB Classic/8
Career High Official World Rank: After 2016 World Golf Championships-Bridgestone Invitational/71

PGA TOUR CAREER SUMMARY — PLAYOFF RECORD: 0-0

Year	Events Played	Cuts Made	1st	2nd	3rd	Top 10	Top 25	FedExCup Pts/ Rank	Earnings/ Rank
2011	27	16	1			3	8	1,160/52	$1,976,310/38
2012	24	14				3	6	334/130	840,965/110
2013	26	17				2	6	876/70	1,004,161/82
2014	26	18				4	8	881/79	1,359,457/78
2015	24	20		1		4	11	1,204/50	1,759,484/52
2016	25	19			1	2	11	1,001/63	1,589,266/66
2017	25	20	1			4	10	1,292/33	2,907,095/30
Total	177	124	2	1	1	22	60		11,437,171

WEB.COM TOUR

Year	Events Played	Cuts Made	1st	2nd	3rd	Top 10	Top 25	Earnings/Rank
2008	21	11				1	5	$84,281/82
2009	18	9				3	6	85,285/70
2010	26	18	1			4	13	346,258/6
Total	65	38	1			8	24	515,824

*** Majors and World Golf Championships are considered official on multiple tours***

PGA TOUR TOP TOURNAMENT SUMMARY

Year	11	12	13	14	15	16	17
Masters		CUT					T27
U.S. Open			CUT			T15	T13
The Open Championship				CUT		CUT	CUT
PGA Championship	T19			T58	T12	CUT	CUT
THE PLAYERS	CUT	CUT	CUT	T26	CUT	T57	T6
Dell Technologies Match Play							T30
Bridgestone Invitational	T48						T24
Mexico Championship							T48
THE NORTHERN TRUST	CUT		CUT	T57	CUT	T22	CUT
Dell Technologies Championship	T10		T20	T50	T44	72	T56
BMW Championship	68		61		T13	T64	T44



Shawn Stefani (STEFF-uh-knee)

EXEMPT STATUS: 15th on 2017 Web.com Tour priority list
FULL NAME: Shawn Anthony Peter Stefani
HEIGHT: 6-2
WEIGHT: 205
BIRTHDATE: December 2, 1981
BIRTHPLACE: Baytown, Texas
RESIDENCE: Houston, Texas
FAMILY: Wife, Jaclyn; Korbyn

EDUCATION: Lamar University (2005, General Studies)
SPECIAL INTERESTS: Fishing, hunting
TURNED PROFESSIONAL: 2005
JOINED TOUR: 2013
Web.com Tour Graduate (2012, 2017)

BEST PGA TOUR CAREER FINISH:

2—2014 Quicken Loans National, 2015 OHL Classic at Mayakoba

WEB.COM TOUR VICTORIES (2):

2012 Midwest Classic, Miccosukee Championship.

2016-17 SEASON:

Made 26 starts on the PGA TOUR with one top-10. Ended the season with three missed cuts en route to a 165th finish in the FedExCup standings. Competed in the Web.com Tour Finals where he finished runner-up at the Web.com Tour Championship. Was 15th in the final priority-ranking order. Secured his PGA TOUR card for the 2017-18 season with a seventh-place finish on the 2017 Web.com Tour Finals money list (excluding the 25)…Tied the round of the day with a final-round, 6-under 65 at the Web.com Tour Championship to jump into a tie for second. Following a missed cut in his first start of the season at the Sanderson Farms Championship, finished T10 in the Shriners Hospitals for Children Open.

PERSONAL:

Biggest thrill outside golf is deer hunting…Carries three quarters, which he uses to mark his ball on the green. They are from 1959, 1961 and 1962…Enjoys watching the Houston Texans and Houston Astros…Bucket list includes skydiving, driving a NASCAR race car and hunting in Iowa.

PLAYER STATISTICS

MISCELLANEOUS PGA TOUR STATISTICS

Career PGA TOUR Low Round/Round: 63–2015 Humana Challenge in partnership with the Clinton Foundation/3
Largest Career PGA TOUR Paycheck/Finish: $702,000–2014 Quicken Loans National/2
Career High FedExCup Rank: After 2015 OHL Classic at Mayakoba/7
Career High Official World Rank: After 2015 Crowne Plaza Invitational at Colonial/79

PGA TOUR CAREER SUMMARY — PLAYOFF RECORD: 0-1

Year	Events Played	Cuts Made	1st	2nd	3rd	Top 10	Top 25	FedExCup Pts/ Rank	Earnings/ Rank
2009	1								
2012	1	1							$27,650/
2013	21	11				2	2	333/135	511,399/134
2014	17	13		1		2	4	842/83	1,369,059/77
2015	26	21		1		3	10	1,171/54	1,757,803/53
2016	29	16				1	4	481/123	698,102/128
2017	26	11				1	2	188/165	404,377/165
Total	121	73		2		9	22		4,768,589

WEB.COM TOUR

Year	Events Played	Cuts Made	1st	2nd	3rd	Top 10	Top 25	Earnings/Rank
2011	1							
2012	24	14	2			4	10	$307,371/6
2013	4	2					1	17,150/181
2014	2	1					1	4,966/191
2017	4	2		1		1	2	99,240/64
Total	35	19	2	1		5	14	428,728

*** Majors and World Golf Championships are considered official on multiple tours***

PGA TOUR TOP TOURNAMENT SUMMARY

Year	09	10	11	12	13	14	15	16	17
U.S. Open	CUT				T59				
The Open Championship						CUT			
PGA Championship						68	CUT		
THE PLAYERS						CUT	CUT	T72	CUT
THE NORTHERN TRUST						T30	T39	T64	
Dell Technologies Championship						68	T65		
BMW Championship							59		

Brett Stegmaier

EXEMPT STATUS: 39th on 2017 Web.com Tour priority list
FULL NAME: Brett Harrison Stegmaier
HEIGHT: 6-3
WEIGHT: 180
BIRTHDATE: July 2, 1983
BIRTHPLACE: Madison, Connecticut
RESIDENCE: Jupiter, Florida
FAMILY: Single

EDUCATION: University of Florida
SPECIAL INTERESTS: Football, baseball
TURNED PROFESSIONAL: 2006
JOINED TOUR: 2015-16
Web.com Tour Graduate (2015, 2017)

BEST PGA TOUR CAREER FINISH:

T2—2016 Shriners Hospitals for Children Open.

2016-17 SEASON:

Made 27 starts on the PGA TOUR with one top-25. Competed in the Web.com Tour Finals, where he made all four cuts with one top-10. Was 39th in the final priority-ranking order. Secured his PGA TOUR card for the 2017-18 season with a 19th-place finish on the 2017 Web.com Tour Finals money list (excluding the 25)…Recorded a tie for eighth at the Nationwide Children's Hospital Championship in his first start of the Web.com Tour Finals…Best finish of the PGA TOUR season was a T21 at The RSM Classic in the fall.

PERSONAL:

Hometown is Madison, Connecticut where he remembers attending the PGA TOUR's Travelers Championship in Hartford as a child…Not many people know that he is afraid of flying…Favorite professional sports teams are the New England Patriots and Toronto Blue Jays.

PLAYER STATISTICS

MISCELLANEOUS PGA TOUR STATISTICS

Career PGA TOUR Low Round/Round: 64–2 times, most recent 2017 Travelers Championship/1
Largest Career PGA TOUR Paycheck/Finish: $355,733–2016 Shriners Hospitals for Children Open/T2
Career High FedExCup Rank: After 2016 Shriners Hospitals for Children Open/7
Career High Official World Rank: After 2016 Wyndham Championship/219

PGA TOUR CAREER SUMMARY — PLAYOFF RECORD: 0-0

Year	Events Played	Cuts Made	1st	2nd	3rd	Top 10	Top 25	FedExCup Pts/ Rank	Earnings/ Rank
2006	1								
2010	1								
2014	1								
2016	29	16		1		3	6	559/108	$1,086,714/96
2017	27	12					1	131/181	271,031/184
Total	59	28		1		3	7		1,357,745

WEB.COM TOUR

Year	Events Played	Cuts Made	1st	2nd	3rd	Top 10	Top 25	Earnings/Rank
2006	1	1						$1,738/282
2013	24	13				2	7	98,490/47
2014	23	12		1		2	6	105,548/35
2015	25	12				4	8	80,547/69
2017	4	4				1	2	46,500/111
Total	77	42		1		9	23	435,689

*** Majors and World Golf Championships are considered official on multiple tours***

PGA TOUR TOP TOURNAMENT SUMMARY

Year	14	15	16	17
U.S. Open	CUT			
THE PLAYERS				CUT
THE NORTHERN TRUST			WD	

Henrik Stenson

EXEMPT STATUS: Winner, 2016 Open Championship (through 2021-22)
FULL NAME: Henrik Stenson
HEIGHT: 6-2
WEIGHT: 190
BIRTHDATE: April 5, 1976
BIRTHPLACE: Gothenburg, Sweden
RESIDENCE: Orlando, Florida

FAMILY: Wife, Emma; Lisa, Karl, Alice
SPECIAL INTERESTS: Movies, music, deep-sea fishing, fast cars, skiing, snorkeling
TURNED PROFESSIONAL: 1999
JOINED TOUR: 2007

FEDEXCUP CHAMPION (1):
2013

PGA TOUR VICTORIES (6):
2007 World Golf Championships-Accenture Match Play Championship. **2009** THE PLAYERS Championship. **2013** Deutsche Bank Championship, TOUR Championship by Coca-Cola. **2016** The Open Championship. **2017** Wyndham Championship.

INTERNATIONAL VICTORIES (13):
2000 DEXIA-BIL Luxembourg Open [EurChall], Gula Sidoma Grand Prix [EurChall], 2nd Cuba Challenge Tour Grand Final [EurChall]. **2001** Benson and Hedges International Open [Eur]. **2004** The Heritage at Woburn [Eur]. **2006** Commercialbank Qatar Masters [Eur], BMW International Open [Eur]. **2007** Dubai Desert Classic [Eur]. **2008** Nedbank Challenge [SAf]. **2012** South African Open [Eur]. **2013** DP World Tour Championship [Eur]. **2014** DP World Tour Championship [Eur]. **2016** BMW International Open [Eur].

OTHER VICTORIES (1):
2008 OMEGA Mission Hills World Cup [with Robert Karlsson].

2016-17 SEASON:
Advanced to the FedExCup Playoffs for a sixth consecutive time on the strength of a win at the Wyndham Championship and T2 showing at the World Golf Championships-HSBC Champions. Made it to the BMW Championship in the FedExCup Playoffs, despite not playing in the second of four FedExCup Playoffs events, the Dell Technologies Championship. Following scores of 72-66-69-73--280 (-4), finished T51 at the BMW Championship and ended his season ranked 32nd in the FedExCup standings…Returning to the Wyndham Championship for the first time since 2012, birdied four of his last six holes en route to a final-round 6-under 64 and one-stroke victory over PGA TOUR rookie Ollie Schniederjans. Won with a tournament-record 22-under 258 total, topping the previous tournament record at the Wyndham Championship of 21-under 259 by Si Woo Kim/2016 and Carl Pettersson/2008. Collected his sixth PGA TOUR title in his 170th start at the age of 41 years, 4 months and 15 days (the fifth player in his 40s to win on TOUR in the season), breaking out of a tie with Jesper Parnevik and Carl Pettersson to become the all-time winningest player from Sweden on the PGA TOUR. Moved from No. 75 to No. 23 in the FedExCup standings. Opened the week with a flawless 62, his low round on the PGA TOUR. Also posted a career-best, opening 36-hole score of 12-under 128, besting 130s at the 2013 TOUR Championship and Dell Technologies Championship. Total of 194 total through three rounds marked his career-low 54-hole total (196 at the 2013 Dell Technologies Championship). With the win, improved to three of five when carrying the lead into the final round on the PGA TOUR. Entered the week No. 9 in the Official World Golf Ranking (the highest-ranked player in the field), becoming the highest-ranked player to win the Wyndham Championship since Hal Sutton won in 2000 when he was ranked fourth in the world. Won in his fourth start in Greensboro: MC-2010, MC-2011, WD-2012, Won-2017. The Wyndham Championship has now been won by an international player 19 times, with Stenson's win the sixth in the last 10 years at the event. Led the field with 29 birdies, six more than his nearest competitors…A week after having to withdraw from the World Golf Championships-Mexico Championship with a stomach ailment, posted his second top-10 of the 2016-17 PGA TOUR Season, a T7, at the Valspar Championship. Opened with a first-round 7-under 64 at Innisbrook to get within two shots of Jim Herman's 18-hole lead. Closed with scores of 71-71-70 to finish at 8-under 276…Capped off his European Tour season, which included becoming the first Swede to win a major championship and an Olympic silver medal, with a 7-under par 65 in the DP World Tour Championship to secure the Race to Dubai title for the second time in his career (2013, 2016). Season included two victories and three runner-up finishes to give him the season-long title over runner-up Danny Willett…Posted his second consecutive runner-up finish at the Hero World Challenge and his fourth top-five finish in as many attempts at the event (2nd/2016, 2nd/2014, T5/2007, 4/2006)…Made his 2016-17 PGA TOUR debut at the World Golf Championships-HSBC Champions where a final-round 65 led to a T2 finish, seven shots behind winner Hideki Matsuyama. Hit 13 of 14 fairways and 17 of 18 greens in the final round, leading to his best finish at the HSBC Champions, besting a T11 in 2015.

PERSONAL:
A family friend introduced him to the game at age of 12. His father, Ingemar, started two years later but his 15-year-old sister, Ulrika, decided to stick to horse riding. Got down to

PGA TOUR CAREER SUMMARY — PLAYOFF RECORD: 0-0

Year	Events Played	Cuts Made	1st	2nd	3rd	Top 10	Top 25	FedExCup Pts/ Rank	Earnings/ Rank
2001	1								
2005	4	4			1	1	2		$53,919/
2006	10	8			1	1	4		582,303/
2007	15	10	1			2	6	93,405/39	1,897,554/40
2008	9	8			2	4	6		1,238,118/
2009	10	9	1		1	4	5		2,550,185/
2010	15	9			1	1	1	321/141	683,070/134
2011	15	9					2	159/180	327,799/166
2012	15	11			1	1	7	462/111	791,107/115
2013	18	16	2	3	1	8	10	4,750/1	6,388,230/2
2014	15	14			1	3	8	1,315/52	1,894,235/49
2015	16	16		4		8	12	2,307/2	4,755,070/9
2016	14	10	1	1	1	4	7	1,499/36	3,397,373/21
2017	15	10	1	1		3	8	1,306/32	2,769,771/34
Total	172	134	6	9	10	40	78		27,328,733

*** Majors and World Golf Championships are considered official on multiple tours***

PGA TOUR TOP TOURNAMENT SUMMARY

Year	01	02	03	04	05	06	07	08	09	10	11	12	13
Masters						CUT	T17	T17	T38	CUT	CUT	T40	T18
U.S. Open						T26	CUT	CUT	9	T29	T23		T21
The Open Championship	CUT				T34	T48	CUT	T3	T13	T3	68		2
PGA Championship					T47	T14	CUT	T4	T6	CUT			3
THE PLAYERS						T3	T23	T10	**1**	CUT	CUT	T15	T5
Dell Technologies Match Play						T17	**1**	3	T33	T33	T33		T33
Bridgestone Invitational					T13	T31	T41	T16	T29	80			T2
Mexico Championship					T3	T13	T19	T57	T77	T37			
HSBC Champions									T40	T13			
THE NORTHERN TRUST							CUT					T54	T43
Dell Technologies Championship							T55						**1**
BMW Championship							T52						T33
TOUR Championship													**1**

Year	14	15	16	17
Masters	T14	T19	T24	CUT
U.S. Open	T4	T27	WD	CUT
The Open Championship	T39	T40	**1**	T11
PGA Championship	T3	T25	T7	T13
THE PLAYERS	T34	T17	CUT	T16
Dell Technologies Match Play	T17	T34		
Bridgestone Invitational	T19	T6		T17
Mexico Championship	T16	T4	T28	WD
HSBC Champions	T31	T24	T11	T2
THE NORTHERN TRUST	T38	2	WD	T17
Dell Technologies Championship	T26	2	T41	
BMW Championship	T23	T10		T51
TOUR Championship		T2		

NATIONAL TEAMS: Eisenhower Trophy (1), 1998; Seve Trophy (2), 2005, 2009; Ryder Cup (4), 2006, 2008, 2014, 2016; World Cup (4), 2005, 2006, 2008, 2009; Summer Olympics (1), 2016; Royal Trophy (5), 2006, 2007, 2010, 2011, 2012.

scratch at age 18, and in 1994 played for Swedish boys team…Wife, Emma, played golf at the University of South Carolina. He spent time practicing at the school's practice facility…Having become a father and experiencing much of the world, he is taking an interest in the next generation. Has his own junior event at his home club and is an ambassador for the Swedish Golf Federation's Handigolf and Handigolf Tour. Also an ambassador for Ren Idrott which is a Swedish non-profit, anti-doping organization. He and his wife founded the Henrik Stenson Foundation, where the aim is to support and encourage children to reach their full potential through sports. The Foundation has introduced an annual scholarship, Handigolfer of the Year, to encourage disabled golfers in their progress in golf and life in general.

PLAYER STATISTICS

MISCELLANEOUS PGA TOUR STATISTICS

Career PGA TOUR Low Round/Round: 62–2017 Wyndham Championship/1

Largest Career PGA TOUR Paycheck/Finish: $1,710,000–2009 THE PLAYERS Championship/1

Career High FedExCup Rank: After 2013 TOUR Championship by Coca-Cola/1

Career High Official World Rank: After 2015 Shell Houston Open/2



Robert Streb

EXEMPT STATUS: 63rd in 2016-17 FedExCup points
FULL NAME: Robert Charles Streb
HEIGHT: 5-10
WEIGHT: 165
BIRTHDATE: April 7, 1987
BIRTHPLACE: Chickasha, Oklahoma
RESIDENCE: Shawnee, Kansas

FAMILY: Wife: Maggie; Catherine (2/3/15)
EDUCATION: Kansas State University (2009, Marketing)
TURNED PROFESSIONAL: 2009
JOINED TOUR: 2013
Web.com Tour Graduate (2012)

PGA TOUR VICTORIES (1):

2015 The McGladrey Classic.

WEB.COM TOUR VICTORIES (1):

2012 Mylan Classic.

2016-17 SEASON:

Fifth season on the PGA TOUR ended with 20 made cuts in 30 starts, including three top-10 finishes and a season-best, runner-up finish at The Greenbrier Classic. Wrapped up the season No. 63 in the FedExCup standings…For the second time in his career, advanced to the third FedExCup Playoffs event (making the cut in all three), finishing his season with a T53 finish at the BMW Championship…Earned a T10 finish at THE NORTHERN TRUST with 4-under 276 at Glen Oaks Club…At 13-under 267, finished second to Xander Schauffele by one stroke at The Greenbrier Classic. It marked his second consecutive runner-up finish at the event, losing to Danny Lee in a four-man playoff in 2015. Finished 13-under 267 en route to both runner-up finishes at The Old White TPC. Second-place finish earned him one of the fourth berths for The Open Championship that were available in The Greenbrier Classic via the Open Qualifying Series. Improved to 26-under par in his last eight rounds at The Greenbrier Classic, with all eight rounds in the 60s…In his fourth consecutive start at the Farmers Insurance Open, posted scores of 68-71-70-71--280 (-8) to become one of just three players to post all four sub-par rounds (Ollie Schniederjans, C.T. Pan). Overcame four bogeys on his first five holes Sunday with five birdies to post the 8-under 280 total and T9 finish with four others

PERSONAL:

Uses a 10-finger grip with no glove because of his hockey background…Superstitions include playing a ball that matches the round of the tournament…Charitable initiatives include Folds of Honor, St. Jude Children's Hospital, and Walking for Kids Foundation…Favorite teams include the Kansas State Wildcats, Pittsburgh Steelers, Pittsburgh Penguins and Oklahoma City Thunder…Played hockey with NFL quarterback Sam Bradford.

PLAYER STATISTICS

MISCELLANEOUS PGA TOUR STATISTICS

Career PGA TOUR Low Round/Round: 63–3 times, most recent 2016 PGA Championship/2
Largest Career PGA TOUR Paycheck/Finish: $1,008,000–2015 The McGladrey Classic/1
Career High FedExCup Rank: After 2015 Hyundai Tournament of Champions/1
Career High Official World Rank: After 2015 The Presidents Cup/31

PGA TOUR CAREER SUMMARY — PLAYOFF RECORD: 1-1

Year	Events Played	Cuts Made	1st	2nd	3rd	Top 10	Top 25	FedExCup Pts/ Rank	Earnings/ Rank
2013	25	12					5	359/126	$454,871/141
2014	21	17		1		2	7	966/71	1,300,075/83
2015	30	25	1	1		9	16	542/18	3,947,424/14
2016	27	17				1	5	594/105	1,003,363/106
2017	30	20		1		3	6	861/63	1,588,287/70
Total	133	91	1	3		15	39		8,294,020

WEB.COM TOUR

Year	Events Played	Cuts Made	1st	2nd	3rd	Top 10	Top 25	Earnings/Rank
2010	2	1						$3,060/241
2011	2	1						1,997/262
2012	24	19	1		1	7	15	305,591/7
2013	4	2						13,167/198
Total	32	23	1		1	7	15	323,814

*** Majors and World Golf Championships are considered official on multiple tours***

PGA TOUR TOP TOURNAMENT SUMMARY

Year	14	15	16	17
Masters		CUT	CUT	
U.S. Open		T42	CUT	
The Open Championship		T18	CUT	CUT
PGA Championship		T10	T7	T22
THE PLAYERS		T30	CUT	CUT
Dell Technologies Match Play			T38	
Bridgestone Invitational		5		
Mexico Championship		T56	T52	
HSBC Champions			T35	
THE NORTHERN TRUST	CUT	T39	T70	T10
Dell Technologies Championship	T9	T39		T73
BMW Championship		T23		T53
TOUR Championship		T18		



Kevin Streelman

EXEMPT STATUS: 86th in 2016-17 FedExCup points
FULL NAME: Kevin Garret Streelman
HEIGHT: 5-10
WEIGHT: 175
BIRTHDATE: November 4, 1978
BIRTHPLACE: Winfield, Illinois
RESIDENCE: Scottsdale, Arizona
FAMILY: Wife, Courtney; Sophia (12/26/2013), Rhett (3/22/16)
EDUCATION: Duke University (2001, Sociology)
SPECIAL INTERESTS: Guitar
TURNED PROFESSIONAL: 2001
Q SCHOOL: 2007
JOINED TOUR: 2008

PGA TOUR VICTORIES (2):

2013 Tampa Bay Championship. **2014** Travelers Championship.

2016-17 SEASON:

Finished the season with 19 made cuts in 26 starts, with a T4 at the OHL Classic at Mayakoba the best of his two top-10 finishes. Finished the season No. 86 in the FedExCup standings. It marked the 10th straight season he advanced to the FedExCup Playoffs…Season ended following a T35 at the Dell Technologies Championship…Moved 34 spots up the leaderboard at the Travelers Championship with a final-round 64 to finish T8…Bounced back after a 2-over 73 in round two of the OHL Classic at Mayakoba in November with weekend scores of 64-65 to finish T4 with Scott Piercy and Chez Reavie. Offset a bogey at the first hole in the final round with five birdies on his next six holes, eventually making nine for the day to finish at 17-under 267 and four strokes back.

PERSONAL:

Upon graduating from Duke University in 2001, most of his friends headed for Wall Street or law school. He used his mom's Nissan Altima to travel to South Dakota for the 2001 Dakotas Tour. Burned out three cars logging in more than 300,000 miles criss-crossing the country while playing various Tours…Met future wife, Courtney, unexpectedly in Las Vegas in 2004. She competed as a swimmer for the University of Miami (Fla.) and Arizona State University.

PLAYER STATISTICS

MISCELLANEOUS PGA TOUR STATISTICS

Career PGA TOUR Low Round/Round: 62–2008 Travelers Championship/3
Largest Career PGA TOUR Paycheck/Finish: $1,116,000–2014 Travelers Championship/1
Career High FedExCup Rank: After 2015 Shriners Hospitals for Children Open/3
Career High Official World Rank: After 2014 Quicken Loans National/36

PGA TOUR CAREER SUMMARY — PLAYOFF RECORD: 0-0

Year	Events Played	Cuts Made	1st	2nd	3rd	Top 10	Top 25	FedExCup Pts/ Rank	Earnings/ Rank
2003	1								
2004	1								
2005	2	1							$21,695/
2008	32	24				4	8	102,396/35	1,352,705/78
2009	29	19			1	2	6	758/76	1,007,444/91
2010	28	17			2	5	7	583/25	1,472,349/62
2011	26	19				4	9	770/72	1,300,006/72
2012	26	18				3	7	462/112	893,736/107
2013	25	18	1	1	1	5	9	553/25	3,088,284/17
2014	24	17	1		1	2	4	1,354/44	2,107,994/40
2015	27	20		1		2	5	840/75	1,525,774/67
2016	26	15			1	2	8	1,042/59	1,601,177/64
2017	26	19				2	8	617/86	1,313,327/83
Total	273	187	2	2	6	31	71		15,684,491

WEB.COM TOUR

Year	Events Played	Cuts Made	1st	2nd	3rd	Top 10	Top 25	Earnings/Rank
2005	1							
2007	1							
Total	2							

*** Majors and World Golf Championships are considered official on multiple tours***

PGA TOUR TOP TOURNAMENT SUMMARY

Year	08	09	10	11	12	13	14	15	16	17
Masters				CUT		CUT	T42	T12	T34	
U.S. Open	53			67	T59	CUT	CUT		T13	
The Open Championship				CUT		T79	T54	CUT		
PGA Championship		CUT		T62		T12	CUT	T54	CUT	
THE PLAYERS		CUT	CUT	T19	T51	T2	CUT	CUT	T74	T72
Dell Technologies Match Play							T33			
Bridgestone Invitational						T59	71			
Mexico Championship				T15			T25			
HSBC Champions							T34	T56		
THE NORTHERN TRUST	T4	T58	T3	T32	T63	T19	T46	T53	T22	CUT
Dell Technologies Championship	T50	T32	T45	CUT		T41	T26	T69	T57	T35
BMW Championship	T22		T43			T33	T59		T39	
TOUR Championship			T9			T24				

NATIONAL TEAMS: World Cup (1), 2013.



Steve Stricker

EXEMPT STATUS: 115th in 2016-17 FedExCup points
FULL NAME: Steven Charles Stricker
HEIGHT: 6-0
WEIGHT: 190
BIRTHDATE: February 23, 1967
BIRTHPLACE: Edgerton, Wisconsin
RESIDENCE: Madison, Wisconsin

FAMILY: Wife, Nicki; Bobbi Maria (8/31/98), Isabella Nicole (5/10/06)
EDUCATION: University of Illinois
SPECIAL INTERESTS: Hunting
TURNED PROFESSIONAL: 1990
Q SCHOOL: 1993
JOINED TOUR: 1994
Web.com Tour Alumnus

PGA TOUR VICTORIES (12):

1996 Kemper Open, Motorola Western Open. **2001** World Golf Championships-Accenture Match Play Championship. **2007** The Barclays. **2009** Crowne Plaza Invitational at Colonial, John Deere Classic, Deutsche Bank Championship. **2010** Northern Trust Open, John Deere Classic. **2011** the Memorial Tournament presented by Nationwide Insurance, John Deere Classic. **2012** Hyundai Tournament of Champions.

INTERNATIONAL VICTORIES (2):

1990 Victoria Open [Can]. **1993** Canadian PGA Championship [Can].

OTHER VICTORIES (2):

2009 Shark Shootout [with Jerry Kelly]. **2013** CVS Caremark Charity Classic [with Bo Van Pelt].

2016-17 SEASON:

Claimed six top-25 finishes, two of which were top-10 showings. Made 11 of 13 cuts en route to qualifying for the FedExCup Playoffs for the 10th time. Made six starts on PGA TOUR Champions, where he finished outside the top 10 just once. Closed out the season in style, captaining the United States to an eight-point victory in the Presidents Cup…Pulled all the right strings in his debut as the United States Captain at the Presidents Cup, leading his team to a dominating 19-11 victory over the International squad at Liberty National…Following a missed cut at THE NORTHERN TRUST, the first of four FedExCup Playoffs events, ended his season at No. 115 in the final FedExCup standings…Was one of three players to finish T3 at the 3M Championship in August. Made just one bogey over his final 52 holes and a second-round 9-under-par 63 helped his cause…After making the 36-hole cut on the number of 2-under 140, posted scores of 6-under 65 and 7-under 64 in rounds three and four, respectively, to finish T5 at the John Deere Classic with four others, including Zach Johnson. His T5 showing at TPC Deere Run marked the three-time champion's eighth top-10 finish in 16 tournament starts, tying the John Deere Classic record for most top-10 showings. His combined score of 13-under in rounds three and four marked his best weekend at the John Deere Classic by three strokes…In his second year as tournament host and first as player, finished T3 at the American Family Insurance Championship in his hometown of Madison, Wisconsin…Qualified for his 20th U.S. Open after advancing through sectional qualifying. Made the cut in his 24th consecutive major championship and posted 69-69 on the weekend to finish T16 at 5-under…2009 DEAN & DELUCA Invitational champion carded a final-round 7-under 63, his lowest score at Colonial CC since matching 63s in the first and second round of his victory in 2009, en route to a T7 finish (four strokes behind Kevin Kisner). Started the final round T32, jumping 25 spots. By comparison, lowest final-round score on TOUR was a 10-under-par 62 at the 2009 CareerBuilder Challenge, where he recorded a T3. In seven events this season, has now recorded four top-25s, with the T7 marking his first foray into the top 10…Teamed with Jerry Kelly at the PGA TOUR's Zurich Classic of New Orleans where they finished T14…Placed T8 at the Bass Pro Shops Legends of Golf at Big Cedar Lodge with teammate Jerry Kelly in April…Played in his 16th Masters Tournament, finishing T16 following a final-round 4-under-par 68…Posted a closing-round 7-under-par 65 - the day's low round - which was instrumental in his T3 finish at the Mississippi Gulf Resort Classic…Narrowly missed becoming the 19th player to win in his first start on PGA TOUR Champions when he fell one stroke shy of Tom Lehman at the Tucson Conquistadores Classic. Was the 36-hole leader by three strokes over Lehman after a record second-round score of 10-under-par 63 at Omni Tucson National's Catalina Course. Holding a two-stroke advantage through 15 holes, a pair of critical miscues down the stretch Sunday proved costly. Three-putted for bogey at No. 16 and then hit his tee shot into the water on the final hole leading to a bogey which sealed his fate after Lehman birdied Nos. 16 and 17…Following a T42 in first start of the year at the Waste Management Phoenix Open, finished T23 at the AT&T Pebble Beach Pro-Am.

PERSONAL:

SECTION 2 PLAYER BIOGRAPHIES

PGA TOUR CAREER SUMMARY — PLAYOFF RECORD: 1-1

Year	Events Played	Cuts Made	1st	2nd	3rd	Top 10	Top 25	FedExCup Pts/ Rank	Earnings/ Rank
1990	1	1							$3,974/255
1991	1								
1992	2	1							5,550/261
1993	6	2				1	1		46,171/186
1994	26	22		1	1	4	6		334,409/50
1995	23	20				4	13		438,931/40
1996	22	19	2	1	4	7	10		1,383,739/4
1997	20	13				1	3		167,652/130
1998	21	20		2		10	12		1,313,948/13
1999	21	15				4	9		662,461/64
2000	21	11				1	5		418,780/113
2001	20	15	1			4	7		1,676,229/30
2002	22	13				1	9		789,713/88
2003	21	8					1		150,590/189
2004	27	13				1	3		440,906/151
2005	21	10				1	4		397,640/162
2006	17	15		1	1	7	10		1,811,811/34
2007	23	19	1	2	1	9	14	110,455/2	4,663,077/4
2008	22	16		1		6	13	108,381/14	2,438,304/23
2009	22	19	3	2	1	11	16	2,750/3	6,332,636/2
2010	19	19	2		2	9	13	2,028/7	4,190,235/5
2011	19	19	2			5	15	740/18	3,992,785/8
2012	19	18	1	1		7	12	685/20	3,420,021/18
2013	13	13		4		8	11	2,650/3	4,440,532/7
2014	11	11				2	6	519/116	1,154,747/89
2015	9	7						218/176	269,701/180
2016	15	11		1		3	5	815/76	1,418,647/74
2017	13	11				2	6	410/115	1,002,036/102
Total	477	361	12	16	10	108	204		43,365,225

WEB.COM TOUR

Year	Events Played	Cuts Made	1st	2nd	3rd	Top 10	Top 25	Earnings/Rank
1990	2	2		1		1	1	$10,080/86
1991	12	7				1	4	11,298/85
1992	1	1						1,065/227
1993	3	1						820/226
Total	18	11		1		2	5	23,263

*** Majors and World Golf Championships are considered official on multiple tours***

PGA TOUR TOP TOURNAMENT SUMMARY

Year	93	94	95	96	97	98	99	00	01	02	03	04	05
Masters				CUT	CUT		T38	T19	T10	CUT			
U.S. Open	83		T13	T60	T36	T5	5	T27	CUT	T16		CUT	
The Open Championship				T22	T62	T52	CUT	CUT	T42	T59			
PGA Championship			T23	T26	CUT	2	CUT	CUT	T66	CUT			
THE PLAYERS		T23	T11	CUT	CUT	T51	T6	CUT	CUT	T19	CUT	CUT	
Dell Technologies Match Play							T33	T17	**1**	T33			
Mexico Championship									CNL				

Year	06	07	08	09	10	11	12	13	14	15	16	17
Masters		CUT	CUT	T6	T30	T11	T47	T20	T31	T28		T16
U.S. Open	T6	T13	T29	T23	T58	T19	T15	T8	T21			T16
The Open Championship		T8	T7	T52	T55	T12	T23				4	T37
PGA Championship	T7	T23	T39	CUT	T18	T12	T7	T12	T7	T30	T42	T54
THE PLAYERS		T52	CUT	T22		T12	CUT	T37	T13	T38		T41
Dell Technologies Match Play		T33	T9	T17	T33	T33	T9	T5	T33			
Bridgestone Invitational		T41	T43	T6	T9	14	T2	13	T63			
Mexico Championship		T35	T6	T13	T16	T18	T8	2	57			
THE NORTHERN TRUST		**1**	T19	T2	T3	T24	T54				T53	CUT
Dell Technologies Championship		T9	T13	**1**	9	T42	T13	2			T24	
BMW Championship		3	T10	T53	T8	WD	T26	T4				
TOUR Championship		T17	T24	6	T25	15	22	T2				

NATIONAL TEAMS: Presidents Cup (5), 1996, 2007, 2009, 2011, 2013; Presidents Cup Captain (1), 2017; Ryder Cup (3), 2008, 2010, 2012; Dunhill Cup (1), 1996.

Steve Stricker (Continued)

Wife, Nicki, who had been his caddie throughout his professional career, gave up the bag in 1998 to deliver daughter Bobbi Maria. Returned as caddie in 1999 at Milwaukee…Father-in-law Dennis Tiziani is the retired golf coach at University of Wisconsin who played intermittently on the PGA TOUR in the 1970s…Brother-in-law Mario Tiziani played on TOUR in 2005 and currently serves as his manager…After missing earning TOUR card in 2005 by two strokes at PGA TOUR Qualifying Tournament, rediscovered his game hitting balls out of a trailer in the December snow on the practice range at Cherokee CC in Madison, Wisconsin…Inducted into the Wisconsin State Golf Association Hall of Fame in December 2007…Became the 15th recipient of the Payne Stewart Award when he won the honor in 2012. The Payne Stewart Award is presented annually to a player sharing Stewart's respect for the traditions of the game, his commitment to uphold the game's heritage of charitable support and his professional and meticulous presentation of himself and the sport through his dress and conduct…In 2013 started a charitable foundation with American Family Insurance focusing on nutrition and wellness to help promote strong families and healthy kids…Brought the PGA TOUR back to the state of Wisconsin for the first time since 2009 when the American Family Insurance Championship debuted on PGA TOUR Champions in 2016. Serves as tournament host for the event held in Madison and became eligible to compete when he turned 50 in 2017.

PLAYER STATISTICS

MISCELLANEOUS PGA TOUR STATISTICS

Career PGA TOUR Low Round/Round: 60–2010 John Deere Classic/1

Largest Career PGA TOUR Paycheck/Finish: $1,350,000–2009 Deutsche Bank Championship/1

Career High FedExCup Rank: After 2012 Hyundai Tournament of Champions/1

Career High Official World Rank: After 2010 Shell Houston Open/2



Chris Stroud

EXEMPT STATUS: 2016-17 tournament winner (through 2018-19)
FULL NAME: Christopher James Stroud
HEIGHT: 6-2
WEIGHT: 180
BIRTHDATE: February 3, 1982
BIRTHPLACE: Groves, Texas
RESIDENCE: Houston, Texas
FAMILY: Wife, Tiffany; Halle Grace (11/6/09), Harper (6/11/12)
EDUCATION: Lamar University (2004, Management Information Systems)
SPECIAL INTERESTS: Cooking, fishing, snow skiing, hunting
TURNED PROFESSIONAL: 2004
Q SCHOOL: 2006, 2007, 2008
JOINED TOUR: 2007
Web.com Tour Alumnus

PGA TOUR VICTORIES (1):

2017 Barracuda Championship.

2016-17 SEASON:

Made the cut in half of his 22 starts, with his season highlighted by his victory at the Barracuda Championship. Season ended with missed cuts in the first two Playoffs events, finishing the season No. 84 in the FedExCup standings. Marked the seventh time in 11 seasons he advanced to the FedExCup Playoffs…Following his win at the Barracuda Championship, finished T9 (seven strokes behind Justin Thomas) at the PGA Championship in his attempt to become just the 12th player to win a major championship the week after winning on TOUR. Solidified his position in the FedExCup by moving to No. 69 in the standings. His start at Quail Hollow marked his third made cut in nine major appearances, with a T47 at the 2010 U.S. Open his previous best outing. Had recorded just three scores in the 60s in 29 rounds at Quail Hollow during the Wells Fargo Championship, but had two during PGA Championship week…Making his 290th PGA TOUR start, stepped into the winner's circle for the first time with a playoff victory over Richy Werenski and Greg Owen at the Barracuda Championship. With an eagle on his final hole in regulation (the par-5 18th), was the first player to post a tournament-total 44 points. Waited more than two hours, including two weather delays, before it was determined he would be in a playoff. Made nine birdies and one eagle (and three bogeys) for a final-round total of 20 points, two short of the tournament record for most points in a round (Kyle Reifers/2015/R4). Prior to the victory, career-best showing was a playoff loss to Ken Duke at the 2013 Travelers Championship. Entered the final round trailing Greg Owen by 13 points, becoming the first player to come from behind and win the Barracuda Championship since Matt Bettencourt in 2010. Played the par-5 18th six times (four in regulation and two in sudden death), with a combined 13 points. While Werenski matched him with birdie on the first extra hole, Greg Owen was unable to do so and was eliminated. Werenski was then unable to match Stroud's birdie when the two played the 18th hole again, making him the ninth player to make the Barracuda Championship their first PGA TOUR victory in the 19-year history of the event: Notah Begay III (1999), Chris Riley (2002), Vaughn Taylor (2004), Will MacKenzie (2006), Parker McLachlin (2008), Matt Bettencourt (2009), Scott Piercy (2011), Greg Chalmers (2016) and Chris Stroud (2017). With the victory, earned the final spot into the following week's PGA Championship at Quail Hollow Club, marking his first time in a major since the 2014 PGA Championship. Earned 300 FedExCup points and moved from No. 144 to No. 76 in the standings. The victory came in his fourth start in the Barracuda Championship, having missed the cut in all three previous appearances (2007, 2009, 2016)…At the Puerto Rico Open in March, opened with scores of 69-65-67 to take the 54-hole lead by a stroke at 15-under 201. Could manage no better than a 1-under 71 Sunday at Coco Beach Golf & Country Club, resulting in a share of eighth place with J.J. Henry at 16-under 272.

PERSONAL:

Took up golf at age 5, going to the golf course with his father…Junior golf rival and college teammate of Shawn Stefani…Is an avid wine collector…Loves to snow ski…Led fundraising efforts by several PGA TOUR players in the aftermath of Hurricane Harvey, which devestated his hometown of Houston in 2017.

PLAYER STATISTICS

MISCELLANEOUS PGA TOUR STATISTICS

Career PGA TOUR Low Round/Round: 62–2010 Children's Miracle Network Classic/1
Largest Career PGA TOUR Paycheck/Finish: $658,800–2013 Travelers Championship/2
Career High FedExCup Rank: After 2016 Frys.com Open/10
Career High Official World Rank: After 2014 RBC Heritage/74

PGA TOUR CAREER SUMMARY — PLAYOFF RECORD: 1-1

Year	Events Played	Cuts Made	1st	2nd	3rd	Top 10	Top 25	FedExCup Pts/ Rank	Earnings/ Rank
2004	1	1							$10,350/
2005	1								
2007	24	9				2	5	1,174/167	673,106/133
2008	29	12				2	4	499/205	482,405/155
2009	28	17				2	5	379/120	735,019/113
2010	27	17				4	6	369/127	942,082/102
2011	28	16				2	8	1,013/61	1,096,499/85
2012	28	15				2	8	484/110	903,570/105
2013	26	18		1		4	6	1,245/43	1,602,122/55
2014	25	19			2	4	11	1,344/47	1,826,149/53
2015	28	14				2	5	531/116	746,814/126
2016	27	16				1	3	412/134	599,176/141
2017	22	11	1			3	7	627/84	1,308,445/84
Total	294	165	1	1	2	28	68		10,925,987

WEB.COM TOUR

Year	Events Played	Cuts Made	1st	2nd	3rd	Top 10	Top 25	Earnings/Rank
2004	1							
2006	9	4				2	4	$53,919/96
2007	3	1				1	1	16,250/185
2008	1	1						1,898/270
2010	1	1						4,278/224
2016	3	1						2,550/239
2017	1							
Total	19	8				3	5	78,894

*** Majors and World Golf Championships are considered official on multiple tours***

PGA TOUR TOP TOURNAMENT SUMMARY

Year	07	08	09	10	11	12	13	14	15	16	17
U.S. Open	CUT	CUT	CUT	T47							
The Open Championship								CUT			
PGA Championship						CUT	CUT	T64			T9
THE PLAYERS				T10	T12	CUT	T33	T80	T42	WD	
THE NORTHERN TRUST			WD		T18	CUT	T33	T19	CUT		CUT
Dell Technologies Championship					T42		T35	T45			CUT
BMW Championship					T22		T51	T43			

NATIONAL TEAMS: Palmer Cup (1), 2004.

Brian Stuard (STOO-erd)

EXEMPT STATUS: 2015-16 tournament winner (through 2017-18)
FULL NAME: Brian Glen Stuard
HEIGHT: 5-10
WEIGHT: 175
BIRTHDATE: December 10, 1982
BIRTHPLACE: Jackson, Michigan
RESIDENCE: Fort Worth, Texas
FAMILY: Single

EDUCATION: Oakland University (2005, Business Management)
SPECIAL INTERESTS: Spending time with family, boating, water sports
TURNED PROFESSIONAL: 2005
Q SCHOOL: 2009
JOINED TOUR: 2010
Web.com Tour Graduate (2012)

PGA TOUR VICTORIES (1):

2016 Zurich Classic of New Orleans.

2016-17 SEASON:

Claimed four top-25 finishes in 31 starts, highlighted by a T11 at the Zurich Classic of New Orleans with teammate Chris Stroud. Ended his season after the Wyndham Championship at No. 145 in the FedExCup standings… Aced the par-3 16th hole with a 5-iron from 189 yards, representing his first ace on TOUR. Marked the 24th hole-in-one in DEAN & DELUCA Invitational history and the seventh at No. 16. Went on to post a final-round 6-under 65 for a T24.

PERSONAL:

Lists his parents as his heroes. Got started in golf in the eighth grade because he wanted to play for his high school golf team.

PLAYER STATISTICS

MISCELLANEOUS PGA TOUR STATISTICS

Career PGA TOUR Low Round/Round: 62–2013 Humana Challenge in partnership with the Clinton Foundation/3
Largest Career PGA TOUR Paycheck/Finish: $1,260,000–2016 Zurich Classic of New Orleans/1
Career High FedExCup Rank: After 2014 Farmers Insurance Open/8
Career High Official World Rank: After 2014 THE PLAYERS Championship/110

PGA TOUR CAREER SUMMARY — PLAYOFF RECORD: 1-0

Year	Events Played	Cuts Made	1st	2nd	3rd	Top 10	Top 25	FedExCup Pts/ Rank	Earnings/ Rank
2010	28	13		1		1	3	226/164	$536,497/154
2013	25	15				4	6	598/92	1,032,028/79
2014	29	17		1		4	8	1,315/51	1,852,531/52
2015	31	17				1	7	447/128	687,109/133
2016	20	13	1			1	4	1,040/60	1,666,014/60
2017	31	16					4	285/145	588,806/148
Total	164	91	1	2		11	32		6,362,986

WEB.COM TOUR

Year	Events Played	Cuts Made	1st	2nd	3rd	Top 10	Top 25	Earnings/Rank
2008	14	7					2	$26,225/135
2009	28	19			1	2	11	188,623/26
2010	3	2				1	1	21,465/143
2011	23	11			1	2	4	89,859/66
2012	26	19		1		4	12	205,711/20
2015	4	1						2,630/253
2016	2							
Total	100	59		1	2	9	30	534,513

*** Majors and World Golf Championships are considered official on multiple tours***

PGA TOUR TOP TOURNAMENT SUMMARY

Year	13	14	15	16	17
Masters					T36
U.S. Open	CUT	CUT			CUT
PGA Championship		CUT		T79	
THE PLAYERS	CUT	T17	CUT	CUT	T75
Bridgestone Invitational				T16	
THE NORTHERN TRUST	CUT	T74		T41	
Dell Technologies Championship	T67	T16		T21	
BMW Championship		T36		T56	

Zack Sucher (SOO-ker)

EXEMPT STATUS: Top Finishers from the Web.com Tour Medical
FULL NAME: Zachary Albert Sucher
HEIGHT: 6-0
WEIGHT: 210
BIRTHDATE: October 2, 1986
BIRTHPLACE: Atlanta, Georgia
RESIDENCE: Birmingham, Alabama

FAMILY: Wife, Courtney; Hadley Rae (2/21/13)
EDUCATION: University of Alabama-Birmingham
SPECIAL INTERESTS: Fishing, basketball and most other sports
TURNED PROFESSIONAL: 2009
JOINED TOUR: 2014-15
Web.com Tour Graduate (2014, 2016)

BEST PGA TOUR CAREER FINISH:
T20—2015 Barracuda Championship.

WEB.COM TOUR VICTORIES (1):
2014 Midwest Classic.

2016-17 SEASON:
Limited to just 14 starts. Will play 2017-18 season out of the Top Finishers from the Web.com Tour Medical category, with six available events to earn 347 FedExCup points (coupled with the 18 points he earned during the 2016-17 season) to equal No. 125 J.J. Henry's 365-point total from the 2017 FedExCup points list. Should he do so, he'll remain exempt for the remainder of the season…A T42 at the Sanderson Farms Championship was the best of his three made cuts.

PERSONAL:
All-state basketball selection at St. Paul's Episcopal in Mobile, Ala…Non-golf-related jobs after college include performing in a Backstreet Boys cover band…Was the sixth-grade checker champion in middle school…Has wrestled an alligator, and skydiving is on his bucket list…Favorite college team is UAB. Favorite pro team is the Atlanta Falcons.

PLAYER STATISTICS

MISCELLANEOUS PGA TOUR STATISTICS
Career PGA TOUR Low Round/Round: 65–2015 Farmers Insurance Open/2
Largest Career PGA TOUR Paycheck/Finish: $38,750–2015 Barracuda Championship/T20
Career High FedExCup Rank: After 2015 Barracuda Championship/205
Career High Official World Rank: After 2014 Wyndham Championship/186

PGA TOUR CAREER SUMMARY — PLAYOFF RECORD: 0-0

Year	Events Played	Cuts Made	1st	2nd	3rd	Top 10	Top 25	FedExCup Pts/ Rank	Earnings/ Rank
2009A	1								
2015	18	5					1	70/206	$85,614/212
2017	14	3						18/227	35,135/226
Total	33	8					1		120,749

WEB.COM TOUR

Year	Events Played	Cuts Made	1st	2nd	3rd	Top 10	Top 25	Earnings/Rank
2011	11	5						$10,773/174
2013	5	2		1		2	2	64,058/79
2014	25	16	1	1		6	11	294,166/3
2015	4							
2016	22	16		1		4	8	130,333/38
2017	2	1						2,566/214
Total	69	40	1	3		12	21	592,215

*** Majors and World Golf Championships are considered official on multiple tours***



Daniel Summerhays

EXEMPT STATUS: 131st in 2016-17 FedExCup points
FULL NAME: Daniel Rich Summerhays
HEIGHT: 5-8
WEIGHT: 185
BIRTHDATE: December 2, 1983
BIRTHPLACE: Farmington, Utah
RESIDENCE: Farmington, Utah
FAMILY: Wife, Emily; Jack Daniel (3/20/08), Patton White (11/9/09), William Brinton (5/15/12), Lydia Marie (8/11/14)

EDUCATION: Brigham Young University (2008, Business Finance)
SPECIAL INTERESTS: Ping-pong, family, sports
TURNED PROFESSIONAL: 2007
Q SCHOOL: 2011
JOINED TOUR: 2011
Web.com Tour Graduate (2010)

BEST PGA TOUR CAREER FINISH:

T2—2013 Sanderson Farms Championship.,2014 Valero Texas Open.

WEB.COM TOUR VICTORIES (1):

2007 Nationwide Children's Hospital Invitational.

2016-17 SEASON:

Made 20 cuts in 29 starts. With four top-25s, including one top-10, ended his season at No. 131 in the FedExCup standings, missing the FedExCup Playoffs for the first time since his rookie year in 2011. Competed in the Web.com Tour Finals with four starts and two cuts made, but was unable to improve his PGA TOUR status…Held the solo lead at three strokes ahead after 54 holes of the Memorial Tournament with rounds of 66-69-68 but a final-round 78, including a final-hole double bogey while playing in the last group, led to a T10 finish.

PERSONAL:

Comes from a golf family. His older brother, Boyd, is a past PGA TOUR and Web.com Tour member, who is now a golf instructor. Uncle Bruce Summerhays was a PGA TOUR Champions player, and his cousin Carrie Roberts is a former LPGA player who is the head women's golf coach at BYU…Served a two-year Mormon mission from June 2003-June 2005 in Santiago, Chile, and is fluent in Spanish…Was a member of the Davis High School (Kaysville, Utah) state championship basketball team…Favorite sport outside of golf is basketball, but sticks to racquet sports to avoid injury. Is an avid ping-pong and pickleball player…With his Spanish-language background, considered himself part of the Web.com Tour's "Latin Federation," which at the time included Miguel Angel Carballo, Sebastian Fernandez, Fabian Gomez and Esteban Toledo. Says he understands Chilean slang perfectly but "Argentine or Mexican slang words are a little different."…Always uses an orange ball mark.

PLAYER STATISTICS

MISCELLANEOUS PGA TOUR STATISTICS
Career PGA TOUR Low Round/Round: 62–2013 John Deere Classic/3
Largest Career PGA TOUR Paycheck/Finish: $680,000–2016 PGA Championship/3
Career High FedExCup Rank: After 2016 CIMB Classic/17
Career High Official World Rank: After 2016 Travelers Championship/53

PGA TOUR CAREER SUMMARY — PLAYOFF RECORD: 0-1

Year	Events Played	Cuts Made	1st	2nd	3rd	Top 10	Top 25	FedExCup Pts/ Rank	Earnings/ Rank
2010	1								
2011	29	8					2	210/162	$301,899/171
2012	26	15				4	6	573/99	1,111,522/92
2013	26	15		1		4	6	1,307/40	1,277,886/69
2014	27	22		1		2	8	1,242/57	1,508,043/69
2015	29	21				5	8	1,501/31	1,633,957/60
2016	28	21			1	2	11	975/65	2,045,968/45
2017	29	20				1	4	348/131	826,124/120
Total	195	122		2	1	18	45		8,706,899

WEB.COM TOUR

Year	Events Played	Cuts Made	1st	2nd	3rd	Top 10	Top 25	Earnings/Rank
2001A	1							
2007A	1	1	1			1	1	
2007	12	10				1	4	$46,926/113
2008	28	16		1	1	4	10	177,845/35
2009	26	12				2	3	70,540/81
2010	26	16		3	1	7	12	391,742/5
2011	4	1					1	7,830/189
2017	4	2					1	16,450/176
Total	102	58	1	4	2	15	32	711,334

*** Majors and World Golf Championships are considered official on multiple tours***

PGA TOUR TOP TOURNAMENT SUMMARY

Year	10	11	12	13	14	15	16	17
Masters								T46
U.S. Open	CUT					T27	T8	65
The Open Championship							T59	
PGA Championship					T33		3	T71
THE PLAYERS				T26	T23	CUT	T23	T53
HSBC Champions							T44	
THE NORTHERN TRUST			CUT	T15	T46	T6	CUT	
Dell Technologies Championship			T69	T22	T57	T9	CUT	
BMW Championship				T28	T29	T41	68	

Hudson Swafford

EXEMPT STATUS: 2016-17 tournament winner (through 2018-19)
FULL NAME: James Hudson Swafford
HEIGHT: 6-3
WEIGHT: 200
BIRTHDATE: September 9, 1987
BIRTHPLACE: Lakeland, Florida
RESIDENCE: St. Simons Island, Georgia

FAMILY: Wife, Katherine
EDUCATION: University of Georgia (2011, Consumer Economics)
SPECIAL INTERESTS: Hunting, fishing, University of Georgia football
TURNED PROFESSIONAL: 2011
JOINED TOUR: 2013-14
Web.com Tour Graduate (2013, 2014)

PGA TOUR VICTORIES (1):

2017 CareerBuilder Challenge.

WEB.COM TOUR VICTORIES (1):

2012 Stadion Classic at UGA.

2016-17 SEASON:

Collected four top-10 finishes through the Wyndham Championship, highlighted by his first career PGA TOUR win at the CareerBuilder Challenge. Advanced to the third of four FedExCup Playoffs events, the BMW Championship. Posted scores of 68-66-73-70--277 (-7) to finish T40 at the BMW Championship and end his season ranked 38th in the FedExCup standings…While making his first start in a World Golf Championships event, recorded a hole-in-one at the 214-yard 15th hole in the second round of the WGC–Bridgestone Invitational using a 6-iron for his second ace on TOUR (2015 FedEx St. Jude Classic). Final-round 4-under 66 lifted him to a T10 finish. Ace was the first at the Bridgestone Invitational since 2011, when Jim Furyk made one at the fifth hole during the third round. Coincidentally, Furyk was the last player to score a hole-in-one at No. 15 – in the second round of 2006…Despite a 3-over 75 in the third round, posted 67s every other round at the Golf Club of Houston to finish alone in sixth at the Shell Houston Open…With weekend rounds of 69-68 at the Arnold Palmer Invitational, finished T10, his first top-10 since his win in January at the CareerBuilder Challenge…Won his first career PGA TOUR victory at the CareerBuilder Challenge. In his fifth start at the CareerBuilder Challenge, opened with back-to-back 7-under 65s to take the 36-hole lead at 14-under 130. With weekend rounds of 71-67, won by one stroke over 54-hole leader Adam Hadwin, who had posted a 13-under 59 in round three. Bogeyed the first hole in the final round but made up for it with six birdies, including three on his last four holes, to claim the victory. With the win, became the 11th former Georgia Bulldog to win on the PGA TOUR and first since Bubba Watson at the 2016 Genesis Open…At the Sony Open in Hawaii, ranked within the top three on the leaderboard through the first three rounds (R1/62/2nd, R2/68/T3, R3/66/T3), before a final-round 1-over 71 resulted in a T13 finish.

PERSONAL:

Huge University of Georgia fan, including football, basketball and baseball teams…Always marks his ball with a half-dollar…Favorite professional sports teams are the Atlanta Falcons and Atlanta Braves, or following former UGA quarterback Matthew Stafford in his NFL career…Became a supporter of breast cancer research after his mother had the disease…Supports The First Tee where his wife Katherine is on the board of his local chapter…He and Katherine take a big trip each December.

PLAYER STATISTICS

MISCELLANEOUS PGA TOUR STATISTICS
Career PGA TOUR Low Round/Round: 62–2017 Sony Open in Hawaii/1
Largest Career PGA TOUR Paycheck/Finish: $1,044,000–2017 CareerBuilder Challenge/1
Career High FedExCup Rank: After 2017 CareerBuilder Challenge/6
Career High Official World Rank: After 2017 Valero Texas Open/75

PGA TOUR CAREER SUMMARY — PLAYOFF RECORD: 0-0

Year	Events Played	Cuts Made	1st	2nd	3rd	Top 10	Top 25	FedExCup Pts/ Rank	Earnings/ Rank
2010A	1								
2014	26	11				1	5	351/146	$513,883/146
2015	30	18				1	6	776/81	959,391/107
2016	30	22				1	7	981/64	1,027,314/102
2017	28	19	1			4	6	1,244/38	2,246,090/42
Total	115	70	1			7	24		4,746,678

WEB.COM TOUR

Year	Events Played	Cuts Made	1st	2nd	3rd	Top 10	Top 25	Earnings/Rank
2012	26	14	1			2	6	$179,278/27
2013	25	14				3	8	85,209/61
2014	5	3				1	3	44,172/109
Total	56	31	1			6	17	362,210

*** Majors and World Golf Championships are considered official on multiple tours***

PGA TOUR TOP TOURNAMENT SUMMARY

Year	10	11	12	13	14	15	16	17
Masters								CUT
U.S. Open	CUT				CUT			
PGA Championship								CUT
THE PLAYERS							T57	CUT
Bridgestone Invitational								T10
THE NORTHERN TRUST						T50	T41	T43
Dell Technologies Championship						T33	T15	T13
BMW Championship							T56	T40



Nick Taylor

EXEMPT STATUS: 93rd in 2016-17 FedExCup points
FULL NAME: Nicolas Alexander Taylor
HEIGHT: 6-0
WEIGHT: 170
BIRTHDATE: April 14, 1988
BIRTHPLACE: Winnipeg, Manitoba, Canada
RESIDENCE: Abbotsford, British Columbia, Canada
FAMILY: Wife, Andie
EDUCATION: University of Washington (2010, Economics)
SPECIAL INTERESTS: All sports, movies, Mario Kart 64
TURNED PROFESSIONAL: 2010
JOINED TOUR: 2014-15
Web.com Tour Graduate (2014)

PGA TOUR VICTORIES (1):

2014 Sanderson Farms Championship.

2016-17 SEASON:

Turned in career-best numbers during the 2016-17 season, including made cuts (20 in 29 starts), top-10 finishes (four) and top-25 finishes (eight). After missing the FedExCup Playoffs during his sophomore season, came back to finish a career-best No. 93 in his third try…Season concluded with a T56 finish at the Dell Technologies Championship…After missing the cut in his first start at The Greenbrier Classic (2015), posted four rounds in the 60s (including an opening-round 6-under 64) to finish T9 in 2017. Marked his career-best fourth top-10 finish of the season…Closed his inaugural start at the AT&T Byron Nelson with a bogey-free, 5-under 65, marking the round of the day. Finished T9 (his third top-10 of the season and second in a row) and five strokes out of the Billy Horschel-Jason Day playoff. Weekend rounds of 66-65 marked his lowest back-to-back rounds on TOUR since becoming a member in the 2014-15 season. It also marked the first time in his career he posted top-10 results in consecutive starts on TOUR…With four rounds at par or better, finished T8 at the Wells Fargo Championship, four strokes behind champion Brian Harman…Recorded his third career top-10 finish (and first of the season) with a T10 at the AT&T Pebble Beach Pro-Am. Continually improved in his three starts at the tournament, following a missed cut in 2015 with a T30 in 2016 and T10 in 2017. Week included four eagles, including two en route to a third-round 3-under 68 at Monterey Peninsula Country Club.

PERSONAL:

Attended Yale Secondary School in Abbotsford, British Columbia…First golf memory was playing in Fiji for the Aaron Baddeley Championship…If not a professional golfer, would be a college coach…Was selected to carry the Olympic Torch in advance of the 2010 Winter Olympics in Vancouver…Favorite team as a kid was the Toronto Blue Jays. Is now a big Seattle Seahawks fan…Would like to trade places with the U.S. president for a day "to read the book of secrets."

PLAYER STATISTICS

MISCELLANEOUS PGA TOUR STATISTICS

Career PGA TOUR Low Round/Round: 64–2017 The Greenbrier Classic/1
Largest Career PGA TOUR Paycheck/Finish: $720,000–2015 Sanderson Farms Championship/1
Career High FedExCup Rank: After 2015 Sanderson Farms Championship/8
Career High Official World Rank: After 2018 Sanderson Farms Championship/177

PGA TOUR CAREER SUMMARY — PLAYOFF RECORD: 0-0

Year	Events Played	Cuts Made	1st	2nd	3rd	Top 10	Top 25	FedExCup Pts/ Rank	Earnings/ Rank
2008A	2	1							
2009A	2	1							
2010A	2								
2011	2								
2012	1								
2015	28	17	1			1	2	613/101	$1,072,360/93
2016	26	16				1	5	441/129	628,756/138
2017	29	20				4	8	554/93	1,255,259/88
Total	92	55	1			6	17		2,956,376

WEB.COM TOUR

Year	Events Played	Cuts Made	1st	2nd	3rd	Top 10	Top 25	Earnings/Rank
2009A	1	1						
2011	1							
2012	1							
2014	24	13				3	5	$70,389/69
Total	27	14				3	5	114,724

*** Majors and World Golf Championships are considered official on multiple tours***

PGA TOUR TOP TOURNAMENT SUMMARY

Year	08	09	10	11	12	13	14	15	16	17
U.S. Open	CUT	T36								
PGA Championship								T68		
THE PLAYERS								73	CUT	
THE NORTHERN TRUST								T53		CUT
Dell Technologies Championship										T56

NATIONAL TEAMS: Eisenhower Trophy (1), 2008

Vaughn Taylor

EXEMPT STATUS: 2015-16 tournament winner (through 2017-18)
FULL NAME: Vaughn Joseph Taylor
HEIGHT: 6-0
WEIGHT: 160
BIRTHDATE: March 9, 1976
BIRTHPLACE: Roanoke, Virginia
RESIDENCE: Augusta, Georgia

FAMILY: Wife, Leot; Locklyn Vaughn Taylor (11/26/13, , Vanilla Lhuillier (11/15/16)
EDUCATION: Augusta State University (1999, Business Administration)
SPECIAL INTERESTS: Fishing
TURNED PROFESSIONAL: 1999
JOINED TOUR: 2004
Web.com Tour Graduate (2003)

PGA TOUR VICTORIES (3):

2004 Reno-Tahoe Open. **2005** Reno-Tahoe Open. **2016** AT&T Pebble Beach Pro-Am.

WEB.COM TOUR VICTORIES (1):

2003 Knoxville Open.

2016-17 SEASON:

Advanced to the FedExCup Playoffs for a seventh time on the strength of seven top-25 finishes in 25 starts through the Wyndham Championship…A T43 finish at THE NORTHERN TRUST, the first of four FedExCup Playoffs events, resulted in an end to his season at No. 114 in the final standings.

PERSONAL:

Moved to Augusta, Ga., as an infant. Attended high school (Hephzibah High) and college (Augusta State) there and still resides near his parents.

PLAYER STATISTICS

MISCELLANEOUS PGA TOUR STATISTICS

Career PGA TOUR Low Round/Round: 63–6 times, most recent 2017 Wyndham Championship/1
Largest Career PGA TOUR Paycheck/Finish: $1,260,000–2016 AT&T Pebble Beach Pro–Am/1
Career High FedExCup Rank: After 2017 Safeway Open/15
Career High Official World Rank: After 2007 EDS Byron Nelson Championship/37

PGA TOUR CAREER SUMMARY — PLAYOFF RECORD: 1-2

Year	Events Played	Cuts Made	1st	2nd	3rd	Top 10	Top 25	FedExCup Pts/ Rank	Earnings/ Rank
1998A	1								
2000A	1								
2004	27	16	1			4	8		$1,176,434/67
2005	32	19	1		1	4	8		1,827,574/36
2006	26	18			1	6	9		1,783,945/35
2007	28	18			1	3	5	91,504/63	1,313,353/70
2008	32	21		1		2	7	93,310/132	1,053,423/98
2009	28	16		1		2	4	416/115	1,178,282/79
2010	26	17		1		6	7	1,495/35	1,838,861/42
2011	27	17					2	397/116	423,907/148
2012	26	14					5	312/136	547,129/139
2013	16	9				1	5	246/155	399,286/152
2014	3	2						12/243	20,451/242
2015	12	11				2	6	361/151	533,036/155
2016	24	12	1			1	3	1,006/62	1,640,750/61
2017	26	19					7	413/114	797,385/125
Total	335	209	3	3	3	31	76		14,533,815

WEB.COM TOUR

Year	Events Played	Cuts Made	1st	2nd	3rd	Top 10	Top 25	Earnings/Rank
2000	12	7				2	4	$50,986/85
2001	1							
2002	10	5				1	2	24,798/127
2003	17	10	1	2		5	6	223,988/11
2004	1	1					1	7,250/214
2013	7	3				2	2	15,600/160
2014	20	17				3	6	92,416/47
2015	8	6					5	33,290/116
2016	2							
Total	78	49	1	2		13	26	527,349

*** Majors and World Golf Championships are considered official on multiple tours***

PGA TOUR TOP TOURNAMENT SUMMARY

Year	98	99	00	01	02	03	04	05	06	07	08	09	10
Masters									CUT	T10	CUT		
U.S. Open	CUT									CUT			
The Open Championship									T66	CUT			
PGA Championship								T28	CUT	CUT	CUT		CUT
THE PLAYERS								T32	T8	CUT	CUT	CUT	CUT
Bridgestone Invitational									T18	T61	T27		
Mexico Championship								T32					
THE NORTHERN TRUST										T60	CUT	T64	T5
Dell Technologies Championship										T41			CUT
BMW Championship										T30			T30

Year	11	12	13	14	15	16	17
Masters						CUT	
PGA Championship						T33	
THE PLAYERS	CUT					CUT	CUT
Bridgestone Invitational						T38	
THE NORTHERN TRUST	CUT					CUT	T43
Dell Technologies Championship						T24	
BMW Championship						T42	

NATIONAL TEAMS: Ryder Cup (1), 2006.



Justin Thomas

EXEMPT STATUS: Winner, 2017 PGA Championship (through 2021-22)
FULL NAME: Justin Louis Thomas
HEIGHT: 5-10
WEIGHT: 145
BIRTHDATE: April 29, 1993
BIRTHPLACE: Louisville, Kentucky
RESIDENCE: Jupiter, Florida
FAMILY: Single
EDUCATION: University of Alabama
TURNED PROFESSIONAL: 2013
JOINED TOUR: 2014-15
Web.com Tour Graduate (2014)

FEDEXCUP CHAMPION (1):
2017

PGA TOUR VICTORIES (6):
2015 CIMB Classic. **2017** CIMB Classic, SBS Tournament of Champions, Sony Open in Hawaii, PGA Championship, Dell Technologies Championship.

WEB.COM TOUR VICTORIES (1):
2014 Nationwide Children's Hospital Championship.

2016-17 SEASON:
Earned 2017 PGA TOUR Player of the Year honors, as voted on by the TOUR's membership, after capturing the FedExCup following a five-win season that included his first major championship victory at the PGA Championship. Other victories came at the CIMB Classic, SBS Tournament of Champions, Sony Open in Hawaii and Dell Technologies Championship. Joined Jack Nicklaus, Tiger Woods and Jordan Spieth as the only players since 1960 to capture five wins in a season, including a major, before the age of 25. Became the seventh player on TOUR to shoot a 59. In 25 starts, tallied a TOUR-best 12 top-10 finishes (tied with Spieth) with 19 made cuts. Also took home the Arnold Palmer Award as the TOUR's leading money-winner ($9,921,560) and finished third in Adjusted Scoring Average (69.359). Capped off the season by helping lead the United States to an eight-point victory over the International Team at the Presidents Cup…Making his Presidents Cup debut, went 3-1-1 for the United States en route to a 19-11 victory over the International Team at Liberty National. Teamed with Rickie Fowler three times en route to two victories and a halve and then with Daniel Berger for a 3-and-2 victory over Jhonattan Vegas and Hideki Matsuyama in the Saturday afternoon Four-ball session…Came from five strokes behind in the final round of the TOUR Championship with a 4-under 66 to finish one stroke behind winner Xander Schauffele. With the solo-second showing, claimed the FedExCup title, surpassing Jordan Spieth by 660 points…With rounds of 71-67-63, entered the final round of the Dell Technologies Championship tied with Marc Leishman at 12-under 201. Went on to record a 5-under 66 on Labor Day for a three-stroke victory over Jordan Spieth, relegating his friend to his second consecutive runner-up finish to start the FedExCup Playoffs. With his fifth victory of the season (the most on TOUR since Spieth and Jason Day had the same number in 2015), moved from No. 3 to No. 2 in the FedExCup standings, just 27 points behind Spieth. Overall, marked his sixth PGA TOUR victory in his 92nd start at the age of 24 years, 4 months, 6 days. Moved to four of six when carrying the lead/co-lead into the final round on TOUR. Week included a third-round 63 (his eighth round of 63 or better on TOUR), which featured 12 3s, the most ever recorded in a single FedExCup Playoffs event. Win was the 11th in the last 13 FedExCup Playoffs events won by a player under the age of 30. The victory was his TOUR-leading 11th top-10 finish of the season, staying one clear of Spieth…Retained his position in the top five of the FedExCup with a T6 result at THE NORTHERN TRUST. Marked his 10th top-10 finish for the season, leader in that category…With a final-round 3-under 68 (including six birdies and three bogeys) leading to a 72-hole score of 8-under 276, finished two strokes clear of Francesco Molinari, Patrick Reed and Louis Oosthuizen to win his first major championship title (in 10 major starts) at the 99th PGA Championship at Quail Hollow Club. While his round included multiple highlights – including a 36-foot birdie putt on No. 9, a 40-foot chip in for birdie on No. 13 and a perfectly struck 7 iron from 221 yards to 15 feet for birdie on the par-3 17th hole – it was the 10th hole that will be the most memorable moment of his victory. His eight-foot birdie putt on the 10th hole somehow failed to go in, hanging on the lip for 12 seconds before finally falling in. Won for the fifth time on the PGA TOUR, with four of those victories coming during the 2016-17 season. Coupled with Jordan Spieth's victory at The Open Championship, marked the first time since 1923 (Bobby Jones/U.S. Open, Gene Sarazen/PGA Championship) that different players aged 25 or younger won in back-to-back majors. The son of Mike and Jani Thomas, his victory marked the eighth time the son of a PGA of America Professional won the PGA Championship, most recently by Keegan Bradley in 2011. Winning in his 90th career start at the age of 24 years, 3 months and 15 days, notched the 26th win by a player in his 20s on TOUR during the season. Collected 600 points to move from No. 4 to No. 2 in the FedExCup standings. In addition, earned a five-year exemption on the PGA TOUR. Entered the final round trailing Kevin Kisner by two strokes, marking the 15th come-from-behind victory in the last 17 PGA TOUR events…Became the fifth player in U.S. Open history to record a round of 63 in the championship, with a 9-under at the par-72 Erin Hills course, marking the 31st 63 recorded in major championship history. Fired a 3-over 75 in the final round to finish T9, becoming one of 16 players who followed a major championship 63 with an over-par round. Also become the fourth of five players who recorded 63 in a U.S. Open to produce an over-par round to follow (Vijay Singh/2003/72, Jack Nicklaus/1980/71, Tom Weiskopf/1980/75, Johnny Miller/1973/final-round). T9 was his first top-10 result in a major championship in his eighth major start…Holed more than 407 feet of putts to rank No. 1 in that category while finishing T4 at the Memorial Tournament with 9-under 279. His seventh top-10 result of the season marked the third consecutive season where he earned at least seven top-10s…Teamed with Bud Cauley to finish T5 at 19-under, helped by a final-round 61, in Foursomes/Four-ball format at the Zurich Classic of New Orleans…Seized the 54-hole lead at the World Golf Championships-Mexico Championship by one stroke after rounds of 69-66-66, but faltered on Sunday with a 1-over 72 to finish three back of winner Dustin Johnson. Highlight in round three was a hole-in-one with a 6-iron at the 232-yard, par-3 13th hole. It marked his second ace on the PGA TOUR, following his first at The Greenbrier Classic in 2015…Opened the Sony Open in Hawaii with an 11-under 59, becoming the youngest player to record a sub-60 round on the PGA TOUR (23 years, 8 months, 14 days). Added rounds of 64-65-65 for a runaway seven-stroke victory over Justin Rose, earning his fourth PGA TOUR victory (third of the season) in his 74th start at the age of 23 years, 8 months and 17 days. With a 72-hole total of 253, established a PGA TOUR record, eclipsing Tommy Armour III at the 2003 Valero Texas Open (254). History-making week included lowest opening 54-hole score (188; tied with Steve Stricker) and lowest opening 36-hole score (123). With the victory, became the fourth player to win the Sony Open in wire-to-wire fashion (no ties), joining K.J. Choi (2008), Paul Azinger (2000) and Howard Twitty (1993). Became the first player to win the SBS Tournament of Champions and Sony Open in Hawaii in the same season since Ernie Els in 2003, and the

PGA TOUR CAREER SUMMARY — PLAYOFF RECORD: 1-0

Year	Events Played	Cuts Made	1st	2nd	3rd	Top 10	Top 25	FedExCup Pts/ Rank	Earnings/ Rank
2009A	1	1							
2012A	1	1							
2013A	2	1							
2014	7	3				1	1		$170,237/
2015	30	23				7	15	1,498/32	2,278,564/37
2016	28	22	1		4	7	10	748/12	4,126,366/11
2017	25	19	5	1		12	14	3,000/1	9,921,560/1
Total	94	70	6	1	4	27	40		16,496,726

WEB.COM TOUR

Year	Events Played	Cuts Made	1st	2nd	3rd	Top 10	Top 25	Earnings/Rank
2012A	1							
2014	20	18	1	1	1	7	13	$276,637/5
Total	21	18	1	1	1	7	13	481,270

*** Majors and World Golf Championships are considered official on multiple tours***

PGA TOUR TOP TOURNAMENT SUMMARY

Year	14	15	16	17
Masters			T39	T22
U.S. Open	CUT		T32	T9
The Open Championship			T53	CUT
PGA Championship		T18	T66	**1**
THE PLAYERS		T24	T3	T75
Dell Technologies Match Play			T61	T39
Bridgestone Invitational			T33	T28
Mexico Championship			T35	T5
HSBC Champions			T27	T23
THE NORTHERN TRUST		T16	T10	T6
Dell Technologies Championship		T56	CUT	**1**
BMW Championship		T13	T32	T47
TOUR Championship			T6	2

NATIONAL TEAMS: Presidents Cup (1), 2017; Walker Cup (1), 2013; World Amateur Team Championship (1), 2012; Palmer Cup (2), 2012, 2013; Eisenhower Trophy (1), 2012.

10th to win both Hawaii events at least once during a career…Became the season's first multiple winner with a three-stroke win over Hideki Matsuyama at the SBS Tournament of Champions. Opened with three consecutive 67s to carry a two-stroke lead into the final round, closing with a 69 to secure this third PGA TOUR victory in his 73rd start at the age of 23 years, 8 months and 10 days. With the win, moved within 36 points of Matsuyama's FedExCup lead and in the process, became the seventh consecutive American-born winner in Kapalua. Popular victory among his peers, with Jimmy Walker and Jordan Spieth hanging around to watch him claim the victory on the final hole… In defense of his CIMB Classic title in Malaysia, opened and closed with 8-under 64s to claim a three-stroke victory over Hideki Matsuyama at 23-under 265. Began the final round at TPC Kuala Lumpur trailing 54-hole leader Anirban Lahiri by four strokes. When Lahiri took a quadruple bogey-9 at No. 3, Thomas took the lead with six birdies in his first 10 holes. With the win, joined Ryan Moore (2013-14) as players to successfully defend a CIMB Classic title. Became the first player to have his first two PGA TOUR victories come at the same event since Matt Every at the 2014 and 2015 Arnold Palmer Invitational. Made 29 birdies for the week, bringing his total through the first two events of the season to 52 birdies and one eagle, a value of $13,250 to the Hurricane Matthew relief efforts…In the season-opening Safeway Open, overcame a 3-over 75 in round one with scores of 66-66-67 to finish T8 with four others at 14-under 274. Marked his second consecutive top-10 in the event having finished T3 in 2015. Before play began, announced that he would be donating $250 for every birdie or eagle made in his first three events of the 2016-17 PGA TOUR season to Convoy of Hope, a disaster-response, non-profit organization providing aid to those impacted by Hurricane Matthew which brought devastation to Haiti, the Bahamas and the southeastern United States. At the Safeway Open, made 23 birdies and one eagle, totaling $6,000 in donations.

PERSONAL:

Son of Mike and Jani Thomas, he became the eighth son of a PGA of America Professional to win the PGA Championship. Mike is a PGA professional at Harmony Landing in Louisville, Kentucky, while Justin's grandfather, Paul, was a 60-year member of the PGA of America… Collects golf balls from all of his wins for his dad…Avid shoe collector…The three-time AJGA junior champion returned to the American Junior Golf Association as a tournament host, hosting the inaugural Justin Thomas Junior Championship in Kentucky in 2016.

PLAYER STATISTICS

MISCELLANEOUS PGA TOUR STATISTICS

Career PGA TOUR Low Round/Round: 59–2017 Sony Open in Hawaii/1

Largest Career PGA TOUR Paycheck/Finish: $1,890,000–2017 PGA Championship/1

Career High FedExCup Rank: After 2017 TOUR Championship/1

Career High Official World Rank: After 2018 World Golf Championships-HSBC Champions/3



Kyle Thompson

EXEMPT STATUS: 24th on 2017 Web.com Tour priority list
FULL NAME: Kyle Adam Thompson
HEIGHT: 5-10
WEIGHT: 175
BIRTHDATE: April 25, 1979
BIRTHPLACE: Panama City, Florida
RESIDENCE: Greenville, South Carolina
FAMILY: Wife, Emmi; Sophia Marie (5/12/09), Samuel (8/14/2011), Raleigh Tetsuo (6/13/16)
EDUCATION: University of South Carolina (2001, Marketing/Management)
SPECIAL INTERESTS: All sports, reading, spending time with friends
TURNED PROFESSIONAL: 2001
JOINED TOUR: 2008
Web.com Tour Graduate (2008, 2011, 2017)

BEST PGA TOUR FINISH:

T15—2008 Puerto Rico Open presented by Banco Popular.

WEB.COM TOUR VICTORIES (5):

2007 The Rex Hospital Open, Oregon Classic Pres'd by Kendall Automotive Group. **2011** The Rex Hospital Open. **2015** Rex Hospital Open. **2017** The Bahamas Great Exuma Classic at Sandals Emerald Bay.

2016-17 SEASON:

Finished the Web.com Tour season with 22 starts, one win, two runner-ups and 13 cuts made. Was 24th in the final priority-ranking order. Secured his PGA TOUR card for the 2017-18 season with a seventh-place finish on the 2017 Web.com Tour Regular Season money list…Posted 22-under 262 to finish T2 at the Digital Ally Open. Recorded a final-round 65 on Sunday to move from T8 to a share of second place, finishing three shots back of winner Marty Dou…Held the 54-hole lead at the Lincoln Land Charity Championship but fell into a tie for first at the end of regulation with a final-round 74. Lost on the second playoff hole but secured his PGA TOUR card with the T2…Recorded his second top-10 of the season with a solo fifth-place finish at the United Leasing & Finance Championship despite a final-round 76. Took sole possession of the 36-hole lead with an even-par 72 for a one-shot lead at Victoria National. Grabbed a share of the 18-hole lead at 4-under 68 with Abraham Ancer for the first-round lead…Secured his fifth Web.com Tour title with a two-shot victory at the season-opening Bahamas Great Exuma Classic at Sandals Emerald Bay, despite recording seven double bogeys throughout the week. Opened with a 4-over 76 in extremely windy conditions - a round that he called one of the top three he'd ever played. Entered the weekend five shots off the lead after a second-round 70. Recorded his second consecutive 70 to get to even-par and grab the 54-hole lead by one shot over Abraham Ancer and Nicholas Thompson. Built his lead up to four shots with four birdies on the front nine on his way to an opening 4-under 32. Made his first blemish of the day at the par-4 16th with a double bogey to drop his lead to just two shots with two play. Parred the last two holes to secure the win by two shots over Nicholas Thompson and Andrew Yun. Winning total of 2-under 286 was the highest score by a winner since Omar Uresti's 2007 win at the Livermore Valley Wine Country Championship.

PERSONAL:

Is a huge University of South Carolina Gamecocks fan.… Named his third child, Raleigh, after his Web.com Tour win at the Rex Hospital Open in 2015. Credited that win with saving his playing career. At that time, he only had conditional Web.com Tour status and had been preparing his resume to start applying for jobs.…Helps coach his son Sammy's baseball team whenever he is home.…Sister, Kory, is the head women's golf coach at Ole Miss.…Best friends with fellow professional, Jin Park.…Supports charities helping to end childhood slavery.

PLAYER STATISTICS

MISCELLANEOUS PGA TOUR STATISTICS

Career PGA TOUR Low Round/Round: 66–2 times, most recent 2008 Valero Texas Open/1
Largest Career PGA TOUR Paycheck/Finish: $54,250–2008 Puerto Rico Open presented by Banco Popular/T15
Career High FedExCup Rank: After 2008 Sony Open in Hawaii/81
Career High Official World Rank: After 2011 John Deere Classic/223

PGA TOUR CAREER SUMMARY — PLAYOFF RECORD: 0-0

Year	Events Played	Cuts Made	1st	2nd	3rd	Top 10	Top 25	FedExCup Pts/ Rank	Earnings/ Rank
2003	1								
2006	1								
2007	1	1					1		$42,900/
2008	26	9					1	461/209	154,447/211
2009	1								
2011	1								
2012	22	3						44/221	45,460/227
2015	1								
2017	1								
Total	55	13					2		242,807

WEB.COM TOUR

Year	Events Played	Cuts Made	1st	2nd	3rd	Top 10	Top 25	Earnings/Rank
1997A	1	1						
2001	1	1						$1,137/314
2002	2							
2003	24	15		2		4	7	174,008/25
2004	28	17		2		6	10	193,835/22
2005	25	16				2	3	67,135/74
2006	26	16			1	3	8	117,046/53
2007	28	12	2			4	7	248,698/14
2008	3	2		2		2	2	87,271/79
2009	23	7					2	24,833/148
2010	24	12		1		3	6	138,757/49
2011	21	14	1	1		4	5	233,949/15
2012	4	1						2,041/253
2013	9	1						1,335/275
2014	14	7				1	3	44,875/97
2015	17	11	1			2	3	148,316/30
2016	21	12		1		1	6	119,770/42
2017	22	13	1	2		4	9	266,312/7
Total	293	158	5	11	1	36	71	1,883,628

*** Majors and World Golf Championships are considered official on multiple tours***

PGA TOUR TOP TOURNAMENT SUMMARY

Year	12	13	14	15	16	17
U.S. Open	CUT					CUT



Michael Thompson

EXEMPT STATUS: Top Finishers from the Web.com Tour Medical
FULL NAME: Michael Hayes Thompson
HEIGHT: 6-0
WEIGHT: 185
BIRTHDATE: April 16, 1985
BIRTHPLACE: Tucson, Arizona
RESIDENCE: Sea Island, Georgia

FAMILY: Wife, Rachel, Joshua Cole (10/19/16)
EDUCATION: University of Alabama (2008, Accounting)
SPECIAL INTERESTS: Reading, Alabama football, model building, soccer
TURNED PROFESSIONAL: 2008
Q SCHOOL: 2010
JOINED TOUR: 2011
Web.com Tour Graduate (2015, 2016)

PGA TOUR VICTORIES (1):

2013 The Honda Classic.

WEB.COM TOUR VICTORIES (1):

2016 Albertsons Boise Open presented by Kraft Nabisco.

2016-17 SEASON:

Made the cut in nine of 21 starts, with a T10 at the Puerto Rico Open the best of his six top-25 finishes. Withdrew from the Quicken Loans National with a shoulder injury and did not make a start the rest of the season. Ended the season No. 148 in the FedExCup standings. Will play the 2017-18 season on a Top Finishers from the Web.com Tour Medical, where he will have six starts available to earn 87 points (coupled with 278 earned during the season) to equal No. 125 J.J. Henry's 365-point total on the 2017 FedExCup points list. Should he do so, will retain eligibility through the end of the season…In his fourth start at the Puerto Rico Open, closed with a 6-under 66 at Coco Beach Golf & Country Club to claim a share of 10th place at 15-under 273 with six others.

PERSONAL:

Superstitions include always marking his ball with a heads up 1985 quarter…Wife, Rachel, is a doctor of physical therapy, and a Emory University graduate. She caddied for her husband during his only win on the Hooters Tour. The two met while attending Tulane University together…Never travels without a good book to read…Favorite professional team is the New Orleans Saints. Favorite college team is the University of Alabama.

PLAYER STATISTICS

MISCELLANEOUS PGA TOUR STATISTICS

Career PGA TOUR Low Round/Round: 62–2011 Travelers Championship/4
Largest Career PGA TOUR Paycheck/Finish: $1,080,000–2013 The Honda Classic/1
Career High FedExCup Rank: After 2013 World Golf Championships-Cadillac Championship/11
Career High Official World Rank: After 2013 Zurich Classic of New Orleans/43

PGA TOUR CAREER SUMMARY — PLAYOFF RECORD: 0-0

Year	Events Played	Cuts Made	1st	2nd	3rd	Top 10	Top 25	FedExCup Pts/ Rank	Earnings/ Rank
2008A	3	2							
2008	1	1							$32,625
2009	2								
2011	25	15			1	2	6	413/115	935,265/98
2012	25	15		1		3	7	671/92	1,408,374/60
2013	22	11	1			3	6	938/66	1,707,637/52
2014	22	15				1	7	515/117	932,300/103
2015	27	14			1	1	2	378/146	599,835/146
2016	23	13				1	4	340/145	521,983/148
2017	21	9				1	6	278/148	568,991/150
Total	171	95	1	1	2	12	38		6,707,011

WEB.COM TOUR

Year	Events Played	Cuts Made	1st	2nd	3rd	Top 10	Top 25	Earnings/Rank
2008	2							
2010	1	1						$2,650/250
2011	2	2				1	1	22,963/135
2015	3	3		1		1	1	94,830/66
2016	3	2	1			1	1	184,000/24
Total	11	8	1	1		3	3	304,443

*** Majors and World Golf Championships are considered official on multiple tours***

PGA TOUR TOP TOURNAMENT SUMMARY

Year	08	09	10	11	12	13	14	15
Masters	CUT					T25		
U.S. Open	T29				T2	CUT		
The Open Championship					CUT	CUT		
PGA Championship					CUT	T22		
THE PLAYERS					T51	T55	CUT	CUT
Bridgestone Invitational						T21		
Mexico Championship						T8		
HSBC Champions							T50	
THE NORTHERN TRUST				CUT	T63	CUT	CUT	
Dell Technologies Championship					CUT	T53		
BMW Championship						T62		

NATIONAL TEAMS: Palmer Cup (1), 2008.



Brendon Todd

EXEMPT STATUS: Past Champion
FULL NAME: Brendon Dean Todd
HEIGHT: 6-3
WEIGHT: 180
BIRTHDATE: July 22, 1985
BIRTHPLACE: Pittsburgh, Pennsylvania
RESIDENCE: Atlanta, Georgia
FAMILY: Wife, Rachel; Oliver (10/4/14)

EDUCATION: University of Georgia (2007, Business Marketing)
SPECIAL INTERESTS: Football, movies, ping-pong
TURNED PROFESSIONAL: 2007
JOINED TOUR: 2012
Web.com Tour Graduate (2008, 2013)

PGA TOUR VICTORIES (1):

2014 HP Byron Nelson Championship.

WEB.COM TOUR VICTORIES (2):

2008 Utah Championship Presented by Zions Bank. **2013** Stadion Classic at UGA.

2016-17 SEASON:

Made one cut in nine starts on the PGA TOUR in the 2016-17 season. Will compete on TOUR in the 2017-18 season out of the Past Champion category…Finished T70 at the AT&T Byron Nelson, site of his lone PGA TOUR win in 2014, in his only made cut in 2016-17.

PERSONAL:

Moved from Pittsburgh to North Carolina at age 11. Attended high school in Cary, N.C…Grew up playing against PGA TOUR pro Webb Simpson in the Raleigh, N.C., area…Favorite teams include the Georgia Bulldogs, Pittsburgh Steelers and Atlanta Braves.

PLAYER STATISTICS

MISCELLANEOUS PGA TOUR STATISTICS

Career PGA TOUR Low Round/Round: 63–3 times, most recent 2015 BMW Championship/2
Largest Career PGA TOUR Paycheck/Finish: $1,242,000–2014 HP Byron Nelson Championship/1
Career High FedExCup Rank: After 2014 The Open Championship/7
Career High Official World Rank: After 2014 RBC Canadian Open/40

PGA TOUR CAREER SUMMARY — PLAYOFF RECORD: 0-0

Year	Events Played	Cuts Made	1st	2nd	3rd	Top 10	Top 25	FedExCup Pts/ Rank	Earnings/ Rank
2009	21	5					1	154/181	$203,841/186
2012	29	11				1	4	281/146	474,295/150
2013	10	8					5	293/145	473,220/140
2014	29	25	1			7	12	508/27	3,396,647/18
2015	27	21				4	12	1,279/46	1,809,192/50
2016	29	4						60/212	75,772/210
2017	9	1						3/247	14,925/238
Total	154	75	1			12	34		6,447,992

WEB.COM TOUR

Year	Events Played	Cuts Made	1st	2nd	3rd	Top 10	Top 25	Earnings/Rank
2007	1							
2008	23	14	1			7	11	$244,224/19
2009	4	2						3,249/255
2010	13							
2011	24	10				2	4	60,035/84
2013	10	9	1	1		3	8	152,828/20
Total	75	35	2	1		12	23	555,455

*** Majors and World Golf Championships are considered official on multiple tours***

PGA TOUR TOP TOURNAMENT SUMMARY

Year	14	15	16
Masters		CUT	
U.S. Open	T17	CUT	
The Open Championship	T39	T12	
PGA Championship	72	CUT	
THE PLAYERS		T51	CUT
Dell Technologies Match Play		T52	
Bridgestone Invitational	T45	T61	
Mexico Championship		T23	
HSBC Champions		T60	
THE NORTHERN TRUST	T46	T24	
Dell Technologies Championship	CUT	T44	
BMW Championship	T36	T23	
TOUR Championship	T17		



Ethan Tracy

EXEMPT STATUS: 40th on 2017 Web.com Tour priority list
FULL NAME: Ethan Nathaniel Tracy
HEIGHT: 5-11
WEIGHT: 160
BIRTHDATE: November 10, 1989
BIRTHPLACE: Columbus, Ohio
RESIDENCE: Fayetteville, Arkansas
FAMILY: Single
EDUCATION: University of Arkansas (2013, Kinesiology)
SPECIAL INTERESTS: Working out, cooking and going to movies
TURNED PROFESSIONAL: 2012
JOINED TOUR: 2018
Web.com Tour Graduate (2017)

BEST PGA TOUR CAREER FINISH:
T65--2016 U.S. Open.

WEB.COM TOUR VICTORIES (1):
2017 Club Colombia Championship by Servientrega.

2016-17 SEASON:
Finished the Web.com Tour season with 25 starts, one win and 10 cuts made. Was 40th in the final priority-ranking order. Secured his PGA TOUR card for the 2017-18 season with a 24th-place finish on the 2017 Web.com Tour Regular Season money list…Recorded his first top-10 since his win at the Club Colombia Championship with a tie for eighth at the Web.com Tour Championship…Jumped out to the 36-hole lead at the Rex Hospital Open by one shot but faltered on the weekend with rounds of 75-71 for a T39 finish…Defeated Roberto Diaz in a playoff at the Club Colombia Championship by Servientrega for his maiden Tour victory. Holed out for eagle from 101 yards with a 58-degree wedge on the par-5 18th hole to tie Diaz at 13-under par at the end of regulation. After the duo parred the first hole of sudden death, drained a 20-foot birdie on the second extra hole to earn the win in just his fourth career start. The $126,000 check moved him to No. 1 on the Web.com Tour money list.

PERSONAL:
Grew up attending the Memorial Tournament presented by Nationwide, 10 miles from his home in Hilliard, Ohio. Watching PGA TOUR pros and getting autographs inspired him to pursue a PGA TOUR career…Father is a firefighter captain for the city of Columbus, Ohio…Great grandfather, Leonard Fauver, was a Big-10 wrestling champion and All-American wrestler at Ohio State University…Played baseball, soccer and tennis growing up…When he was 16, played with Woody Austin in a U.S. Open Sectional Qualifying. Austin gave him a chipping lesson which he has never forgotten…Uses a numbered golf ball to match the round he is playing and uses his firefighter dad's coin as his ball marker…Supports the Firefighters 4Kids Toy Drive. Mother is a living kidney donor for the Ohio State U. Comprehensive Transplant Center, donating for his Uncle Tom.

PLAYER STATISTICS

MISCELLANEOUS PGA TOUR STATISTICS
Career PGA TOUR Low Round/Round: 69–2016 Barbasol Championship/2
Largest Career PGA TOUR Paycheck/Finish: $27,305–2018 Sanderson Farms Championship/T30
Career High FedExCup Rank: After 2018 Sanderson Farms Championship/115
Career High Official World Rank: After 2017 AT&T Byron Nelson/393

PGA TOUR CAREER SUMMARY — PLAYOFF RECORD: 0-0

Year	Events Played	Cuts Made	1st	2nd	3rd	Top 10	Top 25	FedExCup Pts/ Rank	Earnings/ Rank
2016	4	1							$22,762/
Total	4	1							22,762

WEB.COM TOUR

Year	Events Played	Cuts Made	1st	2nd	3rd	Top 10	Top 25	Earnings/Rank
2016	1							
2017	25	10	1			2	4	$161,211/24
Total	26	10	1			2	4	189,211

*** Majors and World Golf Championships are considered official on multiple tours***

PGA TOUR TOP TOURNAMENT SUMMARY

Year	16
U.S. Open	T65



Cameron Tringale (trin-GOLL-ee)

EXEMPT STATUS: 37th on 2017 Web.com Tour priority list
FULL NAME: Cameron Joseph Tringale
HEIGHT: 6-2
WEIGHT: 185
BIRTHDATE: August 24, 1987
BIRTHPLACE: Mission Viego, California
RESIDENCE: Laguna Niguel, California
FAMILY: Single

EDUCATION: Georgia Tech (2009, Management)
SPECIAL INTERESTS: Snowboarding, surfing, rock climbing
TURNED PROFESSIONAL: 2009
Q SCHOOL: 2009, 2010
JOINED TOUR: 2010
Web.com Tour Graduate (2017)

BEST PGA TOUR CAREER FINISHES:

2—2015 Zurich Classic of New Orleans, T2—2014 The Barclays, 2016 Shriners Hospitals for Children Open.

OTHER VICTORIES (1):

2014 Franklin Tempeton Shootout [with Jason Day].

2016-17 SEASON:

Recorded three top-10s in 28 starts on TOUR. Entered the Wyndham Championship on the bubble, at No. 126 in the FedExCup standings. A missed cut in Greensboro resulted in a 133rd-place finish in the final standings. Failing to advance to the FedExCup Playoffs, opted to compete in the Web.com Tour Finals where he made three cuts and posted one top-10. Secured his PGA TOUR card for the 2017-18 season with an 18th-place finish on the 2017 Web.com Tour Finals money list (excluding the 25). Was 37th in the final priority-ranking order…In the last event of the Web.com Tour Finals, earned his PGA TOUR card with a tie for fifth at the Web.com Tour Championship…At the Barbasol Championship, with scores of 65-66-67-68—266 (-18), finished T6 with three others. Played the par-5 13th in 5-under for the week…Missed the cut at the AT&T Byron Nelson in 2010 and 2011 and did not make a start at the event again until 2017, finishing T9 with rounds of 66-68-67-72…Holed out for birdie from 82 yards on the final hole of the second round of the Genesis Open at Riviera CC to shoot a bogey-free 64. Never threatened Dustin Johnson for the lead in the final round, but did move into a tie for second at 12-under with a birdie at the 16th hole. Needing a final-hole par for a runner-up result, drove into the rough which led to a double bogey to drop to T8 at 10-under.

PERSONAL:

Has a younger sister and an older brother, Jon, who played college golf at San Jose State…Favorite college team is Georgia Tech. Favorite professional team is the Los Angeles Lakers…Favorite vacation spot is any snowboarding destination…Growing up, wanted to become an actor…Bucket list includes skydiving and running a marathon.

PLAYER STATISTICS

MISCELLANEOUS PGA TOUR STATISTICS

Career PGA TOUR Low Round/Round: 63–2011 The Barclays/2
Largest Career PGA TOUR Paycheck/Finish: $745,200–2015 Zurich Classic of New Orleans/2
Career High FedExCup Rank: After 2016 Shriners Hospitals for Children Open/5
Career High Official World Rank: After 2015 Zurich Classic of New Orleans/55

PGA TOUR CAREER SUMMARY — PLAYOFF RECORD: 0-0

Year	Events Played	Cuts Made	1st	2nd	3rd	Top 10	Top 25	FedExCup Pts/ Rank	Earnings/ Rank
2009A	1								
2010	22	5					3	107/193	$302,618/179
2011	32	23				4	8	1,002/63	1,327,807/68
2012	26	18				4	8	689/90	1,225,737/75
2013	24	16			1	1	6	726/79	971,209/86
2014	31	25		1		3	9	600/20	2,169,723/37
2015	28	20		1		3	6	1,390/36	1,837,164/48
2016	25	16		1		1	6	539/112	1,064,066/101
2017	28	16				3	3	337/133	792,814/126
Total	217	139		3	1	19	49		9,691,139

WEB.COM TOUR

Year	Events Played	Cuts Made	1st	2nd	3rd	Top 10	Top 25	Earnings/Rank
2009A	1							
2010	4	3				1	1	$21,699/142
2017	4	3				1	2	47,445/110
Total	9	6				2	3	69,144

*** Majors and World Golf Championships are considered official on multiple tours***

PGA TOUR TOP TOURNAMENT SUMMARY

Year	09	10	11	12	13	14	15	16	17
Masters							T38		
U.S. Open	CUT						T54		
The Open Championship						CUT	T58		
PGA Championship			CUT	72		DQ	CUT	84	
THE PLAYERS				72	CUT	CUT	T56	T16	T35
Mexico Championship							T38		
THE NORTHERN TRUST			T32	CUT	T58	T2	T30	CUT	
Dell Technologies Championship			CUT	CUT	T67	T69	T44		
BMW Championship			T31			T31	T7		
TOUR Championship						15			

NATIONAL TEAMS: Walker Cup (1), 2009; Palmer Cup (1), 2009.

Kevin Tway

EXEMPT STATUS: 69th in 2016-17 FedExCup points
FULL NAME: Kevin Coulter Tway
HEIGHT: 6-3
WEIGHT: 185
BIRTHDATE: July 23, 1988
BIRTHPLACE: Edmond, Oklahoma
RESIDENCE: Jupiter, Florida
FAMILY: Single
EDUCATION: Oklahoma State University
SPECIAL INTERESTS: Basketball
TURNED PROFESSIONAL: 2011
JOINED TOUR: 2013-14
Web.com Tour Graduate (2013, 2016)

BEST PGA TOUR CAREER FINISH:

3—2017 Zurich Classic of New Orleans, T3—Valero Texas Open.

WEB.COM TOUR VICTORIES (1):

2013 Albertsons Boise Open Presented by Kraft.

2016-17 SEASON:

Made the cut in 21 of 27 starts during the 2016-17 season, with three top-10s. Season highlighted by consecutive top-five finishes at the Valero Texas Open (T3), Zurich Classic of New Orleans (3) and the Wells Fargo Championship (T5)…Made the cut in all three FedExCup Playoffs starts, ending the season with a T53 at the BMW Championship and a 69th-place finish in the FedExCup standings…Finished T5 at the Wells Fargo Championship. Earned his second career top-10 at the Zurich Classic of New Orleans, teaming with Kelly Kraft to fire a final-round 61 for third at 23-under 265 in the new two-man team, Foursomes/Four-ball format at TPC Louisiana…Posted four rounds of par or better at TPC San Antonio to finish T3 at the Valero Texas Open with Tony Finau at 9-under 279. The finish marked his first top-10 showing in his 44th career start on the PGA TOUR.

PERSONAL:

Favorite golf memory was caddying in the Par-3 Contest at the Masters for his father, Bob, who made more than 680 PGA TOUR starts and recorded eight wins including the 1986 PGA Championship…Follows the Oklahoma City Thunder…Supports the Scott Verplank Foundation…Would love to trade places for a day with an astronaut…Not many people know he sings in the shower. Played basketball and baseball growing up. Quit all other sports after he won the U.S. Junior at 16.

PLAYER STATISTICS

MISCELLANEOUS PGA TOUR STATISTICS

Career PGA TOUR Low Round/Round: 63–2017 John Deere Classic/2
Largest Career PGA TOUR Paycheck/Finish: $359,600–2017 Valero Texas Open/T3
Career High FedExCup Rank: After 2014 Frys.com Open/37
Career High Official World Rank: After 2017 Dell Technologies Championship/169

PGA TOUR CAREER SUMMARY — PLAYOFF RECORD: 0-0

Year	Events Played	Cuts Made	1st	2nd	3rd	Top 10	Top 25	FedExCup Pts/ Rank	Earnings/ Rank
2008A	1								
2011	4								
2012	2								
2014	23	8						172/177	$167,278/188
2015	1	1							14,322/
2016	1								
2017	27	21			2	3	6	740/69	1,472,613/74
Total	59	30			2	3	6		1,654,213

WEB.COM TOUR

Year	Events Played	Cuts Made	1st	2nd	3rd	Top 10	Top 25	Earnings/Rank
2011	1	1						$1,526/295
2012	4	2				1	1	24,840/145
2013	18	14	1			4	6	260,541/5
2014	5	4					1	4,880/194
2015	24	17		1		2	9	151,813/28
2016	23	15			2	4	9	148,746/27
Total	75	53	1	1	2	11	26	713,932

*** Majors and World Golf Championships are considered official on multiple tours***

PGA TOUR TOP TOURNAMENT SUMMARY

Year	08	09	10	11	12	13	14	15	16	17
U.S. Open	CUT						T60		CUT	
THE NORTHERN TRUST										T43
Dell Technologies Championship										T40
BMW Championship										T53

Peter Uihlein (YOU-line)

EXEMPT STATUS: 3rd on 2017 Web.com Tour priority list
FULL NAME: Peter Uihlein
HEIGHT: 6-1
WEIGHT: 190
BIRTHDATE: August 29, 1989
BIRTHPLACE: New Bedford, Massachusetts
RESIDENCE: Jupiter, Florida

FAMILY: Single
EDUCATION: Oklahoma State University
TURNED PROFESSIONAL: 2011
Web.com Tour Graduate (2017)

BEST PGA TOUR CAREER FINISH:
T4—2015 Sanderson Farms Championship.

WEB.COM TOUR VICTORIES (1):
2017 Nationwide Children's Hospital Championship.

INTERNATIONAL VICTORIES (1):
2013 Madeira Islands Open [Eur].

2016-17 SEASON:
Once again, played primarily on the European Tour. Recorded four top-10s on the European Tour, with a runner-up at the French Open his closest brush with victory. Made seven PGA TOUR starts where he recorded three top-25s. Returned to the states to compete in the Web.com Tour Finals. Won in the first Finals event. Was third in the final priority-ranking order. Secured his PGA TOUR card for the 2017-18 season with a first-place finish on the 2017 Web.com Tour Finals money list (excluding the 25)…Opened with a 9-under 62 at the Albertsons Boise Open for a one-shot lead but fell into T29 with rounds of 74-68-72 to close…Secured his PGA TOUR card for the first time with a victory in only his third career Web.com Tour start at the Nationwide Children's Hospital Championship after earning a berth in the Web.com Tour Finals through non-member FedExCup points. Entered the final round four shots back of Ryan Armour, but earned a one-shot victory with the best round of the day, 6-under 65, at the Scarlet Course at Ohio State University Golf Club…Posted four rounds in the 60s, highlighted by a final-round 6-under 66, to claim a share of fifth place at the Puerto Rico Open with Whee Kim and Sam Saunders at 17-under 271.

PERSONAL:
Born in New Bedford, Massachusetts to Tina and Wally Uihlein, Chairman and CEO of Acushnet/Titleist. Moved to Florida when he was 13 to attend IMG Academy…Won the 2010 U.S. Amateur at Chambers Bay on his 21st birthday…His Siberian Husky, Bagger, was named for his favorite book, "The Legend of Bagger Vance."…Is allergic to chocolate.

PLAYER STATISTICS

MISCELLANEOUS PGA TOUR STATISTICS
Career PGA TOUR Low Round/Round: 65–2 times, most recent 2015 Sanderson Farms Championship/4
Largest Career PGA TOUR Paycheck/Finish: $165,333–2015 Sanderson Farms Championship/T4
Career High FedExCup Rank: After 2018 World Golf Championships-HSBC Champions/21
Career High Official World Rank: After 2018 World Golf Championships-HSBC Champions/56

PGA TOUR CAREER SUMMARY — PLAYOFF RECORD: 0-0

Year	Events Played	Cuts Made	1st	2nd	3rd	Top 10	Top 25	FedExCup Pts/ Rank	Earnings/ Rank
2006A	1								
2011A	5	3							
2012	2								
2013	4	1				1	1		$121,625/
2014	7	2					1		
2015	4	1				1	1		165,333/
2017	7	5				1	3		272,529/
Total	30	12				3	6		559,487

WEB.COM TOUR

Year	Events Played	Cuts Made	1st	2nd	3rd	Top 10	Top 25	Earnings/Rank
2010A	1							
2011A	1	1				1	1	
2017	3	2	1			1	1	$185,864/29
Total	5	3	1			2	2	185,864

*** Majors and World Golf Championships are considered official on multiple tours***

PGA TOUR TOP TOURNAMENT SUMMARY

Year	11	12	13	14	15	16	17
Masters	CUT						
U.S. Open	CUT						CUT
The Open Championship	T48			CUT			T44
PGA Championship			CUT				CUT
Mexico Championship				T25			
HSBC Champions				T55			

NATIONAL TEAMS: Walker Cup (1), 2009.



Tyrone Van Aswegen (Ty-ren AZ-wee-gun)

EXEMPT STATUS: 117th in 2016-17 FedExCup points
FULL NAME: Tyrone Frank Van Aswegen
HEIGHT: 6-0
WEIGHT: 170
BIRTHDATE: January 6, 1982
BIRTHPLACE: Johannesburg, South Africa
RESIDENCE: McKinney, Texas
FAMILY: Wife, Cristin

EDUCATION: Oklahoma City University (2004, Business Administration)
SPECIAL INTERESTS: Reading non-fiction
TURNED PROFESSIONAL: 2004
JOINED TOUR: 2013-14
Web.com Tour Graduate (2013, 2015)

BEST PGA TOUR CAREER FINISH:

T3—2016 Frys.com Open.

2016-17 SEASON:

Advanced to the FedExCup Playoffs for the second straight season on the strength of five top-25 finishes…A missed cut at THE NORTHERN TRUST, the first of four FedExCup Playoffs events, resulted in an end to his season at No. 117 in the final standings…Joined fellow South African Retief Goosen to shoot 12-under 60 (Four-ball format) in second round of Zurich Classic of New Orleans for the low round of the tournament, matched by runner-up team of Kevin Kisner/Scott Brown in round four. Duo finished T14…In his second start of the season, birdied three of his last four holes in the final round of the CIMB Classic to post a 4-under 68 and claim a share of seventh place at TPC Kuala Lumpur with Scott Hend at 15-under 273.

PERSONAL:

Good friends with both Alistair Presnell and Dawie van der Walt…Loves reading non-fiction and biographies…When he's not golfing, takes time to enjoy life's little pleasures, like "a good red wine; Merlot or Malbec."…Supports the Springboks in rugby and the Oklahoma Sooners in football…On June 19th, 2013, he became a U.S. citizen in a ceremony in San Diego, Calif., along with 750 other new Americans.

PLAYER STATISTICS

MISCELLANEOUS PGA TOUR STATISTICS
Career PGA TOUR Low Round/Round: 65–6 times, most recent 2017 Wyndham Championship/3
Largest Career PGA TOUR Paycheck/Finish: $312,000–2016 Frys.com Open/T3
Career High FedExCup Rank: After 2016 Frys.com Open/3
Career High Official World Rank: After 2017 CIMB Classic/218

PGA TOUR CAREER SUMMARY — PLAYOFF RECORD: 0-0

Year	Events Played	Cuts Made	1st	2nd	3rd	Top 10	Top 25	FedExCup Pts/ Rank	Earnings/ Rank
2014	25	15					4	355/144	$454,856/151
2015	20	8					1	142/191	168,234/196
2016	31	23			1	2	5	658/98	1,025,632/103
2017	32	20				1	5	407/117	806,410/123
Total	108	66			1	3	15		2,455,132

WEB.COM TOUR

Year	Events Played	Cuts Made	1st	2nd	3rd	Top 10	Top 25	Earnings/Rank
2006	4	2						$3,126/241
2007	2	1						2,185/293
2008	3	1						2,350/248
2009	3	2			1	1	2	63,850/89
2010	5	1						1,706/278
2011	25	12				1	6	85,891/68
2012	25	14				4	6	130,916/43
2013	25	13				3	8	96,178/49
2014	4	4				1	2	61,760/88
2015	10	7				1	2	6,876/175
Total	106	57			1	11	26	548,858

*** Majors and World Golf Championships are considered official on multiple tours***

PGA TOUR TOP TOURNAMENT SUMMARY

Year	16	17
THE PLAYERS		CUT
THE NORTHERN TRUST	T41	CUT
Dell Technologies Championship	CUT	

Bo Van Pelt

EXEMPT STATUS: Top 50 on Career Money List
FULL NAME: Bo Van Pelt
HEIGHT: 6-4
WEIGHT: 200
BIRTHDATE: May 16, 1975
BIRTHPLACE: Richmond, Indiana
RESIDENCE: Tulsa, Oklahoma
FAMILY: Wife, Carrie; Olivia (5/26/01), Trace (11/26/02), Crew (8/9/06)
EDUCATION: Oklahoma State University (1998, General Business)
SPECIAL INTERESTS: Billiards, basketball, movies, watching sports, boating
TURNED PROFESSIONAL: 1998
Q SCHOOL: 1998
JOINED TOUR: 1999
Web.com Tour Graduate (2001, 2003)

PGA TOUR VICTORIES (1):
2009 U.S. Bank Championship in Milwaukee.

WEB.COM TOUR VICTORIES (1):
2003 Omaha Classic.

INTERNATIONAL VICTORIES (2):
2011 CIMB Asia Pacific Classic [Asia]. **2012** ISPS Handa Perth International [Eur].

OTHER VICTORIES (1):
2013 CVS Caremark Charity Classic [with Steve Stricker].

2016-17 SEASON:
Did not play on the PGA TOUR while recovering from surgery to repair a torn labrum in his left arm. Will play out of the Top 50 Career Money List category for the 2017-18 PGA TOUR Season.

PERSONAL:
Father, Bob, was a fifth-round draft pick by the NFL's Philadelphia Eagles in 1967 after a collegiate career at Indiana…Along with his wife, Carrie, is involved in Habitat for Humanity…Quit game for a time while in college but later rejoined the Oklahoma State golf team. "I guess I had to give it up to figure out how much I loved it."

PLAYER STATISTICS

MISCELLANEOUS PGA TOUR STATISTICS
Career PGA TOUR Low Round/Round: 63–3 times, most recent 2014 Zurich Classic of New Orleans/2
Largest Career PGA TOUR Paycheck/Finish: $720,000–2009 U.S. Bank Championship in Milwaukee/1
Career High FedExCup Rank: After 2010 World Golf Championships-Bridgestone Invitational/12
Career High Official World Rank: After 2012 PGA TOUR Qualifying Tournament/20

PGA TOUR CAREER SUMMARY — PLAYOFF RECORD: 1-0

Year	Events Played	Cuts Made	1st	2nd	3rd	Top 10	Top 25	FedExCup Pts/ Rank	Earnings/ Rank
1999	28	7					1		$70,080/210
2002	28	10					1		139,357/191
2004	30	23				5	13		1,553,825/39
2005	33	24			2	6	12		1,606,082/51
2006	28	23				4	11		1,389,927/64
2007	30	22				4	13	91,356/64	1,559,181/58
2008	32	20		1		1	7	97,440/79	903,967/115
2009	30	21	1			5	8	1,195/50	1,945,307/40
2010	28	24		1	3	8	14	445/30	3,336,258/13
2011	27	19			1	5	13	610/23	2,344,546/29
2012	24	20		1		10	16	647/22	3,043,509/23
2013	22	16				1	7	612/89	956,629/88
2014	25	16				1	8	866/81	982,218/98
2015	28	13				2	3	322/159	580,611/149
2016	5	1						18/235	15,392/242
Total	398	259	1	3	6	52	127		20,426,888

WEB.COM TOUR

Year	Events Played	Cuts Made	1st	2nd	3rd	Top 10	Top 25	Earnings/Rank
1999	1	1					1	$3,069/169
2000	27	16			1	3	6	84,064/62
2001	24	17		2		5	10	175,947/11
2002	1							
2003	24	19	1		1	7	16	289,248/5
Total	77	53	1	2	2	15	33	552,328

*** Majors and World Golf Championships are considered official on multiple tours***

PGA TOUR TOP TOURNAMENT SUMMARY

Year	99	00	01	02	03	04	05	06	07	08	09	10	11
Masters							CUT						T8
U.S. Open						T31		T40			CUT	T40	T14
The Open Championship						T30	T52	CUT				T44	T57
PGA Championship						T31	T17		CUT		CUT	T28	CUT
THE PLAYERS							CUT	T8	CUT	CUT	CUT	T4	CUT
Dell Technologies Match Play													T17
Bridgestone Invitational												T3	T23
Cadillac Championship													T35
HSBC Champions													T11
THE NORTHERN TRUST									CUT	71	T31	CUT	T24
Dell Technologies Championship									T30	T44	CUT	T25	7
BMW Championship									T18		T15	T54	T56
TOUR Championship												24	9

Year	12	13	14	15
Masters	T17	T20		
U.S. Open	T59	T21	T63	CUT
The Open Championship	CUT	T44		
PGA Championship	T18	WD		
THE PLAYERS	T7	T62	T26	T30
Dell Technologies Match Play	T33	T17		
Bridgestone Invitational	T8	T21		
Cadillac Championship	T8	T39		
HSBC Champions			T21	
THE NORTHERN TRUST	T24	CUT	T13	
Dell Technologies Championship	T26	T53	T57	
BMW Championship	T10			
TOUR Championship	T10			

NATIONAL TEAMS: Palmer Cup (1), 1997.



Harold Varner III

EXEMPT STATUS: 90th in 2016-17 FedExCup points
FULL NAME: Harold William Varner III
HEIGHT: 5-9
WEIGHT: 170
BIRTHDATE: August 15, 1990
BIRTHPLACE: Akron, Ohio
RESIDENCE: Charlotte, North Carolina

EDUCATION: Eastern Carolina University (Marketing, 2012)
SPECIAL INTERESTS: NBA, East Carolina University athletics, NFL, family
TURNED PROFESSIONAL: 2012
JOINED TOUR: 2015-16
Web.com Tour Graduate (2015)

BEST PGA TOUR CAREER FINISH:

T5—2016 OHL Classic at Mayakoba.

INTERNATIONAL VICTORIES (1):

2016 Austrailian PGA Championship [Aus].

2016-17 SEASON:

Made the cut in 19 of 31 starts during his sophomore season on the PGA TOUR, with his lone top-10 finish coming at the Wyndham Championship (T10) and helping him play his way into the FedExCup Playoffs. Wrapped up the season No. 90 in the FedExCup standings…After a T20 at THE NORTHERN TRUST earned him a ticket into the Dell Technologies Championship, saw his season end at TPC Boston with a T47 finish…Entered the first FedExCup Playoffs tournament at No. 123 in the standings. Jumped 32 spots to No. 91 after T20 finish at THE NORTHERN TRUST, with 2-under 278 at Glen Oaks Club. One of three players (Bubba Watson, David Lingmerth) to advance to Dell Technologies Championship from outside top 100. Became fifth player in FedExCup history to advance from outside the Wyndham Championship and THE NORTHERN TRUST in the same year, joining Camilo Villegas (2015), William McGirt (2011), Padraig Harrington (2011) and Ernie Els (2011). Els (2011) is the only player to go on to to advance to the BMW Championship…Posted a final-round 1-under 69 to finish T10 at the Wyndham Championship, eight strokes behind champion Henrik Stenson. After entering the week outside of the top 125 (No. 138), moved to No. 123 to secure his second consecutive appearance in the FedExCup Playoffs. Recorded his first top-10 finish on TOUR since a T7 at the 2016 Quicken Loans National…Akron native returned to his hometown to finish T50 at WGC-Bridgestone Invitational in his World Golf Championships debut after winning the 2016 Australian PGA Championship to qualify for the Bridgestone Invitational…A year after finishing T2 at the Australian PGA Championship, opened and closed the 2016 event with 7-under 65s to claim a two-stroke win over Australia's Andrew Dodt and four clear of third-place finisher Adam Scott at 19-under 269. Beginning Sunday's final round, trailed Dodt by two strokes, before making nine birdies at RACV Royal Pines Resort en route to his second 7-under 65.

PERSONAL:

Looks up to his father, who bought him a set of clubs at age 2…If he were not playing golf, would want to be "the best NBA player in the world."…Huge Carolina Panthers fan…Avid reader and loves biographies…His headcover "Gerald" has his own Twitter account.

PLAYER STATISTICS

MISCELLANEOUS PGA TOUR STATISTICS

Career PGA TOUR Low Round/Round: 62–2016 OHL Classic at Mayakoba/2
Largest Career PGA TOUR Paycheck/Finish: $235,600–2016 OHL Classic at Mayakoba/T5
Career High FedExCup Rank: After 2017 Safeway Open/15
Career High Official World Rank: After 2017 Hero World Challenge/108

PGA TOUR CAREER SUMMARY — PLAYOFF RECORD: 0-0

Year	Events Played	Cuts Made	1st	2nd	3rd	Top 10	Top 25	FedExCup Pts/ Rank	Earnings/ Rank
2013	1								
2014	2	1							$13,199/
2016	28	18				4	7	819/75	1,327,320/81
2017	31	19				1	7	574/90	918,779/108
Total	62	38				5	14		2,259,298

WEB.COM TOUR

Year	Events Played	Cuts Made	1st	2nd	3rd	Top 10	Top 25	Earnings/Rank
2012	1							
2014	21	13		1		2	6	$119,596/30
2015	25	18		1		3	9	161,102/25
Total	47	31		2		5	15	329,335

*** Majors and World Golf Championships are considered official on multiple tours***

PGA TOUR TOP TOURNAMENT SUMMARY

Year	13	14	15	16	17
U.S. Open	CUT				
The Open Championship				T66	
PGA Championship				CUT	
THE PLAYERS				T57	T35
Bridgestone Invitational					T50
THE NORTHERN TRUST				T60	T20
Dell Technologies Championship				T33	T47

Jhonattan Vegas (Jonathan)

EXEMPT STATUS: 2016-17 tournament winner (through 2018-19)
FULL NAME: Jhonattan Luis Vegas
HEIGHT: 6-3
WEIGHT: 230
BIRTHDATE: August 19, 1984
BIRTHPLACE: Maturin, Venezuela
RESIDENCE: Houston, Texas

FAMILY: Wife, Hildegard; Sharlene Marie (3/3/16)
EDUCATION: University of Texas (2008, General Kinesiology)
SPECIAL INTERESTS: Movies, baseball, dancing, music, working out
TURNED PROFESSIONAL: 2008
JOINED TOUR: 2011
Web.com Tour Graduate (2010)

PGA TOUR VICTORIES (3):

2011 Bob Hope Classic. **2016** RBC Canadian Open. **2017** RBC Canadian Open.

WEB.COM TOUR VICTORIES (1):

2010 Preferred Health Systems Wichita Open.

INTERNATIONAL VICTORIES (1):

2010 Argentina Open.

2016-17 SEASON:

Banner year on the PGA TOUR included four top-10 finishes in 29 starts, highlighted by his third career TOUR title at the RBC Canadian Open. Advanced to the FedExCup Playoffs for a fourth time, where he competed in all four events. Ended his season ranked a career-best 23rd in the FedExCup standings. Became the first player from Venezuela to compete in the Presidents Cup…After qualifying to represent the International Team in his first Presidents Cup, posted a 1-4-0 record while playing in all five matches at Liberty National. Teamed with Adam Scott (twice), Emiliano Grillo and Hideki Matsuyama over the first three days before claiming his lone match victory in Sunday Singles with a 2-and-1 win over Jordan Spieth…After sharing a four-way tie for 36-hole lead, posted bogey-free, final-round 65 to finish T3 at 9-under 271 at THE NORTHERN TRUST to move from No. 29 to No. 10 in the FedExCup. Also passed Si Woo Kim in the Presidents Cup International Team standings to sit at No. 8, solidifying his inclusion on team. Improved his performance each year he's played THE NORTHERN TRUST (2011/70th, 2014/T66, 2016/T22, 2017/T3)…Defeated Charley Hoffman in a sudden-death playoff to successfully defended his RBC Canadian Open title, securing his third PGA TOUR victory in his 156th start at the age of 32 years, 11 months and 11 days. Began final round three strokes back of solo third-round leader Hoffman. On the first extra hole, the par-5 18th, hit his second shot from a fairway bunker to the greenside rough and nearly chipped in, leaving himself with a 1'4" birdie putt. Hoffman had laid up on his second shot and hit his third shot into a greenside bunker. When he failed to hole the bunker shot, the victory was secured. Became first repeat winner of the RBC Canadian Open since Jim Furyk (2006-07) and the fourth consecutive international winner of the event (Jason Day/2015; Tim Clark/2014). Playoff was his second win in extra holes (2011 CareerBuilder Challenge). 72-hole total score of 21-under par 267 at Glen Abbey was one stroke shy of the record at Glen Abbey (Tiger Woods/2000). Entered the week on the heels of five consecutive missed cuts. Tied Gary Woodland for total birdies made during the week, with 27. Despite a field total of 71 eagles, Vegas failed to record a single eagle in any of his rounds…After making The Honda Classic cut on the number at even-par 140, rebounded with weekend scores of 69-64 to finish T4. His 64 on Sunday was the lowest score of the final round and included his second career ace. The hole-in-one came at PGA National's 15th hole and was only the second one ever in tournament play at the first hole of the "Bear Trap." In round one, Scott Stallings made the first. Both Stallings and Vegas earned 2017 Honda C-RVs for the feat…In his sixth start at the OHL Classic at Mayakoba, posted scores of 69-67-65-69--270 (-14) to finish T10 with Adam Hadwin and Emiliano Grillo at El Camaleon GC in November.

PERSONAL:

Picked up the game by playing with a broomstick and a rock. Eventually began playing at a nine-hole course near his home built for oil-camp employees…Was a standout third baseman as a junior baseball player…His coach, Franci Betancourt, was a a three-time World Cup participant for Venezuela in 1966, 1968 and 1975…Knew very little English when he initially arrived in Houston.

PLAYER STATISTICS

MISCELLANEOUS PGA TOUR STATISTICS

Career PGA TOUR Low Round/Round: 60–2016 Barbasol Championship/2
Largest Career PGA TOUR Paycheck/Finish: $1,080,000–2017 RBC Canadian Open/1
Career High FedExCup Rank: After 2011 Farmers Insurance Open/1
Career High Official World Rank: After 2017 THE NORTHERN TRUST/35

PGA TOUR CAREER SUMMARY — PLAYOFF RECORD: 2-0

Year	Events Played	Cuts Made	1st	2nd	3rd	Top 10	Top 25	FedExCup Pts/ Rank	Earnings/ Rank
2003A	1								
2008	1	1							$19,828/
2010	1	1					1		26,483/
2011	25	18	1		1	3	5	1,149/54	1,854,414/46
2012	25	13				2	3	361/126	801,803/113
2013	3								
2014	23	16			1	2	3	528/115	751,763/122
2015	27	18					1	353/153	446,345/164
2016	27	21	1			5	12	362/29	2,478,980/36
2017	29	19	1		1	4	8	384/23	2,944,738/29
Total	162	107	3		3	16	33		9,324,354

WEB.COM TOUR

Year	Events Played	Cuts Made	1st	2nd	3rd	Top 10	Top 25	Earnings/Rank
2009	18	10				2	6	$95,584/63
2010	23	15	1	2	1	5	9	336,334/7
2013	4	2						9,344/214
2015	4	3					1	28,871/148
Total	49	30	1	2	1	7	16	470,133

*** Majors and World Golf Championships are considered official on multiple tours***

PGA TOUR TOP TOURNAMENT SUMMARY

Year	11	12	13	14	15	16	17
Masters	CUT						CUT
U.S. Open							CUT
The Open Championship							CUT
PGA Championship	T51					T22	CUT
THE PLAYERS	CUT	T7			T42	T57	CUT
Dell Technologies Match Play							T17
Bridgestone Invitational	T66						T17
Mexico Championship	T31						T38
HSBC Champions	10						T45
THE NORTHERN TRUST	70			T66		T22	T3
Dell Technologies Championship	T42					T33	T65
BMW Championship	T49					T24	T63
TOUR Championship						T24	30

NATIONAL TEAMS: World Cup (2), 2009, 2016; Summer Olympics (1), 2016; Presidents Cup (1), 2017; Eisenhower Trophy (1), 2002.



Camilo Villegas (kuh-ME-lo bee-JAY-gus)

EXEMPT STATUS: 96th in 2016-17 FedExCup points
FULL NAME: Camilo Villegas
HEIGHT: 5-9
WEIGHT: 160
BIRTHDATE: January 7, 1982
BIRTHPLACE: Medellin, Colombia
RESIDENCE: Jupiter, Florida

FAMILY: Wife, Maria
EDUCATION: University of Florida (2004, Business)
SPECIAL INTERESTS: Music, cycling, exercise, fashion
TURNED PROFESSIONAL: 2004
JOINED TOUR: 2006
Web.com Tour Graduate (2005)

PGA TOUR VICTORIES (4):

2008 BMW Championship, THE TOUR Championship presented by Coca-Cola. **2010** The Honda Classic. **2014** Wyndham Championship.

INTERNATIONAL VICTORIES (2):

2001 Colombian Open. **2007** Coca-Cola Tokai Classic [Jpn].

OTHER VICTORIES (1):

2008 CVS/Caremark Charity Classic [with Bubba Watson].

2016-17 SEASON:

Made the cut in 13 of 25 starts during the 2016-17 season, highlighted by a playoff loss at The RSM Classic. Finished the season with six top-25 finishes, his highest total in a season since 2010…Season ended with a missed cut at the Dell Technologies Championship, finishing No. 96 in the FedExCup standings…Playing on a sponsor exemption, overcame a 1-over 73 in round one of the Valero Texas Open with scores of 70-69-70 to finish at 6-under 282 and T10 with Branden Grace and Bud Cauley. The top-10 finish came on the heels of five straight missed cuts…Posted a 2-under 68 in the final round to get to 17-under 265 and earn a spot in a five-man playoff at The RSM Classic. Was eliminated on the third-extra hole (par-3 17th) with a bogey, with the extra session won by Mackenzie Hughes with a par. Fell to 1-2 in playoffs, having won the 2008 TOUR Championship and lost to Mark Wilson at the 2007 Honda Classic. The runner-up finish was his first top-10 finish since winning the 2014 Wyndham Championship.

PERSONAL:

In 2005, started using a low-to-the-ground crouching method to better read putts. Often compared to Spiderman for his unique style of reading putts…Is passionate about bike riding and has what he calls "obsessive cycling disorder."…Has tattoos on his wrist with inspirational sayings. On the right, "attitude" and on the left, "positive energy."…Was featured as one of People Magazine's hottest bachelors in 2006.

PLAYER STATISTICS

MISCELLANEOUS PGA TOUR STATISTICS

Career PGA TOUR Low Round/Round: 62–2010 Waste Management Phoenix Open/1
Largest Career PGA TOUR Paycheck/Finish: $1,260,000–2 times, most recent 2008 THE TOUR Championship presented by Coca–Cola/1
Career High FedExCup Rank: After 2010 Transitions Championship/2
Career High Official World Rank: After 2009 Transitions Championship/7

PGA TOUR CAREER SUMMARY — PLAYOFF RECORD: 1-2

Year	Events Played	Cuts Made	1st	2nd	3rd	Top 10	Top 25	FedExCup Pts/ Rank	Earnings/ Rank
2004	10	5				1	2		$237,984/
2005	2	1							16,300/
2006	29	18		2	1	4	7		1,742,112/38
2007	24	17		1	1	6	9	96,608/24	1,866,961/41
2008	22	19	2		2	7	10	124,550/2	4,422,641/7
2009	21	18			1	4	10	1,336/42	1,804,981/45
2010	20	18	1		1	7	9	623/20	3,035,523/16
2011	25	13			1	4	5	1,532/33	1,231,918/77
2012	25	15					4	267/148	491,729/144
2013	23	16				2	5	695/82	709,677/117
2014	29	20	1			1	4	1,342/48	1,642,124/62
2015	27	16					5	757/84	718,497/128
2016	27	15					2	313/152	450,056/158
2017	25	13		1		2	6	542/96	971,420/103
Total	309	204	4	4	7	38	78		19,341,921

WEB.COM TOUR

Year	Events Played	Cuts Made	1st	2nd	3rd	Top 10	Top 25	Earnings/Rank
2005	26	22		1	1	9	14	$233,218/13
2016	3	1						5,475/213
Total	29	23		1	1	9	14	238,693

*** Majors and World Golf Championships are considered official on multiple tours***

PGA TOUR TOP TOURNAMENT SUMMARY

Year	04	05	06	07	08	09	10	11	12	13	14	15	16
Masters				CUT	CUT	T13	T38	49				CUT	
U.S. Open	CUT		T59	T26	T9	T33	T70	CUT				74	
The Open Championship					T39	T13	T44	CUT		CUT			
PGA Championship			CUT	T23	T4	T51	T8	CUT				CUT	
THE PLAYERS			T3	CUT	T66	T14	CUT	CUT	CUT		CUT	CUT	70
Dell Technologies Match Play					T33	T9	3	T33					
Bridgestone Invitational						T36	T71					T25	
Mexico Championship					T26	T5	T16	T35					
HSBC Champions						T25	T51						
THE NORTHERN TRUST				T21	CUT	WD	T64	T6		T54	CUT	T30	
Dell Technologies Championship				T9	T3	T61	T61	T25		T35	T50	T33	
BMW Championship				T7	**1**	T8	T11	T6			T20		
TOUR Championship				T9	**1**		T9						

Year	17
THE NORTHERN TRUST	T34
Dell Technologies Championship	CUT

NATIONAL TEAMS: Presidents Cup (1), 2009; World Cup (2), 2006, 2011; Eisenhower Trophy (3), 1998, 2000, 2002.



Johnson Wagner

EXEMPT STATUS: 140th in 2016-17 FedExCup points
FULL NAME: Montford Johnson Wagner
HEIGHT: 6-3
WEIGHT: 230
BIRTHDATE: March 23, 1980
BIRTHPLACE: Amarillo, Texas
RESIDENCE: Charlotte, North Carolina

FAMILY: Wife, Katie; Graham Clifton (4/16/09), Marianne Joy (5/18/11)
EDUCATION: Virginia Tech
SPECIAL INTERESTS: Hunting, watching sports
TURNED PROFESSIONAL: 2002
JOINED TOUR: 2007
Web.com Tour Graduate (2006)

PGA TOUR VICTORIES (3):

2008 Shell Houston Open. **2011** Mayakoba Golf Classic at Riviera Maya-Cancun. **2012** Sony Open in Hawaii.

WEB.COM TOUR VICTORIES (2):

2006 Chitimacha Louisiana Open, Cox Classic.

2016-17 SEASON:

Despite four top-25s, including two top-10s, did not qualify for the FedExCup Playoffs. Ended the season at No. 140 in the FedExCup standings. Opted to compete in the Web.com Tour Finals. Made one cut, a T20 at the Web.com Tour Championship…Finished T24 in his ninth start at the Wyndham Championship. Week included an albatross and an eagle in round two, followed by a hole out with a lob wedge from 95 yards on the first hole of the third round. Became the eighth player since 1983 to record a par-4 eagle and albatross in the same event and first to do so since Tag Ridings in the 2005 CareerBuilder Challenge…Making his ninth start at the Quicken Loans National, opened with a 4-under 66 and closed with a 2-under 68 to finish T5, three strokes out of the Kyle Stanley-Charles Howell III playoff. Had achieved little success at the event, with six missed cuts, a T27 in 2008 and T57 in 2011. Marked just his first top-10 in 21 starts on the season. In the first event of the season, the Safeway Open, opened with 10 birdies and three bogeys, good for a 7-under 65 at Silverado Resort and Spa. Was only one shot off the lead heading into the final round. Finished T3 in the weather-delayed event with Paul Casey, Michael Kim and Scott Piercy.

PERSONAL:

Was the first player in the 105-year history of the Metropolitan Golf Association to hold the Ike (the MGA's premier stroke-play amateur), Met Amateur and Met Open titles at the same time—the Wagner Slam…Captained his high school hockey team as a junior and senior…Caddied for three summers at Hudson National in Westchester County, N.Y…Wife, Katie, is a former Virginia Tech soccer player. Father taught computer sciences at the U.S. Military Academy in West Point, N.Y. Grandfather M.T. Johnson was a former treasurer of the USGA.

PLAYER STATISTICS

MISCELLANEOUS PGA TOUR STATISTICS

Career PGA TOUR Low Round/Round: 62–2013 The Greenbrier Classic/1
Largest Career PGA TOUR Paycheck/Finish: $1,008,000–2008 Shell Houston Open/1
Career High FedExCup Rank: After 2012 Arnold Palmer Invitational presented by MasterCard/1
Career High Official World Rank: After 2012 Masters Tournament/60

PGA TOUR CAREER SUMMARY — PLAYOFF RECORD: 1-1

Year	Events Played	Cuts Made	1st	2nd	3rd	Top 10	Top 25	FedExCup Pts/ Rank	Earnings/ Rank
2004	1								
2007	33	15		1		2	7	86,079/130	$1,013,024/98
2008	26	15	1			1	2	100,643/60	1,431,001/73
2009	26	13				1	2	268/151	434,571/153
2010	28	15			1	2	5	197/172	753,802/126
2011	25	15	1			1	5	842/70	1,224,556/78
2012	27	17	1	1		4	6	1,386/36	2,225,007/35
2013	24	9		1		2	4	430/121	801,955/104
2014	24	11				1	2	323/150	393,729/158
2015	23	12		1		3	5	733/87	1,131,659/89
2016	26	17				3	6	808/78	1,083,787/97
2017	26	9			1	2	4	321/140	685,306/140
Total	289	148	3	4	2	22	48		11,178,398

WEB.COM TOUR

Year	Events Played	Cuts Made	1st	2nd	3rd	Top 10	Top 25	Earnings/Rank
2003	22	9					1	$27,737/120
2004	28	19		1		5	9	138,148/42
2005	27	15		1	1	3	7	138,353/36
2006	28	25	2			5	14	372,069/2
2014	4	3						10,570/205
2017	3	1					1	9,348/203
Total	112	72	2	2	1	13	32	696,225

*** Majors and World Golf Championships are considered official on multiple tours***

PGA TOUR TOP TOURNAMENT SUMMARY

Year	04	05	06	07	08	09	10	11	12	13	14	15	16
Masters					T36				CUT				
U.S. Open	CUT			CUT									
The Open Championship									CUT	T58			
PGA Championship					CUT			T51	CUT				
THE PLAYERS					T54	T60		CUT	T35	CUT	CUT		T64
Bridgestone Invitational					T71				T36				
Mexico Championship									T13				
HSBC Champions									75				
THE NORTHERN TRUST				T65	CUT			CUT	CUT	CUT		T45	T22
Deutsche Bank Championship					T15			T25	T51			T44	T63
BMW Championship					T52			63	T45				

Year	17
THE PLAYERS	CUT



Jimmy Walker

EXEMPT STATUS: Winner, 2016 PGA Championship (through 2020-21)
FULL NAME: Jimmy M. Walker
HEIGHT: 6-2
WEIGHT: 180
BIRTHDATE: January 16, 1979
BIRTHPLACE: Oklahoma City, Oklahoma
RESIDENCE: Boerne, Texas

FAMILY: Wife, Erin; Mclain James (6/16/10), Beckett Meier (2/21/13)
EDUCATION: Baylor University
SPECIAL INTERESTS: Fishing, car racing, astrophotography
TURNED PROFESSIONAL: 2001
Q SCHOOL: 2008
JOINED TOUR: 2005
Web.com Tour Graduate (2004, 2007)

PGA TOUR VICTORIES (6):

2013 Frys.com Open. **2014** Sony Open in Hawaii, AT&T Pebble Beach National Pro-Am. **2015** Sony Open in Hawaii, Valero Texas Open. **2016** PGA Championship.

WEB.COM TOUR VICTORIES (3):

2004 BellSouth Panama Championship, Chitimacha Louisiana Open. **2007** National Mining Association Pete Dye Classic.

2016-17 SEASON:

Collected seven top-25 finishes and advanced to the FedExCup Playoffs for an eighth time. In April, revealed he had Lyme's Disease, contributing to health issues which impacted his play…A missed cut at THE NORTHERN TRUST, the first of four events in the FedExCup Playoffs, resulted in an end to his season at No. 111 in the final standings…Defending PGA Championship winner bounced back from an opening-round 10-over 81 with a 2-under 69 during the second round at Quail Hollow Club, but missed the cut in his title defense. Was seeking to become just the 20th player to win the PGA Championship multiple times, with Rory McIlroy (2012, 2014) the last to perform the feat…Jumped out to a two-stroke lead after a first-round 8-under 65 at the SBS Tournament of Champions at Kapalua. Added rounds of 70-70-73 to finish T9, a distant eight strokes behind champion Justin Thomas…Finished T2 at the ISPS HANDA World Cup of Golf with Rickie Fowler at Kingston Heath Golf Club in Melbourne, Australia, in late-November.

PERSONAL:

Learned the game from his father, who was a scratch golfer…Met his wife, Erin, at a Web.com Tour event in 2004, where she was a tournament volunteer. Erin is competitive in equestrian competitions. Father-in-law, Mark Stiegemeier, was the 1975 world champion in freestyle skiing…Avid astrophotographer and his photos have been selected as NASA's astronomy photos of the day.

PLAYER STATISTICS

MISCELLANEOUS PGA TOUR STATISTICS
Career PGA TOUR Low Round/Round: 62–6 times, most recent 2015 Sony Open in Hawaii/3
Largest Career PGA TOUR Paycheck/Finish: $1,800,000–2016 PGA Championship/1
Career High FedExCup Rank: After 2015 Shell Houston Open/1
Career High Official World Rank: After 2015 Shell Houston Open/10

PGA TOUR CAREER SUMMARY — PLAYOFF RECORD: 0-1

Year	Events Played	Cuts Made	1st	2nd	3rd	Top 10	Top 25	FedExCup Pts/ Rank	Earnings/ Rank
2001	3	1							$13,164/
2002	1								
2003	1								
2004	1								
2005	9	3					2		155,850/207
2006	21	9					1		153,950/202
2008	24	13					3	703/192	282,249/185
2009	24	15				2	5	284/148	662,683/125
2010	27	13			1	2	6	642/84	937,987/103
2011	24	16				4	7	1,252/50	1,336,556/67
2012	28	23				6	9	1,033/62	1,638,419/48
2013	24	18		1	1	5	10	1,388/36	2,117,570/30
2014	27	23	3			10	19	1,668/7	5,787,016/4
2015	24	21	2	2		6	9	558/16	4,521,350/10
2016	25	18	1		1	5	12	652/14	4,148,546/10
2017	21	14				1	7	439/111	1,101,162/98
Total	284	187	6	3	3	41	90		22,856,503

WEB.COM TOUR

Year	Events Played	Cuts Made	1st	2nd	3rd	Top 10	Top 25	Earnings/Rank
2001	3	2						$2,728/233
2002	10	8				2	6	58,962/
2003	18	13		1	1	5	10	146,516/31
2004	25	20	2	2		7	12	371,346/1
2005	3	2					1	10,679/181
2006	3	1						3,550/232
2007	29	21	1			2	9	196,896/25
2008	5	2					1	10,343/181
2009	1							
Total	97	69	3	3	1	16	39	801,019

*** Majors and World Golf Championships are considered official on multiple tours***

PGA TOUR TOP TOURNAMENT SUMMARY

Year	01	02	03	04	05	06	07	08	09	10	11	12	13
U.S. Open	T52	CUT											
The Open Championship													CUT
PGA Championship										CUT		T21	CUT
THE PLAYERS										T26	CUT	T35	T15
THE NORTHERN TRUST										T52	T18	T38	T54
Dell Technologies Championship										CUT	T37	T51	CUT
BMW Championship											T22	64	T11

Year	14	15	16	17
Masters	T8	T38	T29	T18
U.S. Open	T9	T58	CUT	CUT
The Open Championship	T26	T30	CUT	T54
PGA Championship	T7	CUT	**1**	CUT
THE PLAYERS	T6	CUT	CUT	T56
Dell Technologies Match Play	T17	T52	T38	T39
Bridgestone Invitational	T26	T53	T16	T28
Mexico Championship	T25	T31	6	T25
HSBC Champions	T46	T35		T77
THE NORTHERN TRUST	CUT	T69	CUT	CUT
Dell Technologies Championship	T9	CUT	3	
BMW Championship	T20	T32	T13	
TOUR Championship	T17	T18	28	

NATIONAL TEAMS: Presidents Cup (1), 2015; Ryder Cup (2), 2014, 2016; World Cup (1), 2016.



Nick Watney

EXEMPT STATUS: 120th in 2016-17 FedExCup points
FULL NAME: Nicholas Alan Watney
HEIGHT: 6-2
WEIGHT: 180
BIRTHDATE: April 25, 1981
BIRTHPLACE: Sacramento, California
RESIDENCE: Las Vegas, Nevada

FAMILY: Wife, Amber; Harper (3/10/14), Hudson (7/9/15)
EDUCATION: Fresno State University (2003)
SPECIAL INTERESTS: All sports, music, video games
TURNED PROFESSIONAL: 2003
Q SCHOOL: 2005
JOINED TOUR: 2005
Web.com Tour Graduate (2004)

PGA TOUR VICTORIES (5):

2007 Zurich Classic of New Orleans. **2009** Buick Invitational. **2011** World Golf Championships-Cadillac Championship, AT&T National. **2012** The Barclays.

WEB.COM TOUR VICTORIES (1):

2004 Web.com Tour Championship.

INTERNATIONAL VICTORIES (2):

2003 Lewis Chitengwa Memorial Championship [Can]. **2012** CIMB Classic [Asia].

OTHER VICTORIES (1):

2005 Callaway Golf Pebble Beach Invitational.

2016-17 SEASON:

Claimed five top-25 finishes through the Wyndham Championship, with a top-five finish in New Orleans his best showing. For the 10th time, advanced to the FedExCup Playoffs…Following a missed cut at THE NORTHERN TRUST, the first of four FedExCup Playoffs events, ended his season at No. 120 in the final FedExCup standings…Teamed with Charley Hoffman to finish T5 at 19-under in Foursomes/Four-ball format at the Zurich Classic of New Orleans. With $140,225 check in New Orleans, surpassed the amount of money needed to meet the requirements of Major Medical Extension and remain exempt for the season. Was one of three former Zurich Classic winners to finish T5 (Jason Dufner/2012, Bubba Watson/2011). Combined with Hoffman to join winners Jonas Blixt/Cameron Smith as only teams with four sub-70 rounds, including 67-69 in the Foursomes format in rounds one and three.

PERSONAL:

Walked on to the golf team at Fresno State University, coached by his uncle Mike Watney…Is an avid fan of the San Francisco Giants, San Francisco 49ers and Sacramento Kings…His wife, Amber, is the niece of PGA TOUR veteran Omar Uresti.

PLAYER STATISTICS

MISCELLANEOUS PGA TOUR STATISTICS

Career PGA TOUR Low Round/Round: 62–2011 AT&T National/3
Largest Career PGA TOUR Paycheck/Finish: $1,440,000–2012 The Barclays/1
Career High FedExCup Rank: After 2012 The Barclays/1
Career High Official World Rank: After 2011 The Greenbrier Classic/9

PGA TOUR CAREER SUMMARY — PLAYOFF RECORD: 0-0

Year	Events Played	Cuts Made	1st	2nd	3rd	Top 10	Top 25	FedExCup Pts/ Rank	Earnings/ Rank
2003	8	2				1	1		$73,255/
2004	1								
2005	31	15				2	4		605,369/127
2006	29	19				6	11		1,243,816/75
2007	26	17	1			3	7	93,336/41	1,838,629/43
2008	27	21				1	5	95,498/109	878,173/121
2009	24	19	1	1		4	12	748/12	3,221,421/12
2010	24	22				8	15	880/12	2,536,714/27
2011	22	19	2	1		10	16	1,420/9	5,290,673/3
2012	26	23	1			5	12	2,215/4	3,044,224/22
2013	26	19		1		4	10	738/15	2,477,639/24
2014	25	17				2	5	584/105	911,898/106
2015	28	18		1		3	8	1,135/58	1,733,873/55
2016	5	3					1	99/202	189,880/193
2017	23	14				1	5	386/120	824,162/121
Total	325	228	5	4		50	112		24,871,226

WEB.COM TOUR

Year	Events Played	Cuts Made	1st	2nd	3rd	Top 10	Top 25	Earnings/Rank
2004	25	19	1	1		8	12	$301,988/5
Total	25	19	1	1		8	12	301,988

*** Majors and World Golf Championships are considered official on multiple tours***

PGA TOUR TOP TOURNAMENT SUMMARY

Year	03	04	05	06	07	08	09	10	11	12	13	14	15
Masters						T11	19	7	46	T32	T13	T44	
U.S. Open					CUT	T60	CUT	76	CUT	T21	CUT	CUT	
The Open Championship					T35		T27	T7	CUT	T23	CUT	CUT	
PGA Championship					CUT		CUT	T18	T12	CUT	CUT	T33	T30
THE PLAYERS					CUT	T63	CUT	T17	T4	T56	CUT	CUT	CUT
Dell Technologies Match Play								T9	T9	T9	T17	T33	
Bridgestone Invitational					T61		T36	T16	T23	T19	T44		
Mexico Championship							2	T26	**1**	T17	T49	WD	
HSBC Champions							5	T21	T33	T16		T31	
THE NORTHERN TRUST					T25	T62	T6	T36	T10	**1**	T9	CUT	CUT
Dell Technologies Championship					CUT	CUT	T46	T33	T61	T20	T35		T44
BMW Championship					T59		T30	T15	T22	T45	2		T19
TOUR Championship							T13	T4	T26	28	T14		

Year	16	17
THE NORTHERN TRUST		CUT

NATIONAL TEAMS: Presidents Cup (1), 2011; World Cup (1), 2009; Palmer Cup (1), 2002.



Bubba Watson

EXEMPT STATUS: Winner, 2014 Masters (through 2020-21)
FULL NAME: Bubba Watson
HEIGHT: 6-3
WEIGHT: 180
BIRTHDATE: November 5, 1978
BIRTHPLACE: Bagdad, Florida
RESIDENCE: Orlando, Florida
FAMILY: Wife, Angie; Caleb, Dakota Hope

EDUCATION: Faulkner State Community College; University of Georgia (2008, Consumer Economics)
SPECIAL INTERESTS: Video games, collecting Nike shoes, wake surfing, water sports, fitness
TURNED PROFESSIONAL: 2002
JOINED TOUR: 2006
Web.com Tour Graduate (2005)

PGA TOUR VICTORIES (9):

2010 Travelers Championship. **2011** Farmers Insurance Open, Zurich Classic of New Orleans. **2012** Masters Tournament. **2014** Northern Trust Open, Masters Tournament. **2015** World Golf Championships-HSBC Champions, Travelers Championship. **2016** Northern Trust Open.

OTHER VICTORIES (2):

2008 CVS/Caremark Charity Classic [with Camilo Villegas]; **2015** Hero World Challenge.

2016-17 SEASON:

Finished the 2016-17 season with 14 made cuts in 22 starts, highlighted by a T5 finish (with teammate J.B. Holmes) at the Zurich Classic of New Orleans. Wrapped up the season No. 75 in the standings, his worst in the 11-year history of the FedExCup…After playing his way into the Dell Technologies Championship, finished his season with a T69 at TPC Boston…Entered first FedExCup Playoffs tournament at No. 113 in the standings and jumped 41 spots to No. 72 after T10 finish at THE NORTHERN TRUST, with 4-under 276 at Glen Oaks Club. One of three players (Harold Varner III, David Lingmerth) to advance to Dell Technologies Championship from outside top 100…T6 finish at the Memorial Tournament in June marked his first top-10 in an individual stroke play event this season, the deepest he has gone into a season to earn first top-10 since beginning TOUR career in 2006…Teamed with J.B. Holmes to finish T5 at 19-under in new Foursomes/Four-ball format at the Zurich Classic of New Orleans. Was one of three former Zurich Classic winners to finish T5 (Jason Dufner/2012, Nick Watney/2007)…Advanced out of Group Play at World Golf Championships-Dell Technologies Match Play before losing to Ross Fisher (4 and 3) in the round of 16 to finish T9…Finished T6 in his attempt to join Tiger Woods (2006-07) as the only players to win the Hero World Challenge in back-to-back seasons.

PERSONAL:

He and his wife, Angie, adopted their son (Caleb) on March 26, 2012 and adopted their daughter (Dakota) in December 2014…Wife is 6-foot-4 and a former University of Georgia, WNBA and European professional basketball player…Formed the Bubba Watson Foundation in January 2014. The foundation's mission is to enhance the everyday lives of people in need and placing a particular emphasis on helping and inspiring children, young adults and those associated with the U.S. military…Also created Bubba's Bash, an annual charity concert comprised of artists of varying genres and guest speakers who share a love of God…Returned to the University of Georgia to complete his degree without telling family or friends. Wanted to encourage kids to get an education and pursue their dreams…Dedicated his 2010 Travelers Championship win to his wife and father, Gerry, who was battling lung cancer and later passed away in October 2010. Father was a lieutenant in the Green Berets' Special Forces during the Vietnam War and was honored prior to the clinic for his military service with a plaque presented to him by Gen. Steven Duff, commander of U.S. Army Special Forces Command (Airborne) at Fort Bragg, N.C. "It's special. With my dad's situation, it's brought to my heart that the military is much more important than what we do for a living. So I needed to do something for the Green Berets and bring light to the Pensacola area."…Self-taught player who learned the game by hitting Wiffle balls around his house…Attended the same high school—Milton (Fla.) High School—as PGA TOUR players Heath Slocum and Boo Weekley…In 2015, became a part owner of the Pensacola Blue Wahoos, a minor-league baseball team (Cincinnati Reds Double-A team) with Quint Studer and Rishy Studer…In the summer of 2016, pledged to donate at least $250,000 to relief and recovery efforts of the worst flooding in the West Virginia area in more than 100 years (Watson and his family spend 4-5 months a year at their summer home in the area)…That same year, donated $100,000 to assist with Louisiana flood recovery efforts. His caddie, Ted Scott, is from the area…In July 2016, opened a candy store called "Bubba's Sweet Shop" in Pensacola, Fla., selling fudge, ice cream and candy, where his mom, Molly, sometimes works behind the counter.

PLAYER STATISTICS

MISCELLANEOUS PGA TOUR STATISTICS

Career PGA TOUR Low Round/Round: 62–4 times, most recent 2015 Travelers Championship/1
Largest Career PGA TOUR Paycheck/Finish: $1,620,000–2014 Masters Tournament/1
Career High FedExCup Rank: After 2011 HP Byron Nelson Championship/1
Career High Official World Rank: After 2015 Valspar Championship/2

PGA TOUR CAREER SUMMARY — PLAYOFF RECORD: 5-1

Year	Events Played	Cuts Made	1st	2nd	3rd	Top 10	Top 25	FedExCup Pts/ Rank	Earnings/ Rank
2002	1								
2004	1								
2006	27	15			1	3	6		$1,019,264/90
2007	26	14		1		5	9	93,634/37	1,654,807/55
2008	29	19		1		3	7	105,003/30	1,533,523/58
2009	24	13		1		2	9	1,140/53	1,430,244/60
2010	22	16	1	2	1	4	8	600/22	3,198,998/15
2011	22	19	2			3	8	578/26	3,477,811/16
2012	19	16	1	2		7	16	1,005/13	4,644,997/5
2013	21	18				3	10	1,365/37	1,759,276/44
2014	21	18	2	3	1	8	11	2,285/5	6,336,728/2
2015	19	17	2	3	2	10	14	1,680/5	6,876,797/3
2016	19	18	1	1		4	9	478/21	3,492,842/18
2017	22	14				4	6	658/75	1,223,129/91
Total	273	197	9	14	5	56	113		36,648,664

WEB.COM TOUR

Year	Events Played	Cuts Made	1st	2nd	3rd	Top 10	Top 25	Earnings/Rank
2001	1	1						$1,513/269
2003	21	13				2	7	79,854/63
2004	17	14		2		3	8	142,904/37
2005	24	19		1	1	5	9	202,437/21
Total	63	47		3	1	10	24	426,708

*** Majors and World Golf Championships are considered official on multiple tours***

PGA TOUR TOP TOURNAMENT SUMMARY

Year	04	05	06	07	08	09	10	11	12	13	14	15	16
Masters					T20	42		T38	**1**	T50	**1**	T38	T37
U.S. Open	CUT			T5	CUT	T18		T63	CUT	T32	CUT	CUT	T51
The Open Championship						CUT	CUT	T30	T23	T32	CUT	CUT	T39
PGA Championship				CUT	70	CUT	2	T26	T11	CUT	T64	T21	T60
THE PLAYERS				CUT	CUT	T37	CUT	T45		T37	T48	T42	T43
Dell Technologies Match Play								4	T17	T9	T9	T17	T28
Bridgestone Invitational							T22	T21	T19	T27	T37	2	T14
Mexico Championship						72			2	T18	T2	3	2
HSBC Champions									33		T8	**1**	T35
THE NORTHERN TRUST				CUT	T12	CUT	T31	CUT	T10	T13	T30	3	T13
Dell Technologies Championship				CUT	T44	T32	T37	T16	CUT	T67	T29	T29	CUT
BMW Championship				T18	T28	T15	T50	T53	T12	T24	2	T10	T20
TOUR Championship					30		T17	T23	T5		14	T5	T10

Year	17
Masters	CUT
U.S. Open	CUT
The Open Championship	T27
PGA Championship	CUT
THE PLAYERS	CUT
Dell Technologies Match Play	T9
Bridgestone Invitational	T17
Mexico Championship	T38
HSBC Champions	T54
THE NORTHERN TRUST	T10
Dell Technologies Championship	T69

NATIONAL TEAMS: Presidents Cup (2), 2011, 2015; Ryder Cup (3), 2010, 2012, 2014; Summer Olympics (1), 2016.

Boo Weekley

EXEMPT STATUS: Past Champion
FULL NAME: Thomas Brent Weekley
HEIGHT: 6-0
WEIGHT: 210
BIRTHDATE: July 23, 1973
BIRTHPLACE: Milton, Florida
RESIDENCE: Jay, Florida

FAMILY: Thomas Parker (8/14/01), Aiden O'Neal (6/23/08)
EDUCATION: Abraham Baldwin Agricultural College
SPECIAL INTERESTS: Hunting, fishing
TURNED PROFESSIONAL: 1997
Q SCHOOL: 2001
JOINED TOUR: 2002
Web.com Tour Graduate (2006)

PGA TOUR VICTORIES (3):

2007 Verizon Heritage. **2008** Verizon Heritage. **2013** Crowne Plaza Invitational at Colonial.

OTHER VICTORIES (1):

2009 ADT Skills Challenge [with Brandt Snedeker].

2016-17 SEASON:

Made 11 cuts in 27 starts on the PGA TOUR in the 2016-17 season, highlighted by a T5 showing at the Travelers Championship. Failed to advance to the FedExCup Playoffs for just the second time and will compete out of the Past Champion category in the 2017-18 season…Played in the final pairing with Jordan Spieth in the Travelers Championship, beginning the final round one shot off Spieth's lead. Posted a 5-under 65 in the third round to move into contention. Posted a 2-over 72 to finish T5. Through 72 holes, was 9-under on the back nine, compared to even-par on the front.

PERSONAL:

Played high school golf with PGA TOUR member Heath Slocum. TOUR member Bubba Watson later attended and played golf at Milton High School, and nearby resident Joe Durant is a close friend. Slocum's dad, Jack, served as his caddie during finals of the PGA TOUR Qualifying Tournament…Nicknamed after cartoon hero Yogi Bear's sidekick, "Boo Boo" Bear…Studied turfgrass science in college and later worked as a laborer at the Monsanto chemical plant in Pensacola, Fla.

PLAYER STATISTICS

MISCELLANEOUS PGA TOUR STATISTICS

Career PGA TOUR Low Round/Round: 62–2 times, most recent 2016 AT&T Byron Nelson/2
Largest Career PGA TOUR Paycheck/Finish: $1,152,000–2013 Crowne Plaza Invitational at Colonial/1
Career High FedExCup Rank: After 2013 the Memorial Tournament presented by Nationwide Insurance/6
Career High Official World Rank: After 2008 EDS Byron Nelson Championship/23

PGA TOUR CAREER SUMMARY — PLAYOFF RECORD: 0-1

Year	Events Played	Cuts Made	1st	2nd	3rd	Top 10	Top 25	FedExCup Pts/ Rank	Earnings/ Rank
2002	24	5					2		$95,206/200
2007	29	20	1	1	1	5	9	96,399/25	2,613,211/23
2008	24	19	1			5	11	102,513/33	2,398,751/25
2009	22	19				1	8	802/73	1,107,448/85
2010	27	16				3	7	526/98	872,729/111
2011	23	11					1	223/157	279,531/180
2012	25	13			1	3	5	365/123	848,347/108
2013	27	23	1	1		4	6	455/29	2,786,662/22
2014	24	16				1	3	536/111	832,673/112
2015	24	16		1	1	6	7	830/76	1,689,914/57
2016	26	15				2	6	532/114	991,660/107
2017	27	11				1	1	173/169	416,929/162
Total	302	184	3	3	3	31	66		14,933,060

WEB.COM TOUR

Year	Events Played	Cuts Made	1st	2nd	3rd	Top 10	Top 25	Earnings/Rank
2002	2	1					1	$6,750/
2003	23	14				2	6	74,149/67
2004	20	13				1	4	49,690/91
2005	22	13				1	5	50,846/91
2006	24	19		2	2	9	14	312,843/7
2011	1	1						3,000/240
Total	92	61		2	2	13	30	497,278

*** Majors and World Golf Championships are considered official on multiple tours***

PGA TOUR TOP TOURNAMENT SUMMARY

Year	07	08	09	10	11	12	13	14	15	16	17
Masters		T20	CUT					CUT			
U.S. Open	T26	T26	CUT				CUT	66			
The Open Championship	T35	CUT	T13				T58	CUT			
PGA Championship	T9	T20	T36	CUT			T12	WD	T37		
THE PLAYERS	T44	T21	WD	T56	CUT		T48	CUT	CUT	T16	T48
Dell Technologies Match Play		T9	T17					T33			
Bridgestone Invitational	T30	T66	T58	T46			T33				
Mexico Championship		T30	T61					T54			
HSBC Champions								T11			
THE NORTHERN TRUST	T35	CUT	T41	CUT		CUT	T58	T61	CUT	CUT	
Dell Technologies Championship	T41	T27	T54	CUT			T35		T56		
BMW Championship	T57	T28					T54				
TOUR Championship	T21						30				

NATIONAL TEAMS: Ryder Cup (1), 2008; World Cup (1), 2007.



Richy Werenski

EXEMPT STATUS: 106th in 2016-17 FedExCup points
FULL NAME: Richard R. Werenski
HEIGHT: 6-0
WEIGHT: 165
BIRTHDATE: December 22, 1991
BIRTHPLACE: Springfield, Massachusetts
RESIDENCE: Jupiter, Florida
FAMILY: Single

EDUCATION: Georgia Tech (2014, Business Management)
SPECIAL INTERESTS: Hunting, fishing, dirt biking
TURNED PROFESSIONAL: 2014
JOINED TOUR: 2016-17
Web.com Tour Graduate (2016)

BEST PGA TOUR CAREER FINISH:

T2—2017 Barracuda Championship.

WEB.COM TOUR VICTORIES (1):

2016 BMW Charity Pro-Am Presented by SYNNEX Corporation.

2016-17 SEASON:

PGA TOUR rookie advanced to the FedExCup Playoffs on the strength of three top-10 finishes. Of them, posted a season-best T2 at the Barracuda Championship, where he lost in sudden death…A T49 showing at THE NORTHERN TRUST, the first of four FedExCup Playoffs events, resulted in a season-ending standing of 106…Finished T10 at the Wyndham Championship (eight strokes behind Henrik Stenson) for his second consecutive top-10 finish on the PGA TOUR. Sat No. 160 in the FedExCup standings following a missed cut at The Greenbrier Classic on July 9, but moved all the way to No. 108 with four top-25 finishes in last five starts: T25-John Deere Classic, T18-Barbasol Championship, T42-RBC Canadian Open, P2-Barracuda Championship, T10-Wyndham Championship…Played the final five holes birdie-eagle-par-birdie-birdie (good for 11 points) to move to a 72-hole total of 44 points, earning a spot in a playoff with eventual-champion Chris Stroud and Greg Owen. Along with Stroud, birdied the first extra hole (No. 18), but was unable to match Stroud's birdie on the same hole the second time around. The runner-up finish marked his career-best showing on the PGA TOUR. With a total of 26 points through two rounds, entered the weekend with a two-point lead, his first-ever lead on the PGA TOUR…Finished inside the top 10, T9, at the CareerBuilder Challenge with Martin Laird and Sean O'Hair at 14-under 274. Marked second straight week the PGA TOUR rookie posted four sub-par scores.

PERSONAL:

Grew up next door to The Orchards GC in South Hadley, Mass…Attended Heritage Academy in Hilton Head Island, S.C…Comes from a family of avid golfers. Father, Michael, was formerly a PGA club professional. Brother, Mickey, played on the Texas A&M golf team…Earliest golf memory is going to Orlando, Fla., for the "Drive, Chip & Putt" national finals at ages 10 and 12…If not a golfer, would be an investment banker…Played soccer and basketball growing up…Keeps an Augusta National pencil in his golf bag…Supports The First Tee…Won the Golf Channel's "Big Break The Palm Beaches," which aired early in 2015.

PLAYER STATISTICS

MISCELLANEOUS PGA TOUR STATISTICS
Career PGA TOUR Low Round/Round: 64–2017 Wyndham Championship/3
Largest Career PGA TOUR Paycheck/Finish: $290,400–2017 Barracuda Championship/T2
Career High FedExCup Rank: After 2017 Safeway Open/35
Career High Official World Rank: After 2017 Through Week Ending: 09/11/2017/181

PGA TOUR CAREER SUMMARY — PLAYOFF RECORD: 0-1

Year	Events Played	Cuts Made	1st	2nd	3rd	Top 10	Top 25	FedExCup Pts/ Rank	Earnings/ Rank
2015	1	1							$6,825/
2017	26	16		1		3	6	455/106	890,262/111
Total	27	17		1		3	6		897,087

WEB.COM TOUR

Year	Events Played	Cuts Made	1st	2nd	3rd	Top 10	Top 25	Earnings/Rank
2015	20	14					4	$62,086/79
2016	22	10	1	3		4	7	351,770/2
Total	42	24	1	3		4	11	416,906

*** Majors and World Golf Championships are considered official on multiple tours***

PGA TOUR TOP TOURNAMENT SUMMARY

Year	17
THE NORTHERN TRUST	T49



Steve Wheatcroft

EXEMPT STATUS: 43rd on 2017 Web.com Tour priority list
FULL NAME: Steven John Wheatcroft
HEIGHT: 6-3
WEIGHT: 225
BIRTHDATE: February 21, 1978
BIRTHPLACE: Indiana, Pennsylvania
RESIDENCE: Jacksonville, Florida
FAMILY: Wife, Sara; Chase (8/14/14)

EDUCATION: Indiana University (2001, Sports Marketing and Management)
SPECIAL INTERESTS: Movies, music, cooking
TURNED PROFESSIONAL: 2001
Q SCHOOL: 2006
JOINED TOUR: 2007
Web.com Tour Graduate (2009, 2011, 2014, 2017)

BEST PGA TOUR CAREER FINISH:

T2–2015 Humana Challenge in partnership with the Clinton Foundation.

WEB.COM TOUR VICTORIES (2):

2011 Melwood Prince George's County Open. **2014** Albertsons Boise Open.

2016-17 SEASON:

Made 17 starts on the PGA TOUR where he posted two top-25s, including a top-10. Finished the Web.com Tour season with six starts, three top-25s and six cuts made. Was 43rd in the final priority-ranking order. Secured his PGA TOUR card for the 2017-18 season with a 21st-place finish on the 2017 Web.com Tour Finals money list (excluding the 25)…Earned his lone top-10 of the PGA TOUR season with a T10 in the FedEx St. Jude Classic.

PERSONAL:

Grew up in Indiana, Pa., then walked on to the golf team at Indiana University in Bloomington, Ind…Got his start in golf from his grandparents.

PLAYER STATISTICS

MISCELLANEOUS PGA TOUR STATISTICS

Career PGA TOUR Low Round/Round: 64–2 times, most recent 2016 RBC Canadian Open/3
Largest Career PGA TOUR Paycheck/Finish: $342,000–2015 Humana Challenge in partnership with the Clinton Foundation/T2
Career High FedExCup Rank: After 2015 Humana Challenge in partnership with the Clinton Foundation/46
Career High Official World Rank: After 2010 World Golf Championships-CA Championship/234

PGA TOUR CAREER SUMMARY — PLAYOFF RECORD: 0-0

Year	Events Played	Cuts Made	1st	2nd	3rd	Top 10	Top 25	FedExCup Pts/ Rank	Earnings/ Rank
2001	1								
2005	2								
2007	25	10					1	429/201	$153,246/206
2009	1	1							14,907/
2010	27	10			1	1	3	213/166	408,595/166
2012	22	7					1	92/197	135,196/199
2013	1	1					1		59,520/
2015	28	17		1		2	5	536/114	973,024/105
2016	26	16				2	3	400/137	601,164/140
2017	17	9				1	2	138/179	309,518/178
Total	150	71		1	1	6	16		2,655,168

WEB.COM TOUR

Year	Events Played	Cuts Made	1st	2nd	3rd	Top 10	Top 25	Earnings/Rank
2006	21	12				1	4	$62,542/85
2007	4							
2008	10	8				1	4	57,329/99
2009	26	16			2	6	8	213,165/20
2010	4	2			1	1	1	38,280/112
2011	23	15	1			4	8	225,054/20
2012	5	4		1		1	2	58,926/96
2013	21	14				2	6	85,394/60
2014	22	11	1			1	5	183,411/19
2016	3	2					1	15,650/171
2017	6	6					3	6,891/183
Total	145	90	2	1	3	17	42	1,024,900

*** Majors and World Golf Championships are considered official on multiple tours***

PGA TOUR TOP TOURNAMENT SUMMARY

Year	10	11	12	13	14	15	16
U.S. Open	T63						
THE PLAYERS							71
THE NORTHERN TRUST						CUT	



Lee Williams

EXEMPT STATUS: Top Finishers from the Web.com Tour Medical
FULL NAME: Devereaux Lee Williams, Jr.
HEIGHT: 5-9
WEIGHT: 155
BIRTHDATE: December 27, 1981
BIRTHPLACE: Alexander City, Alabama
RESIDENCE: Alexander City, Alabama

FAMILY: Wife, Emily
EDUCATION: Auburn University (2005, Economics)
SPECIAL INTERESTS: Family, movies, reading
TURNED PROFESSIONAL: 2005
JOINED TOUR: 2013
Web.com Tour Graduate (2012, 2013)

BEST PGA TOUR CAREER FINISH:
T33—2013 John Deere Classic.

WEB.COM TOUR VICTORIES (1):
2012 Mexico Open Presented by Banamex.

2016-17 SEASON:
Did not make a start on the PGA TOUR for the third consecutive year due to injury. Will have six events during the 2017-18 PGA TOUR Season as part of the top finishers from Web.com Tour Medical to earn 364 FedExCup points or $646,270. Should he do so, he'll retain eligibility through the end of the season.

PERSONAL:
Got his start in golf when his dad cut down one of his clubs for him to use…Always marks his ball with a quarter, heads up…Favorite teams include the Auburn Tigers and the Dallas Cowboys…Favorite motto is "It doesn't matter where you've been but where you're going."

PLAYER STATISTICS

MISCELLANEOUS PGA TOUR STATISTICS
Career PGA TOUR Low Round/Round: 65–2 times, most recent 2013 John Deere Classic/4
Largest Career PGA TOUR Paycheck/Finish: $29,459–2006 U.S. Open Championship/T40
Career High FedExCup Rank: After 2014 Frys.com Open/48
Career High Official World Rank: After 2012 RBC Canadian Open/331

PGA TOUR CAREER SUMMARY — PLAYOFF RECORD: 0-0

Year	Events Played	Cuts Made	1st	2nd	3rd	Top 10	Top 25	FedExCup Pts/ Rank	Earnings/ Rank
2005A	1								
2006	1	1							$29,459/
2007	2	1							11,152/
2013	22	9						134/182	133,755/196
2014	13	5						74/204	66,075/215
Total	39	16							240,441

WEB.COM TOUR

Year	Events Played	Cuts Made	1st	2nd	3rd	Top 10	Top 25	Earnings/Rank
2006	1							
2007	17	11				2	4	$57,019/96
2008	5							
2011	1	1						2,226/256
2012	25	19	1			4	8	223,468/16
2013	5	2				1	2	35,933/127
2014	1							
Total	55	33	1			7	14	318,647

*** Majors and World Golf Championships are considered official on multiple tours***

PGA TOUR TOP TOURNAMENT SUMMARY

Year	05	06	07
U.S. Open	CUT	T40	CUT

NATIONAL TEAMS: Walker Cup (2), 2003, 2005; World Amateur Team (1), 2003.

Mark Wilson

EXEMPT STATUS: Past Champion
FULL NAME: Mark Joseph Wilson
HEIGHT: 5-8
WEIGHT: 145
BIRTHDATE: October 31, 1974
BIRTHPLACE: Menomonee Falls, Wisconsin
RESIDENCE: Elmhurst, Illinois
FAMILY: Wife, Amy; Lane, Cole, Graham

EDUCATION: University of North Carolina (1997, Mathematics)
SPECIAL INTERESTS: Being home, hanging with his sons, projects around the house
TURNED PROFESSIONAL: 1997
Q SCHOOL: 2002, 2004, 2006
JOINED TOUR: 2003
Web.com Tour Alumnus

PGA TOUR VICTORIES (5):

2007 The Honda Classic. **2009** Mayakoba Golf Classic at Riviera Maya-Cancun. **2011** Sony Open in Hawaii, Waste Management Phoenix Open. **2012** Humana Challenge in partnership with the Clinton Foundation.

2016-17 SEASON:

After making just four of 15 cuts in the 2016-17 PGA TOUR Season, failed to advance to the FedExCup Playoffs for the fourth time and will compete on TOUR in the 2017-18 season out of the Past Champion category.

PERSONAL:

Has two career holes-in-one in competitive rounds, both while playing with TOUR player Doug LaBelle II…Wife Amy is the former president of the PGA TOUR Wives Association, and the two are heavily involved in the Blessings in a Backpack charitable organization, with a mission of sending needy school children home every weekend with nonperishable food they can eat on Saturday and Sunday. The 2015 Mark Wilson Charity Classic, held at Royal Melbourne Country Club outside Chicago, raised $170,000, enough to feed the nearly 600 eligible kids in the two schools the Wilsons sponsor for four years. In addition to PGA TOUR members, celebrities included former Chicago Bears All-Pro linebacker Brian Urlacher and Northwestern University basketball coach Chris Collins…The Wilsons are also involved with the MACC Fund (Midwest Athletes Against Childhood Cancer), the Amy and Mark Wilson Delta Gamma Lectureship in Values and Ethics at Indiana University, the Western Golf Association Evans Scholars Foundation and The First Tee of Chicago.

PLAYER STATISTICS

MISCELLANEOUS PGA TOUR STATISTICS
Career PGA TOUR Low Round/Round: 62–2012 Humana Challenge in partnership with the Clinton Foundation/2
Largest Career PGA TOUR Paycheck/Finish: $1,098,000–2011 Waste Management Phoenix Open/1
Career High FedExCup Rank: After 2011 The Heritage/1
Career High Official World Rank: After 2012 The Honda Classic/24

PGA TOUR CAREER SUMMARY — PLAYOFF RECORD: 2-0

Year	Events Played	Cuts Made	1st	2nd	3rd	Top 10	Top 25	FedExCup Pts/ Rank	Earnings/ Rank
1998	2								
1999	1	1							$12,765/270
2000	1	1							8,500/
2001	2	2							13,727/
2002	1								
2003	30	11				1	3		482,502/128
2004	19	12				1	2		300,317/167
2005	25	12			1	3	3		573,218/133
2006	24	16				1	4		444,318/156
2007	25	18	1			3	6	93,313/42	1,637,112/56
2008	29	25		1		5	12	101,331/45	1,578,337/55
2009	28	21	1		1	3	9	1,438/32	1,838,414/44
2010	28	16				2	7	343/131	789,681/123
2011	26	19	2			4	9	620/22	3,158,477/19
2012	25	16	1		1	3	6	1,049/59	2,144,780/37
2013	19	9			1	3	6	476/111	913,730/91
2014	25	9					1	142/183	155,313/192
2015	28	17				3	7	681/95	851,845/116
2016	21	12					4	225/176	306,866/175
2017	15	4						54/210	100,286/213
Total	374	221	5	1	4	32	79		15,310,189

WEB.COM TOUR

Year	Events Played	Cuts Made	1st	2nd	3rd	Top 10	Top 25	Earnings/Rank
2000	1							
2001	3	2						$2,624/237
2002	23	11				1	1	31,312/
2004	6	2				2	2	26,108/129
2006	1	1						5,550/215
2016	3	2						5,595/211
Total	37	18				3	3	71,190

*** Majors and World Golf Championships are considered official on multiple tours***

PGA TOUR TOP TOURNAMENT SUMMARY

Year	98	99	00	01	02	03	04	05	06	07	08	09	10
U.S. Open	CUT												
PGA Championship										CUT		CUT	
THE PLAYERS										CUT	T42	T55	CUT
Bridgestone Invitational										T36			
Mexico Championship										25			
THE NORTHERN TRUST										CUT	T24	T58	
Dell Technologies Championship										T30	T40	T27	
BMW Championship										T25	T64	T10	

Year	11	12	13	14	15	16
Masters	CUT	CUT				
U.S. Open	CUT	CUT		CUT		
The Open Championship	T63	CUT				
PGA Championship	T26	CUT				
THE PLAYERS	CUT	CUT	CUT	CUT		CUT
Dell Technologies Match Play	T17	3				
Bridgestone Invitational	T17	T45				
Mexico Championship	T49	T45				
HSBC Champions	T56	T46				
THE NORTHERN TRUST	T24	CUT	CUT		T24	
Dell Technologies Championship	T56	T66			T69	
BMW Championship	T22	T62				
TOUR Championship	T26					



Aaron Wise

EXEMPT STATUS: 36th on 2017 Web.com Tour priority list
FULL NAME: Aaron Kyle Wise
HEIGHT: 6-1
WEIGHT: 175
BIRTHDATE: June 21, 1996
BIRTHPLACE: Cape Town, South Africa
RESIDENCE: Lake Elsinore, California

FAMILY: Single
EDUCATION: University of Oregon (Pre-Law)
JOINED TOUR: 2018
Web.com Tour Graduate (2017)

BEST PGA TOUR CAREER FINISH:
T10—-2017 Shriners Hospitals for Children Open.

WEB.COM TOUR VICTORIES (1):
2007 Air Capital Classic Supporting Wichita's Youth.

PGA TOUR CANADA VICTORIES: (1):
2016 Syncrude Oil Country Championship presented by AECON.

2016-17 SEASON:
Finished the Web.com Tour season with 16 starts, one win and 11 cuts made. Was 36th in the final priority-ranking order. Secured his PGA TOUR card for the 2017-18 season with a 18th-place finish on the 2017 Web.com Tour Regular Season money list. Made six starts on the PGA TOUR…Took sole possession of the 36-hole lead by three shots at the WinCo Foods Portland Open with opening rounds of 64-65. Fell to T7 with a third-round 75 before finishing T16…Secured his PGA TOUR card with his maiden Web.com Tour title at the Air Capital Classic. Opened with rounds of 62-62--124 (16-under) to set the Tour's all-time scoring mark for 36 holes before posting a third-round 67 to stretch his lead to six strokes. Closed with a final-round 68 for a five-shot victory…Was in contention for the second time in three events at the Chitimacha Louisiana Open. Posted a final-round 64 and birdied three of the final four holes for a solo-third…In his Web.com Tour debut, finished T12 at the Club Colombia Championship by Servientrega. Moved into contention on the weekend with a third-round 63. Entered the final round one back, but carded a 1-over 73…In just his fifth career PGA TOUR start, finished T10 in the Shriners Hospitals for Children Open playing on a sponsor's invite. Highlighted by a second-round 65, his performance led to a spot in the following week's OHL Classic at Mayakoba

PERSONAL:
Was born in Cape Town, South Africa but moved to the United States at age 3…Loves going fast with favorite activities including go-karting and roller coasters…Favorite players to watch growing up were Ernie Els, Retief Goosen and Tiger Woods.

PLAYER STATISTICS

MISCELLANEOUS PGA TOUR STATISTICS
Career PGA TOUR Low Round/Round: 63–2016 John Deere Classic/3
Largest Career PGA TOUR Paycheck/Finish: $151,800–2017 Shriners Hospitals for Children Open/T10
Career High FedExCup Rank: After 2018 Sanderson Farms Championship/105
Career High Official World Rank: After 2017 Quicken Loans National/203

PGA TOUR CAREER SUMMARY — PLAYOFF RECORD: 0-0

Year	Events Played	Cuts Made	1st	2nd	3rd	Top 10	Top 25	FedExCup Pts/ Rank	Earnings/ Rank
2016	2	1					1		$69,600/
2017	6	4				1	1		209,488/
Total	8	5				1	2		279,088

WEB.COM TOUR

Year	Events Played	Cuts Made	1st	2nd	3rd	Top 10	Top 25	Earnings/Rank
2017	16	11	1		1	2	6	$199,922/18
Total	16	11	1		1	2	6	212,572

*** Majors and World Golf Championships are considered official on multiple tours***

PGA TOUR TOP TOURNAMENT SUMMARY

Year	16
U.S. Open	CUT

Gary Woodland

EXEMPT STATUS: 28th in 2016-17 FedExCup points
FULL NAME: Gary Lynn Woodland
HEIGHT: 6-1
WEIGHT: 195
BIRTHDATE: May 21, 1984
BIRTHPLACE: Topeka, Kansas
RESIDENCE: Orlando, Florida
FAMILY: Wife, Gabby, Jaxson Lynn (6/23/17)

EDUCATION: University of Kansas (2007, Sociology)
SPECIAL INTERESTS: Basketball, working out, ping-pong
TURNED PROFESSIONAL: 2007
Q SCHOOL: 2008, 2010
JOINED TOUR: 2009
Web.com Tour Alumnus

PGA TOUR VICTORIES (2):

2011 Transitions Championship. **2013** Reno-Tahoe Open.

INTERNATIONAL VICTORIES (1):

2011 OMEGA Mission Hills World Cup [with Matt Kuchar].

2016-17 SEASON:

Claimed five top-10 finishes in 22 starts through the Wyndham Championship to advance to the FedExCup Playoffs for a sixth time. Made it through all four FedExCup Playoffs events for the second consecutive season before finishing 28th in the FedExCup standings…Advanced to the TOUR Championship for the second straight season, where he posted scores of 67-67-71-74--271 (-1) to finish 19th and end his season ranked 28th in the FedExCup standings…Fired a second-round 63 at the RBC Canadian Open, which featured 10 birdies, tying his personal best total birdies in a single round, (R4/2017 AT&T Pebble Beach Pro-Am). Pair of 68s on the weekend earned a solo-fourth finish…Won opening-round match against Emiliano Grillo (3 and 2) at World Golf Championships-Dell Technologies Match Play and was ready to face Rory McIlroy in the second round before withdrawing for personal reasons…In his fifth start at The Honda Classic, overcame a 1-over 71 in round one at PGA National with scores of 66-66-69 to finish T2 with Morgan Hoffmann at 8-under 272. Was closing in on solo-second, before bogeys at the 71st and 72nd holes resulted in the T2 finish, the eighth runner-up showing of his career…Turned in a career-best 10 birdies on the final day of the AT&T Pebble Beach Pro-Am en route to a 7-under 65, finishing T5 and seven strokes behind champion Jordan Spieth. Had missed the cut in his only other starts at the event (2009, 2011). Was the 25th top-10 finish of his career…Making his fifth start at the Sony Open in Hawaii, finished T6 after a final-round, 3-under 67. After missing the cut in his first two starts at Waialae Country Club, has now posted three consecutive top-15 finishes, led by a third-place finish in 2015…Less than a month after getting married and in his third start of the season, opened with scores of 64-65-66 at the OHL Classic at Mayakoba to find himself with a one-stroke lead over Pat Perez at 18-under 195. Closed with a 1-under 70 to finish solo-second, two strokes behind winner Perez.

PERSONAL:

Named all-state in basketball in high school, where his school won two state titles…Doesn't eat anything that comes out of the sea…Favorite college team is the Kansas Jayhawks and favorite professional team is the Kansas City Chiefs…Marks his ball with a 1984 half-dollar coin given to him by his mother. The year 1984 signifies the year he was born…Owns two ping-pong tables, having started to play regularly when he had left shoulder surgery during his rookie season in 2009. Ping-pong was one activity he could participate in with his left arm in a sling…Supports junior golf through his namesake American Junior Golf Association event, the Under Armour/Gary Woodland Championship at Alvamar Country Club in his collegiate hometown, Lawrence, Kan.

PLAYER STATISTICS

MISCELLANEOUS PGA TOUR STATISTICS

Career PGA TOUR Low Round/Round: 63–4 times, most recent 2017 RBC Canadian Open/2
Largest Career PGA TOUR Paycheck/Finish: $990,000–2011 Transitions Championship/1
Career High FedExCup Rank: After 2011 Masters Tournament/3
Career High Official World Rank: After 2015 Wells Fargo Championship/24

PGA TOUR CAREER SUMMARY — PLAYOFF RECORD: 0-2

Year	Events Played	Cuts Made	1st	2nd	3rd	Top 10	Top 25	FedExCup Pts/ Rank	Earnings/ Rank
2009	18	8						68/207	$121,031/204
2010	8	3					1	110/999	95,815/
2011	25	21	1	1		6	15	773/17	3,448,591/17
2012	22	16				1	3	321/134	592,879/134
2013	26	22	1	1		2	8	603/23	1,915,732/37
2014	25	23		1		5	13	595/22	2,734,153/29
2015	24	15		2	1	4	8	1,300/41	2,605,083/33
2016	26	22		1		4	14	510/20	2,392,044/38
2017	26	22		2		5	9	321/28	2,980,225/27
Total	200	152	2	8	1	27	71		16,855,553

WEB.COM TOUR

Year	Events Played	Cuts Made	1st	2nd	3rd	Top 10	Top 25	Earnings/Rank
2007	2	1						$2,076/295
2008	4	1						3,705/237
2010	14	9					5	56,370/92
Total	20	11					5	62,151

*** Majors and World Golf Championships are considered official on multiple tours***

PGA TOUR TOP TOURNAMENT SUMMARY

Year	09	10	11	12	13	14	15	16	17
Masters			T24	WD		T26	CUT		CUT
U.S. Open	T47	CUT	T23	CUT		T52	CUT		T50
The Open Championship			T30	T34		T39	T58	T12	T70
PGA Championship			T12	T42	74	CUT		CUT	T22
THE PLAYERS			CUT	CUT		T11	CUT	T28	T75
Dell Technologies Match Play				T33		T33	2		39
Bridgestone Invitational			T45			T19	T57		T63
Mexico Championship				T29		T16	T23		T38
HSBC Champions							T56	T23	T47
THE NORTHERN TRUST			T13		T2	T13	CUT	T4	CUT
Dell Technologies Championship			T25		T41	T29	T12	T15	T18
BMW Championship			T16		T18	T23	T60	T24	T27
TOUR Championship			T13		T22	T9		T10	19

NATIONAL TEAMS: World Cup (1), 2011.



Tiger Woods

EXEMPT STATUS: Winner, 2013 PLAYERS Championship (through 2017-18)
FULL NAME: Eldrick T. Woods
HEIGHT: 6-1
WEIGHT: 185
BIRTHDATE: December 30, 1975
BIRTHPLACE: Cypress, California
RESIDENCE: Jupiter, Florida

FAMILY: Sam Alexis, Charlie Axel
EDUCATION: Stanford University
SPECIAL INTERESTS: Basketball, diving, all sports
TURNED PROFESSIONAL: 1996
JOINED TOUR: 1996

FEDEXCUP CHAMPION (2):

2007, 2009

PGA TOUR VICTORIES (79):

1996 Las Vegas Invitational, Walt Disney World/Oldsmobile Classic. **1997** Mercedes Championships, Masters Tournament, GTE Byron Nelson Golf Classic, Motorola Western Open. **1998** BellSouth Classic. **1999** Buick Invitational, Memorial Tournament, Motorola Western Open, PGA Championship, World Golf Championships-NEC Invitational, National Car Rental Golf Classic/Disney, World Golf Championships-American Express Championship. **2000** Mercedes Championships, AT&T Pebble Beach National Pro-Am, Bay Hill Invitational, Memorial Tournament, U.S. Open, British Open, PGA Championship, World Golf Championships-NEC Invitational, Bell Canadian Open. **2001** Bay Hill Invitational, THE PLAYERS Championship, Masters Tournament, Memorial Tournament, World Golf Championships-NEC Invitational. **2002** Bay Hill Invitational presented by Cooper Tires, Masters Tournament, U.S. Open, Buick Open, World Golf Championships-American Express Championship. **2003** Buick Invitational, World Golf Championships-Accenture Match Play Championship, Bay Hill Invitational presented by Cooper Tires, 100th Western Open presented by Golf Digest, World Golf Championships-American Express Championship. **2004** World Golf Championships-Accenture Match Play Championship. **2005** Buick Invitational, Ford Championship at Doral, Masters Tournament, British Open, World Golf Championships-NEC Invitational, World Golf Championships-American Express Championship. **2006** Buick Invitational, Ford Championship at Doral, British Open, Buick Open, PGA Championship, World Golf Championships-Bridgestone Invitational, Deutsche Bank Championship, World Golf Championships-American Express Championship. **2007** Buick Invitational, World Golf Championships-CA Championship, Wachovia Championship, World Golf Championships-Bridgestone Invitational, PGA Championship, BMW Championship, THE TOUR Championship presented by Coca-Cola. **2008** Buick Invitational, World Golf Championships-Accenture Match Play Championship, Arnold Palmer Invitational presented by MasterCard, U.S. Open. **2009** Arnold Palmer Invitational presented by MasterCard, the Memorial Tournament, AT&T National, Buick Open, World Golf Championships-Bridgestone Invitational, BMW Championship. **2012** Arnold Palmer Invitational presented by MasterCard, the Memorial Tournament presented by Nationwide Insurance, AT&T National. **2013** Farmers Insurance Open, World Golf Championships-Cadillac Championship, Arnold Palmer Invitational presented by MasterCard, THE PLAYERS Championship, World Golf Championships-Bridgestone Invitational.

INTERNATIONAL VICTORIES (12):

1997 Asian Honda Classic. **1998** Johnnie Walker Classic [Asia]. **1999** Deutsche Bank Open-TPC of Europe [Eur], World Cup [indiv]. **2000** Johnnie Walker Classic. **2001** Deutsche Bank-SAP Open TPC of Europe. **2002** Deutsche Bank-SAP Open TPC of Europe. **2004** Dunlop Phoenix [Jpn]. **2005** Dunlop Phoenix [Jpn]. **2006** Dubai Desert Classic [Eur]. **2008** Dubai Desert Classic [Eur]. **2009** JBWere Australian Masters [Aus].

OTHER VICTORIES (14):

1998 PGA Grand Slam of Golf. **1999** World Cup [with Mark O'Meara], PGA Grand Slam of Golf. **2000** EMC World Cup [with David Duval]. PGA Grand Slam of Golf. **2001** Williams World Challenge, PGA Grand Slam of Golf. **2002** PGA Grand Slam of Golf. **2004** Target World Challenge. **2005** PGA Grand Slam of Golf. **2006** PGA Grand Slam of Golf, Target World Challenge. **2007** Target World Challenge. **2011** Target World Challenge.

2016-17 SEASON:

Made one official PGA TOUR start. Further back issues plagued his season and he had a fourth back surgery putting him out of competition for the remainder of the season…Served as one of Steve Stricker's Captain's Assistants at the Presidents Cup at Liberty National in Jersey City, New Jersey…Pulled out of the Genesis Open and The Honda Classic. Released statement: "My doctors have advised me not to play the next two weeks, to continue my treatment and to let my back calm down. This is not what I was hoping for or expecting. I am extremely disappointed to miss the Genesis Open, a tournament that benefits my foundation, and The Honda Classic, my hometown event. I would like to thank Genesis for their support, and I know we will have an outstanding week." In April, announced on his website he had undergone further back surgery. The operation was performed by Dr. Richard Guyer of the Center for Disc Replacement at the Texas Back Institute…After shooting an opening-round 77, withdrew from the Omega Dubai Desert Classic citing back spasms. "Tiger Woods went into a spasm in his lower back fairly late last night, got treatment done early this morning for three and a half hours, but can't get it out," his manager Mark Steinberg said. "He says it's not the nerve, but back spasm, and

PGA TOUR CAREER SUMMARY — PLAYOFF RECORD: 11-1

Year	Events Played	Cuts Made	1st	2nd	3rd	Top 10	Top 25	FedExCup Pts/ Rank	Earnings/ Rank
1992A	1								
1993A	3								
1994A	3								
1995A	4	3							
1996A	3	2					1		
1996	8	8	2		2	5	7		$790,594/24
1997	21	20	4	1	1	9	14		2,066,833/1
1998	20	19	1	2	2	13	17		1,841,117/4
1999	21	21	8	1	2	16	18		6,616,585/1
2000	20	20	9	4	1	17	20		9,188,321/1
2001	19	19	5		1	9	18		5,687,777/1
2002	18	18	5	2	2	13	16		6,912,625/1
2003	18	18	5	2		12	16		6,673,413/2
2004	19	19	1	3	3	14	18		5,365,472/4
2005	21	19	6	4	2	13	17		10,628,024/1
2006	15	14	8	1	1	11	13		9,941,563/1
2007	16	16	7	3		12	15	123,033/1	10,867,052/1
2008	6	6	4	1		6	6	100,000/70	5,775,000/2
2009	17	16	6	3		14	16	4,000/1	10,508,163/1
2010	12	11				2	7	1,300/42	1,294,765/68
2011	9	7				2	3	318/132	660,238/128
2012	19	17	3	1	2	9	13	2,663/3	6,133,158/2
2013	16	16	5	1		8	10	2,743/2	8,553,439/1
2014	7	5					1	45/218	108,275/201
2015	11	6				1	3	215/178	448,598/162
2017	1								
Total	328	300	79	29	19	186	249		110,061,012

*** Majors and World Golf Championships are considered official on multiple tours***

PGA TOUR TOP TOURNAMENT SUMMARY

Year	95	96	97	98	99	00	01	02	03	04	05	06
Masters	T41	CUT	**1**	T8	T18	5	**1**	**1**	T15	T22	**1**	T3
U.S. Open	WD	T82	T19	T18	T3	**1**	T12	**1**	T20	T17	2	CUT
The Open Championship	T68	T22	T24	3	T7	**1**	T25	T28	T4	T9	**1**	**1**
PGA Championship			T29	T10	**1**	**1**	T29	2	T39	T24	T4	**1**
THE PLAYERS			T31	T35	T10	2	**1**	T14	T11	T16	T53	T22
Dell Technologies Match Play					T5	2		T33	**1**	**1**	T17	T9
Bridgestone Invitational					**1**	**1**	**1**	4	T4	T2	**1**	**1**
Mexico Championship					**1**	T5	CNL	**1**	**1**	9	**1**	**1**

Year	07	08	09	10	11	12	13	14	15
Masters	T2	2	T6	T4	T4	T40	T4		T17
U.S. Open	T2	**1**	T6	T4		T21	T32		CUT
The Open Championship	T12		CUT	T23		T3	T6	69	CUT
PGA Championship	**1**		2	T28	CUT	T11	T40	CUT	CUT
THE PLAYERS	T37		8	WD	WD	T40	**1**		T69
Dell Technologies Match Play	T9	**1**	T17		T33	T17	T33		
Bridgestone Invitational	**1**		**1**	T78	T37	T8	**1**	WD	
Mexico Championship	**1**	5	T9		T10	WD	**1**	T25	
HSBC Champions			T6	T6					
THE NORTHERN TRUST			T2	T12		T38	T2		
Dell Technologies Championship	T2		T11	T11		3	T65		
BMW Championship	**1**		**1**	T15		T4	T11		
TOUR Championship	**1**		2			T8	T22		

NATIONAL TEAMS: Presidents Cup (8), 1998, 2000, 2003, 2005, 2007, 2009, 2011, 2013; Ryder Cup (7), 1997, 1999, 2002, 2004, 2006, 2010, 2012; World Cup (3), 1999, 2000, 2001; World Amateur Team Championship (1), 1994; Walker Cup (1), 1995; Dunhill Cup (1), 1998.

he can't get the spasms to calm down. He can move around, but he can't make a full rotation in his swing."…At the beginning of the year, committed to the Farmers Insurance Open, The Honda Classic and the Omega Dubai Desert Classic on the European Tour. Making his first start in an official PGA TOUR event for the first time since the 2015 Wyndham Championship (T10), opened the Farmers Insurance Open with a 4-over 76 on the South course, his highest score ever to start a year as a professional. Missed the 36-hole cut after a second-round 72 for a 4-over total…Tournament host returned to competitive golf for the first time in 466 days at the Hero World Challenge, the longest layoff of his professional career. With rounds of 73-65-70-76, finished 15th and led the field with 24 birdies.

PERSONAL:

Nicknamed "Tiger" after a Vietnamese soldier who was a friend of his father's in Vietnam…Since 1996, the Tiger Woods Foundation has reached more than 10 million young people by delivering unique experiences and innovative educational opportunities for youth worldwide. For scholars grades 5-12, the Tiger Woods Learning Centers provide hands-on experiences in science, technology, engineering and math, coupled with college-preparation workshops to create an environment focused on college and careers. Since opening its flagship Learning Center in Anaheim, Calif., the Foundation has established campuses in Washington, D.C., Pennsylvania and Florida. Once kids are ready for college, the Foundation offers the Earl Woods Scholarship Program, a network providing college scholarships, mentors, internships and workshops…In October 2016, launched the rebranding of Woods' charitable event company as TGR Live, which unites Wood's entrepreneurial and philanthropic endeavors off the course under a single parent brand. TGR Live operates three PGA TOUR events: the Genesis Open in Pacific Palisades, Calif., The National held near Washington, D.C., and the Hero World Challenge in The Bahamas…Bluejack National outside Houston, the first Tiger Woods Design in the United States, opened in 2016. Other Tiger Woods Design projects include courses in Mexico, Dubai and China.

PLAYER STATISTICS

MISCELLANEOUS PGA TOUR STATISTICS

Career PGA TOUR Low Round/Round: 61–4 times, most recent 2013 World Golf Championships-Bridgestone Invitational/2

Largest Career PGA TOUR Paycheck/Finish: $1,710,000–2013 THE PLAYERS Championship/1

Career High FedExCup Rank: After 2013 TOUR Championship by Coca-Cola/1

Career High Official World Rank: After 2014 THE PLAYERS Championship/1

Y.E. Yang

EXEMPT STATUS: Past Champion
FULL NAME: Yang Yong-eun
HEIGHT: 5-9
WEIGHT: 195
BIRTHDATE: January 15, 1972
BIRTHPLACE: Jeju-do, South Korea
RESIDENCE: Seoul, South Korea; Dallas, Texas

FAMILY: Wife, Young Ju Park; Hyeonwoo (1999), Isu (2000), Kyungmin (2005)
SPECIAL INTERESTS: Sports, fishing
TURNED PROFESSIONAL: 1996
JOINED TOUR: 2008

PGA TOUR VICTORIES (2):

2009 The Honda Classic, PGA Championship.

INTERNATIONAL VICTORIES (9):

2002 SBS Championship [Kor]. **2004** Sun Chlorella Classic [Jpn], Asahi-Ryokuken Yomiuri Memorial [Jpn]. **2005** Coca-Cola Tokai Classic [Jpn]. **2006** Suntory Open [Jpn], Korea Open [Kor], HSBC Champions [Eur]. **2010** Volvo China Open [Eur], Korea Open [Kor].

2016-17 SEASON:

Failed to advance to the FedExCup Playoffs for a fifth consecutive season after making four cuts in nine starts on the PGA TOUR in 2016-17. Will compete out of the Past Champion category in 2017-18.

PERSONAL:

Fourth of eight children and the son of vegetable farmers…Once aspired to be a bodybuilder and own his own gym. A knee injury in his late teens ended that dream…Never knew there was a sport called golf until the age of 19, when he started going to a small, local driving range in South Korea on a friend's advice and learned the swing by watching instructional videos. Worked picking up practice balls and would work on his game before the facility opened and late at night after visitors went home. The range had facilities where you could sleep and eat…As required, spent almost two years in the South Korean military, stationed at his home at Jeju Island, south of South Korea, beginning at age 21. Guarded naval port…Traveled to New Zealand after his military duty to pursue a golf career. Practiced and played intensely there over a three-month period.

PLAYER STATISTICS

MISCELLANEOUS PGA TOUR STATISTICS

Career PGA TOUR Low Round/Round: 63–2 times, most recent 2013 Sony Open in Hawaii/4
Largest Career PGA TOUR Paycheck/Finish: $1,350,000–2009 PGA Championship/1
Career High FedExCup Rank: After 2009 The Barclays/6
Career High Official World Rank: After 2010 the Memorial Tournament presented by Nationwide Insurance/19

PGA TOUR CAREER SUMMARY — PLAYOFF RECORD: 0-0

Year	Events Played	Cuts Made	1st	2nd	3rd	Top 10	Top 25	FedExCup Pts/ Rank	Earnings/ Rank
2004	1	1							
2005	4	2							$22,856/
2007	9	5							53,480/
2008	29	17				1	3	1,701/145	461,726/157
2009	23	19	2			4	12	565/23	3,489,516/10
2010	21	16			1	2	6	923/67	1,301,726/67
2011	18	14		1	1	5	8	440/30	2,314,865/32
2012	20	13					1	351/127	454,276/153
2013	19	9					2	182/172	259,118/174
2014	28	12					1	234/167	254,525/177
2015	4	3						49/220	50,024/222
2016	1								
2017	9	4						39/217	67,091/219
Total	186	115	2	1	2	12	33		8,729,202

WEB.COM TOUR

Year	Events Played	Cuts Made	1st	2nd	3rd	Top 10	Top 25	Earnings/Rank
2014	4	2						$6,140/218
Total	4	2						6,140

*** Majors and World Golf Championships are considered official on multiple tours***

PGA TOUR TOP TOURNAMENT SUMMARY

Year	04	05	06	07	08	09	10	11	12	13	14	15	16
Masters				T30		CUT	T8	T20	T57	CUT	CUT		
U.S. Open		CUT					CUT	T3	CUT	CUT	CUT		
The Open Championship		CUT		CUT			T60	T16	CUT	T32	CUT		
PGA Championship		T47		CUT		1	CUT	T69	T36	CUT	CUT	T48	CUT
THE PLAYERS						CUT	T34	CUT	CUT	CUT	CUT		
Dell Technologies Match Play				T33			T17	T5	T17				
Bridgestone Invitational				T56		T19	T46	T53	T36				
Mexico Championship	64			T65		74	T30	T39	59				
HSBC Champions						T33	T51						
THE NORTHERN TRUST						T20	T47	T6					
Dell Technologies Championship						67	T45	T42					
BMW Championship						65	T63	T12					
TOUR Championship						18		29					

Year	17
PGA Championship	CUT

NATIONAL TEAMS: Presidents Cup (2), 2009, 2011; World Cup (1), 2009; Royal Trophy (2), 2007, 2012; Royal Trophy Captain (1), 2013.

Andrew Yun (YOON)

EXEMPT STATUS: 32nd on 2017 Web.com Tour priority list
FULL NAME: Andrew Jean Yun
HEIGHT: 5-8
WEIGHT: 175
BIRTHDATE: May 17, 1991
BIRTHPLACE: Tacoma, Washington
RESIDENCE: Chandler, Arizona

FAMILY: Single
EDUCATION: Stanford University (2013, Sociology)
SPECIAL INTERESTS: Watching movies, ping-pong, spending time with family
TURNED PROFESSIONAL: 2013
JOINED TOUR: 2018
Web.com Tour Graduate (2017)

2016-17 SEASON:

Finished the Web.com Tour season with 23 starts, two runner-ups and 13 cuts made. Was 32nd in the final priority-ranking order. Secured his PGA TOUR card for the 2017-18 season with a 13th-place finish on the 2017 Web.com Tour Regular Season money list…Moved into the top 10 on the Regular Season money list with a T3 finish at the Ellie Mae Classic at TPC Stonebrae. Held a one-shot lead after 54 holes for the first time in his career but fell into T3 with a final-round even-par 70. Surged into the 36-hole lead by two shots with rounds of 65-62…Tied the round of the day in the final round at the Rust-Oleum Championship with a 4-under 68 to jump into solo-third at 9-under 279 and secure his PGA TOUR card…

Posted his second T2 finish of the season at the BMW Charity Pro-Am with rounds of 63-67-66—196 (-18) after the event was shortened to 54 holes…Added a second top-10 finish at the United Leasing & Finance Championship, where a final-round 73 in difficult conditions at Victoria National led to a T6 finish. Led the field in birdies with 20…Recorded a career-best T2 finish at the season-opening Bahamas Great Exuma Classic at Sandals Emerald Bay. Opened with rounds of 77-72 and was T12 after 36 holes. Played the final 36 holes in 5-under with rounds of 70-69. Birdied the last two holes of the final round to jump into a share of second with Nicholas Thompson, two shots behind winner Kyle Thompson. Had one eight-hole stretch of the first round that he played in 8-over par but was 8-under for the other 64 holes of the tournament.

PERSONAL:

Was next-door neighbors with Michael and Andrew Putnam for six or seven years while growing up very close to what is now Chambers Bay in the Seattle area…Favorite teams are the Seattle Seahawks, Phoenix Suns and all Stanford teams…Originally was lefthanded…Likes to do impersonations, including Smeagol from Lord of the Rings.

PGA TOUR CAREER SUMMARY — PLAYOFF RECORD: 0-0

WEB.COM TOUR

Year	Events Played	Cuts Made	1st	2nd	3rd	Top 10	Top 25	Earnings/Rank
2011A	1							
2012A	1							
2015	25	15			1	3	5	$101,199/50
2016	21	6				1	2	43,161/100
2017	23	13		2	2	5	7	222,856/13
Total	71	34		2	3	9	14	401,146

*** Majors and World Golf Championships are considered official on multiple tours***

PGA TOUR TOP TOURNAMENT SUMMARY

NATIONAL TEAMS: Palmer Cup (2), 2011, 2012.

Xinjun Zhang (Shin-june Jong)

EXEMPT STATUS: 42nd on 2017 Web.com Tour priority list
FULL NAME: Xinjun Zhang
HEIGHT: 6-1
WEIGHT: 165
BIRTHDATE: June 10, 1987
BIRTHPLACE: Shanxi, China
RESIDENCE: Guangdong, China
FAMILY: Wife, Jessica
TURNED PROFESSIONAL: 2010
JOINED TOUR: 2018
Web.com Tour Graduate (2017)

BEST PGA TOUR CAREER FINISH:

T21—2017 World Golf Championships-HSBC Champions.

2016-17 SEASON:

Finished the Web.com Tour season with 24 starts, two runner-ups and 12 made cuts. Was 42nd in the final priority-ranking order. Secured his PGA TOUR card for the 2017-18 season with a 20th-place finish on the 2017 Web.com Tour Regular Season money list. Joined Marty Dou as the first players from China to earn a PGA TOUR card…Posted 64-66 on the weekend at the Price Cutter Charity Championship for a T4. Top-five finish pushed him up to No. 18 on the Tour's money list with $186,306 in earnings, which was enough to secure his PGA TOUR card for the 2017-18 season. Carded rounds of 64-64 on the weekend of the Digital Ally Open for a T8…Posted his second runner-up of the season at the BMW Charity Pro-Am with rounds of 66-64-66—196 (-18) after the event was shortened to 54 holes due to weather…Turned in a solo-second finish at the Chitimacha Louisiana Open in March. Entered the final round tied for third and carded a bogey-free 65 to move inside the top 25 on the money list for the first time in his career.

PERSONAL:

First set foot on a golf course as a range-ball picker at age 17. Was forbidden to practice or play during regular hours, so had to hit balls before or after the course closed, which was usually in the dark…Did not have any formal coaching until he landed a spot on the Chinese National team. Came to TPC Sawgrass with the team.

PLAYER STATISTICS

MISCELLANEOUS PGA TOUR STATISTICS

Career PGA TOUR Low Round/Round: 67–2016 World Golf Championships-HSBC Champions/1
Largest Career PGA TOUR Paycheck/Finish: $88,000–2017 World Golf Championships–HSBC Champions/T214
Career High FedExCup Rank: After 2018 Safeway Open/37
Career High Official World Rank: After 2017 DEAN & DELUCA Invitational/210

PGA TOUR CAREER SUMMARY — PLAYOFF RECORD: 0-0

Year	Events Played	Cuts Made	1st	2nd	3rd	Top 10	Top 25	FedExCup Pts/ Rank	Earnings/ Rank
2016	1	1							
2017	1	1					1		
Total	2	2					1		

WEB.COM TOUR

Year	Events Played	Cuts Made	1st	2nd	3rd	Top 10	Top 25	Earnings/Rank
2017	24	12		2		4	6	$186,306/20
Total	24	12		2		4	6	188,896

*** Majors and World Golf Championships are considered official on multiple tours***

PGA TOUR TOP TOURNAMENT SUMMARY

Year	11	12	13	14	15	16	17
HSBC Champions	T13	T56				T46	T21

Notes

Dustin Johnson

Dustin Johnson was one of six players who captured multiple tournaments in 2016-17: Justin Thomas (5), Dustin Johnson (4), Jordan Spieth (3), Hideki Matsuyama (3), Marc Leishman (2) and Xander Schauffele (2). The last time a season saw four players with three or more wins was in 2003.

Safeway Open

[The 1st of 43 events in the PGA TOUR Season]

Winner: BRENDAN STEELE
FedExCup Points: 500 **$1,080,000**
67-71-67-65 **270 (-18)**

Napa, CA **October 10-16, 2016** **FedExCup Points: 500 (first)** **Purse: $6,000,000**
Silverado Resort and Spa (North) **Par/Yards: 36-36—72/7,166**

LEADERS	First Round	Second Round	Third Round
	Scott Piercy ....62 (-10)	Scott Piercy ....129 (-15)	Patton Kizzire ....201 (-15)
	Paul Casey ....64 (-8)	Paul Casey ....132 (-12)	Scott Piercy ....202 (-14)
	Patton Kizzire ....64 (-8)	Johnson Wagner ....132 (-12)	Johnson Wagner ....202 (-14)
	Kyle Stanley ....65 (-7)	Troy Merritt ....133 (-11)	Paul Casey ....203 (-13)
	Johnson Wagner ....65 (-7)	Patton Kizzire ....135 (-9)	Martin Laird ....203 (-13)
	Brendan Steele ....67 (-5)	Martin Laird ....135 (-9)	Brendan Steele ....205 (-11)
		Brendan Steele ....138 (-6)	

CUT: 70 professionals at 3-under 141 from a field of 143 professionals and one amateur.

WEATHER: **Thursday:** Mostly sunny, with a high of 69. Wind SW 5-10 mph. **Friday:** Cloudy, with moderate rain showers in the afternoon. High of 66. Wind SW 10-20 mph. Due to heavy rain, the second round was suspended from 8:39 a.m. until 11:15 a.m. Due to darkness, round two was suspended at 6:21 p.m. Players were back in position at 7:45 a.m. Saturday to complete the round. Round two ended at 10:56 a.m. Saturday. **Saturday:** Mostly cloudy, with a high of 66. Due to heavy rain, round three was suspended for the day at 5:42 p.m. and resumed Sunday at 7:40 a.m. **Sunday:** Due to expected rain in the afternoon, final-round tee times were from 9 to 10:50 a.m., in threesomes off Nos. 1 and 10. Cloudy, with a high of 66. Wind SW 8-15 mph.

ORDER OF FINISH

Player	Finish	Scores	Total	FedExCup Points	Money
Brendan Steele	1	67-71-67-65	270	500.00	$1,080,000.00
Patton Kizzire	2	64-71-66-70	271	300.00	648,000.00
Paul Casey	T3	64-68-71-69	272	133.75	288,000.00
Michael Kim	T3	73-67-65-67	272	133.75	288,000.00
Scott Piercy	T3	62-67-73-70	272	133.75	288,000.00
Johnson Wagner	T3	65-67-70-70	272	133.75	288,000.00
Kevin Na	7	71-66-70-66	273	90.00	201,000.00
Cody Gribble	T8	67-69-70-68	274	75.00	162,000.00
Chris Kirk	T8	73-65-70-66	274	75.00	162,000.00
Martin Laird	T8	67-68-68-71	274	75.00	162,000.00
Phil Mickelson	T8	69-69-69-67	274	75.00	162,000.00
Justin Thomas	T8	75-66-66-67	274	75.00	162,000.00
Mac Hughes	T13	69-69-69-68	275	58.50	120,000.00
Whee Kim	T13	69-71-66-69	275	58.50	120,000.00
Derek Fathauer	T15	68-68-74-66	276	51.00	96,000.00
Troy Merritt	T15	66-67-74-69	276	51.00	96,000.00
Jon Rahm	T15	66-71-72-67	276	51.00	96,000.00
Vaughn Taylor	T15	70-67-74-65	276	51.00	96,000.00
Harold Varner III	T15	71-67-73-65	276	51.00	96,000.00
Bill Haas	T20	66-70-71-70	277	44.00	75,000.00
Jamie Lovemark	T20	70-71-70-66	277	44.00	75,000.00
Keegan Bradley	T22	69-72-71-66	278	38.12	$60,000.00
Trey Mullinax	T22	69-67-73-69	278	38.12	60,000.00
Chez Reavie	T22	69-70-68-71	278	38.12	60,000.00
Kyle Stanley	T22	65-73-71-69	278	38.12	60,000.00
Brendon de Jonge	T26	72-69-69-69	279	28.00	40,833.34
Tony Finau	T26	70-69-71-69	279	28.00	40,833.34
Emiliano Grillo	T26	69-70-71-69	279	28.00	40,833.34
Steven Alker	T26	71-69-72-67	279	28.00	40,833.33
Ryan Blaum	T26	69-68-71-71	279	28.00	40,833.33
Jon Curran	T26	68-72-70-69	279	28.00	40,833.33
Robert Garrigus	T26	73-68-72-66	279	28.00	40,833.33
Fabian Gomez	T26	71-70-70-68	279	28.00	40,833.33
Luke List	T26	70-68-71-70	279	28.00	40,833.33
Dominic Bozzelli	T35	70-71-69-70	280	14.33	23,516.00
Joseph Bramlett	T35	71-70-71-68	280		23,516.00
Roberto Castro	T35	69-72-70-69	280	14.33	23,516.00
Brett Drewitt	T35	70-71-70-69	280	14.33	23,516.00
Harris English	T35	72-68-69-71	280	14.33	23,516.00
Andres Gonzales	T35	71-70-73-66	280	14.33	23,516.00
Brandon Hagy	T35	72-67-72-69	280	14.33	23,516.00
John Huh	T35	70-68-72-70	280	14.33	23,516.00
Peter Malnati	T35	67-72-71-70	280	14.33	23,516.00
Kyle Reifers	T35	71-69-74-66	280	14.33	23,516.00
Tag Ridings	T35	68-70-71-71	280	14.33	23,516.00
John Senden	T35	70-70-71-69	280	14.33	23,516.00
Cameron Smith	T35	70-70-70-70	280	14.33	$23,516.00
Nick Watney	T35	71-69-73-67	280	14.33	23,516.00
Richy Werenski	T35	69-70-69-72	280	14.33	23,516.00
Brian Campbell	T50	68-70-70-73	281	7.50	14,472.00
Bud Cauley	T50	72-67-72-70	281	7.50	14,472.00
Ken Duke	T50	69-71-71-70	281	7.50	14,472.00
Morgan Hoffmann	T50	70-71-69-71	281	7.50	14,472.00
Danny Lee	T50	73-67-73-68	281	7.50	14,472.00
Wesley Bryan	T55	71-70-69-72	282	5.90	13,740.00
J.J. Spaun	T55	70-67-75-70	282	5.90	13,740.00
Ricky Barnes	T57	71-70-72-71	284	5.40	13,440.00
Chad Campbell	T57	70-71-71-72	284	5.40	13,440.00
J.T. Poston	T57	72-69-78-65	284	5.40	13,440.00
Will MacKenzie	T60	69-69-72-75	285	4.90	13,140.00
Xander Schauffele	T60	71-68-69-77	285	4.90	13,140.00
Zac Blair	T62	71-69-71-75	286	4.20	12,720.00
Greg Chalmers	T62	71-69-72-74	286	4.20	12,720.00
Seung-Yul Noh	T62	67-72-72-75	286	4.20	12,720.00
Hudson Swafford	T62	67-74-75-70	286	4.20	12,720.00
Kevin Tway	T62	71-69-72-74	286	4.20	12,720.00
Aaron Baddeley	T67	70-71-72-74	287	3.50	12,300.00
J.J. Henry	T67	68-72-72-75	287	3.50	12,300.00
Ryan Brehm	69	73-68-77-70	288	3.20	12,120.00
Nicholas Lindheim	70	72-69-76-74	291	3.00	12,000.00

The following players did not finish
(C=cut, W=withdrew, D=disqualified)

C—142-Blayne Barber, Jonas Blixt, Stewart Cink, Lucas Glover, Retief Goosen, Adam Hadwin, James Hahn, Russell Henley, Charley Hoffman, Sung Kang, Matt Kuchar, Bryce Molder, Cheng Tsung Pan, D.A. Points, Seamus Power, Jhonattan Vegas, **143**-Julian Etulain, Gonzalo Fdez-Castano, Brad Fritsch, Kelly Kraft, Collin Morikawa (A), Patrick Rodgers, Brett Stegmaier, Cameron Tringale, Tyrone Van Aswegen, Bobby Wyatt, **144**-Jason Bohn, Bryson DeChambeau, Colt Knost, Gregor Main, John Peterson, Kevin Streelman, Brian Stuard, Zack Sucher, Daniel Summerhays, Michael Thompson, Gunner Wiebe, **145**-Ryan Armour, Miguel Angel Carballo, Martin Flores, Rick Lamb, Spencer Levin, David Lingmerth, Grayson Murray, Jason Schmuhl, David Toms, Boo Weekley, **146**-Mark Anderson, Graham DeLaet, David Hearn, Smylie Kaufman, Rod Pampling, Carl Pettersson, **147**-Mark Hubbard, Jason Kokrak, Webb Simpson, Scott Stallings, Aaron Wise, **148**-Brian Harman, Charles Howell III, **149**-Chad Collins, Hunter Mahan, Jonathan Randolph, Robert Streb, Nick Taylor, **150**-Jason Gore, Michael Hebert, Ted Purdy, **151**-Geoff Ogilvy, **152**-Max Homa, Ollie Schniederjans, **155**-Gavin Kyle Green, **156**-Matt Every, **157**-Steven Bowditch.

TOURNAMENT HISTORY

Year	Winner	Score	Runner-up	Score	Location	Par/Yards
FRY'S ELECTRONICS OPEN						
2007	Mike Weir	266	Mark Hensby	267	Grayhawk GC (Raptor), Scottsdale, AZ	70/7,125
FRYS.COM OPEN						
2008	Cameron Beckman*	262	Kevin Sutherland	262	Grayhawk GC (Raptor), Scottsdale, AZ	70/7,125
2009	Troy Matteson*	262	Rickie Fowler Jamie Lovemark	262	Grayhawk GC (Raptor), Scottsdale, AZ	70/7,125
2010	Rocco Mediate	269	Alex Prugh Bo Van Pelt	270	CordeValle GC, San Martin, CA	71/7,368
2011	Bryce Molder*	267	Briny Baird	267	CordeValle GC, San Martin, CA	71/7,368
2012	Jonas Blixt	268	Jason Kokrak Tim Petrovic	269	CordeValle GC, San Martin, CA	71/7,368
2013-14	Jimmy Walker	267	Vijay Singh	269	CordeValle GC, San Martin, CA	71/7,379
2014-15	Sangmoon Bae	273	Steven Bowditch	275	Silverado Resort and Spa, (North), Napa, CA	71/7,379
2015-16	Emiliano Grillo*	273	Kevin Na	273	Silverado Resort and Spa, (North), Napa, CA	71/7,203
SAFEWAY OPEN						
2016-17	Brendan Steele	270	Patton Kizzire	271	Silverado Resort and Spa, (North), Napa, CA	71/7,166

*KEY: * = Playoff*

Tournament Record:
262, Kevin Sutherland, Cameron Beckman (2008), Troy Matteson, Rickie Fowler, Jamie Lovemark (2009)
Current Course Record:
62, Scott Piercy (2016-17)
Tournament Course Record:
61, Mark Hensby (2007), Kevin Stadler (2008), Troy Matteson, Mike Weir (2009)

CIMB Classic

[The 2nd of 43 events in the PGA TOUR Season]

Winner: JUSTIN THOMAS
FedExCup Points: 500 $1,260,000
64-66-71-64 265 (-23)

Kuala Lumpur, Malaysia October 17-23, 2016 FedExCup Points: 500 (first) Purse: $7,000,000
TPC Kuala Lumpur Par/Yards: 36-36—72/7,005

LEADERS

First Round		Second Round		Third Round	
Keegan Bradley	64 (-8)	Justin Thomas	130 (-14)	Anirban Lahiri	197 (-19)
Derek Fathauer	64 (-8)	Anirban Lahiri	132 (-12)	Russell Knox	201 (-15)
Justin Thomas	64 (-8)	James Hahn	133 (-11)	Justin Thomas	201 (-15)
Paul Casey	65 (-7)	Russell Knox	133 (-11)	Derek Fathauer	202 (-14)
Anirban Lahiri	66 (-6)	Hideki Matsuyama	133 (-11)	James Hahn	202 (-14)
				Hideki Matsuyama	202 (-14)

CUT: No cut. 78 players completed 72 holes.

WEATHER: Thursday: Mostly cloudy throughout the day with a few showers and thunderstorms developing in the afternoon. High temperatures in the low-90s. Wind SSW 5-10 mph. **Friday:** Mostly cloudy with a high of 92. Wind SW 4-8 mph. **Saturday:** Mostly cloudy with a high of 89. Wind NW 4-8 mph. **Sunday:** Mostly cloudy with a high of 87. Wind WNW 5-10 mph.

ORDER OF FINISH

Player	Finish	Scores	Total	FedExCup Points	Money
Justin Thomas	1	64-66-71-64	265	500.00	$1,260,000.00
Hideki Matsuyama	2	69-64-69-66	268	300.00	756,000.00
Derek Fathauer	T3	64-70-68-67	269	162.50	406,000.00
Anirban Lahiri	T3	66-66-65-72	269	162.50	406,000.00
Marc Leishman	5	69-65-71-66	271	110.00	280,000.00
Keegan Bradley	6	64-72-68-68	272	100.00	252,000.00
Scott Hend	T7	74-69-63-67	273		225,750.00
Tyrone Van Aswegen	T7	69-70-66-68	273	87.50	225,750.00
James Hahn	9	69-64-69-72	274	80.00	203,000.00
Aaron Baddeley	T10	67-71-69-68	275	62.14	150,000.00
Rafa Cabrera Bello	T10	69-67-69-70	275	62.14	150,000.00
Ryo Ishikawa	T10	69-68-68-70	275	62.14	150,000.00
Si Woo Kim	T10	70-66-73-66	275	62.14	150,000.00
Russell Knox	T10	70-63-68-74	275	62.14	150,000.00
Scott Piercy	T10	68-68-67-72	275	62.14	150,000.00
Adam Scott	T10	70-69-66-70	275	62.14	150,000.00
Sergio Garcia	T17	67-72-67-70	276	48.00	101,500.00
Emiliano Grillo	T17	74-65-66-71	276	48.00	101,500.00
Ryan Moore	T17	71-65-70-70	276	48.00	101,500.00
Ian Poulter	T17	71-69-69-67	276	48.00	101,500.00
Paul Casey	T21	65-72-70-70	277	39.10	72,800.00
Adam Hadwin	T21	71-69-67-70	277	39.10	72,800.00
Sung Kang	T21	70-69-68-70	277	39.10	72,800.00
Patrick Rodgers	T21	70-68-69-70	277	39.10	72,800.00
Young-han Song	T21	70-69-72-66	277		$72,800.00
Zac Blair	T26	70-66-69-73	278	32.50	53,900.00
Kevin Kisner	T26	68-70-70-70	278	32.50	53,900.00
Brendan Steele	T26	67-69-69-73	278	32.50	53,900.00
Alex Cejka	T29	70-68-73-68	279	27.25	46,550.00
Kevin Na	T29	70-69-71-69	279	27.25	46,550.00
Hudson Swafford	T29	71-69-68-71	279	27.25	46,550.00
Jeunghun Wang	T29	70-69-71-69	279		46,550.00
Tony Finau	T33	69-72-68-71	280	20.58	36,983.34
Vijay Singh	T33	71-67-71-71	280	20.58	36,983.34
Branden Grace	T33	70-72-69-69	280	20.58	36,983.33
Brian Harman	T33	67-74-68-71	280	20.58	36,983.33
Jim Herman	T33	70-72-66-72	280	20.58	36,983.33
Pat Perez	T33	74-67-71-68	280	20.58	36,983.33
Byeong Hun An	T39	72-72-70-67	281	14.50	28,000.00
Charles Howell III	T39	68-69-73-71	281	14.50	28,000.00
John Huh	T39	71-69-66-75	281	14.50	28,000.00
Jamie Lovemark	T39	68-69-69-75	281	14.50	28,000.00
Robert Streb	T39	71-70-68-72	281	14.50	28,000.00
Harold Varner III	T39	68-71-70-72	281	14.50	28,000.00
Chad Campbell	T45	72-72-69-69	282	10.00	20,496.00
Kevin Chappell	T45	69-73-72-68	282	10.00	20,496.00
Smylie Kaufman	T45	70-73-66-73	282	10.00	20,496.00
Miguel Tabuena	T45	73-69-66-74	282		20,496.00
Jhonattan Vegas	T45	71-71-68-72	282	10.00	20,496.00
Spencer Levin	50	69-73-71-70	283	8.50	17,640.00
Daniel Berger	T51	71-69-71-73	284	7.00	16,576.00
Billy Hurley III	T51	70-73-70-71	284	7.00	16,576.00
Danny Lee	T51	72-77-66-69	284	7.00	$16,576.00
Peter Malnati	T51	72-73-71-68	284	7.00	16,576.00
Patrick Reed	T51	68-73-66-77	284	7.00	16,576.00
Ricky Barnes	T56	74-72-67-72	285	5.50	15,750.00
Gaganjeet Bhullar	T56	73-70-74-68	285		15,750.00
Jon Curran	T56	72-69-70-74	285	5.50	15,750.00
Gary Woodland	T56	72-71-71-71	285	5.50	15,750.00
Marcus Fraser	T60	75-69-71-71	286		15,120.00
David Lingmerth	T60	70-77-68-71	286	4.60	15,120.00
Chez Reavie	T60	71-77-68-70	286	4.60	15,120.00
Kyle Reifers	T60	70-70-72-74	286	4.60	15,120.00
Brett Stegmaier	T60	74-70-67-75	286	4.60	15,120.00
Daniel Summerhays	65	70-69-71-77	287	4.00	14,700.00
David Hearn	T66	79-73-68-68	288	3.60	14,420.00
John Senden	T66	75-70-71-72	288	3.60	14,420.00
Brian Stuard	T66	72-71-73-72	288	3.60	14,420.00
Gavin Kyle Green	T69	71-71-75-72	289		14,070.00
Chan Shih-chang	T69	71-78-67-73	289		14,070.00
SSP Chawrasia	71	74-74-73-69	290		13,860.00
Ernie Els	T72	70-72-74-76	292	2.70	13,580.00
Mark Hubbard	T72	73-71-73-75	292	2.70	13,580.00
Colt Knost	T72	73-72-73-74	292	2.70	13,580.00
K.J. Choi	75	69-77-76-71	293	2.50	13,300.00
Cameron Tringale	76	73-74-74-73	294	2.40	13,160.00
Lee Soo-Min	77	71-74-71-83	299		13,020.00
Danny Chia	78	77-78-78-72	305		12,880.00

NOTES

*With his win, **Justin Thomas** joined **Ryan Moore** (2013-14) as players to successfully defend a CIMB Classic title.*

***Justin Thomas** became the first player to have his first two PGA TOUR wins come at the same event since **Matt Every** won the 2014-15 Arnold Palmer Invitational presented by MasterCard.*

Tournament Record:
261, Bo Van Pelt (2011)
Current Course Record:
61, Justin Thomas (2015-16)
Tournament Course Record:
61, Nick Watney (2012) (The Mines Resort & GC)

TOURNAMENT HISTORY

Year	Winner	Score	Runner-up	Score	Location	Par/Yards
CIMB ASIA PACIFIC CLASSIC MALAYSIA						
2010	Ben Crane#	266	Brian Davis	267	The Mines Resort & GC, Kuala Lumpur, Malaysia	71/6,934
2011	Bo Van Pelt#	261	Jeff Overton	267	The Mines Resort & GC, Kuala Lumpur, Malaysia	71/6,917
CIMB CLASSIC						
2012	Nick Watney#	262	Robert Garrigus Bo Van Pelt	263	The Mines Resort & GC, Kuala Lumpur, Malaysia	71/6,909
2013-14	Ryan Moore*	274	Gary Woodland	274	Kuala Lumpur G&CC, Kuala Lumpur, Malaysia	72/6,967
2014-15	Ryan Moore	271	Kevin Na Gary Woodland Sergio Garcia	274	Kuala Lumpur G&CC, Kuala Lumpur, Malaysia	72/6,967
2015-16	Justin Thomas	262	Adam Scott	263	Kuala Lumpur G&CC, Kuala Lumpur, Malaysia	72/6,985
2016-17	Justin Thomas	265	Hideki Matsuyama	268	TPC Kuala Lumpur, Kuala Lumpur, Malaysia	72/7,005

*KEY: * = Playoff # = Unofficial*

Sanderson Farms Championship

[The 3rd of 43 events in the PGA TOUR Season]

GRIBBLE

Winner: CODY GRIBBLE
FedExCup Points: 300 **$756,000**
73-63-67-65 **268 (-20)**

Jackson, MS **October 24-30, 2016** **FedExCup Points: 300 (first)** **Purse: $4,200,000**
Country Club of Jackson **Par/Yards: 36-36—72/7,421**

LEADERS

First Round	
Kevin Streelman	63 (-9)
Trey Mullinax	65 (-7)
Carl Pettersson	65 (-7)
Seamus Power	65 (-7)
Jonathan Byrd	66 (-6)
Graham DeLaet	66 (-6)
Lucas Glover	66 (-6)
Hiroshi Iwata	66 (-6)
Rob Oppenheim	66 (-6)
Dicky Pride	66 (-6)
Camilo Villegas	66 (-6)
Cody Gribble	73 (+1)

Second Round	
Grayson Murray	132 (-12)
Greg Owen	134 (-10)
Seamus Power	134 (-10)
Graham DeLaet	135 (-9)
Lucas Glover	135 (-9)
Brandon Hagy	135 (-9)
Trey Mullinax	135 (-9)
Cody Gribble	136 (-8)

Third Round	
Chris Kirk	202 (-14)
Luke List	202 (-14)
Graham DeLaet	203 (-13)
Lucas Glover	203 (-13)
Cody Gribble	203 (-13)

CUT: 76 players at 2-under 142 from a field of 132 professionals.

WEATHER: Thursday: Partly cloudy, with a high of 85. Wind NW 6-12 mph. **Friday:** Sunny, with a high of 86. Wind S 5-10 mph. **Saturday:** Sunny, with a high of 87. Wind S 5-10 mph. **Sunday:** Sunny, with a high of 88. Wind SSW 5-10 mph.

ORDER OF FINISH

Player	Finish	Scores	Total	FedExCup Points	Money
Cody Gribble	1	73-63-67-65	268	300.00	$756,000.00
Chris Kirk	T2	67-70-65-70	272	116.66	313,600.00
Luke List	T2	71-66-65-70	272	116.66	313,600.00
Greg Owen	T2	67-67-70-68	272	116.66	313,600.00
Lucas Glover	T5	66-69-68-70	273	60.00	153,300.00
Hiroshi Iwata	T5	66-70-69-68	273	60.00	153,300.00
Xander Schauffele	T5	67-70-70-66	273	60.00	153,300.00
Graham DeLaet	T8	66-69-68-72	275	45.00	121,800.00
Grayson Murray	T8	67-65-72-71	275	45.00	121,800.00
Seung-Yul Noh	T8	67-70-70-68	275	45.00	121,800.00
Ryan Blaum	T11	68-70-70-68	276	35.00	96,600.00
Troy Merritt	T11	70-67-69-70	276	35.00	96,600.00
Cameron Smith	T11	67-70-67-72	276	35.00	96,600.00
Miguel Angel Carballo	T14	70-69-71-67	277	30.25	73,500.00
Brandon Hagy	T14	67-68-72-70	277	30.25	73,500.00
Russell Henley	T14	69-72-69-67	277	30.25	73,500.00
Whee Kim	T14	71-71-65-70	277	30.25	73,500.00
Ryan Brehm	T18	69-70-68-71	278	27.55	54,768.00
Michael Johnson	T18	74-65-67-72	278		54,768.00
Ben Martin	T18	70-72-68-68	278	27.55	54,768.00
Andres Romero	T18	67-69-73-69	278	27.55	54,768.00
Kevin Streelman	T18	63-73-71-71	278	27.55	54,768.00
Ben Crane	T23	71-69-68-71	279	23.12	40,320.00
Nicholas Lindheim	T23	68-72-69-70	279	23.12	$40,320.00
Nick Taylor	T23	68-68-69-74	279	23.12	40,320.00
Mac Hughes	T26	68-74-70-68	280	20.22	32,340.00
Camilo Villegas	T26	66-72-72-70	280	20.22	32,340.00
Mark Wilson	T26	69-69-71-71	280	20.22	32,340.00
Gonzalo Fdez-Castano	T29	69-69-74-69	281	16.02	26,705.00
Brad Fritsch	T29	71-70-68-72	281	16.02	26,705.00
J.T. Poston	T29	67-73-70-71	281	16.02	26,705.00
Seamus Power	T29	65-69-70-77	281	16.02	26,705.00
Dicky Pride	T29	66-70-71-74	281	16.02	26,705.00
Steve Wheatcroft	T29	68-73-70-70	281	16.02	26,705.00
Steven Alker	T35	69-72-70-71	282	11.20	19,830.00
Jonathan Byrd	T35	66-73-71-72	282	11.20	19,830.00
Jerry Kelly	T35	68-72-72-70	282	11.20	19,830.00
Sebastian Munoz	T35	67-74-69-72	282	11.20	19,830.00
Carl Pettersson	T35	65-74-68-75	282	11.20	19,830.00
Michael Putnam	T35	68-69-72-73	282	11.20	19,830.00
Kevin Tway	T35	69-70-72-71	282	11.20	19,830.00
Blayne Barber	T42	71-70-69-73	283	6.92	13,513.50
Michael Bradley	T42	74-67-73-69	283	6.92	13,513.50
Andres Gonzales	T42	70-67-72-74	283	6.92	13,513.50
J.J. Henry	T42	68-71-72-72	283	6.92	13,513.50
John Merrick	T42	72-69-68-74	283	6.92	13,513.50
Rod Pampling	T42	67-72-75-69	283	6.92	13,513.50
Cameron Percy	T42	69-72-74-68	283	6.92	13,513.50
Zack Sucher	T42	70-72-67-74	283	6.92	13,513.50
Angel Cabrera	T50	71-70-68-75	284	4.38	9,984.00
Greg Chalmers	T50	69-70-74-71	284	4.38	$9,984.00
Chad Collins	T50	68-72-71-73	284	4.38	9,984.00
Bill Lunde	T50	70-69-73-72	284	4.38	9,984.00
George McNeill	T50	70-72-70-72	284	4.38	9,984.00
Tim Petrovic	T50	69-72-75-68	284	4.38	9,984.00
David Toms	T50	72-68-72-72	284	4.38	9,984.00
Eric Axley	T57	69-68-75-73	285	3.04	9,198.00
Dominic Bozzelli	T57	71-69-73-72	285	3.04	9,198.00
Julian Etulain	T57	70-71-71-73	285	3.04	9,198.00
Martin Flores	T57	72-69-70-74	285	3.04	9,198.00
Trey Mullinax	T57	65-70-74-76	285	3.04	9,198.00
Rory Sabbatini	T57	69-69-76-71	285	3.04	9,198.00
Charlie Wi	T57	72-70-70-73	285	3.04	9,198.00
Bobby Wyatt	T57	69-72-70-74	285	3.04	9,198.00
Tommy Gainey	T65	68-72-71-75	286	2.36	8,736.00
Jonathan Randolph	T65	68-70-76-72	286	2.36	8,736.00
John Rollins	T65	71-71-71-73	286	2.36	8,736.00
Robert Allenby	T68	70-71-74-72	287	2.05	8,526.00
Peter Malnati	T68	71-70-71-75	287	2.05	8,526.00
Jason Bohn	T70	74-68-73-73	288	1.83	8,358.00
Robby Shelton	T70	68-72-70-78	288		8,358.00
Matt Atkins	T72	67-71-75-76	289		8,190.00
Rob Oppenheim	T72	66-73-76-74	289		8,190.00
Stuart Appleby	74	75-66-75-74	290	1.61	8,064.00
Richy Werenski	75	72-70-74-75	291	1.55	7,980.00
Craig Barlow	76	71-69-79-76	295	1.49	7,896.00

The following players did not finish
(C=cut, W=withdrew, D=disqualified)

C—143-Charlie Danielson, David Duval, Derek Ernst, Steve Flesch, Chesson Hadley, Mark Hensby, Matt Jones, Cheng Tsung Pan, Shawn Stefani, Marc Turnesa, Boo Weekley, **144**-Ryan Armour, Arjun Atwal, Joel Dahmen, Brett Drewitt, Brice Garnett, Jason Gore, Spencer Levin, Shaun Micheel, Bryce Molder, D.A. Points, Tag Ridings, Brian Rowell, Scott Stallings, Chris Stroud, D.J. Trahan, **145**-Tyler Aldridge, Austin Cook, Tom Hoge, Max Homa, Patton Kizzire, Ian Poulter, J.J. Spaun, **146**-Mark Anderson, Troy Matteson, Geoff Ogilvy, Aaron Wise, **147**-Brian Campbell, Erik Compton, Retief Goosen, Stephan Jaeger, Rick Lamb, Sam Saunders, Heath Slocum, **148**-Cameron Beckman, Brendon de Jonge, Morgan Hoffmann, Scott Langley, Frank Lickliter II, **149**-Ted Purdy, Brendon Todd, Tim Wilkinson, **153**-Tim Herron, Kelly Kraft, **155**-Ben Curtis, **166**-Drew Goff.

Tournament Record:
263, Dan Halldorson (1986)
Current Course Record:
62, Roberto Castro (2015-16)
Tournament Course Record:
61, Keith Clearwater (1996) (Annandale GC)

TOURNAMENT HISTORY

Year	Winner	Score	Runner-up	Score	Location	Par/Yards
DEPOSIT GUARANTY GOLF CLASSIC						
1986	Dan Halldorson	263	Paul Azinger	265	Hattisburg GC, Hattiesburg, MS	70/6,594
1987	David Ogrin	267	Nick Faldo	268	Hattisburg GC, Hattiesburg, MS	70/6,594
1988	Frank Conner	267	Brian Mogg	272	Hattisburg GC, Hattiesburg, MS	70/6,280
1989	Jim Booros*	199	Mike Donald	199	Hattisburg GC, Hattiesburg, MS	70/6,280
1990	Gene Sauers	268	Jack Ferenz	270	Hattisburg GC, Hattiesburg, MS	70/6,280
1991	Larry Silveira*	266	Russ Cochran Mike Nicolette	266	Hattisburg GC, Hattiesburg, MS	70/6,280
1992	Richard Zokol	267	Mike Donald Bob Eastwood Mike Nicolette Greg Twiggs	268	Hattisburg GC, Hattiesburg, MS	70/6,280
1993	Greg Kraft	267	Morris Hatalsky Tad Rhyan	268	Hattisburg GC, Hattiesburg, MS	70/6,280
1994	Brian Henninger*	135	Mike Sullivan	135	Annandale GC, Madison, MS	72/7,157
1995	Ed Dougherty	272	Gil Morgan	274	Annandale GC, Madison, MS	72/7,157
1996	Willie Wood	268	Kirk Triplett	269	Annandale GC, Madison, MS	72/7,157
1997	Billy Ray Brown	271	Mike Standly	272	Annandale GC, Madison, MS	72/7,157
1998	Fred Funk	270	Paul Goydos Franklin Langham Tim Loustalot	272	Annandale GC, Madison, MS	72/7,157
SOUTHERN FARM BUREAU CLASSIC						
1999	Brian Henninger	202	Chris DiMarco	205	Annandale GC, Madison, MS	72/7,199
2000	Steve Lowery*	266	Skip Kendall	266	Annandale GC, Madison, MS	72/7,199
2001	Cameron Beckman	269	Chad Campbell	270	Annandale GC, Madison, MS	72/7,199
2002	Luke Donald	201	Deane Pappas	202	Annandale GC, Madison, MS	72/7,199

*KEY: * = Playoff*

Sanderson Farms Championship

NOTES

*After entering the final round of the 2016 Sanderson Farms Championship trailing **Luke List** and **Chris Kirk** by one stroke, PGA TOUR rookie **Cody Gribble** carded a bogey-free, 7-under 65 for a four-stroke victory over List, Kirk and **Greg Owen** at the age of 26 years, 1 month and 10 days.*

*En route to his victory, **Cody Gribble** overcame a 1-over 73 in round one with a 9-under 63 in round two, just one shy of the Country Club of Jackson course record.*

***Cody Gribble**'s win came in his eighth career PGA TOUR start, with his only other top-10 finish coming at the 2016-17 season-opening Safeway Open (T8). Prior to that, a T21 finish at the 2014 U.S. Open marked Gribble's best finish on TOUR.*

*2016-17 PGA TOUR rookie **Xander Schauffele** offset two bogeys in the final round with a pair of eagles, both on par-4 holes. He first holed his approach shot at the second hole, then sank a greenside bunker shot at the short 15th. Schauffele finished in a tie for fifth at 15-under 273.*

*In his first start after finishing T8 at the season-opening Safeway Open, 2011 champion **Chris Kirk** posted four sub-par scores in his first start at the Country Club of Jackson to tie for second at 16-under 272 and claim his fourth consecutive top-10 finish in the Mississippi event (Won-2011, T10-2012, T9-2013, T2-2016).*

*On his first swing of the final round, **Steven Alker** aced the par-3 10th hole with a 5-iron from 212 yards. He went on to post a 1-under 71 to finish T35.*

*In his attempt to win the same week as fellow countryman **Hideki Matsuyama** won the World Golf Championships-HSBC Champions in Shanghai, China, **Hiroshi Iwata** posted rounds of 66-70-69-68 to finish T5.*

*With scores of 66-69-68-70—273 (-15), **Lucas Glover** finished T5 for his first top-10 since the 2015 Wells Fargo Championship (8). It also marked his first top-five finish since finishing tied for fourth at the 2013 Zurich Classic of New Orleans.*

TOURNAMENT HISTORY

Year	Winner	Score	Runner-up	Score	Location	Par/Yards
2003	John Huston	268	Brenden Pappas	269	Annandale GC, Madison, MS	72/7,199
2004	Fred Funk	266	Ryan Palmer	267	Annandale GC, Madison, MS	72/7,199
2005	Heath Slocum	267	Carl Pettersson Loren Roberts	269	Annandale GC, Madison, MS	72/7,199
2006	D.J. Trahan*	275	Joe Durant	275	Annandale GC, Madison, MS	72/7,199
VIKING CLASSIC						
2007	Chad Campbell	275	Johnson Wagner	276	Annandale GC, Madison, MS	72/7,199
2008	Will MacKenzie*	269	Brian Gay Marc Turnesa	269	Annandale GC, Madison, MS	72/7,199
2010	Bill Haas	273	Michael Allen	276	Annandale GC, Madison, MS	72/7,199
2011	Chris Kirk	266	George McNeill Tom Pernice, Jr.	267	Annandale GC, Madison, MS	72/7,199
TRUE SOUTH CLASSIC						
2012	Scott Stallings	264	Jason Bohn	266	Annandale GC, Madison, MS	72/7,202
SANDERSON FARMS CHAMPIONSHP						
2013	Woody Austin*	268	Cameron Beckman Daniel Summerhays	268	Annandale GC, Madison, MS	72/7,202
2014-15	Nick Taylor	272	Jason Bohn Boo Weekley	274	CC of Jackson, Jackson, MS	72/7,354
2015-16	Peter Malnati	270	William McGirt David Toms	271	CC of Jackson, Jackson, MS	72/7,364
2016-17	Cody Gribble	268	Chris Kirk Like List Greg Owen	272	CC of Jackson, Jackson, MS	72/7,421

*KEY: * = Playoff*



Stephan Jaeger, Max Homa and Cody Gribble walk across the third fairway during the second round of the Sanderson Farms Championship.

World Golf Championships-HSBC Champions

[The 4th of 43 events in the PGA TOUR Season]

Winner: HIDEKI MATSUYAMA
FedExCup Points: 550 $1,620,000
66-65-68-66 265 (-23)

Shanghai, China **October 24-30, 2016** **FedExCup Points: 550 (first)** **Purse: $9,500,000**
Sheshan International Golf Club **Par/Yards: 36-36—72/7,261**

LEADERS

First Round		Second Round		Third Round	
Rikard Karlberg	64 (-8)	Hideki Matsuyama	131 (-13)	Hideki Matsuyama	199 (-17)
Rickie Fowler	65 (-7)	Bill Haas	134 (-10)	Russell Knox	202 (-14)
Daniel Berger	66 (-6)	Russell Knox	134 (-10)	Daniel Berger	203 (-13)
Russell Knox	66 (-6)	Daniel Berger	136 (-8)	Bill Haas	204 (-12)
Hideki Matsuyama	66 (-6)	Richard Bland	136 (-8)	Francesco Molinari	204 (-12)
		Francesco Molinari	136 (-8)		

CUT: No cut. 78 players completed 72 holes.

WEATHER: **Thursday:** Cloudy and dreary conditions with a high of 62. Wind ENE 10-15 mph. **Friday:** Cloudy and breezy conditions with a high of 68 with temperatures dropping in the late afternoon to the high-50s. Wind NNW to NNE 10-20 mph with gusts of 25-30 mph. **Saturday:** Cloudy with a high of 59. Wind NNE 10-15 decreasing to 8-12 mph in the afternoon. **Sunday:** Mostly sunny with a high of 64. Wind ENE 8-12 mph.

ORDER OF FINISH

Player	Finish	Scores	Total	FedExCup Points	Money
Hideki Matsuyama	1	66-65-68-66	265	550.00	$1,620,000.00
Daniel Berger	T2	66-70-67-69	272	257.50	787,000.00
Henrik Stenson	T2	69-71-67-65	272	257.50	787,000.00
Bill Haas	T4	67-67-70-69	273	127.50	372,000.00
Rory McIlroy	T4	71-66-70-66	273	127.50	372,000.00
Ross Fisher	T6	69-68-69-68	274		235,333.34
Rickie Fowler	T6	65-73-68-68	274	96.33	235,333.33
Francesco Molinari	T6	67-69-68-70	274	96.33	235,333.33
Sergio Garcia	T9	68-72-69-67	276	80.50	170,000.00
Russell Knox	T9	66-68-68-74	276	80.50	170,000.00
Emiliano Grillo	11	72-67-71-67	277	73.00	148,000.00
Paul Casey	T12	67-70-72-69	278	67.00	134,000.00
Alexander Noren	T12	68-72-70-68	278		134,000.00
Thomas Pieters	T14	71-70-66-72	279		118,500.00
Adam Scott	T14	69-80-64-66	279	60.50	118,500.00
Matthew Fitzpatrick	T16	72-74-70-65	281		103,666.67
Joost Luiten	T16	72-68-71-70	281		103,666.67
Jason Kokrak	T16	70-73-67-71	281	55.00	103,666.66
Rafa Cabrera Bello	T19	71-74-68-69	282	51.50	93,000.00
Rikard Karlberg	T19	64-75-71-72	282		93,000.00
Matt Kuchar	T21	73-66-68-76	283	47.60	88,000.00
Xinjun Zhang	T21	68-69-70-76	283		88,000.00
Ashun Wu	T23	73-69-73-69	284		80,166.67
Tyrrell Hatton	T23	70-76-67-71	284		80,166.67
Justin Thomas	T23	71-70-72-71	284	39.47	$80,166.67
Chris Wood	T23	69-70-70-75	284		80,166.67
Shane Lowry	T23	74-68-65-77	284	39.47	80,166.66
Ryan Moore	T23	71-72-66-75	284	39.47	80,166.66
Lee Westwood	29	69-70-77-69	285		75,000.00
Richard Bland	T30	68-68-75-75	286		72,000.00
Roberto Castro	T30	73-74-73-66	286	28.33	72,000.00
Branden Grace	T30	73-75-71-67	286	28.33	72,000.00
Thongchai Jaidee	T30	70-73-73-70	286		72,000.00
Charl Schwartzel	T30	72-71-72-71	286	28.33	72,000.00
Dean Burmester	T35	68-70-74-75	287		67,000.00
Kevin Chappell	T35	70-71-72-74	287	21.53	67,000.00
J.B. Holmes	T35	71-74-70-72	287	21.53	67,000.00
Dustin Johnson	T35	74-74-70-69	287	21.53	67,000.00
Bernd Wiesberger	T35	71-72-73-71	287		67,000.00
George Coetzee	T40	69-79-68-72	288		62,000.00
Zecheng Dou	T40	77-70-72-69	288		62,000.00
Martin Kaymer	T40	72-68-74-74	288		62,000.00
Soren Kjeldsen	T40	73-75-72-68	288	15.86	62,000.00
Brooks Koepka	T40	73-70-69-76	288	15.86	62,000.00
Louis Oosthuizen	T45	71-75-69-74	289	12.18	58,500.00
Jhonattan Vegas	T45	79-71-73-66	289	12.18	58,500.00
Bradley Dredge	T47	72-73-74-71	290		55,000.00
Andrew Johnston	T47	75-69-69-77	290	10.20	55,000.00
K.T. Kim	T47	74-74-71-71	290		55,000.00
WC Liang	T47	72-75-72-71	290		55,000.00
Gary Woodland	T47	71-74-73-72	290	10.20	55,000.00
Gregory Bourdy	T52	74-70-76-71	291		51,500.00
Young-han Song	T52	75-74-72-70	291		$51,500.00
Scott Hend	T54	72-72-72-77	293		49,250.00
Kevin Na	T54	75-71-73-74	293	6.77	49,250.00
Hideto Tanihara	T54	73-73-73-74	293		49,250.00
Bubba Watson	T54	71-73-76-73	293	6.77	49,250.00
Alexander Levy	T58	72-75-73-74	294		47,750.00
Jordan Zunic	T58	72-75-75-72	294		47,750.00
Patrick Reed	T60	78-75-66-76	295	5.44	46,500.00
Chan Shih-chang	T60	79-74-71-71	295		46,500.00
Richard Sterne	T60	77-74-69-75	295		46,500.00
Byeong Hun An	T63	74-75-76-71	296	4.53	45,250.00
Si Woo Kim	T63	74-81-72-69	296	4.53	45,250.00
Hao Tong Li	T63	73-72-74-77	296		45,250.00
Sean O'Hair	T63	73-73-72-78	296	4.53	45,250.00
Scott Piercy	T63	79-72-74-71	296	4.53	45,250.00
Matthew Millar	T68	72-75-74-77	298		44,375.00
Miguel Tabuena	T68	72-76-72-78	298		44,375.00
Marcus Fraser	T70	78-73-71-77	299		43,625.00
Kevin Kisner	T70	72-80-69-78	299	3.23	43,625.00
Soomin Lee	T70	76-76-75-72	299		43,625.00
Jeunghun Wang	T70	82-76-69-72	299		43,625.00
Jacques Blaauw	74	76-73-77-75	301		43,000.00
Danny Willett	75	74-78-75-75	302	2.83	42,750.00
Huilin Zhang	76	72-78-76-79	305		42,500.00
Nathan Holman	T77	75-79-77-75	306		42,125.00
Jimmy Walker	T77	78-79-77-72	306	2.55	42,125.00

NOTES

***Hideki Matsuyama**, who began the final round with a three-shot lead over defending champion **Russell Knox**, fired a bogey-free 6-under 66 to win the 2016 World Golf Championships-HSBC Champions by seven strokes over **Henrik Stenson** and **Daniel Berger** at the age of 24 years, 8 months, 5 days in his 85th start on the PGA TOUR.*

Tournament Record:
264, Dustin Johnson (2013-14)
Current Course Record:
62, Danny Willett (2015-16), Martin Kaymer (2013-14)
Tournament Course Record:
60, Brandt Snedeker (2012) (Mission Hills GC)

TOURNAMENT HISTORY

Year	Winner	Score	Runner-up	Score	Location	Par/Yards
HSBC CHAMPIONS						
2005	David Howell	268	Tiger Woods	271	Sheshan International GC, Shanghai, China	72/7,143
2006	Y.E. Yang	274	Tiger Woods	276	Sheshan International GC, Shanghai, China	72/7,143
2007	Phil Mickelson*	278	Ross Fisher Lee Westwood	278	Sheshan International GC, Shanghai, China	72/7,143
2008	Sergio Garcia*	278	Oliver Wilson	278	Sheshan International GC, Shanghai, China	72/7,143
WORLD GOLF CHAMPIONSHIPS-HSBC CHAMPIONS						
2009	Phil Mickelson	271	Ernie Els	272	Sheshan International GC, Shanghai, China	72/7,199
2010	Francesco Molinari	269	Lee Westwood	270	Sheshan International GC, Shanghai, China	72/7,266
2011	Martin Kaymer	268	Fredrik Jacobson	271	Sheshan International GC, Shanghai, China	72/7,266
2012	Ian Poulter	267	Jason Dufner Ernie Els Phil Mickelson Scott Piercy	269	Mission Hills GC, Dongguan, China	72/7,301
2013-14	Dustin Johnson	264	Ian Poulter	267	Sheshan International GC, Shanghai, China	72/7,266
2014-15	Bubba Watson*	277	Tim Clark	277	Sheshan International GC, Shanghai, China	72/7,261
2015-16	Russell Knox	268	Kevin Kisner	270	Sheshan International GC, Shanghai, China	72/7,261
2016-17	Hideki Matsuyama	265	Daniel Berger Henrik Stenson	272	Sheshan International GC, Shanghai, China	72/7,261

** = Playoff*

Shriners Hospitals for Children Open

[The 5th of 43 events in the PGA TOUR Season]

Shriners Hospitals for Children Open

PAMPLING

Winner: ROD PAMPLING
FedExCup Points: 500 **$1,188,000**
60-68-71-65 **264 (-20)**

Las Vegas, NV **October 31-November 6, 2016** **FedExCup Points: 500 (first)** **Purse: $6,600,000**
TPC Summerlin **Par/Yards: 35-36—71/7,255**

LEADERS

First Round		Second Round		Third Round	
Rod Pampling	60 (-11)	Rod Pampling	128 (-14)	Lucas Glover	198 (-15)
John Huh	62 (-9)	Brooks Koepka	129 (-13)	Brooks Koepka	199 (-14)
Brooks Koepka	62 (-9)	Chris Kirk	131 (-11)	Rod Pampling	199 (-14)
Billy Horschel	64 (-7)	Aaron Wise	131 (-11)	Russell Henley	200 (-13)
Matt Jones	65 (-6)	Keegan Bradley	132 (-10)	Geoff Ogilvy	200 (-13)
Luke List	65 (-6)	James Hahn	132 (-10)		
Jon Rahm	65 (-6)	Pat Perez	132 (-10)		

CUT: 74 players at 3-under 139 from a field of 144 professionals.

WEATHER: **Thursday:** Sunny, with a high of 76. Wind NE 6-12 mph. **Friday:** Sunny, with a high of 78. Wind NNE 5-10 mph. **Saturday:** Sunny, with a high of 78. Wind light and variable. **Sunday:** Sunny, with a high of 75. Wind ESE 4-8 mph.

ORDER OF FINISH

Player	Finish	Scores	Total	FedExCup Points	Money
Rod Pampling	1	60-68-71-65	264	500.00	$1,188,000.00
Brooks Koepka	2	62-67-70-67	266	300.00	712,800.00
Lucas Glover	3	68-65-65-69	267	190.00	448,800.00
Harris English	T4	67-67-67-67	268	115.00	272,800.00
Francesco Molinari	T4	70-68-69-61	268	115.00	272,800.00
Geoff Ogilvy	T4	67-67-66-68	268	115.00	272,800.00
Keegan Bradley	T7	67-65-71-66	269	85.00	205,700.00
Pat Perez	T7	66-66-69-68	269	85.00	205,700.00
Kyle Stanley	T7	67-67-68-67	269	85.00	205,700.00
John Huh	T10	62-73-67-68	270	65.40	151,800.00
Sean O'Hair	T10	67-66-69-68	270	65.40	151,800.00
Cameron Smith	T10	66-68-68-68	270	65.40	151,800.00
Shawn Stefani	T10	66-70-68-66	270	65.40	151,800.00
Aaron Wise	T10	66-65-71-68	270		151,800.00
Stewart Cink	T15	70-68-67-66	271	47.00	92,840.00
James Hahn	T15	66-66-69-70	271	47.00	92,840.00
Brian Harman	T15	70-63-69-69	271	47.00	92,840.00
Charles Howell III	T15	67-67-67-70	271	47.00	92,840.00
Billy Hurley III	T15	68-71-66-66	271	47.00	92,840.00
Matt Jones	T15	65-68-69-69	271	47.00	92,840.00
Luke List	T15	65-69-73-64	271	47.00	92,840.00
Ryan Moore	T15	68-66-68-69	271	47.00	92,840.00
Jon Rahm	T15	65-69-69-68	271	47.00	$92,840.00
Russell Henley	T24	68-69-63-72	272	35.50	58,080.00
Scott Piercy	T24	68-68-65-71	272	35.50	58,080.00
Chez Reavie	T24	76-61-68-67	272	35.50	58,080.00
Ryan Brehm	T27	67-69-67-70	273	30.25	47,850.00
Alex Cejka	T27	69-67-70-67	273	30.25	47,850.00
Adam Hadwin	T27	70-64-67-72	273	30.25	47,850.00
Martin Laird	T27	70-69-69-65	273	30.25	47,850.00
Ryan Blaum	T31	67-70-68-69	274	23.60	39,138.00
John Senden	T31	66-70-69-69	274	23.60	39,138.00
Webb Simpson	T31	71-66-69-68	274	23.60	39,138.00
Brendan Steele	T31	68-71-67-68	274	23.60	39,138.00
Cameron Tringale	T31	69-68-69-68	274	23.60	39,138.00
Bryson DeChambeau	T36	72-66-70-67	275	18.00	31,086.00
Derek Fathauer	T36	67-67-72-69	275	18.00	31,086.00
Trey Mullinax	T36	66-69-72-68	275	18.00	31,086.00
Xander Schauffele	T36	68-70-68-69	275	18.00	31,086.00
Robert Streb	T36	70-66-67-72	275	18.00	31,086.00
Wesley Bryan	T41	70-68-69-69	276	12.21	23,100.00
Tony Finau	T41	72-65-65-74	276	12.21	23,100.00
Martin Flores	T41	67-67-77-65	276	12.21	23,100.00
Billy Horschel	T41	64-71-70-71	276	12.21	23,100.00
Davis Love III	T41	68-70-68-70	276	12.21	23,100.00
Lee McCoy	T41	68-70-67-71	276		23,100.00
Kyle Reifers	T41	71-67-66-72	276	12.21	23,100.00
Jonas Blixt	T48	68-70-68-71	277	8.25	16,588.00
Jason Bohn	T48	68-69-70-70	277	8.25	$16,588.00
Gonzalo Fdez-Castano	T48	70-68-69-70	277	8.25	16,588.00
Will MacKenzie	T48	72-67-67-71	277	8.25	16,588.00
Troy Merritt	T48	68-66-73-70	277	8.25	16,588.00
Seung-Yul Noh	T48	67-69-71-70	277	8.25	16,588.00
Graham DeLaet	T54	69-70-66-73	278	6.10	15,180.00
Michael Kim	T54	69-68-67-74	278	6.10	15,180.00
Nick Taylor	T54	68-68-72-70	278	6.10	15,180.00
Fabian Gomez	T57	70-69-70-70	279	5.30	14,718.00
Cheng Tsung Pan	T57	66-71-72-70	279	5.30	14,718.00
Seamus Power	T57	71-67-72-69	279	5.30	14,718.00
Harold Varner III	T57	67-71-69-72	279	5.30	14,718.00
Chad Campbell	T61	67-71-69-73	280	4.50	14,190.00
Chris Kirk	T61	66-65-75-74	280	4.50	14,190.00
Kevin Streelman	T61	67-71-73-69	280	4.50	14,190.00
Vaughn Taylor	T61	68-69-72-71	280	4.50	14,190.00
Ernie Els	T65	70-68-72-71	281	3.80	13,728.00
Cody Gribble	T65	72-66-72-71	281	3.80	13,728.00
Daniel Summerhays	T65	69-70-72-70	281	3.80	13,728.00
Brian Gay	T68	72-66-69-75	282	3.30	13,398.00
Mac Hughes	T68	69-70-73-70	282	3.30	13,398.00
Steve Marino	T70	72-64-74-73	283	2.95	13,134.00
Brett Stegmaier	T70	71-67-71-74	283	2.95	13,134.00
Smylie Kaufman	T72	71-67-75-71	284	2.75	12,870.00
Spencer Levin	T72	67-71-75-71	284	2.75	12,870.00
Jason Kokrak	74	71-68-74-74	287	2.60	12,672.00

The following players did not finish
(C=cut, W=withdrew, D=disqualified)

C—140-Blayne Barber, Zac Blair, David Hearn, Ryo Ishikawa, Sung Kang, Jamie Lovemark, Graeme McDowell, Bryce Molder, Carl Pettersson, Zack Sucher, Josh Teater, Michael Thompson, Kevin Tway, Boo Weekley, **141**-Aaron Baddeley, Jonathan Byrd, Miguel Angel Carballo, Bud Cauley, J.J. Henry, Kurt Kitayama, Tyrone Van Aswegen, Johnson Wagner, Richy Werenski, **142**-Ricky Barnes, Greg Chalmers, Andres Gonzales, Jim Herman, Marty Jertson, Patton Kizzire, Danny Lee, David Lingmerth, Vijay Singh, J.J. Spaun, **143**-Steven Alker, Steven Bowditch, Dominic Bozzelli, Bob Estes, Robert Garrigus, Mark Hubbard, William McGirt, Kevin Na, J.T. Poston, **144**-Brian Campbell, Jon Curran, Peter Malnati, Grayson Murray, **145**-Scott Brown, Ken Duke, Julian Etulain, Morgan Hoffmann, Hunter Mahan, Ollie Schniederjans, Brian Stuard, Bobby Wyatt, **146**-Matt Every, Scott Stallings, **147**-Charley Hoffman, Hiroshi Iwata, Patrick Rodgers, **148**-Tommy Gainey, Nick Watney, **149**-Greg Owen, **150**-Jimmy Walker, **151**-Sihwan Kim, **152**-Ben Martin. **W**—Colt Knost, **76**-Stuart Appleby, **73**-Kelly Kraft, Ben Crane, **71**-Nicholas Lindheim.

Tournament Record:
260, Ryan Moore (2012), Webb Simpson (2013-14)
Current Course Record:
60, J.J. Henry (2013-14), Rod Pampling (2016-17)
Tournament Course Record:
59, Chip Beck (1991) (Sunrise GC)

TOURNAMENT HISTORY

Year	Winner	Score	Runner-up	Score	Location	Par/Yards
PANASONIC LAS VEGAS PRO-CELEBRITY CLASSIC						
1983	Fuzzy Zoeller	340	Rex Caldwell	344	Las Vegas CC, Las Vegas, NV (H)	72/7,164
					Desert Inn CC, Las Vegas, NV	72/7,111
					Dunes CC, Las Vegas, NV	72/7,240
					Showboat CC, Las Vegas, NV	72/7,045
PANASONIC LAS VEGAS INVITATIONAL						
1984	Denis Watson	341	Andy Bean	342	Las Vegas CC, Las Vegas, NV (H)	72/7,164
					Desert Inn CC, Las Vegas, NV	72/7,111
					Showboat CC, Las Vegas, NV	72/7,045
					Tropicana CC, Las Vegas, NV	71/6,481
1985	Curtis Strange	338	Mike Smith	339	Las Vegas CC, Las Vegas, NV (H)	72/7,164
					Desert Inn CC, Las Vegas, NV	72/7,111
					Tropicana CC, Las Vegas, NV	71/6,481
1986	Greg Norman	333	Dan Pohl	340	Las Vegas CC, Las Vegas, NV (H)	72/7,164
					Desert Inn CC, Las Vegas, NV	72/7,111
					Spanish Trail G&CC, Las Vegas, NV	72/7,088
1987	Paul Azinger~	271	Hal Sutton	272	Las Vegas CC, Las Vegas, NV (H)	72/7,164
					Desert Inn CC, Las Vegas, NV	72/7,111
					Spanish Trail G&CC, Las Vegas, NV	72/7,088
1988	Gary Koch~	274	Peter Jacobsen	275	Las Vegas CC, Las Vegas, NV (H)	72/7,164
			Mark O'Meara		Desert Inn CC, Las Vegas, NV	72/7,111
					Spanish Trail G&CC, Las Vegas, NV	72/7,088
LAS VEGAS INVITATIONAL						
1989	Scott Hoch*	336	Robert Wrenn	336	Las Vegas CC, Las Vegas, NV (H)	72/7,164
					Desert Inn CC, Las Vegas, NV	72/7,111
					Spanish Trail G&CC, Las Vegas, NV	72/7,088

*KEY: * = Playoff ~ = Weather-shortened*

Shriners Hospitals for Children Open

Shriners Hospitals for Children Open

NOTES

*Australia's **Rod Pampling** drained a 32-foot birdie putt on the final hole to win the 2016 Shriners Hospitals for Children Open by two shots over **Brooks Koepka**. Pampling won at the age of 47 years, 1 month and 14 days in his 342nd PGA TOUR start, and 10 years, 7 months, 19 days since his last PGA TOUR win at the 2006 Arnold Palmer Invitational presented by Mastercard.*

*Prior to **Rod Pampling**, the previous five winners of the Shriners Hospitals for Children Open were under the age of 30 at the time of their win: **Smylie Kaufman** (2015), **Ben Martin** (2014), **Webb Simpson** (2013), **Ryan Moore** (2012) and **Kevin Na** (2011).*

*With his opening 60, **Rod Pampling** set the record for best start by a winner in Las Vegas. The previous-best low start by a champion was **Ryan Moore** who opened with a 61 en route to victory in 2012.*

*Grouped with **Rod Pampling** and **Lucas Glover**, **Brooks Koepka** carded a final-round 4-under 67 to finish solo-second. It marked his third runner-up finish on TOUR (2016 AT&T Byron Nelson, 2016 FedEx St. Jude Classic, 2016 Shriners Hospitals for Children Open).*

*Third-round leader **Lucas Glover** posted a 2-under 69 to finish three strokes back and alone in third. The third-place showing marked his best finish in six starts in the Shriners Hospitals for Children Open.*

***Francesco Molinari** posted a final-round 10-under 61 to move 40 spots up the leaderboard and finish T4.*

FRANCESCO MOLINARI

TOURNAMENT HISTORY

Year	Winner	Score	Runner-up	Score	Location	Par/Yards
1990	Bob Tway*	334	John Cook	334	Las Vegas CC, Las Vegas, NV (H)	72/7,164
					Desert Inn CC, Las Vegas, NV	72/7,111
					Spanish Trail G&CC, Las Vegas, NV	72/7,088
1991	Andrew Magee*	329	D.A. Weibring	329	Las Vegas CC, Las Vegas, NV (H)	72/7,164
					Desert Inn CC, Las Vegas, NV	72/7,111
					Sunrise GC, Las Vegas, NV	72/6,914
1992	John Cook	334	David Frost	336	Las Vegas CC, Las Vegas, NV	72/7,164
					Desert Inn CC, Las Vegas, NV	72/7,111
					TPC Summerlin, Las Vegas, NV (H)	72/7,243
1993	Davis Love III	331	Craig Stadler	339	Las Vegas CC, Las Vegas, NV	72/7,164
					Desert Inn CC, Las Vegas, NV	72/7,111
					TPC Summerlin, Las Vegas, NV (H)	72/7,243
1994	Bruce Lietzke	332	Robert Gamez	333	Las Vegas CC, Las Vegas, NV	72/7,164
					Las Vegas Hilton CC, Las Vegas, NV	71/6,815
					TPC Summerlin, Las Vegas, NV (H)	72/7,243
1995	Jim Furyk	331	Billy Mayfair	332	Las Vegas CC, Las Vegas, NV	72/7,162
					Las Vegas Hilton CC, Las Vegas, NV	71/6,815
					TPC Summerlin, Las Vegas, NV (H)	72/7,243
1996	Tiger Woods*	332	Davis Love III	332	TPC Summerlin, Las Vegas, NV (H)	72/7,243
					Desert Inn CC, Las Vegas, NV	72/7,095
					Las Vegas Hilton CC, Las Vegas, NV	71/6,815
1997	Bill Glasson	340	David Edwards	341	TPC Summerlin, Las Vegas, NV (H)	72/7,243
			Billy Mayfair		Desert Inn CC, Las Vegas, NV	72/7,200
					Las Vegas Hilton CC, Las Vegas, NV	72/7,164
1998	Jim Furyk	335	Mark Calcavecchia	336	TPC Summerlin, Las Vegas, NV (H)	72/7,243
					Desert Inn CC, Las Vegas, NV	72/7,193
					Las Vegas CC, Las Vegas, NV	72/7,164
1999	Jim Furyk	331	Jonathan Kaye	332	TPC Summerlin, Las Vegas, NV (H)	72/7,243
					Desert Inn CC, Las Vegas, NV	72/7,193
					Las Vegas CC, Las Vegas, NV	72/7,164
INVENSYS CLASSIC AT LAS VEGAS						
2000	Billy Andrade	332	Phil Mickelson	333	TPC Summerlin, Las Vegas, NV (H)	72/7,243
					Desert Inn CC, Las Vegas, NV	72/7,193
					Southern Highlands GC, Las Vegas, NV	72/7,247
2001	Bob Estes	329	Tom Lehman	330	TPC Summerlin, Las Vegas, NV (H)	72/7,243
			Rory Sabbatini		TPC Las Vegas, NV	71/7,019
					Southern Highlands GC, Las Vegas, NV	72/7,247
2002	Phil Tataurangi	330	Stuart Appleby	331	TPC Summerlin, Las Vegas, NV (H)	72/7,243
			Jeff Sluman		TPC Las Vegas, NV	71/7,063
					Southern Highlands GC, Las Vegas, NV	72/7,440
2003	Stuart Appleby*	328	Scott McCarron	328	TPC Summerlin, Las Vegas, NV (H)	72/7,243
					TPC Las Vegas, NV	71/7,063
					Southern Highlands GC, Las Vegas, NV	72/7,440
MICHELIN CHAMPIONSHIP AT LAS VEGAS						
2004	Andre Stolz	266	Harrison Frazar	267	TPC Summerlin, Las Vegas, NV (H)	72/7,243
			Tag Ridings		TPC Las Vegas, NV	71/7,019
			Tom Lehman		Bear's Best GC, Las Vegas, NV	72/7,219
2005	Wes Short, Jr.*	266	Jim Furyk	266	TPC Summerlin, Las Vegas, NV (H)	72/7,243
					TPC Las Vegas, NV	71/7,019

*KEY: * = Playoff ~ = Weather-shortened*

FRYS.COM OPEN						
2006	Troy Matteson	265	Daniel Chopra	266	TPC Summerlin, Las Vegas, NV (H)	72/7,243
			Ben Crane		TPC Las Vegas, NV	71/7,063
2007	George McNeill	264	D.J. Trahan	268	TPC Summerlin, Las Vegas, NV (H)	72/7,243
					TPC Las Vegas, NV	71/7,063
JUSTIN TIMBERLAKE SHRINERS HOSPITALS FOR CHILDREN OPEN						
2008	Marc Turnesa	263	Matt Kuchar	264	TPC Summerlin, Las Vegas, NV	72/7,243
2009	Martin Laird*	265	Chad Campbell	265	TPC Summerlin, Las Vegas, NV	71/7,223
			George McNeill			
2010	Jonathan Byrd*	263	Martin Laird	263	TPC Summerlin, Las Vegas, NV	71/7,224
			Cameron Percy			
2011	Kevin Na	261	Nick Watney	263	TPC Summerlin, Las Vegas, NV	71/7,243
2012	Ryan Moore	260	Brendon de Jonge	261	TPC Summerlin, Las Vegas, NV	71/7,243
SHRINERS HOSPITALS FOR CHILDREN OPEN						
2013-14	Webb Simpson	260	Jason Bohn	266	TPC Summerlin, Las Vegas, NV	71/7,243
			Ryo Ishikawa			
2014-15	Ben Martin	264	Kevin Streelman	266	TPC Summerlin, Las Vegas, NV	71/7,243
2015-16	Smylie Kaufman	268	Patton Kizzire	269	TPC Summerlin, Las Vegas, NV	71/7,255
			Cameron Tringale			
			Jason Bohn			
			Alex Cejka			
			Kevin Na			
			Brett Stegmaier			
2016-17	Rod Pampling	264	Brooks Koepka	266	TPC Summerlin, Las Vegas, NV	71/7,255

*KEY: * = Playoff ~ = Weather-shortened*

OHL Classic at Mayakoba

[The 6th of 43 events in the PGA TOUR Season]

OHL CLASSIC at mayakoba

PEREZ

Winner: PAT PEREZ
FedExCup Points: 500 **$1,260,001**
68-66-62-67 **263 (-21)**

Playa del Carmen, Mexico **November 7-13, 2016** **FedExCup Points: 500 (first)** **Purse: $7,000,010**
El Camaleon Golf Club **Par/Yards: 36-35—71/6,987**

LEADERS

First Round		Second Round		Third Round	
Chris Kirk	63 (-8)	Gary Woodland	129 (-13)	Gary Woodland	195 (-18)
Ben Crane	64 (-7)	Webb Simpson	130 (-12)	Pat Perez	196 (-17)
Camilo Villegas	64 (-7)	Scott Piercy	131 (-11)	Scott Piercy	197 (-16)
Gary Woodland	64 (-7)	Abraham Ancer	133 (-9)	Seamus Power	198 (-15)
Abraham Ancer	65 (-6)	Adam Hadwin	133 (-9)	Webb Simpson	199 (-14)
Nicholas Lindheim	65 (-6)	Charles Howell III	133 (-9)		
Scott Piercy	65 (-6)	John Huh	133 (-9)		
Webb Simpson	65 (-6)	Chris Kirk	133 (-9)		
Kevin Streelman	65 (-6)	Russell Knox	133 (-9)		
Aaron Wise	65 (-6)	Ben Martin	133 (-9)		
Pat Perez	68 (-3)	Pat Perez	134 (-8)		

CUT: 73 players at 2-under 140 from a field of 132 professionals.

WEATHER: **Thursday:** Partly cloudy, with a high of 85. Wind SNE 8-14 mph. **Friday:** Mostly sunny, with a high of 86. Wind ESE 10-18 mph. **Saturday:** Partly cloudy, with a high of 86. Wind E 5-10 mph. **Sunday:** Mostly sunny, with a high of 86. Wind E 8-14 mph.

ORDER OF FINISH

Player	Finish	Scores	Total	FedExCup Points	Money
Pat Perez	1	68-66-62-67	263	500.00	$1,260,001.80
Gary Woodland	2	64-65-66-70	265	300.00	756,001.08
Russell Knox	3	68-65-67-66	266	190.00	476,000.68
Chez Reavie	T4	70-67-63-67	267	115.00	289,333.75
Kevin Streelman	T4	65-73-64-65	267	115.00	289,333.75
Scott Piercy	T4	65-66-66-70	267	115.00	289,333.74
Charles Howell III	T7	69-64-69-66	268	85.00	218,166.98
Chris Kirk	T7	63-70-68-67	268	85.00	218,166.98
Luke List	T7	66-68-66-68	268	85.00	218,166.97
Emiliano Grillo	T10	68-69-66-67	270	70.00	175,000.25
Adam Hadwin	T10	67-66-70-67	270	70.00	175,000.25
Jhonattan Vegas	T10	69-67-65-69	270	70.00	175,000.25
Oscar Fraustro	T13	71-66-68-66	271		140,000.20
Martin Laird	T13	68-67-66-70	271	58.50	140,000.20
Ryan Blaum	T15	67-71-66-68	272	47.00	98,466.81
Keegan Bradley	T15	72-67-67-66	272	47.00	98,466.81
Stewart Cink	T15	74-64-65-69	272	47.00	98,466.81
Cody Gribble	T15	68-66-71-67	272	47.00	98,466.81
Jason Kokrak	T15	70-68-67-67	272	47.00	98,466.81
John Peterson	T15	71-69-64-68	272	47.00	98,466.81
Nick Taylor	T15	68-66-68-70	272	47.00	98,466.81
Ben Crane	T15	64-70-67-71	272	47.00	$98,466.80
Cameron Davis	T15	66-70-66-70	272		98,466.80
Martin Flores	T24	70-69-66-68	273	34.75	59,675.09
Graeme McDowell	T24	75-65-65-68	273	34.75	59,675.09
Marc Leishman	T24	70-65-69-69	273	34.75	59,675.08
Webb Simpson	T24	65-65-69-74	273	34.75	59,675.08
John Huh	T28	67-66-69-72	274	26.50	45,550.07
Steve Marino	T28	70-64-69-71	274	26.50	45,550.07
J.J. Spaun	T28	68-72-65-69	274	26.50	45,550.07
Camilo Villegas	T28	64-72-69-69	274	26.50	45,550.07
Brian Gay	T28	70-69-71-64	274	26.50	45,550.06
Anirban Lahiri	T28	69-67-66-72	274	26.50	45,550.06
Seamus Power	T28	68-66-64-76	274	26.50	45,550.06
Robert Garrigus	T35	68-72-65-70	275	18.00	33,050.05
Jamie Lovemark	T35	71-68-65-71	275	18.00	33,050.05
J.T. Poston	T35	69-71-64-71	275	18.00	33,050.05
Brett Stegmaier	T35	67-72-66-70	275	18.00	33,050.05
Brian Stuard	T35	69-68-68-70	275	18.00	33,050.05
Jason Bohn	T35	69-66-65-75	275	18.00	33,050.04
Chad Campbell	T35	74-66-66-69	275	18.00	33,050.04
Zac Blair	T42	70-69-68-69	276	12.50	25,200.04
Cameron Smith	T42	71-68-65-72	276	12.50	25,200.04
Wesley Bryan	T42	69-69-70-68	276	12.50	25,200.03
Ben Martin	T42	69-64-74-69	276	12.50	25,200.03
Bob Estes	T46	71-69-66-71	277	9.75	19,845.03
Cheng Tsung Pan	T46	71-67-69-70	277	9.75	19,845.03
Cameron Tringale	T46	71-66-67-73	277	9.75	$19,845.03
Hudson Swafford	T46	68-69-71-69	277	9.75	19,845.02
Jon Rahm	T50	67-69-69-73	278	7.50	16,884.03
Tyrone Van Aswegen	T50	68-67-70-73	278	7.50	16,884.03
Ryo Ishikawa	T50	69-71-71-67	278	7.50	16,884.02
Will MacKenzie	T50	71-67-66-74	278	7.50	16,884.02
Richy Werenski	T50	68-71-70-69	278	7.50	16,884.02
Aaron Wise	T55	65-71-71-72	279		15,820.03
Abraham Ancer	T55	65-68-74-72	279		15,820.02
Scott Brown	T55	67-69-73-70	279	5.60	15,820.02
Brian Harman	T55	70-70-72-67	279	5.60	15,820.02
Carlos Ortiz	T55	68-66-75-70	279		15,820.02
Vaughn Taylor	T60	68-71-67-74	280	4.50	15,050.03
Miguel Angel Carballo	T60	68-72-71-69	280	4.50	15,050.02
J.J. Henry	T60	69-71-69-71	280	4.50	15,050.02
Xander Schauffele	T60	72-63-73-72	280	4.50	15,050.02
Boo Weekley	T60	73-66-70-71	280	4.50	15,050.02
Mark Wilson	T60	66-73-71-70	280	4.50	15,050.02
Ryan Brehm	T66	73-67-70-71	281	3.60	14,420.02
Bryson DeChambeau	T66	70-68-69-74	281	3.60	14,420.02
Spencer Levin	T66	73-66-70-72	281	3.60	14,420.02
Ken Duke	T69	72-68-70-72	282	3.10	14,070.02
Jonathan Garrick	T69	70-67-74-71	282		14,070.02
Kevin Tway	71	73-67-73-70	283	2.90	13,860.02
Chris Stroud	72	69-71-73-72	285	2.80	13,720.02

The following players did not finish
(C=cut, W=withdrew, D=disqualified)

C—141-Jonas Blixt, Dominic Bozzelli, Bud Cauley, Rodolfo Cazaubon, Harris English, Andres Gonzales, Jim Herman, Charley Hoffman, Billy Horschel, Billy Hurley III, Jerry Kelly, Nicholas Lindheim, Trey Mullinax, Ian Poulter, Scott Stallings, **142**-Steven Alker, Jon Curran, Ernie Els, Gonzalo Fdez-Castano, Mac Hughes, Kyle Reifers, **143**-Ricky Barnes, K.J. Choi, Tony Finau, David Hearn, Michael Kim, Patrick Rodgers, Rory Sabbatini, Kyle Stanley, Shawn Stefani, Sebastian Vazquez, **144**-Alex Cejka, Derek Fathauer, Jim Furyk, Sung Kang, Jonathan Randolph, **145**-Julian Etulain, Fabian Gomez, Mark Hubbard, Matthew NeSmith, Seung-Yul Noh, Carl Pettersson, Zack Sucher, Michael Thompson, Harold Varner III, Johnson Wagner, **146**-Roberto Diaz, Hunter Mahan, **147**-Angel Cabrera, Luke Donald, Tim Wilkinson, **148**-Morgan Hoffmann, Peter Malnati, **149**-Rick Lamb, **150**-Matt Every, **151**-Ollie Schniederjans, **153**-Steven Bowditch. **W**—Si Woo Kim, Greg Chalmers, **137**-Danny Lee.

TOURNAMENT HISTORY

Year	Winner	Score	Runner-up	Score	Location	Par/Yards
MAYAKOBA GOLF CLASSIC AT RIVIERA MAYA-CANCUN						
2007	Fred Funk*	266	Jose Coceres	266	El Camaleon GC, Riviera Maya, Mexico	70/6,923
2008	Brian Gay	264	Steve Marino	266	El Camaleon GC, Riviera Maya, Mexico	70/6,923
2009	Mark Wilson	267	J.J. Henry	269	El Camaleon GC, Riviera Maya, Mexico	70/6,923
2010	Cameron Beckman	269	Joe Durant Brian Stuard	271	El Camaleon GC, Riviera Maya, Mexico	71/6,923
2011	Johnson Wagner*	267	Spencer Levin	267	El Camaleon GC, Riviera Maya, Mexico	71/6,923
MAYAKOBA GOLF CLASSIC						
2012	John Huh*	271	Robert Allenby	271	El Camaleon GC, Riviera Maya, Mexico	71/6,987
OHL CLASSIC AT MAYAKOBA						
2013-14	Harris English	263	Brian Stuard	267	El Camaleon GC, Playa del Carmen, Mexico	71/6,987
2014-15	Charley Hoffman	267	Shawn Stefani	268	El Camaleon GC, Playa del Carmen, Mexico	71/6,987
2015-16	Graeme McDowell*	266	Jason Bohn Russell Knox	266	El Camaleon GC, Playa del Carmen, Mexico	71/6,987
2016-17	Pat Perez	263	Gary Woodland	265	El Camaleon GC, Playa del Carmen, Mexico	71/6,987

*KEY: * = Playoff*

Tournament Record:
263, Harris English (2013-14), Pat Perez (2016-17)
Tournament Course Record:
61, Roland Thatcher (2008)

The RSM Classic

[The 7th of 43 events in the PGA TOUR Season]



Winner: MAC HUGHES
FedExCup Points: 500 **$1,080,000**
61-67-68-69 **265 (-17)**

Sea Island, GA **November 14-20, 2016** **FedExCup Points: 500** (first) **Purse: $6,000,000**
Seaside Course **Par/Yards: 35-35—70/7,005**
Plantation Course **Par/Yards: 36-36—72/7,058**

LEADERS

First Round		Second Round		Third Round	
Mac Hughes	61 (-9)	Mac Hughes	128 (-14)	Mac Hughes	196 (-16)
Jonathan Byrd	62 (-8)	Cheng Tsung Pan	130 (-12)	Billy Horschel	197 (-15)
Stewart Cink	62 (-8)	Blayne Barber	131 (-11)	Cheng Tsung Pan	197 (-15)
Blayne Barber	63 (-7)	Chad Campbell	131 (-11)	Camilo Villegas	197 (-15)
Hiroshi Iwata	65 (-7)	Chesson Hadley	131 (-11)	Chesson Hadley	198 (-14)
Kyle Stanley	65 (-7)	Hudson Swafford	131 (-11)		
Cameron Tringale	65 (-7)				

CUT: 36 HOLES: 80 players at 2-under 140 from a field of 156 professionals. 54 HOLES: 70 players at 4-under 208.

WEATHER: **Thursday:** Sunny, with a high of 74. Light, variable wind 4-8 mph. **Friday:** Sunny, with a high of 74. Wind ESE 4-8 mph. **Saturday:** Sunny, with a high of 77. Wind WSW 10-20 mph. **Sunday:** Sunny and cold, with a high of 62. Wind WNW 7-14 mph. **Monday:** Sunny and cold, with morning temperatures in the lower 40s. Wind WSW 5-7 mph.

ORDER OF FINISH

Won with a par-3 on the third playoff hole.

Player	Finish	Scores	Total	FedExCup Points	Money
Mac Hughes	1	61-67-68-69	265	500.00	$1,080,000.00
Blayne Barber	T2	63-68-68-66	265	183.75	396,000.00
Billy Horschel	T2	66-66-65-68	265	183.75	396,000.00
Henrik Norlander	T2	67-67-66-65	265		396,000.00
Camilo Villegas	T2	66-67-64-68	265	183.75	396,000.00
Jim Furyk	T6	64-69-68-67	268	88.75	194,250.00
Jamie Lovemark	T6	67-66-70-65	268	88.75	194,250.00
Cheng Tsung Pan	T6	66-64-67-71	268	88.75	194,250.00
Ollie Schniederjans	T6	66-68-66-68	268	88.75	194,250.00
Stewart Cink	T10	62-71-67-69	269	70.00	150,000.00
Russell Henley	T10	67-65-70-67	269	70.00	150,000.00
Patrick Rodgers	T10	69-65-65-70	269	70.00	150,000.00
Chad Campbell	T13	66-65-70-69	270	52.12	99,750.00
Bill Haas	T13	69-66-66-69	270	52.12	99,750.00
Jim Herman	T13	69-66-66-69	270	52.12	99,750.00
Charles Howell III	T13	67-65-67-71	270	52.12	99,750.00
Anirban Lahiri	T13	68-67-70-65	270	52.12	99,750.00
Luke List	T13	69-64-68-69	270	52.12	99,750.00
Chris Stroud	T13	69-67-68-66	270	52.12	99,750.00
Michael Thompson	T13	66-70-66-68	270	52.12	99,750.00
Jonathan Byrd	T21	62-70-70-69	271	38.25	60,000.00
Kelly Kraft	T21	67-66-73-65	271	38.25	60,000.00
Cameron Percy	T21	69-66-68-68	271	38.25	60,000.00
Kyle Stanley	T21	65-67-70-69	271	38.25	60,000.00
Brett Stegmaier	T21	68-67-68-68	271	38.25	$60,000.00
Tim Wilkinson	T21	67-67-69-68	271	38.25	60,000.00
John Huh	T27	68-69-67-68	272	28.75	41,700.00
Michael Kim	T27	64-70-69-69	272	28.75	41,700.00
Whee Kim	T27	70-65-70-67	272	28.75	41,700.00
William McGirt	T27	67-67-71-67	272	28.75	41,700.00
Andres Romero	T27	64-72-67-69	272	28.75	41,700.00
Cameron Tringale	T27	65-69-68-70	272	28.75	41,700.00
Robert Garrigus	T33	67-68-70-68	273	22.16	33,900.00
Sung Kang	T33	73-64-67-69	273	22.16	33,900.00
Scott Langley	T33	65-69-69-70	273		33,900.00
Ryan Armour	T36	68-69-66-71	274	16.00	25,833.34
Hiroshi Iwata	T36	65-67-71-71	274	16.00	25,833.34
Webb Simpson	T36	70-66-67-71	274	16.00	25,833.34
Luke Donald	T36	67-69-70-68	274	16.00	25,833.33
Lucas Glover	T36	66-67-70-71	274	16.00	25,833.33
Ian Poulter	T36	67-67-71-69	274	16.00	25,833.33
Tag Ridings	T36	68-67-71-68	274	16.00	25,833.33
Kevin Streelman	T36	67-69-66-72	274	16.00	25,833.33
Hudson Swafford	T36	64-67-73-70	274	16.00	25,833.33
Tyler Aldridge	T45	66-67-69-73	275	9.00	16,253.34
Jason Kokrak	T45	67-65-69-74	275	9.00	16,253.34
Josh Teater	T45	66-66-74-69	275		16,253.34
Martin Flores	T45	65-72-70-68	275	9.00	16,253.33
Chesson Hadley	T45	65-66-67-77	275	9.00	16,253.33
D.A. Points	T45	69-67-71-68	275	9.00	16,253.33
Rory Sabbatini	T45	67-70-69-69	275	9.00	16,253.33
Brandt Snedeker	T45	66-71-70-68	275	9.00	16,253.33
Steve Wheatcroft	T45	70-67-70-68	275	9.00	16,253.33
Steven Alker	T54	64-71-71-70	276	6.10	$13,800.00
Nicholas Lindheim	T54	67-70-67-72	276	6.10	13,800.00
Bryce Molder	T54	67-65-72-72	276	6.10	13,800.00
Zac Blair	T57	68-69-71-69	277	5.00	13,200.00
Jason Bohn	T57	69-66-73-69	277	5.00	13,200.00
Andres Gonzales	T57	65-72-68-72	277	5.00	13,200.00
Seung-Yul Noh	T57	66-66-71-74	277	5.00	13,200.00
Sam Saunders	T57	67-70-70-70	277	5.00	13,200.00
J.J. Spaun	T57	68-65-73-71	277	5.00	13,200.00
Robert Streb	T57	71-65-72-69	277	5.00	13,200.00
Ben Crane	64	66-70-71-71	278	4.20	12,720.00
Jon Curran	T65	69-68-67-75	279	3.90	12,540.00
Morgan Hoffmann	T65	70-66-65-78	279	3.90	12,540.00
Brett Drewitt	T67	67-68-71-74	280	3.40	12,240.00
Spencer Levin	T67	69-68-71-72	280	3.40	12,240.00
Will MacKenzie	T67	66-69-71-74	280	3.40	12,240.00
Scott Stallings	70	68-67-72-75	282	3.00	12,000.00
Ryan Blaum	T71	67-70-72	209	2.80	11,760.00
Julian Etulain	T71	71-66-72	209	2.80	11,760.00
Kevin Tway	T71	66-68-75	209	2.80	11,760.00
Anders Albertson	T74	68-68-74	210		11,280.00
Brad Fritsch	T74	72-64-74	210	2.40	11,280.00
Seamus Power	T74	67-70-73	210	2.40	11,280.00
Chase Seiffert	T74	71-65-74	210		11,280.00
Nick Taylor	T74	66-71-73	210	2.40	11,280.00
Mark Hubbard	79	70-65-76	211	2.10	10,920.00
Roberto Castro	80	70-67-75	212	2.00	10,800.00

The following players did not finish
(C=cut, W=withdrew, D=disqualified)

C—138-Mark Anderson, Eric Axley, Ricky Barnes, Kevin Chappell, K.J. Choi, Harris English, Jason Gore, Chris Kirk, Patton Kizzire, Rick Lamb, George McNeill, Sebastian Munoz, Greg Owen, Carl Pettersson, Jonathan Randolph, Brian Stuard, Zack Sucher, **139**-Stuart Appleby, Wesley Bryan, Cody Gribble, Tom Hoge, Max Homa, Matt Jones, Si Woo Kim, Kyle Reifers, Mark Silvers, Johnson Wagner, Richy Werenski, Mark Wilson, **140**-Ryan Brehm, Bud Cauley, Joel Dahmen, Ernie Els, Gonzalo Fdez-Castano, Zach Johnson, Kevin Kisner, Trey Mullinax, Tyrone Van Aswegen, Zach Wright, Bobby Wyatt, **141**-Brad Adamonis, Jonas Blixt, Brendon de Jonge, Bryson DeChambeau, Peter Malnati, Steve Marino, Ben Martin, John Merrick, **142**-Chad Collins, Derek Ernst, Brandon Hagy, Matt Kuchar, Davis Love III, Xander Schauffele, **143**-Brian Harman, Michael Johnson, Troy Merritt, Marc Turnesa, **144**-Tommy Gainey, Brian Gay, TimH, J.T. Poston, Vijay Singh, **145**-Dominic Bozzelli, Miguel Angel Carballo, Ken Duke, Heath Slocum, **146**-Nicholas Thompson, D.J. Trahan, **147**-Brian Campbell, Matt Every, **148**-Josh Broadaway, **149**-Hunter Mahan, Boo Weekley, **154**-Tim Weinhart, **164**-Steven Bowditch.

Tournament Record:
260, Kevin Kisner (2015-16)
Tournament Course Record:
60, Tommy Gainey (2012) (Seaside)
64, Sung Kang (2016-17) (Plantation)

TOURNAMENT HISTORY

Year	Winner	Score	Runner-up	Score	Location	Par/Yards
MCGLADREY CLASSIC						
2010	Heath Slocum	266	Bill Haas	267	Seaside Course, Sea Island, GA	70/7,005
2011	Ben Crane*	265	Webb Simpson	265	Seaside Course, Sea Island, GA	70/7,005
2012	Tommy Gainey	264	David Toms	265	Seaside Course, Sea Island, GA	70/7,005
2013-14	Chris Kirk	266	Briny Baird Tim Clark	267	Seaside Course, Sea Island, GA	70/7,005
2014-15	Robert Streb*	266	Brendon de Jonge Will MacKenzie	266	Seaside Course, Sea Island, GA	70/7,005
THE RSM CLASSIC						
2015-16	Kevin Kisner	260	Kevin Chappell	266	Seaside Course, Sea Island, GA Plantation Course, Sea Island, GA	70/7,005 72/7,058
2016-17	Mac Hughes*	265	Blayne Barber Billy Horschel Henrik Norlander Camilo Villegas	265	Seaside Course, Sea Island, GA Plantation Course, Sea Island, GA	70/7,005 72/7,058

*KEY: * = Playoff*

SBS Tournament of Champions

[The 8th of 43 events in the PGA TOUR Season]

SBS TOURNAMENT OF CHAMPIONS

THOMAS

Winner: JUSTIN THOMAS
FedExCup Points: 500 $1,220,000
67-67-67-69 270 (-22)

Kapalua, Maui, HI **January 2-8, 2017** **FedExCup Points: 500 (first)** **Purse: $6,100,000**
Plantation Course at Kapalua **Par/Yards: 36-37—73/7,452**

LEADERS

First Round		Second Round		Third Round	
Jimmy Walker	65 (-8)	Ryan Moore	134 (-12)	Justin Thomas	201 (-18)
Jim Herman	67 (-6)	Justin Thomas	134 (-12)	Hideki Matsuyama	203 (-16)
Ryan Moore	67 (-6)	Patrick Reed	135 (-11)	William McGirt	205 (-14)
Justin Thomas	67 (-6)	Jimmy Walker	135 (-11)	Ryan Moore	205 (-14)
Daniel Berger	68 (-5)	Jason Dufner	136 (-10)	Jimmy Walker	205 (-14)
Jason Dufner	68 (-5)				

CUT: No cut. All 32 players completed 72 holes.

WEATHER: **Thursday:** Mostly clear skies with an isolated shower in the afternoon. High of 73. Wind NNE 5-10 mph. **Friday:** Sunny. High of 75. Wind NNE 10-15 mph. **Saturday:** Mostly sunny. High of 75. Wind NNE 10-15 mph. **Sunday:** Sunny. High of 76. Wind ENE 10-15 mph.

ORDER OF FINISH

Player	Finish	Scores	Total	FedExCup Points	Money
Justin Thomas	1	67-67-67-69	270	500.00	$1,220,000.00
Hideki Matsuyama	2	69-68-66-70	273	300.00	712,000.00
Ryan Moore	T3	67-67-71-71	276	145.00	359,000.00
Pat Perez	T3	69-71-69-67	276	145.00	359,000.00
Jordan Spieth	T3	72-69-70-65	276	145.00	359,000.00
Dustin Johnson	T6	69-70-69-69	277	91.66	210,000.00
Patrick Reed	T6	70-65-72-70	277	91.66	210,000.00
Brendan Steele	T6	72-67-67-71	277	91.66	210,000.00
Tony Finau	T9	70-68-70-70	278	75.00	172,333.34
William McGirt	T9	70-69-66-73	278	75.00	172,333.33
Jimmy Walker	T9	65-70-70-73	278	75.00	$172,333.33
Jason Day	T12	70-69-70-70	279	62.50	147,000.00
Jim Herman	T12	67-71-72-69	279	62.50	147,000.00
Daniel Berger	T14	68-70-70-72	280	55.00	122,000.00
Cody Gribble	T14	69-72-69-70	280	55.00	122,000.00
Brandt Snedeker	T14	70-70-69-71	280	55.00	122,000.00
Rod Pampling	T17	69-71-72-69	281	49.00	98,333.34
Charley Hoffman	T17	71-70-71-69	281	49.00	98,333.33
Russell Knox	T17	71-69-68-73	281	49.00	98,333.33
Fabian Gomez	20	70-68-71-73	282	45.00	88,000.00
Jason Dufner	21	68-68-72-75	283	43.00	84,000.00
James Hahn	T22	74-70-68-72	284	40.00	78,500.00
Brian Stuard	T22	72-71-70-71	284	40.00	$78,500.00
Vaughn Taylor	24	72-71-69-73	285	37.00	74,000.00
Aaron Baddeley	T25	70-73-74-69	286	34.00	70,000.00
Mac Hughes	T25	73-72-73-68	286	34.00	70,000.00
Bubba Watson	T25	72-72-71-71	286	34.00	70,000.00
Greg Chalmers	28	71-72-70-74	287	31.00	66,000.00
Billy Hurley III	29	74-73-72-72	291	29.50	64,000.00
Si Woo Kim	T30	75-70-69-78	292	27.25	62,500.00
Jhonattan Vegas	T30	72-76-70-74	292	27.25	62,500.00
Branden Grace	32	73-74-71-75	293	25.00	61,000.00

NOTES

***Justin Thomas**, who won the CIMB Classic for the second straight year to earn his way into the SBS Tournament of Champions, followed three consecutive 6-under 67s with a final-round 4-under 69, good for a three-stroke victory over **Hideki Matsuyama**.*

***Justin Thomas** earned his third PGA TOUR victory in his 73rd start at the age of 23 years, 8 months, 10 days. By comparison, the youngest winner of the SBS Tournament of Champions was **Tiger Woods**, winning in 1997 at the age of 21 years, 13 days.*

*Of the 11 players making their SBS Tournament of Champions debut, **Tony Finau** and **William McGirt** posted the best performance, tying for ninth. The other first-time winners in the field included: **Daniel Berger**, **Greg Chalmers**, **Branden Grace**, **Cody Gribble**, **Jim Herman**, **Mac Hughes**, **Billy Hurley III**, **Si Woo Kim** and **Brian Stuard**.*

TOURNAMENT HISTORY

Year	Winner	Score	Runner-up	Score	Location	Par/Yards
TOURNAMENT OF CHAMPIONS						
1953	Al Besselink	280	Chandler Harper	281	Desert Inn CC, Las Vegas, NV	72/7,209
1954	Art Wall	278	Al Besselink Lloyd Mangrum	284	Desert Inn CC, Las Vegas, NV	72/7,209
1955	Gene Littler	280	Jerry Barber Pete Cooper Bob Toski	293	Desert Inn CC, Las Vegas, NV	72/7,209
1956	Gene Littler	281	Cary Middlecoff	285	Desert Inn CC, Las Vegas, NV	72/7,209
1957	Gene Littler	285	Billy Casper Jimmy Demaret Dow Finsterwald Billy Maxwell	288	Desert Inn CC, Las Vegas, NV	72/7,209
1958	Stan Leonard	275	Billy Casper	276	Desert Inn CC, Las Vegas, NV	72/7,209
1959	Mike Souchak	281	Art Wall	283	Desert Inn CC, Las Vegas, NV	72/7,209
1960	Jerry Barber	268	Jay Hebert	272	Desert Inn CC, Las Vegas, NV	72/7,209
1961	Sam Snead	273	Tommy Bolt	280	Desert Inn CC, Las Vegas, NV	72/7,209
1962	Arnold Palmer	276	Billy Casper	277	Desert Inn CC, Las Vegas, NV	72/7,209
1963	Jack Nicklaus	273	Tony Lema Arnold Palmer	278	Desert Inn CC, Las Vegas, NV	72/7,209
1964	Jack Nicklaus	279	Al Geiberger Doug Sanders	281	Desert Inn CC, Las Vegas, NV	72/7,209
1965	Arnold Palmer	277	Chi Chi Rodriguez	279	Desert Inn CC, Las Vegas, NV	72/7,209
1966	Arnold Palmer*	283	Gay Brewer	283	Desert Inn CC, Las Vegas, NV	72/7,209
1967	Frank Beard	278	Arnold Palmer	279	Stardust CC, Las Vegas, NV	71/6,725
1968	Don January	276	Julius Boros	277	Stardust CC, Las Vegas, NV	71/6,725
1969	Gary Player	284	Lee Trevino	286	La Costa CC, Carlsbad, CA	72/6,911
1970	Frank Beard	273	Billy Casper Tony Jacklin Gary Player	280	La Costa CC, Carlsbad, CA	72/6,911
1971	Jack Nicklaus	279	Bruce Devlin Gary Player Dave Stockton	287	La Costa CC, Carlsbad, CA	72/6,911
1972	Bobby Mitchell*	280	Jack Nicklaus	280	La Costa CC, Carlsbad, CA	72/6,911
1973	Jack Nicklaus	276	Lee Trevino	277	La Costa CC, Carlsbad, CA	72/6,911
1974	Johnny Miller	280	Bud Allin John Mahaffey	281	La Costa CC, Carlsbad, CA	72/6,911
1975	Al Geiberger*	277	Gary Player	277	La Costa CC, Carlsbad, CA	72/6,911
1976	Don January	277	Hubert Green	282	La Costa CC, Carlsbad, CA	72/6,911

*KEY: * = Playoff*

SBS Tournament of Champions

Sentry TOURNAMENT OF CHAMPIONS

NOTES

*FedExCup points leader **Hideki Matsuyama** finished runner-up to **Justin Thomas** for the second time in the 2016-17 season (2016 CIMB Classic).*

***Justin Thomas**' win at the SBS Tournament of Champions came in just his second start, as he finished T21 in his debut in 2016. The win made him the first multiple winner on the PGA TOUR in the 2016-17 PGA TOUR Season.*

***Justin Thomas** hit 31 consecutive greens in regulation, including 18 of 18 in round two, marking the first time in his career he hit every green in a PGA TOUR round.*

*Defending champion **Jordan Spieth** closed with an 8-under 65 to finish T3 in his attempt to become the first player to successfully defend at Kapalua since **Geoff Ogilvy** (2009-10). Spieth led the field with 26 birdies and tied for the most double bogeys or worse (3).*

JORDAN SPIETH

Tournament Record:
261, Ernie Els (2003)
Current Course Record:
62, K.J. Choi (2003), Graeme McDowell (2011), Jason Day, Chris Kirk (2014-15)

TOURNAMENT HISTORY

Year	Winner	Score	Runner-up	Score	Location	Par/Yards
MONY TOURNAMENT OF CHAMPIONS						
1977	Jack Nicklaus*	281	Bruce Lietzke	281	La Costa CC, Carlsbad, CA	72/6,911
1978	Gary Player	281	Andy North Lee Trevino	283	La Costa CC, Carlsbad, CA	72/6,911
1979	Tom Watson	275	Bruce Lietzke Jerry Pate	281	La Costa CC, Carlsbad, CA	72/6,911
1980	Tom Watson	276	Jim Colbert	279	La Costa CC, Carlsbad, CA	72/6,911
1981	Lee Trevino	273	Raymond Floyd	275	La Costa CC, Carlsbad, CA	72/6,911
1982	Lanny Wadkins	280	Andy Bean David Graham Craig Stadler Ron Streck	283	La Costa CC, Carlsbad, CA	72/6,911
1983	Lanny Wadkins	280	Raymond Floyd	281	La Costa CC, Carlsbad, CA	72/6,911
1984	Tom Watson	274	Bruce Lietzke	279	La Costa CC, Carlsbad, CA	72/7,022
1985	Tom Kite	275	Mark McCumber	281	La Costa CC, Carlsbad, CA	72/7,022
1986	Calvin Peete	267	Mark O'Meara	273	La Costa CC, Carlsbad, CA	72/7,022
1987	Mac O'Grady	278	Rick Fehr	279	La Costa CC, Carlsbad, CA	72/7,022
1988	Steve Pate~	202	Larry Nelson	203	La Costa CC, Carlsbad, CA	72/7,022
1989	Steve Jones	279	David Frost Jay Haas	282	La Costa CC, Carlsbad, CA	72/7,022
1990	Paul Azinger	272	Ian Baker-Finch	273	La Costa CC, Carlsbad, CA	72/7,022
INFINITI TOURNAMENT OF CHAMPIONS						
1991	Tom Kite	272	Lanny Wadkins	273	La Costa CC, Carlsbad, CA	72/7,022
1992	Steve Elkington*	279	Brad Faxon	279	La Costa CC, Carlsbad, CA	72/7,022
1993	Davis Love III	272	Tom Kite	273	La Costa CC, Carlsbad, CA	72/7,022
MERCEDES CHAMPIONSHIP						
1994	Phil Mickelson*	276	Fred Couples	276	La Costa CC, Carlsbad, CA	72/7,022
1995	Steve Elkington*	278	Bruce Lietzke	278	La Costa CC, Carlsbad, CA	72/7,022
1996	Mark O'Meara	271	Nick Faldo Scott Hoch	274	La Costa CC, Carlsbad, CA	72/7,022
1997	Tiger Woods*~	202	Tom Lehman	202	La Costa CC, Carlsbad, CA	72/7,022
1998	Phil Mickelson	271	Mark O'Meara Tiger Woods	272	La Costa CC, Carlsbad, CA	72/7,022
1999	David Duval	266	Billy Mayfair Mark O'Meara	275	The Plantation Course, Kapalua, HI	73/7,263
2000	Tiger Woods*	276	Ernie Els	276	The Plantation Course, Kapalua, HI	73/7,263
2001	Jim Furyk	274	Rory Sabbatini	275	The Plantation Course, Kapalua, HI	73/7,263
2002	Sergio Garcia*	274	David Toms	274	The Plantation Course, Kapalua, HI	73/7,263
2003	Ernie Els	261	K.J. Choi Rocco Mediate	269	The Plantation Course, Kapalua, HI	73/7,263
2004	Stuart Appleby	270	Vijay Singh	271	The Plantation Course, Kapalua, HI	73/7,263
2005	Stuart Appleby	271	Jonathan Kaye	272	The Plantation Course, Kapalua, HI	73/7,263
2006	Stuart Appleby*	284	Vijay Singh	284	The Plantation Course, Kapalua, HI	73/7,411
MERCEDES-BENZ CHAMPIONSHIP						
2007	Vijay Singh	278	Adam Scott	280	The Plantation Course, Kapalua, HI	73/7,411
2008	Daniel Chopra*	274	Steve Stricker	274	The Plantation Course, Kapalua, HI	73/7,411
2009	Geoff Ogilvy	268	Anthony Kim Davis Love III	274	The Plantation Course, Kapalua, HI	73/7,411
SBS CHAMPIONSHIP						
2010	Geoff Ogilvy	270	Rory Sabbatini	271	The Plantation Course, Kapalua, HI	73/7,411
HYUNDAI TOURNAMENT OF CHAMPIONS						
2011	Jonathan Byrd*	268	Robert Garrigus	268	The Plantation Course, Kapalua, HI	73/7,411
2012	Steve Stricker	269	Martin Laird	272	The Plantation Course, Kapalua, HI	73/7,411
2013	Dustin Johnson	203	Steve Stricker	207	The Plantation Course, Kapalua, HI	73/7,452
2013-14	Zach Johnson	273	Jordan Spieth	274	The Plantation Course, Kapalua, HI	73/7,452
2014-15	Patrick Reed*	271	Jimmy Walker	271	The Plantation Course, Kapalua, HI	73/7,452
2015-16	Jordan Spieth	262	Patrick Reed	270	The Plantation Course, Kapalua, HI	73/7,452
SBS TOURNAMENT OF CHAMPIONS						
2016-17	Justin Thomas	270	Hideki Matsuyama	273	The Plantation Course, Kapalua, HI	73/7,452

*KEY: * = Playoff ~ = Weather-shortened*

Sony Open in Hawaii

[The 9th of 43 events in the PGA TOUR Season]

Winner: JUSTIN THOMAS
FedExCup Points: 500 $1,080,000
59-64-65-65 253 (-27)

Honolulu, HI **January 9-15, 2017** **FedExCup Points: 500 (first)** **Purse: $6,000,000**
Waialae Country Club **Par/Yards: 35-35—70/7,044**

LEADERS

First Round		Second Round		Third Round	
Justin Thomas	59 (-11)	Justin Thomas	123 (-17)	Justin Thomas	188 (-22)
Hudson Swafford	62 (-8)	Gary Woodland	128 (-12)	Zach Johnson	195 (-15)
Rory Sabbatini	63 (-7)	Zach Johnson	130 (-10)	Justin Rose	196 (-14)
Tony Finau	64 (-6)	Justin Rose	130 (-10)	Hudson Swafford	196 (-14)
Russell Henley	64 (-6)	Hudson Swafford	130 (-10)	Gary Woodland	196 (-14)
Billy Hurley III	64 (-6)				
Russell Knox	64 (-6)				
Jamie Lovemark	64 (-6)				
Cameron Smith	64 (-6)				
Shawn Stefani	64 (-6)				
Gary Woodland	64 (-6)				

CUT: 36 HOLES: 82 professionals at 3-under 137 from a field of 142 professionals and two amateurs. **54 HOLES:** 73 players at 4-under 206.

WEATHER: Thursday: Partly cloudy. High of 82. Wind S 5-10 mph. **Friday:** Mostly sunny. High of 82. Wind S 5 mph. **Saturday:** Mostly sunny and hazy. High of 83. Wind S 4-8 mph. **Sunday:** Mostly cloudy and hazy. High of 83. Wind SSE 6-12 mph.

ORDER OF FINISH

Player	Finish	Scores	Total	FedExCup Points	Money
Justin Thomas	1	59-64-65-65	253	500.00	$1,080,000.00
Justin Rose	2	66-64-66-64	260	300.00	648,000.00
Jordan Spieth	3	65-67-66-63	261	190.00	408,000.00
Kevin Kisner	T4	70-67-60-65	262	122.50	264,000.00
Jamie Lovemark	T4	64-68-65-65	262	122.50	264,000.00
Zach Johnson	T6	69-61-65-68	263	95.00	208,500.00
Gary Woodland	T6	64-64-68-67	263	95.00	208,500.00
Charles Howell III	T8	65-66-68-65	264	82.50	180,000.00
Chez Reavie	T8	67-67-69-61	264	82.50	180,000.00
Jim Herman	10	66-67-67-65	265	75.00	162,000.00
Russell Knox	T11	64-67-66-69	266	67.50	144,000.00
Sean O'Hair	T11	66-69-67-64	266	67.50	144,000.00
Luke List	T13	67-64-69-67	267	53.14	102,857.15
Webb Simpson	T13	66-65-69-67	267	53.14	102,857.15
Brian Gay	T13	69-64-67-67	267	53.14	102,857.14
Branden Grace	T13	67-68-65-67	267	53.14	102,857.14
Bill Haas	T13	67-66-67-67	267	53.14	102,857.14
Russell Henley	T13	64-67-68-68	267	53.14	102,857.14
Hudson Swafford	T13	62-68-66-71	267	53.14	102,857.14
Tony Finau	T20	64-67-68-69	268	39.21	62,571.43
Billy Hurley III	T20	64-68-68-68	268	39.21	62,571.43
Michael Kim	T20	67-67-68-66	268	39.21	62,571.43
Marc Leishman	T20	68-66-66-68	268	39.21	62,571.43
Henrik Norlander	T20	67-65-68-68	268		62,571.43
Michael Thompson	T20	65-68-72-63	268	39.21	$62,571.43
Brian Harman	T20	66-67-66-69	268	39.21	62,571.42
Mac Hughes	T27	68-65-68-68	269	26.55	39,100.00
John Huh	T27	68-69-69-63	269	26.55	39,100.00
Kelly Kraft	T27	69-67-65-68	269	26.55	39,100.00
Peter Malnati	T27	69-66-69-65	269	26.55	39,100.00
Hideki Matsuyama	T27	66-67-67-69	269	26.55	39,100.00
Ollie Schniederjans	T27	66-67-66-70	269	26.55	39,100.00
Cameron Smith	T27	64-68-69-68	269	26.55	39,100.00
Hideto Tanihara	T27	67-65-67-70	269		39,100.00
Y.E. Yang	T27	67-65-71-66	269	26.55	39,100.00
Andres Gonzales	T36	68-68-66-68	270	16.00	25,833.34
James Hahn	T36	68-68-66-68	270	16.00	25,833.34
Ben Martin	T36	66-68-67-69	270	16.00	25,833.34
Stewart Cink	T36	66-70-68-66	270	16.00	25,833.33
Kevin Na	T36	67-67-67-69	270	16.00	25,833.33
Kyle Stanley	T36	71-66-66-67	270	16.00	25,833.33
Shawn Stefani	T36	64-70-67-69	270	16.00	25,833.33
Daniel Summerhays	T36	66-68-66-70	270	16.00	25,833.33
Tim Wilkinson	T36	67-67-67-69	270	16.00	25,833.33
Daniel Berger	T45	65-67-69-70	271	10.25	18,060.00
Ryan Brehm	T45	68-68-64-71	271	10.25	18,060.00
Rory Sabbatini	T45	63-69-70-69	271	10.25	18,060.00
Brian Stuard	T45	66-71-68-66	271	10.25	18,060.00
Bryson DeChambeau	T49	69-67-66-70	272	7.28	14,430.00
Satoshi Kodaira	T49	65-66-70-71	272		14,430.00
David Lingmerth	T49	67-67-70-68	272	7.28	14,430.00
William McGirt	T49	68-69-66-69	272	7.28	14,430.00
Bryce Molder	T49	72-61-72-67	272	7.28	14,430.00
Seamus Power	T49	69-66-67-70	272	7.28	$14,430.00
Robert Streb	T49	68-67-67-70	272	7.28	14,430.00
Richy Werenski	T49	65-69-69-69	272	7.28	14,430.00
Zac Blair	T57	70-66-70-67	273	5.20	13,320.00
Trey Mullinax	T57	69-68-68-68	273	5.20	13,320.00
Scott Piercy	T57	66-66-71-70	273	5.20	13,320.00
Vijay Singh	T57	65-70-70-68	273	5.20	13,320.00
Vaughn Taylor	T57	68-69-65-71	273	5.20	13,320.00
Jason Bohn	62	66-68-67-73	274	4.60	12,960.00
Gonzalo Fdez-Castano	63	67-68-71-69	275	4.40	12,840.00
Scott Brown	T64	70-67-69-70	276	3.90	12,540.00
Rod Pampling	T64	68-66-71-71	276	3.90	12,540.00
J.T. Poston	T64	68-67-71-70	276	3.90	12,540.00
Miguel Tabuena	T64	67-65-72-72	276		12,540.00
Billy Horschel	68	69-67-69-72	277	3.40	12,240.00
Jon Curran	T69	65-71-70-72	278	3.03	12,000.00
Pat Perez	T69	67-67-68-76	278	3.03	12,000.00
Jared Sawada	T69	68-66-71-73	278		12,000.00
Fabian Gomez	72	69-66-71-73	279	2.80	11,760.00
Ken Duke	73	71-65-70-74	280	2.70	11,640.00
Ryan Blaum	T74	70-67-70	207	2.40	11,280.00
Chad Campbell	T74	71-62-74	207	2.40	11,280.00
Fred Funk	T74	71-66-70	207	2.40	11,280.00
Hyung-Sung Kim	T74	68-69-70	207		11,280.00
Tag Ridings	T74	70-67-70	207	2.40	11,280.00
Whee Kim	79	68-69-72	209	2.10	10,920.00
Brandon Hagy	T80	67-69-74	210	1.95	10,740.00
Cameron Percy	T80	69-67-74	210	1.95	10,740.00
Carl Pettersson	82	69-67-75	211	1.80	10,560.00

The following players did not finish
(C=cut, W=withdrew, D=disqualified, A=amateur)

C—138-Jonas Blixt, Chad Collins, Jason Dufner, Harris English, J.J. Henry, Sung Kang, Smylie Kaufman, Jerry Kelly, Colt Knost, Parker McLachlin, John Peterson, Patrick Rodgers, Harold Varner III, Jimmy Walker, Boo Weekley, **139**-Ricky Barnes, Greg Chalmers, Cody Gribble, David Hearn, Mark Hubbard, Daisuke Kataoka, Soren Kjeldsen, Yusaku Miyazato, Seung-Yul Noh, John Oda (A), Cheng Tsung Pan, Xander Schauffele, Brandt Snedeker, Nick Taylor, Camilo Villegas, **140**-Steven Alker, Wesley Bryan, Paul Casey, John Chin, Brent Grant (A), John Senden, David Toms, **141**-Keegan Bradley, Bob Estes, Matt Every, Derek Fathauer, Morgan Hoffmann, Chris Kirk, Will MacKenzie, Ryan Palmer, J.J. Spaun, Kevin Tway, Tyrone Van Aswegen, Johnson Wagner, **142**-Miguel Angel Carballo, Bud Cauley, K.J. Choi, Ben Crane, Anirban Lahiri, Spencer Levin, Troy Merritt, Kyle Reifers, **144**-Steve Marino, **146**-Tadd Fujikawa, Hiroshi Iwata, **147**-Kevin Hayashi, Nicholas Lindheim.

Tournament Record:
253, Justin Thomas (2016-17)
Current Course Record:
59, Justin Thomas (2016-17)

TOURNAMENT HISTORY

Year	Winner	Score	Runner-up	Score	Location	Par/Yards
HAWAIIAN OPEN						
1965	Gay Brewer*	281	Bob Goalby	281	Waialae CC, Honolulu, HI	72/7,234
1966	Ted Makalena	271	Gay Brewer	274	Waialae CC, Honolulu, HI	72/7,234
1967	Dudley Wysong*	284	Billy Casper Billy Casper	284	Waialae CC, Honolulu, HI	72/7,234
1968	Lee Trevino	272	George Archer	274	Waialae CC, Honolulu, HI	72/7,234
1969	Bruce Crampton	274	Jack Nicklaus	278	Waialae CC, Honolulu, HI	72/7,234
1970	No Tournament					
1971	Tom Shaw	273	Miller Barber	274	Waialae CC, Honolulu, HI	72/7,234
1972	Grier Jones*	274	Bob Murphy	274	Waialae CC, Honolulu, HI	72/7,234
1973	John Schlee	273	Orville Moody	275	Waialae CC, Honolulu, HI	72/7,234
1974	Jack Nicklaus	271	Eddie Pearce	274	Waialae CC, Honolulu, HI	72/7,234
1975	Gary Groh	274	Al Geiberger	275	Waialae CC, Honolulu, HI	72/7,234
1976	Ben Crenshaw	270	Hale Irwin	274	Waialae CC, Honolulu, HI	72/7,234
1977	Bruce Lietzke	273	Larry Nelson Don January Takashi Murakami	276	Waialae CC, Honolulu, HI	72/7,234
1978	Hubert Green*	274	Bill Kratzert	274	Waialae CC, Honolulu, HI	72/7,234
1979	Hubert Green	267	Fuzzy Zoeller	270	Waialae CC, Honolulu, HI	72/7,234
1980	Andy Bean	266	Lee Trevino	269	Waialae CC, Honolulu, HI	72/7,234
1981	Hale Irwin	265	Don January	271	Waialae CC, Honolulu, HI	72/7,234
1982	Wayne Levi	277	Scott Simpson	278	Waialae CC, Honolulu, HI	72/7,234
1983	Isao Aoki	268	Jack Renner	269	Waialae CC, Honolulu, HI	72/7,234
1984	Jack Renner*	271	Wayne Levi	271	Waialae CC, Honolulu, HI	72/7,234
1985	Mark O'Meara	267	Craig Stadler	268	Waialae CC, Honolulu, HI	72/6,975
1986	Corey Pavin	272	Paul Azinger	274	Waialae CC, Honolulu, HI	72/6,975
1987	Corey Pavin*	270	Craig Stadler	270	Waialae CC, Honolulu, HI	72/6,975

*KEY: * = Playoff*

Sony Open in Hawaii

NOTES

Justin Thomas *recorded a final-round 5-under 65 on his way to a seven-stroke victory over* ***Justin Rose*** *at the Sony Open in Hawaii, earning his fourth PGA TOUR victory in his 74th start at the age of 23 years, 8 months, 17 days.*

Justin Thomas*' 72-hole total of 253 set a new PGA TOUR record, previously held by* ***Tommy Armour III*** *at the 2003 Valero Texas Open (254). In addition, he topped the Sony Open in Hawaii tournament record by three strokes, held previously by* ***Russell Henley*** *(2013).*

Justin Thomas *opened the Sony Open in Hawaii with an 11-under 59, becoming the seventh player (eight times) to record a sub-60 round on the PGA TOUR. At the age of 23 years, 8 months, 14 days, he became the youngest player in PGA TOUR history to post a sub-60 round, besting* ***David Duval*** *who did so at the 1999 CareerBuilder Challenge (27 years, 2 months, 15 days).*

Among the PGA TOUR records ***Justin Thomas*** *set at the 2017 Sony Open in Hawaii included the best 54-hole score (188; tied with* ***Steve Stricker****) and lowest opening 36-hole score (123).*

Justin Thomas *became the fourth player to win the Sony Open in Hawaii in wire-to-wire fashion (no ties), joining* ***K.J. Choi*** *(2008),* ***Paul Azinger*** *(2000) and* ***Howard Twitty*** *(1993).*

At 60 years, 6 months, 30 days, ***Fred Funk*** *topped his own record from 2016 as the oldest player to make the cut at the Sony Open in Hawaii. Making his 24th start at the Sony Open, Funk later failed to make the 54-hole cut.*

FRED FUNK

TOURNAMENT HISTORY

Year	Winner	Score	Runner-up	Score	Location	Par/Yards
1988	Lanny Wadkins	271	Richard Zokol	272	Waialae CC, Honolulu, HI	72/6,975
1989	Gene Sauers~	197	David Ogrin	198	Waialae CC, Honolulu, HI	72/6,975
1990	David Ishii	279	Paul Azinger	280	Waialae CC, Honolulu, HI	72/6,975
UNITED HAWAIIAN OPEN						
1991	Lanny Wadkins	270	John Cook	274	Waialae CC, Honolulu, HI	72/6,975
UNITED AIRLINES HAWAIIAN OPEN						
1992	John Cook	265	Paul Azinger	267	Waialae CC, Honolulu, HI	72/6,975
1993	Howard Twitty	269	Joey Sindelar	273	Waialae CC, Honolulu, HI	72/6,975
1994	Brett Ogle	269	Davis Love III	270	Waialae CC, Honolulu, HI	72/6,975
1995	John Morse	269	Tom Lehman	272	Waialae CC, Honolulu, HI	72/6,975
			Duffy Waldorf			
1996	Jim Furyk*	277	Brad Faxon	277	Waialae CC, Honolulu, HI	72/6,975
1997	Paul Stankowski*	271	Jim Furyk	271	Waialae CC, Honolulu, HI	72/7,012
			Mike Reid			
1998	John Huston	260	Tom Watson	267	Waialae CC, Honolulu, HI	72/7,012
SONY OPEN IN HAWAII						
1999	Jeff Sluman	271	Davis Love III	273	Waialae CC, Honolulu, HI	70/7,060
			Jeff Maggert			
			Len Mattiace			
			Chris Perry			
			Tommy Tolles			
2000	Paul Azinger	261	Stuart Appleby	268	Waialae CC, Honolulu, HI	70/7,060
2001	Brad Faxon	260	Tom Lehman	264	Waialae CC, Honolulu, HI	70/7,060
2002	Jerry Kelly	266	John Cook	267	Waialae CC, Honolulu, HI	70/7,060
2003	Ernie Els*	264	Aaron Baddeley	264	Waialae CC, Honolulu, HI	70/7,060
2004	Ernie Els*	262	Harrison Frazar	262	Waialae CC, Honolulu, HI	70/7,060
2005	Vijay Singh	269	Ernie Els	270	Waialae CC, Honolulu, HI	70/7,060
2006	David Toms	261	Chad Campbell	266	Waialae CC, Honolulu, HI	70/7,060
			Rory Sabbatini			
2007	Paul Goydos	266	Luke Donald	267	Waialae CC, Honolulu, HI	70/7,044
			Charles Howell III			
2008	K.J. Choi	266	Rory Sabbatini	269	Waialae CC, Honolulu, HI	70/7,044
2009	Zach Johnson	265	Adam Scott	267	Waialae CC, Honolulu, HI	70/7,044
			David Toms			
2010	Ryan Palmer	265	Robert Allenby	266	Waialae CC, Honolulu, HI	70/7,044
2011	Mark Wilson	264	Tim Clark	366	Waialae CC, Honolulu, HI	70/7,044
			Steve Marino			
2012	Johnson Wagner	267	Harrison Frazar	269	Waialae CC, Honolulu, HI	70/7,044
			Charles Howell III			
			Sean O'Hair			
			Carl Pettersson			
2013	Russell Henley	256	Tim Clark	259	Waialae CC, Honolulu, HI	70/7,044
2013-14	Jimmy Walker	263	Chris Kirk	264	Waialae CC, Honolulu, HI	70/7,044
2014-15	Jimmy Walker	257	Scott Piercy	266	Waialae CC, Honolulu, HI	70/7,044
2015-16	Fabian Gomez*	260	Brandt Snedeker	260	Waialae CC, Honolulu, HI	70/7,044
2016-17	Justin Thomas	253	Justin Rose	260	Waialae CC, Honolulu, HI	70/7,044

*KEY: * = Playoff ~ = Weather-shortened*

CareerBuilder Challenge

[The 10th of 43 events in the PGA TOUR Season]

CAREER BUILDER CHALLENGE EST. 1960

SWAFFORD

Winner: HUDSON SWAFFORD
FedExCup Points: 500 $1,044,000
65-65-71-67 268 (-20)

La Quinta, CA **January 16-22, 2017** **FedExCup Points: 500 (first)** **Purse: $5,800,000**

Stadium Course at PGA West **Par/Yards: 36-36–72/7,113**
Nicklaus Tournament Course **Par/Yards: 36-36–72/7,159**
La Quinta Country Club **Par/Yards: 36-36–72/7,060**

LEADERS	First Round	Second Round	Third Round
	Dominic Bozzelli 64 (-8)	Hudson Swafford 130 (-14)	Adam Hadwin 199 (-17)
	Patton Kizzire 65 (-7)	Dominic Bozzelli 131 (-13)	Dominic Bozzelli 200 (-16)
	Hudson Swafford 65 (-7)	Danny Lee 131 (-13)	Chad Campbell 201 (-15)
	Harold Varner III 65 (-7)	Brian Harman 132 (-12)	Bud Cauley 201 (-15)
	Jhonattan Vegas 65 (-7)	Brendan Steele 132 (-12)	Brian Harman 201 (-15)
			Hudson Swafford 201 (-15)

CUT: 77 players at 5-under-par 211 from a field of 156 professionals.

WEATHER: Thursday: Overcast, with light morning rain. Mostly sunny in the afternoon, with a high of 64. Wind W 8-15 mph. **Friday:** Overcast, with intermittent rain throughout the day. High of 61. Wind NE to SSE 8-15 mph. **Saturday:** Sunny, with a high of 63. Wind NW 10-15 mph, with gusts of 25 mph. **Sunday:** Cloudy, with intermittent rain throughout the day. High of 61. Wind SSE 8-15 mph.

ORDER OF FINISH

Player	Finish	Scores	Total	FedExCup Points	Money
Hudson Swafford	1	65-65-71-67	268	500.00	$1,044,000.00
Adam Hadwin	2	71-69-59-70	269	300.00	626,400.00
Bud Cauley	T3	69-67-65-69	270	162.50	336,400.00
Brian Harman	T3	67-65-69-69	270	162.50	336,400.00
Dominic Bozzelli	5	64-67-69-71	271	110.00	232,000.00
Chad Campbell	T6	66-69-66-71	272	95.00	201,550.00
Brendan Steele	T6	68-64-70-70	272	95.00	201,550.00
Scott Stallings	8	67-71-69-66	273	85.00	179,800.00
Martin Laird	T9	68-66-71-69	274	75.00	156,600.00
Sean O'Hair	T9	67-69-69-69	274	75.00	156,600.00
Richy Werenski	T9	69-67-68-70	274	75.00	156,600.00
Charles Howell III	T12	67-68-70-70	275	58.00	113,680.00
Francesco Molinari	T12	69-73-66-67	275	58.00	113,680.00
Grayson Murray	T12	68-69-67-71	275	58.00	113,680.00
Chez Reavie	T12	68-70-67-70	275	58.00	113,680.00
Patrick Reed	T12	69-71-70-65	275	58.00	113,680.00
Robert Garrigus	T17	68-69-66-73	276	48.00	84,100.00
Bill Haas	T17	68-72-68-68	276	48.00	84,100.00
Whee Kim	T17	70-73-63-70	276	48.00	84,100.00
Greg Owen	T17	67-67-72-70	276	48.00	84,100.00
Michael Kim	T21	66-72-71-68	277	40.00	62,640.00
Chris Kirk	T21	69-66-68-74	277	40.00	62,640.00
Phil Mickelson	T21	68-66-73-70	277	40.00	62,640.00
Seamus Power	T21	67-70-71-69	277	40.00	62,640.00
Keegan Bradley	T25	69-72-68-69	278	29.50	$41,502.23
Tim Wilkinson	T25	71-68-70-69	278	29.50	41,502.23
Steven Alker	T25	69-70-68-71	278	29.50	41,502.22
Ryan Blaum	T25	66-71-71-70	278	29.50	41,502.22
Brian Campbell	T25	71-69-70-68	278	29.50	41,502.22
Jason Dufner	T25	71-66-73-68	278	29.50	41,502.22
Kevin Kisner	T25	70-69-71-68	278	29.50	41,502.22
Anirban Lahiri	T25	69-72-64-73	278	29.50	41,502.22
Geoff Ogilvy	T25	67-69-68-74	278	29.50	41,502.22
J.T. Poston	T34	69-68-71-71	279	19.00	28,668.58
Zac Blair	T34	67-69-71-72	279	19.00	28,668.57
David Lingmerth	T34	69-68-71-71	279	19.00	28,668.57
Jon Rahm	T34	71-66-70-72	279	19.00	28,668.57
Nick Taylor	T34	72-68-70-69	279	19.00	28,668.57
Jhonattan Vegas	T34	65-75-68-71	279	19.00	28,668.57
Aaron Wise	T34	68-68-71-72	279		28,668.57
Lucas Glover	T41	72-67-69-72	280	11.55	19,230.23
Scott Piercy	T41	69-69-71-71	280	11.55	19,230.23
Jon Curran	T41	71-69-71-69	280	11.55	19,230.22
Ken Duke	T41	69-72-69-70	280	11.55	19,230.22
Andres Gonzales	T41	69-72-65-74	280	11.55	19,230.22
Danny Lee	T41	67-64-76-73	280	11.55	19,230.22
Luke List	T41	67-70-70-73	280	11.55	19,230.22
Shawn Stefani	T41	74-69-67-70	280	11.55	19,230.22
Vaughn Taylor	T41	68-72-67-73	280	11.55	19,230.22
Roberto Castro	T50	70-68-70-73	281	6.86	13,702.50
Ryo Ishikawa	T50	69-69-72-71	281	6.86	13,702.50
Patton Kizzire	T50	65-71-73-72	281	6.86	$13,702.50
Nicholas Lindheim	T50	71-72-66-72	281	6.86	13,702.50
Bryce Molder	T50	69-68-70-74	281	6.86	13,702.50
Trey Mullinax	T50	71-73-67-70	281	6.86	13,702.50
Henrik Norlander	T50	70-70-71-70	281		13,702.50
J.J. Spaun	T50	66-73-69-73	281	6.86	13,702.50
Steven Bowditch	T58	70-70-69-73	282	4.70	12,586.00
Scott Brown	T58	67-71-72-72	282	4.70	12,586.00
Paul Casey	T58	67-69-71-75	282	4.70	12,586.00
Brandon Hagy	T58	69-72-67-74	282	4.70	12,586.00
David Hearn	T58	71-70-68-73	282	4.70	12,586.00
John Peterson	T58	73-68-69-72	282	4.70	12,586.00
Kenny Pigman	T58	71-70-70-71	282		12,586.00
Ollie Schniederjans	T58	71-70-69-72	282	4.70	12,586.00
Ryan Armour	T66	71-68-70-74	283	3.50	11,890.00
Chris Evans	T66	71-72-68-72	283		11,890.00
D.A. Points	T66	72-67-72-72	283	3.50	11,890.00
Webb Simpson	T66	75-70-66-72	283	3.50	11,890.00
Miguel Angel Carballo	T70	67-72-71-74	284	2.95	11,542.00
Kevin Na	T70	71-70-69-74	284	2.95	11,542.00
Smylie Kaufman	T72	71-69-71-74	285	2.75	11,310.00
Rory Sabbatini	T72	70-72-69-74	285	2.75	11,310.00
Tag Ridings	74	73-71-66-76	286	2.60	11,136.00
Aaron Baddeley	T75	69-69-71-78	287	2.45	10,962.00
Ryan Brehm	T75	70-71-69-77	287	2.45	10,962.00
Peter Malnati	77	71-69-71-77	288	2.30	10,788.00

The following players did not finish
(C=cut, W=withdrew, D=disqualified)

C—212-Stewart Cink, Ben Crane, Graham DeLaet, Bob Estes, Fabian Gomez, Hunter Mahan, Brian Stuard, Harold Varner III, Boo Weekley, **213**-Alex Cejka, Bryson DeChambeau, Brad Fritsch, Zach Johnson, Sung Kang, Steve Marino, Troy Merritt, Cameron Percy, Jonathan Randolph, Nick Watney, **214**-Angel Cabrera, Chad Collins, Brett Stegmaier, Camilo Villegas, Johnson Wagner, **215**-Jonas Blixt, Joel Dahmen, Martin Flores, Emiliano Grillo, Russell Henley, J.J. Henry, Jerry Kelly, Spencer Levin, Ben Martin, William McGirt, Ryan Palmer, Brandon Stone, **216**-Mark Anderson, Blayne Barber, Ricky Barnes, Gonzalo Fdez-Castano, Seung-Yul Noh, Sam Saunders, Kevin Streelman, Daniel Summerhays, Michael Thompson, **217**-Brian Gay, Charley Hoffman, Mark Hubbard, Soren Kjeldsen, Carl Pettersson, **218**-Mark Brooks, Derek Fathauer, Max Homa, Colt Knost, Kelly Kraft, Cheng Tsung Pan, Cameron Smith, Zack Sucher, D.J. Trahan, Bobby Wyatt, **219**-Wesley Bryan, Julian Etulain, Jamie Lovemark, Sebastian Munoz, Cameron Tringale, Mark Wilson, **220**-Rick Lamb, Will MacKenzie, John Senden, Tyrone Van Aswegen, **221**-John Huh, **222**-Charlie Beljan, Kyle Reifers, Xander Schauffele, **224**-Matt Every, Kevin Tway, **226**-Brett Drewitt, **227**-Jason Bohn, **229**-Andrew Loupe.

TOURNAMENT HISTORY

Year	Winner	Score	Runner-up	Score	Location	Par/Yards
PALM SPRINGS GOLF CLASSIC						
1960	Arnold Palmer	338	Fred Hawkins	341	Bermuda Dunes CC, Palm Springs, CA	72/6,837
					Indian Wells CC, Indian Wells, CA	72/6,478
					Tamarisk CC, Palm Springs, CA	72/6,869
					Thunderbird CC, Palm Springs, CA (H)	71
1961	Billy Maxwell	345	Doug Sanders	347	Bermuda Dunes CC, Palm Springs, CA	72/6,837
					Indian Wells CC, Indian Wells, CA	72/6,478
					Tamarisk CC, Palm Springs, CA (H)	72/6,869
					Thunderbird CC, Palm Springs, CA	71
					Eldorado CC, Palm Springs, CA	72/6,708
1962	Arnold Palmer	342	Jay Hebert	345	Bermuda Dunes CC, Palm Springs, CA (H)	72/6,837
			Gene Littler		Indian Wells CC, Indian Wells, CA	72/6,478
					Tamarisk CC, Palm Springs, CA	72/6,869
					Thunderbird CC, Palm Springs, CA	71
					Eldorado CC, Palm Springs, CA	72/6,708
1963	Jack Nicklaus*	345	Gary Player	345	Bermuda Dunes CC, Palm Springs, CA	72/6,837
					Indian Wells CC, Indian Wells, CA (H)	72/6,478
					Tamarisk CC, Palm Springs, CA	72/6,869
					Eldorado CC, Palm Springs, CA	72/6,708
1964	Tommy Jacobs*	353	Jimmy Demaret	353	Bermuda Dunes CC, Palm Springs, CA	72/6,837
					Indian Wells CC, Indian Wells, CA	72/6,478
					Eldorado CC, Palm Springs, CA (H)	72/6,708
					La Quinta CC, La Quinta, CA	72/6,911

*KEY: * = Playoff (H) = Host course*

CareerBuilder Challenge

NOTES

Beginning the final round of the 2017 CareerBuilder Challenge two strokes off the lead at 15-under 201, ***Hudson Swafford*** *birdied three of his last four holes (Nos. 15-17) to claim his first career PGA TOUR victory by a stroke over Canada's* ***Adam Hadwin*** *in his 93rd TOUR start at the age of 29 years, 4 months, 13 days.*

With his win at the 2017 CareerBuilder Challenge, ***Hudson Swafford*** *became the 12th former Georgia Bulldog to win on the PGA TOUR and first since* ***Bubba Watson*** *at the 2016 Genesis Open.*

In round three of the 2017 CareerBuilder Challenge, Canada's ***Adam Hadwin*** *made the history books by posting a 13-under 59. In doing so, he vaulted to the top of the leaderboard through 54 holes, leading by a stroke over rookie* ***Dominic Bozzelli****.*

ADAM HADWIN

Tournament Record:
260, Patrick Reed (2013-14)

Current Course Record:
59, Adam Hadwin (2016-17) (La Quinta CC)
62, Kevin Na, David Lingmerth (2015-16) (PGA West/Tournament)
63, Whee Kim (2012), Johnathan Fricke (2008) (PGA West Stadium Course)

Other Tournament Course Record:
59, David Duval (1999) (PGA West/Palmer Course)

TOURNAMENT HISTORY

Year	Winner	Score	Runner-up	Score	Location	Par/Yards
BOB HOPE DESERT CLASSIC						
1965	Billy Casper	348	Tommy Aaron Arnold Palmer	349	Bermuda Dunes CC, Palm Springs, CA (H) Indian Wells CC, Indian Wells, CA Eldorado CC, Palm Springs, CA La Quinta CC, La Quinta, CA	72/6,837 72/6,478 72/6,708 72/6,911
1966	Doug Sanders*	349	Arnold Palmer	349	Bermuda Dunes CC, Palm Springs, CA Indian Wells CC, Indian Wells, CA (H) Eldorado CC, Palm Springs, CA La Quinta CC, La Quinta. CA	72,6,837 72/6,478 72/6,708 72/6,911
1967	Tom Nieporte	349	Doug Sanders	350	Bermuda Dunes CC, Palm Springs, CA Indian Wells CC, Indian Wells, CA Eldorado CC, Palm Springs, CA La Quinta CC, La Quinta, CA (H)	72,6,837 72/6,478 72/6,708 72/6,911
1968	Arnold Palmer*	348	Deane Beman	348	Bermuda Dunes CC, Palm Springs, CA (H) Indian Wells CC, Indian Wells, CA Eldorado CC, Pa!m Springs, CA La Quinta CC, La Quinta, CA	72/6,837 72/6,478 72/6,708 72/6,911
1969	Billy Casper	345	Dave Hill	348	Bermuda Dunes CC, Palm Springs, CA Indian Wells CC, Indian Wells, CA (H) Tamarisk CC, Palm Springs, CA La Quinta CC, La Quinta, CA	72/6,837 72/6,478 72/6,869 72/6,911
1970	Bruce Devlin	339	Larry Ziegler	343	Bermuda Dunes CC, Palm Springs, CA Indian Wells CC, Indian Wells, CA Eldorado CC, Palm Springs, CA La Quinta CC, La Quinta, CA (H)	72/6,837 72/6,478 72/6,708 72/6,911
1971	Arnold Palmer*	342	Raymond Floyd	342	Bermuda Dunes CC, Palm Springs, CA (H) Indian Wells CC, Indian Wells, CA Tamarisk CC, Palm Springs, CA La Quinta CC, La Quinta, CA	72/6,837 72/6,478 72/6,869 72/6,911
1972	Bob Rosburg	344	Lanny Wadkins	345	Bermuda Dunes CC, Palm Springs, CA Indian Wells CC, Indian Wells, CA (H) Eldorado CC, Palm Springs, CA La Quinta CC, La Quinta, CA	72/6,837 72/6,478 72/6,708 72/6,911
1973	Arnold Palmer	343	Johnny Miller Jack Nicklaus	345	Bermuda Dunes CC, Palm Springs, CA (H) Indian Wells CC, Indian Wells, CA Tamarisk CC, Palm Springs, CA La Quinta CC, La Quinta, CA	72/6,837 72/6,478 72/6,869 72/6,911
1974	Hubert Green	341	Bert Yancey	343	Bermuda Dunes CC, Palm Springs, CA Indian Wells CC, Indian Wells, CA (H) Eldorado CC, Palm Springs, CA La Quinta CC, La Quinta, CA	72/6,837 72/6,478 72/6,708 72/6,911
1975	Johnny Miller	339	Bob Murphy	342	Bermuda Dunes CC, Palm Springs, CA (H) Indian Wells CC, Indian Wells, CA Tamarisk CC, Palm Springs, CA La Quinta CC, La Quinta, CA	72/6,837 72/6,478 72/6,869 72/6,911
1976	Johnny Miller	344	Rik Massengale	347	Bermuda Dunes CC, Palm Springs, CA Indian Wells CC, Indian Wells, CA (H) Eldorado CC, Palm Springs, CA La Quinta CC, La Quinta, CA	72/6,837 72/6,478 72/6,708 72/6,911
1977	Rik Massengale	337	Bruce Lietzke	343	Bermuda Dunes CC, Palm Springs, CA Indian Wells CC, Indian Wells, CA Tamarisk CC, Palm Springs, CA La Quinta CC, La Quinta, CA (H)	72/6,837 72/6,478 72/6,869 72/6,911
1978	Bill Rogers	339	Jerry McGee	341	Bermuda Dunes CC, Palm Springs, CA (H) Indian Wells CC, Indian Wells, CA Eldorado CC, Palm Springs, CA La Quinta CC, La Quinta, CA	72/6,837 72/6,478 72/6,708 72/6,911
1979	John Mahaffey	343	Lee Trevino	344	Bermuda Dunes CC, Palm Springs, CA Indian Wells CC, Indian Wells, CA (H) Tamarisk CC, Palm Springs, CA La Quinta CC, La Quinta, CA	72/6,837 72/6,478 72/6,869 72/6,911
1980	Craig Stadler	343	Tom Purtzer Mike Sullivan	345	Bermuda Dunes CC, Palm Springs, CA Indian Wells CC, Indian Wells, CA Eldorado CC, Palm Springs, CA La Quinta CC, La Quinta, CA (H)	72/6,837 72/6,478 72/6,708 72/6,911
1981	Bruce Lietzke	335	Jerry Pate	337	Bermuda Dunes CC, Palm Springs, CA (H) Indian Wells CC, Indian Wells, CA Tamarisk CC, Palm Springs, CA La Quinta CC, La Quinta, CA	72/6,837 72/6,478 72/6,869 72/6,911
1982	Ed Fiori*	335	Tom Kite	335	Bermuda Dunes CC, Palm Springs, CA Indian Wells CC, Indian Wells, CA (H) Eldorado CC, Palm Springs, CA La Quinta CC, La Quinta, CA	72/6,837 72/6,478 72/6,708 72/6,911
1983	Keith Fergus*	335	Rex Caldwell	335	Bermuda Dunes CC, Palm Springs, CA Indian Wells CC, Indian Wells, CA Tamarisk CC, Palm Springs, CA La Quinta CC, La Quinta, CA (H)	72/6,837 72/6,478 72/6,869 72/6,911

*KEY: * = Playoff (H) = Host course*

CareerBuilder Challenge

NOTES

With his 13-under 59 at the 2017 CareerBuilder Challenge, ***Adam Hadwin*** *became the first player from Canada to post the elusive score, the second to shoot 59 in the CareerBuilder Challenge (****David Duval****/1999), the fourth player to post 59 on a par-72 layout and eighth different player to post a score below 60.*

In his 100th career start on the PGA TOUR, ***Bud Cauley*** *snapped a streak of four straight missed cuts with a T3 finish, his best showing since finishing alone in third at the 2012 Wyndham Championship.*

En route to his T3 finish, ***Bud Cauley*** *holed his third shot for an eagle on the par-5 11th hole from 103 yards to take a share of the lead. He added a birdie at No. 14 to post a 3-under 69, before finishing T3 with* ***Brian Harman****.*

BUD CAULEY

TOURNAMENT HISTORY

Year	Winner	Score	Runner-up	Score	Location	Par/Yards
BOB HOPE CLASSIC						
1984	John Mahaffey*	340	Jim Simons	340	Bermuda Dunes CC, Palm Springs, CA (H)	72/6,837
					Indian Wells CC, Indian Wells, CA	72/6,478
					Eldorado CC, Palm Springs, CA	72/6,708
					La Quinta CC, La Quinta, CA	72/6,911
1985	Lanny Wadkins*	333	Craig Stadler	333	Bermuda Dunes CC, Palm Springs, CA	72/6,837
					Indian Wells CC, Indian Wells, CA (H)	72/6,478
					Tamarisk CC, Palm Springs, CA	72/6,869
					La Quinta CC, La Quinta, CA	72/6,911
BOB HOPE CHRYSLER CLASSIC						
1986	Donnie Hammond*	335	John Cook	335	Bermuda Dunes CC, Palm Springs, CA (H)	72/6,837
					Indian Wells CC, Indian Wells, CA	72/6,478
					Eldorado CC, Palm Springs, CA	72/6,708
					La Quinta CC, La Quinta, CA	72/6,911
1987	Corey Pavin	341	Bernhard Langer	342	Bermuda Dunes CC, Palm Springs, CA	72/6,837
					Indian Wells CC, Indian Wells, CA	72/6,478
					PGA West/Stadium Course, La Quinta, CA (H)	72/7,114
					Eldorado CC, Palm Springs, CA	72/6,708
1988	Jay Haas	338	David Edwards	340	Bermuda Dunes CC, Palm Springs, CA	72/6,837
					Indian Wells CC, Indian Wells, CA (H)	72/6,478
					La Quinta CC, La Quinta, CA	72/6,911
					PGA West/Palmer Course, La Quinta, CA	72/6,924
1989	Steve Jones*	343	Paul Azinger	343	Bermuda Dunes CC, Palm Springs, CA (H)	72/6,837
			Sandy Lyle		Indian Wells CC, Indian Wells, CA	72/6,478
					Eldorado CC, Palm Springs, CA	72/6,708
					PGA West/Palmer Course, La Quinta, CA	72/6,924
1990	Peter Jacobsen	339	Scott Simpson	340	PGA West/Palmer Course, La Quinta, CA (H)	72/6,924
			Brian Tennyson		Bermuda Dunes CC, Palm Springs, CA	72/6,927
					Indian Wells CC, Indian Wells, CA	72/6,478
					Tamarisk CC, Palm Springs, CA	72/6,875
1991	Corey Pavin*	331	Mark O'Meara	331	PGA West/Palmer Course, La Quinta, CA	72/6,924
					Bermuda Dunes CC, Palm Springs, CA	72/6,927
					Indian Wells CC, Indian Wells, CA (H)	72/6,478
					La Quinta CC, La Quinta, CA	72/6,911
1992	John Cook*	336	Rick Fehr	336	PGA West/Palmer Course, La Quinta, CA	72/6,924
			Tom Kite		Bermuda Dunes CC, Palm Springs, CA (H)	72/6,927
			Mark O'Meara		Indian Wells CC, Indian Wells, CA	72/6,478
			Gene Sauers		La Quinta CC, La Quinta, CA	72/6,911
1993	Tom Kite	325	Rick Fehr	331	PGA West/Palmer Course, La Quinta, CA (H)	72/6,924
					Bermuda Dunes CC, Palm Springs, CA	72/6,927
					Indian Wells CC, Indian Wells, CA	72/6,478
					Tamarisk CC, La Quinta, CA	72/6,881
1994	Scott Hoch	334	Lennie Clements	337	PGA West/Palmer Course, La Quinta, CA	72/6,924
			Jim Gallagher, Jr.		Bermuda Dunes CC, Palm Springs, CA	72/6,927
			Fuzzy Zoeller		Indian Wells CC, Indian Wells, CA (H)	72/6,478
					La Quinta CC, La Quinta, CA	72/6,888
1995	Kenny Perry	335	David Duval	336	Bermuda Dunes CC, Palm Springs, CA (H)	72/6,927
					Indian Wells CC, Indian Wells, CA	72/6,478
					La Quinta CC, La Quinta, CA	72/6,901
					Indian Ridge CC, Palm Desert, CA	72/7,037
1996	Mark Brooks	337	John Huston	338	Indian Ridge CC, Palm Desert, CA (H)	72/7,037
					Bermuda Dunes CC, Palm Springs, CA	72/6,927
					Indian Wells CC, Indian Wells, CA	72/6,478
					Tamarisk CC, Palm Springs, CA	72/6,881
1997	John Cook	327	Mark Calcavecchia	328	Indian Wells CC, Indian Wells, CA (H)	72/6,478
					Indian Ridge CC, Palm Desert, CA	72/7,037
					Bermuda Dunes CC, Palm Springs, CA	72/6,927
					La Quinta CC, La Quinta, CA	72/6,901
1998	Fred Couples*	332	Bruce Lietzke	332	Bermuda Dunes CC, Palm Springs, CA (H)	72/6,927
					Indian Wells CC, Indian Wells, CA	72/6,478
					PGA West/Palmer Course, La Quinta, CA	72/6,931
					La Quinta CC, La Quinta, CA	72/6,901
1999	David Duval	334	Steve Pate	335	PGA West/Palmer Course, La Quinta, CA (H)	72/6,931
					Bermuda Dunes CC, Palm Springs, CA	72/6,927
					Tamarisk CC, Palm Springs, CA	72/6,881
					Indian Wells CC, Indian Wells, CA	72/6,478
2000	Jesper Parnevik	331	Rory Sabbatini	332	Bermuda Dunes CC, Palm Springs, CA (H)	72/6,829
					PGA West/Palmer Course, La Quinta, CA	72/6,950
					Indian Wells CC, Indian Wells, CA	72/6,478
					La Quinta CC, La Quinta, CA	72/7,060
2001	Joe Durant	324	Paul Stankowski	328	PGA West/Palmer Course, La Quinta, CA (H)	72/6,950
					Bermuda Dunes CC, Palm Springs, CA	72/6,829
					Indian Wells CC, Indian Wells, CA	72/6,478
					La Quinta CC, La Quinta, CA	72/7,060

*KEY: * = Playoff (H) = Host course*

CareerBuilder Challenge

NOTES

Three days after his 30th birthday on January 19, ***Brain Harman*** *posted a 7-under 65 in round two on his way to a T3 finish. His second-round 65 on the PGA WEST Stadium Course marked his lowest score in relation to par on the PGA TOUR since an 8-under 63 in round two of the 2016 Shriners Hospitals for Children Open.*

CareerBuilder Challenge Tournament Ambassador ***Phil Mickelson*** *finished T21 in his 14th start in the Coachella Valley event. Mickelson, the 2002 and 2004 winner of the CareerBuilder Challenge, finished T3 in the event in 2016. His only missed cuts in the event came in his first two starts of 1993 and 1994.*

PHIL MICKELSON

TOURNAMENT HISTORY

Year	Winner	Score	Runner-up	Score	Location	Par/Yards
2002	Phil Mickelson*	330	David Berganio, Jr.	330	PGA West/Palmer Course, La Quinta, CA (H)	72/6,930
					Bermuda Dunes CC, Palm Springs, CA	72/6,927
					Indian Wells CC, Indian Wells, CA	72/6,881
					Tamarisk CC, La Quinta, CA	72/6,478
2003	Mike Weir	330	Jay Haas	332	PGA West/Palmer Course, La Quinta, CA (H)	72/6,930
					Bermuda Dunes CC, Palm Springs, CA	72/6,927
					Indian Wells CC, Indian Wells, CA	72/6,478
					La Quinta CC, La Quinta, CA	72/7,060
2004	Phil Mickelson*	330	Skip Kendall	330	PGA West/Palmer Course, La Quinta, CA (H)	72/6,930
					Bermuda Dunes CC, Palm Springs, CA	72/6,962
					Indian Wells CC, Indian Wells, CA	72/6,478
					La Quinta CC, La Quinta, CA	72/7,060
2005	Justin Leonard	332	Tim Clark	335	PGA West/Palmer Course, La Quinta, CA (H)	72/6,930
			Joe Ogilvie		Bermuda Dunes CC, Palm Springs, CA	72/6,927
					Tamarisk CC, Mirage, CA	72/7,003
					La Quinta CC, La Quinta, CA	72/7,060
2006	Chad Campbell	335	Jesper Parnevik	338	Classic Club, Palm Desert, CA (H)	72/7,305
			Scott Verplank		PGA West/Palmer Course, La Quinta, CA	72/6,930
					Bermuda Dunes CC, Palm Springs, CA	72/6,962
					La Quinta CC, La Quinta, CA	72/7,060
2007	Charley Hoffman*	343	John Rollins	343	Classic Club, Palm Desert, CA (H)	72/7,305
					PGA West/Palmer Course, La Quinta, CA	72/6,930
					Bermuda Dunes CC, Palm Springs, CA	72/7,017
					La Quinta CC, La Quinta, CA	72/7,060
2008	D.J. Trahan	334	Justin Leonard	337	Classic Club, Palm Desert, CA (H)	72/7,305
					La Quinta CC, La Quinta, CA	72/7,060
					PGA West/Palmer Course, La Quinta, CA	72/6,930
					SilverRock Resort, La Qunita, CA	72/7,360
50TH BOB HOPE CLASSIC HOSTED BY ARNOLD PALMER						
2009	Pat Perez	327	John Merrick	330	Arnold Palmer Private/PGA West, La Quinta, CA	72/6,930
					Jack Nicklaus Private/PGA West, La Quinta, CA	72/6,951
					Bermuda Dunes CC, Bermuda Dunes, CA	72/6,962
					Palmer Course at SilverRock Resort, La Quinta, CA	72/7,553
BOB HOPE CLASSIC						
2010	Bill Haas	330	Matt Kuchar	331	Arnold Palmer Private/PGA West, La Quinta, CA	72/6,950
			Tim Clark		Jack Nicklaus Private/PGA West, La Quinta, CA	72/6,951
			Bubba Watson		La Quinta CC, La Quinta, CA	72/7,060
					Palmer Course at SilverRock Resort, La Quinta, CA	72/7,578
2011	Jhonattan Vegas*	333	Bill Haas	333	Arnold Palmer Private/PGA West, La Quinta, CA	72/6,950
			Gary Woodland		Jack Nicklaus Private/PGA West, La Quinta, CA	72/6,924
					La Quinta CC, La Quinta, CA	72/7,060
					Palmer Course at SilverRock Resort, La Quinta, CA	72/7,403
HUMANA CHALLENGE IN PARTNERSHIP WITH THE CLINTON FOUNDATION						
2012	Mark Wilson	264	Robert Garrigus	266	Arnold Palmer Private/PGA West, La Quinta, CA	72/6,950
			John Mallinger		Jack Nicklaus Private/PGA West, La Quinta, CA	72/6,924
			Johnson Wagner		La Quinta CC, La Quinta, CA	72/7,060
2013	Brian Gay*	263	Charles Howell III	263	Arnold Palmer Private/PGA West, La Quinta, CA	72/6,950
			David Lingmerth		Jack Nicklaus Private/PGA West, La Quinta, CA	72/6,924
					La Quinta CC, La Quinta, CA	72/7,060
2013-14	Patrick Reed	260	Ryan Palmer	262	Arnold Palmer Private/PGA West, La Quinta, CA	72/6,950
					Jack Nicklaus Private/PGA West, La Quinta, CA	72/6,924
					La Quinta CC, La Quinta, CA	72/7,060
2014-15	Bill Haas	266	Charley Hoffman	267	Arnold Palmer Private/PGA West, La Quinta, CA	72/6,950
			Matt Kuchar		Jack Nicklaus Private/PGA West, La Quinta, CA	72/6,924
			Sung Joon Park		La Quinta CC, La Quinta, CA	72/7,060
			Brendan Steele			
			Steve Wheatcroft			
CAREERBUILDER CHALLENGE IN PARTNERSHIP WITH THE CLINTON FOUNDATION						
2015-16	Jason Dufner*	263	David Lingmerth	263	PGA West TPC Stadium Course, La Quinta, CA	72/7,113
					PGA West (Tournament), La Quinta, CA	72/7,159
					La Quinta CC, La Quinta, CA	72/7,060
CAREERBUILDER CHALLENGE						
2016-17	Hudson Swafford	268	Adam Hadwin	269	PGA West (Stadium), La Quinta, CA	72/7,113
					PGA West (Tournament), La Quinta, CA	72/7,159
					La Quinta CC, La Quinta, CA	72/7,060

*KEY: * = Playoff (H) = Host course*

Farmers Insurance Open

[The 11th of 43 events in the PGA TOUR Season]

FARMERS INSURANCE OPEN

Winner: JON RAHM
FedExCup Points: 500 $1,206,000
72-69-69-65 275 (-13)

San Diego, CA January 23-29, 2017
Torrey Pines Golf Course

FedExCup Points: 500 (first) Purse: $6,700,000
Par/Yards: 36-36—72/7,698 (South) (Host)
Par/Yards: 36-36—72/7,258 (North)

LEADERS

First Round		Second Round		Third Round	
Justin Rose	65 (-7)	Justin Rose	136 (-8)	Patrick Rodgers	207 (-9)
Adam Hadwin	66 (-6)	Adam Hadwin	137 (-7)	Brandt Snedeker	207 (-9)
Brad Fritsch	67 (-5)	Brandt Snedeker	137 (-7)	Tony Finau	208 (-8)
Beau Hossler	67 (-5)	Keegan Bradley	138 (-6)	C.T. Pan	208 (-8)
Charles Howell III	67 (-5)	Ollie Schniederjans	138 (-6)	Jonas Blixt	209 (-7)
Trey Mullinax	67 (-5)	Jon Rahm	141 (-3)	Stewart Cink	209 (-7)
Gary Woodland	67 (-5)			Harris English	209 (-7)
Jon Rahm	72 (E)			Marc Leishman	209 (-7)
				Pat Perez	209 (-7)
				Justin Rose	209 (-7)
				Ollie Schniederjans	209 (-7)
				Robert Streb	209 (-7)
				Jon Rahm	210 (-6)

CUT: 36 HOLES: 79 players at even-par 144 from a field of 156 professionals. 54 HOLES: 73 players at 1-over 217.

WEATHER: Thursday: Mostly sunny, with a high of 58. Wind NW 8-15 mph. Friday: Sunny, with a high of 61. Wind NW 8-15 mph, with gusts of 20 mph. Saturday: Sunny, with a high of 64. Wind NW 8-14 mph. Sunday: Sunny, with a high of 67. Wind NW 8-15 mph.

ORDER OF FINISH

Player	Finish	Scores	Total	FedExCup Points	Money
Jon Rahm	1	72-69-69-65	275	500.00	$1,206,000.00
Charles Howell III	T2	67-74-69-68	278	245.00	589,600.00
C.T. Pan	T2	70-69-69-70	278	245.00	589,600.00
Keegan Bradley	T4	69-69-74-67	279	104.00	252,590.00
Tony Finau	T4	73-68-67-71	279	104.00	252,590.00
Pat Perez	T4	68-74-67-70	279	104.00	252,590.00
Patrick Rodgers	T4	68-72-67-72	279	104.00	252,590.00
Justin Rose	T4	65-71-73-70	279	104.00	252,590.00
Brian Harman	T9	68-71-73-68	280	70.00	167,500.00
Ollie Schniederjans	T9	69-69-71-71	280	70.00	167,500.00
Brandt Snedeker	T9	68-69-70-73	280	70.00	167,500.00
J.J. Spaun	T9	72-69-69-70	280	70.00	167,500.00
Robert Streb	T9	68-71-70-71	280	70.00	167,500.00
Harris English	T14	71-69-69-72	281	52.00	110,550.00
Phil Mickelson	T14	71-72-68-70	281	52.00	110,550.00
Francesco Molinari	T14	71-70-69-71	281	52.00	110,550.00
Rory Sabbatini	T14	70-72-72-67	281	52.00	110,550.00
Kyle Stanley	T14	70-73-68-70	281	52.00	110,550.00
Michael Thompson	T14	71-71-71-68	281	52.00	110,550.00
Jonas Blixt	T20	68-72-69-73	282	38.37	67,586.25
Stewart Cink	T20	68-72-69-73	282	38.37	67,586.25
Ryo Ishikawa	T20	74-68-72-68	282	38.37	67,586.25
Marc Leishman	T20	69-72-68-73	282	38.37	67,586.25
Brendan Steele	T20	69-74-70-69	282	38.37	67,586.25
Tyrone Van Aswegen	T20	72-68-72-70	282	38.37	$67,586.25
Richy Werenski	T20	73-70-73-66	282	38.37	67,586.25
Gary Woodland	T20	67-75-69-71	282	38.37	67,586.25
Paul Casey	T28	69-73-68-73	283	28.00	45,560.00
Roberto Castro	T28	70-70-73-70	283	28.00	45,560.00
Martin Flores	T28	71-72-72-68	283	28.00	45,560.00
Kelly Kraft	T28	72-70-72-69	283	28.00	45,560.00
Jhonattan Vegas	T28	73-70-68-72	283	28.00	45,560.00
Lucas Glover	T33	71-70-71-72	284	20.58	35,398.34
Emiliano Grillo	T33	72-69-72-71	284	20.58	35,398.34
J.B. Holmes	T33	73-71-72-68	284	20.58	35,398.33
Shane Lowry	T33	71-73-72-68	284	20.58	35,398.33
Hideki Matsuyama	T33	71-70-71-72	284	20.58	35,398.33
Cameron Smith	T33	73-71-70-70	284	20.58	35,398.33
Ryan Armour	T39	71-71-70-73	285	16.50	29,480.00
Kyle Reifers	T39	76-67-69-73	285	16.50	29,480.00
Zac Blair	T41	70-69-73-74	286	11.87	22,813.50
Ryan Brehm	T41	68-72-73-73	286	11.87	22,813.50
Scott Brown	T41	71-72-73-70	286	11.87	22,813.50
Brian Campbell	T41	73-71-71-71	286	11.87	22,813.50
Bryce Molder	T41	70-74-72-70	286	11.87	22,813.50
Louis Oosthuizen	T41	71-72-70-73	286	11.87	22,813.50
Kevin Tway	T41	72-70-70-74	286	11.87	22,813.50
Tim Wilkinson	T41	70-72-74-70	286	11.87	22,813.50
Byeong Hun An	T49	71-73-73-70	287	8.00	16,535.60
Mark Anderson	T49	70-73-74-70	287	8.00	16,535.60
Adam Hadwin	T49	66-71-74-76	287	8.00	16,535.60
Beau Hossler	T49	67-75-74-71	287		16,535.60
Trey Mullinax	T49	67-74-73-73	287	8.00	$16,535.60
Graham DeLaet	T54	68-73-73-74	288	5.43	15,008.00
Charley Hoffman	T54	74-70-68-76	288	5.43	15,008.00
Mac Hughes	T54	70-70-74-74	288	5.43	15,008.00
Michael Kim	T54	72-70-75-71	288	5.43	15,008.00
Sebastian Munoz	T54	72-71-70-75	288	5.43	15,008.00
Jonathan Randolph	T54	73-67-75-73	288	5.43	15,008.00
Nick Taylor	T54	69-74-73-72	288	5.43	15,008.00
Camilo Villegas	T54	72-71-72-73	288	5.43	15,008.00
Johnson Wagner	T54	73-71-70-74	288	5.43	15,008.00
Julian Etulain	63	71-73-70-75	289	4.40	14,338.00
Ryan Blaum	T64	71-72-71-76	290	4.00	14,070.00
Billy Horschel	T64	71-73-72-74	290	4.00	14,070.00
John Senden	T64	70-70-76-74	290	4.00	14,070.00
Derek Fathauer	T67	76-67-74-74	291	3.30	13,601.00
Brad Fritsch	T67	67-76-72-76	291	3.30	13,601.00
Hunter Mahan	T67	71-70-70-80	291	3.30	13,601.00
Kevin Streelman	T67	69-70-74-78	291	3.30	13,601.00
Cameron Percy	T71	69-72-76-75	292	2.85	13,199.00
Aaron Wise	T71	71-72-73-76	292		13,199.00
Cameron Tringale	73	69-72-74-78	293	2.70	12,998.00
Jon Curran	T74	73-70-75	218	2.55	12,797.00
Martin Laird	T74	70-72-76	218	2.55	12,797.00
John Huh	76	74-70-75	219	2.40	12,596.00
Morgan Hoffmann	T77	74-70-76	220	2.20	12,328.00
Billy Hurley III	T77	69-75-76	220	2.20	12,328.00
Brian Stuard	T77	68-75-77	220	2.20	12,328.00

The following players did not finish
(C=cut, W=withdrew, D=disqualified)

C—145-Aaron Baddeley, Blayne Barber, Bud Cauley, Greg Chalmers, Brett Drewitt, Brooks Koepka, Jamie Lovemark, Will MacKenzie, Henrik Norlander, D.A. Points, Scott Stallings, **146**-Wesley Bryan, Kevin Chappell, James Hahn, Dustin Johnson, Sung Kang, Jason Kokrak, Luke List, Seamus Power, Nick Watney, **147**-Jason Day, Rickie Fowler, Retief Goosen, Brandon Hagy, Andrew Johnston, Peter Malnati, Troy Merritt, Grayson Murray, Zack Sucher, Jimmy Walker, **148**-Stuart Appleby, Daniel Berger, Miguel Angel Carballo, K.J. Choi, Ben Crane, Gonzalo Fdez-Castano, Padraig Harrington, Max Homa, Patton Kizzire, Spencer Levin, Andrew Loupe, Rod Pampling, Xander Schauffele, Hudson Swafford, Tiger Woods, **149**-Soren Kjeldsen, Seung-Yul Noh, Geoff Ogilvy, Bobby Wyatt, **150**-Robert Garrigus, Whee Kim, Rick Lamb, Danny Lee, Nicholas Lindheim, Steve Marino, John Peterson, J.T. Poston, Brandon Stone, **151**-Steven Bowditch, Chad Campbell, J.J. Henry, Max Rottluff, Brett Stegmaier, Harold Varner III, **152**-Tyler Aldridge, Chad Collins, Bryson DeChambeau, Boo Weekley, Steve Wheatcroft, **153**-Todd Baek, Andres Gonzales, **154**-Dominic Bozzelli, Alex Cejka, Tag Ridings, **155**-Steven Alker, **156**-Chris Gilley. **W—83**-Si Woo Kim.

TOURNAMENT HISTORY

Year	Winner	Score	Runner-up	Score	Location	Par/Yards
SAN DIEGO OPEN						
1952	Ted Kroll	276	Jimmy Demaret	279	San Diego CC, San Diego, CA	72/6,931
1953	Tommy Bolt	274	Doug Ford	277	San Diego CC, San Diego, CA	72/6,931
1954	Gene Littler#	274	E.J. Harrison	278	Rancho Santa Fe GC, Rancho Santa Fe, CA	72/6,797
CONVAIR-SAN DIEGO OPEN						
1955	Tommy Bolt	274	Johnny Palmer	276	Mission Valley CC, San Diego, CA	72/6,619
1956	Bob Rosburg	270	Dick Mayer	272	Singing Hills GC, El Cajon, CA	72/6,573
SAN DIEGO OPEN INVITATIONAL						
1957	Arnold Palmer	271	Al Balding	272	Mission Valley CC, San Diego, CA	72/6,619
1958	No Tournament					
1959	Marty Furgol	274	Joe Campbell Billy Casper Dave Ragan Mike Souchak Bo Wininger	275	Mission Valley CC, San Diego, CA	72/6,619
1960	Mike Souchak	269	Johnny Pott	270	Mission Valley CC, San Diego, CA	72/6,619
1961	Arnold Palmer*	271	Al Balding	271	Mission Valley CC, San Diego, CA	72/6,619
1962	Tommy Jacobs*	277	Johnny Pott	277	Stardust CC, San Diego, CA	71/6,725
1963	Gary Player	270	Tony Lema	271	Stardust CC, San Diego, CA	71/6,725
1964	Art Wall	274	Tony Lema Bob Rosburg	276	Rancho Bernardo CC, San Diego, CA	72/6,455
1965	Wes Ellis*	267	Billy Casper	267	Stardust CC, San Diego, CA	71/6,725
1966	Billy Casper	268	Tommy Aaron Tom Weiskopf	272	Stardust CC, San Diego, CA	71/6,725
1967	Bob Goalby	269	Gay Brewer	270	Stardust CC, San Diego, CA	71/6,725

*KEY: * = Playoff # = Amateur*

Farmers Insurance Open

NOTES

*Beginning the final round of the 2017 Farmers Insurance Open three strokes off the lead at 6-under 210, Spain's **Jon Rahm** made two eagles and a birdie on his last six holes to post a final-round 7-under 65 and claim his maiden PGA TOUR victory by three strokes over **C.T. Pan** and **Charles Howell III** at 13-under 275 in his 17th TOUR start at the age of 22 years, 2 months and 19 days.*

*On the 72nd hole of the 2017 Farmers Insurance Open, **Jon Rahm** drained a 60' 8" putt for eagle on the par-5 home hole from just off the back of the green.*

***Jon Rahm** became the second Spaniard to win the event (**Jose Maria Olazabal**/2002) and fourth international-born champion in tournament history, joining Olazabal, **Gary Player** (1963) and **Jason Day** (2015).*

*PGA TOUR rookie **C.T. Pan** carded a final-round 2-under 70 good for a 10-under-par 278 to claim the first runner-up of his career.*

C.T. PAN

TOURNAMENT HISTORY

Year	Winner	Score	Runner-up	Score	Location	Par/Yards
ANDY WILLIAMS-SAN DIEGO OPEN INVITATIONAL						
1968	Tom Weiskopf	273	Al Geiberger	274	Torrey Pines GC, La Jolla, CA	72/N-6,659, S-7,021
1969	Jack Nicklaus	284	Gene Littler	285	Torrey Pines GC, La Jolla, CA	72/N-6,659, S-7,021
1970	Pete Brown*	275	Tony Jacklin	275	Torrey Pines GC, La Jolla, CA	72/N-6,659, S-7,021
1971	George Archer	272	Dave Eichelberger	275	Torrey Pines GC, La Jolla, CA	72/N-6,659, S-7,021
1972	Paul Harney	275	Hale Irwin	276	Torrey Pines GC, La Jolla, CA	72/N-6,659, S-7,021
1973	Bob Dickson	278	Billy Casper	281	Torrey Pines GC, La Jolla, CA	72/N-6,659, S-7,021
			Bruce Crampton			
			Grier Jones			
			Phil Rodgers			
1974	Bobby Nichols	275	Rod Curl	276	Torrey Pines GC, La Jolla, CA	72/N-6,659, S-7,021
			Gene Littler			
1975	J.C. Snead*	279	Raymond Floyd	279	Torrey Pines GC, La Jolla, CA	72/N-6,659, S-7,021
			Bobby Nichols			
1976	J.C. Snead	272	Don Bies	273	Torrey Pines GC, La Jolla, CA	72/N-6,659, S-7,021
1977	Tom Watson	269	Larry Nelson	274	Torrey Pines GC, La Jolla, CA	72/N-6,659, S-7,021
			John Schroeder			
1978	Jay Haas	278	Andy Bean	281	Torrey Pines GC, La Jolla, CA	72/N-6,659, S-7,021
			Gene Littler			
			John Schroeder			
1979	Fuzzy Zoeller	282	Bill Kratzert	287	Torrey Pines GC, La Jolla, CA	72/N-6,659, S-7,021
			Wayne Levi			
			Artie McNickle			
			Tom Watson			
1980	Tom Watson*	275	D.A. Weibring	275	Torrey Pines GC, La Jolla, CA	72/N-6,659, S-7,021
WICKES/ANDY WILLIAMS SAN DIEGO OPEN						
1981	Bruce Lietzke*	278	Raymond Floyd	278	Torrey Pines GC, La Jolla, CA	72/N-6,659, S-7,021
			Tom Jenkins			
1982	Johnny Miller	270	Jack Nicklaus	271	Torrey Pines GC, La Jolla, CA	72/N-6,659, S-7,021
ISUZU/ANDY WILLIAMS SAN DIEGO OPEN						
1983	Gary Hallberg	271	Tom Kite	272	Torrey Pines GC, La Jolla, CA	72/N-6,659, S-7,021
1984	Gary Koch*	272	Gary Hallberg	272	Torrey Pines GC, La Jolla, CA	72/N-6,659, S-7,021
1985	Woody Blackburn*	269	Ron Streck	269	Torrey Pines GC, La Jolla, CA	72/N-6,659, S-7,021
SHEARSON LEHMAN BROTHERS ANDY WILLIAMS OPEN						
1986	Bob Tway~*	204	Bernhard Langer	204	Torrey Pines GC, La Jolla, CA	72/N-6,659, S-7,021
1987	George Burns	266	J.C. Snead	270	Torrey Pines GC, La Jolla, CA	72/N-6,659, S-7,021
			Bobby Wadkins			
SHEARSON LEHMAN HUTTON ANDY WILLIAMS OPEN						
1988	Steve Pate	269	Jay Haas	270	Torrey Pines GC, La Jolla, CA	72/N-6,659, S-7,021
SHEARSON LEHMAN HUTTON OPEN						
1989	Greg Twiggs	271	Steve Elkington	273	Torrey Pines GC, La Jolla, CA	72/N-6,659, S-7,021
			Brad Faxon			
			Mark O'Meara			
			Mark Wiebe			
1990	Dan Forsman	275	Tommy Armour III	277	Torrey Pines GC, La Jolla, CA	72/N-6,659, S-7,021
SHEARSON LEHMAN BROTHERS OPEN						
1991	Jay Don Blake	268	Bill Sander	270	Torrey Pines GC, La Jolla, CA	72/N-6,659, S-7,021
BUICK INVITATIONAL OF CALIFORNIA						
1992	Steve Pate~	200	Chip Beck	201	Torrey Pines GC, La Jolla, CA	72/N-6,659, S-7,021
1993	Phil Mickelson	278	Dave Rummells	282	Torrey Pines GC, La Jolla, CA	72/N-6,659, S-7,021
1994	Craig Stadler	268	Steve Lowery	269	Torrey Pines GC, La Jolla, CA	72/N-6,592, S-7,000
1995	Peter Jacobsen	269	Mark Calcavecchia	273	Torrey Pines GC, La Jolla, CA	72/N-6,592, S-7,000
			Mike Hulbert			
			Hal Sutton			
			Kirk Triplett			
BUICK INVITATIONAL						
1996	Davis Love III	269	Phil Mickelson	271	Torrey Pines GC, La Jolla, CA	72/N-6,592, S-7,022
1997	Mark O'Meara	275	Donnie Hammond	277	Torrey Pines GC, La Jolla, CA	72/N-6,592, S-7,022
			David Ogrin			
			Mike Hulbert			
			Lee Janzen			
			Jesper Parnevik			
			Craig Stadler			
			Duffy Waldorf			
1998	Scott Simpson~*	204	Skip Kendall	204	Torrey Pines GC, La Jolla, CA	72/N-6,592, S-7,000
1999	Tiger Woods	266	Billy Ray Brown	268	Torrey Pines GC, La Jolla, CA	72/N-6,854, S-7,000
2000	Phil Mickelson	270	Shigeki Maruyama	274	Torrey Pines GC, La Jolla, CA	72/N-6,874, S-7,055
			Tiger Woods			
2001	Phil Mickelson*	269	Frank Lickliter II	269	Torrey Pines GC, La Jolla, CA	72/N-6,874, S-7,055
			Davis Love III			
2002	Jose Maria Olazabal	275	J.L. Lewis	276	Torrey Pines GC, La Jolla, CA	72/N-6,874, S-7,568
			Mark O'Meara			
2003	Tiger Woods	272	Carl Pettersson	276	Torrey Pines GC, La Jolla, CA	72/N-6,874, S-7,568
2004	John Daly*	278	Luke Donald	278	Torrey Pines GC, La Jolla, CA	72/N-6,874, S-7,568
			Chris Riley			

*KEY: * = Playoff N = North S = South ~ = Weather-shortened # = Amateur*

Farmers Insurance Open

FARMERS INSURANCE OPEN

NOTES

*Making his first start in an official PGA TOUR event for the first time since the 2015 Wyndham Championship (T10), **Tiger Woods** missed the 36-hole cut after 76-72—148 to finish four over.*

***Jon Rahm** became the first player to make the Farmers Insurance Open his first PGA TOUR title since **Jay Don Blake** in 1991.*

*In his 15th start at the Farmers Insurance Open, **Charles Howell III** birdied the 72nd hole for a 4-under 68 to get to 10-under-par 278 and claim a share of second place with **C.T. Pan**. The finish marked his best showing since a playoff loss at the 2013 CareerBuilder Challenge.*

*In his boyhood hometown of San Diego, **Pat Perez** overcame a 2-over 74 at Torrey Pines with weekend scores of 67-70 on the South Course to finish at 9-under 279 with four others. The finish came in his 16th consecutive start in the event and marked his second top-five finish since 2014 (T2).*

*In defense of his Farmers Insurance Open title, **Brandt Snedeker** found himself atop the leaderboard through 54 holes at 9-under 207 with **Patrick Rodgers.** His 1-over 73 in the final round at Torrey Pines resulted in an 8-under 280 finish and T9 showing with four others.*

*Dating to the 2010 Farmers Insurance Open, two-time winner **Brandt Snedeker** is 60-under par at Torrey Pines, 13 strokes better than **Charles Howell III**, who finished T2 at 10-under 278.*

*Only three players managed to post all four rounds with sub-par scores at the 2017 Farmers Insurance Open: **C.T. Pan** (T2), **Ollie Schniederjans** (T9) and **Robert Streb** (T9).*

Tournament Record:
266, George Burns (1987), Tiger Woods (1999)
Tournament Course Record:
61, Mark Brooks (1990), Brandt Snedeker (2007) (Torrey Pines North)
62, Tiger Woods (1999) (Torrey Pines South)

TOURNAMENT HISTORY

Year	Winner	Score	Runner-up	Score	Location	Par/Yards
2005	Tiger Woods	272	Luke Donald Charles Howell III Tom Lehman	275	Torrey Pines GC, La Jolla, CA	72/N-6,874, S-7,568
2006	Tiger Woods*	278	Nathan Green Jose Maria Olazabal	278	Torrey Pines GC, La Jolla, CA	72/N-6,874, S-7,568
2007	Tiger Woods	273	Charles Howell III	275	Torrey Pines GC, La Jolla, CA	72/N-6,874, S-7,568
2008	Tiger Woods	269	Ryuji Imada	277	Torrey Pines GC, La Jolla, CA	72/N-6,874, S-7,568
2009	Nick Watney	277	John Rollins	278	Torrey Pines GC, La Jolla, CA	72/N-6,874, S-7,568
FARMERS INSURANCE OPEN						
2010	Ben Crane	275	Marc Leishman Michael Sim Brandt Snedeker	276	Torrey Pines GC, La Jolla, CA	72/N-6,986, S-7,698
2011	Bubba Watson	272	Phil Mickelson	273	Torrey Pines GC, La Jolla, CA	72/N-7,067, S-7,698
2012	Brandt Snedeker*	272	Kyle Stanley	272	Torrey Pines GC, La Jolla, CA	72/N-7,067, S-7,698
2013	Tiger Woods	274	Brandt Snedeker Josh Teater	278	Torrey Pines GC, La Jolla, CA	72/N-7,052, S-7,698
2013-14	Scott Stallings	279	K.J. Choi Jason Day Graham DeLaet Marc Leishman Pat Perez	280	Torrey Pines GC, La Jolla, CA	72/N-7,067, S-7,698
2014-15	Jason Day*	279	Harris English J.B. Holmes Scott Stallings	279	Torrey Pines GC, La Jolla, CA	72/N-7,052, S-7,698
2015-16	Brandt Snedeker	282	K.J. Choi	283	Torrey Pines GC, La Jolla, CA	72/N-7,052, S-7,698
2016-17	Jon Rahm	275	Charles Howell III C.T. Pan	278	Torrey Pines GC, La Jolla, CA	72/N-7,258, S-7,698

*KEY: * = Playoff N = North S = South*

A sky diver delivers the trophy to the 18th green after the final round of the Farmers Insurance Open.

Waste Management Phoenix Open

[The 12th of 43 events in the PGA TOUR Season]

Winner: HIDEKI MATSUYAMA
FedExCup Points: 500 $1,206,000
65-68-68-66 267 (-17)

Scottsdale, AZ January 30-February 5, 2017 FedExCup Points: 500 (first) Purse: $6,700,000
TPC Scottsdale Par/Yards: 35-36—71/7,266

LEADERS

First Round		Second Round		Third Round	
Matt Kuchar	64 (-7)	Byeong Hun An	132 (-10)	Byeong Hun An	197 (-16)
Hideki Matsuyama	65 (-6)	Brendan Steele	132 (-10)	Martin Laird	198 (-15)
Brendan Steele	65 (-6)	Sung Kang	133 (-9)	Graham DeLaet	201 (-12)
Byeong Hun An	66 (-5)	Matt Kuchar	133 (-9)	Michael Kim	201 (-12)
Scott Brown	66 (-5)	Martin Laird	133 (-9)	Hideki Matsuyama	201 (-12)
Robert Garrigus	66 (-5)	Hideki Matsuyama	133 (-9)	John Peterson	201 (-12)
Chris Kirk	66 (-5)				
John Peterson	66 (-5)				

CUT: 75 players at 1-under 141 from a field of 132 professionals.

WEATHER: Thursday: Sunny, with a high of 67. Wind NW 7-12 mph. Due to darkness, round one was suspended for the day at 6:04 p .m. with nine players remaining on the course. **Friday:** Round one resumed at 8 a.m. and concluded at 8:28 a.m. Sunny, with a high in the low-70s. Wind NW 8-12 mph. **Saturday:** Sunny, with a high of 74. Wind light and variable 5-7 mph. **Sunday:** Sunny, with a high of 76. Wind SW 4-8 mph.

ORDER OF FINISH

Won with a birdie-3 on the fourth playoff hole.

Player	Finish	Scores	Total	FedExCup Points	Money
Hideki Matsuyama	1	65-68-68-66	267	500.00	$1,206,000.00
Webb Simpson	2	67-71-65-64	267	300.00	723,600.00
Louis Oosthuizen	3	68-67-68-65	268	190.00	455,600.00
Rickie Fowler	T4	67-68-69-65	269	122.50	294,800.00
J.J. Spaun	T4	71-64-67-67	269	122.50	294,800.00
Byeong Hun An	6	66-66-65-73	270	100.00	241,200.00
Daniel Berger	T7	71-66-66-68	271	87.50	216,075.00
Martin Laird	T7	67-66-65-73	271	87.50	216,075.00
Graham DeLaet	T9	67-69-65-71	272	75.00	180,900.00
Matt Kuchar	T9	64-69-69-70	272	75.00	180,900.00
Jordan Spieth	T9	70-68-67-67	272	75.00	180,900.00
Adam Hadwin	T12	71-66-70-66	273	59.25	135,675.00
Zach Johnson	T12	70-66-70-67	273	59.25	135,675.00
Sung Kang	T12	68-65-74-66	273	59.25	135,675.00
John Peterson	T12	66-72-63-72	273	59.25	135,675.00
Russell Henley	T16	71-69-66-68	274	46.00	90,952.50
Shane Lowry	T16	69-68-66-71	274	46.00	90,952.50
Phil Mickelson	T16	68-70-65-71	274	46.00	90,952.50
Kevin Na	T16	68-70-68-68	274	46.00	90,952.50
Jon Rahm	T16	70-69-65-70	274	46.00	90,952.50
Brendan Steele	T16	65-67-70-72	274	46.00	90,952.50
Brian Stuard	T16	71-67-68-68	274	46.00	90,952.50
Daniel Summerhays	T16	71-65-71-67	274	46.00	90,952.50
Brian Harman	T24	69-67-70-69	275	30.25	$49,580.00
Charley Hoffman	T24	72-67-69-67	275	30.25	49,580.00
J.B. Holmes	T24	67-70-71-67	275	30.25	49,580.00
Billy Horschel	T24	70-71-65-69	275	30.25	49,580.00
Michael Kim	T24	69-66-66-74	275	30.25	49,580.00
Marc Leishman	T24	68-69-65-73	275	30.25	49,580.00
William McGirt	T24	69-67-66-73	275	30.25	49,580.00
Troy Merritt	T24	74-66-65-70	275	30.25	49,580.00
Ollie Schniederjans	T24	71-67-70-67	275	30.25	49,580.00
Camilo Villegas	T24	71-68-65-71	275	30.25	49,580.00
John Huh	T34	70-67-70-69	276	21.50	37,017.50
Chris Kirk	T34	66-74-70-66	276	21.50	37,017.50
Morgan Hoffmann	T36	69-67-70-71	277	17.50	30,875.84
Grayson Murray	T36	72-67-67-71	277	17.50	30,875.84
Robert Garrigus	T36	66-70-69-72	277	17.50	30,875.83
Lucas Glover	T36	68-72-65-72	277	17.50	30,875.83
Matt Jones	T36	72-69-70-66	277	17.50	30,875.83
Kyle Stanley	T36	72-69-69-67	277	17.50	30,875.83
Wesley Bryan	T42	72-69-68-69	278	12.10	23,450.00
Mark Hubbard	T42	69-69-71-69	278	12.10	23,450.00
Brooks Koepka	T42	67-73-71-67	278	12.10	23,450.00
Cameron Smith	T42	69-70-68-71	278	12.10	23,450.00
Steve Stricker	T42	67-70-70-71	278	12.10	23,450.00
Bud Cauley	T47	72-69-69-69	279	9.00	17,714.80
Ben Crane	T47	69-70-72-68	279	9.00	17,714.80
Brian Gay	T47	71-69-73-66	279	9.00	17,714.80
Sean O'Hair	T47	71-69-68-71	279	9.00	17,714.80
Geoff Ogilvy	T47	70-68-69-72	279	9.00	$17,714.80
Jonas Blixt	T52	72-64-75-69	280	6.56	15,624.40
Jason Bohn	T52	72-68-66-74	280	6.56	15,624.40
Scott Brown	T52	66-70-68-76	280	6.56	15,624.40
Vaughn Taylor	T52	68-71-71-70	280	6.56	15,624.40
Boo Weekley	T52	70-68-68-74	280	6.56	15,624.40
Jon Curran	T57	75-66-71-69	281	5.30	14,941.00
Harris English	T57	73-66-74-68	281	5.30	14,941.00
Patton Kizzire	T57	71-70-67-73	281	5.30	14,941.00
Seung-Yul Noh	T57	70-71-71-69	281	5.30	14,941.00
Ken Duke	T61	69-72-71-70	282	4.70	14,539.00
Ryan Moore	T61	71-69-71-71	282	4.70	14,539.00
Chad Collins	T63	68-71-72-72	283	4.20	14,204.00
Emiliano Grillo	T63	72-69-70-72	283	4.20	14,204.00
Hunter Mahan	T63	71-70-70-72	283	4.20	14,204.00
Charlie Beljan	T66	68-73-71-72	284	3.70	13,869.00
J.J. Henry	T66	70-70-72-72	284	3.70	13,869.00
Andrew Johnston	T68	73-68-71-73	285	3.20	13,534.00
Patrick Reed	T68	71-68-70-76	285	3.20	13,534.00
Harold Varner III	T68	70-71-75-69	285	3.20	13,534.00
Jamie Lovemark	T71	72-68-71-75	286	2.85	13,199.00
Tyrone Van Aswegen	T71	70-70-72-74	286	2.85	13,199.00
Scott Piercy	73	71-65-78-73	287	2.70	12,998.00
Alex Cejka	74	67-73-78-71	289	2.60	12,864.00
Kevin Chappell	75	71-70-76-75	292	2.50	12,730.00

The following players did not finish
(C=cut, W=withdrew, D=disqualified)

C—142-Aaron Baddeley, Zac Blair, Keegan Bradley, Roberto Castro, Luke Donald, David Hearn, Jim Herman, Ryo Ishikawa, Jason Kokrak, Spencer Levin, Chez Reavie, Shawn Stefani, Kevin Streelman, Justin Thomas, Mark Wilson, **143**-Blayne Barber, K.J. Choi, Tony Finau, Cody Gribble, Padraig Harrington, Jim Knous, Luke List, Steve Marino, Bubba Watson, **144**-Greg Chalmers, Fabian Gomez, Ben Martin, Kyle Reifers, Robert Streb, Gary Woodland, **145**-Chad Campbell, Brandon Hagy, James Hahn, Mac Hughes, Smylie Kaufman, Russell Knox, Nick Taylor, **146**-Matt Every, Ryan Palmer, C.T. Pan, Carl Pettersson, Cameron Tringale, **147**-Craig Hocknull, Rod Pampling, Patrick Rodgers, **148**-Ricky Barnes, Steven Bowditch, Alex Kim, Si Woo Kim, **150**-Retief Goosen, Willy Wilcox, **151**-Danny Lee, Brett Stegmaier, **152**-Andrew Loupe, Bryce Molder, **153**-Michael Schoolcraft. **W**—Pat Perez.

TOURNAMENT HISTORY

Year	Winner	Score	Runner-up	Score	Location	Par/Yards
ARIZONA OPEN						
1932	Ralph Guldahl	285	John Perelli	290	Phoenix CC, Phoenix, AZ	71/6,726
1933	Harry Cooper	281	Ray Mangrum Horton Smith	283	Phoenix CC, Phoenix, AZ	71/6,726
PHOENIX OPEN INVITATIONAL						
1935	Ky Laffoon	281	Craig Wood	285	Phoenix CC, Phoenix, AZ	71/6,726
1936	No Tournament					
1937	No Tournament					
1938	No Tournament					
1939	Byron Nelson	198	Ben Hogan	210	Phoenix CC, Phoenix, AZ	71/6,726
1940	Ed Oliver	205	Ben Hogan	206	Phoenix CC, Phoenix, AZ	71/6,726
1941	No Tournament+					
1942	No Tournament+					
1943	No Tournament+					
1944	Harold McSpaden*	273	Byron Nelson	273	Phoenix CC, Phoenix, AZ	71/6,726
1945	Byron Nelson	274	Denny Shute	276	Phoenix CC, Phoenix, AZ	71/6,726
1946	Ben Hogan*	273	Herman Keiser	273	Phoenix CC, Phoenix, AZ	71/6,726
1947	Ben Hogan	270	Lloyd Mangrum Ed Oliver	277	Phoenix CC, Phoenix, AZ	71/6,726
1948	Bobby Locke	268	Jimmy Demaret	269	Phoenix CC, Phoenix, AZ	71/6,726
1949	Jimmy Demaret*	278	Ben Hogan	278	Phoenix CC, Phoenix, AZ	71/6,726
1950	Jimmy Demaret	269	Sam Snead	270	Phoenix CC, Phoenix, AZ	71/6,726
1951	Lew Worsham	272	Lawson Little	273	Phoenix CC, Phoenix, AZ	71/6,726
1952	Lloyd Mangrum	274	E.J. Harrison	279	Phoenix CC, Phoenix, AZ	71/6,726
1953	Lloyd Mangrum	272	Johnny Bulla Ted Kroll Bo Wininger	278	Phoenix CC, Phoenix, AZ	71/6,726

*KEY: * = Playoff ~ = Weather-shortened + = World War II*

Waste Management Phoenix Open

NOTES

*In his title defense, **Hideki Matsuyama** posted a final-round 5-under 66 to match **Webb Simpson**'s 17-under 267 total and force sudden death. On the fourth extra hole, Matsuyama made a 12-foot birdie at the par-4 17th to claim his fourth career PGA TOUR title at the age of 24 years, 11 months, 11 days.*

*For the second year in a row, **Hideki Matsuyama** won the Waste Management Phoenix Open on the fourth hole of sudden death. Prior to his 2017 victory over **Webb Simpson**, he beat **Rickie Fowler** after four extra holes at TPC Scottsdale in 2016.*

*With his win, **Hideki Matsuyama** became the first player since **Ernie Els** at the Sony Open in Hawaii (2003-04) to win the same event via playoffs in consecutive years.*

*In search of his first PGA TOUR win since the 2013 Shriners Hospitals for Children Open, **Webb Simpson** birdied three of the final four holes to post a 7-under 64 and 17-under 267 total for the clubhouse lead.*

WEBB SIMPSON

Tournament Record:
256, Mark Calcavecchia (2001), Phil Mickelson (2013)
Current Course Record:
60, Grant Waite (1996), Mark Calcavecchia (2001), Phil Mickelson (2005), Phil Mickelson (2013)

TOURNAMENT HISTORY

Year	Winner	Score	Runner-up	Score	Location	Par/Yards
1954	Ed Furgol*	272	Cary Middlecoff	272	Phoenix CC, Phoenix, AZ	71/6,726
1955	Gene Littler	275	Billy Maxwell	276	Arizona CC, Phoenix, AZ	70/6,216
			Johnny Palmer			
1956	Cary Middlecoff	276	Mike Souchak	279	Phoenix CC, Phoenix, AZ	71/6,726
1957	Billy Casper	271	Cary Middlecoff	274	Arizona CC, Phoenix, AZ	70/6,216
			Mike Souchak			
1958	Ken Venturi	274	Walter Burkemo	275	Phoenix CC, Phoenix, AZ	71/6,726
			Jay Hebert			
1959	Gene Littler	268	Art Wall	269	Arizona CC, Phoenix, AZ	70/6,216
1960	Jack Fleck*	273	Bill Collins	273	Phoenix CC, Phoenix, AZ	71/6,726
1961	Arnold Palmer*	270	Doug Sanders	270	Arizona CC, Phoenix, AZ	70/6,216
1962	Arnold Palmer	269	Billy Casper	281	Phoenix CC, Phoenix, AZ	71/6,726
			Don Fairfield			
			Bob McCallister			
			Jack Nicklaus			
1963	Arnold Palmer	273	Gary Player	274	Arizona CC, Phoenix, AZ	70/6,216
1964	Jack Nicklaus	271	Bob Brue	274	Phoenix CC, Phoenix, AZ	71/6,726
1965	Rod Funseth	274	Bert Yancey	277	Arizona CC, Phoenix, AZ	70/6,216
1966	Dudley Wysong	278	Gardner Dickinson	279	Phoenix CC, Phoenix, AZ	71/6,726
1967	Julius Boros	272	Ken Still	273	Arizona CC, Phoenix, AZ	70/6,216
1968	George Knudson	272	Julius Boros	275	Phoenix CC, Phoenix, AZ	71/6,726
			Sam Carmichael			
			Jack Montgomery			
1969	Gene Littler	263	Miller Barber	265	Arizona CC, Phoenix, AZ	70/6,216
			Don January			
			Billy Maxwell			
1970	Dale Douglass	271	Howie Johnson	272	Phoenix CC, Phoenix, AZ	71/6,726
			Gene Littler			
1971	Miller Barber	261	Billy Casper	263	Arizona CC, Phoenix, AZ	70/6,216
			Dan Sikes			
1972	Homero Blancas*	273	Lanny Wadkins	273	Phoenix CC, Phoenix, AZ	71/6,726
1973	Bruce Crampton	268	Steve Melnyk	269	Arizona CC, Phoenix, AZ	70/6,216
			Lanny Wadkins			
1974	Johnny Miller	271	Lanny Wadkins	272	Phoenix CC, Phoenix, AZ	71/6,726
1975	Johnny Miller	260	Jerry Heard	274	Phoenix CC, Phoenix, AZ	71/6,726
1976	Bob Gilder	268	Roger Maltbie	270	Phoenix CC, Phoenix, AZ	71/6,726
1977	Jerry Pate*	277	Dave Stockton	277	Phoenix CC, Phoenix, AZ	71/6,726
1978	Miller Barber	272	Jerry Pate	273	Phoenix CC, Phoenix, AZ	71/6,726
			Lee Trevino			
1979	Ben Crenshaw~	199	Jay Haas	200	Phoenix CC, Phoenix, AZ	71/6,726
1980	Jeff Mitchell	272	Rik Massengale	276	Phoenix CC, Phoenix, AZ	71/6,726
1981	David Graham	268	Lon Hinkle	269	Phoenix CC, Phoenix, AZ	71/6,726
1982	Lanny Wadkins	263	Jerry Pate	269	Phoenix CC, Phoenix, AZ	71/6,726
1983	Bob Gilder*	271	Rex Caldwell	271	Phoenix CC, Phoenix, AZ	71/6,726
			Johnny Miller			
			Mark O'Meara			
1984	Tom Purtzer	268	Corey Pavin	269	Phoenix CC, Phoenix, AZ	71/6,726
1985	Calvin Peete	270	Morris Hatalsky	272	Phoenix CC, Phoenix, AZ	71/6,726
			Doug Tewell			
1986	Hal Sutton	267	Calvin Peete	269	Phoenix CC, Phoenix, AZ	71/6,726
			Tony Sills			
1987	Paul Azinger	268	Hal Sutton	269	TPC Scottsdale, Scottsdale, AZ	71/6,992
1988	Sandy Lyle*	269	Fred Couples	269	TPC Scottsdale, Scottsdale, AZ	71/6,992
1989	Mark Calcavecchia	263	Chip Beck	270	TPC Scottsdale, Scottsdale, AZ	71/6,992
1990	Tommy Armour III	267	Jim Thorpe	272	TPC Scottsdale, Scottsdale, AZ	71/6,992
1991	Nolan Henke	268	Gil Morgan	269	TPC Scottsdale, Scottsdale, AZ	71/6,992
			Curtis Strange			
			Tom Watson			
1992	Mark Calcavecchia	264	Duffy Waldorf	269	TPC Scottsdale, Scottsdale, AZ	71/6,992
1993	Lee Janzen	273	Andrew Magee	275	TPC Scottsdale, Scottsdale, AZ	71/6,992
1994	Bill Glasson	268	Bob Estes	271	TPC Scottsdale, Scottsdale, AZ	71/6,992
1995	Vijay Singh*	269	Billy Mayfair	269	TPC Scottsdale, Scottsdale, AZ	71/6,992
1996	Phil Mickelson*	269	Justin Leonard	269	TPC Scottsdale, Scottsdale, AZ	71/6,992
1997	Steve Jones	258	Jesper Parnevik	269	TPC Scottsdale, Scottsdale, AZ	71/6,992
1998	Jesper Parnevik	269	Tommy Armour III	272	TPC Scottsdale, Scottsdale, AZ	71/7,059
			Brent Geiberger			
			Steve Pate			
			Tom Watson			
1999	Rocco Mediate	273	Justin Leonard	275	TPC Scottsdale, Scottsdale, AZ	71/7,059
2000	Tom Lehman	270	Robert Allenby	271	TPC Scottsdale, Scottsdale, AZ	71/7,083
			Rocco Mediate			

*KEY: * = Playoff ~ = Weather-shortened*

Waste Management Phoenix Open

NOTES

*By earning his fourth career victory on the PGA TOUR, **Hideki Matsuyama** became the first Japanese player to earn four wins on the PGA TOUR: **Isao Aoki** (1983 Sony Open in Hawaii), **Shigeki Maruyama** (2001 Greater Milwaukee Open, 2002 AT&T Byron Nelson, 2003 Wyndham Championship), **Ryuji Imada** (2008 AT&T Classic), **Hideki Matsuyama** (2014 Memorial Tournament, 2016 Waste Management Phoenix Open, 2016 World Golf Championships-HSBC Champions, 2017 Waste Management Phoenix Open).*

***Hideki Matsuyama** became the first back-to-back winner of the Waste Management Phoenix Open since **Johnny Miller in** 1974-75.*

*Making his first start at the Waste Management Phoenix Open, South African **Louis Oosthuizen** played his final 36 holes bogey-free (68-65) to finish third at 16-under and one stroke out of the playoff.*

*Coming off his first career PGA TOUR top-10 finish a week earlier at the 2017 Farmers Insurance Open (T9), former Mackenzie Tour – PGA TOUR Canada Player of the Year **J.J. Spaun** recorded a pair of 67s on the weekend at the Waste Management Phoenix Open to finish at 15-under 269 and post his best finish on TOUR to date (T4).*

*A year removed from his playoff loss to **Hideki Matsuyama** at the 2016 Waste Management Phoenix Open, **Rickie Fowler** fired a final-round 6-under 65 to finish T4 at 15-under 269.*


RICKIE FOWLER

TOURNAMENT HISTORY

Year	Winner	Score	Runner-up	Score	Location	Par/Yards
2001	Mark Calcavecchia	256	Rocco Mediate	264	TPC Scottsdale, Scottsdale, AZ	71/7,083
2002	Chris DiMarco	267	Kenny Perry Kaname Yokoo	268	TPC Scottsdale, Scottsdale, AZ	71/7,089
2003	Vijay Singh	261	John Huston	264	TPC Scottsdale, Scottsdale, AZ	71/7,089
FBR OPEN						
2004	Jonathan Kaye	266	Chris DiMarco	268	TPC Scottsdale, Scottsdale, AZ	71/7,216
2005	Phil Mickelson	267	Scott McCarron Kevin Na	272	TPC Scottsdale, Scottsdale, AZ	71/7,216
2006	J.B. Holmes	263	J.J. Henry Steve Lowery Ryan Palmer Scott Verplank Camilo Villegas	270	TPC Scottsdale, Scottsdale, AZ	71/7,216
2007	Aaron Baddeley	263	John Rollins	264	TPC Scottsdale, Scottsdale, AZ	71/7,216
2008	J.B. Holmes*	270	Phil Mickelson	270	TPC Scottsdale, Scottsdale, AZ	71/7,216
2009	Kenny Perry*	270	Charley Hoffman	270	TPC Scottsdale, Scottsdale, AZ	71/7,216
WASTE MANAGEMENT PHOENIX OPEN						
2010	Hunter Mahan	268	Rickie Fowler	269	TPC Scottsdale, Scottsdale, AZ	71/7,216
2011	Mark Wilson*	266	Jason Dufner	266	TPC Scottsdale, Scottsdale, AZ	71/7,216
2012	Kyle Stanley	269	Ben Crane	270	TPC Scottsdale, Scottsdale, AZ	71/7,216
2013	Phil Mickelson	256	Brandt Snedeker	260	TPC Scottsdale, Scottsdale, AZ	71/7,216
2013-14	Kevin Stadler	268	Graham DeLaet Bubba Watson	269	TPC Scottsdale, Scottsdale, AZ	71/7,152
2014-15	Brooks Koepka	269	Hideki Matsuyama Ryan Palmer Bubba Watson	270	TPC Scottsdale, Scottsdale, AZ	71/7,266
2015-16	Hideki Matsuyama*	270	Rickie Fowler	270	TPC Scottsdale, Scottsdale, AZ	71/7,266
2016-17	Hideki Matsuyama*	267	Webb Simpson	267	TPC Scottsdale, Scottsdale, AZ	71/7,266

*KEY: * = Playoff*

AT&T Pebble Beach Pro-Am

[The 13th of 43 events in the PGA TOUR Season]

Winner: JORDAN SPIETH
FedExCup Points: 500 $1,296,000
68-65-65-70 268 (-19)

Pebble Beach, CA February 6-12, 2017
Pebble Beach Golf Links
Spyglass Hill Golf Course
Monterey Peninsula Country Club (Shore)

FedExCup Points: 500 (first) Purse: $7,200,000
Par/Yards: 36-36—72/6,816
Par/Yards: 36-36—72/6,953
Par/Yards: 34-37—71/6,958

LEADERS

First Round	
Joel Dahmen	68 (-4)
Rick Lamb	68 (-4)
Seung-Yul Noh	68 (-4)
Robert Garrigus	69 (-3)
Mark Hubbard	69 (-3)
Brandt Snedeker	68 (-3)
Jordan Spieth	68 (-3)
Tim Wilkinson	69 (-3)

Second Round	
Jason Day	133 (-10)
Derek Fathauer	134 (-10)
Jordan Spieth	133 (-10)
Rick Lamb	138 (-6)
Pat Perez	137 (-6)
Patrick Reed	137 (-6)
Brandt Snedeker	137 (-6)

Third Round	
Jordan Spieth	198 (-17)
Brandt Snedeker	204 (-11)
Dustin Johnson	205 (-10)
Kelly Kraft	205 (-10)
Rob Oppenheim	206 (-9)

CUT: 77 players at even-par 215 from a field of 156 professionals.

WEATHER: Thursday: Mostly cloudy in the morning with moderate to heavy rainfall in the afternoon. Wind S 10-15 mph with gusts to 35 mph. Due to unplayable conditions, play was suspended at 1:34 PST. Play was later called for the day with a resumption time Friday 7:30 a.m. PST with 81 players yet to complete their round. **Friday:** Due to further rainfall and unplayable conditions Friday morning, the first round did not resume until 8:30 a.m. PST and was completed at 10:46 a.m. Second-round play began at 10:30 a.m. PST. Play was temporarily suspended at Pebble Beach GL (only) for 13 minutes due to fog from 1:30-1:43 p.m. Rainy with a high of 60. Wind WSW 5-10 mph. The second round was suspended for the day due to fog at 4:21 p.m. Friday. Only 33 of 154 players completed the second round. **Saturday:** The second round resumed at 7:30 a.m. Saturday and was completed at 10:14 a.m. Third-round tee times began at 10 a.m. Partly cloudy with a high of 59. Wind NNW 10-15 mph. **Sunday:** Sunny with a high of 61. Wind NW 5-10 mph.

ORDER OF FINISH

Player	Finish	Scores	Total	FedExCup Points	Money
Jordan Spieth	1	68-65-65-70	268	500.00	$1,296,000.00
Kelly Kraft	2	69-70-66-67	272	300.00	777,600.00
Dustin Johnson	3	70-69-66-68	273	190.00	489,600.00
Brandt Snedeker	4	68-69-67-70	274	135.00	345,600.00
Jason Day	T5	69-64-75-67	275	100.00	262,800.00
Jon Rahm	T5	73-67-67-68	275	100.00	262,800.00
Gary Woodland	T5	70-73-67-65	275	100.00	262,800.00
Seung-Yul Noh	T8	68-71-69-70	278	82.50	216,000.00
Rob Oppenheim	T8	69-69-68-72	278		216,000.00
Mac Hughes	T10	70-70-68-71	279	67.50	172,800.00
Kevin Kisner	T10	72-67-71-69	279	67.50	172,800.00
Cameron Percy	T10	73-66-71-69	279	67.50	172,800.00
Nick Taylor	T10	70-70-68-71	279	67.50	172,800.00
Martin Flores	T14	70-68-72-70	280	49.00	108,160.00
Shane Lowry	T14	70-68-72-70	280	49.00	108,160.00
Will MacKenzie	T14	70-68-74-68	280	49.00	108,160.00
Trey Mullinax	T14	73-69-68-70	280	49.00	108,160.00
Geoff Ogilvy	T14	71-70-66-73	280	49.00	108,160.00
Pat Perez	T14	73-64-74-69	280	49.00	108,160.00
Scott Stallings	T14	72-70-65-73	280	49.00	108,160.00
Kevin Streelman	T14	74-70-67-69	280	49.00	108,160.00
Nick Watney	T14	70-71-69-70	280	49.00	108,160.00
Luke Donald	T23	75-69-65-72	281	31.80	56,520.00
Ken Duke	T23	73-70-69-69	281	31.80	$56,520.00
Derek Fathauer	T23	70-64-73-74	281	31.80	56,520.00
Tony Finau	T23	71-68-72-70	281	31.80	56,520.00
Robert Garrigus	T23	69-71-70-71	281	31.80	56,520.00
J.B. Holmes	T23	70-75-69-67	281	31.80	56,520.00
Matt Jones	T23	72-67-71-71	281	31.80	56,520.00
Jason Kokrak	T23	77-68-69-67	281	31.80	56,520.00
Patrick Reed	T23	71-66-74-70	281	31.80	56,520.00
Steve Stricker	T23	72-70-70-69	281	31.80	56,520.00
Brett Drewitt	T33	71-74-69-68	282	20.58	38,040.00
Julian Etulain	T33	75-68-70-69	282	20.58	38,040.00
Brad Fritsch	T33	74-68-69-71	282	20.58	38,040.00
Andres Gonzales	T33	73-69-72-68	282	20.58	38,040.00
Brandon Hagy	T33	71-69-72-70	282	20.58	38,040.00
Tag Ridings	T33	72-68-74-68	282	20.58	38,040.00
Alex Cejka	T39	72-66-74-71	283	13.16	26,640.00
Adam Hadwin	T39	73-69-68-73	283	13.16	26,640.00
Tom Hoge	T39	72-71-71-69	283	13.16	26,640.00
Chris Kirk	T39	70-73-67-73	283	13.16	26,640.00
Henrik Norlander	T39	76-71-65-71	283		26,640.00
D.A. Points	T39	72-73-69-69	283	13.16	26,640.00
Seamus Power	T39	70-70-72-71	283	13.16	26,640.00
Justin Rose	T39	72-70-68-73	283	13.16	26,640.00
Tim Wilkinson	T39	69-70-74-70	283	13.16	26,640.00
Ricky Barnes	T48	71-68-73-72	284	8.00	17,897.15
Joel Dahmen	T48	68-72-72-72	284	8.00	17,897.15
Zac Blair	T48	70-75-68-71	284	8.00	17,897.14
Patrick Cantlay	T48	70-71-71-72	284	8.00	$17,897.14
Kevin Chappell	T48	73-67-67-77	284	8.00	17,897.14
Rory Sabbatini	T48	74-68-72-70	284	8.00	17,897.14
Kevin Tway	T48	70-69-74-71	284	8.00	17,897.14
Stewart Cink	T55	70-70-73-72	285	5.80	16,416.00
Scott Piercy	T55	73-68-73-71	285	5.80	16,416.00
Jimmy Walker	T55	72-69-72-72	285	5.80	16,416.00
Jonas Blixt	T58	75-66-73-72	286	5.10	15,912.00
Scott Brown	T58	70-71-71-74	286	5.10	15,912.00
James Hahn	T58	74-67-71-74	286	5.10	15,912.00
Richy Werenski	T58	72-74-68-72	286	5.10	15,912.00
Mark Hubbard	T62	69-70-75-73	287	4.40	15,408.00
Rick Lamb	T62	68-70-74-75	287	4.40	15,408.00
Scott Langley	T62	73-70-71-73	287		15,408.00
Phil Mickelson	65	70-72-69-77	288	4.00	15,120.00
Tyler Aldridge	T66	76-68-71	215	2.93	14,184.00
Rich Berberian, Jr.	T66	73-72-70	215		14,184.00
Ryan Brehm	T66	74-71-70	215	2.93	14,184.00
Jim Furyk	T66	70-74-71	215	2.93	14,184.00
Brian Gay	T66	70-73-72	215	2.93	14,184.00
Martin Laird	T66	71-73-71	215	2.93	14,184.00
Steve Marino	T66	74-71-70	215	2.93	14,184.00
William McGirt	T66	73-71-71	215	2.93	14,184.00
Sean O'Hair	T66	76-70-69	215	2.93	14,184.00
J.T. Poston	T66	74-74-67	215	2.93	14,184.00
Xander Schauffele	T66	74-69-72	215	2.93	14,184.00
Robert Streb	T66	70-76-69	215	2.93	14,184.00

The following players did not finish
(C=cut, W=withdrew, D=disqualified)

C—216-Stuart Appleby, Chad Collins, Beau Hossler, Sung Kang, Greg Owen, Chez Reavie, Sam Saunders, John Senden, Webb Simpson, J.J. Spaun, Chris Stroud, **217**-Steven Alker, Mark Anderson, David Hearn, Morgan Hoffmann, Whee Kim, Matt Kuchar, Ben Martin, Troy Merritt, Michael Putnam, Cameron Smith, Michael Thompson, **218**-Roberto Castro, K.J. Choi, Bob Estes, Padraig Harrington, Charley Hoffman, Hiroshi Iwata, Hunter Mahan, Bryce Molder, Daniel Summerhays, Cameron Tringale, Tyrone Van Aswegen, **219**-Ryan Armour, Ryan Blaum, Bryson DeChambeau, David Duval, Gonzalo Fdez-Castano, Ryan Palmer, Brian Stuard, Vaughn Taylor, **220**-Greg Chalmers, Cody Gribble, Jim Herman, Grayson Murray, C.T. Pan, Mike Weir, Bobby Wyatt, **221**-Jason Bohn, Dominic Bozzelli, Nicholas Lindheim, Sebastian Munoz, Brendon Todd, **222**-Billy Hurley III, Peter Malnati, Nicholas Thompson, **223**-Brett Coletta, Brendon de Jonge, Andrew Johnston, Smylie Kaufman, Jerry Kelly, **224**-Max Homa, Spencer Levin, Zack Sucher, **225**-Miguel Angel Carballo, Matt Every, Andrew Loupe, Rod Pampling, **226**-Neal Lancaster, Jonathan Randolph, Brett Stegmaier, **227**-Si Woo Kim, **228**-Steven Bowditch, **229**-Vijay Singh, **231**-Brian Campbell, Ray Otis. **W**—Danny Lee, **84**-J.J. Henry, **151**-Steve Wheatcroft.

TOURNAMENT HISTORY

Year	Winner	Score	Runner-up	Score	Location	Par/Yards
BING CROSBY PROFESSIONAL-AMATEUR						
1937	Sam Snead	68	George Von Elm	72	Rancho Santa Fe CC, Rancho Santa Fe, CA	73/6,769
1938	Sam Snead	139	Jimmy Hines	141	Rancho Santa Fe CC, Rancho Santa Fe, CA	73/6,769
1939	E.J. Harrison	138	Byron Nelson Horton Smith	139	Rancho Santa Fe CC, Rancho Santa Fe, CA	73/6,769
1940	Ed Oliver	135	Vic Ghezzi	138	Rancho Santa Fe CC, Rancho Santa Fe, CA	73/6,769
1941	Sam Snead	136	Craig Wood	137	Rancho Santa Fe CC, Rancho Santa Fe, CA	73/6,769
1942	John Dawson#	133	Leland Gibson Lloyd Mangrum	136	Rancho Santa Fe CC, Rancho Santa Fe, CA	73/6,769
1943	No Tournament					
1944	No Tournament					
1945	No Tournament					
1946	No Tournament					
1947	Ed Furgol George Fazio	213	Lloyd Mangrum Sam Snead Newt Bassler	216	Cypress Point CC, Pebble Beach, CA Monterey Peninsula CC (Dunes), Pebble Beach, CA Pebble Beach GL, Pebble Beach, CA	72/6,506 71/6,356 72/6,815
1948	Lloyd Mangrum	205	Stan Leonard	210	Cypress Point CC, Pebble Beach, CA Monterey Peninsula CC (Dunes), Pebble Beach, CA Pebble Beach GL, Pebble Beach, CA	72/6,506 71/6,356 72/6,815
1949	Ben Hogan	208	Jim Ferrier	210	Cypress Point CC, Pebble Beach, CA Monterey Peninsula CC (Dunes), Pebble Beach, CA Pebble Beach GL, Pebble Beach, CA	72/6,506 71/6,356 72/6,815
1950	Sam Snead Jack Burke, Jr. Smiley Quick Dave Douglas	214	E.J. Harrison Fred Haas	217	Cypress Point CC, Pebble Beach, CA Monterey Peninsula CC (Dunes), Pebble Beach, CA Pebble Beach GL, Pebble Beach, CA	72/6,506 71/6,356 72/6,815

*KEY: * = Playoff ~ = Weather-shortened # = Amateur*

AT&T Pebble Beach Pro-Am

NOTES

Following two consecutive 7-under 65s, ***Jordan Spieth*** *carded a final-round 2-under 70 to win the AT&T Pebble Beach Pro-Am by four strokes over* ***Kelly Kraft****, collecting his ninth PGA TOUR victory in his 108th PGA TOUR start (100th as a professional on TOUR) at the age of 23 years, 6 months, 16 days.*

KELLY KRAFT

Tournament Record:
265, Brandt Snedeker (2015)

Tournament Course Record:
62, Tom Kite (1983), David Duval (1997) (Pebble Beach GL)
62, Phil Mickelson (2005) Luke Donald (2006) (Spyglass Hill GC)
60, Sung Kang (2015-16) (Monterey Peninsula CC)

TOURNAMENT HISTORY

Year	Winner	Score	Runner-up	Score	Location	Par/Yards
1951	Byron Nelson	209	Cary Middlecoff	212	Cypress Point CC, Pebble Beach, CA	72/6,506
					Monterey Peninsula CC (Dunes), Pebble Beach, CA	71/6,356
					Pebble Beach GL, Pebble Beach, CA	72/6,815
1952	Jimmy Demaret	145	Art Bell	147	Cypress Point CC, Pebble Beach, CA	72/6,506
					Monterey Peninsula CC (Dunes), Pebble Beach, CA	71/6,356
					Pebble Beach GL, Pebble Beach, CA	72/6,815
THE BING CROSBY PROFESSIONAL-AMATEUR INVITATIONAL						
1953	Lloyd Mangrum	204	Julius Boros	208	Cypress Point CC, Pebble Beach, CA	72/6,506
					Pebble Beach GL, Pebble Beach, CA	72/6,815
					Monterey Peninsula CC (Dunes), Pebble Beach, CA	71/6,356
1954	E.J. Harrison	210	Jimmy Demaret	211	Cypress Point CC, Pebble Beach, CA	72/6,506
					Monterey Peninsula CC (Dunes), Pebble Beach, CA	71/6,356
					Pebble Beach GL, Pebble Beach, CA	72/6,815
1955	Cary Middlecoff	209	Julius Boros	213	Cypress Point CC, Pebble Beach, CA	72/6,506
			Paul McGuire		Monterey Peninsula CC (Dunes), Pebble Beach, CA	71/6,356
					Pebble Beach GL, Pebble Beach, CA	72/6,815
BING CROSBY NATIONAL PROFESSIONAL-AMATEUR GOLF CHAMPIONSHIP						
1956	Cary Middlecoff	202	Mike Souchak	207	Cypress Point CC, Pebble Beach, CA	72/6,506
					Monterey Peninsula CC (Dunes), Pebble Beach, CA	71/6,356
					Pebble Beach GL, Pebble Beach, CA	72/6,815
1957	Jay Hebert	213	Cary Middlecoff	215	Cypress Point CC, Pebble Beach, CA	72/6,506
					Monterey Peninsula CC (Dunes), Pebble Beach, CA	71/6,356
					Pebble Beach GL, Pebble Beach, CA	72/6,815
1958	Billy Casper	277	Dave Marr	281	Cypress Point CC, Pebble Beach, CA	72/6,506
					Monterey Peninsula CC (Dunes), Pebble Beach, CA	71/6,356
					Pebble Beach GL, Pebble Beach, CA	72/6,815
BING CROSBY NATIONAL						
1959	Art Wall	279	Jimmy Demaret	281	Cypress Point CC, Pebble Beach, CA	72/6,506
			Gene Littler		Monterey Peninsula CC (Dunes), Pebble Beach, CA	71/6,356
					Pebble Beach GL, Pebble Beach, CA	72/6,815
1960	Ken Venturi	286	Julius Boros	289	Cypress Point CC, Pebble Beach, CA	72/6,506
			Tommy Jacobs		Monterey Peninsula CC (Dunes), Pebble Beach, CA	71/6,356
					Pebble Beach GL, Pebble Beach, CA	72/6,815
1961	Bob Rosburg	282	Roberto De Vicenzo	283	Cypress Point CC, Pebble Beach, CA	72/6,506
			Dave Ragan		Monterey Peninsula CC (Dunes), Pebble Beach, CA	71/6,356
					Pebble Beach GL, Pebble Beach, CA	72/6,815
1962	Doug Ford*	286	Joe Campbell	286	Cypress Point CC, Pebble Beach, CA	72/6,506
					Monterey Peninsula CC (Dunes), Pebble Beach, CA	71/6,356
					Pebble Beach GL, Pebble Beach, CA	72/6,815
1963	Billy Casper	285	Dave Hill	286	Cypress Point CC, Pebble Beach, CA	72/6,506
			Jack Nicklaus		Monterey Peninsula CC (Dunes), Pebble Beach, CA	71/6,356
			Gary Player		Pebble Beach GL, Pebble Beach, CA	72/6,815
			Bob Rosburg			
			Art Wall			
BING CROSBY NATIONAL PROFESSIONAL-AMATEUR						
1964	Tony Lema	284	Gay Brewer	287	Cypress Point CC, Pebble Beach, CA	72/6,506
			Bo Wininger		Monterey Peninsula CC (Dunes), Pebble Beach, CA	71/6,356
					Pebble Beach GL, Pebble Beach, CA	72/6,815
1965	Bruce Crampton	284	Tony Lema	287	Cypress Point CC, Pebble Beach, CA	72/6,506
					Monterey Peninsula CC (Shore), Pebble Beach, CA	71/6,356
					Pebble Beach GL, Pebble Beach, CA	72/6,815
1966	Don Massengale	283	Arnold Palmer	284	Cypress Point CC, Pebble Beach, CA	72/6,506
					Monterey Peninsula CC (Shore), Pebble Beach, CA	71/6,356
					Pebble Beach GL, Pebble Beach, CA	72/6,815
1967	Jack Nicklaus	284	Billy Casper	289	Pebble Beach GL, Pebble Beach, CA	72/6,815
					Cypress Point CC, Pebble Beach, CA	72/6,506
					Spyglass Hill GC, Pebble Beach, CA	72/6,810
1968	Johnny Pott*	285	Billy Casper	285	Pebble Beach GL, Pebble Beach, CA	72/6,815
			Bruce Devlin		Cypress Point CC, Pebble Beach, CA	72/6,506
					Spyglass Hill GC, Pebble Beach, CA	72/6,810
1969	George Archer	283	Bob Dickson	284	Pebble Beach GL, Pebble Beach, CA	72/6,815
			Dale Douglass		Cypress Point CC, Pebble Beach, CA	72/6,506
			Howie Johnson		Spyglass Hill GC, Pebble Beach, CA	72/6,810
1970	Bert Yancey	278	Jack Nicklaus	279	Pebble Beach GL, Pebble Beach, CA	72/6,815
					Cypress Point CC, Pebble Beach, CA	72/6,506
					Spyglass Hill GC, Pebble Beach, CA	72/6,810
1971	Tom Shaw	278	Arnold Palmer	280	Pebble Beach GL, Pebble Beach, CA	72/6,815
					Cypress Point CC, Pebble Beach, CA	72/6,506
					Spyglass Hill GC, Pebble Beach, CA	72/6,810
1972	Jack Nicklaus*	284	Johnny Miller	284	Pebble Beach GL, Pebble Beach, CA	72/6,815
					Cypress Point CC, Pebble Beach, CA	72/6,506
					Spyglass Hill GC, Pebble Beach, CA	72/6,810
1973	Jack Nicklaus*	282	Raymond Floyd	282	Pebble Beach GL, Pebble Beach, CA	72/6,815
			Orville Moody		Cypress Point CC, Pebble Beach, CA	72/6,506
					Spyglass Hill GC, Pebble Beach, CA	72/6,810

*KEY: * = Playoff ~ = Weather-shortened # = Amateur*

AT&T Pebble Beach Pro-Am

AT&T PEBBLE BEACH PRO-AM

NOTES

Jordan Spieth *surpassed* ***Jack Nicklaus*** *to become the second youngest player to reach nine TOUR victories since World War II.* ***Tiger Woods*** *earned his ninth career PGA TOUR title at the age of 23 years, 5 months, 7 days.*

Entering the final round with a six-shot lead, ***Jordan Spieth*** *finished with a four-shot victory, one shy of the tournament record for largest margin of victory. The win marked the seventh time Spieth converted a 54-hole lead/co-lead to victory.*

Jordan Spieth *finished the week fourth in Strokes Gained: Putting (4.249), spurred on by just 23 putts in round three. His putt totals for the week were 30, 27, 23 and 33, respectively. In addition, he hit 18 of his last 20 greens in regulation, totaling 57 of 72 greens in regulation for the week.*



JORDAN SPIETH

TOURNAMENT HISTORY

Year	Winner	Score	Runner-up	Score	Location	Par/Yards
1974	Johnny Miller~	208	Grier Jones	212	Pebble Beach GL, Pebble Beach, CA	72/6,815
					Cypress Point CC, Pebble Beach, CA	72/6,506
					Spyglass Hill GC, Pebble Beach, CA	72/6,810
1975	Gene Littler	280	Hubert Green	284	Pebble Beach GL, Pebble Beach, CA	72/6,815
					Cypress Point CC, Pebble Beach, CA	72/6,506
					Spyglass Hill GC, Pebble Beach, CA	72/6,810
1976	Ben Crenshaw	281	Mike Morley	283	Pebble Beach GL, Pebble Beach, CA	72/6,815
					Cypress Point CC, Pebble Beach, CA	72/6,506
					Spyglass Hill GC, Pebble Beach, CA	72/6,810
1977	Tom Watson	273	Tony Jacklin	274	Pebble Beach GL, Pebble Beach, CA	72/6,815
					Cypress Point CC, Pebble Beach, CA	72/6,506
					Monterey Peninsula CC (Shore), Pebble Beach, CA	71/6,400
1978	Tom Watson*	280	Ben Crenshaw	280	Pebble Beach GL, Pebble Beach, CA	72/6,815
					Cypress Point CC, Pebble Beach, CA	72/6,506
					Spyglass Hill GC, Pebble Beach, CA	72/6,810
1979	Lon Hinkle*	284	Andy Bean	284	Pebble Beach GL, Pebble Beach, CA	72/6,815
			Mark Hayes		Cypress Point CC, Pebble Beach, CA	72/6,506
					Spyglass Hill GC, Pebble Beach, CA	72/6,810
1980	George Burns	280	Dan Pohl	281	Pebble Beach GL, Pebble Beach, CA	72/6,815
					Cypress Point CC, Pebble Beach, CA	72/6,506
1981	John Cook~*	209	Bobby Clampett	209	Pebble Beach GL, Pebble Beach, CA	72/6,815
			Ben Crenshaw		Cypress Point CC, Pebble Beach, CA	72/6,506
			Hale Irwin		Spyglass Hill GC, Pebble Beach, CA	72/6,810
			Barney Thompson			
1982	Jim Simons	274	Craig Stadler	276	Pebble Beach GL, Pebble Beach, CA	72/6,815
					Cypress Point CC, Pebble Beach, CA	72/6,506
					Spyglass Hill GC, Pebble Beach, CA	72/6,810
1983	Tom Kite	276	Rex Caldwell	278	Pebble Beach GL, Pebble Beach, CA	72/6,815
			Calvin Peete		Cypress Point CC, Pebble Beach, CA	72/6,506
					Spyglass Hill GC, Pebble Beach, CA	72/6,810
1984	Hale Irwin*	278	Jim Nelford	278	Pebble Beach GL, Pebble Beach, CA	72/6,815
					Cypress Point CC, Pebble Beach, CA	72/6,506
					Spyglass Hill GC, Pebble Beach, CA	72/6,810
1985	Mark O'Meara	283	Kikuo Arai	284	Pebble Beach GL, Pebble Beach, CA	72/6,815
			Larry Rinker		Cypress Point CC, Pebble Beach, CA	72/6,506
			Curtis Strange		Spyglass Hill GC, Pebble Beach, CA	72/6,810
AT&T PEBBLE BEACH NATIONAL PRO-AM						
1986	Fuzzy Zoeller~	205	Payne Stewart	210	Pebble Beach GL, Pebble Beach, CA	72/6,815
					Cypress Point CC, Pebble Beach, CA	72/6,506
					Spyglass Hill GC, Pebble Beach, CA	72/6,810
1987	Johnny Miller	278	Payne Stewart	279	Pebble Beach GL, Pebble Beach, CA	72/6,815
					Cypress Point CC, Pebble Beach, CA	72/6,506
					Spyglass Hill GC, Pebble Beach, CA	72/6,810
1988	Steve Jones*	280	Bob Tway	280	Pebble Beach GL, Pebble Beach, CA	72/6,815
					Cypress Point CC, Pebble Beach, CA	72/6,506
					Spyglass Hill GC, Pebble Beach, CA	72/6,810
1989	Mark O'Meara	277	Tom Kite	278	Pebble Beach GL, Pebble Beach, CA	72/6,815
					Cypress Point CC, Pebble Beach, CA	72/6,506
					Spyglass Hill GC, Pebble Beach, CA	72/6,810
1990	Mark O'Meara	281	Kenny Perry	283	Pebble Beach GL, Pebble Beach, CA	72/6,815
					Cypress Point CC, Pebble Beach, CA	72/6,506
					Spyglass Hill GC, Pebble Beach, CA	72/6,810
1991	Paul Azinger	274	Brian Claar	278	Pebble Beach GL, Pebble Beach, CA	72/6,815
			Corey Pavin		Spyglass Hill GC, Pebble Beach, CA	72/6,810
					Poppy Hills GC, Pebble Beach, CA	72/6,865
1992	Mark O'Meara*	275	Jeff Sluman	275	Pebble Beach GL, Pebble Beach, CA	72/6,815
					Spyglass Hill GC, Pebble Beach, CA	72/6,810
					Poppy Hills GC, Pebble Beach, CA	72/6,865
1993	Brett Ogle	276	Billy Ray Brown	279	Pebble Beach GL, Pebble Beach, CA	72/6,815
					Spyglass Hill GC, Pebble Beach, CA	72/6,810
					Poppy Hills GC, Pebble Beach, CA	72/6,865
1994	Johnny Miller	281	Jeff Maggert	282	Pebble Beach GL, Pebble Beach, CA	72/6,815
			Corey Pavin		Spyglass Hill GC, Pebble Beach, CA	72/6,810
			Kirk Triplett		Poppy Hills GC, Pebble Beach, CA	72/6,865
			Tom Watson			
1995	Peter Jacobsen	271	David Duval	273	Pebble Beach GL, Pebble Beach, CA	72/6,799
					Spyglass Hill GC, Pebble Beach, CA	72/6,810
					Poppy Hills GC, Pebble Beach, CA	72/6,865
1996	No Tournament+					
1997	Mark O'Meara	268	David Duval	269	Pebble Beach GL, Pebble Beach, CA	72/6,799
			Tiger Woods		Spyglass Hill GC, Pebble Beach, CA	72/6,859
					Poppy Hills GC, Pebble Beach, CA	72/6,861
1998	Phil Mickelson~	202	Tom Pernice, Jr.	203	Pebble Beach GL, Pebble Beach, CA	72/6,799
					Spyglass Hill GC, Pebble Beach, CA	72/6,859
					Poppy Hills GC, Pebble Beach, CA	72/6,861

*KEY: * = Playoff ~ = Weather-shortened + = Canceled after two rounds due to unplayable course conditions*

AT&T Pebble Beach Pro-Am

AT&T PEBBLE BEACH PRO-AM

NOTES

*Fellow Texan **Kelly Kraft** finished solo-second in his 41st PGA TOUR start, topping his previous best finish on TOUR – a T5 at the 2016 John Deere Classic. With the top-10 finish, he earned a spot in the following week's Genesis Open.*

*Playing alongside amateur partner **Wayne Gretzky**, two-time AT&T Pebble Beach Pro-Am winner **Dustin Johnson** posted a final-round 4-under 68 to finish solo-third, his sixth top-five finish in 10 starts in the event.*

***Gary Woodland** posted a career-best 10 birdies in the final round en route to a 7-under 65, finishing T5. He missed the cut in his only other starts at the AT&T Pebble Beach Pro-Am (2009, 2011).*

GARY WOODLAND

*World No. 1 **Jason Day** bounced back from a 75 at Pebble Beach GL Saturday with a final-round 5-under 67 to finish T5.*

TOURNAMENT HISTORY

Year	Winner	Score	Runner-up	Score	Location	Par/Yards
1999	Payne Stewart~	206	Frank Lickliter II	207	Pebble Beach GL, Pebble Beach, CA	72/6,799
					Spyglass Hill GC, Pebble Beach, CA	72/6,859
					Poppy Hills GC, Pebble Beach, CA	72/6,861
2000	Tiger Woods	273	Matt Gogel	275	Pebble Beach GL, Pebble Beach, CA	72/6,816
			Vijay Singh		Spyglass Hill GC, Pebble Beach, CA	72/6,817
					Poppy Hills GC, Pebble Beach, CA	72/6,833
2001	Davis Love III	272	Vijay Singh	273	Pebble Beach GL, Pebble Beach, CA	72/6,816
					Spyglass Hill GC, Pebble Beach, CA	72/6,817
					Poppy Hills GC, Pebble Beach, CA	72/6,833
2002	Matt Gogel	274	Pat Perez	277	Pebble Beach GL, Pebble Beach, CA	72/6,816
					Spyglass Hill GC, Pebble Beach, CA	72/6,862
					Poppy Hills GC, Pebble Beach, CA	72/6,833
2003	Davis Love III	274	Tom Lehman	275	Pebble Beach GL, Pebble Beach, CA	72/6,816
					Spyglass Hill GC, Pebble Beach, CA	72/6,862
					Poppy Hills GC, Pebble Beach, CA	72/6,833
2004	Vijay Singh	272	Jeff Maggert	275	Pebble Beach GL, Pebble Beach, CA	72/6,816
					Spyglass Hill GC, Pebble Beach, CA	72/6,862
					Poppy Hills GC, Pebble Beach, CA	72/6,833
2005	Phil Mickelson	269	Mike Weir	273	Pebble Beach GL, Pebble Beach, CA	72/6,737
					Spyglass Hill GC, Pebble Beach, CA	72/6,862
					Poppy Hills GC, Pebble Beach, CA	72/6,833
2006	Arron Oberholser	271	Rory Sabbatini	276	Pebble Beach GL, Pebble Beach, CA	72/6,816
					Spyglass Hill GC, Pebble Beach, CA	72/6,862
					Poppy Hills GC, Pebble Beach, CA	72/6,833
2007	Phil Mickelson	268	Kevin Sutherland	273	Pebble Beach GL, Pebble Beach, CA	72/6,816
					Spyglass Hill GC, Pebble Beach, CA	72/6,833
					Poppy Hills GC, Pebble Beach, CA	72/6,953
2008	Steve Lowery*	278	Vijay Singh	278	Pebble Beach GL, Pebble Beach, CA	72/6,816
					Spyglass Hill GC, Pebble Beach, CA	72/6,953
					Poppy Hills GC, Pebble Beach, CA	72/6,833
2009	Dustin Johnson~	201	Mike Weir	205	Pebble Beach GL, Pebble Beach, CA	72/6,874
					Spyglass Hill GC, Pebble Beach, CA	72/6,953
					Poppy Hills GC, Pebble Beach, CA	72/6,944
2010	Dustin Johnson	270	David Duval	271	Pebble Beach GL, Pebble Beach, CA	72/6,816
			J.B. Holmes		Spyglass Hill GC, Pebble Beach, CA	72/6,953
					Monterey Peninsula CC, Pebble Beach, CA	70/6,838
2011	D.A. Points	271	Hunter Mahan	273	Pebble Beach GL, Pebble Beach, CA	72/6,816
					Spyglass Hill GC, Pebble Beach, CA	72/6,953
					Monterey Peninsula CC, Pebble Beach, CA	70/6,838
2012	Phil Mickelson	269	Charlie Wi	271	Pebble Beach GL, Pebble Beach, CA	72/6,816
					Spyglass Hill GC, Pebble Beach, CA	72/6,953
					Monterey Peninsula CC, Pebble Beach, CA	70/6,838
2013	Brandt Snedeker	267	Chris Kirk	269	Pebble Beach GL, Pebble Beach, CA	72/6,816
					Spyglass Hill GC, Pebble Beach, CA	72/6,953
					Monterey Peninsula CC, Pebble Beach, CA	70/6,838
2013-14	Jimmy Walker	276	Dustin Johnson	277	Pebble Beach GL, Pebble Beach, CA	72/6,816
			Jim Renner		Spyglass Hill GC, Pebble Beach, CA	72/6,953
					Monterey Peninsula CC, Pebble Beach, CA	71/6,867
2014-15	Brandt Snedeker	265	Nick Watney	268	Pebble Beach GL, Pebble Beach, CA	72/6,816
					Spyglass Hill GC, Pebble Beach, CA	72/6,953
					Monterey Peninsula CC, Pebble Beach, CA	71/6,867
AT&T PEBBLE BEACH PRO-AM						
2015-16	Vaughn Taylor	270	Phil Mickelson	271	Pebble Beach GL, Pebble Beach, CA	72/6,816
					Spyglass Hill GC, Pebble Beach, CA	72/6,953
					Monterey Peninsula CC, Pebble Beach, CA	71/6,867
2016-17	Jordan Spieth	268	Kelly Kraft	272	Pebble Beach GL, Pebble Beach, CA	72/6,816
					Spyglass Hill GC, Pebble Beach, CA	72/6,953
					Monterey Peninsula CC, Pebble Beach, CA	71/6,958

*KEY: * = Playoff ~ = Weather-shortened*

Genesis Open

[The 14th of 43 events in the PGA TOUR Season]

GENESIS OPEN

Winner: DUSTIN JOHNSON
FedExCup Points: 500 $1,260,000
66-66-64-71 267 (-17)

Pacific Palisades, CA **February 13-19, 2017** **FedExCup Points: 500 (first)** **Purse: $7,000,000**
Riviera Country Club **Par/Yards: 35-36—71/7,322**

LEADERS

First Round		Second Round		Third Round	
Sam Saunders	64 (-7)	Dustin Johnson	132 (-10)	Dustin Johnson	196 (-17)
John Huh	66 (-5)	Pat Perez	133 (-9)	Wesley Bryan	201 (-12)
Dustin Johnson	66 (-5)	Cameron Tringale	133 (-9)	Kevin Na	203 (-10)
Cameron Percy	66 (-5)	J.T. Poston	135 (-7)	Cameron Tringale	204 (-9)
J.T. Poston	66 (-5)	Patrick Rodgers	135 (-7)	Scott Brown	205 (-8)
Brett Stegmaier	66 (-5)	Jhonattan Vegas	135 (-7)	Patrick Rodgers	205 (-8)
Daniel Summerhays	66 (-5)			Justin Rose	205 (-8)
				Adam Scott	205 (-8)

CUT: 70 professionals and one amateur at even-par 142 from a field of 143 professionals and one amateur.

WEATHER: Thursday: Partly cloudy, with a high of 64. Wind SW 7-12 mph. Due to fog, round one was suspended from 7:04 a.m. until 7:16 a.m. and again from 7:38 a.m. until 8:25 a.m. PT. Due to darkness, round one was suspended for the day at 5:34 p.m., with 48 players remaining on the course. **Friday:** Round one resumed at 7 a.m. and was completed at 8:37 a.m. Due to inclement weather, round two was suspended for the day at 12:18 p.m. and resumed Saturday morning at 9 a.m. A total of 2.97 inches of rain fell from Friday morning to Saturday morning. **Saturday:** Scattered showers through early afternoon gave way to cloudy skies in the late afternoon. High of 61. Wind SSW 6-12 mph. Round two ended at 3:49 p.m. Round three began at 4:10 p.m. Due to darkness, round three was suspended at 5:45 p.m. **Sunday:** The third round resumed at 6:50 a.m. and was completed at 12:03 p.m. Mostly cloudy, with a high of 60. Wind SW 6-12 mph.

ORDER OF FINISH

Player	Finish	Scores	Total	FedExCup Points	Money
Dustin Johnson	1	66-66-64-71	267	500.00	$1,260,000.00
Scott Brown	T2	68-68-69-67	272	245.00	616,000.00
Thomas Pieters	T2	70-68-71-63	272		616,000.00
Wesley Bryan	T4	69-69-63-72	273	108.75	275,625.00
Charley Hoffman	T4	68-68-70-67	273	108.75	275,625.00
Kevin Na	T4	67-69-67-70	273	108.75	275,625.00
Justin Rose	T4	69-71-65-68	273	108.75	275,625.00
Martin Laird	T8	70-68-70-66	274	80.00	203,000.00
Ollie Schniederjans	T8	68-69-69-68	274	80.00	203,000.00
Cameron Tringale	T8	69-64-71-70	274	80.00	203,000.00
Bill Haas	T11	71-71-64-69	275	63.00	154,000.00
Seung-Yul Noh	T11	71-70-67-67	275	63.00	154,000.00
Adam Scott	T11	68-69-68-70	275	63.00	154,000.00
Jimmy Walker	T11	70-70-66-69	275	63.00	154,000.00
Charles Howell III	T15	70-67-70-69	276	54.00	122,500.00
Jhonattan Vegas	T15	67-68-72-69	276	54.00	122,500.00
K.J. Choi	T17	70-70-69-68	277	47.00	98,000.00
Graham DeLaet	T17	73-68-68-68	277	47.00	98,000.00
Luke Donald	T17	68-68-71-70	277	47.00	98,000.00
J.J. Henry	T17	69-69-70-69	277	47.00	98,000.00
J.T. Poston	T17	66-69-73-69	277	47.00	98,000.00
Branden Grace	T22	67-70-69-72	278	36.50	64,983.34
Matt Kuchar	T22	69-68-73-68	278	36.50	64,983.34
Sung Kang	T22	71-70-68-69	278	36.50	64,983.33
Jason Kokrak	T22	67-70-72-69	278	36.50	$64,983.33
Patrick Rodgers	T22	68-67-70-73	278	36.50	64,983.33
Jordan Spieth	T22	69-68-72-69	278	36.50	64,983.33
Stewart Cink	T28	70-69-71-69	279	27.25	46,550.00
James Hahn	T28	70-69-71-69	279	27.25	46,550.00
Billy Hurley III	T28	67-72-71-69	279	27.25	46,550.00
Pat Perez	T28	67-66-74-72	279	27.25	46,550.00
Cameron Smith	T28	69-69-69-72	279	27.25	46,550.00
Nick Watney	T28	69-70-71-69	279	27.25	46,550.00
Zac Blair	T34	70-68-69-73	280	20.00	36,120.00
Keegan Bradley	T34	69-70-73-68	280	20.00	36,120.00
Adam Hadwin	T34	68-73-70-69	280	20.00	36,120.00
J.B. Holmes	T34	71-69-68-72	280	20.00	36,120.00
Phil Mickelson	T34	67-73-71-69	280	20.00	36,120.00
Paul Casey	T39	69-72-71-69	281	12.80	25,228.00
Jim Furyk	T39	69-69-72-71	281	12.80	25,228.00
Padraig Harrington	T39	67-72-70-72	281	12.80	25,228.00
Jamie Lovemark	T39	70-70-69-72	281	12.80	25,228.00
Webb Simpson	T39	71-71-71-68	281	12.80	25,228.00
Kyle Stanley	T39	72-66-72-71	281	12.80	25,228.00
Brendan Steele	T39	69-73-68-71	281	12.80	25,228.00
Brett Stegmaier	T39	66-75-68-72	281	12.80	25,228.00
Brian Stuard	T39	69-69-73-70	281	12.80	25,228.00
Justin Thomas	T39	71-71-71-68	281	12.80	25,228.00
Sergio Garcia	T49	72-67-72-71	282	7.75	17,276.00
John Huh	T49	66-72-75-69	282	7.75	17,276.00
Ryan Palmer	T49	68-73-71-70	282	7.75	17,276.00
Cameron Percy	T49	66-71-72-73	282	7.75	$17,276.00
Sam Saunders	T49	64-77-73-68	282	7.75	17,276.00
Sahith Theegala	T49	67-73-71-71	282		
Byeong Hun An	T55	67-73-70-73	283	5.70	16,030.00
Alex Cejka	T55	71-70-72-70	283	5.70	16,030.00
Daniel Summerhays	T55	66-73-73-71	283	5.70	16,030.00
Nick Taylor	T55	74-68-68-73	283	5.70	16,030.00
Chad Campbell	T59	71-71-70-72	284	5.10	15,610.00
Patrick Reed	T59	72-69-69-74	284	5.10	15,610.00
Bud Cauley	T61	71-70-72-72	285	4.60	15,260.00
Ben Crane	T61	68-70-71-76	285	4.60	15,260.00
Whee Kim	T61	68-74-71-72	285	4.60	15,260.00
Jason Day	T64	70-70-75-71	286	4.00	14,840.00
Anirban Lahiri	T64	70-67-76-73	286	4.00	14,840.00
Peter Malnati	T64	71-70-70-75	286	4.00	14,840.00
Graeme McDowell	67	69-70-71-77	287	3.60	14,560.00
Jonathan Garrick	68	72-70-75-71	288		14,420.00
Mark Hubbard	69	73-69-74-73	289	3.20	14,280.00
Patton Kizzire	70	70-71-73-76	290	3.00	14,140.00
Tyrone Van Aswegen	71	74-68-75-75	292	2.90	14,000.00

The following players did not finish
(C=cut, W=withdrew, D=disqualified)

C—143-Ricky Barnes, Greg Chalmers, Tony Finau, David Hearn, Si Woo Kim, Marc Leishman, Scott Piercy, Kyle Reifers, Vijay Singh, Robert Streb, Camilo Villegas, 144-Charlie Beljan, Kevin Dougherty, Ken Duke, Harris English, Luke List, Bryce Molder, Ryan Moore, Rob Oppenheim, John Senden, Brandt Snedeker, Harold Varner III, 145-Aaron Baddeley, Blayne Barber, Jon Curran, Matt Every, Billy Horschel, Michael Kim, Soren Kjeldsen, Danny Lee, Shawn Stefani, Kevin Streelman, 146-Rich Berberian, Jr., Steven Bowditch, Jim Herman, Spencer Levin, Geoff Ogilvy, 147-Kevin Chappell, Derek Fathauer, Cody Gribble, Mac Hughes, Brooks Koepka, Andrew Loupe, Hunter Mahan, Troy Merritt, Francesco Molinari, Carl Pettersson, Chez Reavie, Johnson Wagner, 148-Ernie Els, Fabian Gomez, Brian Harman, Kelly Kraft, Hideki Matsuyama, Charl Schwartzel, Hudson Swafford, Kevin Tway, 149-Grayson Murray, 151-Kevin Hall, Morgan Hoffmann, Ryo Ishikawa, Ben Martin, 152-Ryan Blaum, Chad Collins, Bob Estes, 153-John Merrick, 160-Michael Block. W--76-Jinho Choi, 74-Bubba Watson, 73-Shane Lowry, Bryson DeChambeau, 71-Steve Marino, 70-Vaughn Taylor.

TOURNAMENT HISTORY

Year	Winner	Score	Runner-up	Score	Location	Par/Yards
LOS ANGELES OPEN						
1926	Harry Cooper	279	George Von Elm	282	Los Angeles CC (North), Los Angeles, CA	71/6,895
1927	Bobby Cruickshank	282	Ed Dudley	288	El Caballero CC, Tarzana, CA	71/6,830
			Charles Guest			
1928	Macdonald Smith	284	Harry Cooper	287	Wilshire CC, Los Angeles, CA	71/6,442
1929	Macdonald Smith	285	Tommy Armour	291	Riviera CC, Pacific Palisades, CA	71/7,029
1930	Denny Shute	296	Bobby Cruickshank	300	Riviera CC, Pacific Palisades, CA	71/7,029
			Horton Smith			
1931	Ed Dudley	285	Al Espinosa	287	Wilshire CC, Los Angeles, CA	71/6,442
			Eddie Loos			
1932	Macdonald Smith	281	Leo Diegel	285	Hillcrest CC, Los Angeles, CA	71/6,911
			Olin Dutra			
			Joe Kirkwood, Sr.			
			Dick Metz			
1933	Craig Wood	281	Leo Diegel	285	Wilshire CC, Los Angeles, CA	71/6,442
			Willie Hunter			
1934	Macdonald Smith	280	Willie Hunter	288	Los Angeles CC (North), Los Angeles, CA	71/6,895
			Bill Mehlhorn			
1935	Vic Ghezzi*	285	Johnny Revolta	285	Los Angeles CC (North), Los Angeles, CA	71/6,895
1936	Jimmy Hines	280	Henry Picard	284	Los Angeles CC (North), Los Angeles, CA	71/6,895
			Jimmy Thomson			
1937	Harry Cooper	274	Ralph Guldahl	279	Griffith Park (Wilson), Los Angeles, CA	72/6,802
			Horton Smith		Griffith Park (Harding), Los Angeles, CA	72/6,488
1938	Jimmy Thomson	273	Johnny Revolta	277	Griffith Park (Wilson), Los Angeles, CA	72/6,802
					Griffith Park (Harding), Los Angeles, CA	72/6,488

*KEY: * = Playoff*

Genesis Open

GENESIS OPEN

NOTES

*With his five-stroke victory over **Thomas Pieters** and **Scott Brown** at the Genesis Open, **Dustin Johnson** became the 20th player to earn the top spot in the Official World Golf Ranking, overtaking **Jason Day**. Johnson earned his 13th PGA TOUR victory in his 206th TOUR start at the age of 32 years, 7 months, 28 days.*

*With his 13th PGA TOUR victory, **Dustin Johnson** added his name to a list of players who won at least once in each of their first 10 full seasons on TOUR (since World War II) that includes **Arnold Palmer** (17: 1955-1971), **Jack Nicklaus** (17: 1962-1978) and **Tiger Woods**: (14: 1996-2009).*

*Before back-to-back bogeys at Nos. 15 and 16 on the final day, **Dustin Johnson** was on pace to tie or break the 72-hole tournament record of 20-under 264, held by **Lanny Wadkins** from 1985.*

***Dustin Johnson** won in his 10th start at the Genesis Open, with the victory among seven top-10 finishes.*

*Since 2008, no one has more rounds of 67 or better at Riviera Country Club than **Dustin Johnson**. In 36 rounds played at Riviera, he has played 13 of them at 67 or better. The next nearest player on the list is **J.B. Holmes**, with nine.*

*Playing on a sponsor invitation, Belgium's **Thomas Pieters** made eight birdies en route to a final round, bogey-free 63, good for a T2 finish with **Scott Brown**. The 63 matched the lowest score of the week (**Wesley Bryan**/R3). While playing collegiately at the University of Illinois, Thomas won the 2012 NCAA individual title at Riviera Country Club en route to National Player of the Year honors.*

Tournament Record:
264, Lanny Wadkins (1985)
Current Course Record:
61, Ted Tryba (1999)
Other Course Record:
61, George Archer (1983) (Rancho Municipal GC)

TOURNAMENT HISTORY

Year	Winner	Score	Runner-up	Score	Location	Par/Yards
1939	Jimmy Demaret	274	Harold McSpaden	281	Griffith Park (Wilson), Los Angeles, CA	72/6,802
					Griffith Park (Harding), Los Angeles, CA	72/6,488
1940	Lawson Little	282	Clayton Heafner	283	Los Angeles CC (North), Los Angeles, CA	71/6,895
1941	Johnny Bulla	281	Craig Wood	283	Riviera CC, Pacific Palisades, CA	71/7,029
1942	Ben Hogan*	282	Jimmy Thomson	282	Hillcrest CC, Los Angeles, CA	71/6,911
1943	No Tournament					
1944	Harold McSpaden	278	Johnny Bulla	281	Wilshire CC, Los Angeles, CA	71/6,442
1945	Sam Snead	283	Harold McSpaden	284	Riviera CC, Pacific Palisades, CA	71/7,029
			Byron Nelson			
1946	Byron Nelson	284	Ben Hogan	289	Riviera CC, Pacific Palisades, CA	71/7,029
1947	Ben Hogan	280	Toney Penna	283	Riviera CC, Pacific Palisades, CA	71/7,029
1948	Ben Hogan	275	Lloyd Mangrum	279	Riviera CC, Pacific Palisades, CA	71/7,029
1949	Lloyd Mangrum	284	E.J. Harrison	287	Riviera CC, Pacific Palisades, CA	71/7,029
1950	Sam Snead*	280	Ben Hogan	280	Riviera CC, Pacific Palisades, CA	71/7,029
1951	Lloyd Mangrum	280	Henry Ransom	281	Riviera CC, Pacific Palisades, CA	71/7,029
1952	Tommy Bolt*	289	Jack Burke, Jr.	289	Riviera CC, Pacific Palisades, CA	71/7,029
1953	Lloyd Mangrum	280	Jack Burke, Jr.	285	Riviera CC, Pacific Palisades, CA	71/7,029
1954	Fred Wampler	281	Jerry Barber	282	Fox Hills CC, Culver City, CA	N/A
			Chick Harbert			
1955	Gene Littler	276	Ted Kroll	278	Inglewood CC, Inglewood, CA	N/A
1956	Lloyd Mangrum	272	Jerry Barber	275	Rancho Municipal GC, Los Angeles, CA	71/6,827
1957	Doug Ford	280	Jay Hebert	281	Rancho Municipal GC, Los Angeles, CA	71/6,827
1958	Frank Stranahan	275	E.J. Harrison	278	Rancho Municipal GC, Los Angeles, CA	71/6,827
1959	Ken Venturi	278	Art Wall	280	Rancho Municipal GC, Los Angeles, CA	71/6,827
1960	Dow Finsterwald	280	Bill Collins	283	Rancho Municipal GC, Los Angeles, CA	71/6,827
			Jay Hebert			
			Dave Ragan			
1961	Bob Goalby	275	Eric Brown	278	Rancho Municipal GC, Los Angeles, CA	71/6,827
			Art Wall			
1962	Phil Rodgers	268	Bob Goalby	277	Rancho Municipal GC, Los Angeles, CA	71/6,827
			Fred Hawkins			
1963	Arnold Palmer	274	Al Balding	277	Rancho Municipal GC, Los Angeles, CA	71/6,827
			Gary Player			
1964	Paul Harney	280	Bobby Nichols	281	Rancho Municipal GC, Los Angeles, CA	71/6,827
1965	Paul Harney	276	Dan Sikes	279	Rancho Municipal GC, Los Angeles, CA	71/6,827
1966	Arnold Palmer	273	Miller Barber	276	Rancho Municipal GC, Los Angeles, CA	71/6,827
			Paul Harney			
1967	Arnold Palmer	269	Gay Brewer	274	Rancho Municipal GC, Los Angeles, CA	71/6,827
1968	Billy Casper	274	Arnold Palmer	277	Brookside GC, Pasadena, CA	71/7,021
1969	Charles Sifford*	276	Harold Henning	276	Rancho Municipal GC, Los Angeles, CA	71/6,827
1970	Billy Casper*	276	Hale Irwin	276	Rancho Municipal GC. Los Angeles, CA	71/6,827
GLEN CAMPBELL LOS ANGELES OPEN						
1971	Bob Lunn*	274	Billy Casper	274	Rancho Municipal GC, Los Angeles, CA	71/6,827
1972	George Archer*	270	Tommy Aaron	270	Rancho Municipal GC, Los Angeles, CA	71/6,827
			Dave Hill			
1973	Rod Funseth	276	Don Bies	279	Riviera CC, Pacific Palisades, CA	71/7,029
			David Graham			
			Dave Hill			
			Tom Weiskopf			
1974	Dave Stockton	276	John Mahaffey	278	Riviera CC, Pacific Palisades, CA	71/7,029
			Sam Snead			
1975	Pat Fitzsimons	275	Tom Kite	279	Riviera CC, Pacific Palisades, CA	71/7,029
1976	Hale Irwin	272	Tom Watson	274	Riviera CC, Pacific Palisades, CA	71/7,029
1977	Tom Purtzer	273	Lanny Wadkins	274	Riviera CC, Pacific Palisades, CA	71/7,029
1978	Gil Morgan	278	Jack Nicklaus	280	Riviera CC, Pacific Palisades, CA	71/7,029
1979	Lanny Wadkins	276	Lon Hinkle	277	Riviera CC, Pacific Palisades, CA	71/7,029
1980	Tom Watson	276	Bob Gilder	277	Riviera CC, Pacific Palisades, CA	71/7,029
			Don January			
1981	Johnny Miller	270	Tom Weiskopf	272	Riviera CC, Pacific Palisades, CA	71/7,029
1982	Tom Watson*	271	Johnny Miller	271	Riviera CC, Pacific Palisades, CA	71/7,029
1983	Gil Morgan	270	Gibby Gilbert	272	Rancho Municipal GC, Los Angeles, CA	71/6,827
			Mark McCumber			
			Lanny Wadkins			
LOS ANGELES OPEN						
1984	David Edwards	279	Jack Renner	282	Riviera CC, Pacific Palisades, CA	71/7,029
1985	Lanny Wadkins	264	Hal Sutton	271	Riviera CC, Pacific Palisades, CA	71/7,029
1986	Doug Tewell	270	Clarence Rose	277	Riviera CC, Pacific Palisades, CA	71/7,029
LOS ANGELES OPEN PRESENTED BY NISSAN						
1987	Tze-Chung Chen*	275	Ben Crenshaw	275	Riviera CC, Pacific Palisades, CA	71/7,029
1988	Chip Beck	267	Mac O'Grady	271	Riviera CC, Pacific Palisades, CA	71/7,029
			Bill Sander			

*KEY: * = Playoff ~ = Weather-shortened*

Genesis Open

GENESIS OPEN

NOTES

*With a final-round 71, **Dustin Johnson**'s streak of consecutive sub-70 rounds at the Genesis Open ended at nine, matching the record set by **J.B. Holmes** (last three rounds of 2009, 2010, first two rounds of 2011).*

***Sahith Theegala**, a 19-year-old Pepperdine University golfer from Chino Hills, Calif., posted scores of 67-73-71-71—282 to finish T49. Theegala won the Collegiate Showcase at Riviera on Monday of tournament week to earn a spot into this week's field, recording a 2-under 69 to beat UCLA's **Tyler Collier** by one stroke.*

*With his T64 finish, **Jason Day** lost his World No. 1 ranking to **Dustin Johnson**. In four starts at the Genesis Open, he has yet to post a sub-70 round (12 rounds).*

*With his T17 finish, **K.J. Choi** has still not missed a cut in 17 appearances at the Genesis Open. He is one of 12 players with at least 16 tournament appearances at the Genesis Open without missing a cut, led by **E.J. Harrison** (25 starts).*

*Deaf golfer **Kevin Hall**, the recipient of the Charlie Sifford Memorial Exemption into the 2017 Genesis Open, posted rounds of 79-72. It marked his first TOUR start since the 2006 Memorial Tournament.*

KEVIN HALL

TOURNAMENT HISTORY

Year	Winner	Score	Runner-up	Score	Location	Par/Yards
NISSAN LOS ANGELES OPEN						
1989	Mark Calcavecchia	272	Sandy Lyle	273	Riviera CC, Pacific Palisades, CA	71/7,029
1990	Fred Couples	266	Gil Morgan	269	Riviera CC, Pacific Palisades, CA	71/7,029
1991	Ted Schulz	272	Jeff Sluman	273	Riviera CC, Pacific Palisades, CA	71/7,029
1992	Fred Couples*	269	Davis Love III	269	Riviera CC, Pacific Palisades, CA	71/7,029
1993	Tom Kite~	206	Dave Barr	209	Riviera CC, Pacific Palisades, CA	71/7,029
			Fred Couples			
			Donnie Hammond			
			Payne Stewart			
1994	Corey Pavin	271	Fred Couples	273	Riviera CC, Pacific Palisades, CA	71/6,946
NISSAN OPEN						
1995	Corey Pavin	268	Jay Don Blake	271	Riviera CC, Pacific Palisades, CA	71/6,946
			Kenny Perry			
1996	Craig Stadler	278	Mark Brooks	279	Riviera CC, Pacific Palisades, CA	71/6,946
			Fred Couples			
			Scott Simpson			
			Mark Wiebe			
1997	Nick Faldo	272	Craig Stadler	275	Riviera CC, Pacific Palisades, CA	71/6,946
1998	Billy Mayfair*	272	Tiger Woods	272	Valencia CC, Valencia, CA	71/6,987
1999	Ernie Els	270	Ted Tryba	272	Riviera CC, Pacific Palisades, CA	71/6,953
			Tiger Woods			
			Davis Love III			
2000	Kirk Triplett	272	Jesper Parnevik	273	Riviera CC, Pacific Palisades, CA	71/7,055
2001	Robert Allenby*	276	Brandel Chamblee	276	Riviera CC, Pacific Palisades, CA	71/7,055
			Toshi Izawa			
			Dennis Paulson			
			Jeff Sluman			
			Bob Tway			
2002	Len Mattiace	269	Brad Faxon	270	Riviera CC, Pacific Palisades, CA	71/7,174
			Rory Sabbatini			
			Scott McCarron			
2003	Mike Weir*	275	Charles Howell III	275	Riviera CC, Pacific Palisades, CA	71/7,222
2004	Mike Weir	267	Shigeki Maruyama	268	Riviera CC, Pacific Palisades, CA	71/7,222
2005	Adam Scott* ~ **	133	Chad Campbell	133	Riviera CC, Pacific Palisades, CA	71/7,260
2006	Rory Sabbatini	271	Adam Scott	272	Riviera CC, Pacific Palisades, CA	71/7,260
2007	Charles Howell III*	268	Phil Mickelson	268	Riviera CC, Pacific Palisades, CA	71/7,279
NORTHERN TRUST OPEN						
2008	Phil Mickelson	272	Jeff Quinney	274	Riviera CC, Pacific Palisades, CA	71/7,279
2009	Phil Mickelson	269	Steve Stricker	270	Riviera CC, Pacific Palisades, CA	71/7,298
2010	Steve Stricker	268	Luke Donald	270	Riviera CC, Pacific Palisades, CA	71/7,325
2011	Aaron Baddeley	272	Vijay Singh	274	Riviera CC, Pacific Palisades, CA	71/7,325
2012	Bill Haas*	277	Keegan Bradley	277	Riviera CC, Pacific Palisades, CA	71/7,349
			Phil Mickelson			
2013	John Merrick*	273	Charlie Beljan	273	Riviera CC, Pacific Palisades, CA	71/7,349
2013-14	Bubba Watson	269	Dustin Johnson	271	Riviera CC, Pacific Palisades, CA	71/7,349
2014-15	James Hahn*	278	Dustin Johnson	278	Riviera CC, Pacific Palisades, CA	71/7,349
			Paul Casey			
2015-16	Bubba Watson	269	Jason Kokrak	270	Riviera CC, Pacific Palisades, CA	71/7,322
			Adam Scott			
GENESIS OPEN						
2016-17	Dustin Johnson	267	Scott Brown	272	Riviera CC, Pacific Palisades, CA	71/7,322
			Thomas Pieters			

*KEY: * = Playoff ~ = Weather-shortened ** = Unofficial event*

The Honda Classic

[The 15th of 43 events in the PGA TOUR Season]

Winner: RICKIE FOWLER
FedExCup Points: 500 $1,152,000
66-66-65-71 268 (-12)

Palm Beach Gardens, FL February 20-26, 2017 FedExCup Points: 500 (first) Purse: $6,400,000
PGA National (Champion) Par/Yards: 35-35—70/7,140

LEADERS

First Round		Second Round		Third Round	
Wesley Bryan	64 (-6)	Wesley Bryan	131 (-9)	Rickie Fowler	197 (-13)
Cody Gribble	64 (-6)	Ryan Palmer	131 (-9)	Tyrrell Hatton	201 (-9)
Martin Kaymer	65 (-5)	Rickie Fowler	132 (-8)	Wesley Bryan	203 (-7)
Anirban Lahiri	65 (-5)	Anirban Lahiri	133 (-7)	Emiliano Grillo	203 (-7)
Ben Crane	66 (-4)	Graham DeLaet	134 (-6)	Martin Kaymer	203 (-7)
Graham DeLaet	66 (-4)	C.T. Pan	134 (-6)	Sean O'Hair	203 (-7)
Rickie Fowler	66 (-4)			Gary Woodland	203 (-7)
Sean O'Hair	66 (-4)				
Ryan Palmer	66 (-4)				
C.T. Pan	66 (-4)				
Ian Poulter	66 (-4)				

CUT: 70 players at even-par 140 from a field of 144 professionals.

WEATHER: **Thursday:** Partly cloudy, with a high of 79. Wind NNW 8-15 mph. **Friday:** Partly cloudy, with a high of 80. Wind NNE 7-14 mph. **Saturday:** Mostly sunny, with a high of 85. Wind SSE 7-14 mph. **Sunday:** Partly cloudy, with a high of 81. Wind NNE 15-20 mph.

ORDER OF FINISH

Player	Finish	Scores	Total	FedExCup Points	Money
Rickie Fowler	1	66-66-65-71	268	500.00	$1,152,000.00
Morgan Hoffmann	T2	68-67-69-68	272	245.00	563,200.00
Gary Woodland	T2	71-66-66-69	272	245.00	563,200.00
Wesley Bryan	T4	64-67-72-70	273	100.00	232,000.00
Chad Collins	T4	70-67-67-69	273	100.00	232,000.00
Tyrrell Hatton	T4	68-67-66-72	273		232,000.00
Billy Horschel	T4	70-68-67-68	273	100.00	232,000.00
Martin Kaymer	T4	65-70-68-70	273		232,000.00
Jhonattan Vegas	T4	67-73-69-64	273	100.00	232,000.00
Graham DeLaet	10	66-68-70-70	274	75.00	172,800.00
Paul Casey	T11	68-70-67-70	275	65.00	147,200.00
Anirban Lahiri	T11	65-68-71-71	275	65.00	147,200.00
Sean O'Hair	T11	66-72-65-72	275	65.00	147,200.00
Jason Dufner	T14	71-66-67-72	276	51.00	102,400.00
Sergio Garcia	T14	68-71-66-71	276	51.00	102,400.00
Graeme McDowell	T14	72-67-68-69	276	51.00	102,400.00
Francesco Molinari	T14	68-69-67-72	276	51.00	102,400.00
Adam Scott	T14	68-69-71-68	276	51.00	102,400.00
Brendan Steele	T14	73-65-70-68	276	51.00	102,400.00
Nick Watney	T14	71-67-73-65	276	51.00	102,400.00
Lucas Glover	T21	69-69-68-71	277	38.25	64,000.00
Brandon Hagy	T21	67-73-64-73	277	38.25	64,000.00
Louis Oosthuizen	T21	70-70-68-69	277	38.25	$64,000.00
J.J. Spaun	T21	68-68-72-69	277	38.25	64,000.00
Scott Stallings	T21	67-68-71-71	277	38.25	64,000.00
Jimmy Walker	T21	70-69-65-73	277	38.25	64,000.00
Bud Cauley	T27	72-66-67-73	278	25.90	40,832.00
Stewart Cink	T27	69-71-68-70	278	25.90	40,832.00
Luke Donald	T27	69-67-69-73	278	25.90	40,832.00
Jim Herman	T27	67-70-70-71	278	25.90	40,832.00
Zach Johnson	T27	68-69-67-74	278	25.90	40,832.00
Marc Leishman	T27	67-70-68-73	278	25.90	40,832.00
J.T. Poston	T27	69-67-72-70	278	25.90	40,832.00
Brian Stuard	T27	68-69-67-74	278	25.90	40,832.00
Tyrone Van Aswegen	T27	68-70-69-71	278	25.90	40,832.00
Mark Wilson	T27	69-69-71-69	278	25.90	40,832.00
Ryan Blaum	T37	67-73-65-74	279	16.50	28,160.00
Rafa Cabrera Bello	T37	68-70-67-74	279	16.50	28,160.00
Ryo Ishikawa	T37	70-70-67-72	279	16.50	28,160.00
Soren Kjeldsen	T37	70-70-71-68	279	16.50	28,160.00
Ryan Palmer	T37	66-65-73-75	279	16.50	28,160.00
C.T. Pan	T37	66-68-73-72	279	16.50	28,160.00
Emiliano Grillo	T43	68-70-65-77	280	11.30	21,120.00
David Hearn	T43	69-71-67-73	280	11.30	21,120.00
Russell Henley	T43	68-68-70-74	280	11.30	21,120.00
Seung-Yul Noh	T43	67-71-70-72	280	11.30	21,120.00
Ian Poulter	T43	66-72-70-72	280	11.30	21,120.00
Brian Harman	T48	67-69-73-72	281	8.75	$16,512.00
Kevin Kisner	T48	69-69-66-77	281	8.75	16,512.00
Ollie Schniederjans	T48	70-68-73-70	281	8.75	16,512.00
Boo Weekley	T48	72-67-71-71	281	8.75	16,512.00
Charles Howell III	T52	69-69-70-74	282	6.56	14,924.80
Billy Hurley III	T52	68-69-71-74	282	6.56	14,924.80
Sung Kang	T52	69-69-71-73	282	6.56	14,924.80
Luke List	T52	68-68-70-76	282	6.56	14,924.80
Daniel Summerhays	T52	69-69-71-73	282	6.56	14,924.80
Scott Brown	T57	71-69-74-69	283	5.40	14,336.00
Greg Chalmers	T57	70-69-73-71	283	5.40	14,336.00
Harold Varner III	T57	69-71-70-73	283	5.40	14,336.00
Harris English	T60	71-69-69-75	284	4.90	14,016.00
Brian Gay	T60	68-69-73-74	284	4.90	14,016.00
Blayne Barber	T62	67-71-69-78	285	4.40	13,696.00
Ben Crane	T62	66-73-77-69	285	4.40	13,696.00
Carl Pettersson	T62	70-69-69-77	285	4.40	13,696.00
Cameron Tringale	65	70-70-73-73	286	4.00	13,440.00
Mac Hughes	T66	69-71-72-75	287	3.70	13,248.00
Patton Kizzire	T66	69-71-74-73	287	3.70	13,248.00
Matthew Fitzpatrick	68	72-68-76-73	289		13,056.00
Ryan Brehm	69	70-68-79-73	290	3.20	12,928.00
Cody Gribble	70	64-76-71-80	291	3.00	12,800.00

The following players did not finish
(C=cut, W=withdrew, D=disqualified)

C—141-Steven Alker, Ryan Armour, Ernie Els, Si Woo Kim, Whee Kim, Kelly Kraft, David Lingmerth, Jamie Lovemark, Peter Malnati, William McGirt, Seamus Power, Rory Sabbatini, Kyle Stanley, Brett Stegmaier, Justin Thomas, Danny Willett, **142**-Ricky Barnes, Jonas Blixt, Smylie Kaufman, Danny Lee, John Peterson, Thomas Pieters, Shawn Stefani, Robert Streb, Johnson Wagner, **143**-Daniel Berger, Jason Bohn, Dominic Bozzelli, Chad Campbell, Jon Curran, Trey Mullinax, Grayson Murray, Xander Schauffele, John Senden, **144**-Zac Blair, Bryson DeChambeau, Joey Garber, Fabian Gomez, Retief Goosen, J.J. Henry, John Huh, Michael Kim, Andrew Loupe, Will MacKenzie, Hudson Swafford, Richy Werenski, **145**-Brett Drewitt, Derek Fathauer, Andres Gonzales, Padraig Harrington, Russell Knox, Kyle Reifers, Vaughn Taylor, **146**-Keegan Bradley, Robert Garrigus, Spencer Levin, Jeff Overton, **147**-Steven Bowditch, Martin Flores, Stephen Gangluff, **148**-Ken Duke, Patrick Rodgers, **149**-Alex Cejka, Freddie Jacobson, Brooks Koepka, Michael Thompson, **150**-Camilo Villegas, **151**-Mark Hubbard, **152**-Alan Morin. **W**—Tim Wilkinson, Cameron Percy, **84**-Matt Every, **77**-Branden Grace, **76**-Willy Wilcox.

TOURNAMENT HISTORY

Year	Winner	Score	Runner-up	Score	Location	Par/Yards
JACKIE GLEASON'S INVERRARY CLASSIC						
1972	Tom Weiskopf	278	Jack Nicklaus	279	Inverrary G&CC (East), Lauderhill, FL	72/7,128
JACKIE GLEASON'S INVERRARY NATIONAL AIRLINES CLASSIC						
1973	Lee Trevino	279	Forrest Fezler	280	Inverrary G&CC (East), Lauderhill, FL	72/7,128
JACKIE GLEASON'S INVERRARY CLASSIC						
1974	Leonard Thompson	278	Hale Irwin	279	Inverrary G&CC (East), Lauderhill, FL	72/7,128
1975	Bob Murphy	273	Eddie Pearce	274	Inverrary G&CC (East), Lauderhill, FL	72/7,128
1976	No Tournament+					
1977	Jack Nicklaus	275	Gary Player	280	Inverrary G&CC (East), Lauderhill, FL	72/7,128
1978	Jack Nicklaus	276	Grier Jones	277	Inverrary G&CC (East), Lauderhill, FL	72/7,128
1979	Larry Nelson	274	Grier Jones	277	Inverrary G&CC (East), Lauderhill, FL	72/7,128
1980	Johnny Miller	274	Charles Coody Bruce Lietzke	276	Inverrary G&CC (East), Lauderhill, FL	72/7,128
AMERICAN MOTORS INVERRARY CLASSIC						
1981	Tom Kite	274	Jack Nicklaus	275	Inverrary G&CC (East), Lauderhill, FL	72/7,128
HONDA INVERRARY CLASSIC						
1982	Hale Irwin	269	Tom Kite George Burns	270	Inverrary G&CC (East), Lauderhill, FL	72/7,128
1983	Johnny Miller	278	Jack Nicklaus	280	Inverrary G&CC (East), Lauderhill, FL	72/7,128
THE HONDA CLASSIC						
1984	Bruce Lietzke*	280	Andy Bean	280	TPC Eagle Trace, Coral Springs, FL	72/7,030
1985	Curtis Strange*	275	Peter Jacobsen	275	TPC Eagle Trace, Coral Springs, FL	72/7,030

*KEY: * = Playoff + = Inverrary served as site for Tournament Players Championship*

The Honda Classic

NOTES

*Beginning the final round of The Honda Classic with a four-stroke lead at 13-under 197, Jupiter, Fla. resident **Rickie Fowler** posted a 1-over 71 to win by four over **Morgan Hoffmann** and **Gary Woodland**. The win marked Fowler's fourth career PGA TOUR victory at the age of 28 years, 2 months, 13 days in his 179th start.*

*The 2017 Honda Classic marked **Rickie Fowler**'s fifth 54-hole lead/co-lead on the PGA TOUR. With his four-stroke victory, it became just the first time he converted for the win.*

***Rickie Fowler**'s 54-hole total of 13-under 197 was the lowest 54-hole score at PGA National by two shots.*

***Gary Woodland** claimed his second runner-up of the season, a T2 with rounds of 71-66-66-69—272 (-8). Woodland was in position to finish alone in second, before back-to-back bogeys on the 71st and 72nd holes resulted in the T2 with **Morgan Hoffmann**.*

*With scores of 68-67-69-68—272 (-8), **Morgan Hoffmann** (T2) was the only player in the field that week – and only the third since 2013 – to post all four rounds in the 60s at The Honda Classic.*

*En route to a 6-under 64 and share of the 18-hole lead with fellow PGA TOUR rookie **Wesley Bryan**, **Cody Gribble** became the first player in Honda Classic history to hit all 18 greens in regulation.*

*Prior to 2017, the 15th hole at PGA National (Champion) had yielded no holes-in-one. **Scott Stallings** (R1) and **Jhonattan Vegas** (R4) both aced the 15th.*

***Rickie Fowler** was one of three players (**Chad Collins** and **Zach Johnson**) who did not miss a putt inside seven feet at PGA National. Fowler was a perfect 57-for-57 putts made inside seven feet.*

Tournament Record:
264, Justin Leonard (2003)
Current Course Record:
61, Brian Harman (2012)

TOURNAMENT HISTORY

Year	Winner	Score	Runner-up	Score	Location	Par/Yards
1986	Kenny Knox	287	Andy Bean John Mahaffey Jodie Mudd Clarence Rose	288	TPC Eagle Trace, Coral Springs, FL	72/7,030
1987	Mark Calcavecchia	279	Bernhard Langer Payne Stewart	282	TPC Eagle Trace, Coral Springs, FL	72/7,030
1988	Joey Sindelar	276	Ed Fiori Sandy Lyle Payne Stewart	278	TPC Eagle Trace, Coral Springs, FL	72/7,030
1989	Blaine McCallister	266	Payne Stewart	270	TPC Eagle Trace, Coral Springs, FL	72/7,030
1990	John Huston	282	Mark Calcavecchia	284	TPC Eagle Trace, Coral Springs, FL	72/7,030
1991	Steve Pate	279	Paul Azinger Dan Halldorson	282	TPC Eagle Trace, Coral Springs, FL	72/7,030
1992	Corey Pavin*	273	Fred Couples	273	Weston Hills G&CC, Ft. Lauderdale, FL	72/7,069
1993	Fred Couples~*	207	Robert Gamez	207	Weston Hills G&CC, Ft. Lauderdale, FL	72/7,069
1994	Nick Price	276	Craig Parry	277	Weston Hills G&CC, Ft. Lauderdale, FL	71/6,964
1995	Mark O'Meara	275	Nick Faldo	276	Weston Hills G&CC, Ft. Lauderdale, FL	71/6,964
1996	Tim Herron	271	Mark McCumber	275	TPC Eagle Trace, Coral Springs, FL	72/7,037
1997	Stuart Appleby	274	Michael Bradley Payne Stewart	275	TPC Heron Bay, Coral Springs, FL	72/7,268
1998	Mark Calcavecchia	270	Vijay Singh	273	TPC Heron Bay, Coral Springs, FL	72/7,268
1999	Vijay Singh	277	Payne Stewart	279	TPC Heron Bay, Coral Springs, FL	72/7,268
2000	Dudley Hart	269	J.P. Hayes Kevin Wentworth	270	TPC Heron Bay, Coral Springs, FL	72/7,268
2001	Jesper Parnevik	270	Craig Perks Mark Calcavecchia Geoff Ogilvy	271	TPC Heron Bay, Coral Springs, FL	72/7,268
2002	Matt Kuchar	269	Brad Faxon Joey Sindelar	271	TPC Heron Bay, Coral Springs, FL	72/7,268
2003	Justin Leonard	264	Chad Campbell Davis Love III	265	CC at Mirasol, Palm Beach Gardens, FL (Sunset Course)	72/7,157
2004	Todd Hamilton	276	Davis Love III	277	CC at Mirasol, Palm Beach Gardens, FL (Sunrise Course)	72/7,468
2005	Padraig Harrington*	274	Joe Ogilvie Vijay Singh	274	CC at Mirasol, Palm Beach Gardens, FL (Sunrise Course)	72/7,468
2006	Luke Donald	276	Geoff Ogilvy	278	CC at Mirasol, Palm Beach Gardens, FL (Sunrise Course)	72/7,468
2007	Mark Wilson*	275	Jose Coceres Boo Weekley Camilo Villegas	275	PGA National Resort & Spa, Palm Beach Gardens, FL (Champion)	70/7,241
2008	Ernie Els	274	Luke Donald	275	PGA National Resort & Spa, Palm Beach Gardens, FL (Champion)	70/7,158
2009	Y.E. Yang	271	John Rollins	272	PGA National Resort & Spa, Palm Beach Gardens, FL (Champion)	70/7,158
2010	Camilo Villegas	267	Anthony Kim	272	PGA National Resort & Spa, Palm Beach Gardens, FL (Champion)	70/7,158
2011	Rory Sabbatini	271	Y.E. Yang	272	PGA National Resort & Spa, Palm Beach Gardens, FL (Champion)	70/7,110
2012	Rory McIlroy	268	Tom Gillis Tiger Woods	270	PGA National Resort & Spa, Palm Beach Gardens, FL (Champion)	70/7,110
2013	Michael Thompson	271	Geoff Ogilvy	273	PGA National Resort & Spa, Palm Beach Gardens, FL (Champion)	70/7,110
2013-14	Russell Henley*	272	Russell Knox Rory McIlroy Ryan Palmer	272	PGA National Resort & Spa, Palm Beach Gardens, FL (Champion)	70/7,140
2014-15	Padraig Harrington*	272	Daniel Berger	272	PGA National Resort & Spa, Palm Beach Gardens, FL (Champion)	70/7,140
2015-16	Adam Scott	271	Sergio Garcia	272	PGA National Resort & Spa, Palm Beach Gardens, FL (Champion)	70/7,140
2016-17	Rickie Fowler	268	Morgan Hoffmann Gary Woodland	272	PGA National Resort & Spa, Palm Beach Gardens, FL (Champion)	70/7,140

*KEY: * = Playoff ~ = Weather-shortened*

World Golf Championships–Mexico Championship

[The 16th of 43 events in the PGA TOUR Season]

Winner: DUSTIN JOHNSON
FedExCup Points: 550 $1,660,000
70-66-66-68 270 (-14)

Mexico City, Mexico February 27-March 5, 2017 FedExCup Points: 550 (first) Purse: $9,750,000
Club de Golf Chapultepec Par/Yards: 35-36—71/7,330

LEADERS

First Round		Second Round		Third Round	
Ross Fisher	67 (-4)	Rory McIlroy	133 (-9)	Justin Thomas	201 (-12)
Phil Mickelson	67 (-4)	Ross Fisher	135 (-7)	Dustin Johnson	202 (-11)
Ryan Moore	67 (-4)	Phil Mickelson	135 (-7)	Rory McIlroy	203 (-10)
Jon Rahm	67 (-4)	Justin Thomas	135 (-7)	Phil Mickelson	203 (-10)
Jimmy Walker	67 (-4)	Daniel Berger	136 (-6)	Jon Rahm	204 (-9)
Lee Westwood	67 (-4)	Dustin Johnson	136 (-6)	Lee Westwood	204 (-9)
Dustin Johnson	70 (-1)	Andy Sullivan	136 (-6)		

CUT: No cut. 76 of 77 players completed 72 holes.

WEATHER: **Thursday:** Partly cloudy, with a high of 75. Wind NE 8-20 mph. **Friday:** Partly cloudy, with a high of 72. Wind NW 8-15 mph. **Saturday:** Partly cloudy, with a high of 75. Wind NE 8-20 mph. **Sunday:** Partly cloudy, with a high of 72. Wind ENE 6-12 mph.

ORDER OF FINISH

Player	Finish	Scores	Total	FedExCup Points	Money
Dustin Johnson	1	70-66-66-68	270	550.00	$1,660,000.00
Tommy Fleetwood	2	69-70-66-66	271		1,045,000.00
Ross Fisher	T3	67-68-72-65	272		497,000.00
Jon Rahm	T3	67-70-67-68	272	170.00	497,000.00
Thomas Pieters	T5	68-69-68-68	273		312,500.00
Justin Thomas	T5	69-66-66-72	273	110.00	312,500.00
Phil Mickelson	T7	67-68-68-71	274	89.00	211,666.67
Brandt Snedeker	T7	75-68-66-65	274	89.00	211,666.67
Rory McIlroy	T7	68-65-70-71	274	89.00	211,666.66
Tyrrell Hatton	10	70-67-68-70	275		166,000.00
Kevin Kisner	11	72-68-68-68	276	73.00	154,000.00
Sergio Garcia	T12	68-71-68-70	277	63.75	131,250.00
J.B. Holmes	T12	69-68-69-71	277	63.75	131,250.00
Jordan Spieth	T12	71-72-63-71	277	63.75	131,250.00
Fabrizio Zanotti	T12	68-69-72-68	277		131,250.00
Daniel Berger	T16	70-66-70-72	278	54.25	105,125.00
Paul Casey	T16	74-71-67-66	278	54.25	105,125.00
Matthew Fitzpatrick	T16	71-67-72-68	278		105,125.00
Rickie Fowler	T16	69-69-73-67	278	54.25	105,125.00
Francesco Molinari	T20	71-72-70-66	279	48.73	91,333.34
Matt Kuchar	T20	68-71-67-73	279	48.73	91,333.33
Andy Sullivan	T20	71-65-72-71	279		91,333.33
Jason Dufner	T23	70-70-72-68	280	43.06	86,000.00
Martin Kaymer	T23	70-67-75-68	280		$86,000.00
Joost Luiten	T25	71-67-71-72	281		81,000.00
Hideki Matsuyama	T25	72-72-66-71	281	38.53	81,000.00
Jimmy Walker	T25	67-74-68-72	281	38.53	81,000.00
William McGirt	T28	72-67-71-72	282	32.58	75,625.00
Ryan Moore	T28	67-73-69-73	282	32.58	75,625.00
Lee Westwood	T28	67-71-66-78	282		75,625.00
Chris Wood	T28	68-73-71-70	282		75,625.00
Branden Grace	T32	73-69-68-73	283	24.65	70,500.00
Bill Haas	T32	70-69-75-69	283	24.65	70,500.00
Mac Hughes	T32	70-70-73-70	283	24.65	70,500.00
Soren Kjeldsen	T32	75-71-71-66	283	24.65	70,500.00
Scott Piercy	T32	72-73-72-66	283	24.65	70,500.00
Hideto Tanihara	T32	75-67-67-74	283		70,500.00
Rafa Cabrera Bello	T38	72-69-71-72	284	17.00	64,000.00
Pat Perez	T38	68-71-74-71	284	17.00	64,000.00
Justin Rose	T38	70-72-71-71	284	17.00	64,000.00
Charl Schwartzel	T38	71-68-70-75	284	17.00	64,000.00
Jhonattan Vegas	T38	69-74-68-73	284	17.00	64,000.00
Bubba Watson	T38	73-72-68-71	284	17.00	64,000.00
Gary Woodland	T38	73-67-74-70	284	17.00	64,000.00
Roberto Castro	T45	69-68-74-74	285	11.90	59,000.00
Adam Scott	T45	73-76-68-68	285	11.90	59,000.00
Bernd Wiesberger	T45	73-70-71-71	285		59,000.00
Byeong Hun An	T48	73-66-71-76	286	9.91	55,500.00
Brooks Koepka	T48	76-69-68-73	286	9.91	55,500.00
Louis Oosthuizen	T48	73-72-73-68	286	9.91	55,500.00
Brendan Steele	T48	74-71-70-71	286	9.91	$55,500.00
Emiliano Grillo	T52	72-77-69-69	287	7.93	52,000.00
Mike Hendry	T52	71-74-73-69	287		52,000.00
Kevin Na	T52	75-70-70-72	287	7.93	52,000.00
Sam Brazel	T55	75-68-70-75	288		50,000.00
Kevin Chappell	T55	71-77-71-69	288	6.57	50,000.00
Alexander Noren	T55	76-71-72-69	288		50,000.00
Marcus Fraser	T58	71-70-73-75	289		48,500.00
Jim Furyk	T58	77-71-70-71	289	5.89	48,500.00
Zach Johnson	T58	75-69-70-75	289	5.89	48,500.00
Yuta Ikeda	T61	75-74-72-69	290		47,250.00
Patrick Reed	T61	71-76-72-71	290	5.32	47,250.00
David Lipsky	T63	73-73-75-70	291		46,625.00
Thorbjorn Olesen	T63	73-77-68-73	291		46,625.00
Scott Hend	T65	76-71-73-73	293		46,125.00
Sean O'Hair	T65	71-71-75-76	293	4.42	46,125.00
Roberto Diaz	T67	71-76-71-76	294		45,625.00
Brandon Stone	T67	76-73-75-70	294		45,625.00
Danny Willett	69	76-72-72-75	295	3.62	45,250.00
Russell Knox	70	73-74-68-81	296	3.40	45,000.00
Jeunghun Wang	71	73-77-74-73	297		44,750.00
Si Woo Kim	T72	71-75-77-76	299	3.06	44,250.00
Pablo Larrazabal	T72	73-73-75-78	299		44,250.00
Richard Sterne	T72	76-79-72-72	299		44,250.00
Matthew Griffin	75	78-77-77-71	303		43,750.00
K.T. Kim	76	78-75-76-77	306		43,500.00

The following players did not finish
(W=withdrew)
W—Henrik Stenson.

NOTES

Making his first start since taking over the No. 1 spot in the Official World Golf Ranking following his win at the Genesis Open, ***Dustin Johnson*** *earned his 14th career PGA TOUR win at the World Golf Championships-Mexico Championship in his 207th TOUR start at the age of 32 years, 8 months, 11 days.*

Dustin Johnson *joined* ***Tiger Woods*** *(18) as players with four or more World Golf Championships victories. Johnson's WGC victories came at the HSBC Champions (2013), the Mexico Championship (2015), the Bridgestone Invitational (2016) and the Mexico Championship (2017).*

TOURNAMENT HISTORY

Year	Winner	Score	Runner-up	Score	Location	Par/Yards
DORAL CC OPEN INVITATIONAL						
1962	Billy Casper	283	Paul Bondeson	284	Doral CC (Blue), Miami, FL	72/6,939
1963	Dan Sikes	283	Sam Snead	284	Doral CC (Blue), Miami, FL	72/6,939
1964	Billy Casper	277	Jack Nicklaus	278	Doral CC (Blue), Miami, FL	72/6,939
1965	Doug Sanders	274	Bruce Devlin	275	Doral CC (Blue), Miami, FL	72/6,939
1966	Phil Rodgers	278	Jay Dolan	279	Doral CC (Blue), Miami, FL	72/6,939
			Kermit Zarley			
1967	Doug Sanders	275	Harold Henning	276	Doral CC (Blue), Miami, FL	72/6,939
			Art Wall			
1968	Gardner Dickinson	275	Tom Weiskopf	276	Doral CC (Blue), Miami, FL	72/6,939
1969	Tom Shaw	276	Tommy Aaron	277	Doral CC (Blue), Miami, FL	72/6,939
DORAL-EASTERN OPEN INVITATIONAL						
1970	Mike Hill	279	Jim Colbert	283	Doral CC (Blue), Miami, FL	72/6,939
1971	J.C. Snead	275	Gardner Dickinson	276	Doral CC (Blue), Miami, FL	72/6,939
1972	Jack Nicklaus	276	Bob Rosburg	278	Doral CC (Blue), Miami, FL	72/6,939
			Lee Trevino			
1973	Lee Trevino	276	Bruce Crampton	277	Doral CC (Blue), Miami, FL	72/6,939
			Tom Weiskopf			
1974	Bud Allin	272	Jerry Heard	273	Doral CC (Blue), Miami, FL	72/6,939
1975	Jack Nicklaus	276	Forrest Fezler	279	Doral CC (Blue), Miami, FL	72/6,939
			Bert Yancey			
1976	Hubert Green	270	Mark Hayes	276	Doral CC (Blue), Miami, FL	72/6,939
			Jack Nicklaus			
1977	Andy Bean	277	David Graham	278	Doral CC (Blue), Miami, FL	72/6,939
1978	Tom Weiskopf	272	Jack Nicklaus	273	Doral CC (Blue), Miami, FL	72/6,939
1979	Mark McCumber	279	Bill Rogers	280	Doral CC (Blue), Miami, FL	72/6,939
1980	Raymond Floyd*	279	Jack Nicklaus	279	Doral CC (Blue), Miami, FL	72/6,939

*KEY: * = Playoff*

World Golf Championships–Mexico Championship

NOTES

*English golfers **Tommy Fleetwood** and **Ross Fisher** finished second and T3, respectively.*

*After beginning the back nine of his final round par-eagle-par-par-birdie-birdie, **Jon Rahm** briefly held the solo-lead before bogeys at Nos. 16 and 17 resulted in a T3 in his World Golf Championships debut.*

***Dustin Johnson** became the fifth player, and first since **Adam Scott** in 2014, to win his first PGA TOUR start as the No. 1 player in the Official World Golf Ranking.*

*-1991 **Ian Woosnam** Masters Tournament*
*-1999 **David Duval** BellSouth Classic*
*-2004 **Vijay Singh** RBC Canadian Open*
*-2014 **Adam Scott** DEAN & DELUCA Invitational*
*-2017 **Dustin Johnson** World Golf Championships-Mexico Championship*

*Third-round leader **Justin Thomas** entered the final round one stroke ahead of **Dustin Johnson**, but posted a 1-over 72 in the final round to finish T5. His week was highlighted by a hole-in-one with a 6-iron at the 232-yard, par-3 13th hole.*

***Thomas Pieters**, who earned his first top-five finish in his fourth World Golf Championships start, was the only player in the field with four sub-70 rounds at Club de Golf Chapultepec.*

*Mexico's **Roberto Diaz** finished T67. Diaz, the only player representing Mexico in the 2017 field, secured his exemption into the tournament by finishing as the top-ranked Mexican player in the world (No. 472) at the conclusion of the Web.com Tour's Panama Claro Championship.*

The tournament yielded 77 hole outs, surpassing the 2009 World Golf Championships-Mexico Championship for most in a WGC (63).

Tournament Record:
261, Tiger Woods (2006) (The Grove)
Current Course Record:
63, Jordan Spieth (2016-17)
Tournament Course Record:
62 J.B. Holmes (2014-15) (Trump National Doral), Bubba Watson (2012) (TPC Blue Monster at Doral), Retief Goosen, Sergio Garcia (2002) (Mount Juliet)

TOURNAMENT HISTORY

Year	Winner	Score	Runner-up	Score	Location	Par/Yards
1981	Raymond Floyd	273	Keith Fergus David Graham	274	Doral CC (Blue), Miami, FL	72/6,939
1982	Andy Bean	278	Scott Hoch Mike Nicolette Jerry Pate	279	Doral CC (Blue), Miami, FL	72/6,939
1983	Gary Koch	271	Ed Fiori	276	Doral CC (Blue), Miami, FL	72/6,939
1984	Tom Kite	272	Jack Nicklaus	274	Doral CC (Blue), Miami, FL	72/6,939
1985	Mark McCumber	284	Tom Kite	285	Doral CC (Blue), Miami, FL	72/6,939
1986	Andy Bean*	276	Hubert Green	276	Doral CC (Blue), Miami, FL	72/6,939
DORAL-RYDER OPEN						
1987	Lanny Wadkins	277	Seve Ballesteros Tom Kite Don Pooley	280	Doral CC (Blue), Miami, FL	72/6,939
1988	Ben Crenshaw	274	Chip Beck Mark McCumber	275	Doral CC (Blue), Miami, FL	72/6,939
1989	Bill Glasson	275	Fred Couples	276	Doral CC (Blue), Miami, FL	72/6,939
1990	Greg Norman*	273	Paul Azinger Mark Calcavecchia Tim Simpson	273	Doral CC (Blue), Miami, FL	72/6,939
1991	Rocco Mediate*	276	Curtis Strange	276	Doral CC (Blue), Miami, FL	72/6,939
1992	Raymond Floyd	271	Keith Clearwater Fred Couples	273	Doral CC (Blue), Miami, FL	72/6,939
1993	Greg Norman	265	Paul Azinger Mark McCumber	269	Doral CC (Blue), Miami, FL	72/6,939
1994	John Huston	274	Billy Andrade Brad Bryant	277	Doral CC (Blue), Miami, FL	72/6,939
1995	Nick Faldo	273	Peter Jacobsen Greg Norman	274	Doral CC (Blue), Miami, FL	72/6,939
1996	Greg Norman	269	Michael Bradley Vijay Singh	271	Doral CC (Blue), Miami, FL	72/6,939
1997	Steve Elkington	275	Nick Price Larry Nelson	277	Doral CC (Blue), Miami, FL	72/6,939
1998	Michael Bradley	278	John Huston Billy Mayfair	279	Doral CC (Blue), Miami, FL	72/7,125
1999	Steve Elkington	275	Greg Kraft	276	Doral CC (Blue), Miami, FL	72/7,125
2000	Jim Furyk	265	Franklin Langham	267	Doral CC (Blue), Miami, FL	72/7,125
GENUITY CHAMPIONSHIP						
2001	Joe Durant	270	Mike Weir	272	Doral CC (Blue), Miami, FL	72/7,125
2002	Ernie Els	271	Tiger Woods	273	Doral CC (Blue), Miami, FL	72/7,125
FORD CHAMPIONSHIP AT DORAL						
2003	Scott Hoch*	271	Jim Furyk	271	Doral CC (Blue), Miami, FL	72/7,125
2004	Craig Parry*	271	Scott Verplank	271	Doral CC (Blue), Miami, FL	72/7,266
2005	Tiger Woods	264	Phil Mickelson	265	Doral CC (Blue), Miami, FL	72/7,266
2006	Tiger Woods	268	David Toms Camilo Villegas	269	Doral CC (Blue), Miami, FL	72/7,266
WORLD GOLF CHAMPIONSHIPS-AMERICAN EXPRESS CHAMPIONSHIP						
1999	Tiger Woods*	278	Miguel A. Jimenez	278	Valderrama GC, Andalucia, Spain	71/6,830
2000	Mike Weir	277	Lee Westwood	279	Valderrama GC, Andalucia, Spain	72/6,974
2001	No Tournament				Bellerive CC, St. Louis, MO	
2002	Tiger Woods	263	Retief Goosen	264	Mount Juliet Estate, Kilkenny, Ireland	72/7,246
2003	Tiger Woods	274	Stuart Appleby Tim Herron Vijay Singh	276	Capital City Club (Crabapple), Woodstock, GA	70/7,189
2004	Ernie Els	270	Thomas Bjorn	271	Mount Juliet Conrad, Kilkenny, Ireland	72/7,256
2005	Tiger Woods*	270	John Daly	270	Harding Park GC, San Francisco, CA	70/7,086
2006	Tiger Woods	261	Ian Poulter Adam Scott	269	The Grove, Hertfordshire, England	71/7,125
WORLD GOLF CHAMPIONSHIPS-CA CHAMPIONSHIP						
2007	Tiger Woods	278	Brett Wetterich	280	Doral Golf Resort & Spa, Miami, FL	72/7,266
2008	Geoff Ogilvy	271	Jim Furyk Retief Goosen Vijay Singh	272	Doral Golf Resort & Spa, Miami, FL	72/7,266
2009	Phil Mickelson	269	Nick Watney	270	Doral Golf Resort & Spa, Miami, FL	72/7,266
2010	Ernie Els	270	Charl Schwartzel	274	TPC Blue Monster at Doral, Miami, FL	72/7,266
WORLD GOLF CHAMPIONSHIPS-CADILLAC CHAMPIONSHIP						
2011	Nick Watney	272	Dustin Johnson	274	TPC Blue Monster at Doral, Miami, FL	72/7,334
2012	Justin Rose	272	Bubba Watson	273	TPC Blue Monster at Doral, Miami, FL	72/7,334
2013	Tiger Woods	269	Steve Stricker	271	TPC Blue Monster at Doral, Miami, FL	72/7,334
2013-14	Patrick Reed	284	Jamie Donaldson	285	Trump National Doral, Miami, FL	72/7,481
2014-15	Dustin Johnson	279	J.B. Holmes	280	Trump National Doral, Miami, FL	72/7,528
2015-16	Adam Scott	276	Bubba Watson	277	Trump National Doral, Miami, FL	72/7,543
WORLD GOLF CHAMPIONSHIPS-MEXICO CHAMPIONSHIP						
2016-17	Dustin Johnson	270	Tommy Fleetwood	271	Club de Golf Chapultepec, Mexico City, Mexico	71/7,330

*KEY: * = Playoff*

Valspar Championship

[The 17th of 43 events in the PGA TOUR Season]

Winner: ADAM HADWIN
FedExCup Points: 500 $1,134,000
68-64-67-71 270 (-14)

Palm Harbor, FL **March 6-12, 2017** **FedExCup Points: 500 (first)** **Purse: $6,300,000**
Innisbrook Resort (Copperhead) **Par/Yards: 36-35—71/7,340**

LEADERS

First Round		Second Round		Third Round	
Jim Herman	62 (-9)	Adam Hadwin	132 (-10)	Adam Hadwin	199 (-14)
Russell Henley	64 (-7)	Jim Herman	133 (-9)	Patrick Cantlay	203 (-10)
Henrik Stenson	64 (-7)	Tyrone Van Aswegen	134 (-8)	Jim Herman	204 (-9)
James Hahn	65 (-6)	Dominic Bozzelli	135 (-7)	Dominic Bozzelli	205 (-8)
Seamus Power	66 (-5)	Russell Henley	135 (-7)	J.J. Henry	206 (-7)
Adam Hadwin	68 (-3)	Henrik Stenson	135 (-7)	Henrik Stenson	206 (-7)

CUT: 70 professionals at even-par 142 from a field of 143 professionals and one amateur.

WEATHER: Thursday: Due to fog, the start to round one was delayed by one hour and began at 7:50 a.m. Partly cloudy, with a high of 75. Wind WNW 8-12 mph. Due to darkness, round one was suspended for the day at 6:43 p.m. A total of 19 players returned at 7:40 a.m. Friday to complete their round. **Friday:** Partly cloudy, with a high of 76. Wind WNW 10-15 mph. **Saturday:** Sunny, with a high of 80. Wind NNE 8-15 mph. **Sunday:** Mostly cloudy, with a high of 75. Wind WNW 5-10 mph.

ORDER OF FINISH

Player	Finish	Scores	Total	FedExCup Points	Money
Adam Hadwin	1	68-64-67-71	270	500.00	$1,134,000.00
Patrick Cantlay	2	71-66-66-68	271	300.00	680,400.00
Dominic Bozzelli	T3	67-68-70-67	272	162.50	365,400.00
Jim Herman	T3	62-71-71-68	272	162.50	365,400.00
Tony Finau	5	67-72-70-64	273	110.00	252,000.00
Charl Schwartzel	6	70-70-67-68	275	100.00	226,800.00
Wesley Bryan	T7	68-68-72-68	276	87.50	203,175.00
Henrik Stenson	T7	64-71-71-70	276	87.50	203,175.00
Russell Henley	T9	64-71-75-67	277	77.50	176,400.00
John Huh	T9	69-70-69-69	277	77.50	176,400.00
Chad Campbell	T11	71-69-69-69	278	65.00	144,900.00
Jason Dufner	T11	68-71-72-67	278	65.00	144,900.00
Keith Mitchell	T11	69-70-71-68	278		144,900.00
Alex Cejka	T14	68-70-72-69	279	54.00	110,250.00
Graeme McDowell	T14	75-67-70-67	279	54.00	110,250.00
J.T. Poston	T14	69-70-69-71	279	54.00	110,250.00
Nick Watney	T14	70-69-70-70	279	54.00	110,250.00
Lucas Glover	T18	68-70-69-73	280	46.00	85,050.00
David Hearn	T18	68-74-68-70	280	46.00	85,050.00
Ryan Moore	T18	69-72-68-71	280	46.00	85,050.00
Kevin Streelman	T18	71-68-71-70	280	46.00	85,050.00
Jonas Blixt	T22	69-71-72-69	281	37.30	$60,480.00
Graham DeLaet	T22	71-71-72-67	281	37.30	60,480.00
J.J. Henry	T22	72-67-67-75	281	37.30	60,480.00
Matt Kuchar	T22	69-69-73-70	281	37.30	60,480.00
Danny Lee	T22	72-69-70-70	281	37.30	60,480.00
David Lingmerth	T27	70-72-72-68	282	25.27	39,346.37
Luke List	T27	68-69-75-70	282	25.27	39,346.37
Jamie Lovemark	T27	69-69-74-70	282	25.27	39,346.37
Chez Reavie	T27	72-68-73-69	282	25.27	39,346.37
Stewart Cink	T27	69-71-71-71	282	25.27	39,346.36
Bryson DeChambeau	T27	67-70-72-73	282	25.27	39,346.36
Harris English	T27	77-65-69-71	282	25.27	39,346.36
Soren Kjeldsen	T27	68-70-73-71	282	25.27	39,346.36
Seamus Power	T27	66-74-72-70	282	25.27	39,346.36
Kyle Stanley	T27	69-71-71-71	282	25.27	39,346.36
Tyrone Van Aswegen	T27	69-65-75-73	282	25.27	39,346.36
Patrick Reed	T38	70-72-72-69	283	17.00	28,350.00
Brian Stuard	T38	70-72-70-71	283	17.00	28,350.00
Hudson Swafford	T38	68-69-73-73	283	17.00	28,350.00
Blayne Barber	T41	70-67-74-73	284	11.87	21,451.50
Ryan Blaum	T41	68-73-75-68	284	11.87	21,451.50
Jim Furyk	T41	69-73-70-72	284	11.87	21,451.50
Bill Haas	T41	70-72-73-69	284	11.87	21,451.50
James Hahn	T41	65-72-77-70	284	11.87	21,451.50
Rod Pampling	T41	70-69-76-69	284	11.87	$21,451.50
Ian Poulter	T41	72-67-76-69	284	11.87	21,451.50
Webb Simpson	T41	67-75-70-72	284	11.87	21,451.50
Byeong Hun An	T49	69-72-71-73	285	8.50	15,918.00
Charles Howell III	T49	67-71-73-74	285	8.50	15,918.00
Cameron Smith	T49	74-67-72-72	285	8.50	15,918.00
Robert Garrigus	T52	71-70-75-70	286	6.75	14,773.50
Morgan Hoffmann	T52	69-72-70-75	286	6.75	14,773.50
Michael Kim	T52	70-71-75-70	286	6.75	14,773.50
Ben Martin	T52	75-67-68-76	286	6.75	14,773.50
Hunter Mahan	T56	71-68-73-75	287	5.70	14,301.00
Tim Wilkinson	T56	70-72-71-74	287	5.70	14,301.00
Keegan Bradley	T58	67-73-75-73	288	5.10	13,923.00
Bud Cauley	T58	70-72-76-70	288	5.10	13,923.00
Jason Kokrak	T58	68-71-74-75	288	5.10	13,923.00
Gary Woodland	T58	71-70-76-71	288	5.10	13,923.00
Ben Crane	T62	74-66-76-73	289	4.40	13,482.00
Charlie Danielson	T62	71-71-73-74	289		13,482.00
Nick Taylor	T62	72-70-73-74	289	4.40	13,482.00
Kelly Kraft	T65	72-70-74-74	290	3.90	13,167.00
Lee McCoy	T65	72-68-74-76	290		13,167.00
Kyle Reifers	67	69-72-75-75	291	3.60	12,978.00
Scott Stallings	68	72-70-78-72	292	3.40	12,852.00
Ryo Ishikawa	69	69-73-73-81	296	3.20	12,726.00

The following players did not finish
(C=cut, W=withdrew, D=disqualified)

C—143-Aaron Baddeley, Daniel Berger, Zac Blair, Greg Chalmers, Brian Gay, Cody Gribble, Beau Hossler, Billy Hurley III, Peter Malnati, Ollie Schniederjans, 144-Ricky Barnes, Luke Donald, Ken Duke, Ernie Els, Martin Flores, Russell Knox, Spencer Levin, Seung-Yul Noh, Scott Piercy, Steve Stricker, Johnson Wagner, Bubba Watson, Willy Wilcox, 145-Sung Kang, Patton Kizzire, Kevin Na, Justin Thomas, Cameron Tringale, Harold Varner III, 146-Jason Bohn, Steven Bowditch, Chad Collins, Smylie Kaufman, Martin Laird, George McNeill, Sam Saunders, John Senden, Vijay Singh, Steve Wheatcroft, 147-K.J. Choi, Brian Harman, Charley Hoffman, Freddie Jacobson, Chris Kirk, Andrew Loupe, Trey Mullinax, C.T. Pan, Shawn Stefani, Brett Stegmaier, Richy Werenski, Zach Wright, 148-Derek Fathauer, Billy Horschel, Steve Marino, Troy Merritt, Geoff Ogilvy, Carl Pettersson, J.J. Spaun, Robert Streb, Daniel Summerhays, Boo Weekley, 149-Retief Goosen, Mark Hubbard, Grayson Murray, Jimmy Stanger (A), 150-Michael Thompson, 151-Bryce Molder, Patrick Rodgers, Brendon Todd, 152-Scott Brown, Matt Every, 156-Rod Perry. W--81-Si Woo Kim, 75-Whee Kim, 142-Sean O'Hair.

Tournament Record:
266, Vijay Singh (2004)
Tournament Course Record:
61, Padraig Harrington (2012)

TOURNAMENT HISTORY

Year	Winner	Score	Runner-up	Score	Location	Par/Yards
TAMPA BAY CLASSIC						
2000	John Huston	271	Carl Paulson	274	Westin Innisbrook Resort, (Copperhead) Palm Harbor, FL	71/7,295
2001	No Tournament+					
2002	K.J. Choi	267	Glen Day	274	Westin Innisbrook Resort, (Copperhead) Palm Harbor, FL	71/7,295
CHRYSLER CHAMPIONSHIP						
2003	Retief Goosen	272	Vijay Singh	275	Westin Innisbrook Resort, (Copperhead) Palm Harbor, FL	71/7,315
2004	Vijay Singh	266	Tommy Armour III Jesper Parnevik	271	Westin Innisbrook Resort, (Copperhead) Palm Harbor, FL	71/7,340
2005	Carl Pettersson	275	Chad Campbell	276	Westin Innisbrook Resort, (Copperhead) Tampa Bay, FL	71/7,340
2006	K.J Choi	271	Paul Goydos Brett Wetterich	275	Westin Innisbrook Resort, (Copperhead) Palm Harbor, FL	71/7,340
PODS CHAMPIONSHIP						
2007	Mark Calcavecchia	274	John Senden Heath Slocum	275	Innisbrook Resort & GC, (Copperhead) Palm Harbor, FL	71/7,340
2008	Sean O'Hair	280	Ryuji Imada Troy Matteson John Senden George McNeill Stewart Cink Billy Mayfair	282	Innisbrook Resort & GC, (Copperhead) Palm Harbor, FL	71/7,340

KEY: + = Events of September 11

Valspar Championship

NOTES

Beginning the final round of the 2017 Valspar Championship with a four-stroke lead, Canada's ***Adam Hadwin*** *needed only an even-par 71 to hold off a hard-charging* ***Patrick Cantlay*** *by a stroke and claim his first career PGA TOUR victory at the age of 29 years, 4 months, 10 days in his 78th start.*

With his win, ***Adam Hadwin*** *became the 15th Canadian to win on the PGA TOUR, joining* ***George Knudson***, ***Mike Weir***, ***Ian Leggatt***, ***Stan Leonard***, ***Richard Zokol***, ***Dan Halldorson***, ***Dave Barr***, ***Al Balding***, ***Jules Huot***, ***Al Johnston***, ***Stephen Ames***, ***Nick Taylor*** *and* ***Mac Hughes****. (Ames and Johnston became Canadian citizens prior to winning).*

Adam Hadwin *became just the second player to win on the Mackenzie Tour – PGA TOUR Canada, Web.com Tour and the PGA TOUR. With his win at the 2016 RSM Classic,* ***Mac Hughes*** *became the first.*

As the last sponsor invite into the field, ***Patrick Cantlay*** *entered the 18th hole tied for the lead but hit his second shot from 167 yards into the greenside bunker and failed to make a 15-foot putt for par to force sudden death. His solo-second was worth $680,400, satisfying his Major Medical Extension (Web.com Tour category).*

Patrick Cantlay*'s runner-up finish marked just his second PGA TOUR start since the 2014 OHL Classic at Mayakoba. A combination of physical injuries and personal battles kept him away from TOUR competition. In his only prior start to the 2016-17 PGA TOUR Season, he finished T48 at the AT&T Pebble Beach Pro-Am.*

After opening with a 9-under 62 in the first round to lead by two strokes, ***Jim Herman*** *finished T3, marking his best showing on the PGA TOUR since his maiden win at the 2016 Shell Houston Open.*

The lowest score in the final round of the 2017 Valspar Championship, a 7-under 64, belonged to ***Tony Finau****. En route to the finish at Innisbrook's Copperhead Course, Finau hit a perfect 13 of 13 fairways in regulation. He led the field in fairways hit, with a total of 40 of 52. With his final round, Finau jumped from T12 after 54 holes to solo-fifth at the conclusion of play.*

TOURNAMENT HISTORY

Year	Winner	Score	Runner-up	Score	Location	Par/Yards
TRANSITIONS CHAMPIONSHIP						
2009	Retief Goosen	276	Charles Howell III Brett Quigley	277	Innisbrook Resort & GC, (Copperhead) Palm Harbor, FL	71/7,340
2010	Jim Furyk	271	K.J. Choi	272	Innisbrook Resort & GC, (Copperhead) Palm Harbor, FL	71/7,340
2011	Gary Woodland	269	Webb Simpson	270	Innisbrook Resort & GC, (Copperhead) Palm Harbor, FL	71/7,332
2012	Luke Donald*	271	Sangmoon Bae Jim Furyk Robert Garrigus	271	Innisbrook Resort & GC, (Copperhead) Palm Harbor, FL	71/7,340
TAMPA BAY CHAMPIONSHIP PRESENTED BY EVERBANK						
2013	Kevin Streelman	274	Boo Weekley	276	Innisbrook Resort & GC, (Copperhead) Palm Harbor, FL	71/7,340
VALSPAR CHAMPIONSHIP						
2013-14	John Senden	277	Kevin Na	278	Innisbrook Resort & GC, (Copperhead) Palm Harbor, FL	71/7,340
2014-15	Jordan Spieth*	274	Sean O'Hair Patrick Reed	274	Innisbrook Resort & GC, (Copperhead) Palm Harbor, FL	71/7,340
2015-16	Charl Schwartzel*	277	Bill Haas	277	Innisbrook Resort & GC, (Copperhead) Palm Harbor, FL	71/7,340
2016-17	Adam Hadwin	270	Patrick Cantlay	271	Innisbrook Resort & GC, (Copperhead) Palm Harbor, FL	71/7,340

*KEY: * = Playoff*

Arnold Palmer Invitational
presented by Mastercard

[The 18th of 43 events in the PGA TOUR Season]

Winner: MARC LEISHMAN
FedExCup Points: 500 $1,566,000
71-66-71-69 277 (-11)

Orlando, FL **March 13-19, 2017** **FedExCup Points: 500 (first)** **Purse: $8,700,000**
Bay Hill Club & Lodge **Par/Yards: 36-36-72/7,419**

LEADERS

First Round		Second Round		Third Round	
Matthew Fitzpatrick	67 (-5)	Charley Hoffman	134 (-10)	Charley Hoffman	205 (-11)
Emiliano Grillo	67 (-5)	Emiliano Grillo	135 (-9)	Kevin Kisner	205 (-11)
Paul Casey	68 (-4)	Matthew Fitzpatrick	136 (-8)	Matthew Fitzpatrick	208 (-8)
Lucas Glover	68 (-4)	Lucas Glover	137 (-7)	Tyrrell Hatton	208 (-8)
Charley Hoffman	68 (-4)	Kevin Kisner	137 (-7)	Marc Leishman	208 (-8)
Marc Leishman	71 (-1)	Marc Leishman	137 (-7)		

CUT: 72 professionals at 3-over 147 from a field of 118 professionals and two amateurs.

WEATHER: **Thursday:** Sunny and cool with a high of 63. Wind NNW 10-15 mph. **Friday:** Sunny with a high of 71. Wind NE 6-12 mph. **Saturday:** Sunny with a high of 79. Wind WSW 5-10 mph. **Sunday:** Sunny with a high of 78. Wind NNW 12-18 mph with gusts of 25 mph.

ORDER OF FINISH

Player	Finish	Scores	Total	FedExCup Points	Money
Marc Leishman	1	71-66-71-69	277	500.00	$1,566,000.00
Charley Hoffman	T2	68-66-71-73	278	245.00	765,600.00
Kevin Kisner	T2	70-67-68-73	278	245.00	765,600.00
Tyrrell Hatton	T4	72-69-67-71	279		382,800.00
Rory McIlroy	T4	74-71-65-69	279	122.50	382,800.00
Adam Hadwin	6	70-70-69-71	280	100.00	313,200.00
Lucas Glover	T7	68-69-72-72	281	85.00	271,150.00
Emiliano Grillo	T7	67-68-78-68	281	85.00	271,150.00
Francesco Molinari	T7	70-68-74-69	281	85.00	271,150.00
Tommy Fleetwood	T10	78-66-70-68	282		226,200.00
Hudson Swafford	T10	73-72-69-68	282	72.50	226,200.00
Rickie Fowler	12	74-72-65-72	283	65.00	200,100.00
Matthew Fitzpatrick	T13	67-69-72-76	284		163,125.00
Brian Harman	T13	72-70-73-69	284	56.25	163,125.00
Billy Horschel	T13	72-73-67-72	284	56.25	163,125.00
Justin Rose	T13	71-70-70-73	284	56.25	163,125.00
Greg Chalmers	T17	69-72-69-75	285	46.00	117,740.00
Michael Kim	T17	72-71-70-72	285	46.00	117,740.00
Danny Lee	T17	75-70-73-67	285	46.00	117,740.00
Luke List	T17	71-71-72-71	285	46.00	117,740.00
Pat Perez	T17	74-70-69-72	285	46.00	117,740.00
Kyle Stanley	T17	73-68-69-75	285	46.00	117,740.00
Jason Day	T23	70-71-75-70	286	35.60	$77,430.00
Martin Kaymer	T23	73-71-68-74	286		77,430.00
Jamie Lovemark	T23	72-69-75-70	286	35.60	77,430.00
Vaughn Taylor	T23	71-71-73-71	286	35.60	77,430.00
Jeunghun Wang	T23	71-68-77-70	286		77,430.00
Stewart Cink	T28	70-76-70-71	287	27.25	57,855.00
Tony Finau	T28	72-67-77-71	287	27.25	57,855.00
Brandon Hagy	T28	73-71-70-73	287	27.25	57,855.00
Graeme McDowell	T28	72-71-71-73	287	27.25	57,855.00
Louis Oosthuizen	T28	70-73-71-73	287	27.25	57,855.00
Brandt Snedeker	T28	72-71-71-73	287	27.25	57,855.00
Keegan Bradley	T34	71-71-71-75	288	19.00	43,002.86
David Hearn	T34	70-73-74-71	288	19.00	43,002.86
Ryan Moore	T34	72-69-74-73	288	19.00	43,002.86
Ollie Schniederjans	T34	73-70-72-73	288	19.00	43,002.86
Bubba Watson	T34	72-72-76-68	288	19.00	43,002.86
Cameron Smith	T34	74-69-69-76	288	19.00	43,002.85
Harold Varner III	T34	70-70-71-77	288	19.00	43,002.85
Aaron Baddeley	T41	70-75-69-75	289	13.50	33,060.00
Paul Casey	T41	68-72-71-78	289	13.50	33,060.00
Ben Martin	T41	73-72-74-70	289	13.50	33,060.00
Ian Poulter	T41	72-73-71-73	289	13.50	33,060.00
Russell Henley	T45	72-71-70-77	290	10.25	26,187.00
Jim Herman	T45	73-72-75-70	290	10.25	26,187.00
Hideki Matsuyama	T45	73-69-72-76	290	10.25	26,187.00
Charl Schwartzel	T45	72-71-72-75	290	10.25	$26,187.00
Byeong Hun An	T49	76-70-72-73	291	7.50	21,078.86
Kevin Chappell	T49	72-74-74-71	291	7.50	21,078.86
James Hahn	T49	73-71-73-74	291	7.50	21,078.86
Martin Laird	T49	77-68-75-71	291	7.50	21,078.86
J.J. Spaun	T49	70-73-76-72	291	7.50	21,078.86
Si Woo Kim	T49	71-71-74-75	291	7.50	21,078.85
Alex Noren	T49	70-74-71-76	291		21,078.85
Charles Howell III	T56	72-72-74-74	292	5.30	19,401.00
Jason Kokrak	T56	72-74-71-75	292	5.30	19,401.00
Troy Merritt	T56	76-71-72-73	292	5.30	19,401.00
C.T. Pan	T56	75-71-74-72	292	5.30	19,401.00
Ryan Ruffels	T56	69-74-76-73	292		19,401.00
Steve Wheatcroft	T56	77-69-71-75	292	5.30	19,401.00
Blayne Barber	T62	75-72-77-69	293	4.30	18,531.00
Matt Every	T62	73-70-74-76	293	4.30	18,531.00
Fabian Gomez	T62	74-72-71-76	293	4.30	18,531.00
Tim Herron	T62	72-73-72-76	293	4.30	18,531.00
John Huh	T66	74-72-71-77	294	3.60	17,922.00
Zach Johnson	T66	75-70-73-76	294	3.60	17,922.00
Boo Weekley	T66	75-72-73-74	294	3.60	17,922.00
Wesley Bryan	69	77-70-71-77	295	3.20	17,574.00
Kevin Streelman	70	75-71-74-77	297	3.00	17,400.00
Derek Fathauer	71	74-71-71-83	299	2.90	17,226.00
David Lingmerth	72	74-72-70-88	304	2.80	17,052.00

The following players did not finish
(C=cut, W-withdrew, D=disqualified, A=amateur)

C—148-Chad Campbell, Roberto Castro, Retief Goosen, Brooks Koepka, William McGirt, Kevin Na, Greg Owen, Chez Reavie, Sam Saunders, Vijay Singh, **149**-Graham DeLaet, Billy Hurley III, Trevor Immelman, Rod Pampling, Kyle Reifers, Henrik Stenson, Daniel Summerhays, Camilo Villegas, **150**-Branden Grace, Cody Gribble, Patton Kizzire, Matthias Schwab (A), Brian Stuard, **151**-Bud Cauley, John Daly, Ernie Els, Morgan Hoffmann, Mac Hughes, Chris Kirk, Anirban Lahiri, **152**-Robby Shelton, Webb Simpson, **153**-Scott Brown, Thorbjorn Olesen, Rob Oppenheim, Thomas Pieters, **155**-Harris English, Smylie Kaufman, Sean O'Hair, Geoff Ogilvy, **156**-David Hronek, Grayson Murray, Seung-Yul Noh, **157**-Patrick Rodgers, **158**-Steven Bowditch, **159**-Robert Gamez. **D—79**-Kelly Kraft, Curtis Luck (A).

Tournament Record:
264, Payne Stewart (1987)
Current Course Record:
62, Andy Bean (1981), Greg Norman (1984), Adam Scott (2014)

TOURNAMENT HISTORY

Year	Winner	Score	Runner-up	Score	Location	Par/Yards
FLORIDA CITRUS OPEN INVITATIONAL						
1966	Lionel Hebert	279	Charles Coody Dick Lytle Jack Nicklaus	281	Rio Pinar CC, Orlando, FL	72/7,012
1967	Julius Boros	274	George Knudson Arnold Palmer	275	Rio Pinar CC, Orlando, FL	72/7,012
1968	Dan Sikes	274	Tom Weiskopf	275	Rio Pinar CC, Orlando, FL	72/7,012
1969	Ken Still	278	Miller Barber	279	Rio Pinar CC, Orlando, FL	72/7,012
1970	Bob Lunn	271	Rives McBee	282	Rio Pinar CC, Orlando, FL	72/7,012
1971	Arnold Palmer	270	Julius Boros	271	Rio Pinar CC, Orlando, FL	72/7,012
1972	Jerry Heard	276	Bobby Mitchell	278	Rio Pinar CC, Orlando, FL	72/7,012
1973	Bud Allin	265	Charles Coody	273	Rio Pinar CC, Orlando, FL	72/7,012
1974	Jerry Heard	273	Homero Blancas Jim Jamieson	276	Rio Pinar CC, Orlando, FL	72/7,012
1975	Lee Trevino	276	Hale Irwin	277	Rio Pinar CC, Orlando, FL	72/7,012
1976	Hale Irwin*	270	Kermit Zarley	270	Rio Pinar CC, Orlando, FL	72/7,012
1977	Gary Koch	274	Dale Hayes Joe Inman	276	Rio Pinar CC, Orlando, FL	72/7,012
1978	Mac McLendon	271	David Graham	273	Rio Pinar CC, Orlando, FL	72/7,012
BAY HILL CITRUS CLASSIC						
1979	Bob Byman*	278	John Schroeder	278	Bay Hill Club & Lodge, Orlando, FL	71/7,103
BAY HILL CLASSIC						
1980	Dave Eichelberger	279	Leonard Thompson	282	Bay Hill Club & Lodge, Orlando, FL	71/7,103
1981	Andy Bean	266	Tom Watson	273	Bay Hill Club & Lodge, Orlando, FL	71/7,103
1982	Tom Kite*	278	Jack Nicklaus Denis Watson	278	Bay Hill Club & Lodge, Orlando, FL	71/7,103

*KEY: * = Playoff*

Arnold Palmer Invitational
presented by Mastercard

NOTES

Starting the final round three shots off the lead, ***Marc Leishman*** *made a 51'5" putt for eagle on Arnold Palmer's favorite hole, the par-5 No. 16, to take a one-shot lead heading to 17. With pars on his last two holes, he finished at 11-under 277 for the clubhouse lead. When* ***Kevin Kisner*** *was unable to birdie the 18th hole, Leishman earned his second PGA TOUR victory in his 207th start at the age of 33 years, 4 months, 23 days.*

Marc Leishman *received a three-year exemption for his win at Bay Hill, instead of the two-year exemption awarded at other TOUR events. In addition, he became the first Arnold Palmer Invitational champion to receive a red cardigan sweater, a staple of the late Arnold Palmer's wardrobe.*

Marc Leishman *became just the sixth international player to win the Arnold Palmer Invitational, and third Australian, joining* ***Rod Pampling*** *(2006) and* ***Jason Day*** *(2016). Other international winners include South African* ***Ernie Els*** *(1998 and 2010),* ***Vijay Singh*** *of Fiji (2007) and Scotland's* ***Martin Laird*** *(2011).*

Both ***Tyrrell Hatton*** *(T4) and* ***Tommy Fleetwood*** *(T10) earned enough non-member FedExCup points at the 2017 Arnold Palmer Invitational to become eligible for Special Temporary Membership on the PGA TOUR.*

Rory McIlroy *began the final round five strokes off the lead. With seven birdies, McIlroy made a charge, at one point tying the lead. A bogey at the 18th, a product of his first 3-putt of the week, led to a 3-under 69 for a T4 finish. The largest comeback in tournament history is six shots (****Tom Kite****/1982 and* ***Gary Koch****/1984).* ***Tiger Woods*** *won in 2009 after a five-stroke deficit.*

Defending champion ***Jason Day*** *posted rounds of 70-71-75-70 to finish T23 as he attempted to join* ***Matt Every*** *(2014-15),* ***Tiger Woods*** *(2000-03, 2008-09, 2012-13) and* ***Loren Roberts*** *(1994-95) as back-to-back winners at Bay Hill.*

Henrik Stenson *missed the cut in 2017 for the first time in nine starts at the Arnold Palmer Invitational. He had finished inside the top 15 in his last five starts at Bay Hill (2016/T3, 2015/2nd, 2014/T5, 2013/T8, 2012/T15).*

TOURNAMENT HISTORY

Year	Winner	Score	Runner-up	Score	Location	Par/Yards
1983	Mike Nicolette*	283	Greg Norman	283	Bay Hill Club & Lodge, Orlando, FL	71/7,103
1984	Gary Koch*	272	George Burns	272	Bay Hill Club & Lodge, Orlando, FL	71/7,103
HERTZ BAY HILL CLASSIC						
1985	Fuzzy Zoeller	275	Tom Watson	277	Bay Hill Club & Lodge, Orlando, FL	71/7,103
1986	Dan Forsman~	202	Raymond Floyd Mike Hulbert	203	Bay Hill Club & Lodge, Orlando, FL	71/7,103
1987	Payne Stewart	264	David Frost	267	Bay Hill Club & Lodge, Orlando, FL	71/7,103
1988	Paul Azinger	271	Tom Kite	276	Bay Hill Club & Lodge, Orlando, FL	71/7,103
THE NESTLE INVITATIONAL						
1989	Tom Kite*	278	Davis Love III	278	Bay Hill Club & Lodge, Orlando, FL	71/7,103
1990	Robert Gamez	274	Greg Norman	275	Bay Hill Club & Lodge, Orlando, FL	72/7,114
1991	Andrew Magee~	203	Tom Sieckmann	205	Bay Hill Club & Lodge, Orlando, FL	72/7,114
1992	Fred Couples	269	Gene Sauers	278	Bay Hill Club & Lodge, Orlando, FL	72/7,114
1993	Ben Crenshaw	280	Davis Love III Rocco Mediate Vijay Singh	282	Bay Hill Club & Lodge, Orlando, FL	72/7,114
1994	Loren Roberts	275	Nick Price Vijay Singh Fuzzy Zoeller	276	Bay Hill Club & Lodge, Orlando, FL	72/7,114
1995	Loren Roberts	272	Brad Faxon	274	Bay Hill Club & Lodge, Orlando, FL	72/7,114
BAY HILL INVITATIONAL PRESENTED BY OFFICE DEPOT						
1996	Paul Goydos	275	Jeff Maggert	276	Bay Hill Club & Lodge, Orlando, FL	72/7,196
1997	Phil Mickelson	272	Stuart Appleby	275	Bay Hill Club & Lodge, Orlando, FL	72/7,207
BAY HILL INVITATIONAL PRESENTED BY COOPER TIRES						
1998	Ernie Els	274	Bob Estes Jeff Maggert	278	Bay Hill Club & Lodge, Orlando, FL	72/7,207
1999	Tim Herron*	274	Tom Lehman	274	Bay Hill Club & Lodge, Orlando, FL	72/7,207
2000	Tiger Woods	270	Davis Love III	274	Bay Hill Club & Lodge, Orlando, FL	72/7,208
2001	Tiger Woods	273	Phil Mickelson	274	Bay Hill Club & Lodge, Orlando, FL	72/7,208
2002	Tiger Woods	275	Michael Campbell	279	Bay Hill Club & Lodge, Orlando, FL	72/7,239
2003	Tiger Woods	269	Stewart Cink Brad Faxon Kenny Perry Kirk Triplett	280	Bay Hill Club & Lodge, Orlando, FL	72/7,239
BAY HILL INVITATIONAL PRESENTED BY MASTERCARD						
2004	Chad Campbell	270	Stuart Appleby	276	Bay Hill Club & Lodge, Orlando, FL	72/7,239
2005	Kenny Perry	276	Graeme McDowell Vijay Singh	278	Bay Hill Club & Lodge, Orlando, FL	72/7,267
2006	Rod Pampling	274	Greg Owen	275	Bay Hill Club & Lodge, Orlando, FL	72/7,267
ARNOLD PALMER INVITATIONAL PRESENTED BY MASTERCARD						
2007	Vijay Singh	272	Rocco Mediate	274	Bay Hill Club & Lodge, Orlando, FL	70/7,137
2008	Tiger Woods	270	Bart Bryant	271	Bay Hill Club & Lodge, Orlando, FL	70/7,157
2009	Tiger Woods	275	Sean O'Hair	276	Bay Hill Club & Lodge, Orlando, FL	70/7,162
2010	Ernie Els	277	Edoardo Molinari Kevin Na	279	Bay Hill Club & Lodge, Orlando, FL	72/7,400
2011	Martin Laird	280	Steve Marino	281	Bay Hill Club & Lodge, Orlando, FL	72/7,419
2012	Tiger Woods	275	Graeme McDowell	280	Bay Hill Club & Lodge, Orlando, FL	72/7,419
2013	Tiger Woods	275	Justin Rose	277	Bay Hill Club & Lodge, Orlando, FL	72/7,419
2013-14	Matt Every	275	Keegan Bradley	276	Bay Hill Club & Lodge, Orlando, FL	72/7,419
2014-15	Matt Every	269	Henrik Stenson	270	Bay Hill Club & Lodge, Orlando, FL	72/7,419
2015-16	Jason Day	271	Kevin Chappell	272	Bay Hill Club & Lodge, Orlando, FL	72/7,419
2016-17	Marc Leishman	277	Charley Hoffman Kevin Kisner	278	Bay Hill Club & Lodge, Orlando, FL	72/7,419

*KEY: * = Playoff ~ = Weather-shortened*

Puerto Rico Open

[The 19th of 43 events in the PGA TOUR Season]

PUERTO RICO OPEN

POINTS

Winner: D.A. POINTS
FedExCup Points: 300 **$540,000**
64-69-69-66 **268 (-20)**

Rio Grande, Puerto Rico **March 20-26, 2017** **FedExCup Points: 300 (first)** **Purse: $3,000,000**
Coco Beach Golf & CC **Par/Yards: 36-36—72/7,506**

LEADERS

First Round		Second Round		Third Round	
Trey Mullinax	63 (-9)	Bryson DeChambeau	133 (-11)	Chris Stroud	201 (-15)
D.A. Points	64 (-8)	Bill Lunde	133 (-11)	Bill Lunde	202 (-14)
Bill Lunde	65 (-7)	D.A. Points	133 (-11)	D.A. Points	202 (-14)
Xander Schauffele	65 (-7)	Rafael Campos	134 (-10)	Rafael Campos	203 (-13)
Ricky Barnes	66 (-6)	Alex Cejka	134 (-10)	Bryson DeChambeau	203 (-13)
Rafael Campos	66 (-6)	J.J. Henry	134 (-10)	Andrew Johnston	203 (-13)
David Hearn	66 (-6)	Tom Hoge	134 (-10)	Whee Kim	203 (-13)
J.T. Poston	66 (-6)	J.J. Spaun	134 (-10)	Jonathan Randolph	203 (-13)
Jonathan Randolph	66 (-6)	Chris Stroud	134 (-10)	Tim Wilkinson	203 (-13)
J.J. Spaun	66 (-6)	Tim Wilkinson	134 (-10)		
Kevin Tway	66 (-6)				
Harold Varner III	66 (-6)				

CUT: 36 HOLES: 81 professionals at 3-under 141 from a field of 130 professionals and two amateurs. **54 HOLES:** 71 players at 4-under 212.

WEATHER: Thursday: Scattered showers throughout the day, with a high of 82. Wind E 7-12 mph. Due to heavy rain, round one was suspended for the day at 5:06 p.m. and resumed Friday at 7 a.m. **Friday:** Round one resumed as scheduled at 7 a.m. and concluded at 8:16 a.m. Scattered showers throughout the day, with a high of 84. Wind E 10-15 mph. Due to heavy rain, play was suspended from 11:35 a.m. until 1:30 p.m. Due to rain and impending darkness, round two was suspended for the day at 6:21 p.m. **Saturday:** Round two resumed at 7 a.m. and concluded at 8:49 a.m. Due to heavy rain, play was suspended for 12 minutes, from 11:51 a.m. until 12:03 p.m. Scattered showers throughout the day, with a high of 81. Wind ESE 8-12 mph. **Sunday:** Partly sunny in the morning, giving way to clouds and scattered showers in the afternoon. Due to expected inclement weather, round four tee times were between 7:30 a.m. and 9:30 a.m. in threesomes off split tees. High of 85. Wind ESE 7-12 mph.

ORDER OF FINISH

Player	Finish	Scores	Total	FedExCup Points	Money
D.A. Points	1	64-69-69-66	268	300.00	$540,000.00
Bryson DeChambeau	T2	68-65-70-67	270	116.66	224,000.00
Retief Goosen	T2	68-67-71-64	270	116.66	224,000.00
Bill Lunde	T2	65-68-69-68	270	116.66	224,000.00
Whee Kim	T5	71-65-67-68	271	60.00	109,500.00
Sam Saunders	T5	70-69-67-65	271	60.00	109,500.00
Peter Uihlein	T5	69-68-68-66	271		109,500.00
J.J. Henry	T8	69-65-75-63	272	47.50	90,000.00
Chris Stroud	T8	69-65-67-71	272	47.50	90,000.00
Martin Flores	T10	71-69-67-66	273	33.78	64,285.72
Tom Hoge	T10	69-65-72-67	273	33.78	64,285.72
Michael Thompson	T10	67-68-72-66	273	33.78	64,285.72
Mark Anderson	T10	68-69-69-67	273	33.78	64,285.71
Rafael Campos	T10	66-68-69-70	273		64,285.71
Andrew Johnston	T10	70-67-66-70	273	33.78	64,285.71
J.T. Poston	T10	66-72-66-69	273	33.78	64,285.71
Kyle Reifers	T17	70-66-70-68	274	27.36	39,257.15
J.J. Spaun	T17	66-68-73-67	274	27.36	39,257.15
Scott Brown	T17	67-68-69-70	274	27.36	39,257.14
Julian Etulain	T17	73-67-70-64	274	27.36	39,257.14
David Hearn	T17	66-69-71-68	274	27.36	39,257.14
Kurt Kitayama	T17	70-68-68-68	274		39,257.14
Tim Wilkinson	T17	71-63-69-71	274	27.36	39,257.14
Fabian Gomez	T24	71-68-67-69	275	20.68	24,300.00
Cameron Percy	T24	69-71-67-68	275	20.68	24,300.00
John Peterson	T24	70-69-66-70	275	20.68	$24,300.00
Jonathan Randolph	T24	66-69-68-72	275	20.68	24,300.00
Harold Varner III	T24	66-74-66-69	275	20.68	24,300.00
Willy Wilcox	T24	70-67-70-68	275	20.68	24,300.00
Miguel Angel Carballo	T30	68-71-69-68	276	16.95	19,950.00
Xander Schauffele	T30	65-73-70-68	276	16.95	19,950.00
Ryan Blaum	T32	68-69-69-71	277	13.87	16,980.00
Andres Gonzales	T32	68-71-70-68	277	13.87	16,980.00
Nicholas Lindheim	T32	69-71-68-69	277	13.87	16,980.00
Shawn Stefani	T32	69-69-71-68	277	13.87	16,980.00
Kevin Tway	T32	66-71-71-69	277	13.87	16,980.00
Tyler Aldridge	T37	68-69-73-68	278	9.95	12,900.00
Luke List	T37	71-66-69-72	278	9.95	12,900.00
Steve Marino	T37	73-66-69-70	278	9.95	12,900.00
Bryce Molder	T37	69-69-70-70	278	9.95	12,900.00
Rory Sabbatini	T37	71-69-70-68	278	9.95	12,900.00
John Senden	T37	72-69-67-70	278	9.95	12,900.00
Boo Weekley	T37	68-68-69-73	278	9.95	12,900.00
Steven Alker	T44	71-70-71-67	279	6.59	9,324.00
Brad Fritsch	T44	71-70-71-67	279	6.59	9,324.00
Trey Mullinax	T44	63-72-72-72	279	6.59	9,324.00
Brett Stegmaier	T44	69-69-71-70	279	6.59	9,324.00
Cameron Tringale	T44	69-71-68-71	279	6.59	9,324.00
Sung Kang	T49	72-68-68-72	280	4.66	7,268.58
Ryan Armour	T49	70-69-72-69	280	4.66	7,268.57
Alex Cejka	T49	68-66-73-73	280	4.66	7,268.57
Will MacKenzie	T49	72-68-70-70	280	4.66	7,268.57
John Merrick	T49	67-70-71-72	280	4.66	7,268.57
Zack Sucher	T49	67-74-71-68	280	4.66	$7,268.57
Steve Wheatcroft	T49	68-71-71-70	280	4.66	7,268.57
Ricky Barnes	T56	66-70-75-70	281	3.42	6,750.00
Freddie Jacobson	T56	68-72-71-70	281	3.42	6,750.00
Danny Lee	T56	69-70-72-70	281	3.42	6,750.00
Seung-Yul Noh	T56	69-70-71-71	281	3.42	6,750.00
Brian Campbell	T60	70-70-71-71	282	3.04	6,570.00
Rick Lamb	T60	70-70-71-71	282	3.04	6,570.00
Zac Blair	T62	70-71-69-73	283	2.55	6,330.00
Wesley Bryan	T62	69-68-73-73	283	2.55	6,330.00
Brett Drewitt	T62	71-70-70-72	283	2.55	6,330.00
Gonzalo Fdez-Castano	T62	70-69-73-71	283	2.55	6,330.00
Chris Kirk	T62	70-71-71-71	283	2.55	6,330.00
Bobby Wyatt	T62	71-68-73-71	283	2.55	6,330.00
Spencer Levin	T68	71-70-71-72	284	2.05	6,090.00
Dicky Pride	T68	71-70-70-73	284	2.05	6,090.00
Hunter Mahan	70	70-69-72-74	285	1.86	6,000.00
Rich Berberian, Jr.	71	70-69-71-76	286		5,940.00
Cyril Bouniol	T72	71-67-75	213		5,790.00
Greg Owen	T72	72-68-73	213	1.64	5,790.00
Tag Ridings	T72	72-69-72	213	1.64	5,790.00
Richy Werenski	T72	71-68-74	213	1.64	5,790.00
Jonas Blixt	T76	68-72-74	214	1.40	5,550.00
Jonathan Byrd	T76	69-72-73	214	1.40	5,550.00
Chesson Hadley	T76	69-71-74	214	1.40	5,550.00
Tyrone Van Aswegen	T76	69-71-74	214	1.40	5,550.00
Joel Dahmen	T80	69-72-74	215	1.21	5,370.00
Fabrizio Zanotti	T80	70-71-74	215		5,370.00

The following players did not finish
(C=cut, W=withdrew, D=disqualified, A=amateur)

C—142-Dominic Bozzelli, Ryan Brehm, K.J. Choi, Chad Collins, Ben Crane, Robert Garrigus, Max Homa, Matt Jones, Graeme McDowell, Sebastian Munoz, Ian Poulter, **143**-Angel Cabrera, Graham DeLaet, Mark Hubbard, George McNeill, Marcelo Rozo, Nick Taylor, Y.E. Yang, **144**-Stuart Appleby, Edward Figueroa, Trevor Immelman, Ryo Ishikawa, Alan Morin, Martin Ureta, Mark Wilson, **145**-Michael Bradley, Will Cannon, Ben Curtis, Matt Every, S.J. Park, Carl Pettersson, Seamus Power, Camilo Villegas, **146**-Wade Binfield, Ryan McCormick, Thorbjorn Olesen, Andres Romero, Robby Shelton, **147**-Hiroshi Iwata, Neil Johnson, Hugo Leon, Chris Nido (A), Peter Williamson, **148**-Steven Bowditch, **149**-Brendon de Jonge, Colin Monagle, **150**-Ken Duke, Brandon Hagy, **153**-Jay McLuen, **159**-Robert Calvesbert (A). **W—77**-Scott Stallings.

Tournament Record:
267, Chesson Hadley (2013-14)

Current Course Record:
63, Derek Lamely (2010), Chris Tidland (2011), James Driscoll (2011), Scott Brown (2013), James Driscoll (2014)

TOURNAMENT HISTORY

Year	Winner	Score	Runner-up	Score	Location	Par/Yards
PUERTO RICO OPEN PRESENTED BY BANCO POPULAR						
2008	Greg Kraft	274	Jerry Kelly Bo Van Pelt	275	Trump International GC–Puerto Rico, Rio Grande, Puerto Rico	72/7,569
2009	Michael Bradley	274	Jason Day Brett Quigley	275	Trump International GC–Puerto Rico, Rio Grande, Puerto Rico	72/7,526
2010	Derek Lamely	269	Kris Blanks Brett Quigley	271	Trump International GC–Puerto Rico, Rio Grande, Puerto Rico	72/7,526
PUERTO RICO OPEN PRESENTED BY SEEPUERTORICO.COM						
2011	Michael Bradley*	272	Troy Matteson	272	Trump International GC–Puerto Rico, Rio Grande, Puerto Rico	72/7,506
2012	George McNeill	272	Ryo Ishikawa	274	Trump International GC–Puerto Rico, Rio Grande, Puerto Rico	72/7,506
2013	Scott Brown	268	Fabian Gomez Jordan Spieth	269	Trump International GC–Puerto Rico, Rio Grande, Puerto Rico	72/7,506
2013-14	Chesson Hadley	267	Danny Lee	269	Trump International GC–Puerto Rico, Rio Grande, Puerto Rico	72/7,506
PUERTO RICO OPEN						
2014-15	Alex Cejka*	281	Jon Curran Emiliano Grillo Tim Petrovic Sam Saunders	281	Trump International GC–Puerto Rico, Rio Grande, Puerto Rico	72/7,506
PUERTO RICO OPEN AT COCO BEACH						
2015-16	Tony Finau*	276	Steve Marino	276	Coco Beach Golf & CC–Puerto Rico, Rio Grande, Puerto Rico	72/7,506
PUERTO RICO OPEN						
2016-17	D.A. Points	268	Bryson DeChambeau Retief Goosen Bill Lunde	270	Coco Beach Golf & CC–Puerto Rico, Rio Grande, Puerto Rico	72/7,506

*KEY: * = Playoff*

World Golf Championships-Dell Technologies Match Play

[The 20th of 43 events in the PGA TOUR Season]

Winner: DUSTIN JOHNSON
FedExCup Points: 550 $1,660,000

Austin, TX **March 20-26, 2017** **FedExCup Points: 550 (first)** **Purse: $9,750,000**
Austin Country Club **Par/Yards: 35-36—71/7,108**

WEATHER: **Wednesday:** Partly cloudy in the morning with sun breaking through in the afternoon with a high of 85. Wind SW 10-20 mph. **Thursday:** Partly cloudy with a high of 87. Wind S 20-30 mph with gusts of 35 mph. **Friday:** Due to a severe weather, third-round tee times began at 7:30 a.m. rather than the scheduled 9:30 a.m. Cloudy with light showers in the morning. Heavy rain occurred at noon and lasted 15 minutes. Clear in the afternoon with a high of 82. Wind SW at 10-20 mph. **Saturday:** Sunny skies with a high of 82. Wind NW at 8-15 mph. **Sunday:** Cloudy with a high of 88. Wind S 15-20 mph with gusts of 30 mph.

RESULTS

First Round
Match No. 1 Branden Grace defeated Andy Sullivan ..... 4 & 2
Match No. 2 William McGirt defeated Brandt Snedeker 2-up
Match No. 3 Soren Kjeldsen defeated Rory McIlroy ..... 2 & 1
Match No. 4 Gary Woodland defeated Emiliano Grillo ..... 3 & 2
Match No. 5 Paul Casey defeated Joost Luiten ..... 2 & 1
Match No. 6 Charl Schwartzel defeated Byeong Hun An ..... 6 & 5
Match No. 7 Jordan Spieth defeated Hideto Tanihara ..... 4 & 2
Match No. 8 Ryan Moore and Yuta Ikeda ..... Halved
Match No. 9 Bubba Watson defeated Jhonattan Vegas 1-up
Match No. 10 Thomas Pieters defeated Scott Piercy ..... 3 & 2
Match No. 11 Hideki Matsuyama and Jim Furyk ..... Halved
Match No. 12 Louis Oosthuizen defeated Ross Fisher ..... 4 &3
Match No. 13 Patrick Reed and Jason Dufner ..... Halved
Match No. 14 Brooks Koepka defeated Kevin Kisner ..... 6 & 5
Match No. 15 Alex Noren defeated Thongchai Jaidee ..... 3 & 2
Match No. 16 Bernd Wiesberger defeated Francesco Molinari 2-up
Match No. 17 Matt Kuchar and Brendan Steele ..... Halved
Match No. 18 Tommy Fleetwood defeated Zach Johnson 1-up
Match No. 19 Dustin Johnson defeated Webb Simpson ..... 5 & 3
Match No. 20 Martin Kaymer defeated Jimmy Walker ..... 3 & 2
Match No. 21 K.T. Kim defeated Danny Willett ..... 4 & 2
Match No. 22 Russell Knox defeated Bill Haas ..... 3 & 2
Match No. 23 Justin Thomas defeated Chris Wood ..... 2 & 1
Match No. 24 Kevin Na defeated Matthew Fitzpatrick ..... 5 & 4
Match No. 25 Phil Mickelson defeated Si Woo Kim ..... 5 & 3
Match No. 26 Daniel Berger defeated J.B. Holmes ..... 7 & 5
Match No. 27 Pat Perez defeated Jason Day ..... WD
Match No. 28 Marc Leishman defeated Lee Westwood ..... 3 & 2
Match No. 29 Tyrrell Hatton defeated Charles Howell III ..... 2 & 1
Match No. 30 Rafa Cabrera Bello defeated Jeunghun Wang ..... 4 & 3
Match No. 31 Sergio Garcia and Shane Lowry ..... Halved
Match No. 32 Jon Rahm defeated Kevin Chappell ..... 3 & 2

Second Round
Match No. 33 Bubba Watson defeated Scott Piercy ..... 4 & 3
Match No. 34 Jhonattan Vegas defeated Thomas Pieters ..... 3 & 1
Match No. 35 Ross Fisher defeated Hideki Matsuyama ..... 2 & 1
Match No. 36 Jim Furyk defeated Louis Oosthuizen ..... 3 & 2
Match No. 37 Kevin Kisner defeated Patrick Reed 1-up
Match No. 38 Brooks Koepka defeated Jason Dufner ..... 6 & 5
Match No. 39 Alex Noren defeated Bernd Wiesberger ..... 3 & 2
Match No. 40 Thongchai Jaidee defeated Francesco Molinari ..... 5 & 3
Match No. 41 Zach Johnson defeated Matt Kuchar 2-up
Match No. 42 Brendan Steele defeated Tommy Fleetwood 1-up
Match No. 43 Dustin Johnson defeated Martin Kaymer ..... 3 & 2
Match No. 44 Jimmy Walker defeated Webb Simpson ..... 3 & 2
Match No. 45 Bill Haas defeated Danny Willett ..... 6 & 5
Match No. 46 K.T. Kim defeated Russell Knox ..... 3 & 1
Match No. 47 Kevin Na defeated Justin Thomas ..... 4 & 2
Match No. 48 Matthew Fitzpatrick defeated Chris Wood ..... 4 & 2
Match No. 49 Phil Mickelson defeated Daniel Berger ..... 5 & 4
Match No. 50 J.B. Holmes and Si Woo Kim ..... Halved
Match No. 51 Lee Westwood defeated Jason Day ..... WD
Match No. 52 Pat Perez defeated Marc Leishman ..... 2 & 1
Match No. 53 Tyrrell Hatton defeated Jeunghun Wang 2-up
Match No. 54 Charles Howell III defeated Rafa Cabrera Bello 1-up
Match No. 55 Sergio Garcia defeated Kevin Chappell ..... 4 & 3
Match No. 56 Jon Rahm defeated Shane Lowry ..... 2 & 1
Match No. 57 William McGirt defeated Branden Grace ..... 2 & 1
Match No. 58 Brandt Snedeker defeated Andy Sullivan ..... 2 & 1
Match No. 59 Rory McIlroy defeated Gary Woodland ..... WD
Match No. 60 Soren Kjeldsen defeated Emiliano Grillo ..... 4 & 3
Match No. 61 Paul Casey defeated Byeong Hun An 1-up
Match No. 62 Charl Schwartzel defeated Joost Luiten ..... 4 & 3
Match No. 63 Jordan Spieth defeated Yuta Ikeda ..... 4 & 2
Match No. 64 Ryan Moore and Hideto Tanihara ..... Halved

Third Round
Match No. 65 Danny Willett defeated Russell Knox ..... 4 & 2
Match No. 66 Bill Haas defeated K.T. Kim ..... 4 & 2
Match No. 67 Matthew Fitzpatrick defeated Justin Thomas ..... 2 & 1
Match No. 68 Chris Wood defeated Kevin Na ..... 2 & 1
Match No. 69 Phil Mickelson defeated J.B. Holmes ..... 6 & 5
Match No. 70 Si Woo Kim defeated Daniel Berger 1-up
Match No. 71 Marc Leishman defeated Jason Day ..... WD
Match No. 72 Lee Westwood defeated Pat Perez ..... 2 & 1
Match No. 73 Rafa Cabrera Bello defeated Tyrrell Hatton ..... 2 & 1
Match No. 74 Charles Howell III defeated Jeunghun Wang ..... 2 & 1
Match No. 75 Jon Rahm defeated Sergio Garcia ..... 6 & 4
Match No. 76 Kevin Chappell defeated Shane Lowry 1-up
Match No. 77 Brandt Snedeker defeated Branden Grace ..... 5 & 4
Match No. 78 William McGirt defeated Andy Sullivan 1-up
Match No. 79 Rory McIlroy and Emiliano Grillo ..... Halved
Match No. 80 Soren Kjeldsen defeated Gary Woodland ..... WD
Match No. 81 Paul Casey defeated Charl Schwartzel ..... 4 & 3
Match No. 82 Joost Luiten defeated Byeong Hun An 1-up
Match No. 83 Jordan Spieth and Ryan Moore ..... Halved
Match No. 84 Hideto Tanihara defeated Yuta Ikeda ..... 3 & 1
Match No. 85 Bubba Watson and Thomas Pieters ..... Halved
Match No. 86 Jhonattan Vegas defeated Scott Piercy ..... 3 & 1
Match No. 87 Louis Oosthuizen defeated Hideki Matsuyama ..... 6 & 4
Match No. 88 Ross Fisher defeated Jim Furyk ..... 4 & 2
Match No. 89 Brooks Koepka defeated Patrick Reed 1-up
Match No. 90 Kevin Kisner defeated Jason Dufner ..... 2 & 1
Match No. 91 Alex Noren defeated Francesco Molinari ..... WD
Match No. 92 Bernd Wiesberger defeated Thongchai Jaidee 1-up
Match No. 93 Matt Kuchar defeated Tommy Fleetwood ..... 4 & 2
Match No. 94 Zach Johnson defeated Brendan Steele 1-up
Match No. 95 Dustin Johnson defeated Jimmy Walker ..... 5 & 3
Match No. 96 Martin Kaymer defeated Webb Simpson ..... 3 & 2
*Players advancing in extra holes after tied points at conclusion of group play.
Leishman defeated Westwood and Perez ..... with a birdie-3 at the second extra hole
Fisher defeated Oosthuizen ..... with a birdie-3 at the second extra hole
Na defeated Fitzpatrick ..... with a birdie-3 at the first extra hole
Howell III defeated Hatton and Bello ..... with a birdie-3 at the fifth extra hole
Haas defeated Kim ..... with a birdie-4 at the sixth extra hole

Fourth Round – Round of 16
Match No. 97 Bill Haas defeated Kevin Na 1-up
Match No. 98 Phil Mickelson defeated Marc Leishman ..... 4 & 3
Match No. 99 Jon Rahm defeated Charles Howell III ..... 6 & 4
Match No. 100 Soren Kjeldsen defeated William McGirt ..... 5 & 4
Match No. 101 Hideto Tanihara defeated Paul Casey ..... 2 & 1
Match No. 102 Ross Fisher defeated Bubba Watson ..... 4 & 3
Match No. 103 Alex Noren defeated Brooks Koepka ..... 2 & 1
Match No. 104 Dustin Johnson defeated Zach Johnson ..... 5 & 4

Quarterfinals
Match No. 105 Bill Haas defeated Phil Mickelson ..... 2 & 1
Match No. 106 Jon Rahm defeated Soren Kjeldsen ..... 7 & 5
Match No. 107 Hideto Tanihara defeated Ross Fisher ..... 4 & 2
Match No. 108 Dustin Johnson defeated Alex Noren ..... 3 & 2

Semifinals
Match No. 109 Jon Rahm defeated Bill Haas ..... 3 & 2
Match No. 110 Dustin Johnson defeated Hideto Tanihara 1-up

Consolation Match
Match No. 111 Hideto Tanihara defeated Bill Haas ..... 2 & 1

Championship Match
Match No. 112 Dustin Johnson defeated Jon Rahm 1-up

NOTES

*En route to his win, **Dustin Johnson** went undefeated (7-0) and playing 112 holes, never trailing.*

*With wins in his last two starts on TOUR at the Genesis Open and World Golf Championships-Mexico Championship, **Dustin Johnson** became the first player since **Rory McIlroy** in 2014 to win three consecutive starts on the PGA TOUR.*

TOURNAMENT HISTORY

Year	Winner	Score	Runner-up	Location	Par/Yards
WORLD GOLF CHAMPIONSHIPS–ACCENTURE MATCH PLAY CHAMPIONSHIP					
1999	Jeff Maggert	38 Holes	Andrew Magee	La Costa Resort and Spa, Carlsbad, CA	72/7,022
2000	Darren Clarke	4 and 3	Tiger Woods	La Costa Resort and Spa, Carlsbad, CA	72/7,022
2001	Steve Stricker	2 and 1	Pierre Fulke	The Metropolitan Club, South Oakleigh, Victoria, Australia	72/7,066
2002	Kevin Sutherland	1-up	Scott McCarron	La Costa Resort and Spa, Carlsbad, CA	72/7,022
2003	Tiger Woods	2 and 1	David Toms	La Costa Resort and Spa, Carlsbad, CA	72/7,278
2004	Tiger Woods	3 and 2	Davis Love III	La Costa Resort and Spa, Carlsbad, CA	72/7,247
2005	David Toms	6 and 5	Chris DiMarco	La Costa Resort and Spa, Carlsbad, CA	72/7,247
2006	Geoff Ogilvy	3 and 2	Davis Love III	La Costa Resort and Spa, Carlsbad, CA	72/7,277
2007	Henrik Stenson	2 and 1	Geoff Ogilvy	The Gallery at Dove Mountain, Marana, AZ	72/7,466
2008	Tiger Woods	8 and 7	Stewart Cink	The Gallery at Dove Mountain, Marana, AZ	72/7,413
2009	Geoff Ogilvy	4 and 3	Paul Casey	The Ritz-Carlton GC, Marana, AZ	72/7,849
2010	Ian Poulter	4 and 2	Paul Casey	The Ritz-Carlton GC, Marana, AZ	72/7,849
2011	Luke Donald	3 and 2	Martin Kaymer	The Ritz-Carlton GC, Marana, AZ	72/7,849
2012	Hunter Mahan	2 and 1	Rory McIlroy	The Ritz-Carlton GC, Marana, AZ	72/7,791
2013	Matt Kuchar	2 and 1	Hunter Mahan	The GC at Dove Mountain, Marana, AZ	72/7,791
2013-14	Jason Day	23 Holes	Victor Dubuisson	The GC at Dove Mountain, Marana, AZ	72/7,791
2014-15	Rory McIlroy	4 and 2	Gary Woodland	TPC Harding Park, San Francisco, CA	71/7,127
2015-16	Jason Day	5 and 4	Louis Oosthuizen	Austin Country Club, Austin, TX	71/7,073
WORLD GOLF CHAMPIONSHIPS–DELL TECHNOLOGIES MATCH PLAY CHAMPIONSHIP					
2016-17	Dustin Johnson	1-up	Jon Rahm	Austin Country Club, Austin, TX	71/7,108

Shell Houston Open

[The 21st of 43 events in the PGA TOUR Season]

Winner: RUSSELL HENLEY
FedExCup Points: 500 $1,260,000
67-67-69-65 268 (-20)

Humble, TX **March 27-April 2, 2017** **FedExCup Points: 500 (first)** **Purse: $7,000,000**
Golf Club of Houston **Par/Yards: 36-36—72/7,441**

LEADERS

First Round		Second Round		Third Round	
Rickie Fowler	64 (-8)	Sung Kang	128 (-16)	Sung Kang	199 (-17)
Sung Kang	65 (-7)	Russell Henley	134 (-10)	Rickie Fowler	202 (-14)
Stewart Cink	66 (-6)	Hudson Swafford	134 (-10)	Russell Henley	203 (-13)
Kyle Stanley	66 (-6)	Rickie Fowler	135 (-9)	Luke List	204 (-12)
Jhonattan Vegas	66 (-6)	Aaron Baddeley	136 (-8)	Daniel Berger	208 (-8)
Russell Henley	67 (-5)	Zac Blair	136 (-8)	Rafael Campos	208 (-8)
				Kyle Stanley	208 (-8)

CUT: 36 HOLES: 81 players at even-par 144 from a field of 144 professionals. **54 HOLES:** 70 players at 3-over 219.

WEATHER: Thursday: Mostly sunny with a high of 80. Wind WNW 8-16 mph. **Friday:** Sunny with a high of 86. Wind SSE 10-20 mph. **Saturday:** Mostly cloudy and breezy with a high of 82. Wind SE 15-25 mph. Due to expected inclement weather on Sunday, final-round tee times featured threesomes off split tees from 7:15 to 9:05 a.m. **Sunday:** Scattered showers with a high of 79. Wind SSE 15-25 mph.

ORDER OF FINISH

Player	Finish	Scores	Total	FedExCup Points	Money
Russell Henley	1	67-67-69-65	268	500.00	$1,260,000.00
Sung Kang	2	65-63-71-72	271	300.00	756,000.00
Rickie Fowler	T3	64-71-67-70	272	162.50	406,000.00
Luke List	T3	68-71-65-68	272	162.50	406,000.00
Daniel Berger	5	70-67-71-67	275	110.00	280,000.00
Hudson Swafford	6	67-67-75-67	276	100.00	252,000.00
Rafael Campos	7	69-71-68-69	277		234,500.00
Zac Blair	T8	69-67-75-67	278	82.50	210,000.00
Kyle Stanley	T8	66-71-71-70	278	82.50	210,000.00
Andrew Loupe	T10	68-70-72-69	279	72.50	182,000.00
Jon Rahm	T10	71-72-69-67	279	72.50	182,000.00
Jason Dufner	T12	68-69-73-70	280	60.66	147,000.00
Michael Kim	T12	70-70-70-70	280	60.66	147,000.00
Michael Thompson	T12	70-73-69-68	280	60.66	147,000.00
Aaron Baddeley	T15	68-68-73-72	281	51.00	112,000.00
Keegan Bradley	T15	67-71-76-67	281	51.00	112,000.00
Justin Rose	T15	67-71-73-70	281	51.00	112,000.00
Andy Sullivan	T15	68-76-67-70	281		112,000.00
Jhonattan Vegas	T15	66-74-70-71	281	51.00	112,000.00
Robert Garrigus	T20	68-73-71-70	282	43.00	84,466.67
Sam Saunders	T20	71-73-69-69	282	43.00	84,466.67
Danny Lee	T20	69-69-72-72	282	43.00	84,466.66
Spencer Levin	T23	70-71-74-68	283	31.04	53,709.10
Stewart Cink	T23	66-71-73-73	283	31.04	53,709.09
Andres Gonzales	T23	75-67-75-66	283	31.04	53,709.09
Charley Hoffman	T23	71-72-69-71	283	31.04	53,709.09
Mac Hughes	T23	72-70-73-68	283	31.04	$53,709.09
Geoff Ogilvy	T23	68-74-72-69	283	31.04	53,709.09
D.A. Points	T23	68-71-74-70	283	31.04	53,709.09
Vaughn Taylor	T23	67-74-75-67	283	31.04	53,709.09
Peter Uihlein	T23	71-71-72-69	283		53,709.09
Harold Varner III	T23	68-73-71-71	283	31.04	53,709.09
Bernd Wiesberger	T23	70-71-72-70	283		53,709.09
Ryan Blaum	T34	68-74-74-68	284	20.00	36,120.00
Angel Cabrera	T34	69-69-76-70	284	20.00	36,120.00
Chad Campbell	T34	71-71-74-68	284	20.00	36,120.00
Tony Finau	T34	71-73-72-68	284	20.00	36,120.00
Robert Streb	T34	77-65-73-69	284	20.00	36,120.00
Patrick Cantlay	T39	70-73-71-71	285	15.00	28,700.00
Morgan Hoffmann	T39	71-73-71-70	285	15.00	28,700.00
Beau Hossler	T39	70-71-74-70	285		28,700.00
Charles Howell III	T39	70-71-72-72	285	15.00	28,700.00
John Huh	T39	70-71-75-69	285	15.00	28,700.00
Blayne Barber	T44	72-72-72-70	286	10.60	21,756.00
Kevin Chappell	T44	72-71-68-75	286	10.60	21,756.00
Bryson DeChambeau	T44	71-68-78-69	286	10.60	21,756.00
J.J. Spaun	T44	69-72-75-70	286	10.60	21,756.00
Nick Taylor	T44	69-71-74-72	286	10.60	21,756.00
Matt Jones	T49	70-72-73-72	287	7.75	17,103.34
Chris Wood	T49	73-70-71-73	287		17,103.34
James Hahn	T49	70-73-74-70	287	7.75	17,103.33
Sean O'Hair	T49	70-74-73-70	287	7.75	17,103.33
Kevin Streelman	T49	68-76-71-72	287	7.75	17,103.33
Johnson Wagner	T49	69-70-78-70	287	7.75	17,103.33
Billy Horschel	T55	68-73-72-75	288	5.50	$15,750.00
Troy Merritt	T55	67-75-73-73	288	5.50	15,750.00
Phil Mickelson	T55	72-72-74-70	288	5.50	15,750.00
Grayson Murray	T55	68-75-75-70	288	5.50	15,750.00
J.T. Poston	T55	70-71-70-77	288	5.50	15,750.00
Tyrone Van Aswegen	T55	69-73-75-71	288	5.50	15,750.00
Harris English	T61	69-72-78-70	289	4.50	15,050.00
J.J. Henry	T61	71-71-75-72	289	4.50	15,050.00
Davis Love III	T61	71-72-76-70	289	4.50	15,050.00
Kyle Reifers	T61	71-71-77-70	289	4.50	15,050.00
Matt Every	T65	69-72-77-72	290	3.80	14,560.00
Cody Gribble	T65	75-69-74-72	290	3.80	14,560.00
Tom Hoge	T65	67-72-74-77	290	3.80	14,560.00
Ben Crane	68	72-72-75-72	291	3.40	14,280.00
Luke Donald	T69	71-71-76-74	292	3.10	14,070.00
Bryce Molder	T69	68-75-75-74	292	3.10	14,070.00
Ricky Barnes	T71	71-72-77	220	2.60	13,440.00
Scott Brown	T71	71-73-76	220	2.60	13,440.00
Brendon de Jonge	T71	73-71-76	220	2.60	13,440.00
Derek Fathauer	T71	71-71-78	220	2.60	13,440.00
Jason Kokrak	T71	68-70-82	220	2.60	13,440.00
Jamie Lovemark	T71	70-72-78	220	2.60	13,440.00
Jimmy Walker	T71	69-72-79	220	2.60	13,440.00
Seung-Yul Noh	T78	73-71-77	221	2.15	12,810.00
Cameron Tringale	T78	69-75-77	221	2.15	12,810.00
Wesley McClain	80	68-76-78	222		12,600.00
Richy Werenski	81	72-71-80	223	1.90	12,460.00

The following players did not finish
(C=cut, W=withdrew, D=disqualified)

C—145-Roberto Castro, Greg Chalmers, Lucas Glover, Fabian Gomez, Jim Herman, Ryo Ishikawa, Andrew Johnston, Patton Kizzire, David Lingmerth, Steve Marino, Ryan Palmer, C.T. Pan, Chez Reavie, Ollie Schniederjans, Adam Scott, Shawn Stefani, Chris Stroud, **146**-Mark Anderson, Riley Arp, Bud Cauley, K.J. Choi, Chad Collins, Ernie Els, Ben Martin, Trey Mullinax, Patrick Reed, Cameron Smith, Jordan Spieth, **147**-Retief Goosen, J.B. Holmes, Mark Hubbard, Whee Kim, Peter Malnati, **148**-Jason Bohn, Ken Duke, Bob Estes, Brian Harman, Freddie Jacobson, Boo Weekley, **149**-Charlie Beljan, Steven Bowditch, Rafa Cabrera Bello, Jason Gore, Smylie Kaufman, Hunter Mahan, Carl Pettersson, John Senden, Henrik Stenson, **150**-Matt Kuchar, Scott Stallings, Ben Willman, **151**-Martin Flores, Lee Westwood, **152**-Kelly Kraft, **153**-Robert Allenby, Stuart Appleby, Nick Watney, **155**-Jonas Blixt, **156**-Bill Lunde, **158**-Rich Berberian, Jr., **161**-Brett Stegmaier. W—**76**-Si Woo Kim. **D—70**-Alex Cejka.

TOURNAMENT HISTORY

Year	Winner	Score	Runner-up	Score	Location	Par/Yards
TOURNAMENT OF CHAMPIONS						
1946	Byron Nelson	274	Ben Hogan	276	River Oaks CC, Houston, TX	71/6,588
1947	Bobby Locke	277	Johnny Palmer	282	Memorial Park GC, Houston, TX	72/7,421
			Ellsworth Vines			
1948	No Tournament					
1949	Johnny Palmer	272	Cary Middlecoff	273	Pine Forest CC, Houston, TX	72/6,510
HOUSTON OPEN						
1950	Cary Middlecoff	277	Pete Cooper	280	Brae Burn CC, Houston, TX	72/6,725
1951	Marty Furgol	277	Jack Burke, Jr.	278	Memorial Park GC, Houston, TX	70/7,212
1952	Jack Burke, Jr.	277	Frank Stranahan	283	Memorial Park GC, Houston, TX	70/7,212
1953	Cary Middlecoff*	283	Jim Ferrier	283	Memorial Park GC, Houston, TX	70/7,212
			Shelley Mayfield			
			Earl Stewart			
			Bill Nary			
1954	Dave Douglas	277	Cary Middlecoff	279	Memorial Park GC, Houston, TX	70/7,212
1955	Mike Souchak	273	Jerry Barber	275	Memorial Park GC, Houston, TX	70/7,212
1956	Ted Kroll	277	Jack Burke, Jr.	280	Memorial Park GC, Houston, TX	70/7,212
			Dave Douglas			
1957	Arnold Palmer	279	Doug Ford	280	Memorial Park GC, Houston, TX	70/7,212
1958	Ed Oliver	281	Roberto De Vicenzo	282	Memorial Park GC, Houston, TX	70/7,212
			Jay Hebert			
HOUSTON CLASSIC						
1959	Jack Burke, Jr.*	277	Julius Boros	277	Memorial Park GC, Houston, TX	70/7,212
1960	Bill Collins*	280	Arnold Palmer	280	Memorial Park GC, Houston, TX	70/7,212

*KEY: * = Playoff*

Shell Houston Open

NOTES

*After entering the final round trailing **Sung Kang** by four strokes, **Russell Henley** posted a 7-under 65, highlighted by 10 birdies, to win the Shell Houston Open by three strokes over Kang. The win marked Henley's third PGA TOUR victory in his 115th start at the age of 27 years, 11 months, 21 days.*

*With the victory, **Russell Henley** earned the final spot in the following week's Masters Tournament.*

*With rounds of 67-67-69-65, **Russell Henley**'s last 13 consecutive rounds at the Golf Club of Houston have been under par. He has totaled 57-under par in five starts at the Golf Club of Houston.*

*In search of his first win on the PGA TOUR, **Sung Kang** fired a course-record tying 63 in the second round to lead by six after 36 holes at 16-under-par 128, a new tournament record.*

SUNG KANG

TOURNAMENT HISTORY

Year	Winner	Score	Runner-up	Score	Location	Par/Yards
1961	Jay Hebert*	276	Ken Venturi	276	Memorial Park GC, Houston, TX	72/7,122
1962	Bobby Nichols*	278	Jack Nicklaus Dan Sikes	278	Memorial Park GC, Houston, TX	72/7,021
1963	Bob Charles	268	Fred Hawkins	269	Memorial Park GC, Houston, TX	72/7,021
1964	Mike Souchak	278	Jack Nicklaus	279	Sharpstown CC, Houston, TX	71/7,021
1965	Bobby Nichols	273	Bruce Devlin Chi Chi Rodriguez	274	Sharpstown CC, Houston, TX	71/7,021
HOUSTON CHAMPIONS INTERNATIONAL						
1966	Arnold Palmer+	275	Gardner Dickinson	276	Champions GC, Houston, TX	71/7,166
1967	Frank Beard	274	Arnold Palmer	275	Champions GC, Houston, TX	71/7,166
1968	Roberto De Vicenzo	274	Lee Trevino	275	Champions GC, Houston, TX	71/7,166
1969	No Tournament++					
1970	Gibby Gilbert*	282	Bruce Crampton	282	Champions GC, Houston, TX	70/7,166
1971	Hubert Green*	280	Don January	280	Champions GC, Houston, TX	70/7,166
HOUSTON OPEN						
1972	Bruce Devlin	278	Tommy Aaron Lou Graham Doug Sanders	280	Westwood CC, Houston, TX	72/6,998
1973	Bruce Crampton	277	Dave Stockton	278	Quail Valley GC, Missouri City, TX	72/6,905
1974	Dave Hill	276	Rod Curl Steve Melnyk Andy North	277	Quail Valley GC, Missouri City, TX	72/6,905
1975	Bruce Crampton	273	Gil Morgan	275	Woodlands CC, The Woodlands, TX	72/6,929
1976	Lee Elder	278	Forrest Fezler	279	Woodlands CC, The Woodlands, TX	72/6,997
1977	Gene Littler	276	Lanny Wadkins	279	Woodlands CC, The Woodlands, TX	72/6,997
1978	Gary Player	270	Andy Bean	271	Woodlands CC, The Woodlands, TX	72/6,997
1979	Wayne Levi	268	Michael Brannan	270	Woodlands CC, The Woodlands, TX	71/6,918
MICHELOB HOUSTON OPEN						
1980	Curtis Strange*	266	Lee Trevino	266	Woodlands CC, The Woodlands, TX	71/6,918
1981	Ron Streck~	198	Hale Irwin Jerry Pate	201	Woodlands CC, The Woodlands, TX	71/7,071
1982	Ed Sneed*	275	Bob Shearer	275	Woodlands CC, The Woodlands, TX	71/7,031
HOUSTON COCA-COLA OPEN						
1983	David Graham	275	Lee Elder Jim Thorpe Lee Trevino	280	Woodlands CC, The Woodlands, TX	71/7,031
1984	Corey Pavin	274	Buddy Gardner	275	Woodlands CC, The Woodlands, TX	71/7,031
HOUSTON OPEN						
1985	Raymond Floyd	277	David Frost Bob Lohr	278	TPC Woodlands, The Woodlands, TX	72/7,042
1986	Curtis Strange*	274	Calvin Peete	274	TPC Woodlands, The Woodlands, TX	72/7,045
BIG I HOUSTON OPEN						
1987	Jay Haas*	276	Buddy Gardner	276	TPC Woodlands, The Woodlands, TX	72/7,042
INDEPENDENT INSURANCE AGENT OPEN						
1988	Curtis Strange*	270	Greg Norman	270	TPC Woodlands, The Woodlands, TX	72/7,045
1989	Mike Sullivan	280	Craig Stadler	281	TPC Woodlands, The Woodlands, TX	72/7,042
1990	Tony Sills~*	204	Gil Morgan	204	TPC Woodlands, The Woodlands, TX	72/7,042
1991	Fulton Allem+++	273	Billy Ray Brown Mike Hulbert Tom Kite	274	TPC Woodlands, The Woodlands, TX	72/7,042
SHELL HOUSTON OPEN						
1992	Fred Funk	272	Kirk Triplett	274	TPC Woodlands, The Woodlands, TX	72/7,042
1993	Jim McGovern~*	199	John Huston	199	TPC Woodlands, The Woodlands, TX	72/7,042
1994	Mike Heinen	272	Tom Kite Jeff Maggert Hal Sutton	275	TPC Woodlands, The Woodlands, TX	72/7,042
1995	Payne Stewart*	276	Scott Hoch	276	TPC Woodlands, The Woodlands, TX	72/7,042
1996	Mark Brooks*	274	Jeff Maggert	274	TPC Woodlands, The Woodlands, TX	72/7,042
1997	Phil Blackmar*	276	Kevin Sutherland	276	TPC Woodlands, The Woodlands, TX	72/7,042
1998	David Duval	276	Jeff Maggert	277	TPC Woodlands, The Woodlands, TX	72/7,018
1999	Stuart Appleby	279	John Cook Hal Sutton	280	TPC Woodlands, The Woodlands, TX	72/7,018
2000	Robert Allenby*	275	Craig Stadler	275	TPC Woodlands, The Woodlands, TX	72/7,018
2001	Hal Sutton	278	Joe Durant Lee Janzen	281	TPC Woodlands, The Woodlands, TX	72/7,018
2002	Vijay Singh	266	Darren Clarke	272	TPC Woodlands, The Woodlands, TX	72/7,018
2003	Fred Couples	267	Stuart Appleby Mark Calcavecchia Hank Kuehne	271	Redstone GC (Member Course), Humble, TX	72/7,508
2004	Vijay Singh	277	Scott Hoch	279	Redstone GC (Member Course), Humble, TX	72/7,508
2005	Vijay Singh*	275	John Daly	275	Redstone GC (Member Course), Humble, TX	72/7,508
2006	Stuart Appleby	269	Bob Estes	275	Redstone GC (Tournament), Humble, TX	72/7,457
2007	Adam Scott	271	Stuart Appleby Bubba Watson	274	Redstone GC (Tournament), Humble, TX	72/7,457
2008	Johnson Wagner	272	Chad Campbell Geoff Ogilvy	274	Redstone GC (Tournament), Humble, TX	72/7,457

*KEY: * = Playoff ~ = Weather-shortened ++ = Served as site for U.S. Open +++ = Tournament postponed in April; rescheduled to November*

Shell Houston Open

NOTES

Sung Kang *made 196'8" feet of putts in the second round, the third most in tournament history and 50 feet more than his previous best. He made six putts outside 20 feet during the round to set a new ShotLink record (since 1983).*

Rickie Fowler *opened the tournament with an 8-under 64 to take a one-shot lead after 18 holes. Following a 71 in the second round, Fowler erased a seven-shot deficit during the third round before finishing bogey-par-double bogey to fall three back entering the final round. With a final-round 70, Fowler finished T3 in his sixth start at the Shell Houston Open.*

Michael Thompson *played his final 37 holes without a bogey en route to a T12 finish.*

Jon Rahm *finished T10, his fifth top-10 in his last six starts on the PGA TOUR, dating to his win at the Farmers Insurance Open.*

Rafael Campos*, who earned his spot in the field via a top-10 in the previous week's Puerto Rico Open, carded a 3-under 69 in the final round to finish seventh. The top-10 earned him a spot in the RBC Heritage field.*

Rickie Fowler *posted 27 birdies (tied with* ***Russell Henley*** *for most in the field), the most birdies he has ever posted in a single event.*

Since the Shell Houston Open moved to the Tournament Course in 2006, just six third-round leaders/co-leaders have parlayed that position into a win: ***Jim Herman*** *(2016),* ***Phil Mickelson*** *(2011),* ***Anthony Kim*** *(2010),* ***Paul Casey (****2009),* ***Johnson Wagner*** *(2008) and* ***Stuart Appleby*** *(2006).*

Tournament Record:
266, Curtis Strange, Lee Trevino (1980) (Woodlands CC), Vijay Singh (2002) (TPC Woodlands)

Current Course Record:
63, Adam Scott, Johnson Wagner (2008), Phil Mickelson, Jimmy Walker (2011), Scott Piercy (2014-15), Sung Kang (2016-17)

Tournament Course Record:
62, Fred Funk (1992) (TPC Woodlands), Ron Streck (1981) (Woodlands CC)

TOURNAMENT HISTORY

Year	Winner	Score	Runner-up	Score	Location	Par/Yards
2009	Paul Casey*	277	J.B. Holmes	277	Redstone GC (Tournament) Humble, TX	72/7,457
2010	Anthony Kim*	276	Vaughn Taylor	276	Redstone GC (Tournament) Humble, TX	72/7,457
2011	Phil Mickelson	268	Chris Kirk Scott Verplank	271	Redstone GC (Tournament) Humble, TX	72/7,457
2012	Hunter Mahan	272	Carl Pettersson	273	Redstone GC (Tournament) Humble, TX	72/7,457
2013	D.A. Points	272	Billy Horschel Henrik Stenson	273	Redstone GC (Tournament) Humble, TX	72/7,441
2013-14	Matt Jones*	273	Matt Kuchar	273	GC of Houston, Humble, TX	72/7,441
2014-15	J.B. Holmes*	272	Jordan Spieth Johnson Wagner	272	GC of Houston, Humble, TX	72/7,441
2015-16	Jim Herman	273	Henrik Stenson	274	GC of Houston, Humble, TX	72/7,441
2016-17	Russell Henley	268	Sung Kang	271	GC of Houston, Humble, TX	72/7,441

*KEY: * = Playoff*

Masters Tournament

[The 22nd of 43 events in the PGA TOUR Season]

Winner: SERGIO GARCIA
FedExCup Points: 600 $1,980,000
71-69-70-69 279 (-9)

Augusta, GA **April 3-9, 2017** **FedExCup Points: 600 (first)** **Purse: $10,000,000**
Augusta National Golf Club **Par/Yards: 36-36—72/7,435**

LEADERS

First Round		Second Round		Third Round	
Charley Hoffman	65 (-7)	Rickie Fowler	140 (-4)	Sergio Garcia	210 (-6)
William McGirt	69 (-3)	Sergio Garcia	140 (-4)	Justin Rose	210 (-6)
Lee Westwood	70 (-2)	Charley Hoffman	140 (-4)	Rickie Fowler	211 (-5)
Kevin Chappell	71 (-1)	Thomas Pieters	140 (-4)	Charley Hoffman	212 (-4)
Jason Dufner	71 (-1)	William McGirt	142 (-2)	Ryan Moore	212 (-4)
Matthew Fitzpatrick	71 (-1)			Jordan Spieth	212 (-4)
Sergio Garcia	71 (-1)				
Russell Henley	71 (-1)				
Phil Mickelson	71 (-1)				
Justin Rose	71 (-1)				
Andy Sullivan	71 (-1)				

CUT: 51 professionals and two amateurs at 6-over 150 from a field of 88 professionals and five amateurs.

WEATHER: **Thursday:** Partly cloudy, with a high of 63. Wind WSW 20-25 mph, with gusts to 30 mph. **Friday:** Partly cloudy, with a high of 67. Wind WNW 14-18 mph, with gusts to 30 mph. **Saturday:** Mostly sunny, with a high of 72. Wind WSW 4-8 mph. **Sunday:** Sunny, with a high of 78. Wind SE 4-8 mph.

ORDER OF FINISH

Won with a birdie-3 on the first playoff hole.

Player	Finish	Scores	Total	FedExCup Points	Money
Sergio Garcia	1	71-69-70-69	279	600.00	$1,980,000.00
Justin Rose	2	71-72-67-69	279	330.00	1,188,000.00
Charl Schwartzel	3	74-72-68-68	282	210.00	748,000.00
Matt Kuchar	T4	72-73-71-67	283	135.00	484,000.00
Thomas Pieters	T4	72-68-75-68	283		484,000.00
Paul Casey	6	72-75-69-68	284	110.00	396,000.00
Kevin Chappell	T7	71-76-70-68	285	97.00	354,750.00
Rory McIlroy	T7	72-73-71-69	285	97.00	354,750.00
Ryan Moore	T9	74-69-69-74	286	85.00	308,000.00
Adam Scott	T9	75-69-69-73	286	85.00	308,000.00
Rickie Fowler	T11	73-67-71-76	287	68.40	233,200.00
Russell Henley	T11	71-76-71-69	287	68.40	233,200.00
Brooks Koepka	T11	74-73-71-69	287	68.40	233,200.00
Hideki Matsuyama	T11	76-70-74-67	287	68.40	233,200.00
Jordan Spieth	T11	75-69-68-75	287	68.40	233,200.00
Martin Kaymer	T16	78-68-74-68	288		$181,500.00
Steve Stricker	T16	75-73-72-68	288	58.00	181,500.00
Fred Couples	T18	73-70-74-72	289	51.93	148,500.00
Pat Perez	T18	74-74-70-71	289	51.93	148,500.00
Jimmy Walker	T18	76-71-70-72	289	51.93	148,500.00
Lee Westwood	T18	70-77-68-74	289		148,500.00
Jason Day	T22	74-76-69-71	290	42.27	105,600.00
Charley Hoffman	T22	65-75-72-78	290	42.27	105,600.00
William McGirt	T22	69-73-74-74	290	42.27	105,600.00
Phil Mickelson	T22	71-73-74-72	290	42.27	105,600.00
Justin Thomas	T22	73-76-71-70	290	42.27	105,600.00
Daniel Berger	T27	77-73-72-69	291	33.43	78,100.00
Branden Grace	T27	76-74-71-70	291	33.43	78,100.00
Jon Rahm	T27	73-70-73-75	291	33.43	78,100.00
Brandt Snedeker	T27	75-74-69-73	291	33.43	78,100.00
Brendan Steele	T27	74-73-75-69	291	33.43	78,100.00
Matthew Fitzpatrick	32	71-78-73-70	292		68,200.00
Byeong Hun An	T33	76-73-74-70	293	25.12	62,150.00
Jason Dufner	T33	71-76-70-76	293	25.12	62,150.00
Francesco Molinari	T33	78-72-71-72	293	25.12	62,150.00
Bill Haas	T36	75-72-71-76	294	20.40	$52,938.00
Adam Hadwin	T36	75-74-75-70	294	20.40	52,938.00
Soren Kjeldsen	T36	72-73-71-78	294	20.40	52,938.00
Brian Stuard	T36	77-70-74-73	294	20.40	52,938.00
Stewart Hagestad	T36	74-73-74-73	294		
Ross Fisher	T41	76-74-74-71	295		46,200.00
Louis Oosthuizen	T41	77-71-76-71	295	16.43	46,200.00
Kevin Kisner	T43	74-75-74-73	296	13.60	40,700.00
Marc Leishman	T43	73-74-78-71	296	13.60	40,700.00
Bernd Wiesberger	T43	77-72-76-71	296		40,700.00
Daniel Summerhays	T46	74-75-75-73	297	11.61	36,300.00
Curtis Luck	T46	78-72-75-72	297		
James Hahn	T48	75-75-75-73	298	10.48	33,000.00
Andy Sullivan	T48	71-78-76-73	298		33,000.00
J.B. Holmes	50	78-72-73-76	299	9.63	30,140.00
Emiliano Grillo	51	79-70-73-78	300	9.06	28,600.00
Larry Mize	52	74-76-79-76	305	8.50	27,720.00
Ernie Els	53	72-75-83-78	308	7.93	27,060.00

The following players did not finish
(C=cut, W=withdrew, D=disqualified, A=amateur)

C—151-Jim Furyk, Billy Hurley III, Yuta Ikeda, Zach Johnson, Shane Lowry, Kevin Na, Danny Willett, Chris Wood, **152**-Rafa Cabrera Bello, Tommy Fleetwood, Russell Knox, Alex Noren, Rod Pampling, Scott Piercy, Webb Simpson, Henrik Stenson, Bubba Watson, **153**-Brad Dalke (A), Bernhard Langer, Sean O'Hair, Jose Maria Olazabal, Patrick Reed, Vijay Singh, Hudson Swafford, **154**-Angel Cabrera, Jhonattan Vegas, Ian Woosnam, **155**-Trevor Immelman, Mike Weir, Gary Woodland, **156**-Si Woo Kim, Mark O'Meara, Hideto Tanihara, Jeunghun Wang, **157**-Roberto Castro, Scott Gregory (A), **158**-Tyrrell Hatton, **159**-Mac Hughes, **160**-Sandy Lyle, **161**-Toto Gana (A).

Tournament Record:
270, Jordan Spieth (2014-15), Tiger Woods (1997)
Current Course Record:
63, Nick Price (1986), Greg Norman (1996)

TOURNAMENT HISTORY

Year	Winner	Score	Runner-up	Score	Location	Par/Yards
AUGUSTA NATIONAL INVITATION TOURNAMENT						
1934	Horton Smith	284	Craig Wood	285	Augusta National GC, Augusta, GA	72/6,700
1935	Gene Sarazen*	282	Craig Wood	282	Augusta National GC, Augusta, GA	72/6,700
1936	Horton Smith	285	Harry Cooper	286	Augusta National GC, Augusta, GA	72/6,700
1937	Byron Nelson	283	Ralph Guldahl	285	Augusta National GC, Augusta, GA	72/6,700
1938	Henry Picard	285	Ralph Guldahl Harry Cooper	287	Augusta National GC, Augusta, GA	72/6,800
MASTERS TOURNAMENT						
1939	Ralph Guldahl	279	Sam Snead	280	Augusta National GC, Augusta, GA	72/6,800
1940	Jimmy Demaret	280	Lloyd Mangrum	284	Augusta National GC, Augusta, GA	72/6,800
1941	Craig Wood	280	Byron Nelson	283	Augusta National GC, Augusta, GA	72/6,800
1942	Byron Nelson*	280	Ben Hogan	280	Augusta National GC, Augusta, GA	72/6,800
1943	No Tournament ++					
1944	No Tournament ++					
1945	No Tournament ++					
1946	Herman Keiser	282	Ben Hogan	283	Augusta National GC, Augusta, GA	72/6,800
1947	Jimmy Demaret	281	Byron Nelson Frank Stranahan	283	Augusta National GC, Augusta, GA	72/6,800
1948	Claude Harmon	279	Cary Middlecoff	284	Augusta National GC, Augusta, GA	72/6,900
1949	Sam Snead	282	Johnny Bulla Lloyd Mangrum	285	Augusta National GC, Augusta, GA	72/6,900
1950	Jimmy Demaret	283	Jim Ferrier	285	Augusta National GC, Augusta, GA	72/6,900
1951	Ben Hogan	280	Skee Riegel	282	Augusta National GC, Augusta, GA	72/6,900
1952	Sam Snead	286	Jack Burke, Jr.	290	Augusta National GC, Augusta, GA	72/6,950
1953	Ben Hogan	274	Ed Oliver	279	Augusta National GC, Augusta, GA	72/6,950
1954	Sam Snead*	289	Ben Hogan	289	Augusta National GC, Augusta, GA	72/6,950
1955	Cary Middlecoff	279	Ben Hogan	286	Augusta National GC, Augusta, GA	72/6,950
1956	Jack Burke, Jr.	289	Ken Venturi	290	Augusta National GC, Augusta, GA	72/6,965
1957	Doug Ford	282	Sam Snead	286	Augusta National GC, Augusta, GA	72/6,980
1958	Arnold Palmer	284	Doug Ford Fred Hawkins	285	Augusta National GC, Augusta, GA	72/6,980
1959	Art Wall	284	Cary Middlecoff	285	Augusta National GC, Augusta, GA	72/6,980
1960	Arnold Palmer	282	Ken Venturi	283	Augusta National GC, Augusta, GA	72/6,980
1961	Gary Player	280	Charles R. Coe Arnold Palmer	281	Augusta National GC, Augusta, GA	72/6,980
1962	Arnold Palmer*	280	Gary Player Dow Finsterwald	280	Augusta National GC, Augusta, GA	72/6,980
1963	Jack Nicklaus	286	Tony Lema	287	Augusta National GC, Augusta, GA	72/6,980

*KEY: * = Playoff ++ = World War II*

Masters Tournament

NOTES

*Spain's **Sergio Garcia** began the final round of the 2017 Masters tied with England's **Justin Rose** at 6-under 210. When matching 3-under 69s resulted in sudden death, Garcia birdied the first extra hole, No. 18, to win as Rose made bogey. Garcia claimed his 10th career PGA TOUR title and first major championship in his 313th career start at the age of 37 years, 3 months.*

*With his win, **Sergio Garcia** became the first player from Spain to win at Augusta since **Jose Maria Olazabal** in 1999. That year, Garcia took low amateur honors at the Masters as Olazabal won his second Green Jacket.*

***Sergio Garcia** became the sixth international player to win the Masters Tournament in the last 10 years: **Sergio Garcia**/2017, **Danny Willett**/2016, **Adam Scott**/2013, **Charl Schwartzel**/2011, **Angel Cabrera**/2009 and **Trevor Immelman**/2008.*

***Sergio Garcia** claimed his first major championship in his 74th major attempt. It marked his 23rd top-10 finish in a major.*

*Playing in the penultimate pairing on Sunday, **Rickie Fowler** and **Jordan Spieth** posted a 76 and 75, respectively, both finishing T11.*

***Justin Rose**'s playoff loss to **Sergio Garcia** at the Masters marked Rose's fifth top-10 finish, and third consecutive, in 12 Masters starts; 2017/2nd, 2016/T10, 2015/T2, 2012/T8 and 2007/T5. Rose has never missed a cut at the Masters.*

*With scores of 71-72-67-69, **Justin Rose** joined **Sergio Garcia** as the only two players to have avoided an over-par round.*

TOURNAMENT HISTORY

Year	Winner	Score	Runner-up	Score	Location	Par/Yards
1964	Arnold Palmer	276	Dave Marr	282	Augusta National GC, Augusta, GA	72/6,980
			Jack Nicklaus			
1965	Jack Nicklaus	271	Arnold Palmer	280	Augusta National GC, Augusta, GA	72/6,980
			Gary Player			
1966	Jack Nicklaus*	288	Tommy Jacobs	288	Augusta National GC, Augusta, GA	72/6,980
			Gay Brewer			
1967	Gay Brewer	280	Bobby Nichols	281	Augusta National GC, Augusta, GA	72/6,980
1968	Bob Goalby	277	Roberto De Vicenzo	278	Augusta National GC, Augusta, GA	72/6,980
1969	George Archer	281	Billy Casper	282	Augusta National GC, Augusta, GA	72/6,980
			George Knudson			
			Tom Weiskopf			
1970	Billy Casper*	279	Gene Littler	279	Augusta National GC, Augusta, GA	72/6,980
1971	Charles Coody	279	Johnny Miller	281	Augusta National GC, Augusta, GA	72/6,980
			Jack Nicklaus			
1972	Jack Nicklaus	286	Bruce Crampton	289	Augusta National GC, Augusta, GA	72/6,980
			Bobby Mitchell			
			Tom Weiskopf			
1973	Tommy Aaron	283	J. C. Snead	284	Augusta National GC, Augusta, GA	72/6,980
1974	Gary Player	278	Tom Weiskopf	280	Augusta National GC, Augusta, GA	72/7,020
			Dave Stockton			
1975	Jack Nicklaus	276	Johnny Miller	277	Augusta National GC, Augusta, GA	72/7,020
			Tom Weiskopf			
1976	Raymond Floyd	271	Ben Crenshaw	279	Augusta National GC, Augusta, GA	72/7,030
1977	Tom Watson	276	Jack Nicklaus	278	Augusta National GC, Augusta, GA	72/7,030
1978	Gary Player	277	Hubert Green	278	Augusta National GC, Augusta, GA	72/7,040
			Rod Funseth			
			Tom Watson			
1979	Fuzzy Zoeller*	280	Ed Sneed	280	Augusta National GC, Augusta, GA	72/7,040
			Tom Watson			
1980	Seve Ballesteros	275	Gibby Gilbert	279	Augusta National GC, Augusta, GA	72/7,040
			Jack Newton			
1981	Tom Watson	280	Johnny Miller	282	Augusta National GC, Augusta, GA	72/6,905
			Jack Nicklaus			
1982	Craig Stadler*	284	Dan Pohl	284	Augusta National GC, Augusta, GA	72/6,905
1983	Seve Ballesteros	280	Ben Crenshaw	284	Augusta National GC, Augusta, GA	72/6,905
			Tom Kite			
1984	Ben Crenshaw	277	Tom Watson	279	Augusta National GC, Augusta, GA	72/6,905
1985	Bernhard Langer	282	Curtis Strange	284	Augusta National GC, Augusta, GA	72/6,905
			Seve Ballesteros			
			Raymond Floyd			
1986	Jack Nicklaus	279	Greg Norman	280	Augusta National GC, Augusta, GA	72/6,905
			Tom Kite			
1987	Larry Mize*	285	Seve Ballesteros	285	Augusta National GC, Augusta, GA	72/6,905
			Greg Norman			
1988	Sandy Lyle	281	Mark Calcavecchia	282	Augusta National GC, Augusta, GA	72/6,905
1989	Nick Faldo*	283	Scott Hoch	283	Augusta National GC, Augusta, GA	72/6,905
1990	Nick Faldo*	278	Raymond Floyd	278	Augusta National GC, Augusta, GA	72/6,905
1991	Ian Woosnam	277	Jose Maria Olazabal	278	Augusta National GC, Augusta, GA	72/6,905
1992	Fred Couples	275	Raymond Floyd	277	Augusta National GC, Augusta, GA	72/6,905
1993	Bernhard Langer	277	Chip Beck	281	Augusta National GC, Augusta, GA	72/6,905
1994	Jose Maria Olazabal	279	Tom Lehman	281	Augusta National GC, Augusta, GA	72/6,925
1995	Ben Crenshaw	274	Davis Love III	275	Augusta National GC, Augusta, GA	72/6,925
1996	Nick Faldo	276	Greg Norman	281	Augusta National GC, Augusta, GA	72/6,925
1997	Tiger Woods	270	Tom Kite	282	Augusta National GC, Augusta, GA	72/6,925
1998	Mark O'Meara	279	David Duval	280	Augusta National GC, Augusta, GA	72/6,925
			Fred Couples			
1999	Jose Maria Olazabal	280	Davis Love III	282	Augusta National GC, Augusta, GA	72/6,985
2000	Vijay Singh	278	Ernie Els	281	Augusta National GC, Augusta, GA	72/6,985
2001	Tiger Woods	272	David Duval	274	Augusta National GC, Augusta, GA	72/6,985
2002	Tiger Woods	276	Retief Goosen	279	Augusta National GC, Augusta, GA	72/7,270
2003	Mike Weir*	281	Len Mattiace	281	Augusta National GC, Augusta, GA	72/7,290
2004	Phil Mickelson	279	Ernie Els	280	Augusta National GC, Augusta, GA	72/7,290
2005	Tiger Woods*	276	Chris DiMarco	276	Augusta National GC, Augusta, GA	72/7,290
2006	Phil Mickelson	281	Tim Clark	283	Augusta National GC, Augusta, GA	72/7,445
2007	Zach Johnson	289	Retief Goosen	291	Augusta National GC, Augusta, GA	72/7,445
			Rory Sabbatini			
			Tiger Woods			
2008	Trevor Immelman	280	Tiger Woods	283	Augusta National GC, Augusta, GA	72/7,445
2009	Angel Cabrera*	276	Chad Campbell	276	Augusta National GC, Augusta, GA	72/7,435
			Kenny Perry			
2010	Phil Mickelson	272	Lee Westwood	275	Augusta National GC, Augusta, GA	72/7,445
2011	Charl Schwartzel	274	Jason Day	276	Augusta National GC, Augusta, GA	72/7,435
			Adam Scott			
2012	Bubba Watson*	278	Louis Oosthuizen	278	Augusta National GC, Augusta, GA	72/7,435
2013	Adam Scott*	279	Angel Cabrera	279	Augusta National GC, Augusta, GA	72/7,435
2013-14	Bubba Watson	280	Jonas Blixt	283	Augusta National GC, Augusta, GA	72/7,435
			Jordan Spieth			
2014-15	Jordan Spieth	270	Phil Mickelson	274	Augusta National GC, Augusta, GA	72/7,435
			Justin Rose			
2015-16	Danny Willett	283	Jordan Spieth	286	Augusta National GC, Augusta, GA	72/7,435
			Lee Westwood			
2016-17	Sergio Garcia*	279	Justin Rose	279	Augusta National GC, Augusta, GA	72/7,435

*KEY: * = Playoff*

RBC Heritage

[The 23rd of 43 events in the PGA TOUR Season]

Winner: WESLEY BRYAN
FedExCup Points: 500 $1,170,000
69-67-68-67 271 (-13)

Hilton Head, SC **April 10-16, 2017** **FedExCup Points: 500 (first)** **Purse: $6,500,000**
Harbour Town Golf Links **Par/Yards: 36-35—71/7,099**

LEADERS

First Round		Second Round		Third Round	
Bud Cauley	63 (-8)	Graham DeLaet	132 (-10)	Jason Dufner	200 (-13)
Graham DeLaet	65 (-6)	Luke Donald	132 (-10)	Graham DeLaet	201 (-12)
Luke Donald	65 (-6)	Ian Poulter	134 (-8)	Kevin Kisner	202 (-11)
Sam Saunders	65 (-6)	Webb Simpson	134 (-8)	Webb Simpson	202 (-11)
Ben Crane	66 (-5)	Bud Cauley	135 (-7)	Ian Poulter	203 (-10)
Russell Henley	66 (-5)	Jason Dufner	135 (-7)	Wesley Bryan	204 (-9)
Danny Lee	66 (-5)	Pat Perez	135 (-7)		
Shane Lowry	66 (-5)	Sam Saunders	135 (-7)		
Ian Poulter	66 (-5)	Nick Taylor	135 (-7)		
Webb Simpson	66 (-5)	Wesley Bryan	136 (-6)		
Wesley Bryan	69 (-2)				

CUT: 74 professionals at 1-under 141 from a field of 131 professionals and one amateur.

WEATHER: Thursday: Sunny with a high of 75. Light and variable wind. **Friday:** Partly cloudy with a high of 77. Light and variable wind. **Saturday:** Sunny with a high of 73. Wind ESE 5-10 mph. **Sunday:** Sunny with a high of 78. Wind SSE 4-8 mph.

ORDER OF FINISH

Player	Finish	Scores	Total	FedExCup Points	Money
Wesley Bryan	1	69-67-68-67	271	500.00	$1,170,000.00
Luke Donald	2	65-67-72-68	272	300.00	702,000.00
Patrick Cantlay	T3	70-66-70-67	273	145.00	338,000.00
William McGirt	T3	68-68-68-69	273	145.00	338,000.00
Ollie Schniederjans	T3	68-68-69-68	273	145.00	338,000.00
Graham DeLaet	T6	65-67-69-73	274	91.66	217,750.00
Brian Gay	T6	68-70-69-67	274	91.66	217,750.00
J.J. Spaun	T6	67-72-66-69	274	91.66	217,750.00
Bud Cauley	T9	63-72-71-69	275	77.50	182,000.00
Brian Harman	T9	71-70-66-68	275	77.50	182,000.00
Sung Kang	T11	69-69-70-68	276	54.09	114,045.46
Russell Knox	T11	70-66-72-68	276	54.09	114,045.46
Matt Kuchar	T11	68-71-73-64	276	54.09	114,045.46
Sam Saunders	T11	65-70-74-67	276	54.09	114,045.46
Brandt Snedeker	T11	69-68-71-68	276	54.09	114,045.46
Jason Dufner	T11	68-67-65-76	276	54.09	114,045.45
Branden Grace	T11	68-71-69-68	276	54.09	114,045.45
Kevin Kisner	T11	72-64-66-74	276	54.09	114,045.45
Ryan Palmer	T11	68-73-67-68	276	54.09	114,045.45
Ian Poulter	T11	66-68-69-73	276	54.09	114,045.45
Webb Simpson	T11	66-68-68-74	276	54.09	114,045.45
Adam Hadwin	T22	71-66-71-69	277	38.12	65,000.00
Billy Hurley III	T22	69-71-66-71	277	38.12	$65,000.00
Francesco Molinari	T22	67-71-70-69	277	38.12	65,000.00
Nick Taylor	T22	69-66-70-72	277	38.12	65,000.00
Blayne Barber	T26	71-68-69-70	278	32.50	50,050.00
Russell Henley	T26	66-73-71-68	278	32.50	50,050.00
Rod Pampling	T26	69-72-69-68	278	32.50	50,050.00
Tyrrell Hatton	T29	69-68-68-74	279		44,200.00
Graeme McDowell	T29	72-68-69-70	279	28.00	44,200.00
Cameron Smith	T29	67-70-71-71	279	28.00	44,200.00
Zac Blair	T32	70-70-70-70	280	21.21	35,192.86
Derek Fathauer	T32	72-67-70-71	280	21.21	35,192.86
Lucas Glover	T32	72-68-71-69	280	21.21	35,192.86
Martin Kaymer	T32	68-69-74-69	280		35,192.86
Patton Kizzire	T32	72-66-70-72	280	21.21	35,192.86
Chad Campbell	T32	69-69-69-73	280	21.21	35,192.85
Rafael Campos	T32	68-70-70-72	280		35,192.85
Jason Bohn	T39	67-72-70-72	281	15.00	26,650.00
Danny Lee	T39	66-72-73-70	281	15.00	26,650.00
Kevin Na	T39	70-69-73-69	281	15.00	26,650.00
Hideto Tanihara	T39	67-70-72-72	281		26,650.00
Johnson Wagner	T39	70-69-70-72	281	15.00	26,650.00
Mark Anderson	T44	69-70-72-71	282	8.79	17,604.17
Jonas Blixt	T44	69-70-72-71	282	8.79	17,604.17
Alex Cejka	T44	71-66-73-72	282	8.79	17,604.17
Fabian Gomez	T44	74-67-70-71	282	8.79	17,604.17
Anirban Lahiri	T44	67-70-75-70	282	8.79	17,604.17
Marc Leishman	T44	68-69-74-71	282	8.79	$17,604.17
Bryce Molder	T44	73-67-70-72	282	8.79	17,604.17
C.T. Pan	T44	71-69-73-69	282	8.79	17,604.17
Keegan Bradley	T44	75-66-68-73	282	8.79	17,604.16
Shane Lowry	T44	66-75-69-72	282	8.79	17,604.16
Peter Malnati	T44	71-69-67-75	282	8.79	17,604.16
Boo Weekley	T44	72-69-69-72	282	8.79	17,604.16
Charles Howell III	T56	70-70-71-72	283	5.60	14,690.00
Brian Stuard	T56	69-71-71-72	283	5.60	14,690.00
Tyrone Van Aswegen	T56	70-70-69-74	283	5.60	14,690.00
David Hearn	T59	70-70-69-75	284	4.80	14,170.00
Grayson Murray	T59	67-73-71-73	284	4.80	14,170.00
Kyle Stanley	T59	71-70-71-72	284	4.80	14,170.00
Daniel Summerhays	T59	73-66-70-75	284	4.80	14,170.00
Harold Varner III	T59	67-72-70-75	284	4.80	14,170.00
Ryan Blaum	T64	71-69-70-75	285	3.80	13,520.00
K.J. Choi	T64	69-71-70-75	285	3.80	13,520.00
Andrew Johnston	T64	68-71-70-76	285	3.80	13,520.00
Martin Laird	T64	69-70-71-75	285	3.80	13,520.00
Vaughn Taylor	T64	71-70-73-71	285	3.80	13,520.00
Yuta Ikeda	69	70-71-72-73	286		13,130.00
Ben Crane	T70	66-74-72-75	287	2.85	12,805.00
Steve Marino	T70	69-71-72-75	287	2.85	12,805.00
Trey Mullinax	T70	73-68-73-73	287	2.85	12,805.00
Pat Perez	T70	68-67-81-71	287	2.85	12,805.00
Mark Hubbard	74	70-71-74-76	291	2.60	12,480.00

The following players did not finish
(C=cut, W=withdrew, D=disqualified)

C—142-Jim Furyk, Robert Garrigus, John Huh, Freddie Jacobson, Chris Kirk, Luke List, Hunter Mahan, Carl Pettersson, D.A. Points, John Senden, Vijay Singh, Camilo Villegas, **143**-Steven Bowditch, Scott Brown, Roberto Castro, Stewart Cink, Tommy Gainey, Jason Kokrak, David Lingmerth, Andrew Loupe, Davis Love III, Shawn Stefani, Michael Thompson, **144**-Aaron Baddeley, Rafa Cabrera Bello, Greg Chalmers, Ernie Els, James Hahn, Michael Kim, Kyle Reifers, Brett Stegmaier, Robert Streb, **145**-Ricky Barnes, Matthew Fitzpatrick, J.J. Henry, Spencer Levin, Troy Merritt, **146**-Chad Collins, Bryson DeChambeau, Ken Duke, Charley Hoffman, Morgan Hoffmann, Ryo Ishikawa, Whee Kim, Ben Martin, John Peterson, Chez Reavie, **147**-Dominic Bozzelli, Harris English, Bill Haas, Kelly Kraft, Geoff Ogilvy, **148**-Billy Horschel, **149**-Danny Willett, **154**-Jim Herman, **156**-Cheng Jin (A), **157**-Brooks Blackburn. **W—74**-Matt Every.

Tournament Record:
264, Brian Gay (2009)
Current Course Record:
61, Troy Merritt (2014-15), David Frost (1994)

TOURNAMENT HISTORY

Year	Winner	Score	Runner-up	Score	Location	Par/Yards
HERITAGE CLASSIC						
1969	Arnold Palmer	283	Richard Crawford Bert Yancey	286	Harbour Town GL, Hilton Head, SC	71/6,657
1970	Bob Goalby	280	Lanny Wadkins	284	Harbour Town GL, Hilton Head, SC	71/6,657
SEA PINES HERITAGE CLASSIC						
1971	Hale Irwin	279	Bob Lunn	280	Harbour Town GL, Hilton Head, SC	71/6,657
1972	Johnny Miller	281	Tom Weiskopf	282	Ocean Course, Hilton Head, SC** Harbour Town GL, Hilton Head, SC***	72/6,600 71/6,657
1973	Hale Irwin	272	Jerry Heard Grier Jones	277	Harbour Town GL, Hilton Head, SC	71/6,657
1974	Johnny Miller	276	Gibby Gilbert	279	Harbour Town GL, Hilton Head, SC	71/6,657
1975	Jack Nicklaus	271	Tom Weiskopf	274	Harbour Town GL, Hilton Head, SC	71/6,657
1976	Hubert Green	274	Jerry McGee	279	Harbour Town GL, Hilton Head, SC	71/6,657
1977	Graham Marsh	273	Tom Watson	274	Harbour Town GL, Hilton Head, SC	71/6,657
1978	Hubert Green	277	Hale Irwin	280	Harbour Town GL, Hilton Head, SC	71/6,657
1979	Tom Watson	270	Ed Sneed	275	Harbour Town GL, Hilton Head, SC	71/6,657
1980	Doug Tewell*	280	Jerry Pate	280	Harbour Town GL, Hilton Head, SC	71/6,657
1981	Bill Rogers	278	Bruce Devlin Hale Irwin Gil Morgan Craig Stadler	279	Harbour Town GL, Hilton Head, SC	71/6,657
1982	Tom Watson*	280	Frank Conner	280	Harbour Town GL, Hilton Head, SC	71/6,657
1983	Fuzzy Zoeller	275	Jim Nelford	277	Harbour Town GL, Hilton Head, SC	71/6,657

*KEY: * = Playoff ** = First two rounds *** = Final two rounds*

RBC Heritage

NOTES

Beginning the final round four shots back, ***Wesley Bryan*** *carded a 4-under 67 (including four consecutive birdies on Nos. 4-7) to edge out* ***Luke Donald*** *by one shot to become the first South Carolinian to win the RBC Heritage in the 49-year history of the event. Bryan, who earned his first career PGA TOUR victory at the age of 27 years, 21 days in his 18th career start, became the third rookie winner on TOUR in 2016-17, joining* ***Cody Gribble*** *and* ***Mac Hughes****.*

Wesley Bryan *became only the sixth player in 49 years to win the RBC Heritage in his first attempt, joining* ***Arnold Palmer*** *(1969),* ***Bob Goalby*** *(1970),* ***Stewart Cink*** *(2000),* ***Jose Coceres*** *(2001) and* ***Boo Weekley*** *(2007).*

Wesley Bryan*'s four-shot, come-from-behind victory marked the fifth consecutive winner at the RBC Heritage to come from at least three shots back on Sunday to win:* ***Wesley Bryan*** *(2017),* ***Branden Grace*** *(2016),* ***Jim Furyk*** *(2015),* ***Matt Kuchar*** *(2014) and* ***Graeme McDowell*** *(2013).*

Luke Donald *posted his fifth career runner-up at the RBC Heritage (a tournament record). He owns a remarkable seven top-three finishes in his last nine starts (12 overall) at Harbour Town Golf Links (2-2017, T2-2016, 2nd-2014, T3-2013, 2nd-2011, T3-2010, T2-2009).*

With his T3 finish, South Carolina resident ***William McGirt*** *has finished in the top 10 three of the last four years at the RBC Heritage, with T9s in both 2016 and 2014.*

TOURNAMENT HISTORY

Year	Winner	Score	Runner-up	Score	Location	Par/Yards
1984	Nick Faldo	270	Tom Kite	271	Harbour Town GL, Hilton Head, SC	71/6,657
1985	Bernhard Langer*	273	Bobby Wadkins	273	Harbour Town GL, Hilton Head, SC	71/6,657
1986	Fuzzy Zoeller	276	Chip Beck	277	Harbour Town GL, Hilton Head, SC	71/6,657
			Roger Maltbie			
			Greg Norman			
MCI HERITAGE CLASSIC						
1987	Davis Love III	271	Steve Jones	272	Harbour Town GL, Hilton Head, SC	71/6,657
1988	Greg Norman	271	David Frost	272	Harbour Town GL, Hilton Head, SC	71/6,657
			Gil Morgan			
1989	Payne Stewart	268	Kenny Perry	273	Harbour Town GL, Hilton Head, SC	71/6,657
1990	Payne Stewart*	276	Steve Jones	276	Harbour Town GL, Hilton Head, SC	71/6,657
			Larry Mize			
1991	Davis Love III	271	Ian Baker-Finch	273	Harbour Town GL, Hilton Head, SC	71/6,657
1992	Davis Love III	269	Chip Beck	273	Harbour Town GL, Hilton Head, SC	71/6,657
1993	David Edwards	273	David Frost	275	Harbour Town GL, Hilton Head, SC	71/6,657
1994	Hale Irwin	266	Greg Norman	268	Harbour Town GL, Hilton Head, SC	71/6,657
MCI CLASSIC						
1995	Bob Tway*	275	David Frost	275	Harbour Town GL, Hilton Head, SC	71/6,657
			Nolan Henke			
1996	Loren Roberts	265	Mark O'Meara	268	Harbour Town GL, Hilton Head, SC	71/6,912
1997	Nick Price	269	Brad Faxon	275	Harbour Town GL, Hilton Head, SC	71/6,915
			Jesper Parnevik			
1998	Davis Love III	266	Glen Day	273	Harbour Town GL, Hilton Head, SC	71/6,916
1999	Glen Day*	274	Jeff Sluman	274	Harbour Town GL, Hilton Head, SC	71/6,916
			Payne Stewart			
2000	Stewart Cink	270	Tom Lehman	272	Harbour Town GL, Hilton Head, SC	71/6,916
WORLDCOM CLASSIC-THE HERITAGE OF GOLF						
2001	Jose Coceres*	273	Billy Mayfair	273	Harbour Town GL, Hilton Head, SC	71/6,916
2002	Justin Leonard	270	Heath Slocum	271	Harbour Town GL, Hilton Head, SC	71/6,916
MCI HERITAGE						
2003	Davis Love III*	271	Woody Austin	271	Harbour Town GL, Hilton Head, SC	71/6,973
2004	Stewart Cink*	274	Ted Purdy	274	Harbour Town GL, Hilton Head, SC	71/6,973
2005	Peter Lonard	277	Billy Andrade	279	Harbour Town GL, Hilton Head, SC	71/6,973
			Darren Clarke			
			Jim Furyk			
			Davis Love III			
VERIZON HERITAGE						
2006	Aaron Baddeley	269	Jim Furyk	270	Harbour Town GL, Hilton Head, SC	71/6,973
2007	Boo Weekley	270	Ernie Els	271	Harbour Town GL, Hilton Head, SC	71/6,973
2008	Boo Weekley	269	Aaron Baddeley	272	Harbour Town GL, Hilton Head, SC	71/6,973
			Anthony Kim			
2009	Brian Gay	264	Briny Baird	274	Harbour Town GL, Hilton Head, SC	71/6,973
			Luke Donald			
2010	Jim Furyk*	271	Brian Davis	271	Harbour Town GL, Hilton Head, SC	71/6,973
THE HERITAGE						
2011	Brandt Snedeker*	272	Luke Donald	272	Harbour Town GL, Hilton Head, SC	71/6,973
RBC HERITAGE						
2012	Carl Pettersson	270	Zach Johnson	275	Harbour Town GL, Hilton Head, SC	71/7,101
2013	Graeme McDowell*	275	Webb Simpson	275	Harbour Town GL, Hilton Head, SC	71/7,101
2013-14	Matt Kuchar	273	Luke Donald	274	Harbour Town GL, Hilton Head, SC	71/7,101
2014-15	Jim Furyk*	266	Kevin Kisner	266	Harbour Town GL, Hilton Head, SC	71/7,101
2015-16	Branden Grace	275	Luke Donald	277	Harbour Town GL, Hilton Head, SC	71/7,099
			Russell Knox			
2016-17	Wesley Bryan	271	Luke Donald	272	Harbour Town GL, Hilton Head, SC	71/7,099

*KEY: * = Playoff*

Valero Texas Open

[The 24th of 43 events in the PGA TOUR Season]

Winner: KEVIN CHAPPELL
FedExCup Points: 500 $1,116,000
69-68-71-68 276 (-12)

San Antonio, TX April 17-23, 2017 FedExCup Points: 500 (first) Purse: $6,200,000
TPC San Antonio (AT&T Oaks) Par/Yards: 36-36—72/7,435

LEADERS

First Round	
Branden Grace	66 (-6)
Steven Alker	67 (-5)
Stewart Cink	67 (-5)
John Huh	67 (-5)
Will MacKenzie	67 (-5)
Kevin Chappell	69 (-3)

Second Round	
Bud Cauley	136 (-8)
Tony Finau	136 (-8)
Kevin Chappell	137 (-7)
Bob Estes	137 (-7)
Robby Shelton	137 (-7)
Cameron Smith	137 (-7)

Third Round	
Kevin Chappell	208 (-8)
Branden Grace	209 (-7)
John Huh	209 (-7)
Bud Cauley	210 (-6)
Tony Finau	210 (-6)
Martin Laird	210 (-6)
Ryan Palmer	210 (-6)
Carl Pettersson	210 (-6)
Cameron Smith	210 (-6)
Kevin Tway	210 (-6)

CUT: 76 players at even-par 144 from a field of 156 professionals.

WEATHER: Thursday: Partly cloudy, with a high of 85. Wind SSE 10-20 mph. **Friday:** Partly cloudy, with a high of 86. Wind SSE 15-25 mph. **Saturday:** Mostly cloudy and cooler, with a high of 67. Wind NNE 15-25, with gusts to 30 mph. **Sunday:** Sunny, with a high of 74. Wind N 10-18 mph.

ORDER OF FINISH

Player	Finish	Scores	Total	FedExCup Points	Money
Kevin Chappell	1	69-68-71-68	276	500.00	$1,116,000.00
Brooks Koepka	2	68-74-70-65	277	300.00	669,600.00
Tony Finau	T3	71-65-74-69	279	162.50	359,600.00
Kevin Tway	T3	70-68-72-69	279	162.50	359,600.00
Aaron Baddeley	5	69-70-73-68	280	110.00	248,000.00
Brian Gay	T6	68-72-71-70	281	88.75	200,725.00
Sung Kang	T6	69-70-74-68	281	88.75	200,725.00
Ryan Palmer	T6	74-68-68-71	281	88.75	200,725.00
Cameron Smith	T6	72-65-73-71	281	88.75	200,725.00
Bud Cauley	T10	70-66-74-72	282	70.00	155,000.00
Branden Grace	T10	66-73-70-73	282	70.00	155,000.00
Camilo Villegas	T10	73-70-69-70	282	70.00	155,000.00
Gonzalo Fdez-Castano	T13	73-68-75-67	283	57.33	119,866.67
Jimmy Walker	T13	70-69-74-70	283	57.33	119,866.67
Matt Jones	T13	69-73-71-70	283	57.33	119,866.66
Carl Pettersson	T16	73-66-71-74	284	52.00	102,300.00
Robby Shelton	T16	68-69-75-72	284		102,300.00
Jim Herman	T18	69-72-71-73	285	46.00	83,700.00
Martin Laird	T18	72-67-71-75	285	46.00	83,700.00
Ryan Moore	T18	70-70-73-72	285	46.00	83,700.00
Ollie Schniederjans	T18	72-67-75-71	285	46.00	83,700.00
Stewart Cink	T22	67-75-74-70	286	37.30	59,520.00
J.J. Henry	T22	72-71-72-71	286	37.30	59,520.00
John Huh	T22	67-71-71-77	286	37.30	59,520.00
Si Woo Kim	T22	70-72-71-73	286	37.30	$59,520.00
Nick Taylor	T22	69-72-71-74	286	37.30	59,520.00
Bob Estes	T27	68-69-75-75	287	28.00	42,160.00
Nicholas Lindheim	T27	71-70-74-72	287	28.00	42,160.00
Graeme McDowell	T27	68-74-76-69	287	28.00	42,160.00
Sebastian Munoz	T27	70-71-72-74	287	28.00	42,160.00
Geoff Ogilvy	T27	69-74-73-71	287	28.00	42,160.00
J.T. Poston	T27	70-73-71-73	287	28.00	42,160.00
Jonathan Randolph	T27	68-70-75-74	287	28.00	42,160.00
Ryan Brehm	T34	71-69-74-74	288	21.00	33,480.00
Brandon Hagy	T34	70-73-73-72	288	21.00	33,480.00
Jhonattan Vegas	T34	69-71-73-75	288	21.00	33,480.00
Billy Hurley III	T37	72-71-74-72	289	18.00	29,140.00
Smylie Kaufman	T37	70-74-73-72	289	18.00	29,140.00
Kyle Reifers	T37	72-71-74-72	289	18.00	29,140.00
Byeong Hun An	T40	73-69-76-72	290	12.33	21,727.56
Charley Hoffman	T40	71-72-73-74	290	12.33	21,727.56
Jamie Lovemark	T40	69-73-73-75	290	12.33	21,727.56
Tag Ridings	T40	72-72-73-73	290	12.33	21,727.56
Harold Varner III	T40	71-71-74-74	290	12.33	21,727.56
Ben Crane	T40	74-69-75-72	290	12.33	21,727.55
Andres Gonzales	T40	70-74-74-72	290	12.33	21,727.55
Andrew Johnston	T40	75-69-74-72	290	12.33	21,727.55
Matt Kuchar	T40	73-71-75-71	290	12.33	21,727.55
Troy Merritt	T49	72-69-76-74	291	8.25	15,469.00
J.J. Spaun	T49	73-67-81-70	291	8.25	15,469.00
Shawn Stefani	T49	68-73-73-77	291	8.25	15,469.00
Michael Thompson	T49	70-70-79-72	291	8.25	$15,469.00
Tom Hoge	T53	68-72-76-76	292	6.32	14,353.00
Freddie Jacobson	T53	69-71-77-75	292	6.32	14,353.00
Kevin Streelman	T53	71-72-73-76	292	6.32	14,353.00
Zack Sucher	T53	71-73-77-71	292	6.32	14,353.00
Bryce Molder	57	68-74-76-75	293	5.60	14,012.00
Ken Duke	T58	68-72-79-75	294	5.10	13,702.00
Justin Leonard	T58	72-72-75-75	294	5.10	13,702.00
Seamus Power	T58	72-72-74-76	294	5.10	13,702.00
Daniel Summerhays	T58	72-72-76-74	294	5.10	13,702.00
Blayne Barber	T62	70-73-76-76	295	4.20	13,144.00
Soren Kjeldsen	T62	69-74-78-74	295	4.20	13,144.00
Wesley McClain	T62	73-71-74-77	295		13,144.00
Cameron Percy	T62	70-73-72-80	295	4.20	13,144.00
Brendan Steele	T62	70-71-78-76	295	4.20	13,144.00
Ricky Barnes	T67	73-68-77-78	296	3.50	12,710.00
Jason Kokrak	T67	72-72-79-73	296	3.50	12,710.00
Dominic Bozzelli	T69	72-71-76-78	297	3.03	12,400.00
Brad Fritsch	T69	74-69-76-78	297	3.03	12,400.00
Andrew Loupe	T69	72-69-81-75	297	3.03	12,400.00
Adam Hadwin	T72	70-72-82-74	298	2.70	12,028.00
Ryo Ishikawa	T72	71-72-73-82	298	2.70	12,028.00
Anirban Lahiri	T72	69-75-78-76	298	2.70	12,028.00
Julian Etulain	75	71-73-75-81	300	2.50	11,780.00
Steven Alker	76	67-76-85-73	301	2.40	11,656.00

The following players did not finish
(C=cut, W=withdrew, D=disqualified)

C—145-Zac Blair, Chad Campbell, Greg Chalmers, Max Homa, Whee Kim, Curtis Luck, Will MacKenzie, Steve Marino, Jordan Niebrugge, Greg Owen, John Senden, Chris Stroud, Nick Watney, Steve Wheatcroft, Tim Wilkinson, **146**-Mark Anderson, Ryan Armour, Zach Cabra, Angel Cabrera, Rafael Campos, Chad Collins, Joel Dahmen, Martin Flores, Robert Garrigus, Retief Goosen, Chris Kirk, Luke List, Seung-Yul Noh, Ian Poulter, Patrick Reed, Casey Russell, Xander Schauffele, Robert Streb, **147**-Ryan Blaum, Billy Horschel, Spencer Levin, Hunter Mahan, Scott Stallings, Tyrone Van Aswegen, Richy Werenski, **148**-Jason Bohn, Steven Bowditch, Alex Cejka, K.J. Choi, Luke Donald, Brett Drewitt, Mac Hughes, Zach Johnson, Kelly Kraft, C.T. Pan, D.A. Points, Sam Saunders, Willy Wilcox, **149**-Cody Gribble, Danny Lee, Trey Mullinax, Scott Piercy, Brian Stuard, **150**-Bryson DeChambeau, Matt Every, Michael Kim, Rory Sabbatini, **151**-Keegan Bradley, Brian Campbell, Morgan Hoffmann, Rick Lamb, Johnson Wagner, **152**-Beau Hossler, Peter Malnati, Cameron Tringale, **153**-David Hearn, John Peterson, Brett Stegmaier, **154**-Tyler Aldridge, Ted Purdy, **155**-Joshua Brock, Roberto Castro, Bobby Wyatt, **162**-Miguel Angel Carballo. **W**—Ben Curtis.

TOURNAMENT HISTORY

Year	Winner	Score	Runner-up	Score	Location	Par/Yards
TEXAS OPEN						
1922	Bob MacDonald	281	Cyril Walker	282	Brackenridge Park GC, San Antonio, TX	71/6,185
1923	Walter Hagen*	279	Bill Mehlhorn	279	Brackenridge Park GC, San Antonio, TX	71/6,185
1924	Joe Kirkwood	279	George Kerrigan James Ockenden	286	Brackenridge Park GC, San Antonio, TX	71/6,185
1925	Joe Turnesa	284	Macdonald Smith	285	Brackenridge Park GC, San Antonio, TX	71/6,185
1926	Macdonald Smith	288	Bobby Cruickshank	289	Brackenridge Park GC, San Antonio, TX	71/6,185
1927	Bobby Cruickshank	272	Larry Nabholtz	295	Willow Springs GC, San Antonio, TX	72/6,930
1928	Bill Mehlhorn	297	Harry Cooper	298	Willow Springs GC, San Antonio, TX	72/6,930
1929	Bill Mehlhorn	277	Horton Smith	281	Brackenridge Park GC, San Antonio, TX	71/6,185
1930	Denny Shute	277	Ed Dudley Al Espinosa Neil McIntyre	280	Brackenridge Park GC, San Antonio, TX	71/6,185
1931	Abe Espinosa	281	Harry Cooper Joe Turnesa Frank Walsh	283	Brackenridge Park GC, San Antonio, TX	71/6,185
1932	Clarence Clark	287	Gus Moreland Gene Sarazen	288	Brackenridge Park GC, San Antonio, TX	71/6,185

*KEY: * = Playoff*

Valero Texas Open

NOTES

***Kevin Chappell**, who led by one entering the final round, avoided sudden death with **Brooks Koepka** when he sank an eight-foot birdie putt on the 72nd hole. With the finish at 12-under 276, Chappell claimed his first career PGA TOUR victory in his 180th start at the age of 30 years, 9 months, 15 days.*

Twenty-six players began the final round at or within five strokes of the lead, the most since the Farmers Insurance Open in February, when there were 33. Nine players finished within five strokes of the winning score.

*Prior to his first career win, **Kevin Chappell** recorded six runner-ups on the PGA TOUR, the first of which came at the 2011 Valero Texas Open.*

*With a 7-under 65 in the final round, tying the week's low score, **Brooks Koepka** finished runner-up, his best result in three appearances at the Valero Texas Open.*

***Kevin Chappell** joined **Steven Bowditch** (2014) and **Brendan Steele** (2011) as players to make the Valero Texas Open their first PGA TOUR win since the event moved to TPC San Antonio in 2010.*

*After four birdies in a five-hole stretch in his final round, **Tony Finau** bogeyed the final hole after finding the water hazard with his third shot, resulting in a T3 with **Kevin Tway** at 9-under 279.*

***Kevin Tway** finished three strokes off the lead at 9-under 279 (T3). A win for Tway would have marked the 10th occasion on which a father/son combination had won on the PGA TOUR. The last to achieve the feat was **Kevin Stadler** at the 2014 Waste Management Phoenix Open.*


KEVIN TWAY

TOURNAMENT HISTORY

Year	Winner	Score	Runner-up	Score	Location	Par/Yards
TEXAS OPEN						
1933	No Tournament					
1934	Wiffy Cox	283	Byron Nelson Craig Wood	284	Brackenridge Park GC, San Antonio, TX	71/6,185
1935	No Tournament					
1936	No Tournament					
1937	No Tournament					
1938	No Tournament					
1939	E.J. Harrison	271	Sam Byrd	273	Brackenridge Park GC, San Antonio, TX	71/6,185
1940	Byron Nelson*	271	Ben Hogan	271	Brackenridge Park GC, San Antonio, TX	71/6,185
1941	Lawson Little	273	Ben Hogan	276	Willow Springs GC, San Antonio, TX	72/6,930
1942	Chick Harbert*	272	Ben Hogan	272	Willow Springs GC, San Antonio, TX	72/6,930
1943	No Tournament++					
1944	Johnny Revolta	273	Harold McSpaden Byron Nelson	274	Willow Springs GC, San Antonio, TX	72/6,930
1945	Sam Byrd	268	Byron Nelson	269	Willow Springs GC, San Antonio, TX	72/6,930
1946	Ben Hogan	264	Sam Byrd	270	Willow Springs GC, San Antonio, TX	72/6,930
1947	Ed Oliver	265	Jimmy Demaret	266	Willow Springs GC, San Antonio, TX	72/6,930
1948	Sam Snead	264	Jimmy Demaret	266	Willow Springs GC, San Antonio, TX	72/6,930
1949	Dave Douglas	268	Sam Snead	269	Willow Springs GC, San Antonio, TX	72/6,930
1950	Sam Snead	265	Jimmy Demaret	266	Brackenridge Park GC, San Antonio, TX Fort Sam Houston GC, San Antonio, TX	71/6,185 72/6,566
1951	E.J. Harrison*	265	Doug Ford	265	Brackenridge Park GC, San Antonio, TX Fort Sam Houston GC, San Antonio, TX	71/6,185 72/6,881
1952	Jack Burke, Jr.	260	Doug Ford	266	Brackenridge Park GC, San Antonio, TX	71/6,185
1953	Tony Holguin	264	Doug Ford	265	Brackenridge Park GC, San Antonio, TX	71/6,185
1954	Chandler Harper	259	Johnny Palmer	261	Brackenridge Park GC, San Antonio, TX	71/6,185
1955	Mike Souchak	257	Fred Haas	264	Brackenridge Park GC, San Antonio, TX	71/6,185
1956	Gene Littler	276	Mike Fetchick Frank Stranahan Ernie Vossler	278	Fort Sam Houston GC, San Antonio, TX	72/6,566
1957	Jay Hebert	271	Ed Furgol	272	Brackenridge Park GC, San Antonio, TX	71/6,185
1958	Bill Johnston	274	Bob Rosburg	277	Brackenridge Park GC, San Antonio, TX	71/6,185
1959	Wes Ellis	276	Bill Johnston Tom Nieporte	278	Brackenridge Park GC, San Antonio, TX	71/6,185
1960	Arnold Palmer	276	Doug Ford Frank Stranahan	278	Fort Sam Houston GC, San Antonio, TX	72/6,566
1961	Arnold Palmer	270	Al Balding	271	Oak Hills CC, San Antonio, TX	70/6,576
1962	Arnold Palmer	273	Joe Campbell Gene Littler Mason Rudolph Doug Sanders	274	Oak Hills CC, San Antonio, TX	70/6,576
1963	Phil Rodgers	268	Johnny Pott	270	Oak Hills CC, San Antonio, TX	70/6,576
1964	Bruce Crampton	273	Bob Charles Chi Chi Rodriguez	274	Oak Hills CC, San Antonio, TX	70/6,576
1965	Frank Beard	270	Gardner Dickinson	273	Oak Hills CC, San Antonio, TX	70/6,576
1966	Harold Henning	272	Wes Ellis Gene Littler Ken Still	275	Oak Hills CC, San Antonio, TX	70/6,576
1967	Chi Chi Rodriguez	277	Bob Charles Bob Goalby	278	Pecan Valley CC, San Antonio, TX	71/7,183
1968	No Tournament					
1969	Deane Beman*	274	Jack McGowan	274	Pecan Valley CC, San Antonio, TX	71/7,183
SAN ANTONIO TEXAS OPEN						
1970	Ron Cerrudo	273	Dick Lotz	278	Pecan Valley CC, San Antonio, TX	71/7,183
1971	No Tournament					
1972	Mike Hill	273	Lee Trevino	275	Woodlake GC, San Antonio, TX	72/7,143
1973	Ben Crenshaw	270	Orville Moody	272	Woodlake GC, San Antonio, TX	71/6,990
1974	Terry Diehl	269	Mike Hill	270	Woodlake GC, San Antonio, TX	72/7,143
1975	Don January*	275	Larry Hinson	275	Woodlake GC, San Antonio, TX	72/7,143
1976	Butch Baird*	273	Miller Barber	273	Woodlake GC, San Antonio, TX	72/7,143
1977	Hale Irwin	266	Miller Barber	268	Oak Hills CC, San Antonio, TX	70/6,576
1978	Ron Streck	265	Hubert Green Lon Hinkle	266	Oak Hills CC, San Antonio, TX	70/6,576
1979	Lou Graham	268	Eddie Pearce Bill Rogers Doug Tewell	269	Oak Hills CC, San Antonio, TX	70/6,576
1980	Lee Trevino	265	Terry Diehl	266	Oak Hills CC, San Antonio, TX	70/6,576
TEXAS OPEN						
1981	Bill Rogers*	266	Ben Crenshaw	266	Oak Hills CC, San Antonio, TX	70/6,576
1982	Jay Haas	262	Curtis Strange	265	Oak Hills CC, San Antonio, TX	70/6,576
1983	Jim Colbert	261	Mark Pfeil	266	Oak Hills CC, San Antonio, TX	70/6,576

*KEY: * = Playoff ~ = Weather-shortened ++ = World War II*

Valero Texas Open

NOTES

Aaron Baddeley *posted a final-round, 4-under 68 to claim solo possession of fifth place, his third top-five finish in the event: 2017 (5th), 2010 (T3) and 2003 (5th).*

Playing on a sponsor exemption, ***Camilo Villegas*** *birdied five of his first six holes in the final round en route to a 2-under 70 to finish T10. Villegas entered the 2017 Valero Texas Open on the heels of five straight missed cuts.*

Defending champion ***Charley Hoffman*** *shot 71-72-73-74—290 (+2) to finish T40, marking only the second time in 12 appearances he did not record at least one round in the 60s. It also marked the second time that Hoffman has finished worse than T13 at this event (T70/2008).*

CHARLEY HOFFMAN

Tournament Record:
254, Tommy Armour III (2003) (LaCantera GC)
Current Course Record:
63, Matt Every (2012), Martin Laird (2013)
Tournament Course Record:
60, Zach Johnson (2009) (LaCantera GC), Bart Bryant (2004) (LaCantera GC)

TOURNAMENT HISTORY

Year	Winner	Score	Runner-up	Score	Location	Par/Yards
1984	Calvin Peete	266	Bruce Lietzke	269	Oak Hills CC, San Antonio, TX	70/6,576
1985	John Mahaffey*	268	Jodie Mudd	268	Oak Hills CC, San Antonio, TX	70/6,576
VANTAGE CHAMPIONSHIP						
1986	Ben Crenshaw~	196	Payne Stewart	197	Oak Hills CC, San Antonio, TX	70/6,576
TEXAS OPEN PRESENTED BY NABISCO						
1988	Corey Pavin	259	Robert Wrenn	267	Oak Hills CC, San Antonio, TX	70/6,576
1989	Donnie Hammond	258	Paul Azinger	265	Oak Hills CC, San Antonio, TX	70/6,576
H-E-B TEXAS OPEN						
1990	Mark O'Meara	261	Gary Hallberg	262	Oak Hills CC, San Antonio, TX	70/6,576
1991	Blaine McCallister*	269	Gary Hallberg	269	Oak Hills CC, San Antonio, TX	70/6,576
1992	Nick Price*	263	Steve Elkington	263	Oak Hills CC, San Antonio, TX	71/6,650
1993	Jay Haas*	263	Bob Lohr	263	Oak Hills CC, San Antonio, TX	71/6,650
TEXAS OPEN						
1994	Bob Estes	265	Gil Morgan	266	Oak Hills CC, San Antonio, TX	71/6,650
LACANTERA TEXAS OPEN						
1995	Duffy Waldorf	268	Justin Leonard	274	LaCantera GC (Resort), San Antonio, TX	72/6,899
1996	David Ogrin	275	Jay Haas	276	LaCantera GC (Resort), San Antonio, TX	72/7,001
1997	Tim Herron	271	Rick Fehr Brent Geiberger	273	LaCantera GC (Resort), San Antonio, TX	72/7,001
WESTIN TEXAS OPEN						
1998	Hal Sutton	270	Jay Haas Justin Leonard	271	LaCantera GC (Resort), San Antonio, TX	72/7,001
1999	Duffy Waldorf*	270	Ted Tryba	270	LaCantera GC (Resort), San Antonio, TX	72/7,001
2000	Justin Leonard	261	Mark Wiebe	266	LaCantera GC (Resort), San Antonio, TX	70/6,905
TEXAS OPEN AT LACANTERA						
2001	Justin Leonard	266	J.J. Henry Matt Kuchar	268	LaCantera GC (Resort), San Antonio, TX	71/6,929
VALERO TEXAS OPEN						
2002	Loren Roberts	261	Fred Couples Fred Funk Garrett Willis	264	LaCantera GC (Resort), San Antonio, TX	70/6,881
2003	Tommy Armour III	254	Loren Roberts Bob Tway	261	LaCantera GC (Resort), San Antonio, TX	70/6,881
2004	Bart Bryant	261	Patrick Sheehan	264	LaCantera GC (Resort), San Antonio, TX	70/6,881
2005	Robert Gamez	262	Olin Browne	265	LaCantera GC (Resort), San Antonio, TX	70/6,974
2006	Eric Axley	265	Anthony Kim Dean Wilson Justin Rose	268	LaCantera GC (Resort), San Antonio, TX	70/6,881
2007	Justin Leonard*	261	Jesper Parnevik	261	LaCantera GC (Resort), San Antonio, TX	70/6,881
2008	Zach Johnson	261	Charlie Wi Tim Wilkinson Mark Wilson	263	LaCantera GC (Resort), San Antonio, TX	70/6,881
2009	Zach Johnson*	265	James Driscoll	265	LaCantera GC (Resort), San Antonio, TX	70/6,881
2010	Adam Scott	274	Fredrik Jacobson	275	TPC San Antonio (AT&T Oaks) San Antonio, TX	72/7,435
2011	Brendan Steele	280	Kevin Chappell Charley Hoffman	281	TPC San Antonio (AT&T Oaks) San Antonio, TX	72/7,435
2012	Ben Curtis	279	Matt Every John Huh	281	TPC San Antonio (AT&T Oaks) San Antonio, TX	72/7,435
2013	Martin Laird	274	Rory McIlroy	276	TPC San Antonio (AT&T Oaks) San Antonio, TX	72/7,435
2013-14	Steven Bowditch	280	Will MacKenzie Daniel Summerhays	281	TPC San Antonio (JW Marriott) San Antonio, TX	72/7,435
2014-15	Jimmy Walker	277	Jordan Spieth	281	TPC San Antonio (JW Marriott) San Antonio, TX	72/7,435
2015-16	Charley Hoffman	276	Patrick Reed	277	TPC San Antonio (AT&T Oaks)	72/7,435
2016-17	Kevin Chappell	276	Brooks Koepka	277	TPC San Antonio (AT&T Oaks)	72/7,435

*KEY: * = Playoff*

Zurich Classic of New Orleans

[The 25th of 43 events in the PGA TOUR Season]

ZURICH CLASSIC



Winner: JONAS BLIXT/CAMERON SMITH
FedExCup Points: 400 $1,022,400
67-62-68-64 261 (-27)

Avondale, LA **April 24-30, 2017** **FedExCup Points: 400 (first)** **Purse: $7,100,000**
TPC Louisiana **Par/Yards: 36-36—72/7,425**

LEADERS

First Round	
Ryan Palmer/Jordan Spieth	66 (-6)
Kyle Stanley/Ryan Ruffels	66 (-6)
Charley Hoffman/Nick Watney	67 (-5)
Ben Crane/Ben Martin	67 (-5)
Charlie Wi/K.J. Choi	67 (-5)
Jonas Blixt/Cameron Smith	67 (-5)

Second Round	
Jonas Blixt/Cameron Smith	129 (-15)
Patrick Reed/Patrick Cantlay	130 (-14)
Troy Merritt/Robert Streb	131 (-13)
Charlie Wi/K.J. Choi	131 (-13)
Ryan Palmer/Jordan Spieth	132 (-12)
Alex Cejka/Soren Kjeldsen	132 (-12)
Charley Hoffman/Nick Watney	132 (-12)
Chris Stroud/Brian Stuard	132 (-12)
Kyle Stanley/Ryan Ruffels	132 (-12)
Tag Ridings/Xander Schauffele	132 (-12)

Third Round	
Jonas Blixt/Cameron Smith	197 (-19)
Charley Hoffman/Nick Watney	201 (-15)
Kevin Kisner/Scott Brown	201 (-15)
Ryan Palmer/Jordan Spieth	202 (-14)
Chris Stroud/Brian Stuard	203 (-13)

CUT: 36 HOLES: 42 teams (84 professionals) at 7-under-par 137 from a field of 80 teams (160 professionals). **54 HOLES:** With more than 40 teams advancing to the third round, a secondary cut came at 6-under 210 with 36 teams advancing to the final round.

WEATHER: Thursday: Partly cloudy, with a high of 82. Wind NW 5-10 mph turning SW 4-8 mph late in the day. **Friday:** Cloudy, with a high of 85. Wind SSE 15-25 mph, with gusts of 30 mph. **Saturday:** Cloudy, with a high of 85. Wind SE 20-25 mph, with gusts of 30 mph. **Sunday:** Cloudy early with severe thunderstorms leading to a suspension of play at 10:03 a.m. Play resumed at 4:25 p.m. (after a total delay of six hours and 22 minutes) and was completed at 7:51 p.m. A total of 2 ½ inches of rain fell during the delay. High of 80. Wind S 20-30 mph, with gusts of 40 mph. Monday: Sunny with a high of 81. Wind NW 5-15 mph.

ORDER OF FINISH

Won with a birdie-4 on the fourth playoff hole.

Player	Finish	Scores	Total	FedExCup Points	Money
Jonas Blixt/Cameron Smith	1	67-62-68-64	261/-27	400.00	$1,022,400.00
Scott Brown/Kevin Kisner	2	70-64-67-60	261/-27	162.50	411,800.00
Kelly Kraft/Kevin Tway	3	71-63-70-61	265/-23	105.00	269,800.00
Ryan Palmer/Jordan Spieth	4	66-66-70-64	266/-22	87.50	228,975.00
Jason Dufner/Patton Kizzire	T5	69-64-73-63	269/-19	58.91	140,225.00
Angel Cabrera/Julian Etulain	T5	70-63-71-65	269/-19	58.91	140,225.00
J.B. Holmes/Bubba Watson	T5	73-64-68-64	269/-19	58.91	140,225.00
Charley Hoffman/Nick Watney	T5	67-65-69-68	269/-19	58.91	140,225.00
Brooks Koepka/Chase Koepka	T5	69-65-73-62	269/-19	58.91	140,225.00
Bud Cauley/Justin Thomas	T5	70-64-74-61	269/-19	58.91	140,225.00
Chris Stroud/Brian Stuard	T5	68-64-71-67	270/-18	38.25	71,000.00
Grayson Murray/Cameron Percy	T11	70-67-71-62	270/-18	38.25	71,000.00
Tag Ridings/Xander Schauffele	T11	68-64-73-65	270/-18	38.25	$71,000.00
Patrick Cantlay/Patrick Reed	T14	68-62-75-66	271/-17	22.37	40,026.25
Danny Lee/David Lingmerth	T14	72-62-72-65	271/-17	22.37	40,026.25
Jerry Kelly/Steve Stricker	T14	68-66-72-65	271/-17	22.37	40,026.25
Brian Harman/Johnson Wagner	T14	71-64-72-64	271/-17	22.37	40,026.25
Freddie Jacobson/Willy Wilcox	T14	71-63-73-64	271/-17	22.37	40,026.25
Retief Goosen/Tyrone Van Aswegen	T14	73-60-72-66	271/-17	22.37	40,026.25
Morgan Hoffmann/Camilo Villegas	T14	72-62-71-66	271/-17	22.37	40,026.25
Michael Thompson/Tim Wilkinson	T14	71-66-68-66	271/-17	22.37	40,026.25
Graham DeLaet/David Hearn	T22	71-66-72-63	272/-16	11.62	24,140.00
Ricky Barnes/Matt Jones	T22	70-67-70-65	272/-16	11.62	24,140.00
Alex Cejka/Soren Kjeldsen	T24	70-62-75-66	273/-15	7.78	17,664.80
Branden Grace/Louis Oosthuizen	T24	70-67-70-66	273/-15	7.78	17,664.80
J.J. Henry/Tom Hoge	T24	69-67-71-66	273/-15	7.78	17,664.80
Troy Merritt/Robert Streb	T24	69-62-74-68	273/-15	7.78	17,664.80
K.J. Cho/Charlie Wi	T24	67-64-76-66	273/-15	7.78	$17,664.80
Ryan Blaum/Wesley Bryan	T29	71-65-71-67	274/-14	5.10	15,691.00
Andrew Johnston/Kyle Reifers	T29	71-66-73-64	274/-14	5.10	15,691.00
Ryan Ruffels/Kyle Stanley	T29	66-66-77-65	274/-14		15,691.00
Hideki Matsuyama/Hideto Tanihara	T32	69-66-75-65	275/-13	3.70	14,697.00
Harris English/Hudson Swafford	T32	70-67-73-65	275/-13	3.70	14,697.00
Geoff Ogilvy/Ian Poulter	T32	69-66-71-69	275/-13	3.70	14,697.00
Dominic Bozzelli/J.T. Poston	T32	70-66-73-66	275/-13	3.70	14,697.00
Brandon Hagy/Michael Kim	36	72-64-71-69	276/-12	2.85	13,987.00
Ben Crane/Ben Martin	T37	67-67-77	211/-5	2.55	13,561.00
Gonzalo Fdez-Castano/Martin Flores	T37	72-65-74	211/-5	2.55	13,561.00
Lucas Glover/Chez Reavie	T39	69-68-76	213/-3	2.05	12,851.00
Andrew Loupe/John Peterson	T39	71-64-78	213/-3	2.05	12,851.00
Ollie Schniederjans/Richy Werenski	T39	70-67-76	213/-3	2.05	12,851.00
Mark Hubbard/Jonathan Randolph	42	69-67-78	214/-2	1.65	12,283.00

The following players did not finish
(C=cut, W=withdrew, D=disqualified)

C—138-Justin Rose, Henrik Stenson, Keegan Bradley, Brendan Steele, Blayne Barber, Russell Henley, Patrick Rodgers, Cameron Tringale, Whee Kim, Greg Owen, Steven Alker, Seamus Power, **139**-Jamie Donaldson, Tyrrell Hatton, Jason Day, Rickie Fowler, Matt Every, Billy Horschel, Tony Finau, Daniel Summerhays, Fabian Gomez, Jhonattan Vegas, Andres Gonzales, Vaughn Taylor, Kevin Chappell, Gary Woodland, Luke Donald, Jamie Lovemark, Spencer Levin, Rocco Mediate, Zac Blair, C.T. Pan, Ryan Brehm, J.J. Spaun, **140**-Daniel Berger, Thomas Pieters, Cody Gribble, Jim Herman, Byeong Hun An, Seung-Yul Noh, Roberto Castro, Scott Stallings, John Rollins, Shawn Stefani, Will MacKenzie, Steve Marino, Bryson DeChambeau, Rory Sabbatini, **141**-Russell Knox, Kevin Streelman, Steven Bowditch, Boo Weekley, Smylie Kaufman, Harold Varner III, Sung Kang, Si Woo Kim, Chris Kirk, Brendon Todd, Derek Fathauer, Sam Saunders, Chad Collins, Ken Duke, **142**-Mac Hughes, Nick Taylor, Brian Campbell, Miguel Angel Carballo, **143**-Robert Garrigus, William McGirt, Peter Malnati, Mark Wilson, Jason Bohn, Carl Pettersson, **144**-Trey Mullinax, Bobby Wyatt, **147**-Kyle Ramey, Phil Schmitt.

TOURNAMENT HISTORY

Year	Winner	Score	Runner-up	Score	Location	Par/Yards
GREATER NEW ORLEANS OPEN INVITATIONAL						
1938	Harry Cooper	285	Harold McSpaden	289	City Park GC, New Orleans, LA	72/6,656
1939	Henry Picard	284	Dick Metz	289	City Park GC, New Orleans, LA	72/6,656
1940	Jimmy Demaret	286	Ralph Guldahl Harold McSpaden Sam Snead	287	City Park GC, New Orleans, LA	72/6,656
1941	Henry Picard	276	Ben Hogan	278	City Park GC, New Orleans, LA	72/6,656
1942	Lloyd Mangrum	281	Lawson Little Sam Snead	282	City Park GC, New Orleans, LA	72/6,656
1943	No Tournament++					
1944	Sam Byrd	285	Byron Nelson	290	City Park GC, New Orleans, LA	72/6,656
1945	Byron Nelson*	284	Harold McSpaden	284	City Park GC, New Orleans, LA	72/6,656
1946	Byron Nelson	277	Ben Hogan	282	City Park GC, New Orleans, LA	72/6,656
1947	No Tournament					
1948	Bob Hamilton	280	Roberto De Vicenzo Fred Haas Lawson Little	281	City Park GC, New Orleans, LA	72/6,656
1949	No Tournament					
1950	No Tournament					
1951	No Tournament					
1952	No Tournament					
1953	No Tournament					
1954	No Tournament					
1955	No Tournament					
1956	No Tournament					

*KEY: * = Playoff ++ = World War II*

Zurich Classic of New Orleans

ZURICH CLASSIC

NOTES

A historic change was made to the format of the Zurich Classic of New Orleans in 2017, making the tournament a two-player team event featuring Foursomes (alternate shot) during the first and third rounds and Four-ball (best ball) during the second and fourth rounds. Since the formation of the PGA TOUR (1968), the Zurich Classic became the first official event to utilize Foursomes as part of a team competition.

The Zurich Classic was the first official PGA TOUR team event in 36 years. The last official PGA TOUR team event was the 1981 Walt Disney World National Team Championship held at the Magnolia, Palm and Lake Buena Vista courses at Disney. ***Vance Heafner*** *and* ***Mike Holland*** *won that title. The tournament became an individual stroke-play event in 1982.*

On Sunday evening, ***Scott Brown*** *watched as partner* ***Kevin Kisner*** *drained a 94'6" chip for eagle on the final hole to force a playoff with the team of* ***Jonas Blixt*** *and* ***Cameron Smith****. The sudden death playoff began on No. 18 at 8 a.m. CT Monday utilizing the Four-ball format. Following three holes halved with pars (18-18-9), Smith sealed the victory with a birdie at the fourth playoff hole when he pitched to tap-in range on the par-5 18th hole. Kisner and Brown were unable to hole birdie putts from within 15 feet to extend the playoff.*

The last playoff at the Zurich Classic of New Orleans came in 2016, with ***Brian Stuard*** *outlasting* ***Byeong Hun An*** *and* ***Jamie Lovemark****.*

*International players won three out of the last four years at the Zurich Classic (****Seung-Yul Noh****/2014,* ***Justin Rose****/2015,* ***Jonas Blixt/Cameron Smith****/2017).*

The win for ***Cameron Smith*** *was his first on the PGA TOUR and came in his 53rd PGA TOUR start at the age of 23 years, 8 months, 13 days (one day older than* ***Adam Scott*** *when he won THE PLAYERS in 2004).*

Jonas Blixt *earned his third career PGA TOUR victory in his 133rd PGA TOUR start at the age of 33 years, 7 days.*

TOURNAMENT HISTORY

Year	Winner	Score	Runner-up	Score	Location	Par/Yards
1957	No Tournament					
1958	Billy Casper*	278	Ken Venturi	278	City Park GC, New Orleans, LA	72/6,656
1959	Bill Collins	280	Jack Burke, Jr. Tom Nieporte	283	City Park GC, New Orleans, LA	72/6,656
1960	Dow Finsterwald	270	Al Besselink	276	City Park GC, New Orleans, LA	72/6,656
1961	Doug Sanders	272	Gay Brewer Mac Main	277	City Park GC, New Orleans, LA	72/6,656
1962	Bo Wininger	281	Bob Rosburg	283	City Park GC, New Orleans, LA	72/6,656
1963	Bo Wininger	279	Tony Lema Bob Rosburg	282	Lakewood CC, New Orleans, LA	72/7,080
1964	Mason Rudolph	283	Jack Nicklaus Chi Chi Rodriguez Glenn Stuart	284	Lakewood CC, New Orleans, LA	72/7,080
1965	Dick Mayer	273	Bruce Devlin Bill Martindale	274	Lakewood CC, New Orleans, LA	72/7,080
1966	Frank Beard	276	Gardner Dickinson	278	Lakewood CC, New Orleans, LA	72/7,080
1967	George Knudson	277	Jack Nicklaus	278	Lakewood CC, New Orleans, LA	72/7,080
1968	George Archer	271	Bert Yancey	273	Lakewood CC, New Orleans, LA	72/7,080
1969	Larry Hinson*	275	Frank Beard	275	Lakewood CC, New Orleans, LA	72/7,080
1970	Miller Barber*	278	Bob Charles Howie Johnson	278	Lakewood CC, New Orleans, LA	72/7,080
1971	Frank Beard	276	Hubert Green	277	Lakewood CC, New Orleans, LA	72/7,080
1972	Gary Player	279	Dave Eichelberger Jack Nicklaus	280	Lakewood CC, New Orleans, LA	72/7,080
1973	Jack Nicklaus*	280	Miller Barber	280	Lakewood CC, New Orleans, LA	72/7,080
1974	Lee Trevino	267	Bobby Cole Ben Crenshaw	275	Lakewood CC, New Orleans, LA	72/7,080
FIRST NBC NEW ORLEANS OPEN						
1975	Billy Casper	271	Peter Oosterhuis	273	Lakewood CC, New Orleans, LA	72/7,080
1976	Larry Ziegler	274	Victor Regalado	275	Lakewood CC, New Orleans, LA	72/7,080
1977	Jim Simons	273	Stan Lee	276	Lakewood CC, New Orleans, LA	72/7,080
1978	Lon Hinkle	271	Gibby Gilbert Fuzzy Zoeller	272	Lakewood CC, New Orleans, LA	72/7,080
1979	Hubert Green	273	Frank Conner Bruce Lietzke Steve Melnyk Lee Trevino	274	Lakewood CC, New Orleans, LA	72/7,080
GREATER NEW ORLEANS OPEN						
1980	Tom Watson	273	Lee Trevino	275	Lakewood CC, New Orleans, LA	72/7,080
USF&G NEW ORLEANS OPEN						
1981	Tom Watson	270	Bruce Fleisher	272	Lakewood CC, New Orleans, LA	72/7,080
USF&G CLASSIC						
1982	Scott Hoch~	206	Bob Shearer Tom Watson	208	Lakewood CC, New Orleans, LA	72/7,080
1983	Bill Rogers	274	David Edwards Jay Haas Vance Heafner	277	Lakewood CC, New Orleans, LA	72/7,080
1984	Bob Eastwood	272	Larry Rinker	275	Lakewood CC, New Orleans, LA	72/7,080
1985	Seve Ballesteros~	205	Peter Jacobsen John Mahaffey	207	Lakewood CC, New Orleans, LA	72/7,080
1986	Calvin Peete	269	Pat McGowan	274	Lakewood CC, New Orleans, LA	72/7,080
1987	Ben Crenshaw	268	Curtis Strange	271	Lakewood CC, New Orleans, LA	72/7,080
1988	Chip Beck	262	Lanny Wadkins	269	Lakewood CC, New Orleans, LA	72/7,080
1989	Tim Simpson	274	Greg Norman Hal Sutton	276	English Turn G&CC, New Orleans, LA	72/7,106
1990	David Frost	276	Greg Norman	277	English Turn G&CC, New Orleans, LA	72/7,106
1991	Ian Woosnam*	275	Jim Hallet	275	English Turn G&CC, New Orleans, LA	72/7,106
FREEPORT-MCMORAN CLASSIC						
1992	Chip Beck	276	Greg Norman Mike Standly	277	English Turn G&CC, New Orleans, LA	72/7,106
1993	Mike Standly	281	Russ Cochran Payne Stewart	282	English Turn G&CC, New Orleans, LA	72/7,106
1994	Ben Crenshaw	273	Jose Maria Olazabal	276	English Turn G&CC, New Orleans, LA	72/7,106
1995	Davis Love III*	274	Mike Heinen	274	English Turn G&CC, New Orleans, LA	72/7,106
FREEPORT-MCDERMOTT CLASSIC						
1996	Scott McCarron	275	Tom Watson	280	English Turn G&CC, New Orleans, LA	72/7,116
1997	Brad Faxon	272	Bill Glasson Jesper Parnevik	275	English Turn G&CC, New Orleans, LA	72/7,116
1998	Lee Westwood	273	Steve Flesch	276	English Turn G&CC, New Orleans, LA	72/7,116
COMPAQ CLASSIC OF NEW ORLEANS						
1999	Carlos Franco	269	Steve Flesch Harrison Frazar	271	English Turn G&CC, New Orleans, LA	72/7,116
2000	Carlos Franco*	270	Blaine McCallister	270	English Turn G&CC, New Orleans, LA	72/7,116
2001	David Toms	266	Phil Mickelson	268	English Turn G&CC, New Orleans, LA	72/7,116
2002	K.J. Choi	271	Dudley Hart Geoff Ogilvy	275	English Turn G&CC, New Orleans, LA	72/7,116

*KEY: * = Playoff ~ = Weather-shortened*

Zurich Classic of New Orleans

ZURICH CLASSIC

NOTES

*Brothers **Brooks** and **Chase Koepka** finished T5 following a final-round 10-under 62. With the top-five finish, Chase earned a spot in the following week's Wells Fargo Championship.*

*Defending champion **Brian Stuard**, along with playing partner **Chris Stroud**, finished T11.*

*The low round of the tournament was 12-under 60 (both Four-ball) by the South African team of **Retief Goosen/Tyrone Van Aswegen** in round two and **Kevin Kisner/Scott Brown** in the final round.*

KEVIN KISNER / SCOTT BROWN

TOURNAMENT HISTORY

Year	Winner	Score	Runner-up	Score	Location	Par/Yards
HP CLASSIC OF NEW ORLEANS						
2003	Steve Flesch*	267	Bob Estes	267	English Turn G&CC, New Orleans, LA	72/7,116
2004	Vijay Singh	266	Phil Mickelson Joe Ogilvie	267	English Turn G&CC, New Orleans, LA	72/7,116
ZURICH CLASSIC OF NEW ORLEANS						
2005	Tim Petrovic*	275	James Driscoll	275	TPC Louisiana, Avondale, LA	72/7,520
2006	Chris Couch	269	Fred Funk Charles Howell III	270	English Turn G&CC, New Orleans, LA	72/7,078
2007	Nick Watney	273	Ken Duke	276	TPC Louisiana, Avondale, LA	72/7,341
2008	Andres Romero	275	Peter Lonard	276	TPC Louisiana, Avondale, LA	72/7,341
2009	Jerry Kelly	274	Charles Howell III Rory Sabbatini Charlie Wi	275	TPC Louisiana, Avondale, LA	72/7,399
2010	Jason Bohn	270	Jeff Overton	272	TPC Louisiana, Avondale, LA	72/7,399
2011	Bubba Watson*	273	Webb Simpson	273	TPC Louisiana, Avondale, LA	72/7,399
2012	Jason Dufner*	269	Ernie Els	269	TPC Louisiana, Avondale, LA	72/7,425
2013	Billy Horschel	268	D.A. Points	269	TPC Louisiana, Avondale, LA	72/7,425
2013-14	Seung-Yul Noh	269	Robert Streb Andrew Svoboda	271	TPC Louisiana, Avondale, LA	72/7,425
2014-15	Justin Rose	266	Cameron Tringale	267	TPC Louisiana, Avondale, LA	72/7,425
2015-16	Brian Stuard~*	201	Byeong Hun An Jamie Lovemark	201	TPC Louisiana, Avondale, LA	72/7,425
ZURICH CLASSIC OF NEW ORLEANS - FORMAT CHANGED TO TWO-PLAYER TEAM PLAY						
2016-17	Jonas Blixt/ Cameron Smith*	261	Scott Brown/ Kevin Kistner	261	TPC Louisiana, Avondale, LA	72/7,425

*KEY: * = Playoff ~ = Weather-shortened*

Tournament Record:
262, Chip Beck (1988) (Lakewood CC)
Current Course Record:
62, Ben Martin (2013-14)
Tournament Course Record:
61, Paul Stankowski (2001) (English Turn G&CC)

Wells Fargo Championship

[The 26th of 43 events in the PGA TOUR Season]

WELLS FARGO CHAMPIONSHIP

HARMAN

Winner: BRIAN HARMAN
FedExCup Points: 500 **$1,350,000**
71-69-70-68 **278 (-10)**

Wilmington, NC **May 1-7, 2017** **FedExCup Points: 500 (first)** **Purse: $7,500,000**
Eagle Point Golf Club **Par/Yards: 36-36—72/7,396**

LEADERS

First Round	
Francesco Molinari	66 (-6)
Brian Campbell	67 (-5)
J.B. Holmes	67 (-5)
Grayson Murray	67 (-5)
Alex Noren	67 (-5)
Brian Harman	71 (-1)

Second Round	
Francesco Molinari	138 (-6)
Billy Hurley III	139 (-5)
John Peterson	139 (-5)
Seamus Power	139 (-5)
Rafa Cabrera Bello	140 (-4)
Brian Harman	140 (-4)
Ben Martin	140 (-4)
Grayson Murray	140 (-4)
Alex Noren	140 (-4)
Jon Rahm	140 (-4)
Nick Taylor	140 (-4)
Vaughn Taylor	140 (-4)

Third Round	
Patrick Reed	208 (-8)
Alex Noren	209 (-7)
Jon Rahm	209 (-7)
Brian Harman	210 (-6)
Francesco Molinari	210 (-6)
Seung-Yul Noh	210 (-6)
Vaughn Taylor	210 (-6)

CUT: **36 HOLES:** 79 players at 1-over 145 from a field of 156 professionals. **54 HOLES:** 74 players at 4-over 220.

WEATHER: **Thursday:** Mostly sunny, with a high of 83. Wind SE 15-20, with gusts to 30 mph. **Friday:** Rain and thunderstorms overnight and into the morning delayed tee times three hours from 6:50 a.m. until 9:50 a.m. with the course receiving 1.71" rain. Improving conditions in the afternoon. Partly cloudy with a high of 83. Wind SSW 15-20 mph with gusts of 30 mph. Play was suspended due to darkness at 7:55 p.m. with 68 players yet to complete the second round. **Saturday:** The second round resumed at 7:30 a.m. and concluded at 10 a.m. Mostly sunny with a high of 72. Wind W 20-25 mph, with gusts to 30 mph. **Sunday:** Sunny, with a high of 73. Wind W 12-18, gusting to 25 mph.

ORDER OF FINISH

Player	Finish	Scores	Total	FedExCup Points	Money
Brian Harman	1	71-69-70-68	278	500.00	$1,350,000.00
Dustin Johnson	T2	70-75-67-67	279	245.00	660,000.00
Pat Perez	T2	72-69-70-68	279	245.00	660,000.00
Jon Rahm	4	69-71-69-71	280	135.00	360,000.00
Smylie Kaufman	T5	70-71-72-68	281	100.00	273,750.00
Seung-Yul Noh	T5	69-74-67-71	281	100.00	273,750.00
Kevin Tway	T5	72-70-69-70	281	100.00	273,750.00
Byeong Hun An	T8	72-70-69-71	282	77.50	210,000.00
Billy Hurley III	T8	70-69-72-71	282	77.50	210,000.00
Jonathan Randolph	T8	69-73-73-67	282	77.50	210,000.00
Nick Taylor	T8	71-69-71-71	282	77.50	210,000.00
Zac Blair	T12	72-70-69-72	283	56.83	142,500.00
Paul Casey	T12	70-75-70-68	283	56.83	142,500.00
Morgan Hoffmann	T12	70-71-71-71	283	56.83	142,500.00
D.A. Points	T12	73-69-73-68	283	56.83	142,500.00
Patrick Reed	T12	70-71-67-75	283	56.83	142,500.00
Vaughn Taylor	T12	71-69-70-73	283	56.83	142,500.00
Brandon Hagy	T18	73-71-71-69	284	44.00	94,500.00
Zach Johnson	T18	71-73-69-71	284	44.00	94,500.00
David Lingmerth	T18	72-70-70-72	284	44.00	94,500.00
Ben Martin	T18	68-72-74-70	284	44.00	94,500.00
Graeme McDowell	T18	71-71-70-72	284	44.00	94,500.00
Phil Mickelson	T18	71-72-69-72	284	44.00	94,500.00
Xander Schauffele	T24	71-70-76-68	285	32.50	59,357.15
Robert Streb	T24	72-71-72-70	285	32.50	$59,357.15
Mark Anderson	T24	70-72-71-72	285	32.50	59,357.14
Rafa Cabrera Bello	T24	69-71-73-72	285	32.50	59,357.14
Shane Lowry	T24	75-70-68-72	285	32.50	59,357.14
Francesco Molinari	T24	66-72-72-75	285	32.50	59,357.14
J.T. Poston	T24	71-73-70-71	285	32.50	59,357.14
Chad Collins	T31	71-74-69-72	286	23.60	44,475.00
Brett Drewitt	T31	73-72-71-70	286	23.60	44,475.00
Mac Hughes	T31	70-72-71-73	286	23.60	44,475.00
Spencer Levin	T31	72-72-71-71	286	23.60	44,475.00
Alex Noren	T31	67-73-69-77	286		44,475.00
Daniel Berger	T36	71-72-72-72	287	17.50	34,562.50
Julian Etulain	T36	72-71-73-71	287	17.50	34,562.50
J.B. Holmes	T36	67-74-73-73	287	17.50	34,562.50
Bryce Molder	T36	75-70-70-72	287	17.50	34,562.50
John Peterson	T36	70-69-74-74	287	17.50	34,562.50
Adam Scott	T36	71-74-72-70	287	17.50	34,562.50
Emiliano Grillo	T42	72-70-73-73	288	11.42	24,792.86
Martin Laird	T42	71-72-71-74	288	11.42	24,792.86
Kyle Reifers	T42	72-70-73-73	288	11.42	24,792.86
Tag Ridings	T42	70-72-77-69	288	11.42	24,792.86
Tyrone Van Aswegen	T42	72-73-73-70	288	11.42	24,792.86
Gonzalo Fdez-Castano	T42	75-70-68-75	288	11.42	24,792.85
Chez Reavie	T42	72-71-70-75	288	11.42	24,792.85
Retief Goosen	T49	70-72-73-74	289	8.50	18,950.00
Seamus Power	T49	68-71-77-73	289	8.50	18,950.00
Hudson Swafford	T49	72-73-74-70	289	8.50	18,950.00
Lucas Glover	T52	71-73-76-70	290	6.25	17,314.29
Luke List	T52	72-71-74-73	290	6.25	$17,314.29
Curtis Luck	T52	72-73-73-72	290		17,314.29
Hunter Mahan	T52	72-73-71-74	290	6.25	17,314.29
Tyler Aldridge	T52	74-70-71-75	290	6.25	17,314.28
Brian Gay	T52	70-72-71-77	290	6.25	17,314.28
Robby Shelton	T52	73-72-70-75	290		17,314.28
Ryan Armour	T59	71-72-75-73	291	4.90	16,425.00
James Hahn	T59	72-71-75-73	291	4.90	16,425.00
Justin Lower	T59	71-73-75-72	291		16,425.00
Nick Watney	T59	71-74-70-76	291	4.90	16,425.00
Ricky Barnes	T63	73-72-70-77	292	4.20	15,900.00
Grayson Murray	T63	67-73-76-76	292	4.20	15,900.00
Shawn Stefani	T63	69-72-77-74	292	4.20	15,900.00
Ryan Blaum	T66	72-73-74-74	293	3.40	15,300.00
J.J. Henry	T66	71-74-75-73	293	3.40	15,300.00
Matt Jones	T66	72-72-74-75	293	3.40	15,300.00
Patton Kizzire	T66	73-71-72-77	293	3.40	15,300.00
Jason Kokrak	T66	71-74-75-73	293	3.40	15,300.00
Brad Fritsch	T71	73-71-74-78	296	2.85	14,775.00
Chris Kirk	T71	69-76-75-76	296	2.85	14,775.00
Miguel Angel Carballo	73	75-70-74-78	297	2.70	14,550.00
Ken Duke	74	68-76-76-78	298	2.60	14,400.00
Fabian Gomez	75	71-73-77	221	2.50	14,250.00
Steven Alker	T76	74-71-77	222	2.25	13,875.00
Jason Bohn	T76	75-70-77	222	2.25	13,875.00
Martin Flores	T76	74-71-77	222	2.25	13,875.00
Greg Owen	T76	70-75-77	222	2.25	13,875.00

The following players did not finish
(C=cut, W=withdrew, D=disqualified)

C—146-Brian Campbell, Roberto Castro, Stewart Cink, Bob Estes, Jim Furyk, Tom Hoge, Kevin Na, Sam Saunders, Chris Stroud, Brendon Todd, Cameron Tringale, Johnson Wagner, **147**-Chad Campbell, Mark Hubbard, Whee Kim, Kevin Kisner, Will MacKenzie, Cameron Percy, Scott Stallings, Boo Weekley, Mark Wilson, **148**-Stuart Appleby, Bryson DeChambeau, Bill Haas, Trey Mullinax, Carl Pettersson, Webb Simpson, Harold Varner III, Richy Werenski, **149**-Scott Brown, Andres Gonzales, Andrew Johnston, Chase Koepka, Rick Lamb, Davis Love III, Peter Malnati, William McGirt, Zack Sucher, Camilo Villegas, Steve Wheatcroft, Tim Wilkinson, **150**-Shane Bertsch, Dominic Bozzelli, Wesley Bryan, Greg Chalmers, Brendon de Jonge, David Hearn, Carter Jenkins, Soren Kjeldsen, Geoff Ogilvy, **151**-Ryan Brehm, Derek Fathauer, Max Homa, Nicholas Lindheim, Patrick Rodgers, Vijay Singh, Brett Stegmaier, **152**-Angel Cabrera, Harris English, Derek Ernst, Troy Merritt, Michael Thompson, **153**-Chesson Hadley, Sebastian Munoz, C.T. Pan, **154**-Charlie Beljan, Steven Bowditch, Joel Dahmen, **155**-Kevin Streelman, **156**-Ryo Ishikawa, Bobby Wyatt, **157**-Blake Kennedy, **166**-Savio Nazareth. **W—78**-Rory Sabbatini, **76**-Ernie Els, **72**-Alex Cejka, **71**-Willy Wilcox.

Tournament Record:
267, Rory McIlroy (2014-15)
Current Course Record:
66, Francesco Molinari (2016-17)
Tournament Course Record:
61, Rory McIlroy (2014-15)

TOURNAMENT HISTORY

Year	Winner	Score	Runner-up	Score	Location	Par/Yards
WACHOVIA CHAMPIONSHIP						
2003	David Toms	278	Vijay Singh	280	Quail Hollow Club, Charlotte, NC	72/7,396
			Robert Gamez			
			Brent Geiberger			
2004	Joey Sindelar*	277	Arron Oberholser	277	Quail Hollow Club, Charlotte, NC	72/7,442
2005	Vijay Singh*	276	Jim Furyk	276	Quail Hollow Club, Charlotte, NC	72/7,442
			Sergio Garcia			
2006	Jim Furyk*	276	Trevor Immelman	276	Quail Hollow Club, Charlotte, NC	72/7,442
2007	Tiger Woods	275	Steve Stricker	277	Quail Hollow Club, Charlotte, NC	72/7,442
2008	Anthony Kim	272	Ben Curtis	277	Quail Hollow Club, Charlotte, NC	72/7,442
QUAIL HOLLOW CHAMPIONSHIP						
2009	Sean O'Hair	277	Lucas Glover	278	Quail Hollow Club, Charlotte, NC	72/7,442
			Bubba Watson			
WELLS FARGO CHAMPIONSHIP						
2010	Rory McIlroy	273	Phil Mickelson	277	Quail Hollow Club, Charlotte, NC	72/7,469
2011	Lucas Glover*	273	Jonathan Byrd	273	Quail Hollow Club, Charlotte, NC	72/7,469
2012	Rickie Fowler*	274	Rory McIlroy	274	Quail Hollow Club, Charlotte, NC	72/7,469
			D.A. Points			
2013	Derek Ernst*	280	David Lynn	280	Quail Hollow Club, Charlotte, NC	72/7,492
2013-14	J.B. Holmes	274	Jim Furyk	275	Quail Hollow Club, Charlotte, NC	72/7,562
2014-15	Rory McIlroy	267	Patrick Rodgers	274	Quail Hollow Club, Charlotte, NC	72/7,562
			Webb Simpson			
2015-16	James Hahn*	279	Roberto Castro	279	Quail Hollow Club, Charlotte, NC	72/7,575
2016-17	Brian Harman	278	Dustin Johnson	279	Quail Hollow Club, Charlotte, NC	72/7,575
			Pat Perez			

*KEY: * = Playoff*

THE PLAYERS Championship

[The 27th of 43 events in the PGA TOUR Season]

THE PLAYERS®

Winner: SI WOO KIM
FedExCup Points: 600 **$1,890,000**
69-72-68-69 **278 (-10)**

Ponte Vedra Beach, FL **May 8-14, 2017** **FedExCup Points: 600 (first)** **Purse: $10,500,000**
TPC Sawgrass (THE PLAYERS Stadium) **Par/Yards: 36-36—72/7,189**

LEADERS

First Round		Second Round		Third Round	
Mac Hughes	67 (-5)	Louis Oosthuizen	135 (-9)	J.B. Holmes	207 (-9)
William McGirt	67 (-5)	Kyle Stanley	135 (-9)	Kyle Stanley	207 (-9)
J.B. Holmes	68 (-4)	J.B. Holmes	137 (-7)	Louis Oosthuizen	208 (-8)
Alex Noren	68 (-4)	Vijay Singh	138 (-6)	Si Woo Kim	209 (-7)
Jon Rahm	68 (-4)	Rafa Cabrera Bello	139 (-5)	Emiliano Grillo	210 (-6)
Chez Reavie	68 (-4)	Patrick Cantlay	139 (-5)	Ian Poulter	210 (-6)
Si Woo Kim	69 (-3)	David Hearn	139 (-5)		
		Alex Noren	139 (-5)		
		Ian Poulter	139 (-5)		
		Si Woo Kim	141 (-3)		

CUT: 36 HOLES: 82 players at 2-over 144 from a field of 146 professionals. 54 HOLES: 71 players at 5-over 221.

WEATHER: **Thursday:** Mostly sunny with a high of 91. Wind WSW 8-16 mph. **Friday:** Mostly sunny with a high of 91. Wind WSW 8-16 mph. **Saturday:** Overcast with showers in the morning with a high of 84. Wind SW 15-25 mph. **Sunday:** Partly cloudy with a high of 79. Wind NE 12-22 mph.

ORDER OF FINISH

Player	Finish	Scores	Total	Points	FedExCup Money
Si Woo Kim	1	69-72-68-69	278	600.00	$1,890,000.00
Louis Oosthuizen	T2	69-66-73-73	281	270.00	924,000.00
Ian Poulter	T2	72-67-71-71	281	270.00	924,000.00
Rafa Cabrera Bello	T4	69-70-73-70	282	135.00	462,000.00
Kyle Stanley	T4	69-66-72-75	282	135.00	462,000.00
Lucas Glover	T6	70-70-73-70	283	98.00	339,937.50
Francesco Molinari	T6	69-74-69-71	283	98.00	339,937.50
Adam Scott	T6	70-72-71-70	283	98.00	339,937.50
Brendan Steele	T6	69-71-75-68	283	98.00	339,937.50
Alex Noren	10	68-71-72-73	284		283,500.00
Emiliano Grillo	11	72-71-67-75	285	77.00	262,500.00
Dustin Johnson	T12	71-73-74-68	286	66.25	212,625.00
Smylie Kaufman	T12	74-67-76-69	286	66.25	212,625.00
Chris Kirk	T12	74-72-69-71	286	66.25	212,625.00
Bernd Wiesberger	T12	75-71-68-72	286		212,625.00
Blayne Barber	T16	70-76-72-69	287	53.95	152,250.00
Mac Hughes	T16	67-75-74-71	287	53.95	152,250.00
Brooks Koepka	T16	74-69-71-73	287	53.95	152,250.00
Webb Simpson	T16	71-69-77-70	287	53.95	152,250.00
Vijay Singh	T16	70-68-79-70	287	53.95	152,250.00
Henrik Stenson	T16	72-70-74-71	287	53.95	152,250.00
Patrick Cantlay	T22	69-70-72-77	288	39.59	92,137.50
Paul Casey	T22	71-69-77-71	288	39.59	92,137.50
Yuta Ikeda	T22	73-69-72-74	288		92,137.50
Hideki Matsuyama	T22	72-71-76-69	288	39.59	92,137.50
William McGirt	T22	67-75-71-75	288	39.59	92,137.50
Seung-Yul Noh	T22	73-69-75-71	288	39.59	$92,137.50
Pat Perez	T22	74-72-66-76	288	39.59	92,137.50
Patrick Reed	T22	72-73-74-69	288	39.59	92,137.50
Sergio Garcia	T30	73-71-67-78	289	28.33	65,205.00
Adam Hadwin	T30	71-72-76-70	289	28.33	65,205.00
Charley Hoffman	T30	74-72-72-71	289	28.33	65,205.00
Sung Kang	T30	71-75-72-71	289	28.33	65,205.00
Ben Martin	T30	71-70-73-75	289	28.33	65,205.00
Kevin Chappell	T35	72-72-73-73	290	20.96	50,662.50
Russell Henley	T35	75-68-73-74	290	20.96	50,662.50
Jim Herman	T35	71-75-72-72	290	20.96	50,662.50
Rory McIlroy	T35	73-71-71-75	290	20.96	50,662.50
Cameron Tringale	T35	70-71-76-73	290	20.96	50,662.50
Harold Varner III	T35	71-70-77-72	290	20.96	50,662.50
Aaron Baddeley	T41	70-73-76-72	291	13.84	36,750.00
Tommy Fleetwood	T41	74-67-76-74	291		36,750.00
Tyrrell Hatton	T41	76-70-71-74	291		36,750.00
J.B. Holmes	T41	68-69-70-84	291	13.84	36,750.00
Billy Hurley III	T41	71-72-76-72	291	13.84	36,750.00
Phil Mickelson	T41	70-72-78-71	291	13.84	36,750.00
Steve Stricker	T41	72-70-73-76	291	13.84	36,750.00
Branden Grace	T48	71-75-73-73	292	9.63	26,712.00
Cody Gribble	T48	69-75-74-74	292	9.63	26,712.00
Zach Johnson	T48	72-73-71-76	292	9.63	26,712.00
Rod Pampling	T48	72-74-74-72	292	9.63	26,712.00
Boo Weekley	T48	70-76-73-73	292	9.63	26,712.00
Brian Harman	T53	71-75-71-76	293	7.36	24,430.00
Ryan Moore	T53	73-72-74-74	293	7.36	24,430.00
Daniel Summerhays	T53	69-73-75-76	293	7.36	$24,430.00
Roberto Castro	T56	71-71-76-76	294	6.23	23,625.00
Kevin Kisner	T56	71-75-73-75	294	6.23	23,625.00
Chez Reavie	T56	68-72-79-75	294	6.23	23,625.00
Jimmy Walker	T56	71-74-73-76	294	6.23	23,625.00
Keegan Bradley	T60	75-69-73-78	295	5.21	22,680.00
Jason Day	T60	70-72-73-80	295	5.21	22,680.00
Jason Dufner	T60	73-71-77-74	295	5.21	22,680.00
Rickie Fowler	T60	70-74-72-79	295	5.21	22,680.00
Michael Kim	T60	72-74-73-76	295	5.21	22,680.00
Ricky Barnes	T65	70-74-76-76	296	4.19	21,735.00
Daniel Berger	T65	69-72-77-78	296	4.19	21,735.00
Justin Rose	T65	74-71-71-80	296	4.19	21,735.00
Lee Westwood	T65	70-75-76-75	296		21,735.00
David Hearn	T69	70-69-80-78	297	3.43	21,000.00
Martin Kaymer	T69	72-72-75-78	297		21,000.00
Graeme McDowell	T69	71-72-74-80	297	3.43	21,000.00
David Lingmerth	T72	69-75-78	222	3.06	20,370.00
Jon Rahm	T72	68-72-82	222	3.06	20,370.00
Kevin Streelman	T72	72-73-77	222	3.06	20,370.00
Jamie Lovemark	T75	75-70-78	223	2.66	19,635.00
Brian Stuard	T75	73-73-77	223	2.66	19,635.00
Justin Thomas	T75	73-71-79	223	2.66	19,635.00
Gary Woodland	T75	70-75-78	223	2.66	19,635.00
Alex Cejka	T79	75-70-79	224	2.26	18,900.00
Ben Crane	T79	71-75-78	224	2.26	18,900.00
Grayson Murray	T79	74-72-78	224	2.26	18,900.00
Matt Kuchar	82	73-71-81	225	2.04	18,480.00

The following players did not finish
(C=cut, W=withdrew, D=disqualified)

C—147-Scott Brown, K.J. Choi, Luke Donald, Tony Finau, Jim Furyk, James Hahn, John Huh, Jason Kokrak, Martin Laird, Spencer Levin, Luke List, Andrew Loupe, Hudson Swafford, Jhonattan Vegas, **148**-Wesley Bryan, Graham DeLaet, Russell Knox, Marc Leishman, Ryan Palmer, Cameron Smith, Jordan Spieth, **149**-Jonas Blixt, Chad Campbell, Ross Fisher, Matthew Fitzpatrick, Bill Haas, Freddie Jacobson, Bernhard Langer, Kyle Reifers, Patrick Rodgers, Shawn Stefani, **150**-Greg Chalmers, Ernie Els, Brian Gay, Anirban Lahiri, Shane Lowry, Peter Malnati, Troy Merritt, Charl Schwartzel, Robert Streb, **151**-Jason Bohn, Fabian Gomez, Billy Horschel, Mark Hubbard, Jerry Kelly, Bryce Molder, Bubba Watson, **152**-Matt Every, Derek Fathauer, Sean O'Hair, D.A. Points, Brett Stegmaier, Vaughn Taylor, Johnson Wagner, **153**-Tyrone Van Aswegen, **154**-Patton Kizzire, **155**-Robert Garrigus, Danny Lee, **156**-Zac Blair, **160**-Harris English, **164**-Scott Piercy. **W**—Kevin Na, **79**-Danny Willett.

Tournament Record:
264, Greg Norman (1994)
Current Course Record:
63, Fred Couples (1992), Greg Norman (1994), Roberto Castro (2013), Martin Kaymer (2013-14), Jason Day (2015-16), Colt Knost (2015-16)

TOURNAMENT HISTORY

Year	Winner	Score	Runner-up	Score	Location	Par/Yards
TOURNAMENT PLAYERS CHAMPIONSHIP						
1974	Jack Nicklaus	272	J.C. Snead	274	Atlanta CC, Marietta, GA	72/6,883
1975	Al Geiberger	270	Dave Stockton	273	Colonial CC, Fort Worth, TX	70/7,160
1976	Jack Nicklaus	269	J.C. Snead	272	Inverrary G&CC, Lauderhill, FL	72/7,127
1977	Mark Hayes	289	Mike McCullough	291	Sawgrass CC, Ponte Vedra Beach, FL	72/7,174
1978	Jack Nicklaus	289	Lou Graham	290	Sawgrass CC, Ponte Vedra Beach, FL	72/7,174
1979	Lanny Wadkins	283	Tom Watson	288	Sawgrass CC, Ponte Vedra Beach, FL	72/7,174
1980	Lee Trevino	278	Ben Crenshaw	279	Sawgrass CC, Ponte Vedra Beach, FL	72/7,174
1981	Raymond Floyd*	285	Barry Jaeckel Curtis Strange	285	Sawgrass CC, Ponte Vedra Beach, FL	72/7,174
1982	Jerry Pate	280	Brad Bryant Scott Simpson	282	TPC Sawgrass, Ponte Vedra Beach, FL	72/6,857
1983	Hal Sutton	283	Bob Eastwood	284	TPC Sawgrass, Ponte Vedra Beach, FL	72/6,857
1984	Fred Couples	277	Lee Trevino	278	TPC Sawgrass, Ponte Vedra Beach, FL	72/6,857
1985	Calvin Peete	274	D.A. Weibring	277	TPC Sawgrass, Ponte Vedra Beach, FL	72/6,857
1986	John Mahaffey	275	Larry Mize	276	TPC Sawgrass, Ponte Vedra Beach, FL	72/6,857
1987	Sandy Lyle*	274	Jeff Sluman	274	TPC Sawgrass, Ponte Vedra Beach, FL	72/6,857
THE PLAYERS CHAMPIONSHIP						
1988	Mark McCumber	273	Mike Reid	277	TPC Sawgrass, Ponte Vedra Beach, FL	72/6,857
1989	Tom Kite	279	Chip Beck	280	TPC Sawgrass, Ponte Vedra Beach, FL	72/6,857
1990	Jodie Mudd	278	Mark Calcavecchia	279	TPC Sawgrass, Ponte Vedra Beach, FL	72/6,857
1991	Steve Elkington	276	Fuzzy Zoeller	277	TPC Sawgrass, Ponte Vedra Beach, FL	72/6,857
1992	Davis Love III	273	Ian Baker-Finch Phil Blackmar Nick Faldo Tom Watson	277	TPC Sawgrass, Ponte Vedra Beach, FL	72/6,857
1993	Nick Price	270	Bernhard Langer	275	TPC Sawgrass, Ponte Vedra Beach, FL	72/6,857

*KEY: * = Playoff*

THE PLAYERS Championship

THE PLAYERS®

NOTES

Si Woo Kim *began the final round two strokes off the lead and posted the only bogey-free final round, a 3-under 69, to win THE PLAYERS Championship, his second PGA TOUR title in his 61st career start. At the age of 21 years, 10 months, 16 days, Kim became the youngest winner of THE PLAYERS Championship, surpassing* ***Adam Scott*** *who was 23 years, 8 months, 12 days when he won in 2004.*

Si Woo Kim *was the first PLAYERS champion to play the final round without a bogey since* ***Tim Clark*** *in 2010.*

Fifty-four-hole co-leaders ***Kyle Stanley*** *and* ***J.B. Holmes*** *finished T4 and T41, respectively.*

Winner of the 2016 Wyndham Championship, ***Si Woo Kim*** *became the first player from Asia to win twice on the PGA TOUR before the age of 22.*

Si Woo Kim *became the 14th different international winner of THE PLAYERS Championship and joined* ***K.J. Choi*** *(2011) as players from South Korea to win.*

England's ***Ian Poulter****, finished T2 for his second runner-up at TPC Sawgrass in 14 starts. It marked his best finish on TOUR since a runner-up at the 2013 World Golf Championships-HSBC Champions.*

In search of his first victory on U.S. soil, 2010 Open Championship winner ***Louis Oosthuizen*** *posted a 1-over 73 in the final round to finish T2, marking his best performance in seven starts in THE PLAYERS Championship.*

Rafa Cabrera Bello *made history as the first player to record a double eagle at the par-5 No. 16 in tournament history. It was just the third double eagle at TPC Sawgrass.*

Kyle Stanley*, who held a share of the 54-hole lead, birdied the par-3 17th in all four rounds, becoming just the second player to birdie No. 17 in all four rounds (****Paul Azinger*** *in 1987).*

Defending champion ***Jason Day*** *closed with an 8-over 80, his second highest score in 22 rounds (2015/81/R2/MC).*

TOURNAMENT HISTORY

Year	Winner	Score	Runner-up	Score	Location	Par/Yards
THE PLAYERS CHAMPIONSHIP						
1994	Greg Norman	264	Fuzzy Zoeller	268	TPC Sawgrass, Ponte Vedra Beach, FL	72/6,857
1995	Lee Janzen	283	Bernhard Langer	284	TPC Sawgrass, Ponte Vedra Beach, FL	72/6,857
1996	Fred Couples	270	Colin Montgomerie Tommy Tolles	274	TPC Sawgrass, Ponte Vedra Beach, FL	72/6,896
1997	Steve Elkington	272	Scott Hoch	279	TPC Sawgrass, Ponte Vedra Beach, FL	72/6,896
1998	Justin Leonard	278	Glen Day Tom Lehman	280	TPC Sawgrass, Ponte Vedra Beach, FL	72/6,950
1999	David Duval	285	Scott Gump	287	TPC Sawgrass, Ponte Vedra Beach, FL	72/7,093
2000	Hal Sutton	278	Tiger Woods	279	TPC Sawgrass, Ponte Vedra Beach, FL	72/7,093
2001	Tiger Woods	274	Vijay Singh	275	TPC Sawgrass, Ponte Vedra Beach, FL	72/7,093
2002	Craig Perks	280	Stephen Ames	282	TPC Sawgrass, Ponte Vedra Beach, FL	72/7,093
2003	Davis Love III	271	Jay Haas Padraig Harrington	277	TPC Sawgrass, Ponte Vedra Beach, FL	72/7,093
2004	Adam Scott	276	Padraig Harrington	277	TPC Sawgrass, Ponte Vedra Beach, FL	72/7,093
2005	Fred Funk	279	Tom Lehman Luke Donald Scott Verplank	280	TPC Sawgrass, Ponte Vedra Beach, FL	72/7,093
2006	Stephen Ames	274	Retief Goosen	280	TPC Sawgrass, Ponte Vedra Beach, FL	72/7,098
2007	Phil Mickelson	277	Sergio Garcia	279	TPC Sawgrass, Ponte Vedra Beach, FL	72/7,215
2008	Sergio Garcia*	283	Paul Goydos	283	TPC Sawgrass, Ponte Vedra Beach, FL	72/7,215
2009	Henrik Stenson	276	Ian Poulter	280	TPC Sawgrass, Ponte Vedra Beach, FL	72/7,215
2010	Tim Clark	272	Robert Allenby	273	TPC Sawgrass, Ponte Vedra Beach, FL	72/7,469
2011	K.J. Choi*	275	David Toms	275	TPC Sawgrass, Ponte Vedra Beach, FL	72/7,215
2012	Matt Kuchar	275	Ben Curtis Rickie Fowler Zach Johnson Martin Laird	277	TPC Sawgrass, Ponte Vedra Beach, FL	72/7,215
2013	Tiger Woods	275	Kevin Streelman David Lingmerth Jeff Maggert	277	TPC Sawgrass, Ponte Vedra Beach, FL	72/7,215
2013-14	Martin Kaymer	275	Jim Furyk	276	TPC Sawgrass, Ponte Vedra Beach, FL	72/7,215
2014-15	Rickie Fowler*	276	Sergio Garcia Kevin Kisner	276	TPC Sawgrass, Ponte Vedra Beach, FL	72/7,215
2015-16	Jason Day	273	Kevin Chappell	277	TPC Sawgrass, Ponte Vedra Beach, FL	72/7,215
2016-17	Si Woo Kim	278	Louis Oosthuizen Ian Poulter	281	TPC Sawgrass, Ponte Vedra Beach, FL	72/7,189

*KEY: * = Playoff*

AT&T Byron Nelson

[The 28th of 43 events in the PGA TOUR Season]

Winner: BILLY HORSCHEL
FedExCup Points: 500 **$1,350,000**
68-65-66-69 **268 (-12)**

Irving, TX **May 15-21, 2017** **FedExCup Points: 500 (first)** **Purse: $7,500,000**
TPC Four Seasons Resort **Par/Yards: 35-35—70/7,166**

LEADERS

First Round		Second Round		Third Round	
Ricky Barnes	64 (-6)	Jason Kokrak	128 (-12)	James Hahn	198 (-12)
James Hahn	64 (-6)	Billy Horschel	133 (-7)	Billy Horschel	199 (-11)
Jason Kokrak	66 (-4)	Byeong Hun An	134 (-6)	Jason Day	200 (-10)
Matt Kuchar	66 (-4)	Bud Cauley	134 (-6)	Jason Kokrak	200 (-10)
Cameron Tringale	66 (-4)	James Hahn	134 (-6)	Cameron Tringale	201 (-9)
Jhonattan Vegas	66 (-4)	Dustin Johnson	134 (-6)		
Billy Horschel	68 (-2)	Cameron Tringale	134 (-6)		
		Jhonattan Vegas	134 (-6)		

CUT: 76 players at 2-over 142 from a field of 156 professionals.

WEATHER: **Thursday:** Muggy with mostly cloudy skies with a high of 91. Wind S 15-20 mph. **Friday:** Mostly cloudy skies with a high of 86. Wind SSE 15-20 mph gusting to 30 mph. **Saturday:** Mostly cloudy skies with a high of 78. Wind 10-15 mph with gusts of 20 mph. **Sunday:** Morning thunderstorms delayed the start of the final round, originally scheduled to begin at 7:01 a.m. CT in twosomes off No. 1 tee. Tee times were adjusted to threesomes off split tees beginning at 10 a.m. with the final group off at noon. The tee times were moved back an additional 30 minutes before play eventually began at 10:30 a.m. Partly cloudy skies with a high of 81. Wind ENE 10-15 mph.

ORDER OF FINISH

Won with a par-4 on the first playoff hole.

Player	Finish	Scores	Total	FedExCup Points	Money
Billy Horschel	1	68-65-66-69	268	500.00	$1,350,000.00
Jason Day	2	68-69-63-68	268	300.00	810,000.00
James Hahn	3	64-70-64-71	269	190.00	510,000.00
Jason Kokrak	4	66-62-72-70	270	135.00	360,000.00
Byeong Hun An	T5	68-66-69-69	272	96.25	263,437.50
Bud Cauley	T5	67-67-68-70	272	96.25	263,437.50
Danny Lee	T5	70-70-64-68	272	96.25	263,437.50
Sean O'Hair	T5	67-69-68-68	272	96.25	263,437.50
Joel Dahmen	T9	68-70-68-67	273	72.50	195,000.00
Matt Kuchar	T9	66-71-67-69	273	72.50	195,000.00
Nick Taylor	T9	69-73-66-65	273	72.50	195,000.00
Cameron Tringale	T9	66-68-67-72	273	72.50	195,000.00
Chad Campbell	T13	68-67-68-71	274	55.20	136,500.00
Jason Dufner	T13	69-68-65-72	274	55.20	136,500.00
Tony Finau	T13	75-65-65-69	274	55.20	136,500.00
Dustin Johnson	T13	67-67-71-69	274	55.20	136,500.00
Marc Leishman	T13	68-71-68-67	274	55.20	136,500.00
Jamie Lovemark	T18	72-66-68-69	275	48.00	108,750.00
Louis Oosthuizen	T18	69-70-66-70	275	48.00	108,750.00
Sung Kang	T20	69-68-69-70	276	39.21	78,214.29
Patrick Reed	T20	70-69-69-68	276	39.21	78,214.29
Kyle Reifers	T20	69-69-66-72	276	39.21	78,214.29
Kevin Tway	T20	71-70-64-71	276	39.21	$78,214.29
Sergio Garcia	T20	73-65-64-74	276	39.21	78,214.28
Scott Piercy	T20	68-69-66-73	276	39.21	78,214.28
Scott Stallings	T20	72-66-66-72	276	39.21	78,214.28
Keegan Bradley	T27	74-67-68-68	277	27.25	49,921.88
J.J. Henry	T27	68-69-69-71	277	27.25	49,921.88
Morgan Hoffmann	T27	69-66-72-70	277	27.25	49,921.88
Willy Wilcox	T27	70-67-70-70	277	27.25	49,921.88
Ryan Armour	T27	67-69-69-72	277	27.25	49,921.87
Grayson Murray	T27	72-63-68-74	277	27.25	49,921.87
Ryan Palmer	T27	71-68-68-70	277	27.25	49,921.87
Patrick Rodgers	T27	72-70-69-66	277	27.25	49,921.87
Scott Brown	T35	71-67-65-75	278	19.00	36,975.00
Ernie Els	T35	69-71-70-68	278	19.00	36,975.00
Smylie Kaufman	T35	71-67-71-69	278	19.00	36,975.00
Ian Poulter	T35	70-71-68-69	278	19.00	36,975.00
Jhonattan Vegas	T35	66-68-75-69	278	19.00	36,975.00
Zac Blair	T40	69-68-72-70	279	12.00	25,605.00
Jason Bohn	T40	68-70-70-71	279	12.00	25,605.00
Charley Hoffman	T40	72-69-66-72	279	12.00	25,605.00
John Huh	T40	67-72-68-72	279	12.00	25,605.00
Michael Kim	T40	68-71-69-71	279	12.00	25,605.00
Michael Putnam	T40	71-68-69-71	279	12.00	25,605.00
Daniel Summerhays	T40	70-71-70-68	279	12.00	25,605.00
Nick Watney	T40	73-67-70-69	279	12.00	25,605.00
Boo Weekley	T40	73-65-71-70	279	12.00	25,605.00
Gary Woodland	T40	70-68-68-73	279	12.00	25,605.00
Dominic Bozzelli	T50	70-70-72-68	280	7.50	$18,090.00
Brian Gay	T50	72-70-67-71	280	7.50	18,090.00
Billy Hurley III	T50	69-71-71-69	280	7.50	18,090.00
Brooks Koepka	T50	67-69-70-74	280	7.50	18,090.00
Sebastian Munoz	T50	69-69-71-71	280	7.50	18,090.00
Tom Hoge	T55	72-70-69-70	281	5.90	17,175.00
Ollie Schniederjans	T55	72-70-68-71	281	5.90	17,175.00
Seamus Power	T57	69-69-72-72	282	5.50	16,875.00
Brett Stegmaier	T57	69-72-71-70	282	5.50	16,875.00
Ricky Barnes	T59	64-75-72-72	283	5.10	16,575.00
Rod Pampling	T59	69-67-72-75	283	5.10	16,575.00
Ryan Brehm	T61	73-68-72-71	284	4.40	16,050.00
Beau Hossler	T61	70-68-71-75	284		16,050.00
Peter Malnati	T61	67-68-75-74	284	4.40	16,050.00
Geoff Ogilvy	T61	73-69-72-70	284	4.40	16,050.00
Greg Owen	T61	69-70-71-74	284	4.40	16,050.00
Ken Duke	T66	70-69-70-76	285	3.50	15,375.00
Spencer Levin	T66	71-71-73-70	285	3.50	15,375.00
Nicholas Lindheim	T66	70-70-71-74	285	3.50	15,375.00
Alex Moon	T66	74-66-72-73	285		15,375.00
Bob Estes	T70	71-68-71-77	287	2.95	14,925.00
Brendon Todd	T70	70-71-71-75	287	2.95	14,925.00
Greg Chalmers	72	68-71-74-75	288	2.80	14,700.00
D.A. Points	73	69-72-74-76	291	2.70	14,550.00
J.J. Spaun	74	73-69-74-77	293	2.60	14,400.00

The following players did not finish
(C=cut, W=withdrew, D=disqualified, A=amateur)

C—143-Bryson DeChambeau, Harris English, Brandon Hagy, Matt Jones, Whee Kim, Kelly Kraft, Rick Lamb, Hunter Mahan, Seung-Yul Noh, Cameron Percy, Chez Reavie, Xander Schauffele, Jordan Spieth, Fabrizio Zanotti, **144**-Steven Alker, Chad Collins, Gonzalo Fdez-Castano, Cody Gribble, J.B. Holmes, Mark Hubbard, Ryo Ishikawa, Freddie Jacobson, Bryce Molder, C.T. Pan, Carl Pettersson, Jonathan Randolph, Tag Ridings, Sam Saunders, Robby Shelton, Brian Stuard, Richy Werenski, **145**-Angel Cabrera, Julian Etulain, Matt Every, Sean Kelly, John Peterson, Brandt Snedeker, Chris Stroud, Zack Sucher, Steve Wheatcroft, Tim Wilkinson, **146**-Charlie Beljan, Ryan Blaum, Miguel Angel Carballo, Graham DeLaet, Bobby Gates, Russell Henley, Kramer Hickok, Ryan Moore, Robert Streb, Y.E. Yang, **147**-Stuart Appleby, Shane Bertsch, Ben Crane, Stuart Deane, Brett Drewitt, Martin Flores, Andres Gonzales, Michael Thompson, Tyrone Van Aswegen, **148**-Alex Cejka, Brad Fritsch, Anirban Lahiri, Austin Smotherman, Bobby Wyatt, **149**-Mark Anderson, Robert Garrigus, Will MacKenzie, **150**-Steven Bowditch, Brian Campbell, Ben Polland, J.T. Poston, Rory Sabbatini, Hudson Swafford, **151**-Trey Mullinax, **152**-Max Homa, **153**-John Merrick, **155**-Tyler Aldridge, **157**-Andrew Loupe, **158**-Paul Earnest. **W—139**-Charl Schwartzel. **D—140**-Shawn Stefani.

TOURNAMENT HISTORY

Year	Winner	Score	Runner-up	Score	Location	Par/Yards
DALLAS OPEN						
1944	Byron Nelson	276	Harold McSpaden	286	Lakewood CC, Dallas, TX	71
1945	Sam Snead	276	Harold McSpaden	280	Dallas CC, Dallas, TX	72
1946	Ben Hogan	284	Herman Keiser Paul Runyan	286	Brook Hollow CC, Dallas, TX	70
1947	No Tournament					
1948	No Tournament					
1949	No Tournament					
1950	No Tournament					
1951	No Tournament					
1952	No Tournament					
1953	No Tournament					
1954	No Tournament					
1955	No Tournament					
1956	Don January	268	Dow Finsterwald Doug Ford	269	Preston Hollow CC, Dallas, TX	70/6,216
1957	Sam Snead	264	Bob Inman Billy Maxwell Cary Middlecoff	274	Glen Lakes CC, Dallas, TX	71/6,328
1958	Sam Snead*	272	Julius Boros John McMullen Gary Player	272	Oak Cliff CC, Dallas, TX	71/6,836
1959	Julius Boros	274	Dow Finsterwald Earl Stewart, Jr. Bo Wininger	275	Oak Cliff CC, Dallas, TX	71/6,836

*KEY: * = Playoff*

AT&T Byron Nelson

NOTES

Billy Horschel *birdied two of his final five holes of regulation to shoot a final-round 69 and match* ***Jason Day*** *at 12-under 268, holing a 60-foot putt for birdie at No. 14 and two-putting the par-5 16th for birdie. Horschel then won at the first hole of sudden death, the par-4 18th, after making a par and watching Day three-putt for bogey. The AT&T Byron Nelson victory came in Horschel's 166th PGA TOUR start at the age of 30 years, 5 months, 14 days.*

The 2017 AT&T Byron Nelson marked the 35th and final year for the event in Irving, Texas, hosted at the TPC Four Seasons Las Colinas. In 2018, the tournament will move to Trinity Forest Golf Club, located just 10 minutes south of downtown Dallas.

The ***Billy Horschel-Jason Day*** *extra session marked the 21st playoff in AT&T Byron Nelson tournament history. The victory marked Hoschel's first win via playoff in just his second playoff appearance on the PGA TOUR. Earlier in the season, Horschel was the first player eliminated in a six-man playoff at The RSM Classic, eventually won by* ***Mac Hughes****. Day's playoff record moved to 2-1.*

Billy Horschel *became the 17th (out of the last 23) AT&T Byron Nelson champions to record all four rounds in the 60s.*

Jason Kokrak *opened with rounds of 66-62 en route to a third-place finish, establishing a new 36-hole record at the event with a five-stroke lead. In addition, his 36-hole total of 128 tied the tournament record, previously set by* ***Ben Crane****/2016,* ***Steve Pate****/1999,* ***Tiger Woods****/1999/1997,* ***Lee Rinker****/1997.*

Tournament Record:
259, Steven Bowditch (2014-15)
Current Course Record:
60, Keegan Bradley (2013)
Tournament Course Record:
60, Arron Oberholser (2006) (Cottonwood Valley Course)

TOURNAMENT HISTORY

Year	Winner	Score	Runner-up	Score	Location	Par/Yards
DALLAS OPEN						
1960	Johnny Pott*	275	Ted Kroll	275	Oak Cliff CC, Dallas, TX	71/6,836
			Bo Wininger			
1961	Earl Stewart, Jr.	278	Gay Brewer	279	Oak Cliff CC, Dallas, TX	71/6,836
			Arnold Palmer			
			Doug Sanders			
1962	Billy Maxwell	277	Johnny Pott	281	Oak Cliff CC, Dallas, TX	71/6,836
1963	No Tournament					
1964	Charles Coody	271	Jerry Edwards	272	Oak Cliff CC, Dallas, TX	71/6,836
1965	No Tournament					
1966	Roberto De Vicenzo	276	Joe Campbell	277	Oak Cliff CC, Dallas, TX	71/6,836
			Raymond Floyd			
			Harold Henning			
1967	Bert Yancey	274	Roberto De Vicenzo	275	Oak Cliff CC, Dallas, TX	71/6,836
			Kermit Zarley			
BYRON NELSON GOLF CLASSIC						
1968	Miller Barber	270	Kermit Zarley	271	Preston Trail GC, Dallas, TX	70/6,993
1969	Bruce Devlin	277	Frank Beard	278	Preston Trail GC, Dallas, TX	70/6,993
			Bruce Crampton			
1970	Jack Nicklaus*	274	Arnold Palmer	274	Preston Trail GC Dallas, TX	70/6,993
1971	Jack Nicklaus	274	Frank Beard	276	Preston Trail GC, Dallas, TX	70/6,993
			Jerry McGee			
1972	Chi Chi Rodriguez*	273	Billy Casper	273	Preston Trail GC, Dallas, TX	70/6,993
1973	Lanny Wadkins*	277	Dan Sikes	277	Preston Trail GC, Dallas, TX	70/6,993
1974	Bud Allin	269	Homero Blancas	273	Preston Trail GC, Dallas, TX	70/6,993
			Charles Coody			
			Lee Trevino			
			Tom Watson			
1975	Tom Watson	269	Bob E. Smith	271	Preston Trail GC, Dallas, TX	70/6,993
1976	Mark Hayes	273	Don Bies	275	Preston Trail GC, Dallas, TX	70/6,993
1977	Raymond Floyd	276	Ben Crenshaw	278	Preston Trail GCS, Dallas, TX	70/6,993
1978	Tom Watson	272	Lee Trevino	273	Preston Trail GC, Dallas, TX	70/6,993
1979	Tom Watson*	275	Bill Rogers	275	Preston Trail GC, Dallas, TX	70/6,993
1980	Tom Watson	274	Bill Rogers	275	Preston Trail GC, Dallas, TX	70/6,993
1981	Bruce Lietzke*	281	Tom Watson	281	Preston Trail GC, Dallas, TX	70/6,993
1982	Bob Gilder	266	Curtis Strange	271	Preston Trail GC, Dallas, TX	70/6,993
1983	Ben Crenshaw	273	Brad Bryant	274	Las Colinas Sports Club, Irving, TX	71/6,982
			Hal Sutton			
1984	Craig Stadler	276	David Edwards	277	Las Colinas Sports Club, Irving, TX	71/6,982
1985	Bob Eastwood*	272	Payne Stewart	272	Las Colinas Sports Club, Irving, TX	71/6,982
1986	Andy Bean	269	Mark Wiebe	270	TPC Las Colinas, Irving, TX	70/6,767
1987	Fred Couples*	266	Mark Calcavecchia	266	TPC Las Colinas, Irving, TX	70/6,767
GTE BYRON NELSON GOLF CLASSIC						
1988	Bruce Lietzke*	271	Clarence Rose	271	TPC Four Seasons Las Colinas, Irving, TX	70/6,767
1989	Jodie Mudd*	265	Larry Nelson	265	TPC Four Seasons Las Colinas, Irving, TX	70/6,767
1990	Payne Stewart~	202	Lanny Wadkins	204	TPC Four Seasons Las Colinas, Irving, TX	70/6,767
1991	Nick Price	270	Craig Stadler	271	TPC Four Seasons Las Colinas, Irving, TX	70/6,767
1992	Billy Ray Brown*~	199	Ben Crenshaw	199	TPC Four Seasons Las Colinas, Irving, TX	70/6,850
			Raymond Floyd			
			Bruce Lietzke			
1993	Scott Simpson	270	Billy Mayfair	271	TPC Four Seasons Las Colinas, Irving, TX	70/6,850
			Corey Pavin			
			D.A. Weibring			
1994	Neal Lancaster*~	132	Tom Byrum	132	TPC Four Seasons Las Colinas, Irving, TX (H)	70/6,850
			Mark Carnevale		Cottonwood Valley Course, Irving, TX	71/6,862
			David Edwards			
			Yoshinori Mizumaki			
			David Ogrin			
1995	Ernie Els	263	Mike Heinen	266	TPC Four Seasons Las Colinas, Irving, TX (H)	70/6,850
			D.A. Weibring		Cottonwood Valley Course, Irving, TX	70/6,862
			Robin Freeman			
1996	Phil Mickelson	265	Craig Parry	267	TPC Four Seasons Las Colinas, Irving, TX (H)	70/6,899
					Cottonwood Valley Course, Irving, TX	70/6,846
1997	Tiger Woods	263	Lee Rinker	265	TPC Four Seasons Las Colinas, Irving, TX (H)	70/6,899
					Cottonwood Valley Course, Irving, TX	70/6,846
1998	John Cook	265	Fred Couples	268	TPC Four Seasons Las Colinas, Irving, TX (H	70/6,924
			Hal Sutton		Cottonwood Valley Course, Irving, TX	70/6,846
			Harrison Frazar			
1999	Loren Roberts*	262	Steve Pate	262	TPC Four Seasons Las Colinas, Irving, TX (H)	70/6,924
					Cottonwood Valley Course, Irving, TX	70/6,846
2000	Jesper Parnevik*	269	Davis Love III	269	TPC Four Seasons Las Colinas, Irving, TX (H	70/6,994
			Phil Mickelson		Cottonwood Valley Course, Irving, TX	70/6,846
VERIZON BYRON NELSON CLASSIC						
2001	Robert Damron*	263	Scott Verplank	263	TPC Four Seasons Las Colinas, Irving, TX (H)	70/7,017
					Cottonwood Valley Course, Irving, TX	70/6,846
2002	Shigeki Maruyama	266	Ben Crane	268	TPC Four Seasons Las Colinas, Irving, TX (H)	70/7,017
					Cottonwood Valley Course, Irving, TX	70/6,846

*KEY: * = Playoff (H) = Host Course ~ = Weather-shortened*

AT&T Byron Nelson

NOTES

***Dustin Johnson**, who finished T13, became the first World No. 1 to play the AT&T Byron Nelson since **Tiger Woods** missed the cut in 2005. The best finish by a World No. 1 at the AT&T Byron Nelson belongs to **Tiger Woods**, who finished solo-third in 2002.*

*Defending champion **Sergio Garcia** had an up-and-down week with rounds of 73-65-64-74 to finish T20. Garcia's first start as a professional in the United States came at the 1999 AT&T Byron Nelson (finished T3).*

*With rounds of 68-75, Dallas native **Jordan Spieth** missed the cut in 2017 for the first time in seven appearances at the AT&T Byron Nelson.*

***Matt Kuchar** has yet to miss a cut in 10 starts at the AT&T Byron Nelson (T39-2007, T42-2008, T39-2009, T6-2011, T15-2012, T33-2013, T7-2014, T39-2015, 3-2016, T9-2017).*

***James Hahn**, the 18-hole and 54-hole leader, finished at 11-under, one shot out of the playoff. The 54-hole leader/co-leader has won just four times in the last 10 years at the AT&T Byron Nelson (**Adam Scott**/2008, **Jason Dufner**/2012, **Brendon Todd**/2014, **Steven Bowditch**/2015).*


JAMES HAHN

TOURNAMENT HISTORY

Year	Winner	Score	Runner-up	Score	Location	Par/Yards
EDS BYRON NELSON CHAMPIONSHIP						
2003	Vijay Singh	265	Nick Price	267	TPC Four Seasons Las Colinas, Irving, TX (H)	70/7,022
					Cottonwood Valley Course, Irving, TX	70/6,846
2004	Sergio Garcia*	270	Robert Damron	270	TPC Four Seasons Las Colinas, Irving, TX (H)	70/7,016
			Dudley Hart		Cottonwood Valley Course, Irving, TX	70/6,847
2005	Ted Purdy	265	Sean O'Hair	266	TPC Four Seasons Las Colinas, Irving, TX (H)	70/7,016
					Cottonwood Valley Course, Irving, TX	70/6,861
2006	Brett Wetterich	268	Trevor Immelman	269	TPC Four Seasons Las Colinas, Irving, TX (H)	70/7,052
					Cottonwood Valley Course, Irving, TX	70/6,871
2007	Scott Verplank	267	Luke Donald	268	TPC Four Seasons Las Colinas, Irving, TX (H)	70/7,022
					Cottonwood Valley Course, Irving, TX	70/7,030
2008	Adam Scott*	273	Ryan Moore	273	TPC Four Seasons Las Colinas, Irving, TX	70/7,166
HP BYRON NELSON CHAMPIONSHIP						
2009	Rory Sabbatini	261	Brian Davis	263	TPC Four Seasons Las Colinas, Irving, TX	70/7,166
2010	Jason Day	270	Brian Gay	272	TPC Four Seasons Las Colinas, Irving, TX	70/7,166
			Blake Adams			
			Jeff Overton			
2011	Keegan Bradley*	277	Ryan Palmer	277	TPC Four Seasons Las Colinas, Irving, TX	70/7,166
2012	Jason Dufner	269	Dicky Pride	270	TPC Four Seasons Las Colinas, Irving, TX	70/7,166
2013	Sangmoon Bae	267	Keegan Bradley	269	TPC Four Seasons Las Colinas, Irving, TX	70/7,166
2013-14	Brendon Todd	266	Mike Weir	268	TPC Four Seasons Las Colinas, Irving, TX	70/7,166
AT&T BYRON NELSON						
2014-15	Steven Bowditch	259	Charlie Hoffman	263	TPC Four Seasons Las Colinas, Irving, TX	70/7,166
			Scott Pinckney			
			Jimmy Walker			
2015-16	Sergio Garcia*	265	Brooks Koepka	265	TPC Four Seasons Las Colinas, Irving, TX	70/7,166
2016-17	Billy Horschel*	268	Jason Day	268	TPC Four Seasons Las Colinas, Irving, TX	70/7,166

*KEY: * = Playoff (H) = Host Course*

DEAN & DELUCA Invitational

[The 29th of 43 events in the PGA TOUR Season]

DEAN & DELUCA INVITATIONAL

KISNER

Winner: KEVIN KISNER
FedExCup Points: 500 **$1,242,000**
67-67-70-66 **270 (-10)**

Fort Worth, TX **May 22-28, 2017** **FedExCup Points: 500 (first)** **Purse: $6,900,000**
Colonial Country Club **Par/Yards: 35-35—70/7,209**

LEADERS

First Round		Second Round		Third Round	
Derek Fathauer	65 (-5)	Kevin Kisner	134 (-6)	Webb Simpson	201 (-9)
Kelly Kraft	65 (-5)	Danny Lee	134 (-6)	Paul Casey	203 (-7)
J.T. Poston	65 (-5)	Scott Piercy	134 (-6)	Danny Lee	203 (-7)
Scott Brown	66 (-4)	Webb Simpson	134 (-6)	Stewart Cink	204 (-6)
Graeme McDowell	66 (-4)	Paul Casey	135 (-5)	Kevin Kisner	204 (-6)
Jon Rahm	66 (-4)	Sergio Garcia	135 (-5)		
Kevin Kisner	67 (-3)	Sean O'Hair	135 (-5)		
		Jon Rahm	135 (-5)		

CUT: 72 players at 4-over 144 from a field of 121 professionals.

WEATHER: Thursday: Sunny with a high of 93. Wind S 20-25 mph, with gusts of 30 mph. **Friday:** Sunny with a high of 98. Wind SW 15-20 mph, with gusts of 25 mph. **Saturday:** Partly cloudy with a high of 96. Wind SSW 15-20 mph, with gusts of 25 mph. **Sunday:** Mostly cloudy with a high of 82. Wind N 10-15 mph.

ORDER OF FINISH

Player	Finish	Scores	Total	FedExCup Points	Money
Kevin Kisner	1	67-67-70-66	270	500.00	$1,242,000.00
Sean O'Hair	T2	67-68-70-66	271	208.33	515,200.00
Jon Rahm	T2	66-69-70-66	271	208.33	515,200.00
Jordan Spieth	T2	70-68-68-65	271	208.33	515,200.00
Webb Simpson	5	68-66-67-71	272	110.00	276,000.00
Danny Lee	6	70-64-69-70	273	100.00	248,400.00
Brian Harman	T7	69-69-71-65	274	85.00	215,050.00
Scott Piercy	T7	68-66-72-68	274	85.00	215,050.00
Steve Stricker	T7	72-71-68-63	274	85.00	215,050.00
Paul Casey	T10	69-66-68-73	276	72.50	179,400.00
Stewart Cink	T10	68-70-66-72	276	72.50	179,400.00
Scott Brown	T12	66-72-71-68	277	56.83	131,100.00
Sergio Garcia	T12	69-66-71-71	277	56.83	131,100.00
Bill Haas	T12	69-69-68-71	277	56.83	131,100.00
Morgan Hoffmann	T12	71-69-70-67	277	56.83	131,100.00
Matt Kuchar	T12	70-72-68-67	277	56.83	131,100.00
David Lingmerth	T12	71-72-67-67	277	56.83	131,100.00
Ricky Barnes	T18	75-68-67-68	278	44.00	86,940.00
Jonas Blixt	T18	70-69-68-71	278	44.00	86,940.00
Kelly Kraft	T18	65-73-71-69	278	44.00	86,940.00
Kevin Streelman	T18	68-72-70-68	278	44.00	86,940.00
Vaughn Taylor	T18	68-71-72-67	278	44.00	86,940.00
Kevin Tway	T18	68-70-72-68	278	44.00	$86,940.00
Ryan Blaum	T24	70-72-70-67	279	34.00	57,270.00
Emiliano Grillo	T24	72-69-65-73	279	34.00	57,270.00
Charley Hoffman	T24	72-68-67-72	279	34.00	57,270.00
Sam Saunders	T24	71-70-67-71	279	34.00	57,270.00
Brian Stuard	T24	70-73-71-65	279	34.00	57,270.00
Harris English	T29	72-68-71-69	280	26.50	44,850.00
Tony Finau	T29	72-65-73-70	280	26.50	44,850.00
Graeme McDowell	T29	66-70-72-72	280	26.50	44,850.00
Phil Mickelson	T29	67-75-69-69	280	26.50	44,850.00
Ollie Schniederjans	T29	71-69-71-69	280	26.50	44,850.00
Chad Campbell	T34	69-73-70-69	281	19.00	34,105.72
Billy Horschel	T34	70-70-70-71	281	19.00	34,105.72
Curtis Luck	T34	68-73-71-69	281		34,105.72
Brian Gay	T34	69-69-71-72	281	19.00	34,105.71
Whee Kim	T34	68-70-70-73	281	19.00	34,105.71
Marc Leishman	T34	69-72-69-71	281	19.00	34,105.71
Robert Streb	T34	70-72-72-67	281	19.00	34,105.71
Angel Cabrera	T41	73-68-72-69	282	12.21	24,150.00
Bud Cauley	T41	74-66-71-71	282	12.21	24,150.00
Cody Gribble	T41	69-73-69-71	282	12.21	24,150.00
Billy Hurley III	T41	72-69-69-72	282	12.21	24,150.00
Michael Kim	T41	68-74-69-71	282	12.21	24,150.00
J.T. Poston	T41	65-76-70-71	282	12.21	24,150.00
Chris Stroud	T41	71-73-69-69	282	12.21	24,150.00
Wesley Bryan	T48	70-73-75-65	283	8.50	$17,553.60
Derek Fathauer	T48	65-74-77-67	283	8.50	17,553.60
Chez Reavie	T48	74-69-74-66	283	8.50	17,553.60
Xander Schauffele	T48	71-70-71-71	283	8.50	17,553.60
Brandt Snedeker	T48	70-71-73-69	283	8.50	17,553.60
Adam Hadwin	T53	71-71-72-70	284	6.32	15,973.50
Yuta Ikeda	T53	70-71-72-71	284		15,973.50
Geoff Ogilvy	T53	71-73-71-69	284	6.32	15,973.50
Nick Watney	T53	67-72-73-72	284	6.32	15,973.50
Graham DeLaet	T57	69-74-71-71	285	5.30	15,387.00
Sung Kang	T57	68-74-74-69	285	5.30	15,387.00
Ben Martin	T57	71-70-71-73	285	5.30	15,387.00
Michael Thompson	T57	68-74-72-71	285	5.30	15,387.00
William McGirt	T61	72-70-70-74	286	4.70	14,973.00
Nick Taylor	T61	70-72-73-71	286	4.70	14,973.00
Zach Johnson	T63	67-75-75-70	287	4.10	14,559.00
Matt Jones	T63	73-70-75-69	287	4.10	14,559.00
Patton Kizzire	T63	71-71-74-71	287	4.10	14,559.00
Scott Stallings	T63	71-73-73-70	287	4.10	14,559.00
Chris Kirk	T67	69-70-76-73	288	3.50	14,145.00
Ryan Moore	T67	67-73-76-72	288	3.50	14,145.00
Dominic Bozzelli	69	71-70-78-70	289	3.20	13,938.00
David Hearn	T70	72-70-75-73	290	2.95	13,731.00
Ryan Palmer	T70	72-70-77-71	290	2.95	13,731.00
Cameron Tringale	72	72-71-72-77	292	2.80	13,524.00

The following players did not finish
(C=cut, W=withdrew, D=disqualified)

C—145-Bryson DeChambeau, Jason Dufner, Fabian Gomez, John Huh, Si Woo Kim, Martin Laird, Kyle Reifers, Rory Sabbatini, Cameron Smith, **146**-Aaron Baddeley, Greg Chalmers, Jazz Janewattananond, Hunter Mahan, Pat Perez, Martin Piller, **147**-Steven Bowditch, Matt Every, Anirban Lahiri, Bryce Molder, C.T. Pan, Kyle Stanley, **148**-Zac Blair, J.J. Henry, Beau Hossler, Luke List, Cameron Percy, Harold Varner III, **149**-Blayne Barber, Keith Clearwater, Brandon Hagy, Tim Herron, Rod Pampling, Johnson Wagner, **150**-Martin Flores, Lucas Glover, Patrick Rodgers, Jamie Sadlowski, Daniel Summerhays, **151**-Tyrone Van Aswegen, Jhonattan Vegas, Boo Weekley, **152**-Jason Bohn, James Hahn, Mac Hughes, **155**-Jason Kokrak, Davis Love III. **W—76**-Seung-Yul Noh, **75**-Camilo Villegas, **71**-J.J. Spaun.

Tournament Record:
259, Zach Johnson (2010)
Current Course Record:
61, Keith Clearwater, Lee Janzen (1993), Greg Kraft (1999) Justin Leonard (2003), Kenny Perry (2003), Chad Campbell (2004)

TOURNAMENT HISTORY

Year	Winner	Score	Runner-up	Score	Location	Par/Yards
COLONIAL NATIONAL INVITATION TOURNAMENT						
1946	Ben Hogan	279	Harry Todd	280	Colonial CC, Fort Worth, TX	70/7,035
1947	Ben Hogan	279	Toney Penna	280	Colonial CC, Fort Worth, TX	70/7,035
1948	Clayton Heafner	272	Skip Alexander Ben Hogan	278	Colonial CC, Fort Worth, TX	70/7,035
1949	No Tournament					
1950	Sam Snead	277	Skip Alexander	280	Colonial CC, Fort Worth, TX	70/7,035
1951	Cary Middlecoff	282	Jack Burke, Jr.	283	Colonial CC, Fort Worth, TX	70/7,035
1952	Ben Hogan	279	Lloyd Mangrum	283	Colonial CC, Fort Worth, TX	70/7,035
1953	Ben Hogan	282	Doug Ford Cary Middlecoff	287	Colonial CC, Fort Worth, TX	70/7,035
1954	Johnny Palmer	280	Fred Haas	282	Colonial CC, Fort Worth, TX	70/7,035
1955	Chandler Harper	276	Dow Finsterwald	284	Colonial CC, Fort Worth, TX	70/7,035
1956	Mike Souchak	280	Tommy Bolt	281	Colonial CC, Fort Worth, TX	70/7,035
1957	Roberto De Vicenzo	284	Dick Mayer	285	Colonial CC, Fort Worth, TX	70/7,021
1958	Tommy Bolt	282	Ken Venturi	283	Colonial CC, Fort Worth, TX	70/7,021
1959	Ben Hogan*	285	Fred Hawkins	285	Colonial CC, Fort Worth, TX	70/7,021
1960	Julius Boros	280	Gene Littler Kel Nagle	281	Colonial CC, Fort Worth, TX	70/7,021
1961	Doug Sanders	281	Kel Nagle	282	Colonial CC, Fort Worth, TX	70/7,021
1962	Arnold Palmer*	281	Johnny Pott	281	Colonial CC, Fort Worth, TX	70/7,021
1963	Julius Boros	279	Gary Player	283	Colonial CC, Fort Worth, TX	70/7,021
1964	Billy Casper	279	Tommy Jacobs	283	Colonial CC, Fort Worth, TX	70/7,021
1965	Bruce Crampton	276	George Knudson	279	Colonial CC, Fort Worth, TX	70/7,021
1966	Bruce Devlin	280	R.H. Sikes	281	Colonial CC, Fort Worth, TX	70/7,021
1967	Dave Stockton	278	Charles Coody	280	Colonial CC, Fort Worth, TX	70/7,021
1968	Billy Casper	275	Gene Littler	280	Colonial CC, Fort Worth, TX	70/7,021
1969	Gardner Dickinson	278	Gary Player	279	Colonial CC, Fort Worth, TX	70/7,142
1970	Homero Blancas	273	Gene Littler Lee Trevino	274	Colonial CC, Fort Worth, TX	70/7,142

*KEY: * = Playoff*

DEAN & DELUCA Invitational

DEAN & DELUCA INVITATIONAL

NOTES

*Beginning the final round three strokes behind **Webb Simpson**, **Kevin Kisner** carded a final-round 4-under-par 66 to finish at 10-under-par 270, good for a one-stroke victory over **Jordan Spieth**, **Sean O'Hair** and **Jon Rahm**. It was his second career PGA TOUR victory (2015 RSM Classic) in his 146th TOUR start at the age of 33 years, 3 months, 13 days.*

*After missing the cut in his first appearance at the DEAN & DELUCA Invitational in 2014, **Kevin Kisner** has posted three consecutive top-10 finishes: T5 (2015), T10 (2016), 1st (2017).*

*Dallas native and defending champion **Jordan Spieth** carded a flawless, final-round 5-under 65 to move from T8 to T2, marking the 11th runner-up performance of his career. He was looking to join **Ben Hogan** as the only players to win back-to-back DEAN & DELUCA Invitationals, with Hogan performing the feat twice (1946-47 and 1952-53).*

***Webb Simpson** entered the final round with a two-stroke lead over **Paul Casey** and **Danny Lee**, but a final-round 1-over 71 left him in solo-fifth place. In 70 playings of the DEAN & DELUCA Invitational, the third-round leader/co-leader has gone on to win 35 times, most recently **Jordan Spieth** in 2016.*

WEBB SIMPSON

TOURNAMENT HISTORY

Year	Winner	Score	Runner-up	Score	Location	Par/Yards
1971	Gene Littler	283	Bert Yancey	284	Colonial CC, Fort Worth, TX	70/7,142
1972	Jerry Heard	275	Fred Marti	277	Colonial CC, Fort Worth, TX	70/7,142
1973	Tom Weiskopf	276	Bruce Crampton Jerry Heard	277	Colonial CC, Fort Worth, TX	70/7,142
1974	Rod Curl	276	Jack Nicklaus	277	Colonial CC, Fort Worth, TX	70/7,142
1975	No Tournament+					
1976	Lee Trevino	273	Mike Morley	274	Colonial CC, Fort Worth, TX	70/7,142
1977	Ben Crenshaw	272	John Schroeder	273	Colonial CC, Fort Worth, TX	70/7,142
1978	Lee Trevino	268	Jerry Heard Jerry Pate	272	Colonial CC, Fort Worth, TX	70/7,142
1979	Al Geiberger	274	Don January Gene Littler	275	Colonial CC, Fort Worth, TX	70/7,096
1980	Bruce Lietzke	271	Ben Crenshaw	272	Colonial CC, Fort Worth, TX	70/7,096
1981	Fuzzy Zoeller	274	Hale Irwin	278	Colonial CC, Fort Worth, TX	70/7,096
1982	Jack Nicklaus	273	Andy North	276	Colonial CC, Fort Worth, TX	70/7,096
1983	Jim Colbert*	278	Fuzzy Zoeller	278	Colonial CC, Fort Worth, TX	70/7,096
1984	Peter Jacobsen*	270	Payne Stewart	270	Colonial CC, Fort Worth, TX	70/7,096
1985	Corey Pavin	266	Bob Murphy	270	Colonial CC, Fort Worth, TX	70/7,096
1986	Dan Pohl*~	205	Payne Stewart	205	Colonial CC, Fort Worth, TX	70/7,096
1987	Keith Clearwater	266	Davis Love III	269	Colonial CC, Fort Worth, TX	70/7,096
1988	Lanny Wadkins	270	Mark Calcavecchia Ben Crenshaw Joey Sindelar	271	Colonial CC, Fort Worth, TX	70/7,096
SOUTHWESTERN BELL COLONIAL						
1989	Ian Baker-Finch	270	David Edwards	274	Colonial CC, Fort Worth, TX	70/7,096
1990	Ben Crenshaw	272	John Mahaffey Corey Pavin Nick Price	275	Colonial CC, Fort Worth, TX	70/7,096
1991	Tom Purtzer	267	David Edwards Scott Hoch Bob Lohr	270	Colonial CC, Fort Worth, TX	70/7,096
1992	Bruce Lietzke*	267	Corey Pavin	267	Colonial CC, Fort Worth, TX	70/7,096
1993	Fulton Allem	264	Greg Norman	265	Colonial CC, Fort Worth, TX	70/7,096
1994	Nick Price*	266	Scott Simpson	266	Colonial CC, Fort Worth, TX	70/7,096
COLONIAL NATIONAL INVITATION						
1995	Tom Lehman	271	Craig Parry	272	Colonial CC, Fort Worth, TX	70/7,096
MASTERCARD COLONIAL						
1996	Corey Pavin	272	Jeff Sluman	274	Colonial CC, Fort Worth, TX	70/7,010
1997	David Frost	265	Brad Faxon David Ogrin	267	Colonial CC, Fort Worth, TX	70/7,010
1998	Tom Watson	265	Jim Furyk	267	Colonial CC, Fort Worth, TX	70/7,010
1999	Olin Browne	272	Fred Funk Paul Goydos Tim Herron Greg Kraft Jeff Sluman	273	Colonial CC, Fort Worth, TX	70/7,010
2000	Phil Mickelson	268	Stewart Cink Davis Love III	270	Colonial CC, Fort Worth, TX	70/7,080
2001	Sergio Garcia	267	Brian Gay Phil Mickelson	269	Colonial CC, Fort Worth, TX	70/7,080
BANK OF AMERICA COLONIAL						
2002	Nick Price	267	Kenny Perry David Toms	272	Colonial CC, Fort Worth, TX	70/7,080
2003	Kenny Perry	261	Justin Leonard	267	Colonial CC, Fort Worth, TX	70/7,080
2004	Steve Flesch	269	Chad Campbell	270	Colonial CC, Fort Worth, TX	70/7,054
2005	Kenny Perry	261	Billy Mayfair	268	Colonial CC, Fort Worth, TX	70/7,054
2006	Tim Herron*	268	Richard S. Johnson	268	Colonial CC, Fort Worth, TX	70/7,054
CROWNE PLAZA INVITATIONAL AT COLONIAL						
2007	Rory Sabbatini*	266	Jim Furyk Bernhard Langer	266	Colonial CC, Fort Worth, TX	70/7,054
2008	Phil Mickelson	266	Tim Clark Rod Pampling	267	Colonial CC, Fort Worth, TX	70/7,054
2009	Steve Stricker*	263	Tim Clark Steve Marino	263	Colonial CC, Fort Worth, TX	70/7,204
2010	Zach Johnson	259	Brian Davis	262	Colonial CC, Fort Worth, TX	70/7,204
2011	David Toms	265	Charlie Wi	266	Colonial CC, Fort Worth, TX	70/7,204
2012	Zach Johnson	268	Jason Dufner	269	Colonial CC, Fort Worth, TX	70/7,204
2013	Boo Weekley	266	Matt Kuchar	267	Colonial CC, Fort Worth, TX	70/7,204
2013-14	Adam Scott*	271	Jason Dufner	271	Colonial CC, Fort Worth, TX	70/7,204
2014-15	Chris Kirk	268	Jason Bohn Brandt Snedeker Jordan Spieth	269	Colonial CC, Fort Worth, TX	70/7,204
DEAN & DELUCA INVITATIONAL						
2015-16	Jordan Spieth	263	Harris English	266	Colonial CC, Fort Worth, TX	70/7,209
2016-17	Kevin Kisner	270	Sean O'Hair Jon Rahm Jordan Spieth	271	Colonial CC, Fort Worth, TX	70/7,209

*KEY: * = Playoff ~ = Weather-shortened + = Served as site for Tournament Players Championship*

the Memorial Tournament
presented by Nationwide

[The 30th of 43 events in the PGA TOUR Season]

the Memorial Tournament PRESENTED BY Nationwide

Winner: JASON DUFNER
FedExCup Points: 500 **$1,566,000**
65-65-77-68 **275 (-13)**

Dublin, OH **May 29-June 4, 2017** **FedExCup Points: 500 (first)** **Purse: $8,700,000**
Muirfield Village Golf Club **Par/Yards: 36-36—72/7,392**

LEADERS

First Round		Second Round		Third Round	
Jason Dufner	65 (-7)	Jason Dufner	130 (-14)	Daniel Summerhays	203 (-13)
David Lingmerth	65 (-7)	Daniel Summerhays	135 (-9)	Matt Kuchar	206 (-10)
Jordan Spieth	66 (-6)	Rickie Fowler	136 (-8)	Jason Dufner	207 (-9)
Daniel Summerhays	66 (-6)	Jamie Lovemark	138 (-6)	Justin Thomas	207 (-9)
Lucas Glover	67 (-5)	Jordan Spieth	138 (-6)	Bubba Watson	207 (-9)
Justin Thomas	67 (-5)	Justin Thomas	138 (-6)		

CUT: 77 players at 3-over 147 from a field of 119 professionals and one amateur.

WEATHER: Thursday: Mostly sunny skies in the morning became partly cloudy in the afternoon with a high of 77. Wind W 8-16 mph. **Friday:** Mostly sunny with a high of 80. Wind WNW 6-12 mph. **Saturday:** Mostly sunny skies with a high of 84. Wind WNW 5-10 mph. **Sunday:** Partly cloudy with a high of 85. Wind WSW 15-25 mph. Due to thunderstorms, play was suspended at 4:18 p.m. ET and resumed at 5:35 p.m., a delay of 1 hour, 17 minutes. A second delay occurred at 6:48 p.m. and play resumed at 8:06 p.m. after a 1 hour, 18-minute delay. The round was completed at 8:33 p.m.

ORDER OF FINISH

Player	Finish	Scores	Total	FedExCup Points	Money
Jason Dufner	1	65-65-77-68	275	500.00	$1,566,000.00
Rickie Fowler	T2	70-66-72-70	278	245.00	765,600.00
Anirban Lahiri	T2	74-70-69-65	278	245.00	765,600.00
Matt Kuchar	T4	69-70-67-73	279	122.50	382,800.00
Justin Thomas	T4	67-71-69-72	279	122.50	382,800.00
James Hahn	T6	74-72-65-69	280	88.75	281,662.50
Kevin Kisner	T6	70-69-70-71	280	88.75	281,662.50
Kyle Stanley	T6	74-67-71-68	280	88.75	281,662.50
Bubba Watson	T6	71-68-68-73	280	88.75	281,662.50
Graham DeLaet	T10	73-67-73-68	281	70.00	217,500.00
Jamie Lovemark	T10	69-69-70-73	281	70.00	217,500.00
Daniel Summerhays	T10	66-69-68-78	281	70.00	217,500.00
Jordan Spieth	T13	66-72-71-73	282	58.50	174,000.00
Kevin Streelman	T13	73-69-67-73	282	58.50	174,000.00
Jason Day	T15	75-71-67-70	283	52.00	143,550.00
Marc Leishman	T15	70-70-72-71	283	52.00	143,550.00
David Lingmerth	T15	65-74-71-73	283	52.00	143,550.00
Shane Lowry	T15	72-68-70-73	283	52.00	143,550.00
Jim Herman	T19	70-74-67-73	284	45.00	113,100.00
Pat Perez	T19	70-72-69-73	284	45.00	113,100.00
Harold Varner III	T19	73-71-70-70	284	45.00	113,100.00
Ricky Barnes	T22	70-77-69-69	285	39.00	90,480.00
Ross Fisher	T22	73-69-70-73	285		90,480.00
Phil Mickelson	T22	70-70-72-73	285	39.00	90,480.00
Byeong Hun An	T25	68-72-71-75	286	31.75	$66,410.00
Bud Cauley	T25	75-67-70-74	286	31.75	66,410.00
Stewart Cink	T25	72-73-68-73	286	31.75	66,410.00
Brett Coletta	T25	72-69-72-73	286		66,410.00
Bill Haas	T25	73-69-71-73	286	31.75	66,410.00
Peter Uihlein	T25	76-69-68-73	286		66,410.00
Jonas Blixt	T31	75-69-70-73	287	24.25	52,743.75
Padraig Harrington	T31	71-71-72-73	287	24.25	52,743.75
Brooks Koepka	T31	69-73-71-74	287	24.25	52,743.75
Adam Scott	T31	76-66-71-74	287	24.25	52,743.75
Patrick Cantlay	T35	71-72-74-71	288	19.00	42,891.00
Jason Kokrak	T35	73-67-70-78	288	19.00	42,891.00
Ben Martin	T35	71-74-71-72	288	19.00	42,891.00
Grayson Murray	T35	72-71-71-74	288	19.00	42,891.00
Charl Schwartzel	T35	70-71-71-76	288	19.00	42,891.00
Tony Finau	T40	74-73-68-74	289	14.00	33,930.00
Emiliano Grillo	T40	71-68-73-77	289	14.00	33,930.00
Zach Johnson	T40	76-71-70-72	289	14.00	33,930.00
C.T. Pan	T40	76-68-70-75	289	14.00	33,930.00
Steve Stricker	T40	74-68-69-78	289	14.00	33,930.00
Lucas Glover	T45	67-73-72-78	290	10.25	26,187.00
Charley Hoffman	T45	72-71-72-75	290	10.25	26,187.00
Mac Hughes	T45	76-70-70-74	290	10.25	26,187.00
Hideki Matsuyama	T45	70-74-76-70	290	10.25	26,187.00
Danny Lee	T49	73-71-75-72	291	8.50	21,982.00
Nick Taylor	T49	69-76-71-75	291	8.50	21,982.00
Gary Woodland	T49	72-73-72-74	291	8.50	$21,982.00
Greg Chalmers	T52	75-68-77-72	292	6.56	20,288.40
Kevin Chappell	T52	76-69-71-76	292	6.56	20,288.40
Martin Laird	T52	71-68-75-78	292	6.56	20,288.40
Sean O'Hair	T52	73-74-74-71	292	6.56	20,288.40
Brian Stuard	T52	70-74-71-77	292	6.56	20,288.40
Alex Cejka	T57	74-73-75-71	293	5.10	19,227.00
Rod Pampling	T57	72-73-78-70	293	5.10	19,227.00
D.A. Points	T57	71-76-73-73	293	5.10	19,227.00
Patrick Reed	T57	76-71-75-71	293	5.10	19,227.00
Sam Saunders	T57	68-74-71-80	293	5.10	19,227.00
Brendan Steele	T57	72-73-72-76	293	5.10	19,227.00
Zac Blair	T63	75-72-71-76	294	4.30	18,531.00
Camilo Villegas	T63	74-68-75-77	294	4.30	18,531.00
Russell Knox	T65	71-70-78-76	295	3.90	18,183.00
Cameron Smith	T65	74-71-73-77	295	3.90	18,183.00
K.J. Choi	T67	78-69-75-74	296	3.30	17,661.00
William McGirt	T67	71-72-70-83	296	3.30	17,661.00
Patrick Rodgers	T67	70-77-72-77	296	3.30	17,661.00
Webb Simpson	T67	73-72-74-77	296	3.30	17,661.00
Soren Kjeldsen	T71	72-73-71-81	297	2.85	17,139.00
Ollie Schniederjans	T71	74-73-73-77	297	2.85	17,139.00
Curtis Luck	T73	77-70-75-77	299		16,791.00
Vaughn Taylor	T73	73-71-77-78	299	2.65	16,791.00
Sung Kang	75	75-72-71-83	301	2.50	16,530.00
Matthew Griffin	76	75-71-78-82	306		16,356.00

The following players did not finish
(C=cut, W=withdrew, D=disqualified, A=amateur)

C—148-Luke Donald, Fabian Gomez, Scott Gregory (A), David Hearn, Morgan Hoffmann, Ryo Ishikawa, Luke List, Hunter Mahan, **149**-Brendon de Jonge, Retief Goosen, Billy Horschel, Scott Piercy, Vijay Singh, Hudson Swafford, **150**-Steven Bowditch, Scott Brown, Rafa Cabrera Bello, Roberto Castro, Smylie Kaufman, Carl Pettersson, Jon Rahm, Kyle Reifers, **151**-Aaron Baddeley, Keegan Bradley, Jim Furyk, Patton Kizzire, Ryan Moore, **152**-Ryan Armour, Matt Every, Adam Hadwin, Brian Harman, Dustin Johnson, Michael Kim, Chris Kirk, Kevin Tway, **153**-Tommy Fleetwood, Yuta Ikeda, **154**-J.B. Holmes, Billy Hurley III, Kelly Kraft, Johnson Wagner, **157**-Ryan Ruffels. **W—**J.J. Spaun, **147**-Si Woo Kim.

Tournament Record:
268, Tom Lehman (1994)
Current Course Record:
61, John Huston (1996)

TOURNAMENT HISTORY

Year	Winner	Score	Runner-up	Score	Location	Par/Yards
THE MEMORIAL TOURNAMENT						
1976	Roger Maltbie*	288	Hale Irwin	288	Muirfield Village GC, Dublin, OH	72/7,027
1977	Jack Nicklaus	281	Hubert Green	283	Muirfield Village GC, Dublin, OH	72/7,101
1978	Jim Simons	284	Bill Kratzert	285	Muirfield Village GC, Dublin, OH	72/7,101
1979	Tom Watson	285	Miller Barber	288	Muirfield Village GC, Dublin, OH	72/7,101
1980	David Graham	280	Tom Watson	281	Muirfield Village GC, Dublin, OH	72/7,116
1981	Keith Fergus	284	Jack Renner	285	Muirfield Village GC, Dublin, OH	72/7,116
1982	Raymond Floyd	281	Peter Jacobsen Wayne Levi Roger Maltbie Gil Morgan	283	Muirfield Village GC, Dublin, OH	72/7,116
1983	Hale Irwin	281	Ben Crenshaw David Graham	282	Muirfield Village GC, Dublin, OH	72/7,116
1984	Jack Nicklaus*	280	Andy Bean	280	Muirfield Village GC, Dublin, OH	72/7,116
1985	Hale Irwin	281	Lanny Wadkins	282	Muirfield Village GC, Dublin, OH	72/7,106
1986	Hal Sutton	271	Don Pooley	275	Muirfield Village GC, Dublin, OH	72/7,106
1987	Don Pooley	272	Curt Byrum	275	Muirfield Village GC, Dublin, OH	72/7,104
1988	Curtis Strange	274	David Frost Hale Irwin	276	Muirfield Village GC, Dublin, OH	72/7,104
1989	Bob Tway	277	Fuzzy Zoeller	279	Muirfield Village GC, Dublin, OH	72/7,104
1990	Greg Norman~	216	Payne Stewart	217	Muirfield Village GC, Dublin, OH	72/7,104
1991	Kenny Perry*	273	Hale Irwin	273	Muirfield Village GC, Dublin, OH	72/7,104
1992	David Edwards*	273	Rick Fehr	273	Muirfield Village GC, Dublin, OH	72/7,104
1993	Paul Azinger	274	Corey Pavin	275	Muirfield Village GC, Dublin, OH	72/7,104
1994	Tom Lehman	268	Greg Norman	273	Muirfield Village GC, Dublin, OH	72/7,104
1995	Greg Norman	269	David Duval Mark Calcavecchia Steve Elkington	273	Muirfield Village GC, Dublin, OH	72/7,104

*KEY: * = Playoff ~ = Weather-shortened*

the Memorial Tournament
presented by Nationwide

NOTES

Jason Dufner *overcame a four-shot deficit on the final day to win the Memorial Tournament presented by Nationwide by three shots over* ***Rickie Fowler*** *and* ***Anirban Lahiri****. Locked in a battle that saw five players within two shots of the lead with three holes to play and two weather delays, Dufner made a clutch par at the 72nd hole with a putt of 32 feet 7 inches to secure the victory. The win marked Dufner's fifth PGA TOUR title in his 278th start at the age of 40 years, 2 months, 11 days.*

Born in Cleveland, ***Jason Dufner*** *became just the second Ohio native to win the Memorial Tournament, joining tournament-host* ***Jack Nicklaus****, who won in 1977 and 1984.*

The three-shot margin of victory was the largest in the tournament since ***Justin Rose*** *defeated* ***Rickie Fowler*** *by three in 2010.*

Jason Dufner *set the 36-hole scoring record at 14-under 130, before firing a third-round 77 to drop into a tie for third heading into the final round. His third-round 77 was the highest by a winner since* ***Nick Faldo*** *posted a 77 in the third round en route to winning the 1989 Masters.*

Rickie Fowler *erased a five-stroke deficit in the final round and briefly held the lead before eventually shooting a final-round 70 to finish runner-up in the Memorial Tournament, three shots behind* ***Jason Dufner****. Fowler led the field in driving accuracy, hitting 45 of 56 fairways. He also led the field in sand saves, converting 8 of 11 attempts.*

Third-round leader ***Daniel Summerhays*** *struggled to a 78 on the final day in his bid to turn his three-shot lead into his first PGA TOUR victory.*

Harold Varner III *made an ace, the first of his career, at the par-3 8th hole during the final round of the Memorial Tournament from 164 yards with an 8-iron.*

TOURNAMENT HISTORY

Year	Winner	Score	Runner-up	Score	Location	Par/Yards
THE MEMORIAL TOURNAMENT						
1996	Tom Watson	274	David Duval	276	Muirfield Village GC, Dublin, OH	72/7,104
1997	Vijay Singh~	202	Jim Furyk Greg Norman	204	Muirfield Village GC, Dublin, OH	72/7,163
1998	Fred Couples	271	Andrew Magee	275	Muirfield Village GC, Dublin, OH	72/7,163
1999	Tiger Woods	273	Vijay Singh	275	Muirfield Village GC, Dublin, OH	72/7,163
2000	Tiger Woods	269	Ernie Els Justin Leonard	274	Muirfield Village GC, Dublin, OH	72/7,193
2001	Tiger Woods	271	Paul Azinger Sergio Garcia	278	Muirfield Village GC, Dublin, OH	72/7,221
2002	Jim Furyk	274	John Cook David Peoples	276	Muirfield Village GC, Dublin, OH	72/7,224
2003	Kenny Perry	275	Lee Janzen	277	Muirfield Village GC, Dublin, OH	72/7,265
2004	Ernie Els	270	Fred Couples	274	Muirfield Village GC, Dublin, OH	72/7,265
2005	Bart Bryant	272	Fred Couples	273	Muirfield Village GC, Dublin, OH	72/7,300
THE MEMORIAL TOURNAMENT PRESENTED BY MORGAN STANLEY						
2006	Carl Pettersson	276	Zach Johnson Brett Wetterich	278	Muirfield Village GC, Dublin, OH	72/7,337
2007	K.J. Choi	271	Ryan Moore	272	Muirfield Village GC, Dublin, OH	72/7,366
2008	Kenny Perry	280	Mathew Goggin Jerry Kelly Justin Rose Mike Weir	282	Muirfield Village GC, Dublin, OH	72/7,366
2009	Tiger Woods	276	Jim Furyk	277	Muirfield Village GC, Dublin, OH	72/7,366
THE MEMORIAL TOURNAMENT PRESENTED BY NATIONWIDE INSURANCE						
2010	Justin Rose	270	Rickie Fowler	273	Muirfield Village GC, Dublin, OH	72/7,366
2011	Steve Stricker	272	Brandt Jobe Matt Kuchar	273	Muirfield Village GC, Dublin, OH	72/7,352
2012	Tiger Woods	279	Andres Romero Rory Sabbatini	281	Muirfield Village GC, Dublin, OH	72/7,352
2013	Matt Kuchar	276	Kevin Chappell	278	Muirfield Village GC, Dublin, OH	72/7,352
2013-14	Hideki Matsuyama*	275	Kevin Na	275	Muirfield Village GC, Dublin, OH	72/7,392
THE MEMORIAL TOURNAMENT PRESENTED BY NATIONWIDE						
2014-15	David Lingmerth*	273	Justin Rose	273	Muirfield Village GC, Dublin, OH	72/7,392
2015-16	William McGirt*	273	Jon Curran	273	Muirfield Village GC, Dublin, OH	72/7,392
2016-17	Jason Dufner	275	Rickie Fowler Anirban Lahiri	278	Muirfield Village GC, Dublin, OH	72/7,392

KEY: ~ = Weather-shortened

FedEx St. Jude Classic

[The 31st of 43 events in the PGA TOUR Season]

Winner: DANIEL BERGER
FedExCup Points: 500 **$1,152,000**
70-68-66-66 **270 (-10)**

Memphis, TN **June 5-11, 2017** **FedExCup Points: 500 (first)** **Purse: $6,400,000**
TPC Southwind **Par/Yards: 35-35—70/7,244**

LEADERS

First Round		Second Round		Third Round	
Scott Brown	64 (-6)	Sebastian Munoz	131 (-9)	Rafa Cabrera Bello	201 (-9)
Stewart Cink	64 (-6)	Chez Reavie	131 (-9)	Stewart Cink	201 (-9)
Matt Every	64 (-6)	Charl Schwartzel	131 (-9)	Ben Crane	201 (-9)
Sebastian Munoz	64 (-6)	Stewart Cink	132 (-8)	Chad Campbell	202 (-8)
Matt Jones	65 (-5)	Ben Crane	133 (-7)	Luke List	202 (-8)
Charl Schwartzel	65 (-5)	Daniel Berger	138 (-2)	Daniel Berger	204 (-6)
Daniel Berger	70 (0)				

CUT: 36 HOLES: 85 professionals and one amateur at 1-over 141 from a field of 155 professionals and one amateur. 54 HOLES: 70 professionals and one amateur at 2-over 212.

WEATHER: Thursday: Clear skies in the morning, partly cloudy in the afternoon with a high of 80. Wind NNE 5-10 mph. **Friday:** Mostly sunny with a high of 84. Wind SSW 3-7 mph. **Saturday:** Mostly sunny with a high of 88. Wind SSW 8-12 mph with gusts of 15 mph. **Sunday:** Partly cloudy with a high of 89. Wind S 8-12 with gusts of 15 mph.

ORDER OF FINISH

Player	Finish	Scores	Total	FedExCup Points	Money
Daniel Berger	1	70-68-66-66	270	500.00	$1,152,000.00
Whee Kim	T2	69-66-69-67	271	245.00	563,200.00
Charl Schwartzel	T2	65-66-74-66	271	245.00	563,200.00
Rafa Cabrera Bello	T4	70-66-65-71	272	104.00	252,000.00
Kevin Chappell	T4	68-67-68-69	272	104.00	252,000.00
Billy Horschel	T4	72-66-70-64	272	104.00	252,000.00
Chez Reavie	T4	66-65-72-69	272	104.00	252,000.00
Braden Thornberry	T4	71-69-67-65	272		
Phil Mickelson	9	69-67-69-68	273	80.00	198,400.00
Dominic Bozzelli	T10	69-67-69-69	274	60.75	143,200.00
Chad Campbell	T10	67-69-66-72	274	60.75	143,200.00
Stewart Cink	T10	64-68-69-73	274	60.75	143,200.00
Ben Crane	T10	68-65-68-73	274	60.75	143,200.00
Harris English	T10	67-72-70-65	274	60.75	143,200.00
David Hearn	T10	70-67-67-70	274	60.75	143,200.00
Adam Scott	T10	71-64-71-68	274	60.75	143,200.00
Steve Wheatcroft	T10	68-69-69-68	274	60.75	143,200.00
Trey Mullinax	T18	68-66-72-69	275	44.00	86,613.34
Grayson Murray	T18	67-72-69-67	275	44.00	86,613.34
Joel Dahmen	T18	70-66-69-70	275	44.00	86,613.33
Fabian Gomez	T18	69-69-67-70	275	44.00	86,613.33
Matt Jones	T18	65-69-69-72	275	44.00	86,613.33
Luke List	T18	70-66-66-73	275	44.00	86,613.33
Julian Etulain	T24	74-67-68-67	276	35.50	61,440.00
Derek Fathauer	T24	70-65-70-71	276	35.50	61,440.00
Francesco Molinari	T24	72-66-68-70	276	35.50	61,440.00
Matt Every	T27	64-70-71-72	277	30.25	48,320.00
Graeme McDowell	T27	69-69-71-68	277	30.25	$48,320.00
Seamus Power	T27	69-65-72-71	277	30.25	48,320.00
Kyle Stanley	T27	72-66-67-72	277	30.25	48,320.00
Brandon Hagy	T31	69-68-70-71	278	23.00	38,880.00
Ian Poulter	T31	69-70-68-71	278	23.00	38,880.00
Kyle Reifers	T31	68-68-73-69	278	23.00	38,880.00
Robert Streb	T31	72-67-67-72	278	23.00	38,880.00
Kevin Tway	T31	69-69-68-72	278	23.00	38,880.00
Tyrone Van Aswegen	T31	73-67-65-73	278	23.00	38,880.00
Ryan Brehm	T37	70-71-70-68	279	14.55	26,912.00
Brian Campbell	T37	68-72-68-71	279	14.55	26,912.00
Andres Gonzales	T37	72-69-69-69	279	14.55	26,912.00
Russell Knox	T37	71-69-72-67	279	14.55	26,912.00
Brooks Koepka	T37	69-66-71-73	279	14.55	26,912.00
Spencer Levin	T37	68-69-74-68	279	14.55	26,912.00
Seung-Yul Noh	T37	73-67-68-71	279	14.55	26,912.00
Michael Putnam	T37	73-66-71-69	279	14.55	26,912.00
Scott Stallings	T37	68-73-65-73	279	14.55	26,912.00
Cameron Tringale	T37	69-69-69-72	279	14.55	26,912.00
Ryan Armour	T47	73-67-70-70	280	9.00	17,740.80
K.J. Choi	T47	72-69-70-69	280	9.00	17,740.80
Retief Goosen	T47	66-68-70-76	280	9.00	17,740.80
Mark Hubbard	T47	68-72-70-70	280	9.00	17,740.80
Danny Lee	T47	71-70-69-70	280	9.00	17,740.80
Zac Blair	T52	74-67-70-70	281	6.12	14,896.00
Scott Brown	T52	64-72-73-72	281	6.12	14,896.00
Alex Cejka	T52	69-70-71-71	281	6.12	14,896.00
J.B. Holmes	T52	74-64-71-72	281	6.12	14,896.00
Will MacKenzie	T52	74-66-71-70	281	6.12	14,896.00
Greg Owen	T52	71-68-73-69	281	6.12	14,896.00
Xander Schauffele	T52	69-69-70-73	281	6.12	$14,896.00
Willy Wilcox	T52	71-68-69-73	281	6.12	14,896.00
Brett Drewitt	T60	71-65-72-74	282	4.60	13,952.00
Ernie Els	T60	68-69-74-71	282	4.60	13,952.00
Ben Martin	T60	70-71-70-71	282	4.60	13,952.00
Sebastian Munoz	T60	64-67-75-76	282	4.60	13,952.00
Michael Thompson	T60	70-70-70-72	282	4.60	13,952.00
Roberto Castro	T65	71-70-69-73	283	3.90	13,504.00
Chris Stroud	T65	68-67-73-75	283	3.90	13,504.00
John Huh	67	67-70-70-77	284	3.60	13,312.00
Steven Alker	T68	70-69-71-75	285	3.20	13,056.00
Tag Ridings	T68	71-68-71-75	285	3.20	13,056.00
Nick Watney	T68	70-69-73-73	285	3.20	13,056.00
Rick Lamb	71	68-67-77-77	289	2.90	12,800.00
Chip Deason	T72	72-69-72	213		12,352.00
Martin Flores	T72	69-72-72	213	2.55	12,352.00
Bobby Gates	T72	70-66-77	213	2.55	12,352.00
Chris Kirk	T72	71-70-72	213	2.55	12,352.00
Peter Malnati	T72	67-73-73	213	2.55	12,352.00
Vijay Singh	T72	70-71-72	213	2.55	12,352.00
Gonzalo Fdez-Castano	T78	73-68-73	214	2.15	11,840.00
Peter Uihlein	T78	68-73-73	214		11,840.00
Sung Kang	T80	71-70-74	215	1.95	11,584.00
Ryan Palmer	T80	69-71-75	215	1.95	11,584.00
Hunter Mahan	T82	71-68-77	216	1.70	11,264.00
John Peterson	T82	71-68-77	216	1.70	11,264.00
Brian Stuard	T82	69-69-78	216	1.70	11,264.00
Max Homa	85	72-68-77	217	1.50	11,008.00
Jonathan Randolph	86	68-73-79	220	1.45	10,880.00

The following players did not finish
(C=cut, W=withdrew, D=disqualified, A=amateur)

C—142-Jason Bohn, Miguel Angel Carballo, Bryson DeChambeau, Bob Estes, Jim Furyk, Garrett Osborn, Carl Pettersson, Hudson Swafford, Camilo Villegas, Boo Weekley, **143**-Mark Anderson, Robert Garrigus, Andrew Loupe, Bill Lunde, George McNeill, Troy Merritt, Scott Piercy, Dicky Pride, Patrick Rodgers, Jordan Russell, Brett Stegmaier, **144**-Rickie Fowler, Brian Gay, Tom Hoge, Sam Horsfield, Patton Kizzire, Davis Love III, Cameron Percy, Sam Saunders, Shawn Stefani, Zack Sucher, Daniel Summerhays, Harold Varner III, Johnson Wagner, Mark Wilson, **145**-Stuart Appleby, Shane Bertsch, Ryan Blaum, Brendon de Jonge, Ken Duke, J.J. Henry, Smylie Kaufman, Bryce Molder, J.T. Poston, Tim Wilkinson, **146**-Hiroshi Iwata, William McGirt, Andres Romero, Richy Werenski, Charlie Wi, **147**-Chad Collins, Brad Fritsch, Cody Gribble, D.A. Points, **148**-Blayne Barber, Ricky Barnes, Steven Bowditch, Russell Henley, John Merrick, John Rollins, **149**-Curtis Luck, **150**-Tyler Aldridge, Richie Schembechler II, **151**-Arjun Atwal, David Duval, Oliver Peacock, Bobby Wyatt, **154**-Rory Sabbatini. **W—82**-S.J. Park, **76**-Nicholas Lindheim.

TOURNAMENT HISTORY

Year	Winner	Score	Runner-up	Score	Location	Par/Yards
MEMPHIS INVITATIONAL OPEN						
1958	Billy Maxwell	267	Cary Middlecoff	268	Colonial CC, Memphis, TN	70/6,466
1959	Don Whitt*	272	Al Balding Gary Player	272	Colonial CC, Memphis, TN	70/6,466
1960	Tommy Bolt*	273	Ben Hogan Gene Littler	273	Colonial CC, Memphis, TN	70/6,466
1961	Cary Middlecoff	266	Gardner Dickinson Mike Souchak	271	Colonial CC, Memphis, TN	70/6,466
1962	Lionel Hebert*	267	Gene Littler Gary Player	267	Colonial CC, Memphis, TN	70/6,466
1963	Tony Lema*	270	Tommy Aaron	270	Colonial CC, Memphis, TN	70/6,466
1964	Mike Souchak	270	Billy Casper Tommy Jacobs	271	Colonial CC, Memphis, TN	70/6,466
1965	Jack Nicklaus*	271	Johnny Pott	271	Colonial CC, Memphis, TN	70/6,466
1966	Bert Yancey	265	Gene Littler	270	Colonial CC, Memphis, TN	70/6,466
1967	Dave Hill	272	Johnny Pott	274	Colonial CC, Memphis, TN	70/6,466
1968	Bob Lunn	268	Monty Kaser	269	Colonial CC, Memphis, TN	70/6,466
1969	Dave Hill	265	Lee Elder	267	Colonial CC, Memphis, TN	70/6,466
DANNY THOMAS MEMPHIS CLASSIC						
1970	Dave Hill	267	Frank Beard Homero Blancas Bob Charles	268	Colonial CC, Memphis, TN	70/6,466
1971	Lee Trevino	268	Lee Elder Jerry Heard Hale Irwin Randy Wolff	272	Colonial CC, Memphis, TN	70/6,466
1972	Lee Trevino	281	John Mahaffey	285	Colonial CC (South), Cordova, TN	72/6,883
1973	Dave Hill	283	Allen Miller Lee Trevino	284	Colonial CC (South), Cordova, TN	72/7,282

*KEY: * = Playoff*

FedEx St. Jude Classic

NOTES

*Defending champion **Daniel Berger** was T34 after opening with 70-68, but posted a pair of 66s on the weekend to secure a one-stroke victory over **Charl Schwartzel** and **Whee Kim**. Berger started the final round three off the lead held by **Stewart Cink**, **Ben Crane** and **Rafa Cabrera Bello**, and carded one of two bogey-free final rounds to win his second PGA TOUR title in his 74th professional start at the age of 24 years, 2 months, 4 days.*

***Daniel Berger** became the fourth player to successfully defend a title at the FedEx St. Jude Classic along with **Dave Hill** (1969-70), **Lee Trevino** (1971-72), **David Toms** (2003-04). Toms and Berger are the only players to successfully defend since the event moved to TPC Southwind in 1989.*

*Making his seventh start in the FedEx St. Jude Classic, **Phil Mickelson** turned in his fourth consecutive round in the 60s, posting rounds of 69-67-69-68—273 to finish ninth. Since the 2013 FedEx St. Jude Classic, Mickelson has four top-10s in five starts -- two runner-ups (2013 and 2016), a T3 (2015) and a ninth-place finish in 2017.*

*In addition to **Daniel Berger** successfully defending his title, two other past FedEx St. Jude Classic champions finished in the top 10: 2013 FedExCup champion **Harris English** posted a final-round 65 to finish T10 while **Ben Crane**, the 2014 champion, struggled on Sunday after holding a share of the 54-hole lead but still managed to finish T10.*

*After holding a share of the second-round lead, **Charl Schwartzel** finished runner-up. In his only other start in the FedEx St. Jude Classic, he missed the cut in 2010.*

*Seven players shared low round of the week at 64: **Scott Brown**, **Stewart Cink**, **Matt Every, J.B. Holmes**, **Billy Horschel**, **Sebastian Munoz** and **Adam Scott**.*

Tournament Record:
258, John Cook (1996)
Current Course Record:
61, Jay Delsing (1993), Bob Estes (2001)
Tournament Course Record:
59, Al Geiberger (1977) (Colonial CC)

TOURNAMENT HISTORY

Year	Winner	Score	Runner-up	Score	Location	Par/Yards
1974	Gary Player	273	Lou Graham Hubert Green	275	Colonial CC (South), Cordova, TN	72/7,282
1975	Gene Littler	270	John Mahaffey	275	Colonial CC (South), Cordova, TN	72/7,282
1976	Gibby Gilbert	273	Forrest Fezler John Lister Gil Morgan	277	Colonial CC (South), Cordova, TN	72/7,282
1977	Al Geiberger	273	Jerry McGee Gary Player	276	Colonial CC (South), Cordova, TN	72/7,282
1978	Andy Bean*	277	Lee Trevino	277	Colonial CC (South), Cordova, TN	72/7,282
1979	Gil Morgan*	278	Larry Nelson	278	Colonial CC (South), Cordova, TN	72/7,282
1980	Lee Trevino	272	Tom Purtzer	273	Colonial CC (South), Cordova, TN	72/7,282
1981	Jerry Pate	274	Tom Kite Bruce Lietzke	276	Colonial CC (South), Cordova, TN	72/7,282
1982	Raymond Floyd	271	Mike Holland	277	Colonial CC (South), Cordova, TN	72/7,282
1983	Larry Mize	274	Chip Beck Sammy Rachels Fuzzy Zoeller	275	Colonial CC (South), Cordova, TN	72/7,282
1984	Bob Eastwood	280	Ralph Landrum Mark O'Meara Tim Simpson	282	Colonial CC (South), Cordova, TN	72/7,282
ST. JUDE MEMPHIS CLASSIC						
1985	Hal Sutton*	279	David Ogrin	279	Colonial CC (South), Cordova, TN	72/7,282
FEDERAL EXPRESS ST. JUDE CLASSIC						
1986	Mike Hulbert	280	Joey Sindelar	281	Colonial CC (South), Cordova, TN	72/7,282
1987	Curtis Strange	275	Russ Cochran Mike Donald Tom Kite Denis Watson	276	Colonial CC (South), Cordova, TN	72/7,282
1988	Jodie Mudd	273	Peter Jacobsen Nick Price	274	Colonial CC (South), Cordova, TN	72/7,282
1989	John Mahaffey	272	Bob Gilder Hubert Green Bernhard Langer Bob Tway	275	TPC Southwind, Memphis, TN	71/7,006
1990	Tom Kite*	269	John Cook	269	TPC Southwind, Memphis, TN	71/7,006
1991	Fred Couples	269	Rick Fehr	272	TPC Southwind, Memphis, TN	71/7,006
1992	Jay Haas	263	Dan Forsman Robert Gamez	266	TPC Southwind, Memphis, TN	71/7,006
1993	Nick Price	266	Rick Fehr Jeff Maggert	269	TPC Southwind, Memphis, TN	71/7,006
1994	Dicky Pride*	267	Gene Sauers Hal Sutton	267	TPC Southwind, Memphis, TN	71/7,006
FEDEX ST. JUDE CLASSIC						
1995	Jim Gallagher, Jr.	267	Jay Delsing Ken Green	268	TPC Southwind, Memphis, TN	71/7,006
1996	John Cook	258	John Adams	265	TPC Southwind, Memphis, TN	71/7,006
1997	Greg Norman	268	Dudley Hart	269	TPC Southwind, Memphis, TN	71/7,006
1998	Nick Price*	268	Jeff Sluman	268	TPC Southwind, Memphis, TN	71/7,006
1999	Ted Tryba	265	Tim Herron Tom Lehman	268	TPC Southwind, Memphis, TN	71/7,006
2000	Notah Begay III	271	Chris DiMarco Bob May	272	TPC Southwind, Memphis, TN	71/7,030
2001	Bob Estes	267	Bernhard Langer	268	TPC Southwind, Memphis, TN	71/7,030
2002	Len Mattiace	266	Tim Petrovic	267	TPC Southwind, Memphis, TN	71/7,006
2003	David Toms	264	Nick Price	267	TPC Southwind, Memphis, TN	71/7,030
2004	David Toms	268	Bob Estes	274	TPC Southwind, Memphis, TN	71/7,103
2005	Justin Leonard	266	David Toms	267	TPC Southwind, Memphis, TN	71/7,244
2006	Jeff Maggert	271	Tom Pernice, Jr.	274	TPC Southwind, Memphis, TN	70/7,244
STANFORD ST. JUDE CHAMPIONSHIP						
2007	Woody Austin	267	Brian Davis	272	TPC Southwind, Memphis, TN	70/7,239
2008	Justin Leonard*	276	Robert Allenby Trevor Immelman	276	TPC Southwind, Memphis, TN	70/7,239
ST. JUDE CLASSIC PRESENTED BY FEDEX						
2009	Brian Gay	262	Bryce Molder David Toms	267	TPC Southwind, Memphis, TN	70/7,239
ST. JUDE CLASSIC PRESENTED BY SMITH & NEPHEW						
2010	Lee Westwood*	270	Robert Garrigus Robert Karlsson	270	TPC Southwind, Memphis, TN	70/7,239
FEDEX ST. JUDE CLASSIC						
2011	Harrison Frazar*	267	Robert Karlsson	267	TPC Southwind, Memphis, TN	70/7,239
2012	Dustin Johnson	271	John Merrick	272	TPC Southwind, Memphis, TN	70/7,239
2013	Harris English	268	Phil Mickelson	270	TPC Southwind, Memphis, TN	70/7,239
2013-14	Ben Crane	270	Troy Merritt	271	TPC Southwind, Memphis, TN	70/7,239
2014-15	Fabian Gomez	267	Greg Owen	271	TPC Southwind, Memphis, TN	70/7,239
2015-16	Daniel Berger	267	Brooks Koepka Phil Mickelson Steve Stricker	270	TPC Southwind, Memphis, TN	70/7,244
2016-17	Daniel Berger	270	Whee Kim Charl Schwartzel	271	TPC Southwind, Memphis, TN	70/7,244

*KEY: * = Playoff*

U.S. Open

[The 32nd of 43 events in the PGA TOUR Season]

Winner: BROOKS KOEPKA
FedExCup Points: 600 $2,160,000
67-70-68-67 272 (-16)

Erin, WI **June 12-18, 2017** **FedExCup Points: 600 (first)** **Purse: $12,000,000**
Erin Hills **Par/Yards: 36-36—72/7,741**

LEADERS

First Round		Second Round		Third Round	
Rickie Fowler	65 (-7)	Paul Casey	137 (-7)	Brian Harman	204 (-12)
Paul Casey	66 (-6)	Tommy Fleetwood	137 (-7)	Tommy Fleetwood	205 (-11)
Xander Schauffele	66 (-6)	Brian Harman	137 (-7)	Brooks Koepka	205 (-11)
Tommy Fleetwood	67 (-5)	Brooks Koepka	137 (-7)	Justin Thomas	205 (-11)
Brian Harman	67 (-5)	Rickie Fowler	138 (-6)	Rickie Fowler	206 (-10)
Brooks Koepka	67 (-5)	J.B. Holmes	138 (-6)		
		Jamie Lovemark	138 (-6)		

CUT: 66 professionals and two amateurs at 1-over 145 from a field of 142 professionals and 14 amateurs.

WEATHER: Thursday: Sunny with temperatures in the high 80s. Wind SW 5-10 mph turned to WNW at 8-16 mph later in the day. **Friday:** Cloudy with periods of sunshine. Temperatures in the mid-80s. Wind SW 8-14 mph with gusts to 20 mph. **Saturday:** After an inch of rain overnight, it was cloudy with temperatures in the mid-80s. Wind SW 8-16 mph. **Sunday:** Cloudy with a high of 74. Wind WNW 15-25 mph.

ORDER OF FINISH

Player	Finish	Scores	Total	FedExCup Points	Money
Brooks Koepka	1	67-70-68-67	272	600.00	$2,160,000.00
Brian Harman	T2	67-70-67-72	276	270.00	1,050,012.00
Hideki Matsuyama	T2	74-65-71-66	276	270.00	1,050,012.00
Tommy Fleetwood	4	67-70-68-72	277		563,642.00
Rickie Fowler	T5	65-73-68-72	278	110.00	420,334.00
Bill Haas	T5	72-68-69-69	278	110.00	420,334.00
Xander Schauffele	T5	66-73-70-69	278	110.00	420,334.00
Charley Hoffman	8	70-70-68-71	279	94.00	336,106.00
Trey Mullinax	T9	71-72-69-68	280	82.33	279,524.00
Brandt Snedeker	T9	70-69-70-71	280	82.33	279,524.00
Justin Thomas	T9	73-69-63-75	280	82.33	279,524.00
J.B. Holmes	12	69-69-72-71	281	72.00	235,757.00
Si Woo Kim	T13	69-70-68-75	282	64.33	203,557.00
Patrick Reed	T13	68-75-65-74	282	64.33	203,557.00
Brendan Steele	T13	71-69-69-73	282	64.33	203,557.00
Matt Kuchar	T16	74-71-70-68	283	55.00	156,809.00
Eddie Pepperell	T16	72-71-69-71	283		156,809.00
Chez Reavie	T16	75-65-72-71	283	55.00	156,809.00
Steve Stricker	T16	73-72-69-69	283	55.00	156,809.00
Bernd Wiesberger	T16	69-72-69-73	283		156,809.00
Sergio Garcia	T21	70-71-71-72	284	47.60	124,951.00
David Lingmerth	T21	73-69-71-71	284	47.60	$124,951.00
Kevin Chappell	T23	74-70-70-71	285	42.12	105,506.00
Jim Furyk	T23	70-74-69-72	285	42.12	105,506.00
Louis Oosthuizen	T23	74-70-68-73	285	42.12	105,506.00
Paul Casey	26	66-71-75-74	286	38.53	93,094.00
Russell Henley	T27	71-70-67-79	287	33.43	83,331.00
Zach Johnson	T27	71-74-68-74	287	33.43	83,331.00
Marc Leishman	T27	68-72-72-75	287	33.43	83,331.00
Jamie Lovemark	T27	69-69-74-75	287	33.43	83,331.00
Scottie Scheffler	T27	69-74-71-73	287		
Martin Laird	T32	72-71-72-73	288	26.63	72,420.00
Kevin Na	T32	68-76-73-71	288	26.63	72,420.00
Cameron Champ	T32	70-69-73-76	288		
Matthew Fitzpatrick	T35	70-73-70-76	289		58,637.00
Martin Kaymer	T35	72-69-75-73	289		58,637.00
Jordan Niebrugge	T35	73-72-73-71	289		58,637.00
Michael Putnam	T35	73-70-71-75	289	20.40	58,637.00
Webb Simpson	T35	74-71-71-73	289	20.40	58,637.00
Jordan Spieth	T35	73-71-76-69	289	20.40	58,637.00
Brandon Stone	T35	70-74-72-73	289		58,637.00
Rafa Cabrera Bello	T42	72-73-71-74	290	14.16	44,975.00
Andrew Johnston	T42	69-73-73-75	290	14.16	44,975.00
Jack Maguire	T42	70-73-71-76	290		44,975.00
Jonathan Randolph	T42	71-71-73-75	290	14.16	44,975.00
Stewart Cink	T46	74-70-76-71	291	11.05	$35,484.00
Harris English	T46	71-69-75-76	291	11.05	35,484.00
Satoshi Kodaira	T46	73-69-73-76	291		35,484.00
Shane Lowry	T46	71-74-73-73	291	11.05	35,484.00
Branden Grace	T50	72-72-71-77	292	9.06	28,895.00
Whee Kim	T50	73-70-72-77	292	9.06	28,895.00
Gary Woodland	T50	72-73-73-74	292	9.06	28,895.00
Ryan Brehm	T53	71-74-72-77	294	7.65	26,659.00
Jason Kokrak	T53	75-70-74-75	294	7.65	26,659.00
Ernie Els	T55	70-72-79-74	295	6.57	25,631.00
William McGirt	T55	70-71-79-75	295	6.57	25,631.00
Lee Westwood	T55	69-75-75-76	295		25,631.00
Thomas Aiken	T58	71-71-75-79	296		25,026.00
Kevin Kisner	T58	74-70-76-76	296	6.00	25,026.00
Keegan Bradley	T60	72-73-75-77	297	5.32	24,301.00
Adam Hadwin	T60	68-74-75-80	297	5.32	24,301.00
Stephan Jaeger	T60	71-73-74-79	297		24,301.00
Yusaku Miyazato	T60	72-70-76-79	297		24,301.00
Kevin Dougherty	64	71-72-80-75	298		23,696.00
Daniel Summerhays	65	73-72-74-81	300	4.53	23,454.00
Talor Gooch	66	74-71-76-80	301		23,213.00
Tyler Light	67	73-72-78-80	303		22,971.00
Hao Tong Li	68	74-70-82-84	310		22,722.00

The following players did not finish
(C=cut, W=withdrew, D=disqualified, A=amateur)

C—146-Mason Andersen (A), Ross Fisher, Lucas Glover, Yuta Ikeda, Davis Love IV, Pat Perez, Richie Ramsay, Justin Rose, Kyle Thompson, Peter Uihlein, **147**-Byeong Hun An, Bradley Dredge, Maverick McNealy (A), Daniel Miernicki, Francesco Molinari, Ryan Palmer, C.T. Pan, Thomas Pieters, Charl Schwartzel, Adam Scott, Alex Smalley (A), Henrik Stenson, Chris Wood, **148**-Tyson Alexander, Bud Cauley, Roberto Diaz, Paul Dunne, Scott Gregory (A), Tyrrell Hatton, Dustin Johnson, Troy Merritt, Hideto Tanihara, Bubba Watson, **149**-Gregory Bourdy, Angel Cabrera, Max Greyserman, Shugo Imahira, Russell Knox, Graeme McDowell, Rory McIlroy, Joaquin Niemann (A), Sean O'Hair, Jon Rahm, Sam Ryder, Joel Stalter, Jeunghun Wang, **150**-Chris Crawford (A), Brad Dalke (A), Bryson DeChambeau, Brice Garnett, Chan Kim, Alex Noren, Wade Ormsby, Scott Piercy, J.T. Poston, Ted Potter, Jr., Andres Romero, Jimmy Walker, **151**-Oliver Bekker, George Coetzee, Jason Dufner, Ben Kohles, Matt Wallace, **152**-Roberto Castro, Corey Conners, Emiliano Grillo, Stewart Hagestad (A), Alexander Levy, Andy Pope, Sahith Theegala (A), Jhonattan Vegas, **153**-Derek Barron, Daniel Berger, Aaron Rai, Gene Sauers, **154**-Jason Day, Nick Flanagan, Scott Harvey (A), John Oda (A), Garrett Osborn, **156**-Brian Stuard, **157**-Daniel Chopra, Billy Horschel, Roman Robledo, **158**-Matthew Campbell, **159**-Wesley Bryan, **164**-Walker Lee (A). **W—81**-Danny Willett.

TOURNAMENT HISTORY

Year	Winner	Score	Runner-up	Score	Location	Par/Yards
U.S. OPEN						
1895	Horace Rawlins	173	Willie Dunn	175	Newport GC, Newport, RI	NA/NA
1896	James Foulis	152	Horace Rawlins	155	Shinnecock Hills GC, Southhampton, NY	NA/NA
1897	Joe Lloyd+++	162	Willie Anderson#	163	Chicago GC, Wheaton, IL	NA/NA
1898	Fred Herd	328	Alex Smith	335	Myopia Hunt Club, Hamilton, MA	NA/NA
1899	Willie Smith	315	George Low	326	Baltimore CC, Baltimore, MD	NA/NA
			Val Fitzjohn			
			W. H. Way			
1900	Harry Vardon	313	J.H. Taylor	315	Chicago GC, Wheaton, IL	NA/NA
1901	Willie Anderson*#	331	Alex Smith	331	Myopia Hunt Club, Hamilton, MA	NA/NA
1902	Laurie Auchterlonie	307	Stewart Gardner	313	Garden City GC, Garden City, NY	NA/NA
1903	Willie Anderson*	307	David Brown	307	Baltusrol GC (Lower), Springfield, NJ	NA/NA
1904	Willie Anderson	303	Gil Nichols	308	Glen View Club, Golf, IL	NA/NA
1905	Willie Anderson	314	Alex Smith	316	Myopia Hunt Club, Hamilton, MA	NA/NA
1906	Alex Smith	295	Willie Smith	302	Onwentsia Club, Lake Forest, IL	NA/NA
1907	Alex Ross	302	Gil Nichols	304	Philadelphia Cricket Club, Chestnut Hill, PA	NA/NA
1908	Fred McLeod*	322	Willie Smith	322	Myopia Hunt Club, Hamilton, MA	NA/NA
1909	George Sargent	290	Tom McNamara	294	Englewood GC, Englewood, NJ	NA/NA
1910	Alex Smith*	298	John McDermott	298	Philadelphia Cricket Club, PA	73/5,956
			Macdonald Smith			
1911	John McDermott*	307	Mike Brady	307	Chicago GC, Wheaton, IL	76/6,605
			George Simpson			
1912	John McDermott	294	Tom McNamara	296	CC of Buffalo, Buffalo, NY	74/6,326
1913	Francis Ouimet*#	304	Harry Vardon	304	The Country Club, Brookline, MA	74/6,245
			Edward Ray			
1914	Walter Hagen	290	Charles Evans, Jr.	291	Midlothian CC, Blue Island, IL	72/6,355

*KEY: * = Playoff +++ = Competition extended from 36 to 72 holes after 1897 # = Amateur*

U.S. Open

NOTES

After a 3-under opening nine in the final round of the U.S. Open, ***Brooks Koepka*** *three-putted the 10th hole for his fifth bogey of the week, and first on the back nine. With three consecutive birdies at holes 14, 15 and 16, and two closing pars, Koepka came from one back at the start of the day to seal a comfortable four-stroke victory over* ***Hideki Matsuyama*** *and* ***Brian Harman****. Koepka won his first major championship and second PGA TOUR title in his 80th PGA TOUR start at the age of 27 years, 1 month, 15 days.*

Brooks Koepka*'s 16-under 272 total tied* ***Rory McIlroy*** *(2011) for most strokes under par after 72 holes at a U.S. Open.*

Brooks Koepka *became the third player over the last 30 years to win the U.S. Open and shoot 67 or better in the final round.* ***Hale Irwin*** *and* ***Tiger Woods*** *shot 67 in the final round of the 1990 and 2000 U.S. Opens, respectively. Koepka hit 17 of 18 greens in the final round and led Greens in Regulation for the week with 62 of 72 (86.11%).*

*The 2017 U.S. Open marked the sixth time in the last 50 years the championship was won by a margin of four strokes or better: 1968 (****Lee Trevino****, four strokes), 1970 (****Tony Jacklin****, seven strokes), 2000 (****Tiger Woods****, 15 strokes), 2011 (****Rory McIlroy****, eight strokes), 2014, (****Martin Kaymer****, eight strokes) and 2017 (****Brooks Koepka****, four strokes).*

During the third round, ***Justin Thomas*** *became the fifth player in U.S. Open history to record a round of 63 in the championship, marking the 31st 63 recorded in major championship history. Thomas carded a 3-over 75 in the final round to finish T9.*

Hideki Matsuyama *closed with a 6-under 66 to finish T2 for his best finish in his fifth appearance at the U.S. Open.*

Brian Harman *shared the lead with three other players through 36 holes, and held the solo 54-hole lead before finishing T2 while seeking to become the first left-hander to win the U.S. Open, the only major championship without a left-handed winner.*

TOURNAMENT HISTORY

Year	Winner	Score	Runner-up	Score	Location	Par/Yards
1915	Jerome Travers#	297	Tom McNamara	298	Baltusrol GC (Lower), Springfield, NJ	74/6,212
1916	Charles Evans, Jr.#	286	Jock Hutchison	288	Minikahda Club, Minneapolis, MN	71/6,130
1917	No Tournament+					
1918	No Tournament+					
1919	Walter Hagen*	301	Mike Brady	301	Brae Burn CC, West Newton, MA	71/6,375
1920	Edward Ray	295	Harry Vardon	296	Inverness CC, Toledo, OH	72/6,569
			Jack Burke			
			Leo Diegel			
			Jock Hutchison			
1921	James M. Barnes	289	Walter Hagen	298	Columbia CC, Chevy Chase, MD	70/6,380
			Fred McLeod			
1922	Gene Sarazen#	288	John L. Black	289	Skokie CC, Glencoe, IL	70/6,563
			Robert T. Jones, Jr.#			
1923	Robert T. Jones, Jr.*#	296	Bobby Cruickshank	296	Inwood CC, Inwood, NY	72/6,532
1924	Cyril Walker#	297	Robert T. Jones, Jr.#	300	Oakland Hills CC (South), Birmingham, MI	72/6,880
1925	Willie Macfarlane*	291	Robert T. Jones, Jr.#	291	Worcester CC, Worcester, MA	71/6,430
1926	Robert T. Jones, Jr.#	293	Joe Turnesa	294	Scioto CC, Columbus, OH	72/6,675
1927	Tommy Armour*	301	Harry Cooper	301	Oakmont CC, Oakmont, PA	72/6,929
1928	Johnny Farrell*	294	Robert T. Jones, Jr.#	294	Olympia Fields CC, Matteson, IL	71/6,725
1929	Robert T. Jones, Jr.*#	294	Al Espinosa	294	Winged Foot GC (West), Mamaroneck, NY	72/6,786
1930	Robert T. Jones, Jr.#	287	Macdonald Smith	289	Interlachen CC, Hopkins, MN	72/6,672
1931	Billy Burke*	292	George Von Elm	292	Inverness Club, Toledo, OH	71/6,529
1932	Gene Sarazen	286	Phil Perkins	289	Fresh Meadow CC, Flushing, NY	70/6,815
			Bobby Cruickshank			
1933	Johnny Goodman#	287	Ralph Guldahl	288	North Shore CC, Glenview, IL	72/6,927
1934	Olin Dutra	293	Gene Sarazen	294	Merion Cricket Club, Ardmore, PA	70/6,694
1935	Sam Parks, Jr.	299	Jimmy Thomson	301	Oakmont CC, Oakmont, PA	72/6,981
1936	Tony Manero	282	Harry Cooper	284	Baltusrol GC (Upper), Springfield, NJ	72/6,866
1937	Ralph Guldahl	281	Sam Snead	283	Oakland Hills CC (South), Birmingham, MI	72/7,037
1938	Ralph Guldahl	284	Dick Metz	290	Cherry Hills CC, Englewood, CO	71/6,888
1939	Byron Nelson*	284	Craig Wood	284	Philadelphia CC, Gladwyne, PA	69/6,786
			Denny Shute			
1940	Lawson Little*	287	Gene Sarazen	287	Canterbury GC, Beachwood, OH	72/6,894
1941	Craig Wood	284	Denny Shute	287	Colonial CC, Fort Worth, TX	70/7,005
1942	No Tournament++					
1943	No Tournament++					
1944	No Tournament++					
1945	No Tournament++					
1946	Lloyd Mangrum*	284	Vic Ghezzi	284	Canterbury GC, Beachwood, OH	72/6,926
			Byron Nelson			
1947	Lew Worsham*	282	Sam Snead	282	St. Louis CC, Clayton, MO	71/6,532
1948	Ben Hogan	276	Jimmy Demaret	278	Riviera CC, Pacific Palisades, CA	71/7,020
1949	Cary Middlecoff	286	Sam Snead	287	Medinah CC, Medinah, IL	71/6,936
			Clayton Heafner			
1950	Ben Hogan*	287	Lloyd Mangrum	287	Merion GC, Ardmore, PA	70/6,694
			George Fazio			
1951	Ben Hogan	287	Clayton Heafner	289	Oakland Hills CC (South), Birmingham, MI	70/6,927
1952	Julius Boros	281	Ed Oliver	285	Northwood CC, Dallas, TX	70/6,782
1953	Ben Hogan	283	Sam Snead	289	Oakmont CC, Oakmont, PA	72/6,916
1954	Ed Furgol	284	Gene Littler	285	Baltusrol GC (Lower), Springfield, NJ	70/6,027
1955	Jack Fleck*	287	Ben Hogan	287	Olympic Club (Lake), San Francisco, CA	70/6,727
1956	Cary Middlecoff	281	Ben Hogan	282	Oak Hill CC, Rochester, NY	70/6,902
			Julius Boros			
1957	Dick Mayer*	282	Cary Middlecoff	282	Inverness Club, Toledo, OH	70/6,919
1958	Tommy Bolt	283	Gary Player	287	Southern Hills CC, Tulsa, OK	70/6,907
1959	Billy Casper	282	Bob Rosburg	283	Winged Foot GC (West), Mamaroneck, NY	70/6,873
1960	Arnold Palmer	280	Jack Nicklaus#	282	Cherry Hills CC, Englewood, CO	71/7,089
1961	Gene Littler	281	Bob Goalby	282	Oakland Hills CC, Birmingham, MI	70/6,927
			Doug Sanders			
1962	Jack Nicklaus*	283	Arnold Palmer	283	Oakmont CC, Oakmont PA	71/6,894
1963	Julius Boros*	293	Jacky Cupit	293	The Country Club, Brookline, MA	71/6,870
			Arnold Palmer			
1964	Ken Venturi	278	Tommy Jacobs	282	Congressional CC (Blue), Bethesda, MD	70/7,053
1965	Gary Player*	282	Kel Nagle	282	Bellerive CC, St Louis, MO	70/7,191
1966	Billy Casper*	278	Arnold Palmer	278	Olympic Club (Lake), San Francisco, CA	70/6,719
1967	Jack Nicklaus	275	Arnold Palmer	279	Baltusrol GC (Lower), Springfield, NJ	70/7,065
1968	Lee Trevino	275	Jack Nicklaus	279	Oak Hill CC, Rochester NY	70/6,962
1969	Orville Moody	281	Deane Beman	282	Champions GC, Houston, TX	70/6,967
			Al Geiberger			
			Bob Rosburg			
1970	Tony Jacklin	281	Dave Hill	288	Hazeltine National GC, Chaska, MN	72/7,151
1971	Lee Trevino*	280	Jack Nicklaus	280	Merion GC, Ardmore, PA	70/6,544
1972	Jack Nicklaus	290	Bruce Crampton	293	Pebble Beach GL, Pebble Beach, CA	72/6,815
1973	Johnny Miller	279	John Schlee	280	Oakmont CC, Oakmont, PA	71/6,921
1974	Hale Irwin	287	Forrest Fezler	289	Winged Foot GC (West), Mamaroneck, NY	70/6,961
1975	Lou Graham*	287	John Mahaffey	287	Medinah CC, Medinah, IL	71/7,032
1976	Jerry Pate	277	Tom Weiskopf	279	Atlanta Athletic Club, Duluth, GA	70/7,015
			Al Geiberger			

*KEY: * = Playoff + = World War I ++ = World War II # = Amateur*

U.S. Open

NOTES

Xander Schauffele *finished T5 while seeking to become the first player since* ***Francis Ouimet*** *in 1913 to win the U.S. Open in his first attempt. He was also looking to join Ouimet,* ***Ben Curtis*** *(2003/The Open Championship) and* ***Keegan Bradley*** *(2011/PGA Championship) as a title winner in his first major championship appearance.*

Bill Haas*, T5, made just four bogeys all week, the fewest of any player, and tied* ***Payne Stewart*** *(1991) and* ***Rory McIlroy*** *(2011), with four total holes over-par, the fewest total holes over-par at a U.S. Open since 1991.*

Rickie Fowler *was the first-round leader after a 7-under 65 and closed with even-par 72 to finish T5.*

When ***Patrick Reed*** *posted a 65 in the third round, it marked the first time in U.S. Open history that four players had shot 7-under 65 or better in a single U.S. Open.* ***Justin Thomas*** *joined the list with his record 9-under 63 late in round three:* ***Rickie Fowler*** *(65/R1),* ***Chez Reavie*** *(65/R2),* ***Hideki Matsuyama*** *(65/R2),* ***Hideki Matsuyama*** *(65/R2) and* ***Patrick Reed*** *(65/R3).*

In the opening round, Canada's ***Adam Hadwin*** *birdied six consecutive holes (holes 18-5) to equal the most consecutive birdies in U.S. Open history, matching* ***George Burns*** *(1982, holes 2-7) and* ***Andy Dillard*** *(1992, holes 1-6), who both recorded six-in-a-row at Pebble Beach.*

*For the first time since 1986 when the ranking began, the top three players in the Official World Golf Ranking (****Dustin Johnson****,* ***Rory McIlroy****,* ***Jason Day****) missed the cut in the same major championship.*

Six-time U.S. Open runner-up ***Phil Mickelson*** *withdrew before his opening-round tee time because of a previously-scheduled family commitment. Mickelson was replaced in the field by* ***Roberto Diaz****, of Mexico, who missed the cut.*

Tournament Record:
268, Rory McIlroy (2011)

18-Hole Record:
63, Johnny Miller (1973) (Oakmont CC),Tom Weiskopf (1980) (Baltusrol GC), Jack Nicklaus (1980) (Baltusrol GC), Vijay Singh (2003) (Olympia Fields CC), Justin Thomas (2016-17) (Erin Hills)

TOURNAMENT HISTORY

Year	Winner	Score	Runner-up	Score	Location
1977	Hubert Green	278	Lou Graham	279	Southern Hills CC, Tulsa, OK	70/6,873
1978	Andy North	285	Dave Stockton J.C. Snead	286	Cherry Hills CC, Englewood, CO	71/7,083
1979	Hale Irwin	284	Gary Player Jerry Pate	286	Inverness Club, Toledo, OH	71/6,982
1980	Jack Nicklaus	272	Isao Aoki	274	Baltusrol GC (Lower), Springfield, NJ	70/7,076
1981	David Graham	273	George Burns Bill Rogers	276	Merion GC, Ardmore, PA	70/6,544
1982	Tom Watson	282	Jack Nicklaus	284	Pebble Beach GL, Pebble Beach, CA	72/6,815
1983	Larry Nelson	280	Tom Watson	281	Oakmont CC, Oakmont, PA	71/6,972
1984	Fuzzy Zoeller*	276	Greg Norman	276	Winged Foot GC (West), Mamaroneck, NY	70/6,930
1985	Andy North	279	Dave Barr Tze-Chung Chen Denis Watson	280	Oakland Hills CC (South), Birmingham, MI	70/6,996
1986	Raymond Floyd	279	Lanny Wadkins Chip Beck	281	Shinnecock Hills GC, Southampton, NY	70/6,912
1987	Scott Simpson	277	Tom Watson	278	Olympic Club (Lake), San Francisco, CA	70/6,714
1988	Curtis Strange*	278	Nick Faldo	278	The Country Club, Brookline, MA	71/7,010
1989	Curtis Strange	278	Chip Beck Mark McCumber Ian Woosnam	279	Oak Hill CC, Rochester, NY	70/6,902
1990	Hale Irwin*	280	Mike Donald	280	Medinah CC, Medinah, IL	70/6,996
1991	Payne Stewart*	282	Scott Simpson	282	Hazeltine National GC, Chaska, MN	72/7,149
1992	Tom Kite	285	Jeff Sluman	287	Pebble Beach GL, Pebble Beach, CA	72/6,809
1993	Lee Janzen	272	Payne Stewart	274	Baltusrol GC (Lower), Springfield, NJ	70/7,152
1994	Ernie Els*	279	Loren Roberts Colin Montgomerie	279	Oakmont CC, Oakmont, PA	71/6,946
1995	Corey Pavin	280	Greg Norman	282	Shinnecock Hills GC, Southampton, NY	70/6,944
1996	Steve Jones	278	Tom Lehman Davis Love III	279	Oakland Hills CC (South), Bloomfield Hills, MI	70/6,974
1997	Ernie Els	276	Colin Montgomerie	277	Congressional CC (Blue), Bethesda, MD	70/7,213
1998	Lee Janzen	280	Payne Stewart	281	Olympic Club (Lake), San Francisco, CA	70/6,797
1999	Payne Stewart	279	Phil Mickelson	280	Pinehurst Resort (No. 2), Pinehurst, NC	70/7,175
2000	Tiger Woods	272	Ernie Els Miguel A. Jimenez	287	Pebble Beach GL, Pebble Beach, CA	71/6,846
2001	Retief Goosen*	276	Mark Brooks	276	Southern Hills CC, Tulsa, OK	70/6,973
2002	Tiger Woods	277	Phil Mickelson	280	Bethpage State Park (Black), Farmingdale, NY	70/7,214
2003	Jim Furyk	272	Stephen Leaney	275	Olympia Fields CC, Olympia Fields, IL	70/7,190
2004	Retief Goosen	276	Phil Mickelson	278	Shinnecock Hills GC, Southampton, NY	70/6,996
2005	Michael Campbell	280	Tiger Woods	282	Pinehurst Resort (No. 2), Pinehurst, NC	70/7,214
2006	Geoff Ogilvy	285	Jim Furyk Phil Mickelson Colin Montgomerie	286	Winged Foot GC (West), Mamaroneck, NY	70/7,264
2007	Angel Cabrera	285	Jim Furyk Tiger Woods	286	Oakmont CC, Oakmont, PA	70/7,230
2008	Tiger Woods*	283	Rocco Mediate	283	Torrey Pines GC (South), La Jolla, CA	71/7,643
2009	Lucas Glover	276	Ricky Barnes David Duval Phil Mickelson	278	Bethpage State Park (Black), Farmingdale, NY	70/7,426
2010	Graeme McDowell	284	Gregory Havret	285	Pebble Beach GL, Pebble Beach, CA	71/7,040
2011	Rory McIlroy	268	Jason Day	276	Congressional CC (Blue), Bethesda, MD	71/7,574
2012	Webb Simpson	281	Graeme McDowell Michael Thompson	282	Olympic Club (Lake), San Francisco, CA	70/7,170
2013	Justin Rose	281	Jason Day Phil Mickelson	283	Merion GC, Ardmore, PA	70/6,996
2013-14	Martin Kaymer	271	Erik Compton Rickie Fowler	279	Pinehurst Resort (No. 2), Pinehurst, NC	70/7,546
2014-15	Jordan Spieth	275	Dustin Johnson Louis Oosthuizen	276	Chambers Bay GC, University Place, WA	70/7,710 70/7,593
2015-16	Dustin Johnson	276	Jim Furyk Shane Lowry Scott Piercy	279	Oakmont CC, Oakmont, PA	70/7,219
2016-17	Brooks Koepka	272	Brian Harman Hideki Matsuyama	276	Erin Hills, Erin, WI	72/7,741

*KEY: * = Playoff*

Travelers Championship

[The 33rd of 43 events in the PGA TOUR Season]

TRAVELERS CHAMPIONSHIP

SPIETH



Winner: JORDAN SPIETH
FedExCup Points: 500 $1,224,000
63-69-66-70 268 (-12)

Cromwell, CT **June 19-25, 2017** **FedExCup Points: 500 (first)** **Purse: $6,800,000**
TPC River Highlands **Par/Yards: 35-35—70/6,841**

LEADERS

First Round		Second Round		Third Round	
Jordan Spieth	63 (-7)	Jordan Spieth	132 (-8)	Jordan Spieth	198 (-12)
Brett Stegmaier	64 (-6)	Troy Merritt	133 (-7)	Boo Weekley	199 (-11)
Johnson Wagner	64 (-6)	Patrick Reed	133 (-7)	Daniel Berger	201 (-9)
Graham DeLaet	65 (-5)	Wesley Bryan	134 (-6)	Paul Casey	202 (-8)
Troy Merritt	65 (-5)	Chase Seiffert	134 (-6)	David Lingmerth	202 (-8)
		Daniel Summerhays	134 (-6)	C.T. Pan	202 (-8)
		Boo Weekley	134 (-6)		

CUT: 36 HOLES: 85 players at even-par 140 from a field of 156 professionals. 54 HOLES: 74 players at 1-over 211.

WEATHER: Thursday: There was a 15-minute fog delay at the start of the first round, pushing the first tee time to 7:15 a.m. Sunny. High of 82. Wind SSE 6-12 mph. **Friday:** Sunny. High of 85. Wind SSW 10-15 mph. Due to anticipated weather on Saturday, third-round tee times ran 7-9 a.m. in threesomes off both tees. **Saturday:** Mostly cloudy with light precipitation. High of 85. Wind WSW 10-15 mph. **Sunday:** Sunny. High of 87. Wind WNW at 10-15 mph.

ORDER OF FINISH

Won with a birdie-3 on the first playoff hole.

Player	Finish	Scores	Total	FedExCup Points	Money
Jordan Spieth	1	63-69-66-70	268	500.00	$1,224,000.00
Daniel Berger	2	68-67-66-67	268	300.00	734,400.00
Charley Hoffman	T3	69-67-68-66	270	162.50	394,400.00
Danny Lee	T3	68-67-68-67	270	162.50	394,400.00
Paul Casey	T5	68-68-66-69	271	100.00	248,200.00
Patrick Reed	T5	67-66-72-66	271	100.00	248,200.00
Boo Weekley	T5	66-68-65-72	271	100.00	248,200.00
Keegan Bradley	T8	67-70-66-69	272	72.50	176,800.00
David Hearn	T8	67-70-66-69	272	72.50	176,800.00
Troy Merritt	T8	65-68-73-66	272	72.50	176,800.00
C.T. Pan	T8	70-68-64-70	272	72.50	176,800.00
Webb Simpson	T8	70-68-66-68	272	72.50	176,800.00
Kevin Streelman	T8	69-70-69-64	272	72.50	176,800.00
Xander Schauffele	T14	66-70-70-67	273	55.00	122,400.00
Brandt Snedeker	T14	70-67-72-64	273	55.00	122,400.00
Brendan Steele	T14	68-68-69-68	273	55.00	122,400.00
Rory McIlroy	T17	67-73-70-64	274	43.05	83,111.12
Tony Finau	T17	70-67-70-67	274	43.05	83,111.11
Padraig Harrington	T17	66-69-71-68	274	43.05	83,111.11
Mac Hughes	T17	67-70-71-66	274	43.05	83,111.11
Anirban Lahiri	T17	73-63-71-67	274	43.05	83,111.11
Rick Lamb	T17	69-69-68-68	274	43.05	83,111.11
Marc Leishman	T17	69-68-68-69	274	43.05	83,111.11
Will MacKenzie	T17	69-68-70-67	274	43.05	83,111.11
Hunter Mahan	T17	68-71-68-67	274	43.05	83,111.11
Bryson DeChambeau	T26	67-72-66-70	275	28.00	46,277.78
Graham DeLaet	T26	65-70-72-68	275	28.00	$46,277.78
Jim Furyk	T26	67-68-72-68	275	28.00	46,277.78
Morgan Hoffmann	T26	67-70-69-69	275	28.00	46,277.78
Bryce Molder	T26	70-70-66-69	275	28.00	46,277.78
Grayson Murray	T26	69-71-67-68	275	28.00	46,277.78
Brett Stegmaier	T26	64-72-71-68	275	28.00	46,277.78
Jason Kokrak	T26	71-67-66-71	275	28.00	46,277.77
David Lingmerth	T26	67-70-65-73	275	28.00	46,277.77
Ricky Barnes	T35	70-70-68-68	276	17.50	31,407.50
Ryan Brehm	T35	68-68-69-71	276	17.50	31,407.50
Bud Cauley	T35	70-68-70-68	276	17.50	31,407.50
Matt Every	T35	66-72-69-69	276	17.50	31,407.50
Brian Harman	T35	66-70-69-71	276	17.50	31,407.50
Tom Hoge	T35	66-72-71-67	276	17.50	31,407.50
Smylie Kaufman	T35	68-67-72-69	276	17.50	31,407.50
Patrick Rodgers	T35	70-65-69-72	276	17.50	31,407.50
Brad Fritsch	T43	70-67-72-68	277	9.90	19,869.60
Emiliano Grillo	T43	69-70-71-67	277	9.90	19,869.60
Mark Hubbard	T43	66-73-69-69	277	9.90	19,869.60
William McGirt	T43	68-70-71-68	277	9.90	19,869.60
Chez Reavie	T43	69-66-69-73	277	9.90	19,869.60
Chase Seiffert	T43	68-66-72-71	277		19,869.60
Daniel Summerhays	T43	66-68-73-70	277	9.90	19,869.60
Kevin Tway	T43	73-67-71-66	277	9.90	19,869.60
Johnson Wagner	T43	64-72-71-70	277	9.90	19,869.60
Tim Wilkinson	T43	72-66-72-67	277	9.90	19,869.60
Fabian Gomez	T53	66-70-72-70	278	6.32	15,742.00
Beau Hossler	T53	66-69-72-71	278		15,742.00
Patton Kizzire	T53	73-67-68-70	278	6.32	15,742.00
Ryan Palmer	T53	69-71-68-70	278	6.32	15,742.00
Adam Hadwin	T57	70-70-68-71	279	5.20	$15,096.00
Kevin Na	T57	66-71-72-70	279	5.20	15,096.00
Kyle Stanley	T57	70-67-74-68	279	5.20	15,096.00
Robert Streb	T57	67-73-71-68	279	5.20	15,096.00
Vaughn Taylor	T57	68-69-72-70	279	5.20	15,096.00
Jonas Blixt	T62	71-67-73-69	280	4.30	14,484.00
Joel Dahmen	T62	69-71-71-69	280	4.30	14,484.00
Retief Goosen	T62	70-69-71-70	280	4.30	14,484.00
Russell Knox	T62	69-70-68-73	280	4.30	14,484.00
Byeong Hun An	T66	67-72-69-73	281	3.60	14,008.00
Greg Chalmers	T66	69-68-74-70	281	3.60	14,008.00
Hudson Swafford	T66	66-71-74-70	281	3.60	14,008.00
J.J. Henry	T69	68-71-71-72	282	2.97	13,532.00
Michael Kim	T69	67-72-70-73	282	2.97	13,532.00
Geoff Ogilvy	T69	73-65-73-71	282	2.97	13,532.00
Rod Pampling	T69	67-72-71-72	282	2.97	13,532.00
Nick Watney	73	69-69-72-73	283	2.70	13,192.00
Wesley Bryan	74	67-67-75-76	285	2.60	13,056.00
Julian Etulain	T75	71-68-73	212	2.25	12,580.00
Sung Kang	T75	70-70-72	212	2.25	12,580.00
Jamie Lovemark	T75	72-68-72	212	2.25	12,580.00
Peter Malnati	T75	72-68-72	212	2.25	12,580.00
Sebastian Munoz	T75	67-70-75	212	2.25	12,580.00
Cameron Percy	T75	67-73-72	212	2.25	12,580.00
K.J. Choi	T81	69-71-73	213	1.85	12,036.00
Spencer Levin	T81	68-72-73	213	1.85	12,036.00
Steve Wheatcroft	83	67-72-75	214	1.70	11,832.00
Alex Cejka	84	69-70-76	215	1.60	11,696.00
Scott Piercy	85	66-74-81	221	1.50	11,560.00

The following players did not finish
(C=cut, W=withdrew, D=disqualified)

C—141-Mark Anderson, Luke Donald, Robert Garrigus, Andres Gonzales, Kelly Kraft, Trey Mullinax, **142**-Chad Collins, Jason Day, Harris English, Gonzalo Fdez-Castano, Brandon Hagy, Jim Herman, Billy Hurley III, Martin Laird, Seung-Yul Noh, John Peterson, Tag Ridings, Vijay Singh, Tyrone Van Aswegen, Harold Varner III, Bubba Watson, **143**-Chad Campbell, Miguel Angel Carballo, Brett Coletta, Ken Duke, Lucas Glover, Cody Gribble, John Huh, Troy Kelly, Whee Kim, Seamus Power, Kyle Reifers, Scott Stallings, Zack Sucher, **144**-Brian Campbell, Brian Gay, Zach Johnson, J.T. Poston, Jhonattan Vegas, **145**-Ryan Armour, Derek Fathauer, Martin Flores, Rory Sabbatini, Justin Thomas, Bobby Wyatt, **146**-Dominic Bozzelli, Nick Taylor, Zach Zaback, **147**-Steven Alker, Ben Crane, Jonathan Randolph, Shawn Stefani, Michael Thompson, **148**-Ryan Blaum, Neil Johnson, Nicholas Lindheim, Richy Werenski, **149**-Zac Blair, Ryan Ruffels, Brian Stuard, **150**-Jason Bohn, Andrew Loupe, **151**-Carl Pettersson, Mark Wilson, **152**-Wyndham Clark, Bobby Gates, **156**-Billy Downes, **159**-Brett Drewitt. **W—77**-Charlie Beljan, **74**-Bob Estes, **71**-Stuart Appleby.

TOURNAMENT HISTORY

Year	Winner	Score	Runner-up	Score	Location	Par/Yards
INSURANCE CITY OPEN						
1952	Ted Kroll	273	Lawson Little	277	Wethersfield CC, Wethersfield, CT	71/6,568
			Skee Riegel			
			Earl Stewart, Jr.			
1953	Bob Toski	269	Jim Ferrier	270	Wethersfield CC, Wethersfield, CT	71/6,568
1954	Tommy Bolt*	271	Earl Stewart, Jr.	271	Wethersfield CC, Wethersfield, CT	71/6,568
1955	Sam Snead	269	Fred Hawkins	276	Wethersfield CC, Wethersfield, CT	71/6,568
			Mike Souchak			
1956	Arnold Palmer*	274	Ted Kroll	274	Wethersfield CC, Wethersfield, CT	71/6,568
1957	Gardner Dickinson	272	George Bayer	274	Wethersfield CC, Wethersfield, CT	71/6,568
1958	Jack Burke, Jr.	268	Dow Finsterwald	271	Wethersfield CC, Wethersfield, CT	71/6,568
			Art Wall			
1959	Gene Littler	272	Tom Nieporte	273	Wethersfield CC, Wethersfield, CT	71/6,568
1960	Arnold Palmer*	270	Bill Collins	270	Wethersfield CC, Wethersfield, CT	71/6,568
			Jack Fleck			
1961	Billy Maxwell*	271	Ted Kroll	271	Wethersfield CC, Wethersfield, CT	71/6,568
1962	Bob Goalby*	271	Art Wall	271	Wethersfield CC, Wethersfield, CT	71/6,568
1963	Billy Casper	271	George Bayer	272	Wethersfield CC, Wethersfield, CT	71/6,568
1964	Ken Venturi	273	Al Besselink	274	Wethersfield CC, Wethersfield, CT	71/6,568
			Paul Bondeson			
			Sam Carmichael			
			Jim Grant			
1965	Billy Casper*	274	Johnny Pott	274	Wethersfield CC, Wethersfield, CT	71/6,568
1966	Art Wall	266	Wes Ellis	268	Wethersfield CC, Wethersfield, CT	71/6,568

*KEY: * = Playoff*

Travelers Championship

TRAVELERS CHAMPIONSHIP

NOTES

*Beginning the final round with a one-stroke lead over **Boo Weekley** at 12-under 198, **Jordan Spieth**'s even-par 70, coupled with **Daniel Berger**'s 3-under 67, resulted in sudden death between the two at 12-under 268. On the first extra hole, the par-4 18th, Spieth holed a green-side bunker shot for birdie. With Berger unable to match Spieth's birdie, Spieth emerged victorious in his first Travelers Championship start.*

*With the win, **Jordan Spieth** collected his 10th career PGA TOUR title in his 120th start at the age of 23 years, 10 months, 29 days. Spieth joined **Tiger Woods** as the only players in the modern era with 10 PGA TOUR wins by the age of 24. Woods had 15 before he turned 24.*

*Tied with **Daniel Berger** at 11-under in the final round, **Jordan Spieth** pulled his tee shot left of the green at the drivable par-4 15th, near the water hazard. He managed to get up and down, sinking a putt for birdie from 16' 2" to regain the outright lead.*

*After holding the solo-lead after each round, **Jordan Spieth** became the third wire-to-wire winner at the Travelers Championship (**Gene Littler** in 1959 and **Tim Norris** in 1982), and first to do so at TPC River Highlands. This also marked the second time Spieth won wire-to-wire on the PGA TOUR (2015 Masters Tournament).*

*The 2017 Travelers Championship marked **Jordan Spieth**'s 13th 54-hole lead/co-lead in 120 starts on the PGA TOUR and the eighth time he held on for victory.*

***Jordan Spieth**'s win at the 2017 Travelers Championship marked the first time he won a tournament in his first start. He became just the fourth player to win the Travelers Championship in his first start; **Ted Kroll**/1952 (first year of event), **Sam Snead**/1955 and **Phil Blackmar**/1985.*

Tournament Record:
258, Kenny Perry (2009)
Current Course Record:
58, Jim Furyk (2015-16)

TOURNAMENT HISTORY

Year	Winner	Score	Runner-up	Score	Location	Par/Yards
GREATER HARTFORD OPEN INVITATIONAL						
1967	Charlie Sifford	272	Steve Oppermann	273	Wethersfield CC, Wethersfield, CT	71/6,568
1968	Billy Casper	266	Bruce Crampton	269	Wethersfield CC, Wethersfield, CT	71/6,568
1969	Bob Lunn*	268	Dave Hill	268	Wethersfield CC, Wethersfield, CT	71/6,568
1970	Bob Murphy	267	Paul Harney	271	Wethersfield CC, Wethersfield, CT	71/6,568
1971	George Archer*	268	Lou Graham	268	Wethersfield CC, Wethersfield, CT	71/6,568
			J.C. Snead			
1972	Lee Trevino*	269	Lee Elder	269	Wethersfield CC, Wethersfield, CT	71/6,568
SAMMY DAVIS, JR.-GREATER HARTFORD OPEN						
1973	Billy Casper	264	Bruce Devlin	265	Wethersfield CC, Wethersfield, CT	71/6,568
1974	Dave Stockton	268	Raymond Floyd	272	Wethersfield CC, Wethersfield, CT	71/6,568
1975	Don Bies*	267	Hubert Green	267	Wethersfield CC, Wethersfield, CT	71/6,568
1976	Rik Massengale	266	Al Geiberger	268	Wethersfield CC, Wethersfield, CT	71/6,568
			J.C. Snead			
1977	Bill Kratzert	265	Grier Jones	268	Wethersfield CC, Wethersfield, CT	71/6,568
			Larry Nelson			
1978	Rod Funseth	264	Dale Douglass	268	Wethersfield CC, Wethersfield, CT	71/6,568
			Lee Elder			
			Bill Kratzert			
1979	Jerry McGee	267	Jack Renner	268	Wethersfield CC, Wethersfield, CT	71/6,568
1980	Howard Twitty*	266	Jim Simons	266	Wethersfield CC, Wethersfield, CT	71/6,568
1981	Hubert Green	264	Bobby Clampett	265	Wethersfield CC, Wethersfield, CT	71/6,568
			Fred Couples			
			Roger Maltbie			
1982	Tim Norris	259	Raymond Floyd	265	Wethersfield CC, Wethersfield, CT	71/6,568
			Hubert Green			
1983	Curtis Strange	268	Jay Haas	269	Wethersfield CC, Wethersfield, CT	71/6,568
			Jack Renner			
1984	Peter Jacobsen	269	Mark O'Meara	271	TPC Connecticut, Cromwell, CT	71/6,786
CANON SAMMY DAVIS, JR.-GREATER HARTFORD OPEN						
1985	Phil Blackmar*	271	Jodie Mudd	271	TPC Connecticut, Cromwell, CT	71/6,786
			Dan Pohl			
1986	Mac O'Grady*	269	Roger Maltbie	269	TPC Connecticut, Cromwell, CT	71/6,786
1987	Paul Azinger	269	Dan Forsman	270	TPC Connecticut, Cromwell, CT	71/6,786
			Wayne Levi			
1988	Mark Brooks*	269	Dave Barr	269	TPC Connecticut, Cromwell, CT	71/6,786
			Joey Sindelar			
CANON GREATER HARTFORD OPEN						
1989	Paul Azinger	267	Wayne Levi	268	TPC Connecticut, Cromwell, CT	71/6,786
1990	Wayne Levi	267	Mark Calcavecchia	269	TPC Connecticut, Cromwell, CT	70/6,531
			Brad Fabel			
			Rocco Mediate			
			Chris Perry			
1991	Billy Ray Brown*	271	Rick Fehr	271	TPC River Highlands, Cromwell, CT	70/6,820
			Corey Pavin			
1992	Lanny Wadkins	274	Dan Forsman	276	TPC River Highlands, Cromwell, CT	70/6,820
			Donnie Hammond			
			Nick Price			
1993	Nick Price	271	Dan Forsman	272	TPC River Highlands, Cromwell, CT	70/6,820
			Roger Maltbie			
1994	David Frost	268	Greg Norman	269	TPC River Highlands, Cromwell, CT	70/6,820
1995	Greg Norman	267	Dave Stockton, Jr.	269	TPC River Highlands, Cromwell, CT	70/6,820
			Kirk Triplett			
			Grant Waite			
1996	D.A. Weibring	270	Tom Kite	274	TPC River Highlands, Cromwell, CT	70/6,820
1997	Stewart Cink	267	Tom Byrum	268	TPC River Highlands, Cromwell, CT	70/6,820
			Brandel Chamblee			
			Jeff Maggert			
1998	Olin Browne*	266	Stewart Cink	266	TPC River Highlands, Cromwell, CT	70/6,820
			Larry Mize			
1999	Brent Geiberger	262	Skip Kendall	265	TPC River Highlands, Cromwell, CT	70/6,820
2000	Notah Begay III	260	Mark Calcavechia	261	TPC River Highlands, Cromwell, CT	70/6,820
2001	Phil Mickelson	264	Billy Andrade	265	TPC River Highlands, Cromwell, CT	70/6,820
2002	Phil Mickelson	266	Jonathan Kaye	267	TPC River Highlands, Cromwell, CT	70/6,820
			Davis Love III			
GREATER HARTFORD OPEN						
2003	Peter Jacobsen	266	Chris Riley	268	TPC River Highlands, Cromwell, CT	70/6,820
BUICK CHAMPIONSHIP						
2004	Woody Austin*	270	Tim Herron	270	TPC River Highlands, Cromwell, CT	70/6,820
2005	Brad Faxon*	266	Tjaart van der Walt	266	TPC River Highlands, Cromwell, CT	70/6,820
2006	J.J. Henry	266	Hunter Mahan	269	TPC River Highlands, Cromwell, CT	70/6,820
			Ryan Moore			

*KEY: * = Playoff*

Travelers Championship

TRAVELERS CHAMPIONSHIP

NOTES

*With the loss, **Daniel Berger** moved to 0-2 in playoffs having previously been defeated by **Padraig Harrington** at the 2015 Honda Classic.*

*Beginning the final round in third place alone, **Daniel Berger** was in familiar territory in his second start at TPC River Highlands. In 2016, he was the 54-hole leader, leading by three over eventual-winner **Russell Knox**. Berger shot a 4-over 74 in the final round to finish T5.*

*After going eagle-birdie-birdie on Nos. 13-15 to take the outright lead in round three, **Charley Hoffman** closed double-bogey-bogey, playing his last three holes 4-over for a 2-under 68. Beginning the final round six strokes back at 6-under 204, Hoffman fired a bogey-free, 4-under 66 Sunday to finish T3 at 10-under 270.*

*In his sixth consecutive start at the Travelers Championship, **Patrick Reed** posted rounds of 67-66-72-66—271 (-9) to finish T5. En route to his final-round 4-under 66, Reed hit a perfect 14 of 14 fairways and was 44 of 56 for the week (T2).*

*In his first start in the Travelers Championship, **Rory McIlroy** followed rounds of 67-73-70 with a 6-under 64 in the final round. His lone bogey of the day, also his only missed green in regulation, came at the 72nd hole. When he teed off at 8:51 a.m., he was T60. McIlroy finished T17.*

*After rounds of 68-66-72-71—277 (-3), Monday-qualifier **Chase Seiffert** finished T43.*

***Grayson Murray** aced the 8th hole in the final round from 177 yards, using an 8-iron. It marked his first career hole-in-one and was the ninth ace at the eighth hole in tournament history.*

TOURNAMENT HISTORY

Year	Winner	Score	Runner-up	Score	Location	Par/Yards
TRAVELERS CHAMPIONSHIP						
2007	Hunter Mahan*	265	Jay Williamson	265	TPC River Highlands, Cromwell, CT	70/6,820
2008	Stewart Cink	262	Tommy Armour III Hunter Mahan	263	TPC River Highlands, Cromwell, CT	70/6,877
2009	Kenny Perry	258	Paul Goydos David Toms	261	TPC River Highlands, Cromwell, CT	70/6,837
2010	Bubba Watson*	266	Corey Pavin Scott Verplank	266	TPC River Highlands, Cromwell, CT	70/6,841
2011	Freddie Jacobson	260	Ryan Moore John Rollins	261	TPC River Highlands, Cromwell, CT	70/6,841
2012	Marc Leishman	266	Charley Hoffman Bubba Watson	267	TPC River Highlands, Cromwell, CT	70/6,841
2013	Ken Duke*	268	Chris Stroud	268	TPC River Highlands, Cromwell, CT	70/6,854
2013-14	Kevin Streelman	265	K.J. Choi Sergio Garcia	266	TPC River Highlands, Cromwell, CT	70/6,841
2014-15	Bubba Watson*	264	Paul Casey	264	TPC River Highlands, Cromwell, CT	70/6,841
2015-16	Russell Knox	266	Jerry Kelly	267	TPC River Highlands, Cromwell, CT	70/6,841
2016-17	Jordan Spieth*	268	Daniel Berger	268	TPC River Highlands, Cromwell, CT	70/6,841

*KEY: * = Playoff*

Jordan Spieth and his caddie celebrate after holing a bunker shot in the playoff to win the Travelers Championship.

Quicken Loans National

[The 34th of 43 events in the PGA TOUR Season]

Winner: KYLE STANLEY
FedExCup Points: 500 $1,278,000
70-70-67-66 273 (-7)

Potomac, MD **June 26-July 2, 2017** **FedExCup Points: 500 (first)** **Purse: $7,100,000**
TPC Potomac at Avenel Farm **Par/Yards: 35-35—70/7,107**

LEADERS

First Round	
David Lingmerth	65 (-5)
Sung Kang	66 (-4)
Marc Leishman	66 (-4)
Troy Merritt	66 (-4)
Daniel Summerhays	66 (-4)
Nick Taylor	66 (-4)
Johnson Wagner	66 (-4)
Kyle Stanley	70 (E)

Second Round	
David Lingmerth	130 (-10)
Geoff Ogilvy	132 (-8)
Daniel Summerhays	134 (-6)
Arjun Atwal	135 (-5)
Sung Kang	135 (-5)
Kyle Stanley	140 (E)

Third Round	
David Lingmerth	203 (-7)
Daniel Summerhays	204 (-6)
Spencer Levin	205 (-5)
Sung Kang	206 (-4)
Curtis Luck	206 (-4)
Geoff Ogilvy	206 (-4)
Kyle Stanley	207 (-3)

CUT: 74 players at 4-over 144 from a field of 120 professionals.

WEATHER: **Thursday:** Partly cloudy with a high of 90. Wind S 10-20 mph. **Friday:** Partly cloudy with a high of 92. Wind SSW 10-20 mph. **Saturday:** Partly cloudy with a high of 91. Wind SSW 10-18 mph. Play was suspended due to a dangerous weather situation at 2:57 p.m., with 36 players left on the golf course. Play resumed at 4:28 p.m. for an overall delay of one hour and 31 minutes. **Sunday:** Mostly sunny. High of 93. Wind WSW 6-12 mph. Play was suspended for five minutes due to heavy rain from 5:33 p.m. to 5:38 p.m.

ORDER OF FINISH

Won with a par-4 on the first playoff hole.

Player	Finish	Scores	Total	FedExCup Points	Money
Kyle Stanley	1	70-70-67-66	273	500.00	$1,278,000.00
Charles Howell III	2	71-69-67-66	273	300.00	766,800.00
Rickie Fowler	T3	70-72-68-65	275	162.50	411,800.00
Martin Laird	T3	67-72-69-67	275	162.50	411,800.00
Keegan Bradley	T5	71-68-70-67	276	84.37	216,993.75
Sung Kang	T5	66-69-71-70	276	84.37	216,993.75
Marc Leishman	T5	66-72-72-66	276	84.37	216,993.75
Spencer Levin	T5	70-70-65-71	276	84.37	216,993.75
David Lingmerth	T5	65-65-73-73	276	84.37	216,993.75
Curtis Luck	T5	68-71-67-70	276		216,993.75
Ben Martin	T5	68-73-70-65	276	84.37	216,993.75
Johnson Wagner	T5	66-71-71-68	276	84.37	216,993.75
Jason Gore	T13	69-74-67-67	277	56.25	133,125.00
Bill Haas	T13	69-70-71-67	277	56.25	133,125.00
Geoff Ogilvy	T13	67-65-74-71	277	56.25	133,125.00
Nick Watney	T13	72-70-71-64	277	56.25	133,125.00
Ricky Barnes	T17	68-68-73-69	278	47.00	99,400.00
Bryson DeChambeau	T17	67-71-74-66	278	47.00	99,400.00
Patrick Reed	T17	67-72-72-67	278	47.00	99,400.00
Kevin Streelman	T17	68-72-69-69	278	47.00	99,400.00
Daniel Summerhays	T17	66-68-70-74	278	47.00	99,400.00
Harris English	T22	70-67-72-70	279	38.12	71,000.00
Danny Lee	T22	70-68-72-69	279	38.12	$71,000.00
Kevin Na	T22	75-69-68-67	279	38.12	71,000.00
Patrick Rodgers	T22	71-73-66-69	279	38.12	71,000.00
Billy Horschel	T26	70-73-70-67	280	32.50	54,670.00
Jason Kokrak	T26	72-68-71-69	280	32.50	54,670.00
Tyrone Van Aswegen	T26	72-66-74-68	280	32.50	54,670.00
Zac Blair	T29	67-74-69-71	281	25.75	45,144.17
Tony Finau	T29	69-75-69-68	281	25.75	45,144.17
Robert Garrigus	T29	71-71-69-70	281	25.75	45,144.17
Jonathan Randolph	T29	70-73-70-68	281	25.75	45,144.17
Byeong Hun An	T29	70-74-66-71	281	25.75	45,144.16
Nick Taylor	T29	66-70-73-72	281	25.75	45,144.16
Michael Kim	T35	69-69-71-73	282	20.00	36,565.00
Andrew Loupe	T35	70-69-69-74	282	20.00	36,565.00
Xander Schauffele	T35	71-73-70-68	282	20.00	36,565.00
Ben Crane	T38	73-70-72-68	283	16.00	30,530.00
Matt Jones	T38	68-74-71-70	283	16.00	30,530.00
Peter Malnati	T38	72-67-72-72	283	16.00	30,530.00
Seamus Power	T38	72-69-69-73	283	16.00	30,530.00
Scott Stallings	T38	72-71-70-70	283	16.00	30,530.00
Brian Gay	T43	70-71-69-74	284	12.00	24,850.00
Lucas Glover	T43	68-76-72-68	284	12.00	24,850.00
Kelly Kraft	T43	71-71-73-69	284	12.00	24,850.00
Wesley Bryan	T46	75-68-71-71	285	9.50	19,681.20
James Hahn	T46	67-73-73-72	285	9.50	19,681.20
Russell Henley	T46	67-77-74-67	285	9.50	19,681.20
Trey Mullinax	T46	71-70-71-73	285	9.50	$19,681.20
Cameron Percy	T46	70-70-75-70	285	9.50	19,681.20
Wyndham Clark	T51	72-70-71-73	286		16,933.50
Mac Hughes	T51	68-74-71-73	286	7.25	16,933.50
Kyle Reifers	T51	70-68-72-76	286	7.25	16,933.50
Hudson Swafford	T51	74-70-74-68	286	7.25	16,933.50
Arjun Atwal	T55	68-67-75-77	287	5.50	15,975.00
Ryan Blaum	T55	72-71-71-73	287	5.50	15,975.00
Martin Flores	T55	68-75-72-72	287	5.50	15,975.00
Shawn Stefani	T55	71-72-69-75	287	5.50	15,975.00
Robert Streb	T55	70-71-74-72	287	5.50	15,975.00
Kevin Tway	T55	72-70-75-70	287	5.50	15,975.00
Sam Saunders	T61	68-72-73-75	288	4.70	15,407.00
Vaughn Taylor	T61	72-72-78-66	288	4.70	15,407.00
Billy Hurley III	T63	73-71-72-73	289	4.30	15,123.00
Ollie Schniederjans	T63	71-73-75-70	289	4.30	15,123.00
D.A. Points	T65	69-74-73-74	290	3.80	14,768.00
Brett Stegmaier	T65	72-70-76-72	290	3.80	14,768.00
Harold Varner III	T65	72-70-75-73	290	3.80	14,768.00
Derek Fathauer	T68	72-71-81-67	291	3.12	14,271.00
Brandon Hagy	T68	72-72-71-76	291	3.12	14,271.00
J.J. Henry	T68	73-70-74-74	291	3.12	14,271.00
J.B. Holmes	T68	71-72-73-75	291	3.12	14,271.00
Tim Wilkinson	72	71-72-75-74	292	2.80	13,916.00
David Hearn	73	71-72-76-75	294	2.70	13,774.00
Grayson Murray	74	68-75-71-81	295	2.60	13,632.00

The following players did not finish
(C=cut, W=withdrew, D=disqualified)

C—145-Jason Bohn, Greg Chalmers, Gavin Kyle Green, Adam Hadwin, Morgan Hoffmann, Greg Owen, Rod Pampling, Justin Thomas, **146**-Blayne Barber, Graham DeLaet, Sam Horsfield, Seung-Yul Noh, C.T. Pan, Camilo Villegas, Jimmy Walker, **147**-Aaron Baddeley, Alex Cejka, Cody Gribble, Luke List, **148**-Ryan Brehm, Bud Cauley, K.J. Choi, Matt Every, Chris Kirk, Troy Merritt, Brendan Steele, Jhonattan Vegas, **149**-Kevin Chappell, Jim Herman, **150**-Julian Etulain, Smylie Kaufman, **151**-Dominic Bozzelli, John Huh, J.J. Spaun, **152**-Jonas Blixt, Si Woo Kim, Bryce Molder, **153**-Ryan Ruffels, Chris Stroud, **154**-Roberto Castro, Patton Kizzire, **155**-Cameron Tringale. **W**--Boo Weekley, Michael Thompson, **75**-Whee Kim, Fabian Gomez.

Tournament Record:
266, Troy Merritt (2014-15)
Current Course Record:
64, Nick Watney (2016-17)
Tournament Course Record:
61, Troy Merritt (2014-15) (Robert Trent Jones GC)

TOURNAMENT HISTORY

Year	Winner	Score	Runner-up	Score	Location	Par/Yards
AT&T NATIONAL HOSTED BY TIGER WOODS						
2007	K.J. Choi	271	Steve Stricker	274	Congressional CC (Blue), Bethesda, MD	70/7,255
2008	Anthony Kim	268	Fredrik Jacobson	270	Congressional CC (Blue), Bethesda, MD	70/7,255
2009	Tiger Woods	267	Hunter Mahan	268	Congressional CC (Blue), Bethesda, MD	70/7,255
AT&T NATIONAL						
2010	Justin Rose	270	Ryan Moore	271	Aronimink GC, Newtown Square, PA	70/7,237
2011	Nick Watney	267	K.J. Choi	269	Aronimink GC, Newtown Square, PA	70/7,237
2012	Tiger Woods	276	Bo Van Pelt	278	Congressional CC (Blue), Bethesda, MD	71/7,569
2013	Bill Haas	272	Roberto Castro	278	Congressional CC (Blue), Bethesda, MD	71/7,569
QUICKEN LOANS NATIONAL						
2013-14	Justin Rose*	280	Shawn Stefani	280	Congressional CC (Blue), Bethesda, MD	71/7,569
2014-15	Troy Merritt	266	Rickie Fowler	269	Robert Trent Jones GC, Gainesville, VA	71/7,385
2015-16	Billy Hurley III	267	Vijay Singh	270	Congressional CC (Blue), Bethesda, MD	71/7,569
2016-17	Kyle Stanley*	273	Charles Howell III	273	TPC Potomac at Avenel Farm, Potomac, MD	70/7,107

*KEY: * = Playoff*

The Greenbrier Classic

[The 35th of 43 events in the PGA TOUR Season]

Winner: XANDER SCHAUFFELE
FedExCup Points: 500 $1,278,000
64-69-66-67 266 (-14)

White Sulphur Springs, WV July 3-9, 2017
The Old White TPC

FedExCup Points: 500 (first) Purse: $7,100,000
Par/Yards: 34-36—70/ 7,286

LEADERS

First Round		Second Round		Third Round	
Sebastian Munoz	61 (-9)	Sebastian Munoz	128 (-12)	Sebastian Munoz	196 (-14)
Davis Love III	63 (-7)	Ben Martin	131 (-9)	Robert Streb	198 (-12)
Graham DeLaet	64 (-6)	Hudson Swafford	131 (-9)	Jamie Lovemark	199 (-11)
Danny Lee	64 (-6)	Russell Henley	132 (-8)	Xander Schauffele	199 (-11)
David Lingmerth	64 (-6)	Danny Lee	132 (-8)	Russell Henley	200 (-10)
Ben Martin	64 (-6)	Davis Love III	132 (-8)	Kelly Kraft	200 (-10)
Xander Schauffele	64 (-6)	Xander Schauffele	133 (-7)	Davis Love III	200 (-10)
Nick Taylor	64 (-6)				

CUT: 73 professionals and one amateur at 1-under 139 from a field of 153 professionals and three amateurs.

WEATHER: Thursday: Mostly cloudy with a high of 80. Wind WSW 10-15 mph. **Friday:** Early morning showers moved through the area before clearing and becoming partly cloudy with a high of 80. Wind WNW 10-15 mph. **Saturday:** Mostly cloudy with a high of 82. Wind NW 10-15 mph. **Sunday:** Sunny with a high of 80. Wind light and variable 4-8 mph.

ORDER OF FINISH

Player	Finish	Scores	Total	Points	FedExCup Money
Xander Schauffele	1	64-69-66-67	266	500.00	$1,278,000.00
Robert Streb	2	65-68-65-69	267	300.00	766,800.00
Jamie Lovemark	T3	69-64-66-69	268	162.50	411,800.00
Sebastian Munoz	T3	61-67-68-72	268	162.50	411,800.00
Russell Henley	T5	68-64-68-69	269	105.00	269,800.00
Kelly Kraft	T5	67-66-67-69	269	105.00	269,800.00
Ryan Blaum	T7	68-67-71-64	270	87.50	228,975.00
Tony Finau	T7	69-66-67-68	270	87.50	228,975.00
Chad Campbell	T9	70-69-65-67	271	70.00	177,500.00
Alex Cejka	T9	66-71-70-64	271	70.00	177,500.00
J.B. Holmes	T9	68-69-66-68	271	70.00	177,500.00
Danny Lee	T9	64-68-70-69	271	70.00	177,500.00
Nick Taylor	T9	64-69-69-69	271	70.00	177,500.00
Bryson DeChambeau	T14	70-66-71-65	272	54.00	124,250.00
David Hearn	T14	65-69-70-68	272	54.00	124,250.00
Rory Sabbatini	T14	72-66-67-67	272	54.00	124,250.00
Webb Simpson	T14	69-68-69-66	272	54.00	124,250.00
Brandon Hagy	T18	69-70-67-67	273	48.00	102,950.00
Jimmy Walker	T18	68-70-70-65	273	48.00	102,950.00
Phil Mickelson	T20	67-72-71-64	274	37.55	69,501.12
Roberto Castro	T20	73-65-68-68	274	37.55	69,501.11
Graham DeLaet	T20	64-70-71-69	274	37.55	69,501.11
James Hahn	T20	71-64-69-70	274	37.55	69,501.11
Mac Hughes	T20	69-67-71-67	274	37.55	69,501.11
Curtis Luck	T20	69-69-68-68	274		$69,501.11
Jonathan Randolph	T20	67-68-70-69	274	37.55	69,501.11
Patrick Reed	T20	66-69-72-67	274	37.55	69,501.11
Chris Stroud	T20	69-69-67-69	274	37.55	69,501.11
J.J. Spaun	T29	68-69-71-67	275	24.43	44,172.15
Harold Varner III	T29	67-71-70-67	275	24.43	44,172.15
Harris English	T29	69-70-67-69	275	24.43	44,172.14
Michael Kim	T29	68-71-69-67	275	24.43	44,172.14
Davis Love III	T29	63-69-68-75	275	24.43	44,172.14
Peter Malnati	T29	69-69-68-69	275	24.43	44,172.14
Kevin Streelman	T29	67-69-70-69	275	24.43	44,172.14
Joaquin Niemann	T29	68-68-75-64	275		
Ryan Brehm	T37	72-67-69-68	276	15.50	31,284.38
Smylie Kaufman	T37	68-66-75-67	276	15.50	31,284.38
Ted Potter, Jr.	T37	68-68-72-68	276	15.50	31,284.38
Shawn Stefani	T37	69-70-69-68	276	15.50	31,284.38
Bill Haas	T37	69-69-69-69	276	15.50	31,284.37
Hunter Mahan	T37	67-71-69-69	276	15.50	31,284.37
Ben Martin	T37	64-67-75-70	276	15.50	31,284.37
Nick Watney	T37	70-64-72-70	276	15.50	31,284.37
Brian Campbell	T45	68-67-71-71	277	10.00	22,066.80
Robert Garrigus	T45	69-68-72-68	277	10.00	22,066.80
J.J. Henry	T45	69-67-72-69	277	10.00	22,066.80
Charles Howell III	T45	69-70-69-69	277	10.00	22,066.80
John Huh	T45	70-68-72-67	277	10.00	22,066.80
Martin Flores	T50	71-68-70-69	278	7.04	17,202.29
Trey Mullinax	T50	73-65-72-68	278	7.04	$17,202.29
Brett Stegmaier	T50	69-70-69-70	278	7.04	17,202.29
Camilo Villegas	T50	68-68-72-70	278	7.04	17,202.29
Mark Anderson	T50	68-68-71-71	278	7.04	17,202.28
Keegan Bradley	T50	70-67-70-71	278	7.04	17,202.28
Seamus Power	T50	68-71-67-72	278	7.04	17,202.28
Gary Woodland	57	71-68-71-69	279	5.60	16,188.00
Jonathan Byrd	T58	69-70-73-68	280	4.90	15,691.00
Stewart Cink	T58	70-68-69-73	280	4.90	15,691.00
Mark Hubbard	T58	70-68-70-72	280	4.90	15,691.00
Geoff Ogilvy	T58	69-69-71-71	280	4.90	15,691.00
Scott Stallings	T58	67-69-71-73	280	4.90	15,691.00
Hudson Swafford	T58	65-66-72-77	280	4.90	15,691.00
Tommy Gainey	T64	70-68-73-70	281	3.90	14,981.00
Matt Jones	T64	66-70-75-70	281	3.90	14,981.00
David Lingmerth	T64	64-74-72-71	281	3.90	14,981.00
Daniel Obremski	T64	69-70-71-71	281		14,981.00
Julian Etulain	T68	69-69-71-73	282	3.30	14,555.00
C.T. Pan	T68	65-74-70-73	282	3.30	14,555.00
Patrick Rodgers	T70	68-71-70-74	283	2.95	14,271.00
Bubba Watson	T70	69-67-75-72	283	2.95	14,271.00
Brian Gay	72	67-72-72-73	284	2.80	14,058.00
Zac Blair	T73	70-69-75-71	285	2.65	13,845.00
Tyrone Van Aswegen	T73	70-69-75-71	285	2.65	13,845.00

The following players did not finish
(C=cut, W=withdrew, D=disqualified)

C—140-Ryan Armour, Ben Crane, Brendon de Jonge, Gonzalo Fdez-Castano, Max Homa, Chris Kirk, Patton Kizzire, Luke List, Andrew Loupe, Seung-Yul Noh, D.A. Points, Vaughn Taylor, **141**-Tyler Aldridge, Blayne Barber, Jonas Blixt, Dominic Bozzelli, Chad Collins, Joel Dahmen, Morgan Hoffmann, Billy Hurley III, Si Woo Kim, Spencer Levin, Troy Merritt, Michael Putnam, Cameron Tringale, Tim Wilkinson, Bobby Wyatt, **142**-Ricky Barnes, Shane Bertsch, Steven Bowditch, Christian Brand, Scott Brown, Greg Chalmers, Ken Duke, Jim Herman, Sung Kang, Kevin Kisner, Sean O'Hair, Greg Owen, Kyle Reifers, Tag Ridings, Boo Weekley, **143**-K.J. Choi, Brett Drewitt, Whee Kim, Rick Lamb, Davis Love IV, Sam Saunders, Johnson Wagner, Richy Werenski, Willy Wilcox, **144**-Angel Cabrera, Luke Donald, Matt Every, Derek Fathauer, Bobby Gates, Andres Gonzales, Tom Hoge, Bryce Molder, Cameron Percy, J.T. Poston, Vijay Singh, Steve Wheatcroft, Y.E. Yang, **145**-Miguel Angel Carballo, Brad Fritsch, Jason Kokrak, Carl Pettersson, **146**-John Daly, Bill Lunde, **148**-Jason Bohn, Braden Thornberry (A), 149-Stuart Appleby, **151**-Clayton Portz, **152**-Charlie Beljan, **153**-Alan Cooke (A), Ryan Zylstra. **W**—Grayson Murray, **79**-Kevin Shields, **78**-Nicholas Lindheim, **71**-Steven Alker. **D—71**-Ollie Schniederjans.

Tournament Record:
258, Stuart Appleby (2010)
Current Course Record:
59, Stuart Appleby (2010)

TOURNAMENT HISTORY

Year	Winner	Score	Runner-up	Score	Location	Par/Yards
THE GREENBRIER CLASSIC						
2010	Stuart Appleby	258	Jeff Overton	259	The Old White TPC, White Sulphur Springs, WV	70/7,031
2011	Scott Stallings*	270	Bob Estes Bill Haas	270	The Old White TPC, White Sulphur Springs, WV	70/7,274
2012	Ted Potter, Jr.*	264	Troy Kelly	264	The Old White TPC, White Sulphur Springs, WV	70/7,274
2013	Jonas Blixt	267	Steven Bowditch Matt Jones	269	The Old White TPC, White Sulphur Springs, WV	70/7,287
2013-14	Angel Cabrera	264	George McNeill	266	The Old White TPC, White Sulphur Springs, WV	70/7,287
2014-15	Danny Lee*	267	David Hearn Robert Streb Kevin Kisner	267	The Old White TPC, White Sulphur Springs, WV	70/7,287
2015-16	Tournament Canceled; unplayable course conditions				The Old White TPC, White Sulphur Springs, WV	70/7,287
2016-17	Xander Schauffele	266	Robert Streb	267	The Old White TPC, White Sulphur Springs, WV	70/7,286

*KEY: * = Playoff*

John Deere Classic

[The 36th of 43 events in the PGA TOUR Season]

JOHN DEERE CLASSIC

Winner: BRYSON DECHAMBEAU
FedExCup Points: 500 $1,008,000
66-65-70-65 266 (-18)

Silvis, IL **July 10-16, 2017** **FedExCup Points: 500 (first)** **Purse: $5,600,000**
TPC Deere Run **Par/Yards: 35-36—71/7,268**

LEADERS

First Round		Second Round		Third Round	
Charles Howell III	63 (-8)	Patrick Rodgers	129 (-13)	Patrick Rodgers	197 (-16)
Ollie Schniederjans	63 (-8)	Bryson DeChambeau	131 (-11)	Daniel Berger	199 (-14)
Chad Campbell	65 (-6)	Charles Howell III	132 (-10)	Scott Stallings	199 (-14)
Zach Johnson	65 (-6)	Zach Johnson	132 (-10)	Nicholas Lindheim	200 (-13)
Patrick Rodgers	65 (-6)	Chad Campbell	133 (-9)	Bryson DeChambeau	201 (-12)
Rory Sabbatini	65 (-6)	Chesson Hadley	133 (-9)	J.J. Henry	201 (-12)
Bryson DeChambeau	66 (-5)	J.J. Henry	133 (-9)	Jamie Lovemark	201 (-12)
		Kevin Tway	133 (-9)		

CUT: 36 HOLES: 80 professionals and two amateurs at 2-under 140 from a field of 153 professionals and three amateurs. 54 HOLES: 71 professionals and two amateurs at 4-under 209.

WEATHER: **Thursday:** Partly sunny with a high of 83. Wind WNW 8-15 mph. **Friday:** Partly cloudy with a high of 77. Wind NW 7-12 mph. **Saturday:** Mostly sunny with a high of 83. Wind WSW 5-10 mph. **Sunday:** Partly cloudy with a high of 83. Wind NE 8-15 mph.

ORDER OF FINISH

Player	Finish	Scores	Total	Points	FedExCup Money
Bryson DeChambeau	1	66-65-70-65	266	500.00	$1,008,000.00
Patrick Rodgers	2	65-64-68-70	267	300.00	604,800.00
Wesley Bryan	T3	66-71-67-64	268	162.50	324,800.00
Rick Lamb	T3	69-70-63-66	268	162.50	324,800.00
Daniel Berger	T5	69-67-63-70	269	93.00	189,840.00
Jonathan Byrd	T5	70-65-67-67	269	93.00	189,840.00
Zach Johnson	T5	65-67-70-67	269	93.00	189,840.00
Scott Stallings	T5	71-64-64-70	269	93.00	189,840.00
Steve Stricker	T5	73-67-65-64	269	93.00	189,840.00
Brian Harman	T10	70-70-63-67	270	72.50	145,600.00
J.J. Henry	T10	69-64-68-69	270	72.50	145,600.00
Brian Campbell	T12	69-67-66-69	271	55.71	103,200.00
Chad Campbell	T12	65-68-70-68	271	55.71	103,200.00
Bud Cauley	T12	72-67-66-66	271	55.71	103,200.00
Morgan Hoffmann	T12	72-67-68-64	271	55.71	103,200.00
Cameron Percy	T12	69-69-66-67	271	55.71	103,200.00
Daniel Summerhays	T12	66-72-66-67	271	55.71	103,200.00
Kevin Tway	T12	70-63-69-69	271	55.71	103,200.00
Charles Howell III	T19	63-69-70-70	272	42.00	65,520.00
Trey Mullinax	T19	66-70-66-70	272	42.00	65,520.00
Rory Sabbatini	T19	65-70-67-70	272	42.00	65,520.00
Chris Stroud	T19	67-70-69-66	272	42.00	65,520.00
Vaughn Taylor	T19	69-68-65-70	272	42.00	65,520.00
Camilo Villegas	T19	67-69-68-68	272	42.00	65,520.00
Stuart Appleby	T25	73-66-64-70	273	26.10	36,080.00
Dominic Bozzelli	T25	67-68-70-68	273	26.10	36,080.00
Scott Brown	T25	72-66-68-67	273	26.10	$36,080.00
Greg Chalmers	T25	69-68-69-67	273	26.10	36,080.00
K.J. Choi	T25	68-72-67-66	273	26.10	36,080.00
Ben Crane	T25	67-69-70-67	273	26.10	36,080.00
Lucas Glover	T25	71-68-64-70	273	26.10	36,080.00
Chesson Hadley	T25	69-64-69-71	273	26.10	36,080.00
Patton Kizzire	T25	68-69-67-69	273	26.10	36,080.00
Jamie Lovemark	T25	68-67-66-72	273	26.10	36,080.00
Seamus Power	T25	70-70-66-67	273	26.10	36,080.00
Andres Romero	T25	67-71-70-65	273	26.10	36,080.00
Sam Saunders	T25	69-69-67-68	273	26.10	36,080.00
Richy Werenski	T25	70-67-66-70	273	26.10	36,080.00
Charley Hoffman	T39	67-68-69-70	274	15.00	22,960.00
Ben Martin	T39	70-67-66-71	274	15.00	22,960.00
Chez Reavie	T39	66-70-71-67	274	15.00	22,960.00
Ollie Schniederjans	T39	63-74-66-71	274	15.00	22,960.00
Tyrone Van Aswegen	T39	70-68-68-68	274	15.00	22,960.00
Kevin Kisner	T44	69-65-70-71	275	10.33	17,404.80
Peter Malnati	T44	71-67-68-69	275	10.33	17,404.80
Shawn Stefani	T44	70-67-71-67	275	10.33	17,404.80
Kevin Streelman	T44	67-69-67-72	275	10.33	17,404.80
Bubba Watson	T44	69-70-68-68	275	10.33	17,404.80
Maverick McNealy	T44	69-68-69-69	275		
Mark Anderson	T50	70-67-69-70	276	7.50	13,820.80
Miguel Angel Carballo	T50	68-68-68-72	276	7.50	13,820.80
Derek Fathauer	T50	70-69-66-71	276	7.50	13,820.80
Brandon Hagy	T50	66-73-66-71	276	7.50	13,820.80
Cameron Tringale	T50	70-70-68-68	276	7.50	13,820.80
Ricky Barnes	T55	70-68-67-72	277	5.60	$12,824.00
Sam Horsfield	T55	66-73-67-71	277		12,824.00
Nicholas Lindheim	T55	68-66-66-77	277	5.60	12,824.00
Kyle Stanley	T55	71-66-69-71	277	5.60	12,824.00
Nick Hardy	T55	71-66-69-71	277		
Chris Kirk	T60	70-69-70-69	278	4.70	12,376.00
Troy Matteson	T60	67-70-68-73	278	4.70	12,376.00
Troy Merritt	T60	69-66-68-75	278	4.70	12,376.00
Boo Weekley	T60	68-69-71-70	278	4.70	12,376.00
Martin Flores	T64	70-65-74-70	279	3.90	11,928.00
Kelly Kraft	T64	70-70-68-71	279	3.90	11,928.00
J.T. Poston	T64	68-69-69-73	279	3.90	11,928.00
Y.E. Yang	T64	68-72-67-72	279	3.90	11,928.00
Billy Hurley III	T68	68-71-69-72	280	3.20	11,536.00
Luke List	T68	71-68-70-71	280	3.20	11,536.00
Jonathan Randolph	T68	68-69-68-75	280	3.20	11,536.00
Michael Kim	T71	70-70-69-72	281	2.85	11,256.00
William McGirt	T71	73-67-68-73	281	2.85	11,256.00
John Merrick	73	72-68-69-74	283	2.70	11,088.00
Kyle Reifers	T74	67-72-71	210	2.50	10,864.00
Tag Ridings	T74	69-69-72	210	2.50	10,864.00
Robert Streb	T74	69-66-75	210	2.50	10,864.00
Ryan Blaum	T77	73-66-72	211	2.20	10,528.00
Davis Love III	T77	71-68-72	211	2.20	10,528.00
Sean O'Hair	T77	68-72-71	211	2.20	10,528.00
Andrew Loupe	80	71-69-72	212	2.00	10,304.00
Brett Stegmaier	81	68-72-75	215	1.90	10,192.00

The following players did not finish
(C=cut, W=withdrew, D=disqualified)

C—141-Zac Blair, Wyndham Clark, Matt Every, Gonzalo Fdez-Castano, Bobby Gates, David Hearn, Max Homa, David Lawrence, Curtis Luck, Bill Lunde, Dicky Pride, Brian Stuard, Johnson Wagner, **142**-Brendon de Jonge, Ken Duke, Julian Etulain, Cody Gribble, Mark Hubbard, Spencer Levin, Dylan Meyer (A), Sebastian Munoz, Grayson Murray, Greg Owen, Tim Wilkinson, **143**-Tyler Aldridge, Ryan Armour, Shane Bertsch, Brad Fritsch, Brian Gay, Hunter Mahan, Kevin Na, Geoff Ogilvy, Charlie Wi, **144**-Jason Bohn, Roberto Castro, Brett Drewitt, Andres Gonzales, Tim Herron, Ryo Ishikawa, Matt Jones, Smylie Kaufman, D.A. Points, Harold Varner III, Nick Watney, Willy Wilcox, **145**-Steven Alker, Chad Collins, John Huh, Bryce Molder, Ryan Moore, John Rollins, Nick Taylor, Mark Wilson, **146**-Alex Cejka, Bob Estes, Ryan Palmer, Bobby Wyatt, **147**-Ryan Brehm, Joel Dahmen, Cliff Kresge, George McNeill, Kurt Slattery, **148**-Steve Wheatcroft, **149**-Eric Axley, **150**-Tom Hoge, **151**-Steven Bowditch, Brendon Todd, **152**-J.J. Spaun, **153**-Darin Fisher, **154**-Hiroshi Iwata, Matt Lee. **W**--Carl Pettersson, **74**-Danny Lee, **73**-Angel Cabrera. **D--135**-Robert Garrigus.

TOURNAMENT HISTORY

Year	Winner	Score	Runner-up	Score	Location	Par/Yards
QUAD CITIES OPEN						
1972	Deane Beman	279	Tom Watson	280	Crow Valley CC, Bettendorf, IA	71/6,501
1973	Sam Adams	268	Dwight Nevil Kermit Zarley	271	Crow Valley CC, Bettendorf, IA	71/6,501
1974	Dave Stockton	271	Bruce Fleisher	272	Crow Valley CC, Bettendorf, IA	71/6,501
ED MCMAHON-JAYCEES QUAD CITY OPEN						
1975	Roger Maltbie	275	Dave Eichelberger	276	Oakwood CC, Coal Valley, IL	70/6,602
1976	John Lister	268	Fuzzy Zoeller	270	Oakwood CC, Coal Valley, IL	70/6,602
1977	Mike Morley	267	Bob Murphy Victor Regalado	269	Oakwood CC, Coal Valley, IL	70/6,602
1978	Victor Regalado	269	Fred Marti	270	Oakwood CC, Coal Valley, IL	70/6,602
1979	D.A. Weibring	266	Calvin Peete	268	Oakwood CC, Coal Valley, IL	70/6,602
QUAD CITIES OPEN						
1980	Scott Hoch	266	Curtis Strange	269	Oakwood CC, Coal Valley, IL	70/6,602
1981	Dave Barr*	270	Woody Blackburn Frank Conner Dan Halldorson Victor Regalado	270	Oakwood CC, Coal Valley, IL	70/6,602
MILLER HIGH-LIFE QUAD CITIES OPEN						
1982	Payne Stewart	268	Brad Bryant Pat McGowan	270	Oakwood CC, Coal Valley, IL	70/6,602
1983	Danny Edwards*	266	Morris Hatalsky	266	Oakwood CC, Coal Valley, IL	70/6,602
1984	Scott Hoch	266	George Archer Vance Heafner Dave Stockton	271	Oakwood CC, Coal Valley, IL	70/6,602
LITE QUAD CITIES OPEN						
1985	Dan Forsman	267	Bob Tway	268	Oakwood CC, Coal Valley, IL	70/6,602

*KEY: * = Playoff*

John Deere Classic

NOTES

Beginning the final round four strokes back at 12-under 201, ***Bryson DeChambeau*** *birdied his final two holes to post a 6-under 65, 18-under 266 total and one-stroke victory over 36- and 54-hole leader* ***Patrick Rodgers****. DeChambeau claimed his first career PGA TOUR victory in his 40th TOUR start at the age of 23 years, 10 months.*

Following an even-par 35 on the outgoing nine holes at TPC Deere Run, ***Bryson DeChambeau*** *reeled off birdies at Nos. 10, 11, 13, 14, 17 and 18 to post a 6-under 65 and win by a stroke.*

With his win, ***Bryson DeChambeau*** *became the 19th player to make the John Deere Classic his first career PGA TOUR title.*

With his win at the age of 23 years, 10 months, ***Bryson DeChambeau*** *claimed the 13th win by a player under the age of 25 on the PGA TOUR in 2016-17, the most on TOUR since 1970.*

Bryson DeChambeau *claimed the final spot into the following week's Open Championship at Royal Birkdale.*

Patrick Rodgers*, who held the second- and third-round leads, posted a final-round 1-under 70 to finish alone in second. It marked his second 54-hole lead/co-lead on the PGA TOUR.*

Making his second start in the John Deere Classic, ***Wesley Bryan*** *birdied five of his last six holes in the final round (Nos. 13-17) to post a 7-under 64 and finish T3 at 16-under 268.*

After making the 36-hole cut on the number, three-time John Deere Classic champion ***Steve Stricker*** *closed with rounds of 65-64 to finish T5, marking his eighth top-10 in 16 starts to tie the tournament record for most top-10s.*

Tournament Record:
258, Steve Stricker (2010)
Current Course Record:
59, Paul Goydos (2010)

TOURNAMENT HISTORY

Year	Winner	Score	Runner-up	Score	Location	Par/Yards
HARDEE'S GOLF CLASSIC						
1986	Mark Wiebe	268	Curt Byrum	269	Oakwood CC, Coal Valley, IL	70/6,602
1987	Kenny Knox	265	Gil Morgan	266	Oakwood CC, Coal Valley, IL	70/6,606
1988	Blaine McCallister	261	Dan Forsman	264	Oakwood CC, Coal Valley, IL	70/6,606
1989	Curt Byrum	268	Bill Britton	269	Oakwood CC, Coal Valley, IL	70/6,606
			Brian Tennyson			
1990	Joey Sindelar*	268	Willie Wood	268	Oakwood CC, Coal Valley, IL	70/6,606
1991	D.A. Weibring	267	Paul Azinger	268	Oakwood CC, Coal Valley, IL	70/6,796
			Peter Jacobsen			
1992	David Frost	266	Tom Lehman	269	Oakwood CC, Coal Valley, IL	70/6,796
			Loren Roberts			
1993	David Frost	259	Payne Stewart	266	Oakwood CC, Coal Valley, IL	70/6,796
			D.A. Weibring			
1994	Mark McCumber	265	Kenny Perry	266	Oakwood CC, Coal Valley, IL	70/6,796
QUAD CITY CLASSIC						
1995	D.A. Weibring~	197	Jonathan Kaye	198	Oakwood CC, Coal Valley, IL	70/6,796
1996	Ed Fiori	268	Andrew Magee	270	Oakwood CC, Coal Valley, IL	70/6,762
1997	David Toms	265	Brandel Chamblee	268	Oakwood CC, Coal Valley, IL	70/6,762
			Robert Gamez			
			Jimmy Johnston			
1998	Steve Jones	263	Scott Gump	264	Oakwood CC, Coal Valley, IL	70/6,762
JOHN DEERE CLASSIC						
1999	J.L. Lewis*	261	Mike Brisky	261	Oakwood CC, Coal Valley, IL	70/6,762
2000	Michael Clark II*	265	Kirk Triplett	265	TPC Deere Run, Silvis, IL	71/7,183
2001	David Gossett	265	Briny Baird	266	TPC Deere Run, Silvis, IL	71/7,183
2002	J.P. Hayes	262	Robert Gamez	266	TPC Deere Run, Silvis, IL	71/7,183
2003	Vijay Singh	268	Chris Riley	272	TPC Deere Run, Silvis, IL	71/7,193
			Jonathan Byrd			
			J.L. Lewis			
2004	Mark Hensby*	268	John E. Morgan	268	TPC Deere Run, Silvis, IL	71/7,193
2005	Sean O'Hair	268	Robert Damron	269	TPC Deere Run, Silvis, IL	71/7,193
			Hank Kuehne			
2006	John Senden	265	J.P. Hayes	266	TPC Deere Run, Silvis, IL	71/7,193
2007	Jonathan Byrd	266	Tim Clark	267	TPC Deere Run, Silvis, IL	71/7,268
2008	Kenny Perry*	268	Brad Adamonis	268	TPC Deere Run, Silvis, IL	71/7,268
			Jay Williamson			
2009	Steve Stricker	264	Zach Johnson	267	TPC Deere Run, Silvis, IL	71/7,268
			Brandt Snedeker			
			Brett Quigley			
2010	Steve Stricker	258	Paul Goydos	260	TPC Deere Run, Silvis, IL	71/7,268
2011	Steve Stricker	262	Kyle Stanley	263	TPC Deere Run, Silvis, IL	71/7,268
2012	Zach Johnson*	264	Troy Matteson	264	TPC Deere Run, Silvis, IL	71/7,268
2013	Jordan Spieth*	265	David Hearn	265	TPC Deere Run, Silvis, IL	71/7,268
			Zach Johnson			
2013-14	Brian Harman	262	Zach Johnson	263	TPC Deere Run, Silvis, IL	71/7,268
2014-15	Jordan Spieth*	264	Tom Gillis	264	TPC Deere Run, Silvis, IL	71/7,268
2015-16	Ryan Moore	262	Ben Martin	264	TPC Deere Run, Silvis, IL	71/7,268
2016-17	Bryson DeChambeau	266	Patrick Rodgers	267	TPC Deere Run, Silvis, IL	71/7,268

*KEY: * = Playoff ~ = Weather-shortened*

Barbasol Championship

[The 37th of 43 events in the PGA TOUR Season]



Winner: GRAYSON MURRAY
FedExCup Points: 300 $630,000
67-64-64-68 263 (-21)

Auburn/Opelika, AL July 17-23, 2017
RTJ Trail (Grand National)

FedExCup Points: 300 (first) Purse: $3,500,000
Par/Yards: 35-36—71/7,302

LEADERS

First Round		Second Round		Third Round	
Zac Blair	65 (-6)	Chad Collins	127 (-15)	Scott Stallings	194 (-19)
Martin Flores	65 (-6)	Grayson Murray	131 (-11)	Grayson Murray	195 (-18)
Tom Hoge	65 (-6)	Cameron Tringale	131 (-11)	Chad Collins	196 (-17)
Cameron Tringale	65 (-6)	Brian Gay	132 (-10)	Tag Ridings	196 (-17)
Steven Alker	66 (-5)	David Hearn	132 (-10)	Cameron Tringale	198 (-15)
Robert Allenby	66 (-5)				
Chad Campbell	66 (-5)				
Tag Ridings	66 (-5)				
Rory Sabbatini	66 (-5)				
Grayson Murray	67 (-4)				

CUT: 36 HOLES: 82 professionals and one amateur at 2-under 140 from a field of 129 professionals and three amateurs. **54 HOLES:** 71 professionals and one amateur at 3-under 210.

WEATHER: Thursday: Partly cloudy in the morning, with an afternoon thunderstorm. High of 93. Wind SSW 5-7 mph. Due to the threat of severe weather, round one was suspended from 3:52 p.m. until 5:40 p.m. CT. Due to darkness, round one was suspended for the day at 7:51 a.m. and resumed Friday at 7:40 a.m. **Friday:** Mostly sunny, hot and humid with highs in the low-90s. Wind SSW 4-8 mph. **Saturday:** Partly cloudy, with a high of 92. Wind WSW 4-8 mph. **Sunday:** Due to the threat of severe weather in the afternoon, final-round tee times were between 8:30 and 10:30 a.m. CT. Partly cloudy with a high of 90. Wind SW 5-10 mph.

ORDER OF FINISH

Player	Finish	Scores	Total	FedExCup Points	Money
Grayson Murray	1	67-64-64-68	263	300.00	$630,000.00
Chad Collins	2	67-60-69-68	264	165.00	378,000.00
Brian Gay	T3	69-63-68-65	265	83.33	182,000.00
Tag Ridings	T3	66-67-63-69	265	83.33	182,000.00
Scott Stallings	T3	69-65-60-71	265	83.33	182,000.00
Ryan Blaum	T6	69-67-66-64	266	52.50	117,250.00
Ben Martin	T6	68-68-64-66	266	52.50	117,250.00
Cameron Tringale	T6	65-66-67-68	266	52.50	117,250.00
Sam Burns	T6	68-66-66-66	266		
Robert Garrigus	10	67-67-66-67	267	40.00	101,500.00
Shawn Stefani	11	69-65-66-68	268	37.50	94,500.00
Retief Goosen	T12	69-65-69-66	269	32.83	80,500.00
Smylie Kaufman	T12	69-65-68-67	269	32.83	80,500.00
Cameron Percy	T12	68-67-65-69	269	32.83	80,500.00
Ricky Barnes	T15	68-66-68-68	270	30.00	63,000.00
Alex Cejka	T15	67-67-70-66	270	30.00	63,000.00
Steve Wheatcroft	T15	68-68-65-69	270	30.00	63,000.00
Chad Campbell	T18	66-69-68-68	271	25.36	42,777.78
Peter Malnati	T18	72-68-66-65	271	25.36	42,777.78
John Merrick	T18	71-66-69-65	271	25.36	42,777.78
Seung-Yul Noh	T18	67-67-71-66	271	25.36	42,777.78
Dicky Pride	T18	68-68-68-67	271	25.36	42,777.78
Kyle Reifers	T18	71-65-67-68	271	25.36	42,777.78
Richy Werenski	T18	67-67-69-68	271	25.36	42,777.78
Martin Flores	T18	65-68-68-70	271	25.36	42,777.77
Seamus Power	T18	68-70-64-69	271	25.36	42,777.77
Robert Allenby	T27	66-71-67-68	272	16.95	$24,325.00
Ryan Armour	T27	70-66-68-68	272	16.95	24,325.00
Zac Blair	T27	65-69-71-67	272	16.95	24,325.00
Brett Drewitt	T27	72-68-70-62	272	16.95	24,325.00
Julian Etulain	T27	70-68-66-68	272	16.95	24,325.00
Chesson Hadley	T27	67-69-69-67	272	16.95	24,325.00
David Hearn	T27	67-65-70-70	272	16.95	24,325.00
Spencer Levin	T27	70-70-66-66	272	16.95	24,325.00
Arjun Atwal	T35	69-70-64-70	273	11.20	17,300.00
K.J. Choi	T35	69-69-66-69	273	11.20	17,300.00
Jim Furyk	T35	69-68-68-68	273	11.20	17,300.00
Troy Merritt	T35	68-69-72-64	273	11.20	17,300.00
Robby Shelton	T35	70-68-66-69	273		17,300.00
Chris Stroud	T35	68-71-67-67	273	11.20	17,300.00
Charlie Wi	T35	71-64-70-68	273	11.20	17,300.00
Steven Alker	T42	66-67-70-71	274	6.56	11,326.00
Blayne Barber	T42	70-70-68-66	274	6.56	11,326.00
Jonathan Byrd	T42	67-70-66-71	274	6.56	11,326.00
Matt Gilchrest	T42	69-69-71-65	274		11,326.00
Brandon Hagy	T42	70-65-72-67	274	6.56	11,326.00
Tim Herron	T42	67-67-73-67	274	6.56	11,326.00
Tom Hoge	T42	65-69-71-69	274	6.56	11,326.00
Mark Hubbard	T42	71-65-69-69	274	6.56	11,326.00
Grant Leaver	T42	70-69-64-71	274		11,326.00
J.T. Poston	T42	68-72-68-66	274	6.56	11,326.00
Boo Weekley	T52	69-67-70-69	275	4.35	8,423.34
D.J. Trahan	T52	72-68-67-68	275	4.35	8,423.33
Willy Wilcox	T52	68-66-72-69	275	4.35	8,423.33
Ken Duke	T55	70-68-71-67	276	3.42	7,945.00
Nicholas Lindheim	T55	72-68-70-66	276	3.42	$7,945.00
Trey Mullinax	T55	68-65-73-70	276	3.42	7,945.00
Rory Sabbatini	T55	66-74-62-74	276	3.42	7,945.00
Sam Saunders	T55	69-69-68-70	276	3.42	7,945.00
Y.E. Yang	T55	68-68-67-73	276	3.42	7,945.00
Matt Every	T61	71-67-71-68	277	2.92	7,665.00
Derek Fathauer	T61	69-71-69-68	277	2.92	7,665.00
Daniel Summerhays	63	71-68-69-70	278	2.73	7,560.00
Patton Kizzire	T64	70-69-69-71	279	2.48	7,420.00
Hunter Mahan	T64	70-70-69-70	279	2.48	7,420.00
Tyrone Van Aswegen	T64	68-71-71-69	279	2.48	7,420.00
Shane Bertsch	T67	68-68-73-71	280	2.11	7,210.00
Davis Love III	T67	72-67-71-70	280	2.11	7,210.00
Andres Romero	T67	68-67-72-73	280	2.11	7,210.00
Tyler Aldridge	70	69-71-68-73	281	1.86	7,070.00
Max Homa	71	68-68-74-72	282	1.80	7,000.00
Craig Barlow	T73	71-69-71	211	1.58	6,755.00
Andres Gonzales	T73	72-68-71	211	1.58	6,755.00
Rick Lamb	T73	67-73-71	211	1.58	6,755.00
Chris Smith	T73	72-68-71	211	1.58	6,755.00
Stuart Appleby	T77	71-67-74	212	1.33	6,475.00
Carl Pettersson	T77	74-65-73	212	1.33	6,475.00
Jonathan Randolph	T77	70-67-75	212	1.33	6,475.00
Bobby Wyatt	T77	74-65-73	212	1.33	6,475.00
Shaun Micheel	81	71-68-74	213	1.18	6,300.00
Andrew Loupe	82	67-69-79	215	1.12	6,230.00
Rich Berberian, Jr.	83	70-70-76	216		6,160.00

The following players did not finish
(C=cut, W=withdrew, D=disqualified)

C—141-Michael Bradley, Ryan Brehm, Will Cannon, Joel Dahmen, Tommy Gainey, Matt Jones, S.M. Lee (A), Hugo Leon, Derek Rende, John Rollins, Brian Stuard, Duffy Waldorf, **142**-Gonzalo Fdez-Castano, Troy Matteson, Brendon Todd, Omar Uresti, **143**-Mark Anderson, Brendon de Jonge, Chip Deason, Mookie DeMoss, Brad Fritsch, Wes Homan, Bill Lunde, Heath Slocum, Marc Turnesa, **144**-Jason Bohn, Brian Campbell, Miguel Angel Carballo, Hiroshi Iwata, Kent Jones, **145**-Cameron Beckman, Matt Bettencourt, Dominic Bozzelli, Dudley Hart, Mark Hensby, Dru Love, Len Mattiace, Mark Wilson, **146**-Lee Janzen, Ted Purdy, **147**-Mike Genovese, Ryo Ishikawa, **148**-Robert Gamez, **150**-Trace Crowe (A), **151**-Frank Lickliter II, Brett Wetterich, **152**-Steven Bowditch, **154**-Brad Sill. **W—75**-Angel Cabrera, **209**-George McNeill.

TOURNAMENT HISTORY

Year	Winner	Score	Runner-up	Score	Location	Par/Yards
BARBASOL CHAMPIONSHIP						
2014-15	Scott Piercy	265	Will Wilcox	268	RTJ Trail (Grand National) Opelika, AL	71/7,302
2015-16	Aaron Baddeley*	266	Si Woo Kim	266	RTJ Trail (Grand National) Opelika, AL	71/7,302
2016-17	Grayson Murray	263	Chad Collins	264	RTJ Trail (Grand National) Opelika, AL	71/7,302

*KEY: * = Playoff*

Tournament Record:
263, Grayson Murray (2016-17)
Current Course Record:
60, Chad Collins, Scott Stallings (2016-17), Jhonattan Vegas (2015-16)

The Open Championship

[The 38th of 43 events in the PGA TOUR Season]

THE OPEN 146TH ROYAL BIRKDALE

SPIETH

Winner: JORDAN SPIETH
FedExCup Points: 600 $1,845,000
65-69-65-69 268 (-12)

Southport, England **July 17-23, 2017** **FedExCup Points: 600 (first)** **Purse: $10,250,000**
Royal Birkdale GC **Par/Yards: 34-36—70/7,156**

LEADERS

First Round		Second Round		Third Round	
Brooks Koepka	65 (-5)	Jordan Spieth	134 (-6)	Jordan Spieth	199 (-11)
Matt Kuchar	65 (-5)	Matt Kuchar	136 (-4)	Matt Kuchar	202 (-8)
Jordan Spieth	65 (-5)	Brooks Koepka	137 (-3)	Austin Connelly	205 (-5)
Paul Casey	66 (-4)	Ian Poulter	137 (-3)	Brooks Koepka	205 (-5)
Charl Schwartzel	66 (-4)	Richie Ramsay	138 (-2)	Branden Grace	206 (-4)
				Hideki Matsuyama	206 (-4)

CUT: 76 professionals and one amateur at 5-over 145 from a field of 151 professionals and five amateurs.

WEATHER: **Thursday:** Cloudy early turning to sunny skies in the afternoon. High of 68. Wind SW 10-15 mph. **Friday:** Cloudy, windy and rainy. High of 70. Wind SE 10-20 mph, gusting up to 35 mph. The second round was suspended at 5:30 p.m. due to heavy rain, resuming 15 minutes later at 5:45 p.m. **Saturday:** Sunny and pleasant, turning cloudy with rain showers by the conclusion of play. High of 68. Wind NNW 8-12 mph. **Sunday:** Mostly sunny early with cloudy skies and misty conditions later in the afternoon. High 68. Wind NW 10-15 mph.

ORDER OF FINISH

Player	Finish	Scores	Total	FedExCup Points	Money
Jordan Spieth	1	65-69-65-69	268	600.00	$1,845,000.00
Matt Kuchar	2	65-71-66-69	271	330.00	1,067,000.00
Hao Tong Li	3	69-73-69-63	274		684,000.00
Rafa Cabrera Bello	T4	67-73-67-68	275	135.00	480,000.00
Rory McIlroy	T4	71-68-69-67	275	135.00	480,000.00
Branden Grace	T6	70-74-62-70	276	94.80	281,000.00
Brooks Koepka	T6	65-72-68-71	276	94.80	281,000.00
Marc Leishman	T6	69-76-66-65	276	94.80	281,000.00
Alex Noren	T6	68-72-69-67	276		281,000.00
Matthew Southgate	T6	72-72-67-65	276		281,000.00
Paul Casey	T11	66-77-67-67	277	72.33	175,333.00
Chan Kim	T11	72-68-67-70	277		175,333.00
Henrik Stenson	T11	69-73-65-70	277	72.33	175,333.00
Austin Connelly	T14	67-72-66-73	278		128,917.00
Jason Dufner	T14	73-71-66-68	278	58.16	128,917.00
Zach Johnson	T14	75-66-71-66	278	58.16	128,917.00
Hideki Matsuyama	T14	68-72-66-72	278	58.16	128,917.00
Ian Poulter	T14	67-70-71-70	278	58.16	128,917.00
Chris Wood	T14	71-72-68-67	278		128,917.00
Charley Hoffman	T20	67-73-72-67	279	49.86	104,500.00
Xander Schauffele	T20	69-75-70-65	279	49.86	104,500.00
Richard Bland	T22	67-72-70-71	280		88,000.00
Rickie Fowler	T22	71-71-67-71	280	42.27	88,000.00
Jamie Lovemark	T22	71-69-70-70	280	42.27	88,000.00
Richie Ramsay	T22	68-70-70-72	280		$88,000.00
Adam Scott	T22	69-74-70-67	280	42.27	88,000.00
Aaron Baddeley	T27	69-76-72-64	281	29.35	64,500.00
Daniel Berger	T27	68-76-70-67	281	29.35	64,500.00
Jason Day	T27	69-76-65-71	281	29.35	64,500.00
David Drysdale	T27	72-73-66-70	281		64,500.00
Tony Finau	T27	70-73-67-71	281	29.35	64,500.00
Tommy Fleetwood	T27	76-69-66-70	281		64,500.00
Thongchai Jaidee	T27	70-73-68-70	281		64,500.00
Andrew Johnston	T27	69-74-67-71	281	29.35	64,500.00
Bubba Watson	T27	68-72-71-70	281	29.35	64,500.00
Lee Westwood	T27	71-74-69-67	281		64,500.00
Laurie Canter	T37	70-72-72-68	282		45,286.00
Sergio Garcia	T37	73-69-68-72	282	18.13	45,286.00
Russell Henley	T37	70-70-75-67	282	18.13	45,286.00
Martin Kaymer	T37	72-72-70-68	282		45,286.00
Soren Kjeldsen	T37	71-71-72-68	282	18.13	45,286.00
Webb Simpson	T37	71-74-70-67	282	18.13	45,286.00
Steve Stricker	T37	70-72-69-71	282	18.13	45,286.00
Yi Keun Chang	T44	71-71-71-70	283		31,070.00
Andrew Dodt	T44	69-75-69-70	283		31,070.00
Ross Fisher	T44	70-72-66-75	283		31,070.00
Matthew Fitzpatrick	T44	69-73-68-73	283		31,070.00
Sung Kang	T44	68-73-76-66	283	10.54	31,070.00
Joost Luiten	T44	68-72-70-73	283		31,070.00
Kevin Na	T44	68-75-68-72	283	10.54	31,070.00
Thomas Pieters	T44	69-75-68-71	283		31,070.00
Jon Rahm	T44	69-74-70-70	283	10.54	$31,070.00
Peter Uihlein	T44	72-72-69-70	283		31,070.00
Scott Hend	T54	71-74-65-74	284		25,843.00
J.B. Holmes	T54	71-72-71-70	284	6.39	25,843.00
Dustin Johnson	T54	71-72-64-77	284	6.39	25,843.00
Kevin Kisner	T54	70-71-74-69	284	6.39	25,843.00
Justin Rose	T54	71-74-69-70	284	6.39	25,843.00
Toby Tree	T54	70-75-69-70	284		25,843.00
Jimmy Walker	T54	72-72-70-70	284	6.39	25,843.00
Ernie Els	61	68-73-70-74	285	5.44	25,000.00
K.T. Kim	T62	73-71-69-73	286		24,500.00
Michael Lorenzo-Vera	T62	75-70-70-71	286		24,500.00
Shaun Norris	T62	71-74-65-76	286		24,500.00
Sean O'Hair	T62	72-73-71-70	286	4.42	24,500.00
Thorbjorn Olesen	T62	70-72-74-70	286		24,500.00
Charl Schwartzel	T62	66-78-71-71	286	4.42	24,500.00
Young-han Song	T62	71-74-69-72	286		24,500.00
Alfie Plant	T62	71-73-69-73	286		
Joseph Dean	T70	72-72-70-73	287		23,556.00
Brandon Stone	T70	73-72-68-74	287		23,556.00
Andy Sullivan	T70	70-75-69-73	287		23,556.00
Gary Woodland	T70	70-69-74-74	287	3.23	23,556.00
James Hahn	T74	68-76-70-74	288	2.89	23,163.00
Bernd Wiesberger	T74	69-75-71-73	288		23,163.00
Danny Willett	76	71-74-73-71	289	2.72	22,975.00
Kent Bulle	77	68-72-74-76	290		22,850.00

The following players did not finish
(C=cut, W=withdrew, D=disqualified, A=amateur)

C—146-Roberto Castro, Mark B. Foster, Ryan Fox, Padraig Harrington, Shiv Kapur, Si Woo Kim, Anirban Lahiri, Pablo Larrazabal, Alexander Levy, David Lipsky, Julian Suri, **147**-Adam Bland, Paul Broadhurst, Matthew Griffin, Russell Knox, Martin Laird, Francesco Molinari, Robert Streb, Justin Thomas, Paul Waring, Fabrizio Zanotti, **148**-Byeong Hun An, Alexander Bjork, Kevin Chappell, Darren Clarke, Dylan Frittelli, Brian Harman, Gi-Whan Kim, Jbe' Kruger, Tom Lehman, Ryan McCarthy, Haydn McCullen, Ryan Moore, Patrick Reed, Kyle Stanley, **149**-Emiliano Grillo, Bill Haas, Ashley Hall, Charles Howell III, Paul Lawrie, Stuart Manley, William McGirt, Pat Perez, Cameron Smith, Connor Syme (A), **150**-Stewart Cink, Mike Hendry, David Horsey, Yuta Ikeda, Shane Lowry, Prayad Marksaeng, Phil Mickelson, Jeunghun Wang, **151**-Luca Cianchetti (A), David Duval, Tyrrell Hatton, Nick McCarthy, Mark O'Meara, Jhonattan Vegas, **152**-Wesley Bryan, John Daly, Harry Ellis (A), Darren Fichardt, Billy Horschel, Maverick McNealy (A), Yusaku Miyazato, Louis Oosthuizen, Matthieu Pavon, Callum Shinkwin, Hideto Tanihara, **153**-Bryson DeChambeau, Adam Hadwin, Sandy Lyle, Sebastian Munoz, Brendan Steele, **154**-Phachara Khongwatmai, **156**-Robert Dinwiddie, Adam Hodkinson, **158**-Todd Hamilton.

TOURNAMENT HISTORY

Year	Winner	Score	Runner-up	Score	Location	Yards
BRITISH OPEN						
1860	Willie Park	174	Tom Morris, Sr.	176	Prestwick, Scotland	3,799
1861	Tom Morris, Sr.,	163	Willie Park	167	Prestwick, Scotland	3,799
1862	Tom Morris, Sr.	163	Willie Park	176	Prestwick, Scotland	3,799
1863	Willie Park	168	Tom Morris, Sr.	170	Prestwick, Scotland	N/A
1864	Tom Morris, Sr.	167	Andrew Strath	169	Prestwick, Scotland	N/A
1865	Andrew Strath	162	Willie Park	164	Prestwick, Scotland	N/A
1866	Willie Park	169	David Park	171	Prestwick, Scotland	N/A
1867	Tom Morris, Sr.	170	Willie Park	172	Prestwick, Scotland	N/A
1868	Tom Morris, Jr.	157	Robert Andrew	159	Prestwick, Scotland	N/A
1869	Tom Morris, Jr.	154	Tom Morris, Sr.	157	Prestwick, Scotland	N/A
1870	Tom Morris, Jr.	149	David Strath Bob Kirk	161	Prestwick, Scotland	N/A
1871	No Tournament**					
1872	Tom Morris, Jr.	166	David Strath	169	Prestwick, Scotland	N/A
1873	Tom Kidd	179	Jamie Anderson	180	St. Andrews, Scotland	N/A
1874	Mungo Park	159	Tom Morris, Jr.	161	Musselburgh, Scotland	N/A
1875	Willie Park	166	Bob Martin	168	Prestwick, Scotland	N/A
1876	Bob Martin*	176	David Strath	176	St. Andrews, Scotland	N/A
1877	Jamie Anderson	160	Robert Pringle	162	Musselburgh, Scotland	N/A
1878	Jamie Anderson	157	Bob Kirk	159	Prestwick, Scotland	N/A
1879	Jamie Anderson	169	Andrew Kirkaldy James Allan	172	St. Andrews, Scotland	N/A
1880	Robert Ferguson	162	Peter Paxton	167	Musselburgh, Scotland	N/A
1881	Robert Ferguson	170	Jamie Anderson	173	Prestwick, Scotland	N/A
1882	Robert Ferguson	171	Willie Fernie	174	St. Andrews, Scotland	N/A

*KEY: * = Playoff ** = Canceled because Tom Morris, Jr. retired championship belt*

Note: The 1860 tournament was open to professionals only. All other tournaments welcomed amateurs.

The Open Championship

THE OPEN 147TH CARNOUSTIE

NOTES

*With rounds of 65-69-65-69, **Jordan Spieth** finished at 12-under 268 to win the 146th Open Championship by three strokes over **Matt Kuchar** (his playing partner the final two rounds). With the victory, the 2015 FedExCup champion overtook **Dustin Johnson** for the top spot in the FedExCup standings.*

***Jordan Spieth** began the final round with a three-shot lead over his playing partner **Matt Kuchar**. Spieth went out in 37, while Kuchar opened with an even-par 34. Spieth continued to struggle when his drive on No. 13 went roughly 60 yards offline, resulting in a 20-minute ruling. He finished 13 with a bogey, including a one-stroke penalty for an unplayable lie, losing his lead for the first time of the tournament. Spieth played his next four holes birdie-eagle-birdie-birdie and closed with a par on 18, matching Kuchar's 69, yet converting the three-shot lead after 54 holes to a three-stroke victory in his third major title.*

***Jordan Spieth**'s 11th PGA TOUR victory came at the age of 23 years, 11 months and 26 days (just four days before his 24th birthday). He joined **Jack Nicklaus** as the only players to win three legs of the grand slam before the age of 24. Nicklaus won the 1963 PGA Championship at the age of 23 years, 6 months.*

*With his 11th PGA TOUR title, **Jordan Spieth** joined **Tiger Woods** as the only players in the modern era with 10 or more TOUR wins by the age of 24.*

***Branden Grace** set a major championship record in the third round, becoming the first player to record a 62 in major championship history. He went on to finish T6.*

*The 2017 Open Championship marked the first time **Jordan Spieth** (65-69-65-69) posted four rounds in the 60s in a major championship. By doing so, he joined **Greg Norman** (1983), **Nick Price** (1994), **Tiger Woods** (2000) and **Henrik Stenson** (2016) as the only players to perform the feat at The Open Championship.*

TOURNAMENT HISTORY

Year	Winner	Score	Runner-up	Score	Location	Yards
1883	Willie Fernie*	159	Robert Ferguson	159	Musselburgh, Scotland	N/A
1884	Jack Simpson	160	Douglas Rolland Willie Fernie	164	Prestwick, Scotland	N/A
1885	Bob Martin	171	Archie Simpson	172	St. Andrews, Scotland	N/A
1886	David Brown	157	Willie Campbell	159	Musselburgh, Scotland	N/A
1887	Willie Park, Jr.	161	Bob Martin	162	Prestwick, Scotland	N/A
1888	Jack Burns	171	Ben Sayers David Anderson	172	St. Andrews, Scotland	N/A
1889	Willie Park, Jr.*	155	Andrew Kirkaldy	155	Musselburgh, Scotland	N/A
1890	John Ball, Jr.	164	Willie Fernie Archie Simpson	167	Prestwick, Scotland	N/A
1891	Hugh Kirkaldy	166	Andrew Kirkaldy Willie Fernie	168	St. Andrews, Scotland	N/A
1892	Harold H. Hilton	305	John Ball, Jr. Hugh Kirkaldy Alexander Herd	308	Muirfield, Scotland	N/A
1893	William Auchterlonie	322	John E. Laidlay	324	Prestwick, Scotland	N/A
1894	John H. Taylor	326	Douglas Rolland	331	Royal St. George's, England	N/A
1895	John H. Taylor	322	Alexander Herd	326	St. Andrews, Scotland	N/A
1896	Harry Vardon*	316	John H. Taylor	316	Muirfield, Scotland	N/A
1897	Harold H. Hilton	314	James Braid	315	Hoylake, England	6,150
1898	Harry Vardon	307	Willie Park, Jr.	308	Prestwick, Scotland	5,732
1899	Harry Vardon	310	Jack White	315	Royal St. George's, England	6,012
1900	John H. Taylor	309	Harry Vardon	317	St Andrews, Scotland	6,323
1901	James Braid	309	Harry Vardon	312	Muirfield, Scotland	5,810
1902	Alexander Herd	307	Harry Vardon James Braid	308	Hoylake, England	6,335
1903	Harry Vardon	300	Tom Vardon	306	Prestwick, Scotland	5,948
1904	Jack White	296	John H. Taylor James Braid	297	Royal St. George's, England	6,223
1905	James Braid	318	John H. Taylor Rowland Jones	323	St. Andrews, Scotland	6,333
1906	James Braid	300	John H. Taylor	304	Muirfield, Scotland	5,934
1907	Arnaud Massy	312	John H. Taylor	314	Hoylake, England	6,355
1908	James Braid	291	Tom Ball	299	Prestwick, Scotland	5,948
1909	John H. Taylor	295	James Braid Tom Ball	301	Cinque Ports, England	6,495
1910	James Braid	299	Alexander Herd	303	St. Andrews, Scotland	6,487
1911	Harry Vardon*	303	Arnaud Massy	303	Royal St. George's, England	6,594
1912	Edward (Ted) Ray	295	Harry Vardon	299	Muirfield, Scotland	6,194
1913	John H. Taylor	304	Edward (Ted) Ray	312	Hoylake, England	6,455
1914	Harry Vardon	306	John H. Taylor	309	Prestwick, Scotland	6,122
1915	No Tournament+					
1916	No Tournament+					
1917	No Tournament+					
1918	No Tournament+					
1919	No Tournament+					
1920	George Duncan	303	Alexander Herd	305	Cinque Ports, England	6,653
1921	Jock Hutchison*	296	Roger Wethered	296	St. Andrews, Scotland	6,487
1922	Walter Hagen	300	George Duncan James M. Barnes	301	Royal St. George's, England	6,616
1923	Arthur G. Havers	295	Walter Hagen	296	Royal Troon, Scotland	6,415
1924	Walter Hagen	301	Ernest Whitcombe	302	Hoylake, England	6,750
1925	James M. Barnes	300	Archie Compston Edward (Ted) Ray	301	Prestwick, Scotland	6,444
1926	Robert T. Jones, Jr.	291	Al Watrous	293	Royal Lytham & St. Annes, England	6,456
1927	Robert T. Jones, Jr.	285	Aubrey Boomer Fred Robson	291	St. Andrews, Scotland	6,572
1928	Walter Hagen	292	Gene Sarazen	294	Royal St. George's, England	6,751
1929	Walter Hagen	292	Johnny Farrell	298	Muirfield, Scotland	6,738
1930	Robert T. Jones, Jr.	291	Macdonald Smith Leo Diegel	293	Hoylake, England	6,750
1931	Tommy Armour	296	Jose Jurado	297	Carnoustie, Scotland	6,410
1932	Gene Sarazen	283	Macdonald Smith	288	Prince's, England	6,890
1933	Denny Shute*	292	Craig Wood	292	St. Andrews, Scotland	6,572
1934	Henry Cotton	283	Sidney F. Brews	288	Royal St. George's, England	6,776
1935	Alfred Perry	283	Alfred Padgham	287	Muirfield, Scotland	6,806
1936	Alfred Padgham	287	James Adams	288	Hoylake, England	7,078
1937	Henry Cotton	290	R.A. Whitcombe	292	Carnoustie, Scotland	7,135
1938	R. A. Whitcombe	295	James Adams	297	Royal St. George's, England	6,728
1939	Richard Burton	290	Johnny Bulla	292	St. Andrews, Scotland	6,842
1940	No Tournament++					
1941	No Tournament++					
1942	No Tournament++					
1943	No Tournament++					
1944	No Tournament++					
1945	No Tournament++					

*KEY: * = Playoff + = World War I ++ = World War II Note: Competition extended from 36 to 72 holes after 1891*

The Open Championship

THE OPEN 147TH CARNOUSTIE

NOTES

At the conclusion of the 2017 Open Championship, ***Jordan Spieth*** *held the lead/co-lead 15 times (out of 70 total rounds) in major championships (three times after the first round, four times after the second round, five times after the third round and three times after victories).*

While not an official wire-to-wire win (he shared the lead with two others after day one), ***Jordan Spieth*** *joined* ***Harry Vardon*** *(1899, 1903),* ***J.H. Taylor*** *(1900),* ***Lee Trevino*** *(1971) and* ***Gary Player*** *(1974) as players who led after every round but were tied for the lead in at least one round in 72-hole Open Championships.*

Jordan Spieth*'s week began with a bogey-free 5-under 65, equaling* ***Louis Oosthuizen*** *(2015) for lowest opening round by an Open champion. Spieth later added a bogey-free 65 in the third round.*

The runner-up finish for ***Matt Kuchar*** *was his 10th on the PGA TOUR, but first in a major championship. Kuchar struggled early in his career at The Open, missing the cut in his first five starts, but reeled off seven made cuts in his last eight starts.*

China's ***Haotong Li*** *closed with a 7-under 63 in his Open Championship debut to finish solo-third – the highest-finish ever in a major championship by a player from China.*

Rafa Cabrera Bello *finished T4 in his attempt to join* ***Phil Mickelson*** *(2013) as the only players to win the Scottish Open and Open Championship back-to-back in the same season.*

Brooks Koepka *finished T6 in 2017 as he sought to join the following players who have won the U.S. Open and Open Championship back-to-back in the same season (5):* ***Tiger Woods*** *(2000),* ***Tom Watson*** *(1982),* ***Lee Trevino*** *(1971),* ***Gene Sarazen*** *(1932),* ***Bobby Jones*** *(1926, 1930).*

Henrik Stenson *finished T11 in his bid to become just the sixth player to post consecutive Open Championship victories since 1960:* ***Padraig Harrington*** *(2007-08),* ***Tiger Woods*** *(2005-06),* ***Tom Watson*** *(1982-83),* ***Lee Trevino*** *(1971-72) and* ***Arnold Palmer*** *(1961-62).*

TOURNAMENT HISTORY

Year	Winner	Score	Runner-up	Score	Location	Par/Yards
1946	Sam Snead	290	Bobby Locke	294	St. Andrews, Scotland	6,923
1947	Fred Daly	293	Johnny Bulla R.W. Horne Frank Stranahan	294	Hoylake, England	7,078
1948	Henry Cotton	284	Fred Daly	289	Muirfield, Scotland	6,806
1949	Bobby Locke*	283	Harry Bradshaw	283	Royal St. George's, England	6,728
1950	Bobby Locke	279	Roberto De Vicenzo	281	Royal Troon, Scotland	6,583
1951	Max Faulkner	285	Antonio Cerda	287	Portrush, Ireland	6,802
1952	Bobby Locke	287	Peter Thomson	288	Royal Lytham & St. Annes, England	6,657
1953	Ben Hogan	282	Frank Stranahan Dai Rees Peter Thomson Antonio Cerda	286	Carnoustie, Scotland	7,200
1954	Peter Thomson	283	Sidney S. Scott Dai Rees Bobby Locke	284	Royal Birkdale, England	6,867
1955	Peter Thomson	281	John Fallon	283	St. Andrews, Scotland	6,526
1956	Peter Thomson	286	Flory Van Donck	289	Hoylake, England	6,960
1957	Bobby Locke	279	Peter Thomson	282	St Andrews, Scotland	6,936
1958	Peter Thomson*	278	Dave Thomas	278	Royal Lytham & St. Annes, England	74/6,635
1959	Gary Player	284	Fred Bullock Flory Van Donck	286	Muirfield, Scotland	72/6,806
1960	Kel Nagle	278	Arnold Palmer	279	St. Andrews, Scotland	6,936
1961	Arnold Palmer	284	Dai Rees	285	Royal Birkdale, England	74/6,844
1962	Arnold Palmer	276	Kel Nagle	282	Royal Troon, Scotland	7,045
1963	Bob Charles*	277	Phil Rodgers	277	Royal Lytham & St. Annes, England	70/6,836
1964	Tony Lema	279	Jack Nicklaus	284	St. Andrews, Scotland	72/6,926
1965	Peter Thomson	285	Brian Huggett Christy O'Connor	287	Royal Birkdale, England	73/7,037
1966	Jack Nicklaus	282	Doug Sanders Dave Thomas	283	Muirfield, Scotland	71/6,887
1967	Roberto De Vicenzo	278	Jack Nicklaus	280	Hoylake, England	72/6,995
1968	Gary Player	289	Jack Nicklaus Bob Charles	291	Carnoustie, Scotland	72/7,252
1969	Tony Jacklin	280	Bob Charles	282	Royal Lytham & St. Annes, England	71/6,848
1970	Jack Nicklaus*	283	Doug Sanders	283	St. Andrews, Scotland	72/6,951
1971	Lee Trevino	278	Lu-Liang Huan	279	Royal Birkdale, England	73/7,080
1972	Lee Trevino	278	Jack Nicklaus	279	Muirfield, Scotland	71/6,892
1973	Tom Weiskopf	276	Johnny Miller Neil Coles	279	Royal Troon, Scotland	72/7,064
1974	Gary Player	282	Peter Oosterhuis	286	Royal Lytham & St. Annes, England	71/6,822
1975	Tom Watson*	279	Jack Newton	279	Carnoustie, Scotland	72/7,065
1976	Johnny Miller	279	Jack Nicklaus Seve Ballesteros	285	Royal Birkdale, England	72/7,001
1977	Tom Watson	268	Jack Nicklaus	269	Turnberry, Scotland	70/6,875
1978	Jack Nicklaus	281	Ben Crenshaw Simon Owen Tom Kite Raymond Floyd	283	St. Andrews, Scotland	72/6,933
1979	Seve Ballesteros	283	Ben Crenshaw Jack Nicklaus	286	Royal Lytham & St. Annes, England	71/6,822
1980	Tom Watson	271	Lee Trevino	275	Muirfield, Scotland	71/6,926
1981	Bill Rogers	276	Bernhard Langer	280	Royal St. George's, England	70/6,827
1982	Tom Watson	284	Nick Price Peter Oosterhuis	285	Royal Troon, Scotland	72/7,067
1983	Tom Watson	275	Andy Bean Hale Irwin	276	Royal Birkdale, England	71/6,968
1984	Seve Ballesteros	276	Tom Watson Bernhard Langer	278	St. Andrews, Scotland	72/6,933
1985	Sandy Lyle	282	Payne Stewart	283	Royal St. George's, England	70/6,857
1986	Greg Norman	280	Gordon Brand	285	Turnberry, Scotland	70/6,957
1987	Nick Faldo	279	Paul Azinger Rodger Davis	280	Muirfield, Scotland	71/6,963
1988	Seve Ballesteros	273	Nick Price	275	Royal Lytham & St. Annes, England	71/6,857
1989	Mark Calcavecchia*	275	Wayne Grady Greg Norman	275	Royal Troon, Scotland	72/7,067
1990	Nick Faldo	270	Payne Stewart Mark McNulty	275	St. Andrews, Scotland	72/6,933
1991	Ian Baker-Finch	272	Mike Harwood	274	Royal Birkdale, England	70/6,940
1992	Nick Faldo	272	John Cook	273	Muirfield, Scotland	71/6,970
1993	Greg Norman	267	Nick Faldo	269	Royal St. George's, England	70/6,860
1994	Nick Price	268	Jesper Parnevik	269	Turnberry, Scotland	70/6,957
1995	John Daly*	282	Costantino Rocca	282	St. Andrews, Scotland	72/6,933
1996	Tom Lehman	271	Ernie Els Mark McCumber	273	Royal Lytham & St. Annes, England	71/6,892
1997	Justin Leonard	272	Darren Clarke Jesper Parnevik	275	Royal Troon, Scotland	71/7,079
1998	Mark O'Meara*	280	Brian Watts	280	Royal Birkdale, England	70/7,018

*KEY: * = Playoff Note: Became an official PGA TOUR victory/money in 1995*

The Open Championship

THE OPEN 147TH CARNOUSTIE

NOTES

*Two-time Open champion **Ernie Els** opened his 27th overall appearance with a first-round 2-under 68, extending his record of most sub-70 scores in Open Championship history to 41. Els increased his total of most under-par rounds at The Open to 52, seven behind **Jack Nicklaus** (59) and two behind **Nick Faldo** (54).*


ERNIE ELS

*Making his Open Championship debut, **Alfie Plant** (T62) was the only amateur of five who made the cut in 2017. He joined **Justin Rose** (1998) and **Chris Wood** (2008) as Silver Medal winners over the last three Opens contested at Royal Birkdale.*

Tournament Record:
264, Henrik Stenson (2015-16) (Royal Troon)
18-Hole Record:
62, Branden Grace (2016-17) (Royal Birkdale GC)

TOURNAMENT HISTORY

Year	Winner	Score	Runner-up	Score	Location	Par/Yards
1999	Paul Lawrie*	290	Justin Leonard	290	Carnoustie, Scotland	71/7,361
2000	Tiger Woods	269	Jean Van de Velde Thomas Bjorn Ernie Els	277	St. Andrews, Scotland	72/7,115
2001	David Duval	274	Niclas Fasth	277	Royal Lytham & St. Annes, England	71/6,905
2002	Ernie Els*	278	Stuart Appleby	278	Muirfield, Scotland	71/7,034
2003	Ben Curtis	283	Steve Elkington Thomas Levet Thomas Bjorn Vijay Singh	284	Royal St. George's, England	71/7,106
2004	Todd Hamilton*	274	Ernie Els	274	Royal Troon, Scotland	71/7,175
2005	Tiger Woods	274	Colin Montgomerie	279	St. Andrews, Scotland	72/7,279
2006	Tiger Woods	270	Chris DiMarco	272	Royal Liverpool, England	72/7,258
2007	Padraig Harrington*	277	Sergio Garcia	277	Carnoustie, Scotland	71/7,361
2008	Padraig Harrington	283	Ian Poulter	287	Royal Birkdale, England	70/7,173
2009	Stewart Cink*	278	Tom Watson	278	Turnberry, Scotland	70/7,204
2010	Louis Oosthuizen	272	Lee Westwood	279	St. Andrews, Scotland	72/7,305
2011	Darren Clarke	275	Dustin Johnson Phil Mickelson	278	Royal St. George's GC, England	70/7,211
2012	Ernie Els	273	Adam Scott	274	Royal Lytham & St. Annes, England	70/7,086
2013	Phil Mickelson	281	Henrik Stenson	284	Muirfield, Scotland	71/7,030
2013-14	Rory McIlroy	271	Rickie Fowler Sergio Garcia	273	Royal Liverpool, England	72/7,312
2014-15	Zach Johnson*	273	Marc Leishman Louis Oosthuizen	273	St. Andrews, Scotland	72/7,312
2015-16	Henrik Stenson	264	Phil Mickelson	267	Royal Troon, Scotland	71/7,190
2016-17	Jordan Spieth	268	Matt Kuchar	271	Royal Birkdale, England	70/7,156

*KEY: * = Playoff*

RBC Canadian Open

[The 39th of 43 events in the PGA TOUR Season]

Winner: JHONATTAN VEGAS
FedExCup Points: 500 **$1,080,000**
66-69-67-65 **267 (-21)**

Oakville, Ontario **July 24-30, 2017** **FedExCup Points: 500 (first)** **Purse: $6,000,000**
Glen Abbey Golf Club **Par/Yards: 35-37—72/7,253**

LEADERS

First Round		Second Round		Third Round	
Kevin Chappell	65 (-7)	Martin Flores	132 (-12)	Charley Hoffman	199 (-17)
Matt Every	65 (-7)	Matt Every	133 (-11)	Kevin Chappell	200 (-16)
Brandon Hagy	65 (-7)	Brandon Hagy	133 (-11)	Robert Garrigus	201 (-15)
Ollie Schniederjans	65 (-7)	Gary Woodland	133 (-11)	Gary Woodland	201 (-15)
Hudson Swafford	65 (-7)	Kevin Chappell	134 (-10)	Tony Finau	202 (-14)
Jhonattan Vegas	66 (-6)	Charley Hoffman	134 (-10)	Andres Gonzales	202 (-14)
		Ryan Ruffels	134 (-10)	Brandon Hagy	202 (-14)
		Vijay Singh	134 (-10)	Ryan Ruffels	202 (-14)
		Harold Varner III	134 (-10)	Sam Saunders	202 (-14)
		Jhonattan Vegas	135 (-9)	Jhonattan Vegas	202 (-14)

CUT: 76 professionals at 4-under 140 from a field of 153 professionals and three amateurs.

WEATHER: **Thursday:** Cloudy, with moderate rain in the morning. High of 78. Wind WNW 5-10 mph. Thunderstorms developed in the afternoon and play was suspended at 3:45 p.m. ET. After a delay of 1 hour and 55 minutes, play resumed at 5:40 p.m. before being suspended again due to darkness at 8:48 p.m. with 14 players yet to complete the round, which resumed at 8:20 a.m. Friday and was completed at 9:01 a.m. The second round began at 7:10 a.m. as scheduled. **Friday:** Mostly cloudy with a high of 72. Wind NNE 10-15 mph with gusts up to 20 mph. **Saturday:** Partly cloudy morning with sunny skies in the afternoon with a high of 76. Wind NE 10-15 mph. **Sunday:** Partly cloudy with a high temperature of 86. Wind NW at 10-15 mph in the morning decreased to 5-10 mph in the afternoon.

ORDER OF FINISH

Won with a birdie-4 on the first playoff hole.

Player	Finish	Scores	Total	FedExCup Points	Money
Jhonattan Vegas	1	66-69-67-65	267	500.00	$1,080,000.00
Charley Hoffman	2	68-66-65-68	267	300.00	648,000.00
Ian Poulter	3	67-69-68-64	268	190.00	408,000.00
Gary Woodland	4	70-63-68-68	269	135.00	288,000.00
Tony Finau	T5	69-67-66-68	270	100.00	219,000.00
Robert Garrigus	T5	70-69-62-69	270	100.00	219,000.00
Brandon Hagy	T5	65-68-69-68	270	100.00	219,000.00
Kevin Chappell	T8	65-69-66-71	271	82.50	180,000.00
Dustin Johnson	T8	67-69-68-67	271	82.50	180,000.00
Andres Gonzales	T10	67-69-66-70	272	67.50	144,000.00
James Hahn	T10	66-73-67-66	272	67.50	144,000.00
Sean O'Hair	T10	69-68-70-65	272	67.50	144,000.00
Seamus Power	T10	68-70-68-66	272	67.50	144,000.00
Keegan Bradley	T14	67-69-72-65	273	53.00	102,000.00
Matt Every	T14	65-68-70-70	273	53.00	102,000.00
J.B. Holmes	T14	67-70-68-68	273	53.00	102,000.00
C.T. Pan	T14	72-66-67-68	273	53.00	102,000.00
Vijay Singh	T14	66-68-71-68	273	53.00	102,000.00
Martin Flores	T19	66-66-72-70	274	44.00	75,300.00
Kramer Hickok	T19	67-71-67-69	274		75,300.00
Sam Saunders	T19	68-67-67-72	274	44.00	75,300.00
Tyrone Van Aswegen	T19	66-70-67-71	274	44.00	75,300.00
Seung-Yul Noh	T23	69-67-71-68	275	36.37	55,200.00
Chez Reavie	T23	67-69-69-70	275	36.37	55,200.00
Rory Sabbatini	T23	70-66-67-72	275	36.37	$55,200.00
Harold Varner III	T23	69-65-69-72	275	36.37	55,200.00
Smylie Kaufman	T27	66-71-68-71	276	31.00	44,400.00
David Lingmerth	T27	67-70-68-71	276	31.00	44,400.00
Nick Watney	T27	68-69-68-71	276	31.00	44,400.00
Blayne Barber	T30	69-68-72-68	277	27.25	39,900.00
Luke List	T30	72-68-67-70	277	27.25	39,900.00
Chad Campbell	T32	66-69-68-75	278	19.65	30,480.00
Jim Herman	T32	66-73-71-68	278	19.65	30,480.00
Tom Hoge	T32	71-68-70-69	278	19.65	30,480.00
Mac Hughes	T32	67-69-74-68	278	19.65	30,480.00
Matt Kuchar	T32	71-68-70-69	278	19.65	30,480.00
Danny Lee	T32	72-68-70-68	278	19.65	30,480.00
Sebastián Muñoz	T32	69-69-71-69	278	19.65	30,480.00
Tag Ridings	T32	67-69-73-69	278	19.65	30,480.00
Ryan Ruffels	T32	67-67-68-76	278		30,480.00
Hudson Swafford	T32	65-72-71-70	278	19.65	30,480.00
Ricky Barnes	T42	70-70-71-68	279	11.75	20,400.00
Lee McCoy	T42	68-71-67-73	279		20,400.00
J.T. Poston	T42	69-71-69-70	279	11.75	20,400.00
Daniel Summerhays	T42	67-70-72-70	279	11.75	20,400.00
Bubba Watson	T42	66-73-71-69	279	11.75	20,400.00
Richy Werenski	T42	67-71-70-71	279	11.75	20,400.00
Steven Alker	T48	70-70-69-71	280	8.25	15,080.00
Patrick Cantlay	T48	68-72-69-71	280	8.25	15,080.00
Chad Collins	T48	70-69-73-68	280	8.25	15,080.00
Graham DeLaet	T48	68-68-73-71	280	8.25	15,080.00
Sam Horsfield	T48	68-70-69-73	280		$15,080.00
Kevin Tway	T48	67-71-72-70	280	8.25	15,080.00
Ben Crane	T54	68-70-69-74	281	5.97	13,740.00
Ollie Schniederjans	T54	65-71-70-75	281	5.97	13,740.00
Camilo Villegas	T54	71-69-74-67	281	5.97	13,740.00
Steve Wheatcroft	T54	72-68-69-72	281	5.97	13,740.00
Ryan Armour	T58	71-69-70-72	282	5.10	13,260.00
Ryan Blaum	T58	70-70-72-70	282	5.10	13,260.00
K.J. Choi	T58	66-73-69-74	282	5.10	13,260.00
Peter Malnati	T58	66-74-73-69	282	5.10	13,260.00
Stewart Cink	T62	69-69-71-74	283	4.20	12,720.00
Mark Hubbard	T62	67-73-71-72	283	4.20	12,720.00
Andrew Loupe	T62	70-70-71-72	283	4.20	12,720.00
Bryce Molder	T62	71-69-70-73	283	4.20	12,720.00
Scott Stallings	T62	71-69-67-76	283	4.20	12,720.00
Ken Duke	T67	68-68-74-74	284	3.40	12,240.00
Morgan Hoffmann	T67	68-67-74-75	284	3.40	12,240.00
Robby Shelton	T67	70-70-73-71	284		12,240.00
Miguel Angel Carballo	T70	70-69-72-74	285	2.80	11,760.00
Chris Kirk	T70	70-69-70-76	285	2.80	11,760.00
Cameron Percy	T70	68-71-73-73	285	2.80	11,760.00
Carl Pettersson	T70	68-70-72-75	285	2.80	11,760.00
Andres Romero	T70	70-70-70-75	285	2.80	11,760.00
Jim Furyk	75	68-72-71-75	286	2.50	11,400.00
Brett Drewitt	76	68-72-72-77	289	2.40	11,280.00

The following players did not finish
(C=cut, W=withdrew, D=disqualified, A=amateur)

C—141-Mark Anderson, Hugo Bernard (A), Zac Blair, Greg Chalmers, Ernie Els, Harris English, Julián Etulain, Cody Gribble, David Hearn, Spencer Levin, Curtis Luck, Hunter Mahan, Grayson Murray, Drew Nesbitt, Bryn Parry, Johnny Ruiz, Shawn Stefani, Nick Taylor, Cameron Tringale, **142**-Brian Campbell, Wyndham Clark, Retief Goosen, Matt Jones, Michael Kim, Jason Kokrak, Shane Lowry, Geoff Ogilvy, D.A. Points, J.J. Spaun, Vaughn Taylor, Johnson Wagner, Boo Weekley, **143**-Roberto Castro, Alex Cejka, Bob Estes, John Huh, Ryo Ishikawa, Austin James (A), Sung Kang, Whee Kim, Anirban Lahiri, Ben Martin, Brian Stuard, **144**-Ryan Brehm, Brian Gay, Adam Hadwin, J.J. Henry, Billy Hurley III, Brett Stegmaier, Tim Wilkinson, **145**-Jason Bohn, Gonzalo Fdez-Castano, Daniel Kim, Mike Weir, **146**-Dominic Bozzelli, Troy Merritt, Patrick Rodgers, Cameron Smith, Riley Wheeldon, **147**-Brad Fritsch, Jhared Hack, Matt Hill, Nicholas Lindheim, Graeme McDowell, Trey Mullinax, Ryan Palmer, Chris Stroud, **148**-Scott Brown, Joel Dahmen, Max Homa, Kyle Reifers, Bobby Wyatt, **150**-Jared du Toit, Rick Lamb, Jonathan Randolph, **153**-Shane Bertsch, **155**-Kelly Kraft, Garrett Rank (A), Ryan Williams. **W—75**-William McGirt.

TOURNAMENT HISTORY

Year	Winner	Score	Runner-up	Score	Location	Par/Yards
CANADIAN OPEN						
1904	John H. Oke	156	Percy Barrett	158	Royal Montreal GC, Dixie, Quebec	5,665
1905	George Cumming	148	Percy Barrett	151	Toronto GC, Mississauga, Ontario	5,125
1906	Charles Murray	170	George Cumming Alex Robertson Tom Reith	171	Royal Ottawa GC, Aylmer, Quebec	6,310
1907	Percy Barrett	306	George Cumming	308	Lambton GC, Toronto, Ontario	71/6,604
1908	Albert Murray	300	George Sargent	304	Royal Montreal GC, Dixie, Quebec	5,665
1909	Karl Keffer	309	George Cumming	312	Toronto GC, Mississauga, Ontario	5,125
1910	Daniel Kenny	303	George S. Lyon	307	Lambton GC, Toronto, Ontario	71/6,664
1911	Charles Murray	314	Davie Black	316	Royal Ottawa GC, Aylmer, Quebec	6,310
1912	George Sargent	299	James M. Barnes	302	Rosedale GC, Toronto, Ontario	67/5,225
1913	Albert Murray	295	Nicol Thompson Jack Burke, Sr.	301	Royal Montreal GC, Dixie, Quebec	5,665
1914	Karl Keffer	300	George Cumming	301	Toronto GC, Mississauga, Ontario	73/6,613
1915	No Tournament**					
1916	No Tournament**					
1917	No Tournament**					
1918	No Tournament**					
1919	J. Douglas Edgar	278	James Barnes Robert T. Jones, Jr.# Karl Keffer	294	Hamilton G&CC, Ancaster, Ontario	70/6,470

*KEY: * = Playoff # = Amateur ** = World War I*

RBC Canadian Open

NOTES

*After defeating **Charley Hoffman** in a sudden-death playoff, Venezuela's **Jhonattan Vegas** successfully defended his RBC Canadian Open title to secure his third PGA TOUR victory in his 156th start at the age of 32 years, 11 months and 11 days. He began the day three strokes back of solo third-round leader Hoffman. On the first extra hole, the par-5 18th, Vegas and Hoffman both hit their tee shots into fairway bunkers. Vegas hit his second shot to the greenside rough and nearly chipped in, leaving himself with a 1'4" birdie putt. Hoffman laid up on his second shot and then hit his third shot from 111 yards into the greenside bunker. Hoffman's failure to hole the bunker shot secured the victory for Vegas.*

*The 2017 RBC Canadian Open marked the first playoff since **Sean O'Hair** defeated **Kris Blanks** on the first extra hole in 2011.*

***Jhonattan Vegas** became the first repeat winner of the RBC Canadian Open since **Jim Furyk** (2006-07). Since its 1904 inception, only 17 players have won the RBC Canadian Open more than once, with six doing so in back-to-back seasons.*

***Jhonattan Vegas** became the fourth consecutive international winner of the RBC Canadian Open, joining **Jason Day** (2015) and **Tim Clark** (2014).*

*The playoff was **Jhonattan Vegas**' second win in extra holes. He defeated **Gary Woodland** and **Bill Haas** at the 2011 CareerBuilder Challenge for his first career PGA TOUR victory.*

***Jhonattan Vegas**' 72-hole total score of 21-under-par 267 at Glen Abbey is one stroke shy of the low 72-hole score at the course. **Tiger Woods**' shot a 22-under 266 at Glen Abbey in 2000 for a one-stroke victory.*

***Jhonattan Vegas**, who entered the week on the heels of five consecutive missed cuts, tied **Gary Woodland** for total birdies made, with 27. Despite a field total of 71 eagles, Vegas failed to record a single eagle in any of his rounds.*

TOURNAMENT HISTORY

Year	Winner	Score	Runner-up	Score	Location	Par/Yards
CANADIAN OPEN						
1920	J. Douglas Edgar*	298	Tommy Armour	298	Rivermead GC, Aylmer, Quebec	72/6,140
			Charles Murray			
1921	W. H. Trovinger	293	Mike Brady	296	Toronto GC, Mississauga, Ontario	73/6,613
			Bob MacDonald			
1922	Al Watrous	303	Tom Kerrigan	304	Mt. Bruno GC, St. Bruno, Quebec	70/6,543
1923	C. W. Hackney	295	Tom Kerrigan	300	Lakeview GC, Mississauga, Ontario	70/6,263
1924	Leo Diegel	285	Gene Sarazen	287	Mt. Bruno GC, St. Bruno, Quebec	70/6,543
1925	Leo Diegel	295	Mike Brady	297	Lambton GC, Toronto, Ontario	71/6,604
1926	Macdonald Smith	283	Gene Sarazen	286	Royal Montreal GC, Dixie, Quebec	73/6,530
1927	Tommy Armour	288	Macdonald Smith	289	Toronto GC, Mississauga, Ontario	73/6,613
1928	Leo Diegel	282	Archie Compston	284	Rosedale GC, Toronto, Ontario	72/6,240
			Walter Hagen			
			Macdonald Smith			
1929	Leo Diegel	274	Tommy Armour	277	Kanawaki GC, Kahnawake, Quebec	70/6,360
1930	Tommy Armour*	277	Leo Diegel	277	Hamilton G&CC, Ancaster, Ontario	70/6,470
1931	Walter Hagen*	292	Percy Alliss	292	Mississauga G&CC, Mississauga, Ontario	72/6,545
1932	Harry Cooper	290	Al Watrous	293	Ottawa Hunt Club, Ottawa, Ontario	73/6,770
1933	Joe Kirkwood	282	Harry Cooper	290	Royal York GC, Toronto, Ontario	72/6,575
			Lex Robson			
1934	Tommy Armour	287	Ky Laffoon	289	Lakeview GC, Toronto, Ontario	70/6,263
1935	Gene Kunes	280	Vic Ghezzi	282	Summerlea GC, Montreal, Quebec	70/6,500
1936	Lawson Little	271	Jimmy Thomson	279	St. Andrews GC, Toronto, Ontario	70/6,625
1937	Harry Cooper	285	Ralph Guldahl	287	St. Andrews GC, Toronto, Ontario	70/6,625
1938	Sam Snead*	277	Harry Cooper	277	Mississauga G&CC, Mississauga, Ontario	72/6,545
1939	Harold McSpaden	282	Ralph Guldahl	287	Riverside CC, St. John, New Brunswick	70/6,231
1940	Sam Snead*	281	Harold McSpaden	281	Scarborough G&CC, Scarborough, Ontario	71/6,554
1941	Sam Snead	274	Bob Gray, Jr.	276	Lambton GC, Toronto, Ontario	70/6,604
1942	Craig Wood	275	Mike Turnesa	279	Mississauga G&CC, Mississauga, Ontario	72/6,545
1943	No Tournament +					
1944	No Tournament +					
1945	Byron Nelson	280	Herman Barron	284	Thornhill GC, Thornhill, Ontario	70/6,317
1946	George Fazio*	278	Dick Metz	278	Beaconsfield GC, Montreal, Quebec	72/6,665
1947	Bobby Locke	268	Ed Oliver	270	Scarborough G&CC, Scarborough, Ontario	71/6,554
1948	C.W. Congdon	280	Vic Ghezzi	283	Shaughnessy Heights GC, Vancouver, B.C.	72/6,600
			Ky Laffoon			
			Dick Metz			
1949	Dutch Harrison	271	Jim Ferrier	275	St. George's G&CC, Etobicoke, Ontario	72/6,645
1950	Jim Ferrier	271	Ted Kroll	274	Royal Montreal GC, Dixie, Quebec	72/6,522
1951	Jim Ferrier	273	Fred Hawkins	275	Mississauga G&CC, Mississauga, Ontario	72/6,543
			Ed Oliver			
1952	Johnny Palmer	263	Fred Haas	274	St. Charles CC, Winnipeg, Manitoba	72/6,377
			Dick Mayer			
1953	Dave Douglas	273	Wally Ulrich	274	Scarborough G&CC, Scarborough, Ontario	72/6,377
1954	Pat Fletcher	280	Gordon Brydson	284	Point Grey GC, Vancouver, B.C.	71/6,400
			Bill Welch			
1955	Arnold Palmer	265	Jack Burke, Jr.	269	Weston GC, Toronto, Ontario	72/6,428
1956	Doug Sanders*#	273	Dow Finsterwald	273	Beaconsfield GC, Montreal, Quebec	72/6,543
1957	George Bayer	271	Bo Wininger	273	Westmount G&CC, Kitchener, Ontario	71/6,444
1958	Wesley Ellis, Jr.	267	Jay Hebert	268	Mayfair G&CC, Edmonton, Alberta	70/6,657
1959	Doug Ford	276	Dow Finsterwald	278	Islesmere G&CC, Montreal, Quebec	72/6,690
			Art Wall			
			Bo Wininger			
1960	Art Wall	269	Bob Goalby	275	St. George's G&CC, Etobicoke, Ontario	72/6,710
			Jay Hebert			
1961	Jacky Cupit	270	Buster Cupit	275	Niakwa CC, Winnipeg, Manitoba	70/6,426
			Dow Finsterwald			
			Bobby Nichols			
1962	Ted Kroll	278	Charles Sifford	280	Le Club Laval-sur-le-Lac, Laval-sur-le-Lac, Quebec	72/6,555
1963	Doug Ford	280	Al Geiberger	281	Scarborough G&CC, Scarborough, Ontario	71/6,752
1964	Kel Nagle	277	Arnold Palmer	279	Pinegrove G&CC, St. Luc, Quebec	71/7,090
1965	Gene Littler	273	Jack Nicklaus	274	Mississauga G&CC, Mississauga, Ontario	70/6,543
1966	Don Massengale	280	Chi Chi Rodriguez	283	Shaughnessy G&CC, Vancouver, B.C.	71/6,907
1967	Billy Casper*	279	Art Wall	279	Montreal Municipal GC, Montreal, Quebec	71/6,600
1968	Bob Charles	274	Jack Nicklaus	276	St. George's G&CC, Etobicoke, Ontario	70/6,792
1969	Tommy Aaron*	275	Sam Snead	275	Pinegrove G&CC, St. Luc, Quebec	71/7,090
1970	Kermit Zarley	279	Gibby Gilbert	282	London Hunt & CC, London, Ontario	72/7,168
1971	Lee Trevino*	275	Art Wall	275	Richelieu Valley G&CC, Ste. Julie de Vercheres, Quebec	72/6,905
1972	Gay Brewer	275	Sam Adams	276	Cherry Hill Club, Ridgeway, Ontario	71/6,751
			Dave Hill			

*KEY: * = Playoff # = Amateur + = World War II*

RBC Canadian Open

NOTES

Charley Hoffman *held the 54-hole lead/co-lead for the fourth time in his career and failed to win. This marked the 17th time in Hoffman's career that he had held the lead/co-lead after any round on the PGA TOUR and failed to convert any of them to victory (six first-round, seven second-round and four third-round leads/co-leads).*

Ian Poulter *began the final round T16 before firing a bogey-free 8-under 64 to finish solo-third. Beginning the week No. 71 in the Official World Golf Ranking, Poulter needed a win to advance to the WGC-Bridgestone Invitational the following week.*

Gary Woodland*'s second-round 63, which featured 10 birdies, tied his personal-best total birdies in a single round, which he first achieved earlier this season in the final round of the AT&T Pebble Beach Pro-Am.*

Robert Garrigus *posted a 10-under 62 in the third round to match the course record at Glen Abbey. Garrigus' round included six birdies and a pair of eagles at the par-5 2nd and 16th holes, one stroke shy of his career-best 61 (R3/2012/CareerBuilder Challenge). Garrigus shared the Glen Abbey course record with* ***John Merrick*** *(2013),* ***Greg Norman*** *(1986),* ***Andy Bean*** *(1983) and* ***Leonard Thompson*** *(1981).*

Canada's ***Mac Hughes*** *won the Rivermead Cup for earning low Canadian honors at the RBC Canadian Open.* ***Graham DeLaet****, the only other Canadian (of 17 in the field) to make the cut, shot a 71 on Sunday to finish T48.*

2011 RBC Canadian Open champion ***Sean O'Hair*** *shot a 7-under 65 in round four to finish T10. O'Hair birdied all four par 3s in the final round, the only time in his career he has ever achieved the feat.*

Tournament Record:
263, Johnny Palmer (1952), Scott Piercy (2012), Tim Clark (2013-14)

Current Course Record:
62, Leonard Thompson (1981), Andy Bean (1983), Greg Norman (1986), John Merrick (2013), Robert Garrigus (2016-17)

Tournament Course Record:
60, Carl Pettersson (2010) - St. George's G&CC

TOURNAMENT HISTORY

Year	Winner	Score	Runner-up	Score	Location	Par/Yards
1973	Tom Weiskopf	278	Forrest Fezler	280	Richelieu Valley G&CC, Ste. Julie de Vercheres, Quebec	72/6,905
1974	Bobby Nichols	270	John Schlee	274	Mississaugua G&CC, Mississaugua, Ontario	70/6,788
1975	Tom Weiskopf*	274	Larry Ziegler Jack Nicklaus	274	Royal Montreal GC, Ile Bizard, Quebec	70/6,628
1976	Jerry Pate	267	Jack Nicklaus	271	Essex G&CC,Windsor, Ontario.	70/6,696
1977	Lee Trevino	280	Peter Oosterhuis	284	Glen Abbey GC, Oakville, Ontario	72/7,096
1978	Bruce Lietzke	283	Pat McGowan	284	Glen Abbey GC, Oakville, Ontario	71/7,059
1979	Lee Trevino	281	Ben Crenshaw	284	Glen Abbey GC, Oakville, Ontario	71/7,060
1980	Bob Gilder	274	Jerry Pate Leonard Thompson	276	Royal Montreal GC, Ile-Bizard, Quebec	70/6,628
1981	Peter Oosterhuis	280	Bruce Lietzke Jack Nicklaus Andy North	281	Glen Abbey GC, Oakville, Ontario	71/7,060
1982	Bruce Lietzke	277	Hal Sutton	279	Glen Abbey GC, Oakville, Ontario	71/7,060
1983	John Cook*	277	Johnny Miller	277	Glen Abbey GC, Oakville, Ontario	71/7,055
1984	Greg Norman	278	Jack Nicklaus	280	Glen Abbey GC, Oakville, Ontario	72/7,102
1985	Curtis Strange	279	Jack Nicklaus Greg Norman	281	Glen Abbey GC, Oakville, Ontario	72/7,102
1986	Bob Murphy	280	Greg Norman	283	Glen Abbey GC, Oakville, Ontario	72/7,102
1987	Curtis Strange	276	David Frost Jodie Mudd Nick Price	279	Glen Abbey GC, Oakville, Ontario	72/7,102
1988	Ken Green	275	Bill Glasson Scott Verplank	276	Glen Abbey GC, Oakville, Ontario	72/7,102
1989	Steve Jones	271	Clark Burroughs Mark Calcavecchia Mike Hulbert	273	Glen Abbey GC, Oakville, Ontario	72/7,102
1990	Wayne Levi	278	Ian Baker-Finch Jim Woodward	279	Glen Abbey GC, Oakville, Ontario	72/7,102
1991	Nick Price	273	David Edwards	274	Glen Abbey GC, Oakville, Ontario	72/7,102
1992	Greg Norman*	280	Bruce Lietzke	280	Glen Abbey GC, Oakville, Ontario	72/7,102
1993	David Frost	279	Fred Couples	280	Glen Abbey GC, Oakville, Ontario	72/7,102
BELL CANADIAN OPEN						
1994	Nick Price	275	Mark Calcavecchia	276	Glen Abbey GC, Oakville, Ontario	72/7,102
1995	Mark O'Meara*	274	Bob Lohr	274	Glen Abbey GC, Oakville, Ontario	72/7,102
1996	Dudley Hart~	202	David Duval	203	Glen Abbey GC, Oakville, Ontario	72/7,112
1997	Steve Jones	275	Greg Norman	276	Royal Montreal GC, Ile-Bizard, Quebec	70/6,810
1998	Billy Andrade*	275	Bob Friend	275	Glen Abbey GC, Oakville, Ontario	72/7,112
1999	Hal Sutton	275	Dennis Paulson	278	Glen Abbey GC, Oakville, Ontario	72/7,112
2000	Tiger Woods	266	Grant Waite	267	Glen Abbey GC, Oakville, Ontario	72/7,112
2001	Scott Verplank	266	Bob Estes Joey Sindelar	269	Royal Montreal GC, Ile-Bizard, Quebec	70/6,859
2002	John Rollins*	272	Neal Lancaster Justin Leonard	272	Angus Glen GC (South), Markham, Ontario	72/7,372
2003	Bob Tway*	272	Brad Faxon	272	Hamiliton G&CC, Ancaster, Ontario	70/6,985
2004	Vijay Singh*	275	Mike Weir	275	Glen Abbey GC, Oakville, Ontario	71/7,222
2005	Mark Calcavecchia	275	Ben Crane Ryan Moore	276	Shaughnessy G&CC, Vancouver, BC	70/7,010
2006	Jim Furyk	266	Bart Bryant	267	Hamiliton G&CC, Ancaster, Ontario	70/6,983
CANADIAN OPEN						
2007	Jim Furyk	268	Vijay Singh	269	Angus Glen GC (North), Markham, Ontario	71/7,320
RBC CANADIAN OPEN						
2008	Chez Reavie	267	Billy Mayfair	270	Glen Abbey GC, Oakville, Ontario	71/7,222
2009	Nathan Green*	270	Retief Goosen	270	Glen Abbey GC, Oakville, Ontario	71/7,253
2010	Carl Pettersson	266	Dean Wilson	267	St. George's G&CC, Etobicoke, Ontario	70/7,079
2011	Sean O'Hair*	276	Kris Blanks	276	Shaughnessy G&CC, Vancouver, B.C.	70/7,010
2012	Scott Piercy	263	Robert Garrigus William McGirt	264	Hamilton G&CC, Ancaster, Ontario	70/6,966
2013	Brandt Snedeker	272	Jason Bohn Dustin Johnson Matt Kuchar William McGirt	275	Glen Abbey GC, Oakville, Ontario	72/7,253
2013-14	Tim Clark	263	Jim Furyk	267	Royal Montreal GC, Ile-Bizard, Quebec	70/7,153
2014-15	Jason Day	271	Bubba Watson	272	Glen Abbey GC, Oakville, Ontario	72/7,253
2015-16	Jhonattan Vegas	276	Jon Rahm Dustin Johnson Martin Laird	277	Glen Abbey GC, Oakville, Ontario	72/7,253
2016-17	Jhonattan Vegas*	267	Charley Hoffman	267	Glen Abbey GC, Oakville, Ontario	72/7,253

*KEY: * = Playoff ~ = Weather-shortened*

Barracuda Championship

[The 40th of 43 events in the PGA TOUR Season]

Barracuda CHAMPIONSHIP

STROUD

Winner: CHRIS STROUD
FedExCup Points: 300 **$594,000**
+14 +10 +15 +4 +43

Reno, NV **July 31-August 6, 2017** **FedExCup Points: 300 (first)** **Purse: $3,300,000**
Montreux Golf and Country Club **Par/Yards: 36-36—72/7,472**

LEADERS

First Round		Second Round		Third Round	
John Huh	+15	Richy Werenski	+26	Greg Owen	+37
Stuart Appleby	+14	Stuart Appleby	+24	Stuart Appleby	+32
Miguel Angel Carballo	+14	Luke List	+23	Derek Fathauer	+32
Brandon Hagy	+13	Ben Martin	+23	Ricky Barnes	+31
Patton Kizzire	+13	Greg Owen	+23	Tom Hoge	+30
Rick Lamb	+13	Dicky Pride	+23	Ben Martin	+30
Ben Martin	+13	Derek Fathauer	+21	Dicky Pride	+30
Ryan Palmer	+13	Chris Stroud	+12	Richy Werenski	+30
Dicky Pride	+13			Chris Stroud	+24
Steven Alker	+11				
Chris Stroud	+9				

CUT: 70 professionals and one amateur at +10 from a field of 130 professionals and two amateurs.

WEATHER: **Thursday:** Partly cloudy with a high of 94. Wind light and variable early and WNW 10-15 mph in the afternoon. **Friday:** Partly cloudy with a high of 91. Wind light and variable early and WNW 10-15 mph in the afternoon, gusting to 25 mph. Due to a dangerous weather situation, play was suspended at 4:39 p.m. PT. Play resumed at 5:56 p.m. PT with the delay totaling one hour and 17 minutes. **Saturday:** Mostly cloudy with a high of 82. Wind WNW 12-16 mph, gusting to 25 mph. **Sunday:** Due to anticipated weather, final-round tee times were threesomes off of both tees, from 7:39-9:40 a.m. PT. Mostly sunny. High of 80. Wind light and variable 5-10 mph.

ORDER OF FINISH

Won with a birdie-4 on the second playoff hole.

Player	Finish	Scores	FedExCup Total	FedExCup Points	Money
Chris Stroud	1	+9- +3-+12-+20	+44	300.00	$594,000.00
Greg Owen	T2	+9-+14-+14- +7	+44	135.00	290,400.00
Richy Werenski	T2	+11-+15- +4-+14	+44	135.00	290,400.00
Stuart Appleby	T4	+14-+10- +8- +9	+41	72.50	145,200.00
Tom Hoge	T4	+11- +9-+10-+11	+41	72.50	145,200.00
Derek Fathauer	T6	+7-+14-+11- +8	+40	57.50	114,675.00
Robert Garrigus	T6	+7-+11- +9-+13	+40	57.50	114,675.00
Sam Saunders	8	+10- +4-+13-+12	+39	50.00	102,300.00
Patton Kizzire	T9	+13- +6-+10- +9	+38	42.50	92,400.00
Ryan Palmer	T9	+13- +2- +6-+17	+38	42.50	92,400.00
Ben Crane	T11	+4-+12-+11-+10	+37	35.00	75,900.00
Martin Flores	T11	+6- +8-+11-+12	+37	35.00	75,900.00
Dicky Pride	T11	+13-+10- +7- +7	+37	35.00	75,900.00
Ben Martin	14	+13-+10- +7- +6	+36	31.00	62,700.00
Blayne Barber	15	+5-+11- +9-+10	+35	30.50	59,400.00
Ricky Barnes	16	+7- +9-+15- +3	+34	30.00	56,100.00
Rory Sabbatini	17	+8- +4-+13- +8	+33	29.50	52,800.00
Craig Barlow	T18	+8- +4- +9-+11	+32	25.89	38,775.00
Greg Chalmers	T18	+11- 0-+10-+11	+32	25.89	38,775.00
Brandon Hagy	T18	+13- -1-+11- +9	+32	25.89	38,775.00
Mark Hubbard	T18	+4- +7-+14- +7	+32	25.89	38,775.00
Chris Kirk	T18	+8- +5-+11- +8	+32	25.89	$38,775.00
Rick Lamb	T18	+13- +7- -2-+14	+32	25.89	38,775.00
Kyle Reifers	T18	+7- +4-+12- +9	+32	25.89	38,775.00
Tyrone Van Aswegen	T18	+11- +9- +5- +7	+32	25.89	38,775.00
Seamus Power	26	+7- +9-+10- +5	+31	21.15	26,400.00
Peter Malnati	T27	+8- +4- +5-+13	+30	19.75	24,915.00
Daniel Summerhays	T27	+9- +5-+10- +6	+30	19.75	24,915.00
Ken Duke	T29	+6- +4- +9-+10	+29	16.48	21,450.00
Luke List	T29	+11-+12- +2- +4	+29	16.48	21,450.00
J.J. Spaun	T29	+11- +6-+12- 0	+29	16.48	21,450.00
Vaughn Taylor	T29	+5- +9- +6- +9	+29	16.48	21,450.00
Charlie Wi	T29	+8- +8-+10- +3	+29	16.48	21,450.00
Zac Blair	T34	+5-+10- +5- +8	+28	13.06	17,820.00
Charlie Danielson	T34	+5- +6- +6-+11	+28		17,820.00
David Hearn	T34	+5-+10- +1-+12	+28	13.06	17,820.00
Steven Alker	T37	+11- +3- +7- +6	+27	10.57	14,850.00
Miguel Angel Carballo	T37	+14- +1- +8- +4	+27	10.57	14,850.00
Gonzalo Fdez-Castano	T37	+10- +6- +8- +3	+27	10.57	14,850.00
John Huh	T37	+15- +1- +8- +3	+27	10.57	14,850.00
Kevin Tway	T37	0-+12- +5-+10	+27	10.57	14,850.00
Brian Gay	T42	+11- +6- +4- +5	+26	8.08	12,210.00
Davis Love III	T42	+11- +5- +5- +5	+26	8.08	12,210.00
Johnson Wagner	T42	+5- +8- +1-+12	+26	8.08	12,210.00
Alex Cejka	T45	+3- +7- +9- +6	+25	6.53	10,230.00
Brett Drewitt	T45	+5- +5- +6- +9	+25	6.53	10,230.00
Cameron Tringale	T45	+1-+12- +3- +9	+25	6.53	$10,230.00
Ryan Brehm	T48	+1-+14- +7- +2	+24	5.75	8,811.00
Tag Ridings	T48	+10- +6- +4- +4	+24	5.75	8,811.00
Shane Bertsch	T50	+3- +8- +8- +4	+23	4.97	8,118.00
Steve Wheatcroft	T50	+5- +9- +3- +6	+23	4.97	8,118.00
Y.E. Yang	T50	+7- +3- +4- +9	+23	4.97	8,118.00
Harris English	53	+8-+11- +1- +2	+22	4.35	7,788.00
Arjun Atwal	T54	+6- +4- +9- +2	+21	3.64	7,524.00
Peter Lonard	T54	+6- +8- +1- +6	+21	3.64	7,524.00
Curtis Luck	T54	+6- +4- -5-+16	+21		7,524.00
Trey Mullinax	T54	+5-+13- +3- 0	+21	3.64	7,524.00
Geoff Ogilvy	T54	+3- +8- +8- +2	+21	3.64	7,524.00
Matt Jones	T59	+6- +9- +1- +4	+20	3.17	7,293.00
J.T. Poston	T59	+4-+10- +5- +1	+20	3.17	7,293.00
Ryan Armour	T61	+7- +3- +6- +3	+19	2.86	7,128.00
Cody Blick	T61	+4- +6- +1- +8	+19		7,128.00
Matt Every	T61	+5-+13- -1- +2	+19	2.86	7,128.00
Aaron Baddeley	64	+5- +5- +2- +4	+16	2.61	6,996.00
Brad Fritsch	T65	+11- -1- -2- +5	+13	2.36	6,897.00
Maverick McNealy	T65	+6- +6- -1- +2	+13		
Chase Seiffert	T65	+6- +5- +3- -1	+13		6,897.00
Joel Dahmen	68	+10-+10- -3- -5	+12	2.11	6,798.00
D.J. Trahan	69	+9- +1- +1- -1	+10	1.99	6,732.00

The following players did not finish
(C=cut, W=withdrew, D=disqualified)

C— **+9**-Jonathan Byrd, Brendon de Jonge, J.J. Henry, Hunter Mahan, John Merrick, Sebastián Muñoz, Tim Petrovic, John Rollins, Brian Stuard, Brendon Todd, **+8**-Cameron Percy, Scott Stallings, Tim Wilkinson, **+7**-Tyler Aldridge, Robert Allenby, Brian Campbell, Ben Corfee (A), Chesson Hadley, Sam Horsfield, Jay McLuen, Ted Purdy, Jonathan Randolph, Brett Stegmaier, Willy Wilcox, Mark Wilson, **+6**-Chad Collins, Andres Gonzales, Dru Love, Carl Pettersson, **+5**-Jason Bohn, Bill Lunde, Ollie Schniederjans, **+4**-Padraig Harrington, Hugo Leon, Shawn Stefani, **+3**-Wyndham Clark, Seung-Yul Noh, **+2**-Eric Axley, Rich Berberian, Jr., K.J. Choi, Retief Goosen, Tim Herron, **+1**-Cameron Beckman, Spencer Levin, Troy Matteson, **-1**-Chris Smith, **-2**-Ángel Cabrera, Tommy Gainey, Troy Merritt, Tyler Raber, **-3**-Mark Anderson, Max Homa, Bobby Wyatt, **-4**-Marc Turnesa, **-6**-Jake Sarnoff, Nick Watney, **-9**-Matt Bettencourt, **-10**-Nicholas Lindheim, **-11**-Steven Bowditch, **-15**-Tom Morton. **W—**Troy Kelly, Julián Etulain, Graham DeLaet, Smylie Kaufman.

Tournament Record:
+49, Geoff Ogilvy (2013-14)
Tournament Course Record:
+19, John Mallinger (2013-14)

TOURNAMENT HISTORY

Year	Winner	Score	Runner-up	Score	Location	Par/Yards
RENO-TAHOE OPEN						
1999	Notah Begay III	274	Chris Perry David Toms	277	Montreux G&CC, Reno, NV	72/7,552
2000	Scott Verplank*	275	Jean Van de Velde	275	Montreux G&CC, Reno, NV	72/7,552
2001	John Cook	271	Jerry Kelly	272	Montreux G&CC, Reno, NV	72/7,552
2002	Chris Riley*	271	Jonathan Kaye	271	Montreux G&CC, Reno, NV	72/7,472
2003	Kirk Triplett	271	Tim Herron	274	Montreux G&CC, Reno, NV	72/7,472
2004	Vaughn Taylor*	278	Steve Allan Hunter Mahan Scott McCarron	278	Montreux G&CC, Reno, NV	72/7,472
2005	Vaughn Taylor	267	Jonathan Kaye	270	Montreux G&CC, Reno, NV	72/7,472
2006	Will MacKenzie	268	Bob Estes	269	Montreux G&CC, Reno, NV	72/7,472
2007	Steve Flesch	273	Kevin Stadler Charles Warren	278	Montreux G&CC, Reno, NV	72/7,472
LEGENDS RENO-TAHOE OPEN						
2008	Parker McLachlin	270	Brian Davis John Rollins	277	Montreux G&CC, Reno, NV	72/7,472
2009	John Rollins	271	Martin Laird Jeff Quinney	274	Montreux G&CC, Reno, NV	72/7,472
RENO-TAHOE OPEN						
2010	Matt Bettencourt	277	Bob Heintz	278	Montreux G&CC, Reno, NV	72/7,472
2011	Scott Piercy	273	Pat Perez	274	Montreux G&CC, Reno, NV	72/7,472
2012	J.J. Henry	+43	Alexandre Rocha	+42	Montreux G&CC, Reno, NV	72/7,472
2013	Gary Woodland	+44	Jonathan Byrd Andres Romero	+35	Montreux G&CC, Reno, NV	72/7,472
BARRACUDA CHAMPIONSHIP						
2013-14	Geoff Ogivly	+49	Justin Hicks	+44	Montreux G&CC, Reno, NV	72/7,472
2014-15	J.J. Henry*	+47	Kyle Reifers	+47	Montreux G&CC, Reno, NV	72/7,472
2015-16	Greg Chalmers	+43	Gary Woodland	+37	Montreux G&CC, Reno, NV	72/7,472
2016-17	Chris Stroud*	+44	Greg Owen Richy Werenski	+44	Montreux G&CC, Reno, NV	72/7,472

*KEY: * = Playoff Note: The tournament began using the Modified Stableford System in 2012*

World Golf Championships-Bridgestone Invitational

[The 41st of 43 events in the PGA TOUR Season]

Winner: HIDEKI MATSUYAMA
FedExCup Points: 550 $1,660,000
69-67-67-61 264 (-16)

Akron, OH **July 31-August 6, 2017** **FedExCup Points: 550 (first)** **Purse: $9,750,000**
Firestone Country Club (South) **Par/Yards: 35-35—70/7,400**

LEADERS

First Round		Second Round		Third Round	
Thomas Pieters	65 (-5)	Jimmy Walker	133 (-7)	Zach Johnson	201 (-9)
Russell Knox	66 (-4)	Thomas Pieters	135 (-5)	Thomas Pieters	201 (-9)
Ross Fisher	67 (-3)	Zach Johnson	136 (-4)	Scott Hend	202 (-8)
Kevin Kisner	67 (-3)	Hideki Matsuyama	136 (-4)	Hideki Matsuyama	203 (-7)
Rory McIlroy	67 (-3)	Rory McIlroy	136 (-4)	Adam Hadwin	204 (-6)
Jon Rahm	67 (-3)			Charley Hoffman	204 (-6)
Jordan Spieth	67 (-3)			Rory McIlroy	204 (-6)
Bubba Watson	67 (-3)				
Hideki Matsuyama	69 (-1)				

CUT: No cut. All 76 professionals completed 72 holes.

WEATHER: Thursday: Cloudy skies with a high of 85. Wind SW 4-8 mph, increasing to 6-12 mph later in the day. **Friday:** After morning thunderstorms, the second round began at 8:15 a.m. ET, 45 minutes later than originally scheduled. Scattered showers continued throughout the day before play was suspended at 10:29 a.m. due to lightning in the area. After a 46-minute delay, played resumed at 11:15 a.m. A third delay occurred at 1:10 p.m. when play was suspended again due to lightning. After an additional delay of 3 hours, 23 minutes, the second round resumed at 4:33 p.m. and was completed at 7:04 p.m. A total of 4 hours, 54 minutes in delays occurred during Friday's second round. The amount of rainfall for the day was 0.35 inches. Wind SSW 12-18 mph with gusts to 25 mph. High temperature of 80. **Saturday:** Wind NNW at 10-15 mph with gusts to 20 mph. High temperature in the mid-70s. **Sunday:** Dry with a high of 77. Wind SSW 5-10 mph.

ORDER OF FINISH

Player	Finish	Scores	Total	FedExCup Points	Money
Hideki Matsuyama	1	69-67-67-61	264	550.00	$1,660,000.00
Zach Johnson	2	69-67-65-68	269	315.00	1,045,000.00
Charley Hoffman	3	68-69-67-66	270	200.00	572,000.00
Thomas Pieters	4	65-70-66-71	272		422,000.00
Paul Casey	T5	70-69-67-67	273	101.00	268,500.00
Adam Hadwin	T5	68-69-67-69	273	101.00	268,500.00
Russell Knox	T5	66-71-68-68	273	101.00	268,500.00
Rory McIlroy	T5	67-69-68-69	273	101.00	268,500.00
Rickie Fowler	9	70-71-67-66	274	83.00	186,000.00
Thorbjørn Olesen	T10	73-70-67-65	275		154,666.67
Hudson Swafford	T10	70-69-70-66	275	73.33	154,666.67
Scott Hend	T10	70-69-63-73	275		154,666.66
Kevin Chappell	T13	72-67-68-69	276	60.75	123,500.00
Xander Schauffele	T13	70-69-69-68	276	60.75	123,500.00
Adam Scott	T13	68-71-69-68	276	60.75	123,500.00
Jordan Spieth	T13	67-70-71-68	276	60.75	123,500.00
Daniel Berger	T17	71-68-68-70	277	50.05	95,500.00
Dustin Johnson	T17	68-75-68-66	277	50.05	95,500.00
Brooks Koepka	T17	71-69-67-70	277	50.05	95,500.00
Matt Kuchar	T17	71-72-66-68	277	50.05	95,500.00
Henrik Stenson	T17	72-70-68-67	277	50.05	95,500.00
Jhonattan Vegas	T17	69-71-68-69	277	50.05	95,500.00
Bubba Watson	T17	67-74-66-70	277	50.05	95,500.00
Jason Day	T24	71-66-70-71	278	39.38	82,000.00
Francesco Molinari	T24	71-73-69-65	278	39.38	$82,000.00
Charl Schwartzel	T24	70-69-70-69	278	39.38	82,000.00
Brendan Steele	T24	73-68-69-68	278	39.38	82,000.00
Tommy Fleetwood	T28	70-68-70-71	279		73,562.50
Branden Grace	T28	71-69-71-68	279	29.25	73,562.50
Kevin Kisner	T28	67-73-73-66	279	29.25	73,562.50
Ryan Moore	T28	73-69-68-69	279	29.25	73,562.50
Alex Noren	T28	69-68-74-68	279		73,562.50
Jon Rahm	T28	67-77-67-68	279	29.25	73,562.50
Justin Thomas	T28	73-70-69-67	279	29.25	73,562.50
Jimmy Walker	T28	68-65-74-72	279	29.25	73,562.50
Bill Haas	T36	70-70-72-69	281	21.53	68,000.00
Tyrrell Hatton	T36	72-71-69-69	281		68,000.00
Patrick Reed	T36	75-70-68-68	281	21.53	68,000.00
Sergio Garcia	T39	72-71-72-67	282	18.70	65,500.00
Phil Mickelson	T39	71-72-72-67	282	18.70	65,500.00
Marc Leishman	T41	73-71-70-69	283	15.86	63,000.00
Kyle Stanley	T41	69-74-71-69	283	15.86	63,000.00
Bernd Wiesberger	T41	70-72-72-69	283		63,000.00
Wesley Bryan	T44	72-72-73-67	284	12.65	60,000.00
Ross Fisher	T44	67-72-71-74	284		60,000.00
Renato Paratore	T44	71-68-74-71	284		60,000.00
Sam Brazel	T47	74-70-71-70	285		57,000.00
Satoshi Kodaira	T47	73-71-71-70	285		57,000.00
Lee Westwood	T47	72-78-68-67	285		57,000.00
Jason Dufner	T50	76-68-73-69	286	7.42	51,250.00
Matthew Fitzpatrick	T50	73-71-71-71	286		51,250.00
Emiliano Grillo	T50	72-71-73-70	286	7.42	$51,250.00
Brian Harman	T50	70-74-69-73	286	7.42	51,250.00
Si Woo Kim	T50	73-69-71-73	286	7.42	51,250.00
Louis Oosthuizen	T50	74-72-67-73	286	7.42	51,250.00
Andy Sullivan	T50	72-75-71-68	286		51,250.00
Hideto Tanihara	T50	74-71-71-70	286		51,250.00
Harold Varner III	T50	70-69-73-74	286	7.42	51,250.00
Fabrizio Zanotti	T50	74-69-71-72	286		51,250.00
Bryson DeChambeau	T60	75-69-71-72	287	5.44	47,500.00
J.B. Holmes	T60	69-73-78-67	287	5.44	47,500.00
Paul Lawrie	T60	69-74-73-71	287		47,500.00
Thongchai Jaidee	T63	71-68-76-73	288		46,500.00
Justin Rose	T63	72-69-74-73	288	4.76	46,500.00
Gary Woodland	T63	74-77-70-67	288	4.76	46,500.00
Russell Henley	T66	75-74-69-71	289	4.08	45,750.00
Mac Hughes	T66	74-74-73-68	289	4.08	45,750.00
Jeunghun Wang	T66	74-73-73-69	289		45,750.00
Pat Perez	69	72-75-75-68	290	3.62	45,250.00
Andres Romero	70	68-73-74-76	291	3.40	45,000.00
Shaun Norris	71	71-77-73-71	292		44,750.00
Rafa Cabrera Bello	72	76-73-75-70	294	3.17	44,500.00
Chris Wood	73	75-74-76-72	297		44,250.00
Billy Horschel	T74	76-78-77-68	299	2.89	43,875.00
Rod Pampling	T74	73-70-76-80	299	2.89	43,875.00
Danny Willett	76	76-74-74-77	301	2.72	43,500.00

Tournament Record:
259, Tiger Woods (2000)
Current Course Record:
61, Jose Maria Olazabal (1990), Tiger Woods (2000, 2013), Sergio Garcia (2013-14), Hideki Matsuyama (2016-17)

TOURNAMENT HISTORY

From 1962 through 1975, the World Series of Golf was played as a four-man, 36-hole exhibition. All money won in the tournament was unofficial. The winners in those years (with winning totals in parentheses):

1962	Jack Nicklaus (135)	1967	Jack Nicklaus (144)	1972	Gary Player (142)
1963	Jack Nicklaus (140)	1968	Gary Player (143)	1973	Tom Weiskopf (137)
1964	Tony Lema (138)	1969	Orville Moody (141)	1974	Lee Trevino (139)
1965	Gary Player (139)	1970	Jack Nicklaus (136)	1975	Tom Watson (140)
1966	Gene Littler (143)	1971	Charles Coody (141)		

Year	Winner	Score	Runner-up	Score	Location	Par/Yards
WORLD SERIES OF GOLF						
1976	Jack Nicklaus	275	Hale Irwin	279	Firestone CC (South), Akron, OH	70/7,149
1977	Lanny Wadkins	267	Hale Irwin Tom Weiskopf	272	Firestone CC (South), Akron, OH	70/7,149
1978	Gil Morgan*	278	Hubert Green	278	Firestone CC (South), Akron, OH	70/7,149
1979	Lon Hinkle	272	Larry Nelson Bill Rogers Lee Trevino	273	Firestone CC (South), Akron, OH	70/7,149
1980	Tom Watson	270	Raymond Floyd	272	Firestone CC (South), Akron, OH	70/7,149
1981	Bill Rogers	275	Tom Kite	276	Firestone CC (South), Akron, OH	70/7,149
1982	Craig Stadler*	278	Raymond Floyd	278	Firestone CC (South), Akron, OH	70/7,149
1983	Nick Price	270	Jack Nicklaus	274	Firestone CC (South), Akron, OH	70/7,149

*KEY: * = Playoff*

World Golf Championships-Bridgestone Invitational

NOTES

*In his 100th start on the PGA TOUR Japan's **Hideki Matsuyama** posted a 9-under 61 in the final round at Firestone CC to secure his fifth TOUR title, and third of the season. Matsuyama's round included an eagle at the par-5 second hole, along with seven birdies, with three consecutive birdies to close the round and win the World Golf Championships-Bridgestone Invitational by five strokes over **Zach Johnson**.*

***Hideki Matsuyama** won his fifth PGA TOUR event in his 100th PGA TOUR at the age of 25 years, 5 months, 12 days. He earned the 25th win by a player in his 20s on TOUR this season.*

***Charley Hoffman**, who lost a playoff at the RBC Canadian Open a week earlier, finished third at 10-under 270.*

***Hideki Matsuyama**'s 9-under 61 was the lowest final-round score (by three strokes) in any World Golf Championships event. The previous low finish by a winner at the Bridgestone Invitational was 64 (-6) by **Hunter Mahan** (2010) and **Keegan Bradley** (2012).*

***Hideki Matsuyama**'s 61 matched the 18-hole record at the Bridgestone Invitational (**Tiger Woods**/R2/2000, **Tiger Woods**/R2/2013, **Sergio Garcia**/R2/2014).*

***Hideki Matsuyama** became one of 12 players with multiple victories in World Golf Championships and joined **Tiger Woods** and **Dustin Johnson** with more than one WGC win in the same season.*

***Zach Johnson** headed into the final round with a share of the 54-hole lead and finished runner-up, failing to secure the win despite a 2-under 68 which included just one bogey (No. 3). The co-lead was Johnson's first time ever leading through any single round of a World Golf Championships event. The third-round leader has only won three of the last 11 times at the Bridgestone Invitational.*

***Thomas Pieters** posted a final-round 1-over 71 to finish solo-fourth after sharing the 54-hole lead with **Zach Johnson**. Pieters joined **Russell Knox** (71/R2) and **Rickie Fowler** (71/R2) as the only players to finish in the top nine while shooting an over-par round during the week.*

TOURNAMENT HISTORY

Year	Winner	Score	Runner-up	Score	Location	Par/Yards
NEC WORLD SERIES OF GOLF						
1984	Denis Watson	271	Bruce Lietzke	273	Firestone CC (South), Akron, OH	70/7,149
1985	Roger Maltbie	268	Denis Watson	272	Firestone CC (South), Akron, OH	70/7,149
1986	Dan Pohl	277	Lanny Wadkins	278	Firestone CC (South), Akron, OH	70/7,149
1987	Curtis Strange	275	Fulton Allem	278	Firestone CC (South), Akron, OH	70/7,149
1988	Mike Reid*	275	Tom Watson	275	Firestone CC (South), Akron, OH	70/7,149
1989	David Frost*	276	Ben Crenshaw	276	Firestone CC (South), Akron, OH	70/7,149
1990	Jose Maria Olazabal	262	Lanny Wadkins	274	Firestone CC (South), Akron, OH	70/7,149
1991	Tom Purtzer*	279	Jim Gallagher, Jr.	279	Firestone CC (South), Akron, OH	70/7,149
			Davis Love III			
1992	Craig Stadler	273	Corey Pavin	274	Firestone CC (South), Akron, OH	70/7,149
1993	Fulton Allem	270	Jim Gallagher, Jr.	275	Firestone CC (South), Akron, OH	70/7,149
			Nick Price			
			Craig Stadler			
1994	Jose Maria Olazabal	269	Scott Hoch	270	Firestone CC (North), Akron, OH	70/6,918
1995	Greg Norman*	278	Billy Mayfair	278	Firestone CC (South), Akron, OH	70/7,149
			Nick Price			
1996	Phil Mickelson	274	Billy Mayfair	277	Firestone CC (South), Akron, OH	70/7,149
			Steve Stricker			
			Duffy Waldorf			
1997	Greg Norman	273	Phil Mickelson	277	Firestone CC (South), Akron, OH	70/7,189
1998	David Duval	269	Phil Mickelson	271	Firestone CC (South), Akron, OH	70/7,189
WORLD GOLF CHAMPIONSHIPS–NEC INVITATIONAL						
1999	Tiger Woods	270	Phil Mickelson	271	Firestone CC (South), Akron, OH	70/7,139
2000	Tiger Woods	259	Justin Leonard	270	Firestone CC (South), Akron, OH	70/7,139
			Phillip Price			
2001	Tiger Woods*	268	Jim Furyk	268	Firestone CC (South), Akron, OH	70/7,139
2002	Craig Parry	268	Robert Allenby	272	Sahalee CC; Sammamish, WA	72/6,949
			Fred Funk			
2003	Darren Clarke	268	Jonathan Kaye	272	Firestone CC (South), Akron, OH	70/7,230
2004	Stewart Cink	269	Rory Sabbatini	273	Firestone CC (South), Akron, OH	70/7,360
			Tiger Woods			
2005	Tiger Woods	274	Chris DiMarco	275	Firestone CC (South), Akron, OH	70/7,360
WORLD GOLF CHAMPIONSHIPS–BRIDGESTONE INVITATIONAL						
2006	Tiger Woods*	270	Stewart Cink	270	Firestone CC (South), Akron, OH	70/7,360
2007	Tiger Woods	272	Justin Rose	280	Firestone CC (South), Akron, OH	70/7,400
			Rory Sabbatini			
2008	Vijay Singh	270	Stuart Appleby	271	Firestone CC (South), Akron, OH	70/7,400
			Lee Westwood			
2009	Tiger Woods	268	Robert Allenby	272	Firestone CC (South), Akron, OH	70/7,400
			Padraig Harrington			
2010	Hunter Mahan	268	Ryan Palmer	270	Firestone CC (South), Akron, OH	70/7,400
2011	Adam Scott	263	Luke Donald	267	Firestone CC (South), Akron, OH	70/7,400
			Rickie Fowler			
2012	Keegan Bradley	267	Jim Furyk	268	Firestone CC (South), Akron, OH	70/7,400
			Steve Stricker			
2013	Tiger Woods	265	Keegan Bradley	272	Firestone CC (South), Akron, OH	70/7,400
			Henrik Stenson			
2013-14	Rory McIlory	265	Sergio Garcia	267	Firestone CC (South), Akron, OH	70/7,400
2014-15	Shane Lowry	269	Bubba Watson	271	Firestone CC (South), Akron, OH	70/7,400
2015-16	Dustin Johnson	274	Scott Piercy	275	Firestone CC (South), Akron, OH	70/7,400
2016-17	Hideki Matsuyama	264	Zach Johnson	269	Firestone CC (South), Akron, OH	70/7,400

*KEY: * = Playoff*

PGA Championship

[The 42nd of 43 events in the PGA TOUR Season]

Winner: JUSTIN THOMAS
FedExCup Points: 600 **$1,890,000**
73-66-69-68 **276 (-8)**

Charlotte, NC **August 7-13, 2017** **FedExCup Points: 600 (first)** **Purse: $10,500,000**
Quail Hollow Club **Par/Yards: 35-36—71/7,600**

LEADERS

First Round		Second Round		Third Round	
Kevin Kisner	67 (-4)	Kevin Kisner	134 (-8)	Kevin Kisner	206 (-7)
Thorbjørn Olesen	67 (-4)	Hideki Matsuyama	134 (-8)	Hideki Matsuyama	207 (-6)
Brooks Koepka	68 (-3)	Jason Day	136 (-6)	Chris Stroud	207 (-6)
Grayson Murray	68 (-3)	Chris Stroud	136 (-6)	Louis Oosthuizen	208 (-5)
D.A. Points	68 (-3)	Francesco Molinari	137 (-5)	Justin Thomas	208 (-5)
Chris Stroud	68 (-3)	Louis Oosthuizen	137 (-5)		
Gary Woodland	68 (-3)	Justin Thomas	139 (-3)		
Justin Thomas	73 (2)				

CUT: 75 professionals at 5-over 147 from a field of 156 professionals.

WEATHER: Thursday: Mostly cloudy. High of 84. Wind ESE 5-10 mph. **Friday:** Mostly cloudy. High of 87. Wind SW 5-10 mph. Play was suspended at 4:43 p.m. and resumed at 6:26 p.m. due to a dangerous weather situation, a total delay of one hour and 43 minutes. Play was suspended due to darkness at 8:11 p.m. with 25 players yet to complete their round. **Saturday:** The second round resumed at 7:27 a.m. and was completed at 8:51 a.m. The third round featured threesomes off the first tee from 9:50 a.m. – 2:00 p.m. Mostly cloudy. High of 87. Wind SW 5-10 mph. **Sunday:** Mostly cloudy. High of 89. Wind NE 5-10 mph.

ORDER OF FINISH

Player	FedExCup Finish	Scores	Total	Points	Money
Justin Thomas	1	73-66-69-68	276	600.00	$1,890,000.00
Francesco Molinari	T2	73-64-74-67	278	230.00	784,000.00
Louis Oosthuizen	T2	70-67-71-70	278	230.00	784,000.00
Patrick Reed	T2	69-73-69-67	278	230.00	784,000.00
Rickie Fowler	T5	69-70-73-67	279	115.00	388,500.00
Hideki Matsuyama	T5	70-64-73-72	279	115.00	388,500.00
Graham DeLaet	T7	70-73-68-69	280	97.00	317,500.00
Kevin Kisner	T7	67-67-72-74	280	97.00	317,500.00
Jason Day	T9	70-66-77-70	283	79.75	250,000.00
Matt Kuchar	T9	71-74-70-68	283	79.75	250,000.00
Jordan L Smith	T9	70-75-70-68	283		250,000.00
Chris Stroud	T9	68-68-71-76	283	79.75	250,000.00
Scott Brown	T13	73-68-70-73	284	57.41	160,000.00
Paul Casey	T13	69-70-74-71	284	57.41	160,000.00
James Hahn	T13	73-70-71-70	284	57.41	160,000.00
Brian Harman	T13	69-75-71-69	284	57.41	160,000.00
Dustin Johnson	T13	70-74-73-67	284	57.41	160,000.00
Brooks Koepka	T13	68-73-74-69	284	57.41	160,000.00
Marc Leishman	T13	75-71-71-67	284	57.41	160,000.00
Ryan Moore	T13	71-71-73-69	284	57.41	160,000.00
Henrik Stenson	T13	74-70-70-70	284	57.41	160,000.00
Rory McIlroy	T22	72-72-73-68	285	41.36	89,166.66
Grayson Murray	T22	68-73-69-75	285	41.36	$89,166.66
Ian Poulter	T22	74-71-71-69	285	41.36	89,166.66
Chez Reavie	T22	72-70-70-73	285	41.36	89,166.66
Robert Streb	T22	74-70-70-71	285	41.36	89,166.66
Gary Woodland	T22	68-74-69-74	285	41.36	89,166.66
Byeong Hun An	T28	71-69-74-72	286	31.73	64,200.00
J.B. Holmes	T28	74-73-67-72	286	31.73	64,200.00
Pat Perez	T28	70-76-69-71	286	31.73	64,200.00
Jordan Spieth	T28	72-73-71-70	286	31.73	64,200.00
Richard Sterne	T28	73-72-70-71	286		64,200.00
Keegan Bradley	T33	74-70-73-70	287	20.45	47,000.00
Patrick Cantlay	T33	72-71-72-72	287	20.45	47,000.00
Bud Cauley	T33	69-74-74-70	287	20.45	47,000.00
Kevin Chappell	T33	72-75-69-71	287	20.45	47,000.00
Bryson DeChambeau	T33	73-71-72-71	287	20.45	47,000.00
Lucas Glover	T33	75-70-72-70	287	20.45	47,000.00
Jason Kokrak	T33	75-70-72-70	287	20.45	47,000.00
Jamie Lovemark	T33	74-71-72-70	287	20.45	47,000.00
Sean O'Hair	T33	71-75-70-71	287	20.45	47,000.00
Webb Simpson	T33	76-70-72-69	287	20.45	47,000.00
Chris Wood	T33	72-72-70-73	287		47,000.00
Tony Finau	T44	69-74-71-74	288	12.32	32,125.00
Jim Herman	T44	69-75-72-72	288	12.32	32,125.00
Sung Kang	T44	70-71-71-76	288	12.32	32,125.00
Thorbjørn Olesen	T44	67-78-71-72	288		32,125.00
Charley Hoffman	T48	75-71-73-70	289	9.35	25,900.00
Billy Horschel	T48	76-70-69-74	289	9.35	25,900.00
Zach Johnson	T48	71-73-71-74	289	9.35	$25,900.00
Satoshi Kodaira	T48	71-76-67-75	289		25,900.00
Shane Lowry	T48	74-69-74-72	289	9.35	25,900.00
Charl Schwartzel	T48	74-70-72-73	289	9.35	25,900.00
Ryan Fox	T54	75-66-71-78	290		22,875.00
Bill Haas	T54	75-69-73-73	290	6.77	22,875.00
D.A. Points	T54	68-73-74-75	290	6.77	22,875.00
Steve Stricker	T54	75-70-72-73	290	6.77	22,875.00
Jason Dufner	T58	74-72-72-73	291	5.89	21,800.00
Kelly Kraft	T58	73-73-71-74	291	5.89	21,800.00
Jon Rahm	T58	70-75-71-75	291	5.89	21,800.00
Tommy Fleetwood	T61	70-75-73-74	292		21,300.00
Adam Scott	T61	71-76-74-71	292	5.32	21,300.00
Dylan Frittelli	T63	73-71-77-72	293		20,800.00
Cody Gribble	T63	72-75-74-72	293	4.76	20,800.00
David Lingmerth	T63	72-73-71-77	293	4.76	20,800.00
Vijay Singh	66	75-70-79-70	294	4.30	20,400.00
K.T. Kim	T67	73-72-75-75	295		19,900.00
Alex Noren	T67	74-69-75-77	295		19,900.00
Hideto Tanihara	T67	71-75-74-75	295		19,900.00
Lee Westwood	T67	73-72-75-75	295		19,900.00
Russell Henley	T71	75-71-77-73	296	3.23	19,450.00
Daniel Summerhays	T71	76-67-77-76	296	3.23	19,450.00
Charles Howell III	T73	78-69-78-72	297	3.00	19,250.00
Omar Uresti	T73	74-70-80-73	297	3.00	19,250.00
Anirban Lahiri	75	72-73-76-78	299	2.83	19,100.00

The following players did not finish
(C=cut, W=withdrew, D=disqualified)

C—148-Ross Fisher, Scott Hend, Hao Tong Li, Kevin Na, Justin Rose, Peter Uihlein, Jeunghun Wang, Bernd Wiesberger, **149**-Daniel Berger, Rafa Cabrera Bello, Luke Donald, Tyrrell Hatton, Martin Laird, Alexander Levy, Luke List, Joost Luiten, Graeme McDowell, Hudson Swafford, Bubba Watson, **150**-Nicolas Colsaerts, Ernie Els, Matthew Fitzpatrick, Sergio Garcia, Mac Hughes, Russell Knox, William McGirt, Shaun Micheel, Brendan Steele, Jhonattan Vegas, Jimmy Walker, **151**-Jonas Blixt, Branden Grace, Padraig Harrington, Yuta Ikeda, Søren Kjeldsen, Pablo Larrazabal, **152**-Wesley Bryan, Jim Furyk, Emiliano Grillo, Kyle Stanley, Andy Sullivan, Danny Willett, **153**-Rich Berberian, Jr., John Daly, Greg Gregory, Thongchai Jaidee, Davis Love III, Phil Mickelson, Fabrizio Zanotti, **154**-Rich Beem, Matt Dobyns, Jaysen Hansen, Danny Lee, **155**-Adam Hadwin, Kenny Pigman, Xander Schauffele, Y.E. Yang, **156**-Thomas Bjørn, Chris Kirk, David McNabb, Rod Pampling, Thomas Pieters, Patrick Rodgers, JJ Wood, **157**-Jamie Broce, Scott Hebert, Cameron Smith, Young-han Song, **159**-Alex Beach, Chris Moody, Adam Rainaud, Mike Small, Brandon Stone, 161-Ryan Vermeer, **163**-Rod Perry, **165**-Paul Claxton, Stuart Deane, **167**-David Muttitt. **W—79**-Si Woo Kim, **78**-Andrew Johnston, **77**-Brian Smock.

TOURNAMENT HISTORY

Year	Winner	Score	Runner-up	Score	Location	Par/Yards
PGA CHAMPIONSHIP						
1916	James M. Barnes	1-up	Jock Hutchison		Siwanoy CC, Bronxville, NY	NA/NA
1917	No Tournament+					
1918	No Tournament+					
1919	James M. Barnes	6 and 5	Fred McLeod		Engineers CC, Roslyn, NY	70/NA
1920	Jock Hutchison	1-up	J. Douglas Edgar		Flossmoor CC, Flossmoor, IL	NA/NA
1921	Walter Hagen	3 and 2	James M. Barnes		Inwood CC, Far Rockaway, NY	NA/NA
1922	Gene Sarazen	4 and 3	Emmet French		Oakmont CC, Oakmont, PA	71/NA
1923	Gene Sarazen*	1-up	Walter Hagen		Pelham CC, Pelham, NY	72/NA
1924	Walter Hagen	2 up	James M. Barnes		French Lick CC, French Lick, IN	NA/NA
1925	Walter Hagen	6 and 5	Bill Mehlhorn		Olympia Fields CC, Olympia Fields, IL	NA/NA
1926	Walter Hagen	5 and 3	Leo Diegel		Salisbury GC, Westbury, NY	72/NA
1927	Walter Hagen	1-up	Joe Turnesa		Cedar Crest CC, Dallas, TX	71/NA
1928	Leo Diegel	6 and 5	Al Espinosa		Five Farms CC, Baltimore, MD	70/NA
1929	Leo Diegel	6 and 4	Johnny Farrell		Hillcrest CC, Los Angeles, CA	71/NA
1930	Tommy Armour	1-up	Gene Sarazen		Fresh Meadow CC, Flushing, NY	NA/NA
1931	Tom Creavy	2 and 1	Denny Shute		Wannamoisett CC, Rumford, RI	69/NA
1932	Olin Dutra	4 and 3	Frank Walsh		Keller GC, St. Paul, MN	NA/NA
1933	Gene Sarazen	5 and 4	Willie Goggin		Blue Mound CC, Milwaukee, WI	70/NA
1934	Paul Runyan*	1-up	Craig Wood		Park CC, Williamsville, NY	NA/NA
1935	Johnny Revolta	5 and 4	Tommy Armour		Twin Hills CC, Oklahoma City, OK	NA/NA
1936	Denny Shute	3 and 2	Jimmy Thomson		Pinehurst CC (No. 2), Pinehurst, NC	72/NA

*KEY: * = Playoff + = World War I*

PGA Championship

NOTES

*Finishing the 99th PGA Championship at 8-under 276, **Justin Thomas** came from two behind to claim his first major championship and fourth PGA TOUR title of the season by two strokes over **Francesco Molinari**, **Patrick Reed** and **Louis Oosthuizen**. Thomas collected his fifth PGA TOUR victory in his 90th start, winning at the age of 24 years, 3 months, 15 days.*

***Justin Thomas**' final-round 3-under 68 included multiple highlights, including a 36-foot birdie putt on No. 9, a 40-foot chip in for birdie on No. 13 and a perfectly struck 7-iron from 221 yards to 15 feet for birdie on the par-3 17th hole – but it was the 10th hole that provided the most memorable moment of his victory. His eight-foot birdie putt on the 10th hole somehow failed to go in initially, hanging on the lip for 12 seconds before finally falling in.*

*Since 1960, **Justin Thomas**' victory marked just the sixth time in a season a player 24 or younger has won four or more times on TOUR (including a major championship), joining **Jack Nicklaus**, **Tiger Woods** (twice), **Rory McIlroy** and **Jordan Spieth**.*

*Coupled with **Jordan Spieth**'s victory at The Open Championship, the 2017 PGA Championship marked the first time since 1923 (**Bobby Jones**/U.S. Open, **Gene Sarazen**/PGA Championship) that different players aged 25 or younger won in back-to-back majors championships.*

*The son of Mike and Jani Thomas, **Justin Thomas**' victory marked the eighth time the son of a PGA of America Professional won the PGA Championship, most recently by **Keegan Bradley** in 2011. Mike is a PGA professional at Harmony Landing in Louisville, KY, while Justin's grandfather, Paul, was a 60-year member of the PGA of America.*

*With his T2 finish, **Louis Oosthuizen** recorded runner-up finishes in all four major championships (2017 PGA Championship, 2015 Open Championship, 2015 U.S. Open, 2012 Masters Tournament).*

TOURNAMENT HISTORY

Year	Winner	Score	Runner-up	Score	Location	Par/Yards
1937	Denny Shute*	1-up	Harold McSpaden		Pittsburgh Field Club, Aspinwall, PA	NA/NA
1938	Paul Runyan	8 and 7	Sam Snead		Shawnee CC, Shawnee-on-Delaware, PA	72/NA
1939	Henry Picard*	1-up	Byron Nelson		Pomonok CC, Flushing, NY	NA/NA
1940	Byron Nelson	1-up	Sam Snead		Hershey CC, Hershey, PA	73/NA
1941	Vic Ghezzi*	1-up	Byron Nelson		Cherry Hills CC, Englewood, CO	71/NA
1942	Sam Snead	2 and 1	Jim Turnesa		Seaview CC, Atlantic City, NJ	71/NA
1943	No Tournament++					
1944	Bob Hamilton	1-up	Byron Nelson		Manito G&CC, Spokane, WA	NA/NA
1945	Byron Nelson	4 and 3	Sam Byrd		Moraine CC, Dayton, OH	NA/NA
1946	Ben Hogan	6 and 4	Ed Oliver		Portland GC, Portland, OR	72/NA
1947	Jim Ferrier	2 and 1	Chick Harbert		Plum Hollow CC, Detroit, MI	72/NA
1948	Ben Hogan	7 and 6	Mike Turnesa		Norwood Hills CC, St. Louis, MO	71/NA
1949	Sam Snead	3 and 2	Johnny Palmer		Hermitage CC, Richmond, VA	71/NA
1950	Chandler Harper	4 and 3	Henry Williams, Jr.		Scioto CC, Columbus, OH	72/NA
1951	Sam Snead	7 and 6	Walter Burkemo		Oakmont CC, Oakmont, PA	72/NA
1952	Jim Turnesa	1-up	Chick Harbert		Big Spring CC, Louisville, KY	72/NA
1953	Walter Burkemo	2 and 1	Felice Torza		Birmingham CC, Birmingham, MI	71/NA
1954	Chick Harbert	4 and 3	Walter Burkemo		Keller GC, St. Paul, MN	71/NA
1955	Doug Ford	4 and 3	Cary Middlecoff		Meadowbrook CC, Detroit, MI	71/NA
1956	Jack Burke	3 and 2	Ted Kroll		Blue Hill CC, Boston, MA	71/NA
1957	Lionel Hebert	2 and 1	Dow Finsterwald		Miami Valley CC, Dayton, OH	71/NA
1958	Dow Finsterwald	276	Billy Casper	278	Llanerch CC, Havertown, PA	70/6,710
1959	Bob Rosburg	277	Jerry Barber Doug Sanders	278	Minneapolis GC, St. Louis Park, MN	70/6,850
1960	Jay Hebert	281	Jim Ferrier	282	Firestone CC, Akron, OH	70/7,165
1961	Jerry Barber*	277	Don January	277	Olympia Fields CC, Olympia Fields, IL	70/6,722
1962	Gary Player	278	Bob Goalby	279	Aronimink GC, Newtown Square, PA	70/7,045
1963	Jack Nicklaus	279	Dave Ragan, Jr.	281	Dallas Athletic Club, Dallas, TX	71/7,046
1964	Bobby Nichols	271	Jack Nicklaus Arnold Palmer	274	Columbus CC, Columbus, OH	70/6,851
1965	Dave Marr	280	Billy Casper Jack Nicklaus	282	Laurel Valley CC, Ligonier, PA	71/7,090
1966	Al Geiberger	280	Dudley Wysong	284	Firestone CC, Akron, OH	70/7,180
1967	Don January*	281	Don Massengale	281	Columbine CC, Littleton, CO	72/7,436
1968	Julius Boros	281	Bob Charles Arnold Palmer	282	Pecan Valley CC, San Antonio, TX	70/7,096
1969	Raymond Floyd	276	Gary Player	277	NCR CC, Dayton, OH	71/6,915
1970	Dave Stockton	279	Arnold Palmer Bob Murphy	281	Southern Hills CC, Tulsa, OK	70/6,962
1971	Jack Nicklaus	281	Billy Casper	283	PGA National GC, Palm Beach Gardens, FL	72/7,096
1972	Gary Player	281	Tommy Aaron Jim Jamieson	283	Oakland Hills CC (South), Birmingham, MI	70/7,054
1973	Jack Nicklaus	277	Bruce Crampton	281	Canterbury GC, Beachwood, OH	71/6,852
1974	Lee Trevino	276	Jack Nicklaus	277	Tanglewood GC, Winston-Salem, NC	70/7,050
1975	Jack Nicklaus	276	Bruce Crampton	278	Firestone CC (South), Akron, OH	70/7,180
1976	Dave Stockton	281	Raymond Floyd Don January	282	Congressional CC (Blue), Bethesda, MD	70/7,054
1977	Lanny Wadkins*	282	Gene Littler	282	Pebble Beach GL, Pebble Beach, CA	72/6,804
1978	John Mahaffey*	276	Jerry Pate Tom Watson	276	Oakmont CC (South), Oakmont, PA	71/6,989
1979	David Graham*	272	Ben Crenshaw	272	Oakland Hills CC (South), Birmingham, MI	70/7,014
1980	Jack Nicklaus	274	Andy Bean	281	Oak Hill CC, Rochester, NY	70/6,964
1981	Larry Nelson	273	Fuzzy Zoeller	277	Atlanta Athletic Club, Duluth, GA	70/7,070
1982	Raymond Floyd	272	Lanny Wadkins	275	Southern Hills CC, Tulsa, OK	70/6,862
1983	Hal Sutton	274	Jack Nicklaus	275	Riviera CC, Pacific Palisades, CA	71/6,946
1984	Lee Trevino	273	Gary Player Lanny Wadkins	277	Shoal Creek, Birmingham, AL	72/7,145
1985	Hubert Green	278	Lee Trevino	280	Cherry Hills CC, Englewood, CO	71/7,145
1986	Bob Tway	276	Greg Norman	278	Inverness Club, Toledo, OH	71/6,982
1987	Larry Nelson*	287	Lanny Wadkins	287	PGA National GC, Palm Beach Gardens, FL	72/7,022
1988	Jeff Sluman	272	Paul Azinger	275	Oak Tree GC, Edmond, OK	71/7,015
1989	Payne Stewart	276	Andy Bean Mike Reid Curtis Strange	277	Kemper Lakes GC, Hawthorn Woods, IL	72/7,217
1990	Wayne Grady	282	Fred Couples	285	Shoal Creek, Birmingham, AL	72/7,145
1991	John Daly	276	Bruce Lietzke	279	Crooked Stick GC, Carmel, IN	72/7,205
1992	Nick Price	278	John Cook Jim Gallagher, Jr. Gene Sauers Nick Faldo	281	Bellerive CC, St. Louis, MO	71/7,148

*KEY: * = Playoff ++ = World War II*

PGA Championship

NOTES

Francesco Molinari *finished T2 to equal the best finish in a major championship by an Italian (**Costantino Rocco** at the 1995 Open Championship).*

Patrick Reed *finished tied for second for his first top-10 finish in 16 major championship starts.*

Hideki Matsuyama *(World Golf Championships-Bridgestone Invitational) and **Chris Stroud** (Barracuda Championship) finished T2 and T9, respectively, in their bid to become the 12th player since 1934 to win a major championship the week after winning a PGA TOUR event.*

Kevin Kisner *entered the final round (his 500th round on TOUR) with a one-stroke lead over **Hideki Matsuyama** and **Chris Stroud**, but a 3-over 74 led to a T7 finish. The Aiken, S.C. resident was seeking to become just the 10th player since the PGA Championship became a stroke-play event in 1958 to hold at least a share of the lead each round and go on to win.*

Matt Kuchar *finished no worse than T16 in all four majors in 2017: T4-Masters, T16-U.S. Open, 2nd-Open Championship, T9-PGA Championship.*

Jordan Spieth *finished T28 in 2017 as he was seeking to win the fourth and final leg of the career Grand Slam. Had he done so, he would have become the youngest player to perform the feat.*

*Defending champion **Jimmy Walker** bounced back from an opening-round 10-over 81 with a 2-under 69 during the second round at Quail Hollow Club, but missed the cut in his title defense.*

Tournament Record:
265, David Toms (2001)

Tournament Course Record:
63, Bruce Crampton (1975) (Firestone CC), Raymond Floyd, (1982) (Southern Hills CC), Gary Player (1984) (Shoal Creek), Vijay Singh (1993) (Inverness), Brad Faxon, Michael Bradley, (1995) (Riviera CC), Jose Maria Olazabal (2000) (Valhalla), Mark O'Meara (2001) (Atlanta Athletic Club), Thomas Bjorn (2005) (Baltusrol CC), Tiger Woods (2007) (Southern Hills), Steve Stricker (2011) (Atlanta Athletic Club), Jason Dufner (2013) (Oak Hill CC), Hiroshi Iwata (2014-15) Whistling Straits, Robert Streb (2015-16) Baltusrol GC

TOURNAMENT HISTORY

Year	Winner	Score	Runner-up	Score	Location	Par/Yards
1993	Paul Azinger*	272	Greg Norman	272	Inverness Club, Toledo, OH	71/7,024
1994	Nick Price	269	Corey Pavin	275	Southern Hills CC, Tulsa, OK	70/6,824
1995	Steve Elkington*	267	Colin Montgomerie	267	Riviera CC, Pacific Palisades, CA	71/6,956
1996	Mark Brooks*	277	Kenny Perry	277	Valhalla GC, Louisville, KY	72/7,144
1997	Davis Love III	269	Justin Leonard	274	Winged Foot GC (West), Mamaroneck, NY	70/6,987
1998	Vijay Singh	271	Steve Stricker	273	Sahalee CC, Redmond, WA	70/6,906
1999	Tiger Woods	277	Sergio Garcia	278	Medinah CC, Medinah, IL	72/7,401
2000	Tiger Woods*	270	Bob May	270	Valhalla GC, Louisville, KY	72/7,167
2001	David Toms	265	Phil Mickelson	266	Atlanta Athletic Club, Duluth, GA	70/7,213
2002	Rich Beem	278	Tiger Woods	279	Hazeltine GC, Chaska, MN	72/7,355
2003	Shaun Micheel	276	Chad Campbell	278	Oak Hill CC, Rochester, NY	70/7,134
2004	Vijay Singh	280	Chris DiMarco Justin Leonard	280	Whistling Straits, Kohler, WI	72/7,536
2005	Phil Mickelson	276	Thomas Bjorn Steve Elkington	277	Baltusrol GC, Springfield, NJ	70/7,392
2006	Tiger Woods	270	Shaun Micheel	275	Medinah CC, Medinah, IL	72/7,561
2007	Tiger Woods	272	Woody Austin	274	Southern Hills CC, Tulsa, OK	70/7,131
2008	Padraig Harrington	277	Ben Curtis Sergio Garcia	279	Oakland Hills CC (South), Birmingham, MI	70/7,395
2009	Y.E. Yang	280	Tiger Woods	283	Hazeltine National GC, Chaska, MN	72/7,674
2010	Martin Kaymer*	277	Bubba Watson	277	Whistling Straits, Kohler, WI	72/7,507
2011	Keegan Bradley*	272	Jason Dufner	272	Atlanta Athletic Club, Duluth, GA	70/7,467
2012	Rory McIlroy	275	David Lynn	283	Kiawah Island Resort (Ocean), Kiawah Island, SC	72/7,676
2013	Jason Dufner	270	Jim Furyk	272	Oak Hill CC, Rochester, NY	70/7,163
2013-14	Rory McIlroy	268	Phil Mickelson	269	Valhalla GC, Louisville, KY	71/7,458
2014-15	Jason Day	268	Jordan Spieth	271	Whistling Straits, Kohler, WI	72/7,501
2015-16	Jimmy Walker	266	Jason Day	267	Baltusrol GC, Springfield, NJ	70/7,428
2016-17	Justin Thomas	276	Francesco Molinari Louis Oosthuizen Patrick Reed	278	Quail Hollow Club, Charlotte, NC	71/7,600

*KEY: * = Playoff*

Wyndham Championship

[The 43rd of 43 events in the PGA TOUR Season]

WYNDHAM CHAMPIONSHIP

Winner: HENRIK STENSON
FedExCup Points: 500 **$1,044,000**
62-66-66-64 **258 (-22)**

Greensboro, NC **August 14-20, 2017** **FedExCup Points: 500 (first)** **Purse: $5,800,000**
Sedgefield Country Club **Par/Yards: 35-35—70/7,127**

LEADERS

First Round		Second Round		Third Round	
Matt Every	61 (-9)	Ryan Armour	127 (-13)	Henrik Stenson	194 (-16)
Henrik Stenson	62 (-8)	Webb Simpson	127 (-13)	Kevin Na	195 (-15)
Brian Campbell	63 (-7)	Henrik Stenson	128 (-12)	Ollie Schniederjans	195 (-15)
Sam Saunders	63 (-7)	Ollie Schniederjans	129 (-11)	Webb Simpson	195 (-15)
Webb Simpson	63 (-7)	Vaughn Taylor	129 (-11)	Johnson Wagner	196 (-14)
Cameron Smith	63 (-7)				
Vaughn Taylor	63 (-7)				
Harold Varner III	63 (-7)				
Tim Wilkinson	63 (-7)				

CUT: 36 HOLES: 85 players at 3-under 137 from a field of 156 professionals. 54 HOLES: 74 players at 2-under 208.

WEATHER: Thursday: Partly cloudy, with an afternoon high of 90. Wind SSW 4-8 mph. **Friday:** Partly cloudy, with a high of 92. Wind SW 6-12 mph. **Saturday:** Partly cloudy, with a high of 89. Wind WNW 4-8 mph. **Sunday:** Partly cloudy. High of 91. Wind ESE 5 mph.

ORDER OF FINISH

Player	Finish	Scores	Total	FedExCup Points	Money
Henrik Stenson	1	62-66-66-64	258	500.00	$1,044,000.00
Ollie Schniederjans	2	66-63-66-64	259	300.00	626,400.00
Webb Simpson	3	63-64-68-67	262	190.00	394,400.00
Ryan Armour	T4	66-61-72-64	263	115.00	239,733.34
Kevin Na	T4	67-63-65-68	263	115.00	239,733.33
Rory Sabbatini	T4	65-68-66-64	263	115.00	239,733.33
Martin Flores	T7	64-70-68-63	265	85.00	180,766.67
Cameron Smith	T7	63-69-70-63	265	85.00	180,766.67
Shane Lowry	T7	67-64-67-67	265	85.00	180,766.66
Davis Love III	T10	64-66-67-69	266	70.00	145,000.00
Harold Varner III	T10	63-68-66-69	266	70.00	145,000.00
Richy Werenski	T10	67-66-64-69	266	70.00	145,000.00
Matt Every	13	61-72-68-66	267	60.00	121,800.00
Jason Dufner	T14	67-66-67-68	268	56.00	107,300.00
Tim Wilkinson	T14	63-70-68-67	268	56.00	107,300.00
Ricky Barnes	T16	69-67-68-65	269	46.00	78,735.00
J.J. Henry	T16	66-70-66-67	269	46.00	78,735.00
Søren Kjeldsen	T16	69-63-66-71	269	46.00	78,735.00
Jason Kokrak	T16	68-69-63-69	269	46.00	78,735.00
Hunter Mahan	T16	65-65-69-70	269	46.00	78,735.00
Geoff Ogilvy	T16	70-66-66-67	269	46.00	78,735.00
J.J. Spaun	T16	71-66-69-63	269	46.00	78,735.00
Camilo Villegas	T16	68-68-65-68	269	46.00	78,735.00
Mark Hubbard	T24	67-67-68-68	270	34.75	49,445.00
Patton Kizzire	T24	67-70-64-69	270	34.75	49,445.00
Ryan Moore	T24	67-65-68-70	270	34.75	49,445.00
Johnson Wagner	T24	67-64-65-74	270	34.75	49,445.00
Roberto Castro	T28	69-68-68-66	271	25.16	$36,153.34
K.J. Choi	T28	68-67-70-66	271	25.16	36,153.34
Rick Lamb	T28	64-68-72-67	271	25.16	36,153.34
Julián Etulain	T28	68-66-69-68	271	25.16	36,153.33
Lucas Glover	T28	65-69-68-69	271	25.16	36,153.33
Russell Knox	T28	66-66-71-68	271	25.16	36,153.33
Anirban Lahiri	T28	65-66-68-72	271	25.16	36,153.33
Troy Merritt	T28	67-70-65-69	271	25.16	36,153.33
Tyrone Van Aswegen	T28	71-66-65-69	271	25.16	36,153.33
Jonathan Byrd	T37	68-68-70-66	272	17.00	26,100.00
Ben Crane	T37	69-64-72-67	272	17.00	26,100.00
Morgan Hoffmann	T37	66-70-68-68	272	17.00	26,100.00
Chez Reavie	T37	66-70-65-71	272	17.00	26,100.00
Sam Saunders	T37	63-68-72-69	272	17.00	26,100.00
Keegan Bradley	T42	68-68-67-70	273	11.12	18,661.50
Chad Campbell	T42	67-67-68-71	273	11.12	18,661.50
Bud Cauley	T42	67-68-68-70	273	11.12	18,661.50
Joel Dahmen	T42	67-68-72-66	273	11.12	18,661.50
Andres Gonzales	T42	70-66-70-67	273	11.12	18,661.50
Retief Goosen	T42	72-65-65-71	273	11.12	18,661.50
Ryo Ishikawa	T42	66-71-66-70	273	11.12	18,661.50
Kevin Kisner	T42	69-67-68-69	273	11.12	18,661.50
Steven Alker	T50	68-65-71-70	274	6.55	13,548.80
Ryan Brehm	T50	68-69-70-67	274	6.55	13,548.80
Harris English	T50	68-67-72-67	274	6.55	13,548.80
Brad Fritsch	T50	67-66-70-71	274	6.55	13,548.80
Brian Gay	T50	71-65-67-71	274	6.55	13,548.80
Peter Malnati	T50	71-65-69-69	274	6.55	13,548.80
J.T. Poston	T50	67-69-67-71	274	6.55	13,548.80
Dicky Pride	T50	66-70-69-69	274	6.55	13,548.80
Nick Taylor	T50	68-68-68-70	274	6.55	$13,548.80
Vaughn Taylor	T50	63-66-74-71	274	6.55	13,548.80
Billy Horschel	T60	67-70-69-69	275	4.80	12,644.00
John Huh	T60	68-67-70-70	275	4.80	12,644.00
Spencer Levin	T60	68-68-72-67	275	4.80	12,644.00
C.T. Pan	63	67-70-69-70	276	4.40	12,412.00
Blayne Barber	T64	69-67-71-70	277	3.80	12,064.00
Steven Bowditch	T64	68-66-73-70	277	3.80	12,064.00
David Hearn	T64	67-68-73-69	277	3.80	12,064.00
Michael Kim	T64	66-71-69-71	277	3.80	12,064.00
Mark Wilson	T64	65-69-70-73	277	3.80	12,064.00
Miguel Angel Carballo	T69	68-69-70-71	278	3.03	11,600.00
D.A. Points	T69	69-66-73-70	278	3.03	11,600.00
Tag Ridings	T69	66-70-71-71	278	3.03	11,600.00
Robert Streb	T72	66-70-72-72	280	2.75	11,310.00
Kevin Streelman	T72	68-69-70-73	280	2.75	11,310.00
Bobby Wyatt	74	66-68-73-74	281	2.60	11,136.00
Stuart Appleby	T75	68-68-73	209	2.30	10,788.00
Aaron Baddeley	T75	69-68-72	209	2.30	10,788.00
Gonzalo Fdez-Castaño	T75	69-68-72	209	2.30	10,788.00
Bill Haas	T75	73-64-72	209	2.30	10,788.00
Dru Love	T75	67-67-75	209		10,788.00
Zac Blair	T80	69-68-73	210	1.90	10,324.00
Ken Duke	T80	68-69-73	210	1.90	10,324.00
Padraig Harrington	T80	66-68-76	210	1.90	10,324.00
Seamus Power	T83	67-70-74	211	1.65	10,034.00
Jonathan Randolph	T83	66-70-75	211	1.65	10,034.00
Brett Stegmaier	85	70-66-76	212	1.50	9,860.00

The following players did not finish
(C=cut, W=withdrew, D=disqualified)

C—138-Jonas Blixt, Scott Brown, Brian Campbell, Brett Drewitt, Billy Hurley III, Grayson Murray, Kyle Stanley, Kevin Tway, **139**-Tyler Aldridge, Luke Donald, Tommy Gainey, Graeme McDowell, Trey Mullinax, Seung-Yul Noh, Ted Purdy, Andres Romero, Chris Stroud, Cameron Tringale, **140**-Mark Anderson, Brendon de Jonge, Bob Estes, Brandon Hagy, Tim Herron, Matt Jones, Smylie Kaufman, Hao Tong Li, Greg Owen, Cameron Percy, Daniel Summerhays, Nick Watney, **141**-Arjun Atwal, Shane Bertsch, Alex Cejka, Greg Chalmers, Emiliano Grillo, Chesson Hadley, Tom Hoge, Danny Lee, William McGirt, Brad Miller, Sebastián Muñoz, Scott Stallings, Brian Stuard, Jason Widener, **142**-Ryan Blaum, Chad Collins, Andrew Loupe, Savio Nazareth, Shawn Stefani, **143**-James Hahn, Nicholas Lindheim, Ryan Palmer, Y.E. Yang, **144**-Byeong Hun An, Hiroshi Iwata, Whee Kim, Willy Wilcox, **145**-Jason Bohn, Brian Davis, Cody Gribble, Sam Horsfield, Carl Pettersson, **147**-Kyle Reifers, **149**-Troy Kelly, Ryan Ruffels, **154**-Max Homa. **W—72**-Bryce Molder, Derek Fathauer, **71**-Ernie Els, **66**-Martin Laird. **D—67**-Ben Martin.

Tournament Record:
258, Henrik Stenson (2016-17)
Current Course Record:
60, Si Woo Kim (2015-16)

TOURNAMENT HISTORY

Year	Winner	Score	Runner-up	Score	Location	Par/Yards
GREATER GREENSBORO OPEN						
1938	Sam Snead	272	Johnny Revolta	276	Starmount Forest CC, Greensboro, NC	71/6,630
					Sedgefield CC, Greensboro, NC	70/6,680
1939	Ralph Guldahl	280	Clayton Heafner	283	Starmount Forest CC, Greensboro, NC	71/6,630
			Lawson Little		Sedgefield CC, Greensboro, NC	70/6,680
1940	Ben Hogan	270	Craig Wood	279	Starmount Forest CC, Greensboro, NC	71/6,630
					Sedgefield CC, Greensboro, NC	70/6,680
1941	Byron Nelson	276	Vic Ghezzi	278	Starmount Forest CC, Greensboro, NC	71/6,630
					Sedgefield CC, Greensboro, NC	70/6,680
1942	Sam Byrd	279	Ben Hogan	281	Starmount Forest CC, Greensboro, NC	71/6,630
			Lloyd Mangrum			
1943	No Tournament+					
1944	No Tournament+					
1945	Byron Nelson	271	Sam Byrd	279	Starmount Forest CC, Greensboro, NC	71/6,630
1946	Sam Snead	270	Herman Keiser	276	Sedgefield CC, Greensboro, NC	70/6,680
1947	Vic Ghezzi	286	Frank Stranahan	288	Starmount Forest CC, Greensboro, NC	71/6,630
1948	Lloyd Mangrum	278	Lew Worsham	279	Sedgefield CC, Greensboro, NC	70/6,680
1949	Sam Snead*	276	Lloyd Mangrum	276	Starmount Forest CC, Greensboro, NC	71/6,630
1950	Sam Snead	269	Jimmy Demaret	279	Sedgefield CC, Greensboro, NC	70/6,680
1951	Art Doering	279	Jim Ferrier	284	Starmount Forest CC, Greensboro, NC	71/6,630
1952	Dave Douglas	277	Bobby Locke	278	Starmount Forest CC, Greensboro, NC	71/6,630
1953	Earl Stewart, Jr.*	275	Sam Snead	275	Sedgefield CC, Greensboro, NC	70/6,680
1954	Doug Ford*	283	Marty Furgol	283	Starmount Forest CC, Greensboro, NC	71/6,630
1955	Sam Snead	273	Julius Boros	274	Sedgefield CC, Greensboro, NC	70/6,680
			Art Wall			

*KEY: * = Playoff + = World War II*

Wyndham Championship

WYNDHAM CHAMPIONSHIP

NOTES

Returning to the Wyndham Championship for the first time since 2012, ***Henrik Stenson*** *birdied four of his last six holes en route to a final-round 6-under 64 and one-stroke victory over PGA TOUR rookie* ***Ollie Schniederjans****. Stenson earned his sixth career PGA TOUR title in his 170th start, at the age of 41 years, 4 months,15 days.*

Henrik Stenson *set a new tournament record of 22-under 258, topping the previous-tournament record at the Wyndham Championship of 21-under 259 (****Si Woo Kim****/2016,* ***Carl Pettersson****/2008).*

With his sixth victory on the PGA TOUR, ***Henrik Stenson*** *became the most winningest player from Sweden: Stenson (6),* ***Jesper Parnevik*** *(5),* ***Carl Pettersson*** *(5),* ***Jonas Blixt*** *(3),* ***Gabriel Hjertstedt*** *(2),* ***Daniel Chopra*** *(2),* ***Freddie Jacobson*** *(1),* ***Richard S. Johnson*** *(1) and* ***David Lingmerth*** *(1).*

PGA TOUR rookie ***Ollie Schniederjans*** *posted the only bogey-free final round – a 6-under 64 – to finish second and just one stroke behind* ***Henrik Stenson****. He birdied three of his final four holes, nearly holing out for eagle on the par-4 18th hole from 164 yards out, leaving a birdie putt from 21 inches.*

OLLIE SCHNIEDERJANS

TOURNAMENT HISTORY

Year	Winner	Score	Runner-up	Score	Location	Par/Yards
1956	Sam Snead*	279	Fred Wampler	279	Starmount Forest CC, Greensboro, NC	71/6,630
1957	Stan Leonard	276	Mike Souchak	279	Sedgefield CC, Greensboro, NC	70/6,680
1958	Bob Goalby	275	Dow Finsterwald	277	Starmount Forest CC, Greensboro, NC	71/6,630
			Don January			
			Tony Lema			
			Sam Snead			
			Art Wall			
1959	Dow Finsterwald	278	Art Wall	280	Starmount Forest CC, Greensboro, NC	71/6,630
1960	Sam Snead	270	Dow Finsterwald	272	Starmount Forest CC, Greensboro, NC	71/6,630
1961	Mike Souchak	276	Sam Snead	283	Sedgefield CC, Greensboro, NC	70/6,680
1962	Billy Casper	275	Mike Souchak	276	Sedgefield CC, Greensboro, NC	70/6,680
1963	Doug Sanders	270	Jimmy Clark	274	Sedgefield CC, Greensboro, NC	70/6,680
1964	Julius Boros*	277	Doug Sanders	277	Sedgefield CC, Greensboro, NC	70/6,680
1965	Sam Snead	273	Billy Casper	278	Sedgefield CC, Greensboro, NC	70/6,680
			Jack McGowan			
			Phil Rodgers			
1966	Doug Sanders*	276	Tom Weiskopf	276	Sedgefield CC, Greensboro, NC	70/6,680
1967	George Archer	267	Doug Sanders	269	Sedgefield CC, Greensboro, NC	70/6,680
1968	Billy Casper	267	George Archer	271	Sedgefield CC, Greensboro, NC	70/6,680
			Gene Littler			
			Bobby Nichols			
1969	Gene Littler*	274	Julius Boros	274	Sedgefield CC, Greensboro, NC	70/6,680
			Orville Moody			
			Tom Weiskopf			
1970	Gary Player	271	Miller Barber	273	Sedgefield CC, Greensboro, NC	71/7,034
1971	Bud Allin*	275	Dave Eichelberger	275	Sedgefield CC, Greensboro, NC	71/7,034
			Rod Funseth			
1972	George Archer*	272	Tommy Aaron	272	Sedgefield CC, Greensboro, NC	71/7,034
1973	Chi Chi Rodriguez	267	Lou Graham	268	Sedgefield CC, Greensboro, NC	71/7,012
			Ken Still			
1974	Bob Charles	270	Raymond Floyd	271	Sedgefield CC, Greensboro, NC	71/7,012
			Lee Trevino			
1975	Tom Weiskopf	275	Al Geiberger	278	Sedgefield CC, Greensboro, NC	71/6,643
1976	Al Geiberger	268	Lee Trevino	270	Sedgefield CC, Greensboro, NC	71/6,643
1977	Danny Edwards	276	George Burns	280	Forest Oaks CC, Greensboro, NC	72/7,075
			Larry Nelson			
1978	Seve Ballesteros	282	Jack Renner	283	Forest Oaks CC, Greensboro, NC	72/6,958
			Fuzzy Zoeller			
1979	Raymond Floyd	282	George Burns	283	Forest Oaks CC, Greensboro, NC	72/6,958
			Gary Player			
1980	Craig Stadler	275	George Burns	281	Forest Oaks CC, Greensboro, NC	72/6,958
			Bill Kratzert			
			Jack Newton			
			Jerry Pate			
1981	Larry Nelson*	281	Mark Hayes	281	Forest Oaks CC, Greensboro, NC	72/6,984
1982	Danny Edwards	285	Bobby Clampett	286	Forest Oaks CC, Greensboro, NC	72/6,984
1983	Lanny Wadkins	275	Craig Stadler	280	Forest Oaks CC, Greensboro, NC	72/6,984
			Denis Watson			
1984	Andy Bean	280	George Archer	282	Forest Oaks CC, Greensboro, NC	72/6,984
1985	Joey Sindelar	285	Isao Aoki	286	Forest Oaks CC, Greensboro, NC	72/6,984
			Craig Stadler			
1986	Sandy Lyle	275	Andy Bean	277	Forest Oaks CC, Greensboro, NC	72/6,984
1987	Scott Simpson	282	Clarence Rose	284	Forest Oaks CC, Greensboro, NC	72/6,984
KMART GREATER GREENSBORO OPEN						
1988	Sandy Lyle*	271	Ken Green	271	Forest Oaks CC, Greensboro, NC	72/6,984
1989	Ken Green	277	John Huston	279	Forest Oaks CC, Greensboro, NC	72/6,984
1990	Steve Elkington	282	Mike Reid	284	Forest Oaks CC, Greensboro, NC	72/6,984
			Jeff Sluman			
1991	Mark Brooks*	275	Gene Sauers	275	Forest Oaks CC, Greensboro, NC	72/6,984
1992	Davis Love III	272	John Cook	278	Forest Oaks CC, Greensboro, NC	72/6,984
1993	Rocco Mediate*	281	Steve Elkington	281	Forest Oaks CC, Greensboro, NC	72/6,984
1994	Mike Springer	275	Brad Bryant	278	Forest Oaks CC, Greensboro, NC	72/6,984
			Ed Humenik			
			Hale Irwin			
1995	Jim Gallagher, Jr.	274	Peter Jacobsen	275	Forest Oaks CC, Greensboro, NC	72/6,984
			Jeff Sluman			
GREATER GREENSBORO CHRYSLER CLASSIC						
1996	Mark O'Meara	274	Duffy Waldorf	276	Forest Oaks CC, Greensboro, NC	72/7,062
1997	Frank Nobilo*	274	Brad Faxon	274	Forest Oaks CC, Greensboro, NC	72/7,062
1998	Trevor Dodds*	276	Scott Verplank	276	Forest Oaks CC, Greensboro, NC	72/7,062
1999	Jesper Parnevik	265	Jim Furyk	267	Forest Oaks CC, Greensboro, NC	72/7,062

*KEY: * = Playoff*

Wyndham Championship

WYNDHAM CHAMPIONSHIP

NOTES

As the final event before the FedExCup Playoffs, four players moved into the top 125 in the FedExCup standings to advance to the Playoffs: ***Martin Flores***, ***Rory Sabbatini***, ***Harold Varner III*** *and* ***J.J. Henry****. The four players who moved out of the top 125 were:* ***Zac Blair***, ***David Hearn***, ***Seamus Power*** *and* ***Daniel Summerhays****.*

Henrik Stenson *became the third player in the last 18 PGA TOUR events to carry the third-round lead/co-lead on to victory, joining* ***Jordan Spieth*** *from his victories at the Travelers Championship and Open Championship.*

Entering the week No. 9 in the Official World Golf Ranking (the highest-ranked player in the field), ***Henrik Stenson*** *became the highest-ranked player to win the Wyndham Championship since* ***Hal Sutton*** *won in 2000 when he was ranked fourth in the world.*

There were three aces in the final round: ***Roberto Castro*** *(7-iron from 174 yards on the par-3 third hole),* ***Ben Crane*** *(7-iron from 172 yards on the par-3 16th hole) and* ***Martin Flores*** *(8-iron from 172 yards on the par-3 16th hole). The 2016 Masters Tournament was the last event on the PGA TOUR with three aces in one round.*

With his clutch performance during the Wyndham Championship (closing 66-66-67), ***Geoff Ogilvy*** *became the seventh player out of the last eight players ranked No. 125 in the standings entering the Wyndham Championship to remain inside the cut line.*


GEOFF OGILVY

TOURNAMENT HISTORY

Year	Winner	Score	Runner-up	Score	Location	Par/Yards
2000	Hal Sutton	274	Andrew Magee	277	Forest Oaks CC, Greensboro, NC	72/7,062
2001	Scott Hoch	272	Brett Quigley Scott Simpson	273	Forest Oaks CC, Greensboro, NC	72/7,062
2002	Rocco Mediate	272	Mark Calcavecchia	275	Forest Oaks CC, Greensboro, NC	72/7,062
CHRYSLER CLASSIC OF GREENSBORO						
2003	Shigeki Maruyama	266	Brad Faxon	271	Forest Oaks CC, Greensboro, NC	72/7,311
2004	Brent Geiberger	270	Michael Allen	272	Forest Oaks CC, Greensboro, NC	72/7,311
2005	K.J. Choi	266	Shigeki Maruyama	268	Forest Oaks CC, Greensboro, NC	72/7,333
2006	Davis Love III	272	Jason Bohn	274	Forest Oaks CC, Greensboro, NC	72/7,333
WYNDHAM CHAMPIONSHIP						
2007	Brandt Snedeker	266	Tim Petrovic Billy Mayfair Jeff Overton	268	Forest Oaks CC, Greensboro, NC	72/7,333
2008	Carl Pettersson	259	Scott McCarron	261	Sedgefield CC, Greensboro, NC	70/7,117
2009	Ryan Moore*	264	Jason Bohn Kevin Stadler	264	Sedgefield CC, Greensboro, NC	70/7,117
2010	Arjun Atwal	260	David Toms	261	Sedgefield CC, Greensboro, NC	70/7,117
2011	Webb Simpson	262	George McNeill	265	Sedgefield CC, Greensboro, NC	70/7,117
2012	Sergio Garcia	262	Tim Clark	264	Sedgefield CC, Greensboro, NC	70/7,117
2013	Patrick Reed*	266	Jordan Spieth	266	Sedgefield CC, Greensboro, NC	70/7,127
2013-14	Camilo Villegas	263	Bill Haas Freddie Jacobson	264	Sedgefield CC, Greensboro, NC	70/7,127
2014-15	Davis Love III	263	Jason Gore	264	Sedgefield CC, Greensboro, NC	70/7,127
2015-16	Si Woo Kim	259	Luke Donald	264	Sedgefield CC, Greensboro, NC	70/7,127
2016-17	Henrik Stenson	258	Ollie Schniederjans	259	Sedgefield CC, Greensboro, NC	70/7,127

*KEY: * = Playoff*

THE NORTHERN TRUST

[The 1st of 4 events in the FedExCup Playoffs]

THE NORTHERN TRUST

Winner: DUSTIN JOHNSON
FedExCup Points: 2,000 $1,575,000
65-69-67-66 267 (-13)

Old Westbury, NY August 21-27, 2017
Glen Oaks Club

FedExCup Points: 2,000 (first) Purse: $8,750,000
Par/Yards: 35-35—70/7,346

LEADERS

First Round		Second Round		Third Round	
Russell Henley	64 (-6)	Rickie Fowler	134 (-6)	Jordan Spieth	198 (-12)
Dustin Johnson	65 (-5)	Dustin Johnson	134 (-6)	Dustin Johnson	201 (-9)
Scott Brown	66 (-4)	Jordan Spieth	134 (-6)	Paul Casey	203 (-7)
Chris Kirk	66 (-4)	Jhonattan Vegas	134 (-6)	Matt Kuchar	203 (-7)
Camilo Villegas	66 (-4)	Matt Kuchar	135 (-5)	Jon Rahm	203 (-7)
		Bubba Watson	135 (-5)	Patrick Reed	203 (-7)

CUT: 70 players at 2-over 142 from a field of 120 professionals.

WEATHER: Thursday: Sunny with a high of 81. Wind NW 5-10 mph. **Friday:** Sunny morning and partly cloudy late in the day with a high of 78. Wind NNW 8-12 mph. **Saturday:** Sunny with a high of 77. Light wind NE 2-6 mph. **Sunday:** Mostly sunny with a high of 76. Wind ESE 6-12 mph.

ORDER OF FINISH

Won with a birdie-3 on the first playoff hole.

Player	Finish	Scores	Total	FedExCup Points	Money
Dustin Johnson	1	65-69-67-66	267	2,000.00	$1,575,000.00
Jordan Spieth	2	69-65-64-69	267	1,200.00	945,000.00
Jon Rahm	T3	68-68-67-68	271	650.00	507,500.00
Jhonattan Vegas	T3	69-65-72-65	271	650.00	507,500.00
Paul Casey	5	69-68-66-71	274	440.00	350,000.00
Kevin Chappell	T6	68-73-64-70	275	355.00	283,281.25
Jason Day	T6	69-71-68-67	275	355.00	283,281.25
Webb Simpson	T6	73-66-71-65	275	355.00	283,281.25
Justin Thomas	T6	68-69-69-69	275	355.00	283,281.25
Patrick Cantlay	T10	67-70-69-70	276	248.57	187,500.00
Matt Kuchar	T10	71-64-68-73	276	248.57	187,500.00
Louis Oosthuizen	T10	67-72-68-69	276	248.57	187,500.00
Chez Reavie	T10	69-68-69-70	276	248.57	187,500.00
Justin Rose	T10	68-68-69-71	276	248.57	187,500.00
Robert Streb	T10	71-70-66-69	276	248.57	187,500.00
Bubba Watson	T10	67-68-71-70	276	248.57	187,500.00
Charley Hoffman	T17	72-70-70-65	277	196.00	131,250.00
Xander Schauffele	T17	71-66-72-68	277	196.00	131,250.00
Henrik Stenson	T17	69-72-67-69	277	196.00	131,250.00
Jason Dufner	T20	69-69-68-72	278	164.00	98,350.00
Rickie Fowler	T20	68-66-74-70	278	164.00	98,350.00
Martin Laird	T20	69-69-69-71	278	164.00	98,350.00
Patrick Reed	T20	70-67-66-75	278	164.00	$98,350.00
Harold Varner III	T20	67-70-71-70	278	164.00	98,350.00
Scott Brown	T25	66-74-67-72	279	133.00	69,781.25
Russell Henley	T25	64-72-70-73	279	133.00	69,781.25
Jason Kokrak	T25	71-69-70-69	279	133.00	69,781.25
Kyle Stanley	T25	70-71-72-66	279	133.00	69,781.25
Emiliano Grillo	T29	69-73-70-68	280	109.00	58,187.50
David Lingmerth	T29	71-68-68-73	280	109.00	58,187.50
Kevin Na	T29	71-71-69-69	280	109.00	58,187.50
Charl Schwartzel	T29	70-70-71-69	280	109.00	58,187.50
Daniel Berger	33	69-68-72-72	281	94.00	51,625.00
Martin Flores	T34	67-73-69-73	282	78.00	44,187.50
Whee Kim	T34	69-69-70-74	282	78.00	44,187.50
Luke List	T34	70-70-74-68	282	78.00	44,187.50
Rory McIlroy	T34	73-68-69-72	282	78.00	44,187.50
Pat Perez	T34	70-68-71-73	282	78.00	44,187.50
Camilo Villegas	T34	66-71-72-73	282	78.00	44,187.50
Lucas Glover	T40	69-71-72-71	283	60.00	35,875.00
Chris Kirk	T40	66-73-71-73	283	60.00	35,875.00
Geoff Ogilvy	T40	72-70-69-72	283	60.00	35,875.00
Hudson Swafford	T43	70-72-71-71	284	44.00	28,058.34
Vaughn Taylor	T43	71-70-75-68	284	44.00	28,058.34
Keegan Bradley	T43	68-70-66-80	284	44.00	28,058.33
Si Woo Kim	T43	72-69-70-73	284	44.00	28,058.33
Scott Stallings	T43	71-70-70-73	284	44.00	28,058.33
Kevin Tway	T43	70-71-70-73	284	44.00	$28,058.33
Luke Donald	T49	71-71-72-71	285	32.00	21,595.00
Brooks Koepka	T49	72-68-73-72	285	32.00	21,595.00
Ryan Moore	T49	72-69-72-72	285	32.00	21,595.00
C.T. Pan	T49	70-69-69-77	285	32.00	21,595.00
Richy Werenski	T49	70-71-72-72	285	32.00	21,595.00
Wesley Bryan	T54	70-72-69-75	286	22.15	19,687.50
Tony Finau	T54	72-68-69-77	286	22.15	19,687.50
Kevin Kisner	T54	69-72-70-75	286	22.15	19,687.50
William McGirt	T54	69-71-74-72	286	22.15	19,687.50
Phil Mickelson	T54	72-68-71-75	286	22.15	19,687.50
Rod Pampling	T54	71-71-75-69	286	22.15	19,687.50
D.A. Points	T54	72-66-74-74	286	22.15	19,687.50
J.J. Spaun	T54	71-68-72-75	286	22.15	19,687.50
Ryan Blaum	T62	68-72-71-76	287	17.20	18,637.50
Charles Howell III	T62	69-71-74-73	287	17.20	18,637.50
Mac Hughes	T62	70-69-73-75	287	17.20	18,637.50
Grayson Murray	T62	72-68-71-76	287	17.20	18,637.50
Ian Poulter	66	71-70-74-73	288	15.20	18,200.00
Chad Campbell	T67	70-71-70-78	289	14.00	17,937.50
Morgan Hoffmann	T67	71-69-70-79	289	14.00	17,937.50
Sean O'Hair	69	72-70-76-74	292	12.80	17,675.00
Kelly Kraft	70	67-74-78-76	295	12.00	17,500.00

The following players did not finish
(C=cut, W=withdrew, D=disqualified)

C—143-Bud Cauley, Bryson DeChambeau, Brian Gay, Branden Grace, Adam Hadwin, Jim Herman, Zach Johnson, Marc Leishman, Hideki Matsuyama, Seung-Yul Noh, Tyrone Van Aswegen, **144**-Robert Garrigus, Bill Haas, J.J. Henry, Sung Kang, Francesco Molinari, Steve Stricker, Nick Watney, **145**-Stewart Cink, Harris English, Brian Harman, J.B. Holmes, Billy Horschel, Danny Lee, Rory Sabbatini, Cameron Smith, Brendan Steele, Chris Stroud, Jimmy Walker, **146**-Blayne Barber, Patrick Rodgers, Gary Woodland, **147**-Jonas Blixt, Brandon Hagy, Michael Kim, Patton Kizzire, Ben Martin, **148**-James Hahn, Ollie Schniederjans, **149**-John Huh, Russell Knox, Anirban Lahiri, **150**-Byeong Hun An, Jamie Lovemark, **151**-Rafa Cabrera Bello, Derek Fathauer, **152**-Nick Taylor, **154**-Cody Gribble, Kevin Streelman. **W--74**-Graham DeLaet.

Tournament Record:
261, Bob Gilder (1982), Jason Day (2014-15)

Current Course Record:
64, Russell Henley (2016-17), Matt Kuchar (2016-17), Kevin Chappell (2016-17),Jordan Spieth (2016-17)

Tournament Course Record:
61, Brandt Snedeker, 2011, Plainfield CC

TOURNAMENT HISTORY

Year	Winner	Score	Runner-up	Score	Location	Par/Yards
WESTCHESTER CLASSIC						
1967	Jack Nicklaus	272	Dan Sikes	273	Westchester CC, Harrison, NY	72/6,573
1968	Julius Boros	272	Bob Murphy Jack Nicklaus Dan Sikes	273	Westchester CC, Harrison, NY	72/6,648
1969	Frank Beard	275	Bert Greene	276	Westchester CC, Harrison, NY	72/6,677
1970	Bruce Crampton	273	Larry Hinson Jack Nicklaus	274	Westchester CC, Harrison, NY	72/6,700
1971	Arnold Palmer	270	Gibby Gilbert Hale Irwin	275	Westchester CC, Harrison, NY	72/6,700
1972	Jack Nicklaus	270	Jim Colbert	273	Westchester CC, Harrison, NY	72/6,700
1973	Bobby Nichols*	272	Bob Murphy	272	Westchester CC, Harrison, NY	72/6,614
1974	Johnny Miller	269	Don Bies	271	Westchester CC, Harrison, NY	72/6,614
1975	Gene Littler*	271	Julius Boros	271	Westchester CC, Harrison, NY	72/6,614
AMERICAN EXPRESS WESTCHESTER CLASSIC						
1976	David Graham	272	Ben Crenshaw Tom Watson Fuzzy Zoeller	275	Westchester CC, Harrison, NY	71/6,603
1977	Andy North	272	George Archer	274	Westchester CC, Harrison, NY	71/6,603
1978	Lee Elder	274	Mark Hayes	275	Westchester CC, Harrison, NY	71/6,603
MANUFACTURERS HANOVER WESTCHESTER CLASSIC						
1979	Jack Renner	277	David Graham Howard Twitty	278	Westchester CC, Harrison, NY	71/6,603
1980	Curtis Strange	273	Gibby Gilbert	275	Westchester CC, Harrison, NY	71/6,603
1981	Raymond Floyd	275	Bobby Clampett Gibby Gilbert Craig Stadler	277	Westchester CC, Harrison, NY	71/6,603

*KEY: * = Playoff*

THE NORTHERN TRUST

THE NORTHERN TRUST

NOTES

Dustin Johnson *entered the final round of THE NORTHERN TRUST trailing* ***Jordan Spieth*** *by three strokes. Spieth extended that lead to five strokes after five holes before suffering a double bogey at No. 6 to give Johnson hope. With birdies at the 9th and 10th holes, Johnson tied the lead at 11-under. Two additional birdies saw both players finish tied at 13-under 267. After a 341-yard tee shot on the first playoff hole, the longest drive of the week, Johnson prevailed with a shot from 95 yards to inside four feet and made the putt to win his 16th PGA TOUR title. Johnson won in his 218th start at the age of 33 years, 2 months, 5 days.*

Dustin Johnson *improved his playoff record to 1-1, winning via playoff for the first time in his PGA TOUR career.*

After holding a three-stroke lead headed into the final round, ***Jordan Spieth*** *failed to convert the 54-hole lead into victory for just the second time in 11 previous 54-hole leads.*

Jhonattan Vegas *posted a bogey-free, final-round 65 to finish T3 at 9-under 271.*

Making his first appearance in a FedExCup Playoffs event, ***Jon Rahm*** *finished T3 at THE NORTHERN TRUST to move from No. 6 to No. 5 in the FedExCup standings.*

Paul Casey*'s solo-fifth finish marked his eighth top-10 result in his 16th FedExCup Playoffs event and his fifth in his last six Playoffs events.*

Webb Simpson *hit 14 of 18 greens to produce a 5-under 65 in the final round. Simpson's T6 marked his third top-10 result in nine appearances at THE NORTHERN TRUST, and his second consecutive on TOUR following a third-place finish at the Wyndham Championship a week earlier.*

Three players – ***Harold Varner III****,* ***Bubba Watson*** *and* ***David Lingmerth*** *– played their way into the top 100 in the FedExCup standings to advance to the Dell Technologies Championship, while three players –* ***Byeong Hun An****,* ***Robert Garrigus*** *and* ***Seung-Yul Noh*** *– fell out of the top 100 to end their respective seasons.*

TOURNAMENT HISTORY

Year	Winner	Score	Runner-up	Score	Location	Par/Yards
1982	Bob Gilder	261	Peter Jacobsen Tom Kite	266	Westchester CC, Harrison, NY	70/6,329
1983	Seve Ballesteros	276	Andy Bean Craig Stadler	278	Westchester CC, Harrison, NY	71/6,687
1984	Scott Simpson	269	David Graham Jay Haas Mark O'Meara	274	Westchester CC, Harrison, NY	71/6,687
1985	Roger Maltbie*	275	George Burns Raymond Floyd	275	Westchester CC, Harrison, NY	71/6,722
1986	Bob Tway	272	Willie Wood	273	Westchester CC, Harrison, NY	71/6,723
1987	J.C. Snead*	276	Seve Ballesteros	276	Westchester CC, Harrison, NY	71/6,769
1988	Seve Ballesteros*	276	David Frost Ken Green Greg Norman	276	Westchester CC, Harrison, NY	71/6,779
1989	Wayne Grady*	277	Ronnie Black	277	Westchester CC, Harrison, NY	71/6,779
BUICK CLASSIC						
1990	Hale Irwin	269	Paul Azinger	271	Westchester CC, Harrison, NY	71/6,779
1991	Billy Andrade	273	Brad Bryant	275	Westchester CC, Harrison, NY	71/6,779
1992	David Frost	268	Duffy Waldorf	276	Westchester CC, Harrison, NY	71/6,779
1993	Vijay Singh*	280	Mark Wiebe	280	Westchester CC, Harrison, NY	71/6,779
1994	Lee Janzen	268	Ernie Els	271	Westchester CC, Harrison, NY	71/6,779
1995	Vijay Singh*	278	Doug Martin	278	Westchester CC, Harrison, NY	71/6,779
1996	Ernie Els	271	Steve Elkington	279	Westchester CC, Harrison, NY	71/6,779
1997	Ernie Els	268	Jeff Maggert	270	Westchester CC, Harrison, NY	71/6,722
1998	J.P. Hayes~*	201	Jim Furyk	201	Westchester CC, Harrison, NY	71/6,722
1999	Duffy Waldorf*	276	Dennis Paulson	276	Westchester CC, Harrison, NY	71/6,722
2000	Dennis Paulson*	276	David Duval	276	Westchester CC, Harrison, NY	71/6,722
2001	Sergio Garcia	268	Scott Hoch	271	Westchester CC, Harrison, NY	71/6,722
2002	Chris Smith	272	David Gossett Pat Perez Loren Roberts	274	Westchester CC, Harrison, NY	71/6,722
2003	Jonathan Kaye*	271	John Rollins	271	Westchester CC, Harrison, NY	71/6,783
2004	Sergio Garcia*	272	Padraig Harrington Rory Sabbatini	272	Westchester CC, Harrison, NY	71/6,751
BARCLAYS CLASSIC						
2005	Padraig Harrington	274	Jim Furyk	275	Westchester CC, Harrison, NY	71/6,839
2006	Vijay Singh	274	Adam Scott	276	Westchester CC, Harrison, NY	71/6,839
THE BARCLAYS						
2007	Steve Stricker	268	K.J. Choi	270	Westchester CC, Harrison, NY	71/6,839
2008	Vijay Singh*	276	Sergio Garcia Kevin Sutherland	276	Ridgewood CC, Paramus, NJ	71/7,319
2009	Heath Slocum	275	Ernie Els Padraig Harrington Steve Stricker Tiger Woods	276	Liberty National, Jersey City, NJ	71/7,419
2010	Matt Kuchar*	272	Martin Laird	272	Ridgewood CC, Paramus, NJ	71/7,319
2011	Dustin Johnson	194	Matt Kuchar	196	Plainfield CC, Edison, NJ	71/6.964
2012	Nick Watney	274	Brandt Snedeker	277	Bethpage State Park (Black), Farmingdale, NY	71/7,468
2013	Adam Scott	273	Graham DeLaet Justin Rose Gary Woodland Tiger Woods	274	Liberty National GC, Jersey City, NJ	71/7,353
2013-14	Hunter Mahan	270	Stuart Appleby Jason Day Cameron Tringale	272	Ridgewood CC, Paramus, NJ	71/7,319
2014-15	Jason Day	261	Henrik Stenson	267	Plainfield CC, Edison, NJ	70/7,012
2015-16	Patrick Reed	275	Emiliano Grillo Sean O'Hair	276	Bethpage State Park (Black), Farmingdale, NY	71/7,468
2016-17	Dustin Johnson*	267	Jordan Spieth	267	Glen Oaks Club, Old Westbury, NY	70/7,346

*KEY: * = Playoff ~ = Weather-shortened*

Dell Technologies Championship

[The 2nd of 4 events in the FedExCup Playoffs]

Winner: JUSTIN THOMAS
FedExCup Points: 2,000 $1,575,000
71-67-63-66 267 (-17)

Norton, MA **August 29-September 4, 2017** **FedExCup Points: 2,000 (first)** **Purse: $8,750,000**
TPC Boston **Par/Yards: 36-35—71/7,342**

LEADERS

First Round		Second Round		Third Round	
Dustin Johnson	66 (-5)	Jon Rahm	133 (-9)	Marc Leishman	201 (-12)
Sergio Garcia	67 (-4)	Paul Casey	135 (-7)	Justin Thomas	201 (-12)
Marc Leishman	67 (-4)	Adam Hadwin	135 (-7)	Paul Casey	202 (-11)
Jon Rahm	67 (-4)	Kyle Stanley	135 (-7)	Adam Hadwin	203 (-10)
Kyle Stanley	67 (-4)	Kevin Streelman	135 (-7)	Grayson Murray	203 (-10)
Justin Thomas	71 (E)	Justin Thomas	138 (-4)	Jordan Spieth	203 (-10)

CUT: 79 players at 3-over 145 from a field of 96 professionals.

WEATHER: **Friday:** Sunny, breezy and cool with a high of 70. Wind NW 8-12 mph with gusts to 30 mph. **Saturday:** Partly cloudy and cool with a high of 73. Wind NNW in the morning, changing to SSW wind in the afternoon 5-10 mph. **Sunday:** Due to a forecast of impending rain from the remnants of Hurricane Harvey, tee times for the third round were scheduled off Nos. 1 and 10 tees in threesomes between 10:37 a.m. and 1:00 p.m. Occasional showers all day with a couple of brief heavy downpours. High temperature of 63. Wind ENE 6-12 mph. **Monday:** Sunny with a high of 80. Wind SW 10-15 mph with gusts to 25 mph.

ORDER OF FINISH

Player	Finish	Scores	Total	FedExCup Points	Money
Justin Thomas	1	71-67-63-66	267	2,000.00	$1,575,000.00
Jordan Spieth	2	72-65-66-67	270	1,200.00	945,000.00
Marc Leishman	3	67-69-65-70	271	760.00	595,000.00
Paul Casey	T4	70-65-67-70	272	490.00	385,000.00
Jon Rahm	T4	67-66-71-68	272	490.00	385,000.00
Phil Mickelson	T6	69-67-69-68	273	355.00	283,281.25
Kevin Na	T6	68-69-70-66	273	355.00	283,281.25
Pat Perez	T6	72-67-67-67	273	355.00	283,281.25
Patrick Reed	T6	71-67-69-66	273	355.00	283,281.25
Bill Haas	T10	71-70-68-65	274	290.00	227,500.00
Justin Rose	T10	72-65-69-68	274	290.00	227,500.00
Stewart Cink	12	71-68-68-68	275	260.00	201,250.00
Patrick Cantlay	T13	69-68-68-71	276	220.80	159,250.00
Rickie Fowler	T13	69-71-66-70	276	220.80	159,250.00
Adam Hadwin	T13	70-65-68-73	276	220.80	159,250.00
Mac Hughes	T13	70-68-71-67	276	220.80	159,250.00
Hudson Swafford	T13	69-68-70-69	276	220.80	159,250.00
Rafa Cabrera Bello	T18	72-68-72-65	277	184.00	118,125.00
Dustin Johnson	T18	66-72-66-73	277	184.00	118,125.00
Brooks Koepka	T18	74-67-68-68	277	184.00	118,125.00
Gary Woodland	T18	72-71-67-67	277	184.00	118,125.00
Emiliano Grillo	22	70-71-71-66	278	164.00	98,000.00
Hideki Matsuyama	T23	72-71-70-66	279	152.00	87,500.00
Ian Poulter	T23	71-73-69-66	279	152.00	87,500.00
Jason Day	T25	75-69-70-66	280	130.00	$68,250.00
Branden Grace	T25	74-64-69-73	280	130.00	68,250.00
Grayson Murray	T25	68-68-67-77	280	130.00	68,250.00
Charl Schwartzel	T25	75-69-69-67	280	130.00	68,250.00
Kyle Stanley	T25	67-68-73-72	280	130.00	68,250.00
Bryson DeChambeau	T30	69-67-72-73	281	100.00	54,337.50
Lucas Glover	T30	71-69-70-71	281	100.00	54,337.50
Cody Gribble	T30	72-70-68-71	281	100.00	54,337.50
William McGirt	T30	70-74-69-68	281	100.00	54,337.50
Louis Oosthuizen	T30	69-69-74-69	281	100.00	54,337.50
Keegan Bradley	T35	76-68-69-69	282	76.00	43,137.50
Kevin Chappell	T35	72-70-69-71	282	76.00	43,137.50
Sergio Garcia	T35	67-73-75-67	282	76.00	43,137.50
Sung Kang	T35	71-74-71-66	282	76.00	43,137.50
Kevin Streelman	T35	70-65-74-73	282	76.00	43,137.50
Jonas Blixt	T40	68-73-73-69	283	52.28	32,375.00
Russell Henley	T40	70-69-70-74	283	52.28	32,375.00
Morgan Hoffmann	T40	75-64-74-70	283	52.28	32,375.00
Si Woo Kim	T40	71-70-72-70	283	52.28	32,375.00
Martin Laird	T40	74-70-70-69	283	52.28	32,375.00
Jamie Lovemark	T40	73-70-73-67	283	52.28	32,375.00
Kevin Tway	T40	71-74-72-66	283	52.28	32,375.00
Charley Hoffman	T47	72-71-73-68	284	35.00	22,779.17
Luke List	T47	68-76-71-69	284	35.00	22,779.17
C.T. Pan	T47	69-72-74-69	284	35.00	22,779.17
Harold Varner III	T47	77-67-73-67	284	35.00	22,779.17
Bud Cauley	T47	72-71-68-73	284	35.00	22,779.16
Chris Kirk	T47	70-68-76-70	284	35.00	22,779.16
Kevin Kisner	T53	72-70-73-70	285	26.00	$20,358.34
Jason Kokrak	T53	72-73-69-71	285	26.00	20,358.33
Xander Schauffele	T53	69-74-72-70	285	26.00	20,358.33
Zach Johnson	T56	77-68-69-72	286	21.60	19,600.00
Matt Kuchar	T56	72-70-71-73	286	21.60	19,600.00
Anirban Lahiri	T56	72-70-73-71	286	21.60	19,600.00
Brendan Steele	T56	69-70-78-69	286	21.60	19,600.00
Nick Taylor	T56	72-72-70-72	286	21.60	19,600.00
Daniel Berger	T61	77-68-70-72	287	18.00	18,812.50
Russell Knox	T61	72-72-72-71	287	18.00	18,812.50
Francesco Molinari	T61	75-70-71-71	287	18.00	18,812.50
Chez Reavie	T61	72-72-70-73	287	18.00	18,812.50
Scott Brown	T65	74-65-70-79	288	14.80	18,112.50
Tony Finau	T65	69-71-77-71	288	14.80	18,112.50
Brian Harman	T65	68-72-74-74	288	14.80	18,112.50
Jhonattan Vegas	T65	73-70-74-71	288	14.80	18,112.50
Wesley Bryan	T69	76-69-72-72	289	11.90	17,412.50
Jason Dufner	T69	68-75-69-77	289	11.90	17,412.50
Jim Herman	T69	75-68-74-72	289	11.90	17,412.50
Bubba Watson	T69	75-70-71-73	289	11.90	17,412.50
Patrick Rodgers	T73	74-71-73-72	290	10.60	16,887.50
Robert Streb	T73	73-72-74-71	290	10.60	16,887.50
Graham DeLaet	T75	72-69-80-70	291	9.40	16,362.50
James Hahn	T75	76-68-76-71	291	9.40	16,362.50
Webb Simpson	T75	72-70-76-73	291	9.40	16,362.50
J.J. Spaun	T75	72-71-74-74	291	9.40	16,362.50
Rod Pampling	79	72-73-75-73	293	8.40	15,925.00

The following players did not finish
(C=cut, W=withdrew, D=disqualified)

C—146-Chad Campbell, Billy Horschel, Michael Kim, Whee Kim, Rory McIlroy, Adam Scott, Chris Stroud, Camilo Villegas, **147**-David Lingmerth, **148**-Patton Kizzire, Sean O'Hair, **149**-Charles Howell III, Danny Lee, Cameron Smith, **152**-Ollie Schniederjans. **W**--Kelly Kraft, **82**-Ryan Moore.

Tournament Record:
262, Vijay Singh (2008), Charley Hoffman (2010), Henrik Stenson (2013)

Current Course Record:
61, Vijay Singh (2006), Mike Weir (2008)

TOURNAMENT HISTORY

Year	Winner	Score	Runner-up	Score	Location	Par/Yards
DEUTSCHE BANK CHAMPIONSHIP						
2003	Adam Scott	264	Rocco Mediate	268	TPC Boston, Norton, MA	71/7,415
2004	Vijay Singh	268	Adam Scott	271	TPC Boston, Norton, MA	71/7,415
			Tiger Woods			
2005	Olin Browne	270	Jason Bohn	271	TPC Boston, Norton, MA	71/7,415
2006	Tiger Woods	268	Vijay Singh	270	TPC Boston, Norton, MA	71/7,415
2007	Phil Mickelson	268	Brett Wetterich	270	TPC Boston, Norton, MA	71/7,207
			Tiger Woods			
			Arron Oberholser			
2008	Vijay Singh	262	Mike Weir	267	TPC Boston, Norton, MA	71/7,207
2009	Steve Stricker	267	Jason Dufner	268	TPC Boston, Norton, MA	71/7,202
			Scott Verplank			
2010	Charley Hoffman	262	Jason Day	267	TPC Boston, Norton, MA	71/7,214
			Luke Donald			
			Geoff Ogilvy			
2011	Webb Simpson*	269	Chez Reavie	269	TPC Boston, Norton, MA	71/7,214
2012	Rory McIlroy	264	Louis Oosthuizen	265	TPC Boston, Norton, MA	71/7,216
2013	Henrik Stenson	262	Steve Stricker	264	TPC Boston, Norton, MA	71/7,216
2013-14	Chris Kirk	269	Geoff Ogilvy	271	TPC Boston, Norton, MA	71/7,216
			Russell Henley			
			Billy Horschel			
2014-15	Rickie Fowler	269	Henrik Stenson	270	TPC Boston, Norton, MA	71/7,216
2015-16	Rory McIlroy	269	Paul Casey	271	TPC Boston, Norton, MA	71/7,297
DELL TECHNOLOGIES CHAMPIONSHIP						
2016-17	Justin Thomas	267	Jordan Spieth	270	TPC Boston, Norton, MA	71/7,342

*KEY: * = Playoff*

BMW Championship

[The 3rd of 4 events in the FedExCup Playoffs]

BMW Championship

Winner: MARC LEISHMAN
FedExCup Points: 2,000 $1,575,000
62-64-68-67 261 (-23)

Lake Forest, IL **September 11-17, 2017** **FedExCup Points: 2,000 (first)** **Purse: $8,750,000**
Conway Farms GC **Par/Yards: 35-36—71/7,208**

LEADERS

First Round	
Marc Leishman	62 (-9)
Jason Day	64 (-7)
Charley Hoffman	64 (-7)
Jamie Lovemark	64 (-7)
Keegan Bradley	65 (-6)
Rafa Cabrera Bello	65 (-6)
Tony Finau	65 (-6)
Rickie Fowler	65 (-6)
Jordan Spieth	65 (-6)

Second Round	
Marc Leishman	126 (-16)
Jason Day	129 (-13)
Rickie Fowler	129 (-13)
Patrick Cantlay	132 (-10)
Stewart Cink	133 (-9)
Francesco Molinari	133 (-9)

Third Round	
Marc Leishman	194 (-19)
Jason Day	199 (-14)
Rickie Fowler	199 (-14)
Justin Rose	201 (-12)
Scott Brown	202 (-11)
Patrick Cantlay	202 (-11)
Charley Hoffman	202 (-11)
Matt Kuchar	202 (-11)
Ryan Moore	202 (-11)
Jon Rahm	202 (-11)
Chez Reavie	202 (-11)

CUT: No cut. 69 of the 70 players who started the event completed 72 holes.

WEATHER: Thursday: Due to fog, the first round was delayed 20 minutes. Sunny with a high of 77. Wind SSE 5-10 mph. **Friday:** Mostly sunny with a high of 82. Wind SSE 9-13 mph with gusts to 17 mph. **Saturday:** Dry and breezy with a high of 85. Wind SSE 8-12 mph with gusts to 16 mph. **Sunday:** Partly cloudy with a high of 80. Wind WSW 6-12 mph in the morning, switching to WNW wind at 5-10 mph in the afternoon.

ORDER OF FINISH

Player	Finish	Scores	Total	FedExCup Points	Money
Marc Leishman	1	62-64-68-67	261	2,000.00	$1,575,000.00
Rickie Fowler	T2	65-64-70-67	266	980.00	770,000.00
Justin Rose	T2	67-68-66-65	266	980.00	770,000.00
Jason Day	4	64-65-70-69	268	540.00	420,000.00
Matt Kuchar	T5	67-68-67-67	269	420.00	332,500.00
Jon Rahm	T5	69-68-65-67	269	420.00	332,500.00
Tony Finau	T7	65-72-70-64	271	350.00	282,187.50
Jordan Spieth	T7	65-70-71-65	271	350.00	282,187.50
Patrick Cantlay	T9	67-65-70-70	272	300.00	236,250.00
Anirban Lahiri	T9	67-71-68-66	272	300.00	236,250.00
Webb Simpson	T9	66-73-65-68	272	300.00	236,250.00
Kevin Chappell	T12	69-67-70-67	273	218.50	156,406.25
Sergio Garcia	T12	68-68-68-69	273	218.50	156,406.25
Lucas Glover	T12	68-70-65-70	273	218.50	156,406.25
Brooks Koepka	T12	71-70-69-63	273	218.50	156,406.25
Francesco Molinari	T12	68-65-72-68	273	218.50	156,406.25
Pat Perez	T12	70-67-67-69	273	218.50	156,406.25
Chez Reavie	T12	68-67-67-71	273	218.50	156,406.25
Cameron Smith	T12	66-68-69-70	273	218.50	156,406.25
Scott Brown	T20	69-66-67-72	274	156.85	91,250.00
Zach Johnson	T20	67-71-72-64	274	156.85	91,250.00
Luke List	T20	68-70-67-69	274	156.85	$91,250.00
Phil Mickelson	T20	66-69-69-70	274	156.85	91,250.00
Ryan Moore	T20	69-66-67-72	274	156.85	91,250.00
Sean O'Hair	T20	70-69-66-69	274	156.85	91,250.00
Xander Schauffele	T20	72-70-65-67	274	156.85	91,250.00
Keegan Bradley	T27	65-72-68-70	275	115.00	60,812.50
Bud Cauley	T27	69-66-71-69	275	115.00	60,812.50
Stewart Cink	T27	67-66-70-72	275	115.00	60,812.50
Charley Hoffman	T27	64-71-67-73	275	115.00	60,812.50
Charl Schwartzel	T27	69-73-66-67	275	115.00	60,812.50
Gary Woodland	T27	67-67-72-69	275	115.00	60,812.50
Daniel Berger	T33	68-68-69-71	276	80.28	45,250.00
Rafa Cabrera Bello	T33	65-71-70-70	276	80.28	45,250.00
Paul Casey	T33	69-67-71-69	276	80.28	45,250.00
Bryson DeChambeau	T33	68-70-69-69	276	80.28	45,250.00
James Hahn	T33	68-68-69-71	276	80.28	45,250.00
Dustin Johnson	T33	71-72-69-64	276	80.28	45,250.00
Jamie Lovemark	T33	64-70-71-71	276	80.28	45,250.00
Adam Hadwin	T40	71-71-70-65	277	58.00	35,000.00
Brian Harman	T40	69-69-70-69	277	58.00	35,000.00
Ian Poulter	T40	69-69-70-69	277	58.00	35,000.00
Hudson Swafford	T40	68-66-73-70	277	58.00	35,000.00
Mac Hughes	T44	67-68-69-74	278	44.66	28,875.00
Martin Laird	T44	73-69-70-66	278	44.66	28,875.00
Brendan Steele	T44	68-66-72-72	278	44.66	$28,875.00
Russell Henley	T47	66-71-70-72	279	37.00	23,537.50
Hideki Matsuyama	T47	72-68-70-69	279	37.00	23,537.50
Kyle Stanley	T47	70-68-71-70	279	37.00	23,537.50
Justin Thomas	T47	67-70-71-71	279	37.00	23,537.50
Grayson Murray	T51	71-70-71-68	280	31.00	21,262.50
Henrik Stenson	T51	72-66-69-73	280	31.00	21,262.50
Bill Haas	T53	71-69-71-70	281	24.72	20,160.00
Sung Kang	T53	73-68-68-72	281	24.72	20,160.00
Kevin Na	T53	73-73-72-63	281	24.72	20,160.00
Robert Streb	T53	67-69-75-70	281	24.72	20,160.00
Kevin Tway	T53	73-70-66-72	281	24.72	20,160.00
Jason Dufner	T58	74-66-72-70	282	20.40	19,337.50
Emiliano Grillo	T58	70-72-72-68	282	20.40	19,337.50
Si Woo Kim	T58	72-71-72-67	282	20.40	19,337.50
Rory McIlroy	T58	72-69-70-71	282	20.40	19,337.50
Billy Horschel	62	68-74-71-70	283	18.40	18,900.00
Louis Oosthuizen	T63	77-74-66-67	284	17.20	18,637.50
Jhonattan Vegas	T63	71-68-74-71	284	17.20	18,637.50
Patrick Reed	65	72-72-71-70	285	16.00	18,375.00
Ollie Schniederjans	66	73-70-66-77	286	15.20	18,200.00
Charles Howell III	T67	68-76-69-74	287	14.00	17,937.50
Kevin Kisner	T67	71-71-75-70	287	14.00	17,937.50
Wesley Bryan	69	76-71-72-69	288	12.80	17,675.00

The following players did not finish
(W=withdrew)
W—Danny Lee.

NOTES

After rounds of 62-64-68 leading to a five-stroke cushion at the BMW Championship, ***Marc Leishman*** *added a final-round, 4-under 67 for a five-stroke victory over* ***Justin Rose*** *and* ***Rickie Fowler****. Leishman collected his third PGA TOUR victory in his 222nd start at the age of 33 years, 10 months, 24 days.*

Tournament Record:
261, Marc Leishman (2016-17)
Current Course Record:
59, Jim Furyk (2013)

TOURNAMENT HISTORY

Year	Winner	Score	Runner-up	Score	Location	Par/Yards
WESTERN OPEN						
1899	Willie Smith*	156	Laurie Auchterlonie	156	Glen View GC, Chicago, IL	72/6,362
1900	No Tournament					
1901	Laurie Auchterlonie+++	160	David Bell	162	Midlothian CC, Midlothian, IL	71/6,654
1902	Willie Anderson	299	Willie Smith	304	Euclid Club, Euclid, OH	N/A
1903	Alex Smith	318	Laurie Auchterlonie David Brown	320	Milwaukee CC, Milwaukee, WI	72/6,867
1904	Willie Anderson	304	Alex Smith	308	Kent CC, Grand Rapids, MI	71/6,514
1905	Arthur Smith	278	James Maiden	280	Cincinnati GC, Cincinnati, OH	71/6,231
1906	Alex Smith	306	Jack Hobens	309	Homewood CC, Homewood, IL	70/6,311
1907	Robert Simpson	307	Willie Anderson Fred McCloud	309	Hinsdale GC, Hinsdale, IL	71/6,475
1908	Willie Anderson	299	Fred McCloud	300	Normandie GC, St. Louis, MO	71/6,534
1909	Willie Anderson	288	Stewart Gardner	297	Skokie CC, Glencoe, IL	72/6,913
1910	Charles Evans, Jr.#	6 and 5	George Simpson		Beverly CC, Chicago, IL	72/6,754
1911	Robert Simpson	2 and 1	Tom MacNamara		Kent CC, Grand Rapids, MI	71/6,514
1912	Macdonald Smith	299	Alex Robertson	302	Idlewild CC, Flossmoor, IL	72/6,754
1913	John McDermott	295	Mike Brady	302	Memphis CC, Memphis, TN	70/6,695
1914	James M. Barnes	293	Willie Kidd	294	Interlachen CC, Edina, MN	73/6,733
1915	Tom McNamara	304	Alex Cunningham	306	Glen Oak CC, Glen Ellyn, IL	72/6,503
1916	Walter Hagen	286	Jock Hutchison George Sargent	287	Blue Mound CC, Milwaukee, WI	N/A
1917	Jim Barnes	283	Walter Hagen	285	Westmoreland CC, Wilmette, IL	72/6,798
1918	No Tournament+					
1919	James M. Barnes	283	Leo Diegel	286	Mayfield CC, Cleveland, OH	72/6,609
1920	Jock Hutchison	296	James M. Barnes Clarence Hackney Harry Hampton	297	Olympia Fields CC, Olympia Fields, IL	71/6,749
1921	Walter Hagen	287	Jock Hutchison	292	Oakwood Club, Cleveland Heights, OH	71/6,709

*KEY: * = Playoff # = Amateur + = World War I +++ = Competition extended from 36 to 72 holes after 1901*

BMW Championship

NOTES

***Marc Leishman**'s winning score of 261 topped the previous tournament record of 262 set by **Tiger Woods** (2007) and **Jason Day** (2015).*

***Justin Rose** posted a final-round, 6-under 65 to finish T2 and five strokes behind **Marc Leishman**. Rose played 53 holes without a bogey until the par-3 17th hole in the final round, just his third bogey of the week.*

*After entering the final round in a second-place tie with **Jason Day**, **Rickie Fowler** recorded a 4-under 67 to finish T2, his 11th runner-up on the PGA TOUR.*

*With 95 putts for the week, 2015 BMW Championship winner **Jason Day** had the fewest number of putts of any player in any event on the PGA TOUR in 2016-17.*

***Jordan Spieth** closed with a 6-under 65 to finish T7 and maintained his lead in the FedExCup standings heading into the TOUR Championship.*

JORDAN SPIETH

TOURNAMENT HISTORY

Year	Winner	Score	Runner-up	Score	Location	Par/Yards
1922	Mike Brady	291	Laurie Ayton Jock Hutchison	301	Oakland Hills CC (South), Birmingham, MI	72/7,052
1923	Jock Hutchison	281	Bobby Cruickshank Leo Diegel Walter Hagen Joe Kirkwood, Sr.	287	Colonial CC, Memphis, TN	70/7,116
1924	Bill Mehlhorn	293	Al Watrous	301	Calumet CC, Homewood, IL	72/6,524
1925	Macdonald Smith	281	Leo Diegel Johnny Farrell Emmet French Walter Hagen Bill Mehlhorn	287	Youngstown CC, Youngstown, OH	71/6,597
1926	Walter Hagen	279	Harry Cooper Gene Sarazen	288	Highland G&CC, Indianapolis, IN	70/6,501
1927	Walter Hagen	281	Al Espinosa Bill Mehlhorn	285	Olympia Fields CC, Olympia Fields, IL	71/6,749
1928	Abe Espinosa	291	Johnny Farrell	294	North Shore GC, Chicago, IL	72/7,024
1929	Tommy Armour	273	Horton Smith	281	Ozaukee CC, Mequon, WI	70/6,553
1930	Gene Sarazen	278	Al Espinosa	285	Indianwood G&CC, Lake Orion, MI	N/A
1931	Ed Dudley	280	Walter Hagen	284	Miami Valley GC, Dayton, OH	71/6,589
1932	Walter Hagen	287	Olin Dutra	288	Canterbury GC, Beechwood, OH	72/6,877
1933	Macdonald Smith	282	Tommy Armour	288	Olympia Fields CC, Olympia Fields, IL	71/6,749
1934	Harry Cooper*	274	Ky Laffoon	274	CC of Peoria, Peoria, IL	70/6,068
1935	John Revolta	290	Willie Goggin	294	South Bend CC, South Bend, IN	71/6,455
1936	Ralph Guldahl	274	Ray Mangrum	277	Davenport CC, Davenport, IA	71/6,458
1937	Ralph Guldahl*	288	Horton Smith	288	Canterbury GC, Beachwood, OH	72/6,877
1938	Ralph Guldahl	279	Sam Snead	286	Westwood CC, St. Louis, MO	72/6,785
1939	Byron Nelson	281	Lloyd Mangrum	282	Medinah CC, Medinah, IL	71/7,104
1940	Jimmy Demaret*	293	Toney Penna	293	River Oaks CC, Houston, TX	72/6,868
1941	Ed Oliver	275	Ben Hogan Byron Nelson	278	Phoenix GC, Phoenix, AZ	71/6,726
1942	Herman Barron	276	Henry Picard	278	Phoenix GC, Phoenix, AZ	71/6,726
1943	No Tournament++					
1944	No Tournament++					
1945	No Tournament++					
1946	Ben Hogan	271	Lloyd Mangrum	275	Sunset CC, St. Louis, MO	72/6,323
1947	Johnny Palmer	270	Bobby Locke Ed Oliver	271	Salt Lake CC, Salt Lake City, UT	72/6,891
1948	Ben Hogan*	281	Ed Oliver	281	Brookfield CC, Buffalo, NY	72/6,813
1949	Sam Snead	268	Cary Middlecoff	272	Keller GC, St. Paul, MN	72/6,542
1950	Sam Snead	282	Jim Ferrier E.J. Harrison	283	Brentwood CC, Brentwood, CA	72/6,729
1951	Marty Furgol	270	Cary Middlecoff	271	Davenport CC, Davenport, IA	71/6,450
1952	Lloyd Mangrum	274	Bobby Locke	282	Westwood CC, St. Louis, MO	72/6,785
1953	E.J. Harrison	278	Ed Furgol Fred Haas Lloyd Mangrum	282	Bellerive CC, St. Louis, MO	71/7,305
1954	Lloyd Mangrum*	277	Ted Kroll	277	Kenwood CC, Cincinnati, OH	72/6,950
1955	Cary Middlecoff	272	Mike Souchak	274	Portland GC, Portland, OR	72/6,564
1956	Mike Fetchick*	284	Doug Ford Jay Hebert Don January	284	Presidio CC, San Francisco, CA	72/6,488
1957	Doug Ford*	279	George Bayer Gene Littler Billy Maxwell	279	Plum Hollow GC, Southfield, MI	72/6,854
1958	Doug Sanders	275	Dow Finsterwald	276	Red Run GC, Royal Oak, MI	72/6,801
1959	Mike Souchak	272	Arnold Palmer	273	Pittsburgh Field Club, Aspinwall, PA	71/6,586
1960	Stan Leonard*	278	Art Wall	278	Western G&CC, Redford, MI	72/6,808
1961	Arnold Palmer	271	Sam Snead	273	Blythefield CC, Belmont, MI	71/6,730
1962	Jacky Cupit	281	Billy Casper	283	Medinah CC, Medinah, IL	71/7,014
1963	Arnold Palmer*	280	Julius Boros Jack Nicklaus	280	Beverly CC, Chicago, IL	71/6,923
1964	Chi Chi Rodriguez	268	Arnold Palmer	269	Tam O'Shanter CC, Niles, IL	71/6,686
1965	Billy Casper	270	Jack McGowan Chi Chi Rodriguez	272	Tam O'Shanter CC, Niles, IL	71/6,686
1966	Billy Casper	283	Gay Brewer	286	Medinah CC, Medinah, IL	71/7,014
1967	Jack Nicklaus	274	Doug Sanders	276	Beverly CC, Chicago, IL	71/6,923
1968	Jack Nicklaus	273	Miller Barber	276	Olympia Fields CC, Olympia Fields, IL	71/6,749
1969	Billy Casper	276	Rocky Thompson	280	Midlothian CC, Midlothian, IL	71/6,654
1970	Hugh Royer	273	Dale Douglass	274	Beverly CC, Chicago, IL	71/6,923
1971	Bruce Crampton	279	Bobby Nichols	281	Olympia Fields CC, Olympia Fields, IL	71/6,749
1972	Jim Jamieson	271	Labron Harris, Jr.	277	Sunset Ridge, Winnetka, IL	71/6,716
1973	Billy Casper	272	Larry Hinson Hale Irwin	273	Midlothian CC, Midlothian, IL	71/6,654
1974	Tom Watson	287	J.C. Snead Tom Weiskopf	289	Butler National GC, Oak Brook, IL	71/7,002
1975	Hale Irwin	283	Bobby Cole	284	Butler National GC, Oak Brook, IL	71/7,002
1976	Al Geiberger	288	Joe Porter	289	Butler National GC, Oak Brook, IL	71/7,002

*KEY: * = Playoff # = Amateur ++ = World War II*

BMW Championship

BMW Championship

NOTES

Tony Finau *(T7) chipped in from 17' 10" on the final hole for a 7-under 64, moving from No. 39 to No. 24 to secure his first trip to the 30-player TOUR Championship.*

After advancing to the TOUR Championship the first seven seasons of the FedExCup era, ***Phil Mickelson*** *finished T20 at the BMW Championship and No. 34 in the FedExCup standings to miss the FedExCup Playoffs finale for the third time in four years.*

Four players played their way into the TOUR Championship at the BMW Championship: ***Tony Finau***, ***Sergio Garcia***, ***Xander Schauffele*** *and* ***Patrick Cantlay***. *Four players, who started the week inside the top 30, failed to qualify for the TOUR Championship:* ***Louis Oosthuizen***, ***Henrik Stenson***, ***Brendan Steele*** *and* ***Bill Haas***.

TOURNAMENT HISTORY

Year	Winner	Score	Runner-up	Score	Location	Par/Yards
1977	Tom Watson	283	Wally Armstrong Johnny Miller	284	Butler National GC, Oak Brook, IL	72/7,097
1978	Andy Bean*	282	Bill Rogers	282	Butler National GC, Oak Brook, IL	72/7,097
1979	Larry Nelson*	286	Ben Crenshaw	286	Butler National GC, Oak Brook, IL	72/7,097
1980	Scott Simpson	281	Andy Bean	286	Butler National GC, Oak Brook, IL	72/7,097
1981	Ed Fiori	277	Jim Colbert Greg Powers Jim Simons	281	Butler National GC, Oak Brook, IL	72/7,097
1982	Tom Weiskopf	276	Larry Nelson	277	Butler National GC, Oak Brook, IL	72/7,097
1983	Mark McCumber	284	Tom Watson	285	Butler National GC, Oak Brook, IL	72/7,097
1984	Tom Watson*	280	Greg Norman	280	Butler National GC, Oak Brook, IL	72/7,097
1985	Scott Verplank*#	279	Jim Thorpe	279	Butler National GC, Oak Brook, IL	72/7,097
1986	Tom Kite*	286	Fred Couples David Frost Nick Price	286	Butler National GC, Oak Brook, IL	72/7,097
BEATRICE WESTERN OPEN						
1987	D.A. Weibring~	207	Larry Nelson Greg Norman	208	Butler National GC, Oak Brook, IL**	72/6,752
1988	Jim Benepe	278	Peter Jacobsen	279	Butler National GC, Oak Brook, IL	72/7,097
1989	Mark McCumber*	275	Peter Jacobsen	275	Butler National GC, Oak Brook, IL	72/7,097
CENTEL WESTERN OPEN						
1990	Wayne Levi	275	Payne Stewart	279	Butler National GC, Oak Brook, IL	72/7,097
1991	Russ Cochran	275	Greg Norman	277	Cog Hill G&CC (Dubsdread), Lemont, IL	72/7,040
1992	Ben Crenshaw	276	Greg Norman	277	Cog Hill G&CC (Dubsdread), Lemont, IL	72/7,040
SPRINT WESTERN OPEN						
1993	Nick Price	269	Greg Norman	274	Cog Hill G&CC (Dubsdread), Lemont, IL	72/7,040
MOTOROLA WESTERN OPEN						
1994	Nick Price	277	Greg Kraft	278	Cog Hill G&CC (Dubsdread), Lemont, IL	72/7,040
1995	Billy Mayfair	279	Jay Haas Justin Leonard Jeff Maggert	280	Cog Hill G&CC (Dubsdread), Lemont, IL	72/7,040
1996	Steve Stricker	270	Billy Andrade Jay Don Blake	278	Cog Hill G&CC (Dubsdread), Lemont, IL	72/7,073
1997	Tiger Woods	275	Frank Nobilo	278	Cog Hill G&CC (Dubsdread), Lemont, IL	72/7,073
1998	Joe Durant	271	Vijay Singh	273	Cog Hill G&CC (Dubsdread), Lemont, IL	72/7,073
1999	Tiger Woods	273	Mike Weir	276	Cog Hill G&CC (Dubsdread), Lemont, IL	72/7,073
ADVIL WESTERN OPEN						
2000	Robert Allenby*	274	Nick Price	274	Cog Hill G&CC (Dubsdread), Lemont, IL	72/7,073
2001	Scott Hoch	267	Davis Love III	268	Cog Hill G&CC (Dubsdread), Lemont, IL	72/7,073
2002	Jerry Kelly	269	Davis Love III	271	Cog Hill G&CC (Dubsdread), Lemont, IL	72/7,224
100TH WESTERN OPEN						
2003	Tiger Woods	267	Rich Beem	272	Cog Hill G&CC (Dubsdread), Lemont, IL	72/7,320
CIALIS WESTERN OPEN						
2004	Stephen Ames	274	Steve Lowery	276	Cog Hill G&CC (Dubsdread), Lemont, IL	71/7,326
2005	Jim Furyk	270	Tiger Woods	272	Cog Hill G&CC (Dubsdread), Lemont, IL	71/7,326
2006	Trevor Immelman	271	Mathew Goggin Tiger Woods	273	Cog Hill G&CC (Dubsdread), Lemont, IL	71/7,326
BMW CHAMPIONSHIP						
2007	Tiger Woods	262	Aaron Baddeley	264	Cog Hill G&CC (Dubsdread), Lemont, IL	71/7,326
2008	Camilo Villegas	265	Dudley Hart	267	Bellerive CC, St. Louis, MO	70/7,207
2009	Tiger Woods	265	Jim Furyk Marc Leishman	273	Cog Hill G&CC, Lemont, IL	71/7,616
2010	Dustin Johnson	275	Paul Casey	276	Cog Hill G&CC (Dubsdread), Lemont, IL	71/7,616
2011	Justin Rose	271	John Senden	273	Cog Hill G&CC (Dubsdread), Lemont, IL	71/7,616
2012	Rory McIlroy	268	Phil Mickelson Lee Westwood	270	Crooked Stick GC, Carmel, IN	72/7,497
2013	Zach Johnson	268	Nick Watney	270	Conway Farms GC, Lake Forest, IL	71/7,149
2013-14	Billy Horschel	266	Bubba Watson	268	Cherry Hills CC, Cherry Hills Village, CO	70/7,352
2014-15	Jason Day	262	Daniel Berger	268	Conway Farms GC, Lake Forest, IL	71/7,198
2015-16	Dustin Johnson	265	Paul Casey	268	Crooked Stick GC, Carmel, IN	72/7,567
2016-17	Marc Lieshman	261	Rickie Fowler Justin Rose	266	Conway Farms GC, Lake Forest, IL	71/7,208

*KEY: * = Playoff ~ = Weather-shortened # = Amateur*
*** Rain forced play to be held on nine holes of Butler National and nine holes at adjacent Oak Brook Village course.*

TOUR Championship

[The 4th of 4 events in the FedExCup Playoffs]

TOUR CHAMPIONSHIP

SCHAUFFELE



Winner: XANDER SCHAUFFELE
FedExCup Points: 2,000 $1,575,000
69-66-65-68 268 (-12)

Atlanta, GA **September 18-24, 2017** **FedExCup Points: 2,000 (first)** **Purse: $8,750,000**
East Lake GC **Par/Yards: 35-35—70/7,346**

LEADERS

First Round	
Kyle Stanley	64 (-6)
Daniel Berger	66 (-4)
Paul Casey	66 (-4)
Brooks Koepka	66 (-4)
Webb Simpson	66 (-4)
Xander Schauffele	69 (-1)

Second Round	
Paul Casey	133 (-7)
Webb Simpson	133 (-7)
Justin Thomas	133 (-7)
Jon Rahm	134 (-6)
Patrick Reed	134 (-6)
Justin Rose	134 (-6)
Gary Woodland	134 (-6)
Xander Schauffele	135 (-5)

Third Round	
Paul Casey	198 (-12)
Kevin Kisner	200 (-10)
Xander Schauffele	200 (-10)
Brooks Koepka	203 (-7)
Patrick Reed	203 (-7)
Justin Thomas	203 (-7)

CUT: No cut. All 30 players completed 72 holes.

WEATHER: **Thursday:** Partly cloudy with a high of 90. Wind NNE 4-8 mph. **Friday:** Partly cloudy with a high of 89. Wind ENE 4-8 mph. **Saturday:** Partly cloudy with a high of 87. Wind NE 5-10 mph. **Sunday:** Partly cloudy with a high of 85. Wind ENE 10-15 mph.

ORDER OF FINISH

Player	Finish	Scores	Total	FedExCup Points	Money
Xander Schauffele	1	69-66-65-68	268	2,000.00	$1,575,000.00
Justin Thomas	2	67-66-70-66	269	1,200.00	945,000.00
Russell Henley	T3	67-71-67-65	270	650.00	511,875.00
Kevin Kisner	T3	68-68-64-70	270	650.00	511,875.00
Paul Casey	5	66-67-65-73	271	440.00	350,000.00
Brooks Koepka	6	66-69-68-69	272	400.00	315,000.00
Tony Finau	T7	68-71-68-66	273	340.00	280,000.00
Jon Rahm	T7	67-67-70-69	273	340.00	$280,000.00
Jordan Spieth	T7	67-70-69-67	273	340.00	280,000.00
Sergio Garcia	T10	73-66-68-67	274	280.00	236,250.00
Matt Kuchar	T10	69-71-67-67	274	280.00	236,250.00
Justin Rose	T10	68-66-71-69	274	280.00	236,250.00
Patrick Reed	T13	69-65-69-72	275	234.00	208,250.00
Webb Simpson	T13	66-67-72-70	275	234.00	208,250.00
Daniel Berger	15	66-70-72-68	276	220.00	192,500.00
Pat Perez	16	68-68-72-69	277	212.00	185,500.00
Jason Day	T17	69-67-68-74	278	200.00	176,750.00
Dustin Johnson	T17	68-69-69-72	278	200.00	176,750.00
Gary Woodland	19	67-67-71-74	279	188.00	171,500.00
Patrick Cantlay	T20	74-66-71-69	280	172.00	$164,500.00
Jason Dufner	T20	68-67-73-72	280	172.00	164,500.00
Kyle Stanley	T20	64-73-70-73	280	172.00	164,500.00
Adam Hadwin	23	71-67-73-70	281	156.00	157,500.00
Brian Harman	T24	72-70-71-70	283	145.00	152,250.00
Marc Leishman	T24	71-71-69-72	283	145.00	152,250.00
Rickie Fowler	T26	73-74-70-69	286	133.00	146,125.00
Hideki Matsuyama	T26	75-68-73-70	286	133.00	146,125.00
Kevin Chappell	T28	76-72-72-69	289	121.00	142,625.00
Charley Hoffman	T28	73-73-71-72	289	121.00	142,625.00
Jhonattan Vegas	30	72-74-70-74	290	112.00	140,000.00

NOTES

*Rookie **Xander Schauffele** shot a final-round, 2-under 68 at the 2017 TOUR Championship, capped off by a birdie at the 72nd hole, to claim his second PGA TOUR victory in his 30th start at the age of 23 years, 10 months, 30 days.*

***Xander Schauffele** became the first rookie to win the TOUR Championship. He also joined **Chad Campbell** (2003), **Bart Bryant** (2005), **Bill Haas** (2011) and **Henrik Stenson** (2013) as players to win the TOUR Championship in their first appearance (excluding **Tom Watson**'s win in the inaugural TOUR Championship in 1987).*

Tournament Record:
257, Tiger Woods (2007)
Current Course Record:
60, Zach Johnson (2007)

TOURNAMENT HISTORY

Year	Winner	Score	Runner-up	Score	Location	Par/Yards
NABISCO CHAMPIONSHIPS OF GOLF						
1987	Tom Watson	268	Chip Beck	270	Oak Hills CC, San Antonio, TX	70/6,576
NABISCO GOLF CHAMPIONSHIPS						
1988	Curtis Strange*	279	Tom Kite	279	Pebble Beach GL, Pebble Beach, CA	72/6,815
NABISCO CHAMPIONSHIPS						
1989	Tom Kite*	276	Payne Stewart	276	Harbour Town GL, Hilton Head, SC	71/6,657
1990	Jodie Mudd*	273	Billy Mayfair	273	Champions GC, Houston, TX	71/7,187
THE TOUR CHAMPIONSHIP						
1991	Craig Stadler*	279	Russ Cochran	279	Pinehurst (No. 2), Pinehurst, NC	71/7,005
1992	Paul Azinger	276	Lee Janzen Corey Pavin	279	Pinehurst (No. 2), Pinehurst, NC	71/7,005
1993	Jim Gallagher, Jr.	277	David Frost John Huston Greg Norman Scott Simpson	278	Olympic Club (Lake), San Francisco, CA	71/6,812
1994	Mark McCumber*	274	Fuzzy Zoeller	274	Olympic Club (Lake), San Francisco, CA	71/6,812
THE TOUR CHAMPIONSHIP PRESENTED BY MERCEDES-BENZ AND MICHELOB						
1995	Billy Mayfair	280	Steve Elkington Corey Pavin	283	Southern Hills CC, Tulsa, OK	70/6,834
1996	Tom Lehman	268	Brad Faxon	274	Southern Hills CC, Tulsa, OK	70/6,834
1997	David Duval	273	Jim Furyk	274	Champions GC, Houston, TX	71/7,200
THE TOUR CHAMPIONSHIP PRESENTED BY SOUTHERN COMPANY AND MERCEDES-BENZ						
1998	Hal Sutton*	274	Vijay Singh	274	East Lake GC, Atlanta, GA	70/6,980
THE TOUR CHAMPIONSHIP PRESENTED BY SOUTHERN COMPANY						
1999	Tiger Woods	269	Davis Love III	273	Champions GC, Houston, TX	71/7,220
2000	Phil Mickelson	267	Tiger Woods	269	East Lake GC, Atlanta, GA	70/6,980
2001	Mike Weir *	270	Ernie Els Sergio Garcia David Toms	270	Champions GC, Houston, TX	71/7,220
THE TOUR CHAMPIONSHIP PRESENTED BY COCA-COLA						
2002	Vijay Singh	268	Charles Howell III	270	East Lake GC, Atlanta, GA	70/6,980
2003	Chad Campbell	268	Charles Howell III	271	Champions GC, Houston, TX	71/7,220
2004	Retief Goosen	269	Tiger Woods	273	East Lake GC, Atlanta, GA	70/7,141
2005	Bart Bryant	263	Tiger Woods	269	East Lake GC, Atlanta, GA	70/7,154
2006	Adam Scott	269	Jim Furyk	272	East Lake GC, Atlanta, GA	70/7,154
2007	Tiger Woods	257	Mark Calcavecchia Zach Johnson	265	East Lake GC, Atlanta, GA	70/7,154

*KEY: * = Playoff*

TOUR Championship

TOUR CHAMPIONSHIP

NOTES

*With his victory, **Xander Schauffele** earned 2,000 FedExCup points for a 2,151-point total, moving from 26th to third in the final FedExCup standings.*

*After starting the final round five strokes back of **Paul Casey** and second in the FedExCup standings, **Justin Thomas** fired a 4-under 66 to tie the lead at 11-under with **Xander Schauffele**. Following Schauffele's birdie at the 72nd hole to win the TOUR Championship, Thomas finished the tournament alone in second and was crowned the 2017 FedExCup champion, surpassing **Jordan Spieth** by 660 points.*

*With his 2017 wins at The Greenbrier Classic and the TOUR Championship, **Xander Schauffele** became the first rookie to win twice in his rookie season since **Keegan Bradley** in 2011 (AT&T Byron Nelson, PGA Championship).*

*At No. 1 in the FedExCup heading into the 2017 TOUR Championship, **Jordan Spieth** began the final round of his 100th professional start eight strokes behind leader **Paul Casey** at T13. A final-round 67 was not enough to win the FedExCup trophy, though his T7 finish at East Lake earned him 340 FedExCup points and runner-up honors in the final FedExCup standings.*

*Playing in the TOUR Championship for the fourth time since the inception of the FedExCup in 2007, **Paul Casey** finished in the top five in every start at East Lake Golf Club. He finished alone in fifth place in 2017.*

TOURNAMENT HISTORY

Year	Winner	Score	Runner-up	Score	Location	Par/Yards
2008	Camilo Villegas*	273	Sergio Garcia	273	East Lake GC, Atlanta, GA	70/7,304
2009	Phil Mickelson	271	Tiger Woods	274	East Lake GC, Atlanta, GA	70/7,304
2010	Jim Furyk	272	Luke Donald	273	East Lake GC, Atlanta, GA	70/7,319
TOUR CHAMPIONSHIP BY COCA-COLA						
2011	Bill Haas*	272	Hunter Mahan	272	East Lake GC, Atlanta, GA	70/7,319
2012	Brandt Snedeker	270	Justin Rose	273	East Lake GC, Atlanta, GA	70/7,319
2013	Henrik Stenson	267	Jordan Spieth Steve Stricker	270	East Lake GC, Atlanta, GA	70/7,307
2013-14	Billy Horschel	269	Jim Furyk Rory McIlroy	272	East Lake GC, Atlanta, GA	70/7,307
2014-15	Jordan Spieth	271	Danny Lee Justin Rose Henrik Stenson	275	East Lake GC, Atlanta, GA	70/7,307
TOUR CHAMPIONSHIP						
2015-16	Rory McIlroy*	268	Kevin Chappell Ryan Moore	268	East Lake GC, Atlanta, GA	70/7,385
2016-17	Xander Schauffele	268	Justin Thomas	269	East Lake GC, Atlanta, GA	70/7,346

*KEY: * = Playoff*

Justin Thomas (2017 FedExCup winner) and Xander Schauffele (2017 Tour Championship winner)

Notes

Si Woo Kim
At the age of 21 years, 10 months, 16 days, Si Woo Kim became the youngest winner of THE PLAYERS Championship. Adam Scott was 23 years, 8 months, 12 days when he won in 2004.

Presidents Cup

The Presidents Cup, a team match play competition featuring 24 of the world's top golfers – 12 from the United States and 12 from around the world, excluding Europe – is held every two years, and since 1996 has alternated between United States and international venues. The Presidents Cup was developed to give the world's best non-European players an opportunity to compete in international team match-play competition. The U.S. Team has won 10 of the 12 previous Presidents Cups, and the only outright win by the International Team came at the 1998 event in Melbourne. A historic 17-17 tie came in 2003 when the event was held in South Africa.

The first Presidents Cup was played September 16-18, 1994, at Robert Trent Jones Golf Club in Virginia, United States. The U.S. Team, captained by Hale Irwin, defeated the International Team, captained by David Graham, 20-12.

The United States also won the second Presidents Cup, held September 13-15, 1996, played again at Robert Trent Jones Golf Club. Arnold Palmer, no stranger to high-level international competition, had the reins as the United States edged Peter Thomson's International Team, 16-1/2 to 15-1/2.

The 1998 Presidents Cup was played December 11-13 at The Royal Melbourne Golf Club in Melbourne, Victoria, Australia. The International Team made the most of home-field advantage, winning 20-1/2 to 11-1/2. Jack Nicklaus served as captain of the U.S. Team, while Thomson repeated his role as captain for the International Team.

In 2000, the Presidents Cup returned to Robert Trent Jones, with the United States avenging its 1998 loss with a decisive 21-1/2 to 10-1/2 victory over the International Team. Thomson captained the International Team for a third time, while Ken Venturi was victorious in his debut as U.S. Team captain.

The 2003 Presidents Cup was held at The Links at Fancourt Hotel and Country Club Estate in George, South Africa. The competition ended in a tie, after both teams completed regulation with 17 points. Ernie Els of the International Team and Tiger Woods of the U.S. Team were designated to represent their teams in a sudden-death playoff. After three playoff holes, and as darkness was descending, Captains Gary Player and Nicklaus, in the spirit of the competition, decided that the two teams would share the Cup.

In 2005, Nicklaus and Player returned as captains, and the matches were held once again at the Robert Trent Jones Golf Club. The tie from 2003 was broken with an 18-1/2 to 15-1/2 U.S. victory.

The U.S. Team wrapped up its fifth Presidents Cup victory in seven tries at The Royal Montreal Golf Club in 2007 with a 19-1/2 to 14-1/2 victory, the U.S. Team's first at an international venue in the competition's 13-year history, led once again by Nicklaus. David Toms earned the most points for the U.S. Team, while Woody Austin earned a new nickname - Aquaman - after falling into the lake on hole 14 while attempting a shot. And while his team did not win, Canadian golf hero Mike Weir thrilled the crowds with a 1-up victory over World No. 1 Tiger Woods in Sunday's Singles competition. Player captained the International Team for a third and final time.

In 2009, the Presidents Cup was held at TPC Harding Park in San Francisco, California, one of the top public golf properties in the United States. Two of the most dominant players on the PGA TOUR during the 1980s and 1990s, Fred Couples and Greg Norman led the U.S. and International Teams, respectively. The 2009 Presidents Cup marked the first time in event history that both captains were former participants. Couples appeared four times (1994, 1996, 1998, 2005) for the United States and Norman three (1996, 1998, 2000) for the Internationals, and both factored prominently in victories secured by their respective teams. As first-time captains, Couples and Norman each led strong teams with the U.S. retaining the Cup, winning for the sixth time, by a score of 19-1/2 to 14-1/2.

The ninth playing of the event occurred November 17-20, 2011 at The Royal Melbourne Golf Club, the first international venue to host this prestigious competition more than once. The U.S. Team captured the Presidents Cup for the seventh time, led once again by Captain Couples and a 5-0-0 performance by veteran Jim Furyk. Tiger Woods clinched the Cup for the United States with a 4-and-3 win over Australia's Aaron Baddeley in Sunday Singles. For Woods, it was the second consecutive time he had scored the winning point at the Presidents Cup, becoming only the second player to accomplish that feat (Couples, 1994, 1996) and the first captain's pick to do so. Norman's International Team was outscored, 8-3, in Foursomes and eventually lost the Cup 19-15.

In 2013, the Presidents Cup was played at Muirfield Village Golf Club in Dublin, Ohio, which became the first golf course to host the Ryder Cup, The Solheim Cup and the Presidents Cup. Nick Price, led the International Team, which was defeated by Couples' U.S. Team, 18-1/2 to 15-1/2, despite an impressive Sunday charge by the Internationals. Woods clinched the victory for the U.S. Team for the third straight time, the first player in event history to accomplish that feat. Couples became the winningest captain in Presidents Cup history with a 3-0-0 record.

The Presidents Cup was held in Asia for the first time when the

2015 edition was played at Jack Nicklaus Golf Club Korea in Songdo IBD, Incheon City, Korea. A tight battle between the United States and International Teams brought the competition to the final match. Bill Haas, son of U.S. Captain Jay Haas and a captain's pick for the team, secured the winning point in dramatic fashion against South Korea's Sangmoon Bae on the 18th hole.

The 12th Presidents Cup was contested at Liberty National Golf Club in Jersey City, New Jersey, United States, the fourth golf course in the U.S. to host the prestigious team competition. In the shadows of the Statue of Liberty, the U.S Team defeated the International Team 19-11, led by first-time captain Steve Stricker. Nick Price returned as captain for the Internationals, who gave their greatest charge on the final day, winning the Sunday Singles session 7-1/2 to 4-1/2. Rookie Daniel Berger became the youngest player to ever clinch the Presidents Cup at the age of 24. Phil Mickelson, who was a captain's pick, became the only player to have played in all 12 Presidents Cup. When he won his Saturday morning Foursomes match, Mickelson passed Tiger Woods for the most wins in Presidents Cup history with 25.

An important hallmark of the Presidents Cup is the roster of world leaders who have served as honorary chairmen, highlighting the Presidents Cup's global appeal, including U.S. presidents Donald J. Trump, Barack Obama (twice), Gerald Ford, George H.W. Bush, Bill Clinton and George W. Bush, as well as Australian Prime Minister John Howard, South African President Thabo Mbeki, Canadian Prime Minister Stephen Harper, Australian Prime Minister Julia Gillard and President of Korea Park Geun-hye. In 2017, for the first time ever, three former presidents - Obama, George W. Bush and Clinton - all attended the tournament in the same year. Also, 2017 marked the first time in history the sitting president presented the Presidents Cup to the winning team.

The Presidents Cup is a unique golf event in that there is no purse or prize money; instead, each player, captain and captain's assistant allocates an equal portion of the funds generated to charities of his choice. From 1994 to 2015, more than $38.4 million has been raised for charity from event proceeds. The Presidents Cup has impacted more than 450 charities in 15 countries worldwide and 35 states in the U.S.

Dates	Site	Score
September 16-18, 1994	Robert Trent Jones GC, Prince William County, Virginia	U.S. 20, International 12
September 13-15, 1996	Robert Trent Jones GC, Prince William County, Virginia	U.S. 16½, International 15½
December 11-13, 1998	The Royal Melbourne GC, Melbourne, Australia	International 20½, U.S. 11½
October 19-22, 2000	Robert Trent Jones GC, Prince William County, Virginia	U.S. 21½, International 10½
September 20-23, 2003	The Links at Fancourt, George, South Africa	U.S. 17, International 17
September 22-25, 2005	Robert Trent Jones GC, Prince William County, Virginia	U.S. 18½, International 15½
September 27-30, 2007	The Royal Montreal GC, Montreal, Canada	U.S. 19½, International 14½
October 8-11, 2009	Harding Park GC, San Francisco, California	U.S. 19½, International 14½
November 17-20, 2011	The Royal Melbourne GC, Melbourne, Australia	U.S. 19, International 15
October 3-6, 2013	Muirfield Village GC, Dublin, Ohio	U.S. 18½, International 15½
October 8-11, 2015	Jack Nicklaus GC Korea, Incheon, South Korea	U.S. 15½, International 14½
September 28-October 1, 2017	Liberty National GC, Jersey City, New Jersey	U.S. 19, International 11
December 12-15, 2019	The Royal Melbourne GC, Melbourne, Australia	
September 30-October 3, 2021	Quail Hollow Club, Charlotte, North Carolina	
TBD 2023	TBD	
TBD 2025	TPC Harding Park, San Francisco, California	

(The United States leads the series, 10-1-1)

Presidents Cup – 2017

Liberty National Golf Club

Jersey City, New Jersey
Par: 38/33—71 Yards: 7,328 September 26-October 1, 2017
Honorary Chairman: U.S. President Donald J. Trump
Captains: Steve Stricker (U.S.), Nick Price (International)

DAY ONE

Foursomes—United States 3½, International 1½
Justin Thomas/Rickie Fowler (U.S.) def. Charl Schwartzel/Hideki Matsuyama, 6 and 4
Matt Kuchar/Dustin Johnson (U.S.) def. Jhonattan Vegas/Adam Scott, 1-up
Patrick Reed/Jordan Spieth (U.S.) def. Emiliano Grillo/Si Woo Kim, 5 and 4
Branden Grace/Louis Oosthuizen (Int.) def. Daniel Berger/Brooks Koepka, 3 and 1
Phil Mickelson/Kevin Kisner (U.S.) halved with Marc Leishman/Jason Day

DAY TWO

Four-ball—United States 4½, International ½
Reed/Spieth (U.S.) halved with Adam Hadwin/Matsuyama
Thomas/Fowler (U.S.) def. Grace/Oosthuizen, 3 and 2
Kisner/Mickelson (U.S.) def. Leishman/Day, 1-up
Charley Hoffman/Kevin Chappell (U.S.) def. Anirban Lahiri/Schwartzel, 6 and 5
Koepka/Johnson (U.S.) def. Vegas/Scott, 3 and 2
Totals: United States 8, International 2

DAY THREE

Foursomes—United States 3½, International ½
Spieth/Reed (U.S.) def. Leishman/Day, 4 and 3
Kuchar/Johnson (U.S.) def. Hadwin/Scott, 4 and 3
Kisner/Mickelson (U.S.) def. Grillo/Vegas, 2 and 1
Fowler/Thomas (U.S.) halved with Grace/Oosthuizen
Totals: United States 11½, International 2½

Four-ball—United States 3, International 1
Spieth/Reed (U.S.) def. Oosthuizen/Day, 2 and 1
Berger/Thomas (U.S.) def. Vegas/Matsuyama 3 and 2
Lahiri/Kim (Int.) def. Chappell/Hoffman, 1-up
Koepka/Johnson (U.S.) def. Leishman/Grace, 3 and 2
Totals: United States 14½, International 3½

DAY FOUR

Singles—International 7½, United States 4½
Chappell (U.S.) halved with Leishman
Day (Int.) def. Hoffman, 2 and 1
Matsuyama (Int.) def. Thomas, 3 and 1
Berger (U.S.) def. Kim, 2 and 1
Schwartzel (Int.) def. Kuchar, 1-up
Oosthuizen (Int.) def. Reed, 1-up
Johnson (U.S.) halved with Grace
Scott (Int.) def. Koepka, 3 and 2
Vegas (Int.) def. Spieth, 2 and 1
Kisner (U.S.) halved with Lahiri
Mickelson (U.S.) def. Hadwin, 2 and 1
Fowler (U.S.) def. Grillo, 6 and 4
Totals: United States 19, International 11

Presidents Cup – 2015

Jack Nicklaus Golf Club Korea

Songdo IBD, Incheon City, South Korea
Par: 36/36—72 Yards: 7,380 October 8-11, 2015
Honorary Chairman: South Korea President Geun-Hye Park
Captains: Jay Haas (U.S.), Nick Price (International)

DAY ONE

Foursomes—United States 4, International 1
Bubba Watson/J.B. Holmes (U.S.) def. Adam Scott/Hideki Matsuyama, 3 and 2
Louis Oosthuizen/Branden Grace (Int). def. Matt Kuchar/Patrick Reed, 3 and 2
Rickie Fowler/Jimmy Walker (U.S.) def. Anirban Lahiri/Thongchai Jaidee, 5 and 4
Phil Mickelson/Zach Johnson (U.S.) def. Jason Day/Steven Bowditch, 2-up
Jordan Spieth/Dustin Johnson (U.S.) def. Danny Lee/Marc Leishman, 4 and 3

DAY TWO

Four-ball—International 3½, United States 1½
Oosthuizen/Grace (Int.) def. Spieth/D. Johnson, 4 and 3
Lee/Sangmoon Bae (Int.) def. Fowler/Walker, 1-up
Mickelson/Z. Johnson (U.S.) halved with Scott/Day
Holmes/Watson (U.S.) def. Leishman/Bowditch, 2-up
Jaidee/Charl Schwartzel (Int.) def. Bill Haas/Chris Kirk, 2 and 1
Totals: United States 5½, International 4½

DAY THREE

Foursomes—United States 2, International 2
Oosthuizen/Grace (Int.) def. Reed/Fowler, 3 and 2
Watson/Homes (U.S.) halved with Scott/Leishman
Haas/Kuchar (U.S.) halved with Matsuyama/Bae
Spieth/D. Johnson (U.S.) def. Day/Schwartzel, 1-up
Totals: United States 7½, International 6½

Four-Ball—United States 2, International 2
Matsuyama/Bae (Int.) def. Walker/Kirk, 6 and 5
Mickelson/Z. Johnson (U.S.) def. Scott/Lahiri, 3 and 2
Oosthuizen/Grace (Int.) def. Watson/Holmes, 1-up
Spieth/Reed (U.S.) def. Day/Schwartzel, 3 and 2
Totals: United States 9½, International 8½

DAY FOUR

Singles—United States 6, International 6
Reed (U.S.) halved with Oosthuizen
Scott (Int.) def. Fowler, 6 and 5
D. Johnson (U.S.) def. Lee, 2 and 1
Matsuyama (Int.) def. Holmes, 1-up
Watson (U.S.) halved with Jaidee
Bowditch (Int.) def. Walker, 2-up
Mickelson (U.S.) def. Schwartzel, 5 and 4
Kirk (U.S.) def. Lahiri, 1-up
Leishman (Int.) def. Spieth, 1-up
Z. Johnson (U.S.) def. Day, 3 and 2
Grace (Int). def. Kuchar, 2 and 1
Haas (U.S.) def. Bae, 2-up
Totals: United States 15½, International 14½

FORMATS: Match play: Competition where the winner of holes is the determining factor as opposed to total strokes in medal play; **Four-ball:** A match where two play their own balls against the other twosomes' two balls, with the better-ball score of each side winning the hole; **Foursomes:** A match where two play against two and each side plays one ball, with partners alternating shots from the tee until completion of the hole; **Singles:** One-on-one competition using a match-play format.

Presidents Cup – 2013

Muirfield Village Golf Club

Dublin, Ohio
Par: 36-36—72 Yards: 7,354 October 3-6, 2013
Honorary Chairman: U.S. President Barack Obama
Captains: Fred Couples (U.S.), Nick Price (International)

DAY ONE

Four-ball—United States 3½, International 2½
Jason Day/Graham DeLaet (Int.) def. Hunter Mahan/Brandt Snedeker, 1-up
Bill Haas/Webb Simpson (U.S.) halved with Adam Scott/Hideki Matsuyama
Louis Oosthuizen/Charl Schwartzel (Int.) def. Phil Mickelson/Keegan Bradley, 2 and 1
Steve Stricker/Jordan Spieth (U.S.) def. Ernie Els/Brendon de Jonge, 1-up
Matt Kuchar/Tiger Woods (U.S.) def. Angel Cabrera/Marc Leishman, 5 and 4
Zach Johnson/Jason Dufner (U.S.) def. Branden Grace/Richard Sterne, 5 and 3

DAY TWO

Foursomes—United States 3, International 3
Mickelson/Bradley (U.S.) def. Day/DeLaet, 4 and 3
Els/de Jonge (Int.) def. Haas/Mahan, 4 and 3
Stricker/Spieth (U.S.) def. Grace/Sterne, 2 and 1
Cabrera/Leishman (Int.) def. Simpson/Snedeker, 2 and 1
Kuchar/Woods (U.S.) def. Oosthuizen/Schwartzel, 4 and 2
Scott/Matsuyama (Int.) def. Johnson/Dufner, 2 and 1
Totals: United States 6½, International 5½

DAY THREE

Four-ball—United States 4, International 1
Bradley/Mickelson (U.S.) def. Els/de Jonge, 2 and 1
Day/DeLaet (Int.) def. Stricker/Spieth, 2-up
Haas/Simpson (U.S.) def. Cabrera/Grace, 4 and 3
Snedeker/Mahan (U.S.) def. Oosthuizen/Schwartzel, 2-up
Woods/Kuchar (U.S.) def. Scott/Matsuyama, 1-up
Totals: United States 10½, International 6½

Foursomes—International 3½, United States 1½
Day/DeLaet (Int.) halved with Bradley/Mickelson
Dufner/Zach Johnson (U.S.) def. Sterne/Leishman, 4 and 3
Haas/Stricker (U.S.) def. Scott/Matsuyama, 4 and 3
Els/de Jonge (Int.) def. Woods/Kuchar, 1-up
Simpson/Snedeker (U.S.) def. Oosthuizen/Schwartzel, 1-up
Totals: United States 14, International 8

DAY FOUR

Singles—International 7½, United States 4½
Els (Int.) def. Stricker, 1-up
Mahan (U.S.) def. Matsuyama, 3 and 2
Dufner (U.S.) def. de Jonge, 4 and 3
Day (Int.) def. Snedeker, 6 and 4
DeLaet (Int.) def. Spieth, 1-up
Scott (Int.) def. Haas, 2 and 1
Johnson (U.S.) def. Grace, 4 and 2
Leishman (Int.) def. Kuchar, 1-up
Woods (U.S.) def. Sterne, 1-up
Schwartzel (Int.) def. Bradley, 2 and 1
Oosthuizen (Int.) halved with Simpson
Cabrera (Int.) def. Mickelson, 1-up
Totals: United States 18½, International 15½

Presidents Cup – 2011

Royal Melbourne Golf Club

Melbourne, Victoria, Australia
Par: 36-36—72 Yards: 6,981 November 17-20, 2011
Honorary Chairman: Australia Prime Minister Julia Gillard
Captains: Fred Couples (U.S.), Greg Norman (International)

DAY ONE

Foursomes—United States 4, International 2
Bubba Watson/Webb Simpson (U.S.) def. Ernie Els/Ryo Ishikawa, 4 and 2
Bill Haas/Nick Watney (U.S.) halved with Geoff Ogilvy/Charl Schwartzel
Dustin Johnson/Matt Kuchar (U.S.) halved with Aaron Baddeley/Jason Day
Phil Mickelson/Jim Furyk (U.S.) def. Retief Goosen/Robert Allenby, 4 and 3
Hunter Mahan/David Toms (U.S.) def. K.T. Kim/Y.E. Yang, 6 and 5
K.J. Choi/Adam Scott (Int.) def. Tiger Woods/Steve Stricker, 7 and 6

DAY TWO

Four-ball—United States 3, International 3
Watson/Simpson (U.S.) def. Els/Ishikawa, 3 and 1
Day/Baddeley (International) def. Woods/Johnson, 1 -up
Mickelson/Furyk (U.S.) def. Scott/Kim, 2 and 1
Ogilvy/Choi (Int.) def. Haas/Watney, 1-up
Stricker/Kuchar (U.S.) def. Yang/Allenby, 4 and 3
Schwartzel/Goosen (Int.) def. Mahan/Toms, 2 and 1
Totals: United States 7, International 5

DAY THREE

Foursomes—United States 4, International 1
Watson/Simpson (U.S.) def. Allenby/Ogilvy, 3 and 2
Els/Ishikawa (Int.) def. Kuchar/Haas, 1-up
Mahan/Toms (U.S.) def. Goosen/Schwartzel, 5 and 4
Johnson/Tiger Woods (U.S.) def. Scott/Choi, 3 and 2
Mickelson/Furyk (U.S.) def. Baddeley/Day, 2 and 1
Totals: United States 11, International 6

Four-ball—International 3, United States 2
Goosen/Schwartzel (Int.) def. Watson/Simpson, 2 and 1
Kim/Yang (Int.) def. Woods/Johnson, 1-up
Ogilvy/Choi (Int.) def. Stricker/Kuchar, 1-up
Mahan/Haas (U.S.) def. Baddeley/Day, 2 and 1
Furyk/Watney (U.S.) def. Scott/Els, 1-up
Totals: United States 13, International 9

DAY FOUR

Singles—United States 6, International 6
Kim (Int.) def. Simpson, 1-up
Schwartzel (Int.) def. Johnson, 2 and 1
Ishikawa (Int.) def. Watson, 3 and 2
Ogilvy (Int.) def. Haas, 2-up
Mahan (U.S.) def. Day, 5 and 3
Watney (U.S.) def. Choi, 3 and 2
Scott (Int.) def. Mickelson, 2 and 1
Goosen (Int.) def. Kuchar, 1-up
Furyk (U.S.) def. Els, 4 and 3
Toms (U.S.) def. Allenby, 7 and 5
Woods (U.S.) def. Baddeley, 4 and 3
Stricker (U.S.) def. Yang, 2 and 1
Totals: United States 19, International 15

Presidents Cup – 2009

Harding Park Golf Course

San Francisco, California
Par: 36-35—71 Yards: 7,094 October 8-11, 2009
Honorary Chairman: U.S. President Barack Obama
Captains: Fred Couples (U.S.), Greg Norman (International)

DAY ONE

Foursomes—United States 3½, International 2½
Anthony Kim/Phil Mickelson (U.S.) def. Mike Weir/Tim Clark, 3 and 2
Adam Scott/Ernie Els (Int.) def. Hunter Mahan/Sean O'Hair, 2 and 1
Vijay Singh/Robert Allenby (Int.) def. Lucas Glover/Stewart Cink, 1-up
Kenny Perry/Zach Johnson (U.S.) def. Angel Cabrera/Camilo Villegas, 2-up
Tiger Woods/Steve Stricker (U.S.) def. Geoff Ogilvy/Ryo Ishikawa, 6 and 4
Retief Goosen/Y.E. Yang (Int.) halved with Jim Furyk/Justin Leonard

DAY TWO

Four-ball—United States 3, International 3
Mickelson/Leonard (U.S.) def. Goosen/Scott, 3 and 2
Els/Weir (Int.) def. Furyk/Kim, 2-up
Ishikawa/Yang (Int) def. Perry/O'Hair, 4 and 3
Singh/Clark (Int.) def. Glover/Cink, 1-up
Johnson/Mahan (U.S.) def. Allenby/Villegas, 2 and 1
Stricker/Woods (U.S.) def. Ogilvy/Cabrera, 5 and 3
Totals: United States 6½, International 5½

DAY THREE

Foursomes—United States 3½, International 1½
Mickelson/O'Hair (U.S.) def. Goosen/Villegas, 5 and 3
Leonard/Furyk (U.S.) def. Els/Scott, 4 and 2
Allenby/Singh (Int.) halved with Cink/Mahan
Woods/Stricker (U.S.) def. Weir/Clark, 1-up
Yang/Ishikawa (Int.) def. Perry/Johnson, 3 and 2
Totals: United States 10, International 7

Four-ball—International 2½, United States 2½
Kim/Furyk (U.S.) def. Cabrera/Scott, 2-up
Ogilvy/Allenby (Int.) def. Cink/Glover, 2 and 1
Els/Weir (Int.) def. Johnson/Leonard, 5 and 3
Woods/Stricker (U.S.) def. Ishikawa/Yang, 4 and 2
Singh/Clark (Int.) halved with Mickelson/O'Hair
Totals: United States 12½, International 9½

DAY FOUR

Singles—United States 7, International 5
Mahan (U.S.) def. Villegas, 2 and 1
Cink (U.S.) def. Scott, 4 and 3
Weir (Int.) halved with Leonard
Kim (U.S.) def. Allenby, 5 and 3
Ogilvy (Int.) def. Stricker, 2 and 1
O'Hair (U.S.) def. Els, 6 and 4
Ishikawa (Int.) def. Perry, 2 and 1
Clark (Int.) def. Johnson, 4 and 3
Woods (U.S.) def. Yang, 6 and 5
Singh (Int.) halved with Glover
Mickelson (U.S.) def. Goosen, 2 and 1
Cabrera (Int.) def. Furyk, 4 and 3
Totals: United States 19½, International 14½

Presidents Cup – 2007

The Royal Montreal Golf Club

Ile Bizard, Montreal, Quebec, Canada
Par: 35-35—70 Yards: 7,171 September 27-30, 2007
Honorary Chairman: Canada Prime Minister Stephen Harper
Captains: Jack Nicklaus (U.S.), Gary Player (International)

DAY ONE

Foursomes—United States 5½, International ½
Hunter Mahan/Steve Stricker (U.S.) def. Adam Scott/Geoff Ogilvy, 3 and 2
Vijay Singh/Mike Weir (Int.) halved with Phil Mickelson/Woody Austin
Stewart Cink/Zach Johnson (U.S.) def. Rory Sabbatini/Trevor Immelman, 1-up
David Toms/Jim Furyk (U.S.) def. Ernie Els/Angel Cabrera, 1-up
Lucas Glover/Scott Verplank (U.S.) def. Stuart Appleby/Retief Goosen, 2-up
Tiger Woods/Charles Howell III (U.S.) def. K.J. Choi/Nick O'Hern, 3 and 1

DAY TWO

Four-ball—International 4½, United States 1½
Cabrera/Goosen (Int.) def. Mickelson/Mahan, 1-up
Singh/Appleby (Int.) def. Woods/Furyk, 5 and 4
Els/Weir (Int.) def. Johnson/Howell, 3 and 1
Stricker/Verplank (U.S.) def. Scott/Choi, 2 and 1
Ogilvy/O'Hern (Int.) def. Cink/Glover, 1-up
Immelman/Sabbatini (Int.) halved with Austin/Toms
Totals: United States 7, International 5

DAY THREE

Foursomes—United States 5, International 0
Stricker/Mahan (U.S.) def. Immelman/Sabbatini, 2-up
Mickelson/Austin (U.S.) def. Goosen/Appleby, 5 and 4
Woods/Furyk (U.S.) def. Scott/Els, 4 and 3
Glover/Verplank (U.S.) def. Singh/Weir, 2 and 1
Johnson/Toms (U.S.) def. O'Hern/Ogilvy, 2 and 1
Totals: United States 12, International 5

Four-ball—International 2½, United States 2½
Cink/Furyk (U.S.) def. Cabrera/Choi, 1-up
Scott/Goosen (Int.) halved with Mickelson/Austin
Weir/Els (Int.) def. Howell/Glover, 4 and 2
Singh/Appleby (Int.) def. Stricker/Mahan, 1-up
Woods/Toms (U.S.) def. O'Hern/Ogilvy, 5 and 3
Totals: United States 14½, International 7½

DAY FOUR

Singles—International 7, United States 5
Verplank (U.S.) def. Sabbatini, 2 and 1
Els (Int.) def. Glover, 2 and 1
Mickelson (U.S.) def. Singh, 5 and 4
Weir (Int.) def. Woods, 1-up
Cabrera (Int.) def. Austin, 2 and 1
Scott (Int.) def. Johnson, 2 and 1
Toms (U.S.) def. Immelman, 2-up
Cink (U.S.) def. O'Hern, 6 and 4
Ogilvy (Int.) def. Stricker, 1-up
Choi (Int.) def. Mahan, 3 and 2
Howell (U.S.) def. Appleby, 2 and 1
Goosen (Int.) def. Furyk, 2 and 1
Totals: United States 19½, International 14½

FORMATS: Match play: Competition where the winner of holes is the determining factor as opposed to total strokes in medal play; **Four-ball:** A match where two play their own balls against the other twosomes' two balls, with the better-ball score of each side winning the hole; **Foursomes:** A match where two play against two and each side plays one ball, with partners alternating shots from the tee until completion of the hole; **Singles:** One-on-one competition using a match-play format.

Presidents Cup – 2005

Robert Trent Jones Golf Club

Prince William County, Virginia
Par: 35-37—72 Yards: 7,335 September 22-25, 2005
Honorary Chairman: U.S. President George W. Bush
Captains: Jack Nicklaus (U.S.), Gary Player (International)

DAY ONE

Foursomes—International 3½, United States 2½
Adam Scott/Retief Goosen (Int.) def. Tiger Woods/Fred Couples, 4 and 3
Fred Funk/Jim Furyk (U.S.) halved with Vijay Singh/Mark Hensby
Phil Mickelson/Chris DiMarco (U.S.) def. Nick O'Hern/Tim Clark, 1-up
Justin Leonard/Scott Verplank (U.S.) def. Stuart Appleby/Peter Lonard, 4 and 2
Angel Cabrera/Michael Campbell (Int.) def. Davis Love III/Kenny Perry, 2 and 1
Trevor Immelman/Mike Weir (Int.) def. David Toms/Stewart Cink, 6 and 5

DAY TWO

Four-ball—International 3, United States 3
Mickelson/DiMarco (U.S.) halved with Campbell/Cabrera
Scott/Goosen (Int.) def. Couples/Toms, 3 and 1
Leonard/Verplank (U.S.) def. Immelman/Weir, 2 and 1
Funk/Cink (U.S.) halved with Singh/Clark
Lonard/O'Hern (Int.) def. Love/Perry, 3 and 2
Woods/Furyk (U.S.) def. Appleby/Hensby, 3 and 2
Totals: International 6½, United States 5½

DAY THREE

Foursomes—United States 3, International 2
Leonard/Verplank (U.S.) halved with Goosen/Scott
Mickelson/DiMarco (U.S.) def. Cabrera/Campbell, 5 and 3
Woods/Furyk (U.S.) halved with Singh/Appleby
Clark/O'Hern (Int.) def. Funk/Toms, 2 and 1
Love/Cink (U.S.) def. Immelman/Weir, 1-up
Totals: International 8½, United States 8½

Four-ball—International 2½, United States 2½
Goosen/Scott (Int.) def. Verplank/Leonard, 5 and 4
Mickelson/DiMarco (U.S.) def. Lonard/O'Hern, 6 and 5
Love/Couples (U.S.) halved with Campbell/Cabrera
Hensby/Clark (Int.) def. Perry/Cink, 5 and 3
Woods/Furyk (U.S.) def. Singh/Appleby, 2 and 1
Totals: International 11, United States 11

DAY FOUR

Singles—United States 7½, International 4½
Leonard (U.S.) def. Clark, 4 and 3
Toms (U.S.) def. Immelman, 2 and 1
Goosen (Int.) def. Woods, 2 and 1
Perry (U.S.) def. Hensby, 4 and 3
Couples (U.S.) def. Singh, 1-up
Weir (Int.) def. Verplank, 3 and 2
Furyk (U.S.) def. Scott, 3 and 2
Lonard (Int.) def. Cink, 3 and 2
Campbell (Int.) def. Funk, 3 and 2
Love (U.S.) def. O'Hern, 4 and 3
Mickelson (U.S.) halved with Cabrera
DiMarco (U.S.) def. Appleby, 1-up
Totals: United States 18½, International 15½

Presidents Cup – 2003

The Links Course at Fancourt Hotel and Country Club Estate

George, Western Cape Province, South Africa
Par: 36-37—73; Yards: 6,858 November 20-23, 2003
Honorary Chairman: South Africa President Thabo Mbeki
Captains: Jack Nicklaus (U.S.), Gary Player (International)

DAY ONE

Foursomes—International 3½, United States 2½
Nick Price/Mike Weir (Int.) def. David Toms/Phil Mickelson, 1-up
Retief Goosen/Vijay Singh (Int.) def. Chris DiMarco/Jerry Kelly, 3 and 2
Davis Love III/Kenny Perry (U.S.) def. Peter Lonard/Tim Clark, 4 and 2
Ernie Els/Adam Scott (Int.) def. Justin Leonard/Jim Furyk, 1-up
Jay Haas/Fred Funk (U.S.) halved with Robert Allenby/Stephen Leaney
Tiger Woods/Charles Howell III (U.S.) def. Stuart Appleby/K.J. Choi, 4 and 3

DAY TWO

Four-ball—United States 3, International 2
Allenby/Weir (Int.) def. Mickelson/Toms, 3 and 1
Perry/Love III (U.S.) def. Goosen/Choi, 2 and 1
Furyk/Haas (U.S.) def. Appleby/Scott, 6 and 5
DiMarco/Leonard (U.S.) def. Singh/Price, 1-up
Els/Clark (Int.) def. Woods/Howell III, 5 and 3
Totals: International 5½, United States 5½

Foursomes—United States 4, International 1
Perry/Kelly (U.S.) def. Choi/Lonard, 2 and 1
Funk/Toms (U.S.) def. Allenby/Leaney, 4 and 3
Woods/Howell III (U.S.) def. Clark/Goosen, 1-up
Els/Scott (Int.) def. DiMarco/Mickelson, 1-up
Furyk/Leonard (U.S.) def. Singh/Weir, 5 and 4
Totals: United States 9½, International 6½

DAY THREE

Four-ball—International 6, United States 0
Lonard/Leaney (Int.) def. Funk/Mickelson, 2 and 1
Els/Clark (Int.) def. Furyk/Haas, 3 and 2
Scott/Choi (Int.) def. Perry/Kelly, 5 and 4
Singh/Goosen (Int.) def. Woods/Howell, 2 and 1
Weir/Allenby (Int.) def. DiMarco/Leonard, 1-up
Price/Appleby (Int.) def Love/Toms, 2 and 1
Totals: International 12½, United States 9½

DAY FOUR

Singles—United States 7½, International 4½
Furyk (U.S.) def. Weir, 3 and 1
Kelly (U.S.) def. Clark, 1-up
Perry (U.S.) def. Price, 1-up
Choi (Int.) def. Leonard, 4 and 2
Howell (U.S.) def. Scott, 5 and 4
Haas (U.S.) def. Leaney, 4 and 3
Goosen (Int.) def. Mickelson, 2 and 1
Lonard (Int.) def. Funk, 4 and 3
DiMarco (U.S.) def. Appleby, 1-up
Singh (Int.) def. Toms, 4 and 3
Woods (U.S.) def. Els, 4 and 3
Love (U.S.) halved with Allenby
Totals: International 17, United States 17

Playoff: Woods (U.S.) and Els (Int.) halved three sudden-death holes with pars. The match was called because of darkness and deemed a tie. The teams opted to share The Presidents Cup for the next two years.

Presidents Cup – 2000

Robert Trent Jones Golf Club

Prince William County, Virginia
Par: 36-36—72 Yards: 7,315 October 19-22, 2000
Honorary Chairman: U.S. President Bill Clinton
Captains: Ken Venturi (U.S.), Peter Thomson (International)

DAY ONE

Foursomes—United States 5, International 0
Phil Mickelson/Tom Lehman (U.S.) def. Steve Elkington/Greg Norman, 5 and 4
Hal Sutton/Jim Furyk (U.S.) def. Robert Allenby/Stuart Appleby, 1-up
Stewart Cink/Kirk Triplett (U.S.) def. Mike Weir/Retief Goosen, 3 and 2
Tiger Woods/Notah Begay III (U.S.) def. Vijay Singh/Ernie Els, 1-up
David Duval/Davis Love III (U.S.) def. Nick Price/Carlos Franco, 1-up

DAY TWO

Four-ball—International 4, United States 1
Michael Campbell/Goosen (Int.) def. Sutton/Paul Azinger, 4 and 3
Weir/Elkington (Int.) def. Lehman/Loren Roberts, 3 and 2
Price/Norman (Int.) def. Furyk/Duval, 6 and 5
Shigeki Maruyama/Franco (Int.) def. Woods/Begay, 3 and 2
Mickelson/Love (U.S.) def. Singh/Els, 2 and 1
Totals: United States 6, International 4

Foursomes—United States 4, International 1
Cink/Triplett (U.S.) def. Allenby/Appleby, 2 and 1
Roberts/Azinger (U.S.) def. Franco/Maruyama, 5 and 4
Woods/Begay (U.S.) def. Singh/Els, 6 and 5
Sutton/Lehman (U.S.) def. Campbell/Goosen, 4 and 2
Price/Weir (Int.) def. Mickelson/Duval, 6 and 4
Totals: United States 10, International 5

DAY THREE

Four-ball—United States 4, International 1
Sutton/Furyk (U.S.) def. Campbell/Norman, 6 and 5
Lehman/Mickelson (U.S.) def. Weir/Elkington, 2 and 1
Love/Duval (U.S.) def. Price/Els, 3 and 2
Triplett/Cink (U.S.) def. Allenby/Franco, 1-up
Singh/Goosen (Int.) def. Woods/Begay, 2 and 1
Totals: United States 14, International 6

DAY FOUR

Singles—United States 7½, International 4½
Allenby (Int.) def. Azinger, 2 and 1
Duval (U.S.) def. Price, 2 and 1
Roberts (U.S.) def. Appleby, 3 and 2
Weir (Int.) def. Mickelson, 4 and 3
Love (U.S.) def. Els, 4 and 3
Elkington (Int.) def. Lehman, 1-up
Woods (U.S.) def. Singh, 2 and 1
Cink (U.S.) def. Norman, 2 and 1
Franco (Int.) def. Sutton, 6 and 5
Furyk (U.S.) def. Maruyama, 5 and 4
Triplett (U.S.) halved with Campbell
Begay (U.S.) def. Goosen, 1-up
Totals: United States 21½, International 10½

Presidents Cup – 1998

Royal Melbourne Golf Club

Melbourne, Victoria, Australia
Par: 36-36—72 Yards: 6,981 December 11-13, 1998
Honorary Chairman: Australia Prime Minister John Howard
Captains: Jack Nicklaus (U.S.), Peter Thomson (International)

DAY ONE

Foursomes—International 3½, United States 1½
Frank Nobilo/Greg Turner (Int.) def. Mark O'Meara/David Duval, 1-up
Greg Norman/Steve Elkington (Int.) def. Jim Furyk/John Huston, 2-up
Shigeki Maruyama/Craig Parry (Int.) def Lee Janzen/Scott Hoch, 3 and 2
Tiger Woods/Fred Couples (U.S.) def. Ernie Els/Vijay Singh, 5 and 4
Davis Love III/Justin Leonard (U.S.) halved with Stuart Appleby/Nick Price

Four-ball—International 3½, United States 1½
Norman/Elkington (Int.) def. O'Meara/Furyk, 2 and 1
Maruyama/Joe Ozaki (Int.) def. Mark Calcavecchia/Huston, 4 and 3
Duval/Phil Mickelson (U.S.) halved with Els/Price
Couples/Love (U.S.) def. Parry/Carlos Franco, 1-up
Appleby/Singh (Int.) def. Leonard/Woods, 2 and 1
Totals: International 7, United States 3

DAY TWO

Foursomes—International 4½, United States ½
Nobilo/Turner (Int.) def. Leonard/Love, 2-up
Janzen/Calcavecchia (U.S.) halved with Norman/Elkington
Maruyama/Parry (Int.) def. Woods/Couples, 1-up
Appleby/Price (Int.) def. Duval/Mickelson, 1-up
Els/Singh (Int.) def. Hoch/Furyk, 6 and 4
Totals: International 11½, United States 3½

Four-ball—International 3, United States 2
O'Meara/Hoch (U.S.) def. Nobilo/Turner, 1-up
Els/Singh (Int.) def. Woods/Huston, 1-up
Maruyama/Ozaki (Int.) def. Duval/Mickelson, 1-up
Janzen/Calcavecchia (U.S.) def. Price/Franco, 3 and 2
Norman/Elkington (Int.) def. Couples/Love, 2 and 1
Totals: International 14½, United States 5½

DAY THREE

Singles—United States 6, International 6
Parry (Int.) def. Leonard, 5 and 3
Price (Int.) def. Duval, 2 and 1
Furyk (U.S.) def. Nobilo, 4 and 2
Mickelson (U.S.) halved with Franco
Maruyama (Int.) def. Huston, 3 and 2
Hoch (U.S.) def. Ozaki, 4 and 3
Calcavecchia (U.S.) halved with Turner
Janzen (U.S.) halved with Elkington
Els (Int.) def. Love, 1-up
Couples (U.S.) halved with Singh
Woods (U.S.) def. Norman, 1-up
O'Meara (U.S.) def. Appleby, 1-up
Totals: International 20½, United States 11½

Presidents Cup – 1996

Robert Trent Jones Golf Club

Prince William County, Virginia
Par: 36-36—72 Yards: 7,239 September 13-15, 1996
Honorary Chairman: Former U.S. President George H.W. Bush
Captains: Arnold Palmer (U.S.), Peter Thomson (International)

DAY ONE

Four-ball—United States 4, International 1
Fred Couples/Davis Love III (U.S.) def. Greg Norman/Robert Allenby, 2 and 1
Ernie Els/Mark McNulty (Int.) def. Scott Hoch/Mark Brooks, 2-up
Phil Mickelson/Corey Pavin (U.S.) def. Vijay Singh/Jumbo Ozaki, 2 and 1
Mark O'Meara/David Duval (U.S.) def. Steve Elkington/Frank Nobilo, 3 and 2
Tom Lehman/Steve Stricker (U.S.) def. Nick Price/Peter Senior, 4 and 2

Foursomes—United States 3½, International 1½
Kenny Perry/Justin Leonard (U.S.) def. Price/David Frost, 3 and 2
O'Meara/Duval (U.S.) def. Nobilo/Craig Parry, 2 and 1
Elkington/Singh (Int.) def. Lehman/Stricker, 2-up
Mickelson/Pavin (U.S.) halved with Els/McNulty
Couples/Love (U.S.) def. Norman/Allenby, 1-up
Totals: United States 7½, International 2½

DAY TWO

Four-ball—International 3, United States 2
Price/Elkington (Int.) def. Leonard/Lehman, 2-up
Norman/Allenby (Int.) def. Stricker/Pavin, 1-up
Perry/Hoch (U.S.) def. Parry/Nobilo, 2 and 1
Ozaki/Singh (Int.) def. Love/Couples, 2 and 1
O'Meara/Duval (U.S.) def. Els/McNulty, 4 and 3
Totals: United States 9½, International 5½

Foursomes—International 4, United States 1
Senior/Frost (Int.) def. Pavin/Mickelson, 3 and 2
Nobilo/Allenby (Int.) def. Love/Brooks, 3 and 2
Price/McNulty (Int.) def. Perry/Leonard, 3 and 1
Norman/Els (Int.) def. Lehman/Stricker, 1-up
O'Meara/Hoch (U.S.) def. Elkington/Singh, 1-up
Totals: United States 10½, International 9½

DAY THREE

Singles—United States 6, International 6
Parry (Int.) def. Brooks, 5 and 4
Duval (U.S.) def. Senior, 3 and 2
O'Meara (U.S.) def. Price, 1-up
Frost (Int.) def. Perry, 7 and 6
Stricker (U.S.) def. Allenby, 6 and 5
Hoch (U.S.) def. McNulty, 1-up
Love (U.S.) def. Ozaki, 5 and 4
Elkington (Int.) def. Leonard, 1-up
Els (Int.) def. Mickelson, 3 and 2
Norman (Int.) def. Pavin, 3 and 1
Nobilo (Int.) def. Lehman, 3 and 2
Couples (U.S.) def. Singh, 2 and 1
Totals: United States 16½, International 15½

Presidents Cup –1994

Robert Trent Jones Golf Club

Prince William County, Virginia
Par: 36-36—72 Yards: 7,239 September 16-18, 1994
Honorary Chairman: Former U.S. President Gerald R. Ford
Captains: Hale Irwin (U.S.), David Graham (International)

DAY ONE

Four-ball—United States 5, International 0
Corey Pavin/Jeff Maggert (U.S.) def. Steve Elkington/Vijay Singh, 2 and 1
Jay Haas/Scott Hoch (U.S.) def. Fulton Allem/David Frost, 6 and 5
Davis Love III/Fred Couples (U.S.) def. Nick Price/Bradley Hughes, 1-up
John Huston/Jim Gallagher, Jr. (U.S.) def. Craig Parry/Robert Allenby, 4 and 2
Tom Lehman/Phil Mickelson (U.S.) def. Frank Nobilo/Peter Senior, 3 and 2

Foursomes—United States 2½, International 2½
Hale Irwin/Loren Roberts (U.S.) def. Frost/Allem, 3 and 1
Haas/Hoch (U.S.) def. Parry/Tsukasa Watanabe, 4 and 3
Nobilo/Allenby (Int.) def. Pavin/Maggert, 2 and 1
Elkington/Singh (Int.) def. Mickelson/Lehman, 2 and 1
Price/Mark McNulty (Int.) halved with Love/Gallagher
Totals: United States 7½, International 2½

DAY TWO

Four-ball—International 3½, United States 1½
Allem/McNulty (Int.) def. Gallagher/Huston, 4 and 3
Watanabe/Singh (Int.) def. Haas/Hoch, 3 and 1
Parry/Hughes (Int.) def. Roberts/Lehman, 4 and 3
Couples/Love (U.S.) def. Nobilo/Allenby, 2-up
Price/Elkington (Int.) halved with Mickelson/Pavin
Totals: United States 9, International 6

Foursomes—United States 3, International 2
Frost/Senior (Int.) def. Irwin/Haas, 6 and 5
Pavin/Roberts (U.S.) def. Parry/Allem, 1-up
Singh/Elkington (Int.) def. Maggert/Huston, 3 and 2
Love/Gallagher (U.S.) def. Nobilo/Allenby, 7 and 5
Mickelson/Lehman (U.S.) def. Hughes/McNulty, 3 and 2
Totals: United States 12, International 8

DAY THREE

Singles—United States 8, International 4
Irwin (U.S.) def. Allenby, 1-up
Haas (U.S.) def. McNulty, 4 and 3
Gallagher (U.S.) def. Watanabe, 4 and 3
Mickelson (U.S.) halved with Allem
Singh (Int.) halved with Lehman
Senior (Int.) def. Huston, 3 and 2
Hoch (U.S.) halved with Frost
Maggert (U.S.) def. Hughes, 2 and 1
Nobilo (Int.) halved with Roberts
Couples (U.S.) def. Price, 1-up
Love (U.S.) def. Elkington, 1-up
Parry (Int.) def. Pavin, 1-up
Totals: United States 20, International 12

All-Time Presidents Cup Records

U.S. Team

Player (Years)	Overall (W-L-H)	Four-ball (W-L-H)	Foursomes (W-L-H)	Singles (W-L-H)
Woody Austin (2007)	1-1-3	0-0-2	1-0-1	0-1-0
Paul Azinger (2000)	1-2-0	0-1-0	1-0-0	0-1-0
Notah Begay III (2000)	3-2-0	0-2-0	2-0-0	1-0-0
Daniel Berger (2017)	2-1-0	1-0-0	0-1-0	1-0-0
Keegan Bradley (2013)	2-2-1	1-1-0	1-0-1	0-1-0
Mark Brooks (1996)	0-3-0	0-1-0	0-1-0	0-1-0
Mark Calcavecchia (1998)	1-1-2	1-1-0	0-0-1	0-0-1
Kevin Chappell (2017)	1-1-1	1-1-0	0-0-0	0-0-1
Stewart Cink (2000, 2005, 2007, 2009)	9-7-2	2-4-1	4-2-1	3-1-0
Fred Couples (1994, 1996, 1998, 2005)	9-5-2	4-3-1	2-2-0	3-0-1
Chris DiMarco (2003, 2005)	6-3-1	2-1-1	2-2-0	2-0-0
Jason Dufner (2013)	3-1-0	1-0-0	1-1-0	1-0-0
David Duval (1996, 1998, 2000)	7-6-1	3-2-1	2-3-0	2-1-0
Rickie Fowler (2015, 2017)	4-3-1	1-1-0	2-1-1	1-1-0
Fred Funk (2003, 2005)	1-4-3	0-1-1	1-1-2	0-2-0
Jim Furyk (1998, 2000, 2003, 2005, 2007, 2009, 2011)	20-10-3	8-5-0	7-3-3	5-2-0
Jim Gallagher, Jr. (1994)	3-1-1	1-1-0	1-0-1	1-0-0
Lucas Glover (2007, 2009)	2-6-1	0-4-0	2-1-0	0-1-1
Bill Haas (2011, 2013, 2015)	4-6-3	2-2-1	1-2-2	1-2-0
Jay Haas (1994, 2003)	5-3-1	2-2-0	1-0-2	2-0-0
Scott Hoch (1994, 1996, 1998)	7-4-1	3-2-0	2-2-0	2-0-1
Charley Hoffman (2017)	1-2-0	1-1-0	0-0-0	0-1-0
J.B. Holmes (2015)	2-2-1	1-1-0	1-0-1	0-1-0
Charles Howell III (2003, 2007)	5-4-0	0-4-0	3-0-0	2-0-0
John Huston (1994, 1998)	1-7-0	1-3-0	0-2-0	0-2-0
Hale Irwin (1994)	2-1-0	0-0-0	1-1-0	1-0-0
Lee Janzen (1998)	1-1-2	1-0-0	0-1-1	0-0-1
Dustin Johnson (2011, 2015, 2017)	8-4-2	2-3-0	5-0-1	1-1-1
Zach Johnson (2007, 2009, 2013, 2015)	10-6-1	3-2-1	5-2-0	2-2-0
Jerry Kelly (2003)	2-2-0	0-1-0	1-1-0	1-0-0
Anthony Kim (2009)	3-1-0	1-1-0	1-0-0	1-0-0
Chris Kirk (2015)	1-2-0	0-2-0	0-0-0	1-0-0
Kevin Kisner (2017)	2-0-2	1-0-0	1-0-1	0-0-1
Brooks Koepka (2017)	2-2-0	2-0-0	0-1-0	0-1-0
Matt Kuchar (2011, 2013, 2015, 2017)	6-8-2	3-1-0	3-3-2	0-4-0
Tom Lehman (1994, 1996, 2000)	6-8-1	3-3-0	3-3-0	0-2-1
Justin Leonard (1996, 1998, 2003, 2005, 2009)	8-11-4	3-5-0	4-3-3	1-3-1
Davis Love III (1994, 1996, 1998, 2000, 2003, 2005)	16-8-4	7-4-1	5-3-2	4-1-1
Jeff Maggert (1994)	2-2-0	1-0-0	0-2-0	1-0-0
Hunter Mahan (2007, 2009, 2011, 2013)	10-7-1	3-4-0	4-2-1	3-1-0
Phil Mickelson (1994, 1996, 1998, 2000, 2003, 2005, 2007, 2009, 2011, 2013, 2015, 2017)	26-16-13	10-5-6	12-6-4	4-5-3
Sean O'Hair (2009)	2-2-1	0-1-1	1-1-0	1-0-0
Mark O'Meara (1996, 1998)	7-2-0	3-1-0	2-1-0	2-0-0
Corey Pavin (1994, 1996)	3-5-2	2-1-1	1-2-1	0-2-0
Kenny Perry (1996, 2003, 2005, 2009)	8-9-0	3-3-0	3-4-0	2-2-0
Patrick Reed (2015, 2017)	4-3-2	2-0-1	2-2-0	0-1-1
Loren Roberts (1994, 2000)	4-2-1	0-2-0	3-0-0	1-0-1
Webb Simpson (2011, 2013)	5-3-2	2-1-1	3-1-0	0-1-1
Brandt Snedeker (2013)	2-3-0	1-1-0	1-1-0	0-1-0
Jordan Spieth (2013, 2015, 2017)	8-5-1	3-2-1	5-0-0	0-3-0
Steve Stricker (1996, 2007, 2009, 2011, 2013)	14-10-0	6-4-0	6-3-0	2-3-0
Hal Sutton (2000)	3-2-0	1-1-0	2-0-0	0-1-0
Justin Thomas (2017)	3-1-1	2-0-0	1-0-1	0-1-0
David Toms (2003, 2005, 2007, 2011)	9-8-1	1-4-1	5-3-0	3-1-0
Kirk Triplett (2000)	3-0-1	1-0-0	2-0-0	0-1-0
Scott Verplank (2005, 2007)	6-2-1	2-1-0	3-0-1	1-1-0
Jimmy Walker (2015)	1-3-0	0-2-0	1-0-0	0-1-0
Nick Watney (2011)	2-1-1	1-1-0	0-0-1	1-0-0
Bubba Watson (2011, 2015)	5-3-2	2-2-0	3-0-1	0-1-1
Tiger Woods (1998, 2000, 2003, 2005, 2007, 2009, 2011, 2013)	24-15-1	7-9-0	11-4-1	6-2-0

International Team

Player (Years)	Overall (W-L-H)	Four-ball (W-L-H)	Foursomes (W-L-H)	Singles (W-L-H)
Fulton Allem (1994)	1-1-1	1-0-0	0-2-0	0-0-1
Robert Allenby (1994, 1996, 2000, 2003, 2009, 2011)	8-17-3	4-6-0	3-7-2	1-4-1
Stuart Appleby (1998, 2000, 2003, 2005, 2007)	5-14-2	4-3-0	1-6-2	0-5-0
Aaron Baddeley (2011)	1-3-1	1-1-0	0-1-1	0-1-0
Sangmoon Bae (2015)	2-1-1	2-0-0	0-0-1	0-1-0
Steven Bowditch (2015)	1-2-0	0-1-0	0-1-0	1-0-0
Angel Cabrera (2005, 2007, 2009, 2013)	6-8-3	1-5-2	2-3-0	3-0-1
Michael Campbell (2000, 2005)	3-3-3	1-1-2	1-2-0	1-0-1
K.J. Choi (2003, 2007, 2011)	6-8-0	3-3-0	1-4-0	2-1-0
Tim Clark (2003, 2005, 2009)	6-7-2	4-0-2	1-5-0	1-2-0
Jason Day (2011, 2013, 2015, 2017)	5-11-4	3-4-1	0-5-3	2-2-0
Brendon de Jonge (2013)	2-3-0	0-2-0	2-0-0	0-1-0
Graham DeLaet (2013)	3-1-1	2-0-0	0-1-1	1-0-0
Steve Elkington (1994, 1996, 1998)	8-4-3	3-2-1	4-1-1	1-1-1
Ernie Els (1996, 1998, 2000, 2003, 2007, 2009, 2011, 2013)	20-18-2	8-7-1	8-7-1	4-4-0
Carlos Franco (1998, 2000)	2-5-1	1-3-0	0-2-0	1-0-1
David Frost (1994, 1996)	3-3-1	0-1-0	2-2-0	1-0-1
Retief Goosen (2000, 2003, 2005, 2007, 2009, 2011)	14-12-3	8-2-1	2-8-2	4-2-0
Branden Grace (2013, 2015, 2017)	6-6-2	2-4-0	3-1-1	1-1-1
Emiliano Grillo (2017)	0-3-0	0-0-0	0-2-0	0-1-0
Adam Hadwin (2017)	0-2-1	0-0-1	0-1-0	0-1-0
Mark Hensby (2005)	1-2-1	1-1-0	0-0-1	0-1-0
Bradley Hughes (1994)	1-3-0	1-1-0	0-1-0	0-1-0
Trevor Immelman (2005, 2007)	1-6-1	0-1-1	1-3-0	0-2-0
Ryo Ishikawa (2009, 2011)	5-4-0	1-2-0	2-2-0	2-0-0
Thongchai Jaidee (2015)	1-1-1	1-0-0	0-1-0	0-0-1
Si Woo Kim (2017)	1-2-0	1-0-0	0-1-0	0-1-0
Kyung-tae Kim (2011)	2-2-0	1-1-0	0-1-0	1-0-0
Anirban Lahiri (2015, 2017)	1-4-1	1-2-0	0-1-0	0-1-1
Stephen Leaney (2003)	1-2-1	1-0-0	0-1-1	0-1-0
Danny Lee (2015)	1-2-0	1-0-0	0-1-0	0-1-0
Marc Leishman (2013, 2015, 2017)	3-7-3	0-4-0	1-3-2	2-0-1
Peter Lonard (2003, 2005)	4-4-0	2-1-0	0-3-0	2-0-0
Shigeki Maruyama (1998, 2000)	6-2-0	3-0-0	2-1-0	1-1-0
Hideki Matsuyama (2013, 2015, 2017)	4-6-3	1-2-2	1-3-1	2-1-0
Mark McNulty (1994, 1996)	3-4-2	2-1-0	1-1-2	0-2-0
Frank Nobilo (1994, 1996, 1998)	5-8-1	0-5-0	4-2-0	1-1-1
Greg Norman (1996, 1998, 2000)	7-6-1	4-2-0	2-2-1	1-2-0
Geoff Ogilvy (2007, 2009, 2011)	7-6-1	4-2-0	0-4-1	3-0-0
Nick O'Hern (2005, 2007)	3-7-0	2-2-0	1-3-0	0-2-0
Joe Ozaki (1998)	2-1-0	2-0-0	0-0-0	0-1-0
Louis Oosthuizen (2013, 2015, 2017)	7-5-3	3-3-0	3-2-1	1-0-2
Jumbo Ozaki (1996)	1-2-0	1-1-0	0-0-0	0-1-0
Craig Parry (1994, 1996, 1998)	6-6-0	1-3-0	2-3-0	3-0-0
Nick Price (1994, 1996, 1998, 2000, 2003)	8-11-4	3-5-2	4-2-2	1-4-0
Rory Sabbatini (2007)	0-3-1	0-0-1	0-2-0	0-1-0
Charl Schwartzel (2011, 2013, 2015, 2017)	7-9-1	4-3-0	0-5-1	3-1-0
Adam Scott (2003, 2005, 2007, 2009, 2011, 2013, 2015, 2017)	4-20-5 1	5-7-3	4-10-2	5-3-0
Peter Senior (1994, 1996)	3-3-0	0-2-0	2-0-0	1-1-0
Vijay Singh (1994, 1996, 1998, 2000, 2003, 2005, 2007, 2009)	16-15-9	9-5-2	6-6-4	1-4-3
Richard Sterne (2013)	0-4-0	0-1-0	0-2-0	0-1-0
Greg Turner (1998)	2-1-1	0-1-0	2-0-0	0-0-1
Tsukasa Watanabe (1994)	1-2-0	1-0-0	0-1-0	0-1-0
Jhonattan Vegas (2017)	1-4-0	0-2-0	0-2-0	1-0-0
Camilo Villegas (2009)	0-4-0	0-1-0	0-2-0	0-1-0
Mike Weir (2000, 2003, 2005, 2007, 2009)	13-9-2	7-2-0	3-6-1	3-1-1
Y.E. Yang (2009, 2011)	3-5-1	2-2-0	1-1-1	0-2-0

Official World Golf Ranking Records

RECORDS FOR WORLD NO. 1 IN THE OFFICIAL WORLD GOLF RANKING (SINCE 1986) Released weekly each Monday; for more information, go to owgr.com

PLAYER	INCLUSIVE DATES	LENGTH (WEEKS)
Bernhard Langer	April 6-20, 1986	**Total: 3 weeks**
Seve Ballesteros	April 27-September 7, 1986	20 weeks
	November 22, 1987	1 week
	October 30, 1988	1 week
	November 13, 1988-March 19, 1989	19 weeks
	April 2-August 13, 1989	20 weeks
		Total: 61 weeks
Greg Norman	September 14, 1986-November 15, 1987	62 weeks
	November 29, 1987-October 23, 1988	48 weeks
	November 6, 1988	1 week
	March 26, 1989	1 week
	August 20, 1989-August 26, 1990	54 weeks
	October 14, 1990-January 27, 1991	16 weeks
	February 6-August 7, 1994	27 weeks
	June 18, 1995-April 13, 1997	96 weeks
	April 27-June 8, 1997	7 weeks
	June 29, 1997	1 week
	September 7, 1997-January 4, 1998	18 weeks
		Total: 331 weeks
Nick Faldo	September 2-October 7, 1990	6 weeks
	February 3-March 31, 1991	9 weeks
	March 29, 1992	1 week
	July 19, 1992-January 30, 1994	81 weeks
		Total: 97 weeks
Ian Woosnam	April 7, 1991-March 15, 1992	**Total: 50 weeks**
Fred Couples	March 22, 1992	1 week
	April 5-July 12, 1992	15 weeks
		Total: 16 weeks
Nick Price	August 14, 1994-June 11, 1995	**Total: 44 weeks**
Tom Lehman	April 20, 1997	**Total: 1 week**
Tiger Woods	June 15, 1997	1 week
	July 6-August 31, 1997	9 weeks
	January 11-April 5, 1998	13 weeks
	May 10, 1998	1 week
	June 14, 1998-March 21, 1999	41 weeks
	July 4-August 1, 1999	5 weeks
	August 15, 1999-August 29, 2004	264 weeks
	March 6-13, 2005	2 weeks
	April 10-May 15, 2005	6 weeks
	June 12, 2005-October 30, 2010	281 weeks
	March 25, 2013-May 18, 2014	60 weeks
		Total: 683 weeks *
Ernie Els	June 22, 1997	1 week
	April 12-May 3, 1998	4 weeks
	May 17-June 7, 1998	4 weeks
		Total: 9 weeks
David Duval	March 28-June 27, 1999	14 weeks
	August 8, 1999	1 week
		Total: 15 weeks
Vijay Singh	September 6, 2004-February 27, 2005	26 weeks
	March 20-27, 2005	3 weeks
	May 22-June 5, 2005	3 weeks
		Total: 32 weeks
Lee Westwood	October 31, 2010-February 27, 2011	17 weeks
	April 24-May 29, 2011	5 weeks
		Total: 22 weeks

Official World Golf Ranking Records

PLAYER	INCLUSIVE DATES	LENGTH (WEEKS)
Martin Kaymer	February 27-April 24, 2011	**Total: 8 weeks**
Luke Donald	May 29, 2011-March 4, 2012	40 weeks
	March 18, 2012-April 15, 2012	4 weeks
	April 29, 2012	1 week
	May 27, 2012-August 12, 2012	11 weeks
		Total: 56 weeks
Rory McIlroy	March 4-March 18, 2012	2 weeks
	April 15-April 29, 2012	2 weeks
	May 6-May 27, 2012	3 weeks
	August 12, 2012-March 24, 2013	32 weeks
	August 3, 2014-August 16, 2015	54 weeks
	August 30, 2015	1 week
	September 13, 2015	1 week
		Total: 95 weeks
Adam Scott	May 18-August 3, 2014	**Total: 11 weeks**
Jordan Spieth	August 16, 2015-August 30, 2015	2 weeks
	September 6, 2015	1 week
	September 27, 2015-October 11, 2015	3 weeks
	November 8, 2015-March 20, 2016	20 weeks
		Total: 26 weeks
Jason Day	September 20, 2015	1 week
	October 18, 2015-November 1, 2015	3 weeks
	March 27, 2016-February 12, 2017	46 weeks
		Total: 50 weeks
Dustin Johnson	February 19, 2017-September 24, 2017	***31 weeks**

Note: As of October 16, 2017 ** Record total and consecutive weeks at No.1

*through 2017 TOUR Championship (end of season)

Notes

Branden Grace
Branden Grace set a major championship record in the third round of The Open Championship at Royal Birkdale, becoming the first player to record a 62 in major championship history.

2016-17 Official PGA TOUR Money List

Player	Events	Wins	Money
1. Justin Thomas	25	5	$9,921,560
2. Jordan Spieth	23	3	9,433,033
3. Dustin Johnson	20	4	8,732,193
4. Hideki Matsuyama	22	3	8,380,570
5. Jon Rahm	23	1	6,123,248
6. Rickie Fowler	21	1	6,083,197
7. Marc Leishman	25	2	5,866,391
8. Brooks Koepka	24	1	5,612,397
9. Kevin Kisner	28	1	4,766,936
10. Brian Harman	30	1	4,396,470
11. Pat Perez	26	1	4,361,400
12. Xander Schauffele@	28	2	4,312,674
13. Daniel Berger	26	1	4,287,161
14. Matt Kuchar	26		4,282,489
15. Justin Rose	18		4,245,308
16. Charley Hoffman	31		4,161,008
17. Paul Casey	24		3,906,974
18. Sergio Garcia	17	1	3,522,476
19. Adam Hadwin	28	1	3,455,012
20. Russell Henley	27	1	3,413,876
21. Kyle Stanley	29	1	3,402,106
22. Jason Dufner	24	1	3,310,341
23. Webb Simpson	28		3,209,646
24. Kevin Chappell	27	1	3,149,615
25. Louis Oosthuizen	18		3,105,422
26. Patrick Reed	29		3,055,111
27. Gary Woodland	26		2,980,225
28. Jason Day	20		2,978,181
29. Jhonattan Vegas	29	1	2,944,738
30. Brendan Steele	25	1	2,907,095
31. Francesco Molinari	21		2,875,850
32. Bill Haas	25		2,842,173
33. Tony Finau	29		2,838,629
34. Henrik Stenson	15	1	2,769,771
35. Billy Horschel	28	1	2,697,960
36. Si Woo Kim	30	1	2,681,177
37. Charles Howell III	23		2,606,383
38. Wesley Bryan@	28	1	2,495,751
39. Rory McIlroy	14		2,430,182
40. Zach Johnson	23		2,362,968
41. Mac Hughes@	31	1	2,355,553
42. Hudson Swafford	28	1	2,246,090
43. Charl Schwartzel	18		2,156,036
44. Cameron Smith@	26	1	2,123,216
45. Phil Mickelson	22		2,102,599
46. Ian Poulter	20		2,098,346
47. Patrick Cantlay	13		2,049,632
48. Lucas Glover	26		1,955,822
49. Anirban Lahiri	22		1,944,289
50. Sung Kang	32		1,943,309
51. Keegan Bradley	29		1,940,478
52. Ollie Schniederjans@	28		1,935,669
53. Rafa Cabrera Bello	19		1,934,675
54. Jamie Lovemark	28		1,886,972
55. Sean O'Hair	25		1,873,856
56. James Hahn	28		1,841,314
57. Chez Reavie	28		1,819,207
58. Bryson DeChambeau@	31	1	1,817,054
59. Luke List	31		1,813,219
60. Martin Laird	25		1,759,706
61. Ryan Moore	24		1,751,851
62. Scott Brown	29		1,748,324
63. Kevin Na	26		$1,728,351
64. Adam Scott	16		1,695,144
65. Russell Knox	24		1,643,924
66. Kelly Kraft@	27		1,638,045
67. Brandt Snedeker	15		1,625,806
68. Danny Lee	32		1,611,331
69. Graham DeLaet	25		1,603,666
70. Robert Streb	30		1,588,287
71. Emiliano Grillo	25		1,567,015
72. Bud Cauley	28		1,553,685
73. Rod Pampling@	22	1	1,539,422
74. Kevin Tway@	27		1,472,613
75. Grayson Murray@	30	1	1,468,728
76. Stewart Cink	26		1,463,922
77. Jonas Blixt	25	1	1,408,288
78. J.B. Holmes	23		1,353,584
79. Patrick Rodgers	27		1,346,322
80. Chad Campbell	29		1,329,941
81. Scott Piercy	22		1,317,452
82. Branden Grace	20		1,315,054
83. Kevin Streelman	26		1,313,327
84. Chris Stroud	22	1	1,308,445
85. Cody Gribble@	28	1	1,305,554
86. Morgan Hoffmann	29		1,278,568
87. C.T. Pan@	29		1,267,649
88. Nick Taylor	29		1,255,259
89. Byeong Hun An	22		1,236,090
90. William McGirt	28		1,225,005
91. Bubba Watson	22		1,223,129
92. Chris Kirk	28		1,216,047
93. Jim Herman	25		1,205,632
94. Jason Kokrak	28		1,173,708
95. Whee Kim@	27		1,125,368
96. J.J. Spaun@	29		1,122,611
97. Patton Kizzire	28		1,110,395
98. Jimmy Walker	21		1,101,162
99. Seung-Yul Noh	31		1,080,706
100. David Lingmerth	23		1,070,754
101. Michael Kim	28		1,018,204
102. Steve Stricker	13		1,002,036
103. Camilo Villegas	25		971,420
104. Ryan Blaum@	29		962,768
105. Luke Donald	18		958,850
106. Scott Stallings@	27		955,337
107. Brian Gay	25		942,372
108. Harold Varner III	31		918,779
109. Derek Fathauer	27		898,491
110. D.A. Points@	22	1	893,700
111. Richy Werenski@	26		890,262
112. Robert Garrigus	26		880,905
113. Dominic Bozzelli@	24		868,519
114. Geoff Ogilvy	25		867,249
115. Harris English	27		864,959
116. Brandon Hagy@	26		861,227
117. Ben Martin	27		850,319
118. Shane Lowry	16		831,411
119. Martin Flores@	27		830,057
120. Daniel Summerhays	29		826,124
121. Nick Watney	23		824,162
122. Blayne Barber	25		823,082
123. Tyrone Van Aswegen	32		806,410
124. David Hearn	29		800,710
125. Vaughn Taylor	26		$797,385
126. Cameron Tringale	28		792,814
127. Zac Blair	32		788,352
128. Smylie Kaufman	26		784,758
129. Ryan Palmer	20		772,560
130. John Huh	28		767,575
131. Trey Mullinax@	28		758,141
132. Aaron Baddeley	20		755,356
133. Rory Sabbatini@	23		741,617
134. Greg Owen	17		738,711
135. J.J. Henry	29		734,874
136. Soren Kjeldsen	17		722,913
137. Billy Hurley III	25		719,579
138. Ricky Barnes	31		697,624
139. Chad Collins	26		693,743
140. Johnson Wagner	26		685,306
141. Sam Saunders	24		678,117
142. J.T. Poston@	28		662,565
143. Seamus Power@	25		646,180
144. Graeme McDowell	17		639,770
145. Cameron Percy@	23		623,694
146. Ben Crane	26		618,483
147. Alex Cejka	28		618,171
148. Brian Stuard	31		588,806
149. Troy Merritt	28		569,682
150. Michael Thompson@	21		568,991
151. Sebastián Munoz@	17		563,900
152. Jim Furyk	18		558,097
153. Rick Lamb@	19		524,372
154. Jonathan Randolph@	22		511,032
155. Matt Jones	20		510,622
156. Tag Ridings@	20		489,927
157. Spencer Levin	31		469,730
158. Kyle Reifers	32		454,570
159. Julián Etulain@	22		448,214
160. Ryan Armour@	20		443,006
161. Andres Gonzales@	24		422,078
162. Boo Weekley	27		416,929
163. Retief Goosen	19		414,363
164. Tim Wilkinson@	22		411,459
165. Shawn Stefani	26		404,377
166. Ryan Brehm@	25		396,258
167. Tom Hoge	17		373,092
168. Roberto Castro	25		367,362
169. Peter Malnati	29		358,541
170. Matt Every	30		351,412
171. Joel Dahmen@	16		344,824
172. Greg Chalmers	28		344,631
173. Vijay Singh	18		337,305
174. Fabián Gomez	21		332,352
175. John Peterson	15		329,705
176. Jonathan Byrd	9		328,337
177. Ryo Ishikawa	20		319,748
178. Steve Wheatcroft	17		309,518
179. Andrew Johnston@	13		293,233
180. K.J. Choi	25		292,716
181. Hunter Mahan	26		277,235
182. Andrew Loupe	21		273,070
183. Will MacKenzie@	16		272,288
184. Brett Stegmaier	27		271,031
185. Mark Hubbard	27		267,968
186. Gonzalo Fernandez-Castaño@	22		258,162

@ = Top 50 2016-17 Web.com Tour

2016-17 Official PGA TOUR Money List (cont.)

Player	Events	Money
187. Davis Love III	13	$257,270
188. Brian Campbell@	20	237,537
189. Bill Lunde	8	233,984
190. Ken Duke	26	225,907
191. Steven Alker@	23	218,681
192. Danny Willett	11	217,975
193. Bryce Molder	26	216,892
194. Angel Cabrera	16	210,479
195. Stuart Appleby	16	206,607
196. Andres Romero	10	196,518
197. Mark Anderson@	20	188,806
198. Miguel Angel Carballo@	22	186,623
199. Brett Drewitt@	19	184,388
200. Hiroshi Iwata	10	179,133
201. Nicholas Lindheim@	21	175,107
202. Padraig Harrington	11	171,407
203. Brad Fritsch@	18	166,440
204. Jason Bohn	28	165,910
205. Dicky Pride	7	165,022
206. Carl Pettersson	27	164,621
207. Ernie Els	20	155,926
208. Fred Couples	1	148,500
209. Willy Wilcox	14	$137,567
210. Jason Gore	5	133,125
211. Jon Curran	11	128,092
212. John Senden	14	104,044
213. Mark Wilson	15	100,286
214. Steve Marino	15	98,573
215. Chesson Hadley	8	82,208
216. Bob Estes	15	76,930
217. John Merrick	9	74,648
218. Tyler Aldridge	14	67,722
219. Y.E. Yang	9	67,091
220. Charlie Wi	6	65,613
221. Freddie Jacobson	9	61,129
222. Jerry Kelly	7	59,856
223. Brendon de Jonge	14	54,273
224. Craig Barlow	3	53,426
225. Arjun Atwal	6	40,799
226. Zack Sucher@	14	35,135
227. Bobby Wyatt@	20	33,139
228. Robert Allenby	4	32,851
229. Ted Potter, Jr.	2	31,284
230. Tim Herron	8	29,857
231. Larry Mize	1	$27,720
232. Steven Bowditch	27	24,650
233. Tommy Gainey	8	23,717
234. Omar Uresti	2	19,250
235. Max Homa@	17	18,008
236. Shane Bertsch	9	15,328
237. D.J. Trahan	5	15,155
238. Brendon Todd	9	14,925
239. Charlie Beljan	8	13,869
240. Justin Leonard	1	13,702
241. Colt Knost	5	13,580
242. Michael Bradley	3	13,514
243. Troy Matteson	4	12,376
244. Fred Funk	1	11,280
T245. George McNeill	7	9,984
T245. Tim Petrovic	2	9,984
T245. David Toms	3	9,984
248. Eric Axley	4	9,198
249. John Rollins	6	8,736
250. Peter Lonard	1	7,524
251. Chris Smith	2	6,755
252. Shaun Micheel	3	6,300

2016-17 PGA TOUR Non-Member Money List

Player	Events	Money
1. Thomas Pieters	12	$1,131,070
2. Tommy Fleetwood	10	912,392
3. Hao Tong Li	5	706,722
4. Tyrrell Hatton	13	695,750
5. Martin Kaymer	10	651,046
6. Alex Noren	11	649,954
7. Henrik Norlander	5	498,914
8. Bernd Wiesberger	10	487,006
9. Curtis Luck	12	362,230
10. Matthew Fitzpatrick	12	334,088
11. Rafael Campos	4	333,979
12. Matthew Southgate	1	281,000
13. Lee Westwood	10	280,266
14. Peter Uihlein	7	272,529
15. Scott Hend	6	251,593
16. Jordan L Smith	1	250,000
17. Rob Oppenheim	4	224,190
18. Aaron Wise	6	209,488
19. Chris Wood	9	193,020
20. Chan Kim	2	175,333
21. Andy Sullivan	7	168,556
22. Ross Fisher	10	167,750
23. Robby Shelton	8	157,512
24. Eddie Pepperell	1	156,809
25. Keith Mitchell	1	144,900
26. Chase Koepka	2	140,225
27. Oscar Fraustro	1	140,000
28. Michael Putnam	6	130,984
29. Austin Connelly	1	128,917
30. Jeunghun Wang	10	123,980
31. Yuta Ikeda	10	121,241
32. Hideto Tanihara	11	100,347
33. Cameron Davis	1	98,467
34. Young-han Song	4	97,300
T35. Richard Bland	2	88,000
T35. Richie Ramsay	2	88,000
37. Brandon Stone	6	$82,193
38. Beau Hossler	8	77,028
39. Satoshi Kodaira	4	75,814
40. Kramer Hickok	2	75,300
41. Brett Coletta	3	66,410
42. Ryan Ruffels	7	65,572
T43. David Drysdale	1	64,500
T43. Thongchai Jaidee	5	64,500
45. Richard Sterne	3	64,200
46. Jordan Niebrugge	2	58,637
47. Lee McCoy	3	56,667
48. Thorbjorn Olesen	6	56,625
49. Michael Johnson	2	54,768
50. Scott Langley	3	49,308
51. Laurie Canter	1	45,286
52. Jack Maguire	1	44,975
53. K.T. Kim	5	44,400
54. Kurt Kitayama	2	39,257
55. Chase Seiffert	3	38,047
56. Miguel Tabuena	3	33,036
57. Charlie Danielson	3	31,302
T58. Yi Keun Chang	1	31,070
T58. Andrew Dodt	1	31,070
T58. Joost Luiten	5	31,070
61. Jonathan Garrick	2	28,490
62. Sam Horsfield	6	27,904
63. Rich Berberian, Jr.	7	26,284
64. Toby Tree	1	25,843
65. Wesley McClain	2	25,744
66. Thomas Aiken	1	25,026
T67. Michael Lorenzo-Vera	1	24,500
T67. Shaun Norris	2	24,500
T69. Stephan Jaeger	2	24,301
T69. Yusaku Miyazato	3	24,301
71. Kevin Dougherty	2	23,696
72. Joseph Dean	1	23,556
73. Joseph Bramlett	1	$23,516
74. Talor Gooch	1	23,213
75. Tyler Light	1	22,971
76. Ryan Fox	2	22,875
77. Kent Bulle	1	22,850
78. Dylan Frittelli	2	20,800
79. Wyndham Clark	5	16,934
80. Justin Lower	1	16,425
81. Matthew Griffin	3	16,356
82. Josh Teater	2	16,253
T83. Abraham Ancer	1	15,820
T83. Carlos Ortiz	1	15,820
85. Gaganjeet Bhullar	1	15,750
86. Alex Moon	1	15,375
87. Marcus Fraser	3	15,120
88. Daniel Obremski	1	14,981
T89. Gavin Kyle Green	3	14,070
T89. Chan Shih-chang	2	14,070
91. SSP Chawrasia	1	13,860
92. Soomin Lee	2	13,020
93. Danny Chia	1	12,880
94. Kenny Pigman	2	12,586
T95. Chip Deason	2	12,352
T95. Bobby Gates	5	12,352
97. Jared Sawada	1	12,000
98. Chris Evans	1	11,890
T99. Matt Gilchrest	1	11,326
T99. Grant Leaver	1	11,326
T101. Anders Albertson	1	11,280
T101. Hyung-Sung Kim	1	11,280
103. Dru Love	5	10,788
104. Matt Atkins	1	8,190
105. Cody Blick	1	7,128
106. Cyril Bouniol	1	5,790
107. Fabrizio Zanotti	6	5,370

Note: Does not include World Golf Championships earnings * Special Temporary Member

@ = Top 50 2016-17 Web.com Tour

2016-17 PGA TOUR Tournament Summary

	Tournament	Course(s)	Winner	Score	To Par	Margin	FedExCup Points	Earnings	Runner(s)-Up
1.	**Safeway Open**	Silverado Resort & Spa (North) Napa, California	Brendan Steele	270	-18	1	500	$1,080,000	Patton Kizzire
2.	**CIMB Classic**	TPC Kuala Lumpur (West) Kuala Lumpur, Malaysia	Justin Thomas	265	-23	3	500	$1,280,000	Hideki Matsuyama
3.	**WGC-HSBC Champions**	Sheshan International Shanghai, China	Hideki Matsuyama	265	-23	7	550	$1,620,000	Henrik Stenson Daniel Berger
4.	**Sanderson Farms Championship**	Country Club of Jackson Jackson, Mississippi	Cody Gribble	268	-20	4	300	$756,000	Greg Owen Luke List Chris Kirk
5.	**Shriners Hospitals for Children Open**	TPC Summerlin Las Vegas, Nevada	Rod Pampling	264	-20	2	500	$1,188,000	Brooks Koepka
6.	**OHL Classic at Mayakoba**	El Camaleon Club at the Mayakoba Resort Playa del Carmen, Mexico	Pat Perez	263	-21	2	500	$1,260,000	Gary Woodland
7.	**The RSM Classic**	Sea Island Golf Club Seaside Course (Host) Plantation Course St. Simon's Island, Georgia	Mac Hughes	265	-17	Playoff	500	$1,080,000	Camilo Villegas Henrik Norlander Blayne Barber Billy Horschel
8.	**SBS Tournament of Champions**	The Plantation Course Kapalua Resort Kapalua, Maui, Hawaii	Justin Thomas (2)	270	-22	3	500	$1,220,000	Hideki Matsuyama
9.	**Sony Open in Hawaii**	Waialae Country Club Honolulu, Hawaii	Justin Thomas (3)	253	-27	7	500	$1,080,000	Justin Rose
10.	**CareerBuilder Challenge**	Stadium Course PGA WEST Nicklaus Tournament Course PGA WEST La Quinta Country Club La Quinta, California	Hudson Swafford	268	-20	1	500	$1,044,000	Adam Hadwin
11.	**Farmers Insurance Open**	Torrey Pines Golf Course South Course (Host) North Course San Diego, California	Jon Rahm	275	-13	3	500	$1,206,000	Charles Howell III C.T. Pan
12.	**Waste Management Phoenix Open**	TPC Scottsdale Scottsdale, Arizona	Hideki Matsuyama (2)	276	-17	Playoff	500	$1,206,000	Webb Simpson
13.	**AT&T Pebble Beach Pro-Am**	Pebble Beach Golf Links (Host) Spyglass Hill Golf Course Monterey Peninsula Country Club, Shore Course Pebble Beach, California	Jordan Spieth	268	-19	4	500	$1,296,000	Kelly Kraft
14.	**Genesis Open**	Riviera Country Club Pacific Palisades, California	Dustin Johnson	267	-17	5	500	$1,260,000	Scott Brown Thomas Pieters
15.	**The Honda Classic**	PGA National Champion Course Palm Beach Gardens, Florida	Rickie Fowler	268	-12	4	500	$1,152,000	Morgan Hoffmann Gary Woodland
16.	**WGC-Mexico Championship**	Club de Golf Chapultepec Mexico City, Mexico	Dustin Johnson (2)	270	-14	1	550	$1,660,000	Tommy Fleetwood
17.	**Valspar Championship**	Innisbrook, A Salamander Golf & Spa Resort (Copperhead) Palm Harbor, Florida	Adam Hadwin	270	-14	1	500	$1,134,000	Patrick Cantlay
18.	**Arnold Palmer Invitational**	Bay Hill Club and Lodge Orlando, Florida	Marc Leishman	277	-11	1	500	$1,566,000	Kevin Kisner Charley Hoffman

2016-17 PGA TOUR Tournament Summary (cont.)

	Tournament	Course(s)	Winner	Score	To Par	Margin	FedExCup Points	Earnings	Runner(s)-Up
19.	**WGC-Dell Technologies Match Play**	Austin Country Club, Austin, Texas	Dustin Johnson (3)	---	---	1-up	550	$1,660,000	Jon Rahm
20.	**Puerto Rico Open**	Coco Beach G&CC Rio Grande, Puerto Rico	D.A. Points	268	-20	2	300	$540,000	Bryson DeChambeau Retief Goosen Bill Lunde
21.	**Shell Houston Open**	Golf Club of Houston Tournament Course Humble, Texas	Russell Henley	268	-20	3	500	$1,260,000	Sung Kang
22.	**Masters Tournament**	Augusta National Golf Club Augusta, Georgia	Sergio Garcia	283	-9	Playoff	600	$1,980,000	Justin Rose
23.	**RBC Heritage**	Harbour Town Golf Links Hilton Head Island, South Carolina	Wesley Bryan	271	-13	1	500	$1,170,000	Luke Donald
24.	**Valero Texas Open**	TPC San Antonio AT&T Oaks Course San Antonio, Texas	Kevin Chappell	276	-12	1	500	$1,116,000	Brooks Koepka
25.	**Zurich Classic of New Orleans**	TPC Louisiana New Orleans, Louisiana	Jonas Blixt/ Cameron Smith	261	-27	Playoff	400 (each)	$1,022,400 (each)	Kevin Kisner/ Scott Brown
26.	**Wells Fargo Championship**	Eagle Point Golf Club Wilmington, North Carolina	Brian Harman	278	-10	1	500	$1,350,000	Dustin Johnson Pat Perez
27.	**THE PLAYERS Championship**	Stadium Course at TPC Sawgrass Ponte Vedra Beach, Florida	Si Woo Kim	278	-10	3	600	$1,890,000	Ian Poulter Louis Oosthuizen
28.	**AT&T Byron Nelson**	TPC Four Seasons Resort Las Colinas, Texas	Billy Horschel	268	-12	Playoff	500	$1,350,000	Jason Day
29.	**DEAN & DELUCA Invitational**	Colonial Country Club Fort Worth, Texas	Kevin Kisner	270	-10	1	500	$1,242,000	Jordan Spieth Sean O'Hair Jon Rahm
30.	**the Memorial Tournament presented by Nationwide**	Muirfield Village Golf Club Dublin, Ohio	Jason Dufner	275	-13	3	500	$1,566,000	Rickie Fowler Anirban Lahiri
31.	**FedEx St. Jude Classic**	TPC Southwind Memphis, Tennessee	Daniel Berger	270	-10	1	500	$1,152,000	Charl Schwartzel Whee Kim
32.	**U.S. Open Championship**	Erin Hills Erin, Wisconsin	Brooks Koepka	272	-16	4	600	$2,160,000	Hideki Matsuyama Brian Harman
33.	**Travelers Championship**	TPC River Highlands Cromwell, Connecticut	Jordan Spieth (2)	268	-12	Playoff	500	$1,224,000	Daniel Berger
34.	**Quicken Loans National**	TPC Potomac at Avenel Farm Bethesda, Maryland	Kyle Stanley	273	-7	Playoff	500	$1,278,000	Charles Howell III
35.	**The Greenbrier Classic**	The Old White TPC White Sulphur Springs, West Virginia	Xander Schauffele	266	-14	1	500	$1,278,000	Robert Streb
36.	**John Deere Classic**	TPC Deere Run Silvis, Illinois	Bryson DeChambeau	266	-18	1	500	$1,008,000	Patrick Rodgers
37.	**Open Championship**	Royal Birkdale Southport, England	Jordan Spieth (3)	268	-12	3	600	$1,845,000	Matt Kuchar
38.	**Barbasol Championship**	Robert Trent Jones Golf Trail Grand National (Lake) Auburn/Opelika, Alabama	Grayson Murray	263	-21	1	300	$630,000	Chad Collins

2016-17 PGA TOUR Tournament Summary (cont.)

	Tournament	Course(s)	Winner	Score	To Par	Margin	FedExCup Points	Earnings	Runner(s)-Up
39.	RBC Canadian Open	Glen Abbey Golf Club Oakville, Ontario, Canada	Jhonattan Vegas	267	-21	Playoff	500	$1,080,000	Charley Hoffman
40.	WGC-Bridgestone Invitational	Firestone Country Club Akron, Ohio	Hideki Matsuyama (3)	264	-16	5	550	$1,660,000	Zach Johnson
41.	Barracuda Championship	Montrêux Golf & CC Reno, Nevada	Chris Stroud	+22	N/A	Playoff	300	$594,000	Richy Werenski Greg Owen
42.	PGA Championship	Quail Hollow Club Charlotte, North Carolina	Justin Thomas (4)	276	-8	2	600	$1,890,000	Francesco Molinari Patrick Reed Louis Oosthuizen
43.	Wyndham Championship	Sedgefield CC Greensboro, North Carolina	Henrik Stenson	258	-22	1	500	$1,044,000	Ollie Schniederjans
44.	THE NORTHERN TRUST	Glen Oaks Club (Composite) Old Westbury, New York	Dustin Johnson (4)	267	-13	Playoff	2,000	$1,575,000	Jordan Spieth
45.	Dell Technologies Championship	TPC Boston Norton, Massachusetts	Justin Thomas (5)	267	-17	3	2,000	$1,575,000	Jordan Spieth
46.	BMW Championship	Conway Farms Golf Club Lake Forest, Illinois	Marc Leishman (2)	261	-23	5	2,000	$1,575,000	Justin Rose Rickie Fowler
47.	TOUR Championship	East Lake Golf Club Atlanta, Georgia	Xander Schauffele (2)	268	-12	1	2,000	$1,575,000	Justin Thomas

LOW 9:
28 (7-under), **Chez Reavie**, back nine, fourth round, Waialae CC, Sony Open in Hawaii
28 (7-under), **Webb Simpson**, back nine, first round, Sedgefield CC, Wyndham Championship
29 (7-under), **Adam Hadwin**, back nine, second round, TPC Summerlin, Shriners Hospitals for Children Open
29 (7-under), **Pat Perez**, front nine, third round, El Camaleon GC, OHL Classic at Mayakoba
29 (7-under), **Adam Hadwin**, front nine, third round, La Quinta CC, CareerBuilder Challenge
29 (7-under), **Tim Wilkinson**, front nine, second round, Coco Beach Golf & CC, Puerto Rico Open
29 (7-under), **J.J. Henry**, front nine, fourth round, Coco Beach Golf & CC, Puerto Rico Open
29 (7-under), **Brett Drewitt**, back nine, fourth round, RTJ Trail (Grand National), Barbasol Championship
29 (6-under), **Rod Pampling**, front nine, first round, TPC Summerlin, Shriners Hospitals for Children Open
29 (6-under), **Brad Fritsch**, front nine, second round, Sea Island Resort (Seaside), The RSM Classic
29 (6-under), **Justin Thomas**, back nine, first round, Waialae CC, Sony Open in Hawaii
29 (6-under), **Hudson Swafford**, front nine, first round, Waialae CC, Sony Open in Hawaii
29 (6-under), **Adam Hadwin**, back nine, second round, Innisbrook Resort (Copperhead), Valspar Championship
29 (6-under), **Sergio Garcia**, back nine, third round, TPC Four Seasons Resort, AT&T Byron Nelson
29 (6-under), **Scott Stallings**, front nine, third round, RTJ Trail (Grand National), Barbasol Championship
29 (6-under), **Ryan Blaum**, front nine, fourth round, RTJ Trail (Grand National), Barbasol Championship
29 (6-under), **Robert Garrigus**, front nine, third round, Glen Abbey GC, RBC Canadian Open
29 (6-under), **J.B. Holmes**, back nine, fourth round, Firestone CC (South), World Golf Championships-Bridgestone Invitational
29 (6-under), **Matt Every,** front nine, first round, Sedgefield CC, Wyndham Championship
29 (6-under), **Rick Lamb**, front nine, first round, Sedgefield CC, Wyndham Championship
29 (6-under), **Geoff Ogilvy**, front nine, fourth round, Sedgefield CC, Wyndham Championship
29 (6-under), **Roberto Castro**, front nine, fourth round, Sedgefield CC, Wyndham Championship
29 (6-under), **Matt Kuchar**, back nine, second round, Glen Oaks Club, THE NORTHERN TRUST
29 (5-under), **Scott Stallings**, front nine, third round, Monterey Peninsula CC, AT&T Pebble Beach Pro-Am
29 (5-under), **Sebastian Munoz,** front nine, first round, The Old White TPC, The Greenbrier Classic
29 (5-under), **Matt Kuchar**, front nine, first round, Royal Birkdale GC, The Open Championship
29 (5-under), **Branden Grace**, front nine, third round, Royal Birkdale GC, The Open Championship

LOW 18:
59 (13-under), **Adam Hadwin**, third round, La Quinta CC, CareerBuilder Challenge
59 (11-under), **Justin Thomas**, first round, Waialae CC, Sony Open in Hawaii
60 (11-under), **Rod Pampling**, first round, TPC Summerlin, Shriners Hospitals for Children Open
60 (11-under), **Chad Collins**, second round, RTJ Trail (Grand National), Barbasol Championship
60 (11-under), **Scott Stallings**, third round, RTJ Trail (Grand National), Barbasol Championship
60 (10-under), **Kevin Kisner**, third round, Waialae CC, Sony Open in Hawaii
61 (10-under), **Chez Reavie**, second round, TPC Summerlin, Shriners Hospitals for Children Open
61 (10-under), **Francesco Molinari**, fourth round, TPC Summerlin, Shriners Hospitals for Children Open
61 (9-under), **Mac Hughes**, first round, Sea Island Resort (Seaside), The RSM Classic
61 (9-under), **Bryce Molder**, second round, Waialae CC, Sony Open in Hawaii
61 (9-under), **Zach Johnson**, second round, Waialae CC, Sony Open in Hawaii
61 (9-under), **Chez Reavie**, fourth round, Waialae CC, Sony Open in Hawaii
61 (9-under), **Sebastian Munoz**, first round, The Old White TPC, The Greenbrier Classic
61 (9-under), **Hideki Matsuyama**, fourth round, Firestone CC (South), World Golf Championships-Bridgestone Invitational
61 (9-under), **Matt Every**, first round, Sedgefield CC, Wyndham Championship
61 (9-under), **Ryan Armour**, second round, Sedgefield CC, Wyndham Championship

LOW FIRST 18:
59 (11-under), **Justin Thomas**, Sony Open in Hawaii
60 (11-under), **Rod Pampling**, Shriners Hospitals for Children Open

LOW FIRST 36:
123 (17-under), **Justin Thomas**, (59-64), Sony Open in Hawaii
126 (16-under), **Marc Leishman**, (62-64), BMW Championship
127 (15-under), **Chad Collins**, (67-60), Barbasol Championship
127 (13-under), **Webb Simpson**, (63-64), Wyndham Championship
127 (13-under), **Ryan Armour**, (66-61), Wyndham Championship

LOW 36 (ANY ROUNDS):
123 (17-under), **Justin Thomas**, (59-64), first and second rounds, Sony Open in Hawaii
125 (17-under), **Scott Stallings**, (65-60), second and third rounds, Barbasol Championship
125 (15-under), **Kevin Kisner**, (60-65), third and fourth rounds, Sony Open in Hawaii
126 (16-under), **Marc Leishman**, (62-64), first and second rounds, BMW Championship
126 (14-under), **Zach Johnson**, (61-65), second and third rounds, Sony Open in Hawaii

LOW FIRST 54:
188 (22-under), **Justin Thomas**, (59-64-65), Sony Open in Hawaii
194 (19-under), **Scott Stallings**, (69-65-60), Barbasol Championship
194 (19-under), **Marc Leishman**, (62-64-68), BMW Championship
194 (16-under), **Henrik Stenson**, (62-66-66), Wyndham Championship
195 (18-under), **Gary Woodland**, (64-65-66), OHL Classic at Mayakoba
195 (18-under), **Grayson Murray**, (67-64-64), Barbasol Championship
195 (15-under), **Zach Johnson**, (69-61-65), Sony Open in Hawaii
195 (15-under), **Webb Simpson**, (63-64-68), Wyndham Championship
195 (15-under), **Ollie Schniederjans**, (66-63-66), Wyndham Championship
195 (15-under), **Kevin Na**, (67-63-65), Wyndham Championship

LOW 54 (ANY ROUNDS):
188 (22-under), **Justin Thomas**, (59-64-65), first through third rounds, Sony Open in Hawaii
192 (18-under), **Kevin Kisner**, (67-60-65), second through fourth rounds, Sony Open in Hawaii
193 (17-under), **Ollie Schniederjans**, (63-66-64), second through fourth rounds, Wyndham Championship

LOW FIRST 72:
253 (27-under), **Justin Thomas**, (59-64-65-65), Sony Open in Hawaii
258 (22-under), **Henrik Stenson**, (62-66-66-64), Wyndham Championship
259 (21-under), **Ollie Schniederjans**, (66-63-66-64), Wyndham Championship
260 (20-under), **Justin Rose**, (66-64-66-64), Sony Open in Hawaii

HIGH 72 (WINNING SCORE):
279 (9-under), **Sergio Garcia**, (71-69-70-69), Masters Tournament
278 (10-under), **Brian Harman**, (71-69-70-68), Wells Fargo Championship
278 (10-under), **Si Woo Kim**, (69-72-68-69), THE PLAYERS Championship
277 (11-under), **Marc Leishman**, (71-66-71-69), Arnold Palmer Invitational presented by Mastercard
276 (8-under), **Justin Thomas**, (73-66-69-68), PGA Championship
276 (12-under), **Kevin Chappell**, (69-68-71-68), Valero Texas Open

LARGEST WINNING MARGIN:
7 strokes, **Hideki Matsuyama**, World Golf Championships-HSBC Champions
7 strokes, **Justin Thomas**, Sony Open in Hawaii
5 strokes, **Dustin Johnson**, Genesis Open
5 strokes, **Hideki Matsuyama**, World Golf Championships-Bridgestone Invitational
5 strokes, **Marc Leishman**, BMW Championship

LOW START BY A WINNER:
59 (11-under), **Justin Thomas**, Sony Open in Hawaii
60 (11-under), **Rod Pampling**, Shriners Hospitals for Children Open
61 (9-under), **Mac Hughes**, The RSM Classic

HIGH START BY A WINNER:
73 (2-over), **Justin Thomas**, PGA Championship
73 (1-over), **Cody Gribble**, Sanderson Farms Championship
72 (even-par), **Jon Rahm**, Farmers Insurance Open
71 (even-par), **Justin Thomas**, Dell Technologies Championship
71 (1-under), **Marc Leishman**, Arnold Palmer Invitational presented by Mastercard
71 (1-under), **Sergio Garcia**, Masters Tournament
71 (1-under), **Brian Harman**, Wells Fargo Championship

LOW FINISH BY A WINNER:
61 (9-under), **Hideki Matsuyama**, World Golf Championships-Bridgestone Invitational
64 (8-under), **Justin Thomas**, CIMB Classic
64 (6-under), **Henrik Stenson**, Wyndham Championship

HIGH FINISH BY A WINNER:
71 (1-over), **Rickie Fowler,** The Honda Classic
71 (even-par), **Dustin Johnson**, Genesis Open
71 (even-par), **Adam Hadwin**, Valspar Championship
70 (even-par), **Jordan Spieth**, Travelers Championship

LARGEST 18-HOLE LEAD:
4 strokes, **Charley Hoffman**, Masters Tournament
3 strokes, **Justin Thomas**, Sony Open in Hawaii

LARGEST 36-HOLE LEAD:
6 strokes, **Sung Kang**, Shell Houston Open
5 strokes, **Justin Thomas**, Sony Open in Hawaii
5 strokes, **Jason Kokrak**, AT&T Byron Nelson
5 strokes, **Jason Dufner**, the Memorial Tournament presented by Nationwide

LARGEST 54-HOLE LEAD:
7 strokes, **Justin Thomas**, Sony Open in Hawaii
6 strokes, **Jordan Spieth**, AT&T Pebble Beach Pro-Am
5 strokes, **Dustin Johnson**, Genesis Open
5 strokes, **Marc Leishman**, BMW Championship

LOW 36-HOLE CUT:
5-under, 137, The RSM Classic
4-under, 140, RBC Canadian Open
3-under, 141, Safeway Open
3-under, 139, Shriners Hospitals for Children Open
3-under, 137, Sony Open in Hawaii
3-under, 141, Puerto Rico Open
3-under, 137, Wyndham Championship

HIGH 36-HOLE CUT:
6-over, 150, Masters Tournament
5-over, 145, The Open Championship
5-over, 147, PGA Championship
4-over, 144, DEAN & DELUCA Invitational
4-over, 144, Quicken Loans National

FEWEST TO MAKE 36-HOLE CUT:
53, Masters Tournament
68, U.S. Open
70, Safeway Open

MOST TO MAKE 36-HOLE CUT:
86, FedEx St. Jude Classic
85, Travelers Championship
85, Wyndham Championship
83, Barbasol Championship

MOST TIED FOR LEAD (18 HOLES):
6, World Golf Championships-Mexico Championship
5, RBC Canadian Open

MOST TIED FOR LEAD (36 HOLES):
4, Masters Tournament
4, DEAN & DELUCA Invitational
4, U.S. Open
4, THE NORTHERN TRUST

MOST TIED FOR LEAD (54 HOLES):
3, FedEx St. Jude Classic
2, CIMB Classic
2, Sanderson Farms Championship
2, Shriners Hospitals for Children Open
2, CareerBuilder Challenge
2, Farmers Insurance Open
2, Arnold Palmer Invitational presented by Mastercard
2, Puerto Rico Open
2, Masters Tournament
2, THE PLAYERS Championship
2, DEAN & DELUCA Invitational
2, the Memorial Tournament presented by Nationwide
2, U.S. Open
2, World Golf Championships-Bridgestone Invitational
2, THE NORTHERN TRUST

MOST CONSECUTIVE EVENTS IN THE MONEY:
20, **Paul Casey**

MOST CONSECUTIVE YEARS WITH WIN:
10, **Dustin Johnson** (2008-2017)

HOLES-IN-ONE (31):
Jon Rahm, (No. 11/first round/Silverado Resort and Spa North) Safeway Open
Ken Duke, (No. 11/fourth round/Silverado Resort and Spa North) Safeway Open
Kevin Na, (No. 8/third round/TPC Kuala Lumpur) CIMB Classic
Steven Alker, (No. 10/fourth round/CC of Jackson) Sanderson Farms Championship
Matt Kuchar, (No. 17/third round/Sheshan International GC) World Golf Championships-HSBC Champions
Greg Chalmers, (No. 5/second round/TPC Summerlin) Shriners Hospitals for Children Open
Aaron Wise, (No. 4/first round/El Camaleon GC) OHL Classic at Mayakoba
Marc Leishman, (No. 8/second round/El Camaleon GC) OHL Classic at Mayakoba
Chez Reavie, (No. 17/fourth round/Waialae CC) Sony Open in Hawaii
Angel Cabrera, (No. 17/first round/Nicklaus Tournament Course) CareerBuilder Challenge
Scott Stallings, (No. 15/first round/PGA National (Champion)) The Honda Classic
Jhonattan Vegas, (No. 15/fourth round/PGA National (Champion)) The Honda Classic
Justin Thomas, (No. 13/third round/Club de Golf Chapultepec) World Golf Championships-Mexico Championship
Hideto Tanihara, (No. 7/7/Austin CC) World Golf Championships-Dell Technologies Match Play
Angel Cabrera, (No. 9/fourth round/GC of Houston) Shell Houston Open
Matt Kuchar, (No. 16/fourth round/Augusta National GC) Masters Tournament
Peter Malnati, (No. 17/fourth round/Harbour Town GL) RBC Heritage
Sergio Garcia, (No. 17/first round/TPC Sawgrass) THE PLAYERS Championship
Brian Stuard, (No. 16/fourth round/Colonial CC) DEAN & DELUCA Invitational
Harold Varner III, (No. 8/fourth round/Muirfield Village GC) the Memorial Tournament presented by Nationwide
Grayson Murray, (No. 8/fourth round/TPC River Highlands) Travelers Championship
John Merrick, (No. 8/fourth round/RTJ Trail (Grand National)) Barbasol Championship
Hudson Swafford, (No. 15/second round/Firestone CC (South)) World Golf Championships-Bridgestone Invitational
Joost Luiten, (No. 4/first round/Quail Hollow-PGA Championship) PGA Championship
Ben Crane, (No. 16/fourth round/Sedgefield CC) Wyndham Championship
Martin Flores, (No. 16/fourth round/Sedgefield CC) Wyndham Championship
Roberto Castro, (No. 3/fourth round/Sedgefield CC) Wyndham Championship
Kevin Tway, (No. 11/first round/TPC Boston) Dell Technologies Championship
Lucas Glover, (No. 16/second round/TPC Boston) Dell Technologies Championship
Grayson Murray, (No. 8/second round/TPC Boston) Dell Technologies Championship
Jason Day, (No. 17/second round/Conway Farms GC) BMW Championship

DOUBLE EAGLES:
Morgan Hoffmann, (No. 18/first round/Silverado Resort and Spa North) Safeway Open
Miguel Angel Carballo, (No. 16/second round/TPC Summerlin) Shriners Hospitals for Children Open
Rafa Cabrera Bello, (No. 16/fourth round/TPC Sawgrass) THE PLAYERS Championship
Johnson Wagner, (No. 5/second round/Sedgefield CC) Wyndham Championship

TWO EAGLES IN ONE ROUND:
Ryan Brehm, (No. 5,No. 9/second round/Silverado Resort and Spa North) Safeway Open
Miguel Tabuena, (No. 18,No. 3/third round/TPC Kuala Lumpur) CIMB Classic
Carl Pettersson, (No. 3,No. 14/third round/CC of Jackson) Sanderson Farms Championship
Xander Schauffele, (No. 2,No. 15/fourth round/CC of Jackson) Sanderson Farms Championship
Rod Pampling, (No. 6,No. 16/first round/TPC Summerlin) Shriners Hospitals for Children Open
Martin Laird, (No. 16,No. 9/second round/TPC Summerlin) Shriners Hospitals for Children Open
Brooks Koepka, (No. 9,No. 16/second round/TPC Summerlin) Shriners Hospitals for Children Open
Aaron Wise, (No. 13,No. 16/second round/TPC Summerlin) Shriners Hospitals for Children Open

Martin Laird, (No. 13,No. 16/fourth round/TPC Summerlin) Shriners Hospitals for Children Open
Aaron Wise, (No. 4,No. 5/first round/El Camaleon GC) OHL Classic at Mayakoba
Marc Leishman, (No. 7,No. 8/second round/El Camaleon GC) OHL Classic at Mayakoba
Wesley Bryan, (No. 15,No. 7/first round/Sea Island Resort (Seaside)) The RSM Classic
Ryan Moore, (No. 3,No. 5/first round/Plantation Course at Kapalua) SBS Tournament of Champions
Justin Thomas, (No. 10,No. 9/first round/Waialae CC) Sony Open in Hawaii
Bryson DeChambeau, (No. 18,No. 5/first round/Waialae CC) Sony Open in Hawaii
Jamie Lovemark, (No. 9,No. 18/fourth round/Waialae CC) Sony Open in Hawaii
Aaron Baddeley, (No. 16,No. 8/first round/Stadium Course) CareerBuilder Challenge
Chad Campbell, (No. 5,No. 8/second round/Stadium Course) CareerBuilder Challenge
Justin Rose, (No. 5,No. 9/first round/Torrey Pines (North)) Farmers Insurance Open
Jon Rahm, (No. 13,No. 18/fourth round/Torrey Pines GC (South)) Farmers Insurance Open
Cameron Smith, (No. 2,No. 18/second round/Pebble Beach GL) AT&T Pebble Beach Pro-Am
Nick Taylor, (No. 2,No. 12/third round/Monterey Peninsula CC) AT&T Pebble Beach Pro-Am
Henrik Norlander, (No. 12,No. 16/third round/Monterey Peninsula CC) AT&T Pebble Beach Pro-Am
Phil Mickelson, (No. 10,No. 17/fourth round/Riviera CC) Genesis Open
Justin Rose, (No. 4,No. 16/second round/Bay Hill Club & Lodge) Arnold Palmer Invitational presented by Mastercard
Emiliano Grillo, (No. 12,No. 16/second round/Bay Hill Club & Lodge) Arnold Palmer Invitational presented by Mastercard
Miguel Angel Carballo, (No. 2,No. 5/fourth round/Coco Beach Golf & CC) Puerto Rico Open
Jason Dufner, (No. 2,No. 5/third round/Harbour Town GL) RBC Heritage
Marc Leishman, (No. 5,No. 9/fourth round/Harbour Town GL) RBC Heritage
William McGirt, (No. 11,No. 16/first round/TPC Sawgrass) THE PLAYERS Championship
Jamie Lovemark, (No. 6,No. 16/second round/TPC Four Seasons Resort) AT&T Byron Nelson
Martin Laird, (No. 11,No. 15/first round/Muirfield Village GC) the Memorial Tournament presented by Nationwide
Luke List, (No. 13,No. 16/third round/TPC Southwind) FedEx St. Jude Classic
Chase Seiffert, (No. 3,No. 13/second round/TPC River Highlands) Travelers Championship
Ricky Barnes, (No. 13,No. 6/third round/TPC River Highlands) Travelers Championship
Luke List, (No. 14,No. 2/first round/TPC Deere Run) John Deere Classic
Mark Hubbard, (No. 2,No. 13/second round/RTJ Trail (Grand National)) Barbasol Championship
John Merrick, (No. 11,No. 8/fourth round/RTJ Trail (Grand National)) Barbasol Championship
Kevin Chappell, (No. 16,No. 2/first round/Glen Abbey GC) RBC Canadian Open
Ollie Schniederjans, (No. 13,No. 18/first round/Glen Abbey GC) RBC Canadian Open
Robert Garrigus, (No. 2,No. 16/third round/Glen Abbey GC) RBC Canadian Open
J.B. Holmes, (No. 16,No. 18/third round/Glen Abbey GC) RBC Canadian Open
Tony Finau, (No. 16,No. 18/third round/Glen Abbey GC) RBC Canadian Open
Harold Varner III, (No. 2,No. 16/third round/Glen Abbey GC) RBC Canadian Open
Andres Gonzales, (No. 5,No. 16/fourth round/Glen Abbey GC) RBC Canadian Open
Graham DeLaet, (No. 14,No. 15/third round/Quail Hollow-PGA Championship) PGA Championship
Bryson DeChambeau, (No. 10,No. 14/third round/Quail Hollow-PGA Championship) PGA Championship
K.T. Kim, (No. 7,No. 15/fourth round/Quail Hollow-PGA Championship) PGA Championship
Jamie Lovemark, (No. 7,No. 15/fourth round/Quail Hollow-PGA Championship) PGA Championship
Johnson Wagner, (No. 5,No. 15/second round/Sedgefield CC) Wyndham Championship
Cameron Smith, (No. 1,No. 5/fourth round/Sedgefield CC) Wyndham Championship
Luke List, (No. 3,No. 13/fourth round/Glen Oaks Club) THE NORTHERN TRUST
Morgan Hoffmann, (No. 4,No. 18/second round/TPC Boston) Dell Technologies Championship
Jason Day, (No. 14,No. 17/second round/Conway Farms GC) BMW Championship
Martin Laird, (No. 14,No. 18/third round/Conway Farms GC) BMW Championship

BACK-TO-BACK EAGLES:

Aaron Wise, (No. 4,No. 5/first round/El Camaleon GC) OHL Classic at Mayakoba
Marc Leishman, (No. 7,No. 8/second round/El Camaleon GC) OHL Classic at Mayakoba
Graham DeLaet, (No. 14,No. 15/third round/Quail Hollow-PGA Championship) PGA Championship

BEST BIRDIE STREAK:

7, **Kevin Tway**, (No. 16- 4/second round/TPC Deere Run) John Deere Classic

BEST BIRDIE-EAGLE STREAK:

7-under, **Adam Hadwin**, (B-B-E-B-B-B/No. 13/second round/TPC Summerlin) Shriners Hospitals for Children Open

BEST COME-FROM-BEHIND LAST DAY TO WIN:

4 strokes, **Brendan Steele**, Safeway Open
4 strokes, **Justin Thomas**, CIMB Classic
4 strokes, **Hideki Matsuyama**, Waste Management Phoenix Open
4 strokes, **Russell Henley**, Shell Houston Open
4 strokes, **Wesley Bryan**, RBC Heritage
4 strokes, **Jason Dufner**, the Memorial Tournament presented by Nationwide
4 strokes, **Kyle Stanley**, Quicken Loans National
4 strokes, **Bryson DeChambeau**, John Deere Classic

MOST CONSECUTIVE ROUNDS PAR OR BETTER (SEASON):

29, **Bill Haas**

MULTIPLE WINNERS: (6)

5, **Justin Thomas**, CIMB Classic, SBS Tournament of Champions Sony Open in Hawaii, PGA Championship, Dell Technologies Championship
4, **Dustin Johnson**, Genesis Open, World Golf Championships-Mexico Championship, World Golf Championships-Dell Technologies Match Play,THE NORTHERN TRUST
3, **Jordan Spieth**, AT&T Pebble Beach Pro-Am,Travelers Championship,The Open Championship
3, **Hideki Matsuyama**, World Golf Championships-HSBC Champions, Waste Management Phoenix Open, World Golf Championships-Bridgestone Invitational
2, **Xander Schauffele**, The Greenbrier Classic,TOUR Championship
2, **Marc Leishman**, Arnold Palmer Invitational presented by Mastercard, BMW Championship

WIRE-TO-WIRE WINNERS:

Mac Hughes, The RSM Classic
Justin Thomas, Sony Open in Hawaii
Jordan Spieth, Travelers Championship
Marc Leishman, BMW Championship

FIRST-TIME WINNERS (12):

Cody Gribble, Sanderson Farms Championship
Mac Hughes, The RSM Classic
Hudson Swafford, CareerBuilder Challenge
Jon Rahm, Farmers Insurance Open
Adam Hadwin, Valspar Championship
Wesley Bryan, RBC Heritage
Kevin Chappell, Valero Texas Open
Cameron Smith, Zurich Classic of New Orleans
Xander Schauffele, The Greenbrier Classic
Bryson DeChambeau, John Deere Classic
Grayson Murray, Barbasol Championship
Chris Stroud, Barracuda Championship

COURSE RECORDS (NO TIES):

62 (10-under), **Scott Piercy**, first round, Silverado Resort and Spa North, Safeway Open
64 (8-under), **Sung Kang**, second round, Sea Island Resort (Plantation), The RSM Classic
59 (11-under), **Justin Thomas**, first round, Waialae CC, Sony Open in Hawaii
64 (8-under), **Dominic Bozzelli**, first round, Stadium Course, CareerBuilder Challenge
59 (13-under), **Adam Hadwin**, third round, La Quinta CC, CareerBuilder Challenge
63 (8-under), **Jordan Spieth**, third round, Club de Golf Chapultepec, World Golf Championships-Mexico Championship
66 (6-under), **Francesco Molinari**, first round, Eagle Point GC, Wells Fargo Championship
63 (9-under), **Justin Thomas**, third round, Erin Hills, U.S. Open
64 (6-under), **Nick Watney**, fourth round, TPC Potomac at Avenel Farm, Quicken Loans National
62 (8-under), **Branden Grace**, third round, Royal Birkdale GC, The Open Championship
64 (7-under), **Francesco Molinari**, second round, Quail Hollow-PGA Championship, PGA Championship
64 (6-under), **Russell Henley**, first round, Glen Oaks Club, THE NORTHERN TRUST

TOURNAMENT RECORDS (NO TIES):

253 (27-under), **Justin Thomas**, Sony Open in Hawaii
263 (21-under), **Grayson Murray**, Barbasol Championship
258 (22-under), **Henrik Stenson**, Wyndham Championship
261 (23-under), **Marc Leishman**, BMW Championship

2016-17 Statistical Leaders

Driving Distance

	Name	Avg.
1.	Rory McIlroy	317.2
2.	Dustin Johnson	315.0
3.	Brandon Hagy	312.7
T4.	Ryan Brehm	311.5
T4.	Luke List	311.5
6.	Andrew Loupe	311.3
7.	Brooks Koepka	311.1
8.	Justin Thomas	309.7
9.	Trey Mullinax	309.6
T10.	Tony Finau	309.2
T10.	Kevin Tway	309.2
	TOUR AVG.	**292.5**

Driving Accuracy

	Name	Avg.
1.	Ryan Armour	72.73
2.	Jim Furyk	72.07
3.	Boo Weekley	71.67
4.	Chez Reavie	71.40
5.	Brian Stuard	71.32
6.	Francesco Molinari	70.14
7.	William McGirt	69.96
8.	Graeme McDowell	69.87
9.	Zac Blair	69.70
10.	Soren Kjeldsen	69.21
	TOUR AVG.	**60.55**

Greens in Regulation

	Name	Avg.
1.	Martin Flores	70.64
2.	Kyle Stanley	70.39
3.	Paul Casey	70.06
4.	Jordan Spieth	70.01
5.	Ryan Armour	69.96
6.	Lucas Glover	69.94
7.	Cameron Percy	69.91
8.	Sergio Garcia	69.62
T9.	Robert Garrigus	69.52
T9.	Dustin Johnson	69.52
	TOUR AVG.	**64.94**

Strokes Gained - Putting

	Name	Avg.
1.	Michael Thompson	.840
2.	Rickie Fowler	.761
3.	Luke Donald	.704
4.	Graeme McDowell	.576
5.	Brian Harman	.542
6.	Jonas Blixt	.536
7.	Patrick Reed	.511
8.	Mac Hughes	.492
9.	Gonzalo Fernandez-Castaño	.489
10.	Shane Lowry	.488

Putting

	Name	Total
1.	Justin Thomas	1.694
2.	Jordan Spieth	1.711
3.	Jason Day	1.716
T4.	Rickie Fowler	1.721
T4.	Brooks Koepka	1.721
6.	Anirban Lahiri	1.730
7.	Phil Mickelson	1.734
8.	Cameron Smith	1.737
9.	Brian Harman	1.738
10.	Hideki Matsuyama	1.739
	TOUR AVG.	**1.780**

Total Driving

	Name	Holes
1.	Keegan Bradley	69
2.	Kyle Stanley	79
3.	Graham DeLaet	89
4.	Lucas Glover	90
5.	Rickie Fowler	93
6.	Rick Lamb	98
7.	Martin Laird	99
8.	Shane Lowry	100
9.	Francesco Molinari	104
10.	Sergio Garcia	105

Eagles (Holes Per)

	Name	Avg.
1.	Luke List	98.0
2.	Justin Thomas	101.6
3.	Andrew Loupe	104.0
4.	Martin Laird	106.7
5.	Jason Day	108.0
T6.	Miguel Angel Carballo	114.0
T6.	Hideki Matsuyama	114.0
8.	Brandon Hagy	115.5
9.	Tony Finau	117.0
10.	Phil Mickelson	120.0
	TOUR AVG.	**224.7**

Birdies

	Name	Avg.
1.	Jordan Spieth	4.49
2.	Justin Thomas	4.48
3.	Hideki Matsuyama	4.29
4.	Rickie Fowler	4.28
5.	Brooks Koepka	4.20
6.	Jason Day	4.15
7.	Jon Rahm	4.11
8.	Justin Rose	4.09
T9.	Scott Piercy	4.06
T9.	Brandt Snedeker	4.06
	TOUR AVG.	**3.47**

Sand Saves

	Name	Avg.
1.	Rickie Fowler	68.66
2.	Luke Donald	64.44
3.	Rory McIlroy	63.24
4.	Seung-Yul Noh	61.90
5.	Webb Simpson	61.49
6.	Louis Oosthuizen	61.22
7.	Adam Hadwin	61.11
8.	Tim Wilkinson	61.05
9.	Tyrone Van Aswegen	60.78
10.	Gary Woodland	60.68
	TOUR AVG.	**49.89**

Scoring

	Name	Avg.
1.	Jordan Spieth	68.846
2.	Rickie Fowler	69.083
3.	Justin Thomas	69.359
4.	Marc Leishman	69.468
5.	Paul Casey	69.469
6.	Rory McIlroy	69.529
7.	Dustin Johnson	69.549
8.	Jon Rahm	69.561
9.	Sergio Garcia	69.596
10.	Hideki Matsuyama	69.624
	TOUR AVG.	**71.108**

All-Around Ranking

	Name	Pts.
1.	Rickie Fowler	254
2.	Jon Rahm	259
3.	Jordan Spieth	277
4.	Hideki Matsuyama	288
5.	Tony Finau	341
6.	Justin Thomas	346
7.	Xander Schauffele	351
8.	Patrick Cantlay	363
9.	Francesco Molinari	366
T10.	Justin Rose	382
T10.	Kyle Stanley	382

Year-by-Year Statistical Leaders

Driving Distance

1980	Dan Pohl	274.3
1981	Dan Pohl	280.1
1982	Bill Calfee	275.3
1983	John McComish	277.4
1984	Bill Glasson	276.5
1985	Andy Bean	278.2
1986	Davis Love III	285.7
1987	John McComish	283.9
1988	Steve Thomas	284.6
1989	Ed Humenik	280.9
1990	Tom Purtzer	279.6
1991	John Daly	288.9
1992	John Daly	283.4
1993	John Daly	288.9
1994	Davis Love III	283.8
1995	John Daly	289.0
1996	John Daly	288.8
1997	John Daly	302.0
1998	John Daly	299.4
1999	John Daly	305.6
2000	John Daly	301.4
2001	John Daly	306.7
2002	John Daly	306.8
2003	**Hank Kuehne**	**321.4**
2004	Hank Kuehne	314.4
2005	Scott Hend	318.9
2006	Bubba Watson	319.6
2007	Bubba Watson	315.2
2008	Bubba Watson	315.1
2009	Robert Garrigus	312.0
2010	Robert Garrigus	315.5
2011	J.B. Holmes	318.4
2012	Bubba Watson	315.5
2013	Luke List	306.3
2014	Bubba Watson	314.3
2015	Dustin Johnson	317.7
2016	J.B. Holmes	314.5
2017	Rory McIlroy	317.2

Driving Accuracy Pct.

1980	Mike Reid	79.5
1981	Calvin Peete	81.9
1982	**Calvin Peete**	**84.6**
1983	Calvin Peete	81.3
1984	Calvin Peete	77.5
1985	Calvin Peete	80.6
1986	Calvin Peete	81.7
1987	Calvin Peete	83.0
1988	Calvin Peete	82.5
1989	Calvin Peete	82.6
1990	Calvin Peete	83.7
1991	Hale Irwin	78.3
1992	Doug Tewell	82.3
1993	Doug Tewell	82.5
1994	David Edwards	81.6
1995	Fred Funk	81.3
1996	Fred Funk	78.7
1997	Allen Doyle	80.8
1998	Bruce Fleisher	81.4
1999	Fred Funk	80.2
2000	Fred Funk	79.7
2001	Joe Durant	81.1
2002	Fred Funk	81.2
2003	Fred Funk	77.9
2004	Fred Funk	77.2
2005	Jeff Hart	76.0
2006	Joe Durant	78.4
2007	Jose Coceres	75.47
2008	Olin Browne	80.42
2009	Joe Durant	74.09
2010	Omar Uresti	76.08
2011	Joe Durant	75.7
2012	Jerry Kelly	73.0
2013	Jerry Kelly	71.81
2014	David Toms	75.49
2015	Francesco Molinari	76.88
2016	Colt Knost	73.36
2017	Ryan Armour	72.73

Greens In Regulation Pct.

1980	Jack Nicklaus	72.1
1981	Calvin Peete	73.1
1982	Calvin Peete	72.4
1983	Calvin Peete	71.4
1984	Andy Bean	72.1
1985	John Mahaffey	71.9
1986	John Mahaffey	72.0
1987	Gil Morgan	73.3
1988	John Adams	73.9
1989	Bruce Lietzke	72.6
1990	Doug Tewell	70.9
1991	Bruce Lietzke	73.3
1992	Tim Simpson	74.0
1993	Fuzzy Zoeller	73.6
1994	Bill Glasson	73.0
1995	Lennie Clements	72.3
1996	Mark O'Meara	71.783*
1997	Tom Lehman	72.7
1998	Hal Sutton	71.3
1999	Tiger Woods	71.4
2000	**Tiger Woods**	**75.2**
2001	Tom Lehman	74.5
2002	Tiger Woods	74.0
2003	Joe Durant	72.9
2004	Joe Durant	73.3
2005	Sergio Garcia	71.8
2006	Tiger Woods	74.1
2007	Tiger Woods	71.02
2008	Joe Durant	71.10
2009	John Senden	70.89
2010	John Senden	72.49
2011	Boo Weekley	71.7
2012	Justin Rose	70.3
2013	Henrik Stenson	71.96
2014	Chad Campbell	72.43
2015	Henrik Stenson	73.52
2016	Lucas Glover	71.63
2017	Martin Flores	70.64

Putting Average

1980	Jerry Pate	28.81
1981	Alan Tapie	28.70
1982	Ben Crenshaw	28.65
1983	Morris Hatalsky	27.96
1984	Gary McCord	28.57
1985	Craig Stadler	28.627*
1986	Greg Norman	1.736
1987	Ben Crenshaw	1.743
1988	Don Pooley	1.729
1989	Steve Jones	1.734
1990	Larry Rinker	1.7467*
1991	Jay Don Blake	1.7326*
1992	Mark O'Meara	1.731
1993	David Frost	1.739
1994	Loren Roberts	1.737
1995	Jim Furyk	1.708
1996	Brad Faxon	1.709
1997	Don Pooley	1.718
1998	Rick Fehr	1.722
1999	Brad Faxon	1.723
2000	Brad Faxon	1.704
2001	David Frost	1.708
2002	**Bob Heintz**	**1.682**
2003	John Huston	1.713
2004	Stewart Cink	1.723
2005	Arjun Atwal	1.710
2006	Daniel Chopra	1.712
2007	Tim Clark	1.727
2008	Bob Tway	1.718
2009	Steve Stricker	1.726
2010	Brandt Snedeker	1.710
2011	Luke Donald	1.700
2012	Jonas Blixt	1.718
2013	Phil Mickelson	1.718
2014	Rory McIlroy	1.708
2015	Jordan Spieth	1.699
2016	Dustin Johnson	1.7103*
2017	Justin Thomas	1.694

Total Driving

1991	Bruce Lietzke	42
1992	Bruce Lietzke	50
1993	Greg Norman	41
1994	Nick Price	43
1995	**Nick Price**	**40**
1996	David Duval	47
1997	Joe Durant	67
1998	Hal Sutton	62
1999	Tiger Woods	52
2000	Tiger Woods	56
2001	Sergio Garcia	46
2002	Charles Howell III	70
2003	Mike Heinen	51
2004	Jeff Brehaut	79
2005	David Hearn	72
2006	Scott Gutschewski	81
2007	Charles Warren	59
2008	Jason Gore	56
2009	Jonathan Byrd	92
2010	Charles Warren	70
2011	John Merrick	66
2012	Boo Weekley	74
2013	Graham DeLaet	53
2014	Lucas Glover	74
2015	Henrik Stenson	55
2016	Keegan Bradley	64
2017	Keegan Bradley	69

* = carried a decimal farther to determine winner; # = changed to frequency; + = changed to average per round; **Category records are boldfaced**

Year-by-Year Statistical Leaders (cont.)

Eagles (Holes Per)

1980	Dave Eichelberger	16
1981	Bruce Lietzke	12
1982	Tom Weiskopf	10
	J.C. Snead	10
	Andy Bean	10
1983	Chip Beck	15
1984	Gary Hallberg	15
1985	Larry Rinker	14
1986	Joey Sindelar	16
1987	Phil Blackmar	20
1988	Ken Green	21
1989	Lon Hinkle	14
	Duffy Waldorf	14
1990	Paul Azinger	14
1991	Andy Bean	15
	John Huston	15
1992	Dan Forsman	18
1993	Davis Love III	15
1994	Davis Love III	18
1995	Kelly Gibson	16
1996	Tom Watson	97.2#
1997	Tiger Woods	104.1
1998	Davis Love III	83.3
1999	Vijay Singh	104.8
2000	Tiger Woods	72.0
2001	Phil Mickelson	73.8
2002	John Daly	78.4
2003	Tiger Woods	76.5
2004	Nick Price	90.0
2005	**Brenden Pappas**	**70.6**
2006	J.B. Holmes	72.9
2007	Chris Tidland	88.5
2008	Chad Campbell	105.8
2009	Bubba Watson	77.3
2010	Dustin Johnson	92.3
2011	Sung Kang	75.6
2012	Bubba Watson	91.4
2013	Dustin Johnson	105.0
2014	Matt Jones	93.4
2015	Brooks Koepka	72.9
2016	Jason Day	88.7
2017	Luke List	98

Birdie Average

1980	Andy Bean	388
1981	Vance Heafner	388
1982	Andy Bean	392
1983	Hal Sutton	399
1984	Mark O'Meara	419
1985	Joey Sindelar	411
1986	Joey Sindelar	415
1987	Dan Forsman	409
1988	Dan Forsman	465
1989	Ted Schulz	415
1990	Mike Donald	401
1991	Scott Hoch	446
1992	Jeff Sluman	417
1993	John Huston	426
1994	Brad Bryant	397
1995	Steve Lowery	410
1996	Fred Couples	4.20+
1997	Tiger Woods	4.25
1998	David Duval	4.29
1999	Tiger Woods	4.46
2000	**Tiger Woods**	**4.92**
2001	Phil Mickelson	4.54
2002	Tiger Woods	4.47
2003	Vijay Singh	4.41
2004	Vijay Singh	4.40
2005	Tiger Woods	4.57
2006	Tiger Woods	4.65
2007	Tiger Woods	4.03
2008	Ryan Palmer	4.16
2009	Tiger Woods	4.15
2010	Tom Gillis	4.06
2011	Steve Stricker	4.28
2012	Rory McIlroy	4.20
2013	Phil Mickelson	4.22
2014	Rory McIlory	4.58
2015	Jason Day	4.71
2016	Dustin Johnson	4.45
2017	Jordan Spieth	4.49

Sand Save Pct.

1980	Bob Eastwood	65.42
1981	Tom Watson	60.14
1982	Isao Aoki	60.19
1983	Isao Aoki	62.31
1984	Peter Oosterhuis	64.71
1985	Tom Purtzer	60.78
1986	Paul Azinger	63.76
1987	Paul Azinger	63.16
1988	Greg Powers	63.54
1989	Mike Sullivan	66.01
1990	Paul Azinger	67.22
1991	Ben Crenshaw	64.91
1992	Mitch Adcock	66.94
1993	Ken Green	64.36
1994	Corey Pavin	65.35
1995	Billy Mayfair	68.60
1996	Gary Rusnak	64.03
1997	Bob Estes	70.27
1998	**Keith Fergus**	**71.01**
1999	Jeff Sluman	67.27
2000	Fred Couples	66.99
2001	Franklin Langham	68.93
2002	Jóse María Olazábal	64.89
2003	Stuart Appleby	62.12
2004	Dan Forsman	62.32
2005	Pat Perez	62.96
2006	Luke Donald	63.64
2007	Tim Clark	68.10
2008	Dudley Hart	63.71
2009	Luke Donald	64.43
2010	Luke Donald	66.39
2011	Brian Gay	63.40
2012	Jonas Blixt	65.44
2013	K.J. Choi	67.18
2014	Bill Haas	62.15
2015	Kevin Na	63.19
2016	Sean O'Hair	62.42
2017	Rickie Fowler	68.66

Scoring Average

1980	Lee Trevino	69.73
1981	Tom Kite	69.80
1982	Tom Kite	70.21
1983	Raymond Floyd	70.61
1984	Calvin Peete	70.56
1985	Don Pooley	70.36
1986	Scott Hoch	70.08
1987	David Frost	70.09
1988	Greg Norman	69.38
1989	Payne Stewart	69.485*
1990	Greg Norman	69.10
1991	Fred Couples	69.59
1992	Fred Couples	69.38
1993	Greg Norman	68.90
1994	Greg Norman	68.81
1995	Greg Norman	69.06
1996	Tom Lehman	69.32
1997	Nick Price	68.98
1998	David Duval	69.13
1999	Tiger Woods	68.43
2000	**Tiger Woods**	**67.79**
2001	Tiger Woods	68.81
2002	Tiger Woods	68.56
2003	Tiger Woods	68.41
2004	Vijay Singh	68.84
2005	Tiger Woods	68.66
2006	Tiger Woods	68.11
2007	**Tiger Woods**	**67.79**
2008	Sergio Garcia	69.12
2009	Tiger Woods	68.05
2010	Matt Kuchar	69.61
2011	Luke Donald	68.86
2012	Rory McIlroy	68.87
2013	Steve Stricker	68.94
2014	Rory McIlroy	68.83
2015	Jordan Spieth	68.91
2016	Dustin Johnson	69.17
2017	Jordan Spieth	68.85

All-Around

1987	Dan Pohl	170
1988	Payne Stewart	170
1989	Paul Azinger	250
1990	Paul Azinger	162
1991	Scott Hoch	283
1992	Fred Couples	256
1993	Gil Morgan	252
1994	Bob Estes	227
1995	Justin Leonard	323
1996	Fred Couples	215
1997	Bill Glasson	282
1998	John Huston	151
1999	Tiger Woods	120
2000	**Tiger Woods**	**113**
2001	Phil Mickelson	174
2002	Phil Mickelson	259
2003	Tiger Woods	206
2004	Geoff Ogilvy	268
2005	Tiger Woods	266
2006	Tiger Woods	212
2007	Tiger Woods	240
2008	Pat Perez	323
2009	Tiger Woods	158
2010	Matt Kuchar	270
2011	Webb Simpson	239
2012	Keegan Bradley	253
2013	Tiger Woods	188
2014	Adam Scott	189
2015	Jason Day	192
2016	Jason Day	262
	Rory McIlroy	262
2017	Rickie Fowler	254

Strokes Gained - Putting

2004	Adam Scott	.909
2005	Ben Crane	.922
2006	Ben Crane	1.037
2007	Jesper Parnevik	.970
2008	Corey Pavin	.975
2009	Luke Donald	.933
2010	Luke Donald	.871
2011	Luke Donald	.844
2012	Brandt Snedeker	.860
2013	Greg Chalmers	.854
2014	Graeme McDowell	.886
2015	Aaron Baddeley	.717
2016	**Jason Day**	**1.130**
2017	Michael Thompson	.840

* = carried a decimal farther to determine winner; # = changed to frequency; + = changed to average per round; **Category records are boldfaced**

2016-17 Scoring Average by Event

The scoring average, by round, for the field of stroke-play events during the course of the 2016-17 season, with cumulative average.

Tournament	Round 1	Round 2	Round 3	Round 4	Total
Safeway Open	71.063	71.125	71.043	69.514	70.827
CIMB Classic	70.397	70.321	69.603	70.872	70.298
Sanderson Farms Championship	70.500	71.424	70.882	71.566	71.058
World Golf Championships-HSBC Champions	71.974	72.551	71.244	71.846	71.904
Shriners Hospitals for Children Open	69.741	69.698	69.459	69.419	69.623
OHL Classic at Mayakoba	70.277	69.623	**68.181**	69.806	69.609
The RSM Classic	68.679	69.263	69.613	69.643	69.184
SBS Tournament of Champions	70.344	70.094	69.938	71.125	70.375
Sony Open in Hawaii	**68.250**	**68.368**	68.305	68.315	**68.309**
CareerBuilder Challenge	70.635	70.423	71.051	71.299	70.787
Farmers Insurance Open	72.186	72.916	71.620	71.767	72.268
Waste Management Phoenix Open	70.939	70.115	69.200	70.013	70.192
AT&T Pebble Beach Pro-Am	73.335	70.896	71.641	70.662	71.801
Genesis Open	70.993	71.616	70.465	70.423	71.012
The Honda Classic	70.331	70.612	69.614	71.843	70.556
World Golf Championships-Mexico Championship	71.645	70.842	70.579	71.132	71.049
Valspar Championship	71.444	71.613	72.014	70.942	71.512
Arnold Palmer Invitational presented by Mastercard	73.708	72.568	71.833	73.111	72.890
Puerto Rico Open	70.470	70.336	70.407	69.394	70.231
Shell Houston Open	71.257	72.725	73.444	70.271	71.982
Masters Tournament	74.978	74.742	72.491	71.868	73.887
RBC Heritage	70.326	70.893	70.405	71.189	70.676
Valero Texas Open	71.858	72.968	74.342	73.158	72.853
Wells Fargo Championship	72.763	73.414	72.228	72.378	72.824
THE PLAYERS Championship	72.819	73.182	74.037	73.606	73.291
AT&T Byron Nelson	71.923	70.429	69.162	70.959	70.817
DEAN & DELUCA Invitational	71.570	71.737	71.000	69.653	71.154
the Memorial Tournament presented by Nationwide	73.319	72.319	71.553	73.974	72.797
FedEx St. Jude Classic	71.237	69.961	70.686	70.676	70.630
U.S. Open	73.385	73.226	72.015	73.926	73.204
Travelers Championship	70.045	70.824	70.329	69.081	70.199
Quicken Loans National	71.203	72.353	71.473	70.446	71.458
The Greenbrier Classic	69.923	70.020	70.135	69.135	69.861
John Deere Classic	70.716	69.771	68.185	69.411	69.753
Barbasol Championship	70.402	68.992	68.916	**68.239**	69.295
The Open Championship	71.923	74.026	69.026	70.130	71.852
RBC Canadian Open	70.115	70.877	69.711	70.526	70.371
World Golf Championships-Bridgestone Invitational	71.092	71.013	70.461	69.421	70.497
PGA Championship	74.737	73.601	72.200	71.827	73.468
Wyndham Championship	68.558	68.934	69.235	68.622	68.813
THE NORTHERN TRUST	70.825	71.176	70.314	71.657	70.995
Dell Technologies Championship	71.916	70.149	70.924	70.025	70.781
BMW Championship	68.855	69.072	69.420	69.116	69.116
TOUR Championship	69.233	68.867	69.600	69.833	69.383

2016-17 Player Performance Chart (1-25)

LEGEND

- Did not play
- T7 — Final position
- P1 P2 — Involved in playoff
- DQ — Disqualified
- CUT — Missed cut
- WD — Withdrew
- DNS — Did not start

	1. Justin Thomas	2. Jordan Spieth	3. Xander Schauffele	4. Dustin Johnson	5. Jon Rahm	6. Marc Leishman	7. Rickie Fowler	8. Hideki Matsuyama	9. Justin Rose	10. Brooks Koepka	11. Paul Casey	12. Kevin Kisner	13. Russell Henley	14. Matt Kuchar	15. Pat Perez	16. Daniel Berger	17. Webb Simpson	18. Jason Day	19. Tony Finau	20. Charley Hoffman	21. Sergio Garcia	22. Patrick Reed	23. Jhonattan Vegas	24. Kyle Stanley	25. Brian Harman
Safeway Open	T8		T60		T15						T3		CUT	CUT			CUT		T26	CUT			CUT	T22	CUT
CIMB Classic	1					5		2			T21	T26			T33	T51			T33		T17	T51	T45		T33
Sanderson Farms Championship			T5										T14												
WGC-HSBC Champions	T23			T35			T6	1		T40	T12	T70		T21		T2					T9	T60	T45		
Shriners Hospitals for Children Open			T36		T15					2			T24		T7		T31		T41	CUT				T7	T15
OHL Classic at Mayakoba			T60		T50	T24									1		T24		CUT	CUT			T10	CUT	T55
The RSM Classic			CUT									CUT	T10	CUT			T36							T21	CUT
SBS Tournament of Champions	1	T3		T6				2							T3	T14		T12	T9	T17		T6	T30		
Sony Open in Hawaii	1	3	CUT			T20		T27	2		CUT	T4	T13		T69	T45	T13		T20					T36	T20
CareerBuilder Challenge			CUT		T34						T58	T25	CUT				T66			CUT		T12	T34		T3
Farmers Insurance Open			CUT	CUT	1	T20	CUT	T33	T4	CUT	T28				T4	CUT		CUT	T4	T54			T28	T14	T9
Waste Management Phoenix Open	CUT	T9			T16	T24	T4	P1		T42			T16	T9	WD	T7	P2		CUT	T24		T68		T36	T24
AT&T Pebble Beach Pro-Am		1	T66	3	T5				T39			T10		CUT	T14		CUT	T5	T23	CUT		T23			
Genesis Open	T39	T22		1		CUT		CUT	T4	CUT	T39			T22	T28		T39	T64	CUT	T4	T49	T59	T15	T39	CUT
The Honda Classic	CUT		CUT			T27	1			CUT	T11	T48	T43			CUT					T14		T4	CUT	T48
WGC-Mexico Championship	T5	T12		1	T3		T16	T25	T38	T48	T16	11		T20	T38	T16		DNS			T12	T61	T38		
Valspar Championship	CUT												T9	T22		CUT	T41		5	CUT		T38		T27	CUT
Arnold Palmer Invitational						1	12	T45	T13	CUT	T41	T2	T45		T17		CUT	T23	T28	T2				T17	T13
Puerto Rico Open			T30																						
WGC-Dell Technologies Match Play	T39	T30		1	2	T9		T51		T9	T9	T17		T30	T17	T39	T58	58			T30	T51	T17		
Shell Houston Open		CUT			T10		T3		T15				1	CUT		5			T34	T23		CUT	T15	T8	CUT
Masters Tournament	T22	T11			T27	T43	T11	T11	P2	T11	6	T43	T11	T4	T18	T27	CUT	T22		T22	P1	CUT	CUT		
RBC Heritage						T44						T11	T26	T11	T70		T11			CUT				T59	T9
Valero Texas Open			CUT							2				T40					T3	T40		CUT	T34		
Zurich Classic of New Orleans	T5	4	T11				CUT	T32	CUT	T5		P2	CUT			CUT		CUT	CUT	T5		T14	CUT	T29	T14
Wells Fargo Championship			T24	T2	4						T12	CUT			T2	T36	CUT					T12			1
THE PLAYERS Championship	T75	CUT		T12	T72	CUT	T60	T22	T65	T16	T22	T56	T35	82	T22	T65	T16	T60	CUT	T30	T30	T22	CUT	T4	T53
AT&T Byron Nelson		CUT	CUT	T13		T13				T50			CUT	T9				P2	T13	T40	T20	T20	T35		
DEAN & DELUCA Invitational		T2	T48		T2	T34					T10	1		T12	CUT		5		T29	T24	T12		CUT	CUT	T7
the Memorial Tournament	T4	T13		CUT	CUT	T15	T2	T45		T31		T6		T4	T19		T67	T15	T40	T45		T57		T6	CUT
FedEx St. Jude Classic			T52				CUT			T37			CUT			1								T27	
U.S. Open	T9	T35	T5	CUT	CUT	T27	T5	T2	CUT	1	26	T58	T27	T16	CUT	CUT	T35	CUT		8	T21	T13	CUT		T2
Travelers Championship	CUT	P1	T14			T17					T5					P2	T8	CUT	T17	T3		T5	CUT	T57	T35
Quicken Loans National	CUT		T35			T5	T3						T46						T29			T17	CUT	P1	
The Greenbrier Classic			1									CUT	T5				T14		T7			T20			
John Deere Classic												T44				T5				T39				T55	T10
Barbasol Championship																									
The Open Championship	CUT	1	T20	T54	T44	T6	T22	T14	T54	T6	T11	T54	T37	2	CUT	T27	T37	T27	T27	T20	T37	CUT	CUT	CUT	CUT
RBC Canadian Open				T8										T32					T5	P2			P1		
Barracuda Championship																									
WGC-Bridgestone Invitational	T28	T13	T13	T17	T28	T41	9	1	T63	T17	T5	T28	T66	T17	69	T17		T24		3	T39	T36	T17	T41	T50
PGA Championship	1	T28	CUT	T13	T58	T13	T5	T5	CUT	T13	T13	T7	T71	T9	T28	CUT	T33	T9	T44	T48	CUT	T2	CUT	CUT	T13
Wyndham Championship												T42					3							CUT	
THE NORTHERN TRUST	T6	P2	T17	P1	T3	CUT	T20	CUT	T10	T49	5	T54	T25	T10	T34	33	T6	T6	T54	T17		T20	T3	T25	CUT
Dell Technologies Championship	1	2	T53	T18	T4	3	T13	T23	T10	T18	T4	T53	T40	T56	T6	T61	T75	T25	T65	T47	T35	T6	T65	T25	T65
BMW Championship	T47	T7	T20	T33	T5	1	T2	T47	T2	T12	T33	T67	T47	T5	T12	T33	T9	4	T7	T27	T12	65	T63	T47	T40
TOUR Championship	2	T7	1	T17	T7	T24	T26	T26	T10	6	5	T3	T3	T10	16	15	T13	T17	T7	T28	T10	T13	30	T20	T24

2016-17 Player Performance Chart (26-50)

LEGEND

- Did not play
- T7 — Final position
- P1 P2 — Involved in playoff
- DQ — Disqualified
- CUT — Missed cut
- WD — Withdrew
- DNS — Did not start

	26. Adam Hadwin	27. Kevin Chappell	28. Gary Woodland	29. Patrick Cantlay	30. Jason Dufner	31. Louis Oosthuizen	32. Henrik Stenson	33. Brendan Steele	34. Phil Mickelson	35. Bill Haas	36. Mac Hughes	37. Francesco Molinari	38. Hudson Swafford	39. Chez Reavie	40. Charles Howell III	41. Wesley Bryan	42. Billy Horschel	43. Lucas Glover	44. Charl Schwartzel	45. Kevin Na	46. Cameron Smith	47. Keegan Bradley	48. Zach Johnson	49. Bryson DeChambeau	50. Luke List
Safeway Open	CUT							1	T8	T20	T13		T62	T22	CUT	T55		CUT		7	T35	T22		CUT	T26
CIMB Classic	T21	T45	T56					T26					T29	T60	T39					T29		6			
Sanderson Farms Championship											T26							T5			T11				T2
WGC-HSBC Champions		T35	T47			T45	T2			T4		T6							T30	T54					
Shriners Hospitals for Children Open	T27							T31			T68	T4		T24	T15	T41	T41	3		CUT	T10	T7		T36	T15
OHL Classic at Mayakoba	T10		2								CUT		T46	T4	T7	T42	CUT				T42	T15		T66	T7
The RSM Classic		CUT								T13	P1		T36		T13	CUT	P2	T36					CUT	CUT	T13
SBS Tournament of Champions					21			T6			T25								DNS						
Sony Open in Hawaii			T6		CUT					T13	T27		T13	T8	T8	CUT	68			T36	T27	CUT	T6	T49	T13
CareerBuilder Challenge	2				T25			T6	T21	T17		T12	1	T12	T12	CUT		T41		T70	CUT	T25	CUT	CUT	T41
Farmers Insurance Open	T49	CUT	T20			T41		T20	T14		T54	T14	CUT		T2	CUT	T64	T33			T33	T4		CUT	CUT
Waste Management Phoenix Open	T12	75	CUT			3		T16	T16		CUT			CUT		T42	T24	T36		T16	T42	CUT	T12		CUT
AT&T Pebble Beach Pro-Am	T39	T48	T5	T48					65		T10			CUT							CUT			CUT	
Genesis Open	T34	CUT						T39	T34	T11	CUT	CUT	CUT	CUT	T15	T4	CUT		CUT	T4	T28	T34		WD	CUT
The Honda Classic			T2		T14	T21		T14			T66	T14	CUT		T52	T4	T4	T21				CUT	T27	CUT	T52
WGC-Mexico Championship		T55	T38		T23	T48	WD	T48	T7	T32	T32	T20							T38	T52			T58		
Valspar Championship	1		T58	2	T11		T7			T41			T38	T27	T49	T7	CUT	T18	6	CUT	T49	T58		T27	T27
Arnold Palmer Invitational	6	T49				T28	CUT				CUT	T7	T10	CUT	T56	69	T13	T7	T45	CUT	T34	T34	T66		T17
Puerto Rico Open																T62								T2	T37
WGC-Dell Technologies Match Play		T39	39		T51	T17		T30	T5	3		58			T9				T17	T9			T9		
Shell Houston Open		T44		T39	T12		CUT		T55		T23		6	CUT	T39		T55	CUT			CUT	T15		T44	T3
Masters Tournament	T36	T7	CUT		T33	T41	CUT	T27	T22	T36	CUT	T33	CUT						3	CUT			CUT		
RBC Heritage	T22			T3	T11					CUT		T22		CUT	T56	1	CUT	T32		T39	T29	T44		CUT	CUT
Valero Texas Open	T72	1						T62			CUT						CUT				T6	CUT	CUT	CUT	CUT
Zurich Classic of New Orleans		CUT	CUT	T14	T5	T24	CUT	CUT			CUT		T32	T39		T29	CUT	T39			P1	CUT		CUT	
Wells Fargo Championship									T18	CUT	T31	T24	T49	T42		CUT		T52		CUT			T18	CUT	T52
THE PLAYERS Championship	T30	T35	T75	T22	T60	T2	T16	T6	T41	CUT	T16	T6	CUT	T56		CUT	CUT	T6	CUT	WD	CUT	T60	T48		CUT
AT&T Byron Nelson			T40		T13	T18							CUT	CUT			P1		WD			T27		CUT	
DEAN & DELUCA Invitational	T53				CUT				T29	T12	CUT			T48		T48	T34	CUT			CUT		T63	CUT	CUT
the Memorial Tournament	CUT	T52	T49	T35	1			T57	T22	T25	T45		CUT				CUT	T45	T35		T65	CUT	T40		CUT
FedEx St. Jude Classic		T4							9			T24	CUT	T4			T4		T2					CUT	T18
U.S. Open	T60	T23	T50		CUT	T23	CUT	T13		T5		CUT		T16		CUT	CUT	CUT	CUT	T32		T60	T27	CUT	
Travelers Championship	T57							T14			T17		T66	T43		74		CUT		T57		T8	CUT	T26	
Quicken Loans National	CUT	CUT						CUT		T13	T51		T51		P2	T46	T26	T43		T22		T5		T17	CUT
The Greenbrier Classic			57						T20	T37	T20		T58		T45							T50		T14	CUT
John Deere Classic														T39	T19	T3		T25		CUT			T5	1	T68
Barbasol Championship																									
The Open Championship	CUT	CUT	T70		T14	CUT	T11	CUT	CUT	CUT		CUT			CUT	CUT	CUT		T62	T44	CUT		T14	CUT	
RBC Canadian Open	CUT	T8	4	T48							T32		T32	T23							CUT	T14			T30
Barracuda Championship																									T29
WGC-Bridgestone Invitational	T5	T13	T63		T50	T50	T17	T24	T39	T36	T66	T24	T10			T44	T74		T24				2	T60	
PGA Championship	CUT	T33	T22	T33	T58	T2	T13	CUT	CUT	T54	CUT	T2	CUT	T22	T73	CUT	T48	T33	T48	CUT	CUT	T33	T48	T33	CUT
Wyndham Championship					T14		1			T75				T37			T60	T28		T4	T7	T42			
THE NORTHERN TRUST	CUT	T6	CUT	T10	T20	T10	T17	CUT	T54	CUT	T62	CUT	T43	T10	T62	T54	CUT	T40	T29	T29	CUT	T43	CUT	CUT	T34
Dell Technologies Championship	T13	T35	T18	T13	T69	T30		T56	T6	T10	T13	T61	T13	T61	CUT	T69	CUT	T30	T25	T6	CUT	T35	T56	T30	T47
BMW Championship	T40	T12	T27	T9	T58	T63	T51	T44	T20	T53	T44	T12	T40	T12	T67	69	62	T12	T27	T53	T12	T27	T20	T33	T20
TOUR Championship	23	T28	19	T20	T20																				

Toughest Holes on the 2016-17 PGA TOUR

RANK	GOLF COURSE	HOLE #	PAR	AVG. SCORE	AVG. OVER PAR	EAGLES	BIRDIES	PARS	BOGEYS	DOUBLE BOGEYS	TRIPLE BOGEY+	TOURNAMENT NAME
1.	TPC Potomac at Avenel Farm	11	4	4.521	.521		23	189	132	27	11	Quicken Loans National
2.	TPC Sawgrass	18	4	4.486	.486		37	226	120	45	12	THE PLAYERS Championship
3.	Augusta National GC	01	4	4.462	.462		18	152	99	16	7	Masters Tournament
4.	Glen Oaks Club	01	4	4.454	.454		11	196	161	11		THE NORTHERN TRUST
5.	Torrey Pines GC (South)	12	4	4.435	.435		12	167	113	15	1	Farmers Insurance Open
6.	Royal Birkdale GC	06	4	4.427	.427		26	245	173	17	5	The Open Championship
7.	Quail Hollow-PGA Championship	18	4	4.414	.414		30	255	135	33	6	PGA Championship
8.	Quail Hollow-PGA Championship	01	4	4.388	.388		27	240	179	13		PGA Championship
9.	Augusta National GC	11	4	4.373	.373		14	170	96	11	1	Masters Tournament
10.	Muirfield Village GC	16	3	3.367	.367		26	228	107	25	4	the Memorial Tournament
11.	Quail Hollow-PGA Championship	16	4	4.362	.362		25	275	130	26	3	PGA Championship
12.	Club de Golf Chapultepec	08	4	4.359	.359		24	163	104	10	3	WGC-Mexico Championship
13.	Quail Hollow-PGA Championship	12	4	4.346	.346	1	41	243	146	28		PGA Championship
14.	TPC Boston	12	4	4.343	.343		24	196	111	16		Dell Technologies Championship
15.	Torrey Pines (North)	02	4	4.342	.342		5	94	54	2		Farmers Insurance Open
T16.	TPC Four Seasons Resort	03	4	4.337	.337		42	260	120	37	1	AT&T Byron Nelson
T16.	Royal Birkdale GC	13	4	4.337	.337		35	271	132	25	3	The Open Championship
18.	TPC Sawgrass	14	4	4.332	.332		28	267	122	19	4	THE PLAYERS Championship
19.	TPC San Antonio - AT&T Oaks	04	4	4.331	.331	1	39	260	137	20	5	Valero Texas Open
20.	Spyglass Hill GC	13	4	4.320	.320		9	92	46	6		AT&T Pebble Beach Pro-Am
21.	Monterey Peninsula CC	01	4	4.318	.318		15	83	49	6	1	AT&T Pebble Beach Pro-Am
22.	East Lake GC	14	4	4.317	.317		6	73	38	3		TOUR Championship
23.	TPC Sawgrass	08	3	3.314	.314		24	265	142	7	2	THE PLAYERS Championship
24.	Torrey Pines GC (South)	15	4	4.312	.312		21	180	97	10		Farmers Insurance Open
T25.	Sheshan International GC	01	4	4.311	.311		16	192	95	9		WGC-HSBC Champions
T25.	GC of Houston	18	4	4.311	.311		23	289	98	22	5	Shell Houston Open
27.	Spyglass Hill GC	05	3	3.307	.307		13	89	44	5	2	AT&T Pebble Beach Pro-Am
28.	Pebble Beach GL	09	4	4.305	.305		21	123	65	10	1	AT&T Pebble Beach Pro-Am
29.	Monterey Peninsula CC	07	3	3.299	.299		8	98	42	6		AT&T Pebble Beach Pro-Am
30.	Colonial CC	05	4	4.298	.298		35	221	108	17	2	DEAN & DELUCA Invitational
31.	Quail Hollow-PGA Championship	17	3	3.288	.288		33	295	100	28	3	PGA Championship
32.	Erin Hills	03	4	4.286	.286		23	287	125	10	2	U.S. Open
33.	Bay Hill Club & Lodge	18	4	4.283	.283		48	215	91	21	7	Arnold Palmer Invitational
34.	Muirfield Village GC	18	4	4.279	.279	1	50	208	103	26	2	the Memorial Tournament
35.	Quail Hollow-PGA Championship	09	4	4.277	.277		31	281	137	9	1	PGA Championship
36.	Nicklaus Tournament Course	08	3	3.276	.276		21	86	34	15		CareerBuilder Challenge
T37.	TPC Summerlin	03	4	4.274	.274		41	252	120	12	5	Shriners Hospitals for Children Open
T37.	Augusta National GC	18	4	4.274	.274		37	156	83	14	2	Masters Tournament
39.	Quail Hollow-PGA Championship	03	4	4.272	.272		35	277	135	11	1	PGA Championship
40.	Spyglass Hill GC	06	4	4.268	.268	1	10	95	42	4	1	AT&T Pebble Beach Pro-Am
41.	TPC San Antonio - AT&T Oaks	01	4	4.266	.266		46	271	126	14	5	Valero Texas Open
42.	East Lake GC	01	4	4.258	.258		8	77	31	4		TOUR Championship
43.	PGA National (Champion)	06	4	4.257	.257		48	239	113	20	1	The Honda Classic
44.	TPC Boston	14	4	4.256	.256		27	226	77	13	4	Dell Technologies Championship
45.	Pebble Beach GL	10	4	4.255	.255		20	135	55	9	1	AT&T Pebble Beach Pro-Am
46.	Muirfield Village GC	12	3	3.254	.254		59	211	90	25	5	the Memorial Tournament
47.	TPC San Antonio - AT&T Oaks	09	4	4.253	.253		40	290	111	17	4	Valero Texas Open
48.	Riviera CC	12	4	4.252	.252	1	40	251	118	12	2	Genesis Open
T49.	Bay Hill Club & Lodge	01	4	4.251	.251		37	223	115	4	3	Arnold Palmer Invitational
T49.	Erin Hills	04	4	4.251	.251		50	263	110	20	4	U.S. Open

Toughest Courses on the 2016-17 PGA TOUR

RANK	GOLF COURSE	PAR	YARDS	AVG. SCORE	AVG. OVER PAR	EAGLES	BIRDIES	PARS	BOGEYS	DOUBLE BOGEYS	TRIPLE BOGEY+	TOURNAMENT NAME
1.	Quail Hollow-PGA Championship	71	7600	73.468	+2.468	40	1241	4822	1890	245	24	PGA Championship
2.	Augusta National GC	72	7435	73.887	+1.887	23	843	3113	1141	114	22	Masters Tournament
3.	Royal Birkdale GC	70	7156	71.852	+1.852	36	1169	5350	1605	191	37	The Open Championship
4.	TPC Potomac at Avenel Farm	70	7107	71.458	+1.458	26	1131	4255	1239	184	41	Quicken Loans National
5.	TPC Sawgrass	72	7189	73.291	+1.291	38	1429	4750	1410	238	55	THE PLAYERS Championship
6.	Erin Hills	72	7741	73.204	+1.204	25	1363	4953	1493	182	30	U.S. Open
7.	Colonial CC	70	7209	71.154	+1.154	5	1134	4361	1224	152	18	DEAN & DELUCA Invitational
8.	Glen Oaks Club	70	7346	70.995	+0.995	8	1099	4372	1206	127	10	THE NORTHERN TRUST
9.	Bay Hill Club & Lodge	72	7419	72.890	+0.890	37	1220	4212	1228	145	34	Arnold Palmer Invitational
10.	TPC San Antonio - AT&T Oaks	72	7435	72.853	+0.853	24	1460	5182	1441	176	33	Valero Texas Open
11.	Eagle Point Golf Club	72	7396	72.824	+0.824	12	1315	5398	1439	122	12	Wells Fargo Championship
12.	TPC Four Seasons Resort	70	7166	70.817	+0.817	32	1430	5159	1475	162	22	AT&T Byron Nelson
13.	Muirfield Village GC	72	7392	72.797	+0.797	35	1408	4056	1287	206	28	the Memorial Tournament
14.	Torrey Pines GC (South)	72	7698	72.766	+0.766	25	962	3433	1014	99	11	Farmers Insurance Open
15.	TPC Southwind	70	7244	70.630	+0.630	26	1451	5379	1331	200	19	FedEx St. Jude Classic
16.	PGA National (Champion)	70	7140	70.556	+0.556	35	1361	4754	1221	183	24	The Honda Classic
17.	Innisbrook Resort (Copperhead)	71	7340	71.512	+0.512	17	1256	4986	1246	122	5	Valspar Championship
18.	Firestone CC (South)	70	7400	70.497	+0.497	13	949	3474	951	80	5	WGC-Bridgestone Invitational
19.	Monterey Peninsula CC	71	6958	71.260	+0.260	25	503	1719	462	58	5	AT&T Pebble Beach Pro-Am
20.	Spyglass Hill GC	72	6953	72.203	+0.203	10	496	1758	440	43	7	AT&T Pebble Beach Pro-Am
21.	TPC River Highlands	70	6841	70.199	+0.199	31	1527	5371	1327	155	13	Travelers Championship
22.	Club de Golf Chapultepec	71	7330	71.049	+0.049	34	1084	3332	894	113	15	WGC-Mexico Championship
23.	Riviera CC	71	7322	71.012	+0.012	49	1357	4887	1232	94	13	Genesis Open
24.	GC of Houston	72	7441	71.982	-0.018	14	1461	5134	1076	150	31	Shell Houston Open
25.	Sheshan International GC	72	7261	71.904	-0.096	20	1128	3485	848	118	17	WGC-HSBC Champions
26.	Pebble Beach GL	72	6816	71.900	-0.100	14	752	2529	586	67	12	AT&T Pebble Beach Pro-Am
27.	The Old White TPC	70	7286	69.861	-0.139	21	1473	5374	1177	110	17	The Greenbrier Classic
28.	TPC Boston	71	7342	70.781	-0.219	31	1221	3925	945	112	12	Dell Technologies Championship
29.	Harbour Town GL	71	7099	70.676	-0.324	27	1371	4862	995	134	9	RBC Heritage
30.	Stadium Course	72	7113	71.588	-0.412	21	843	2703	499	98	30	CareerBuilder Challenge
31.	East Lake GC	70	7346	69.383	-0.617	12	424	1376	322	26	0	TOUR Championship
32.	Torrey Pines (North)	72	7258	71.277	-0.723	11	591	1715	446	26	1	Farmers Insurance Open
33.	TPC Scottsdale	71	7266	70.192	-0.808	39	1509	4741	1017	97	13	Waste Management Phoenix Open
34.	CC of Jackson	72	7421	71.058	-0.942	33	1547	4797	1008	96	7	Sanderson Farms Championship
35.	Sea Island Resort (Seaside)	70	7005	68.889	-1.111	21	1117	3649	634	78	9	The RSM Classic
36.	Silverado Resort and Spa North	72	7166	70.827	-1.173	26	1631	4965	992	81	9	Safeway Open
37.	Sedgefield CC	70	7127	68.813	-1.187	57	1825	5291	1066	130	19	Wyndham Championship
38.	TPC Deere Run	71	7268	69.753	-1.247	40	1805	5300	1049	108	14	John Deere Classic
39.	Nicklaus Tournament Course	72	7159	70.744	-1.256	11	646	1746	346	53	6	CareerBuilder Challenge
40.	TPC Summerlin	71	7255	69.623	-1.377	61	1820	4686	1028	119	26	Shriners Hospitals for Children Open
41.	El Camaleon GC	71	6987	69.609	-1.391	38	1678	4512	912	119	13	OHL Classic at Mayakoba
42.	Glen Abbey GC	72	7253	70.371	-1.629	71	1994	5057	1054	146	12	RBC Canadian Open
43.	Waialae CC	70	7044	68.309	-1.691	59	1759	5113	961	79	3	Sony Open in Hawaii
44.	TPC Kuala Lumpur	72	7005	70.298	-1.702	23	1318	3548	635	81	11	CIMB Classic
45.	RTJ Trail (Grand National)	71	7302	69.295	-1.705	56	1764	4660	902	111	13	Barbasol Championship
46.	Coco Beach Golf & CC	72	7506	70.231	-1.769	35	1618	4960	774	75	8	Puerto Rico Open
47.	Conway Farms GC	71	7208	69.116	-1.884	36	1157	3137	577	55	6	BMW Championship
48.	Sea Island Resort (Plantation)	72	7058	69.763	-2.237	14	684	1794	280	29	7	The RSM Classic
49.	La Quinta CC	72	7060	69.635	-2.365	12	683	1805	280	26	2	CareerBuilder Challenge
50.	Plantation Course at Kapalua	73	7452	70.375	-2.625	14	596	1438	227	26	3	SBS Tournament of Champions

TABLE OF CONTENTS

Scoring Records 5-18
Victory Records 5-21
Major Championship Wins 5-25
Playoff Records 5-26
Putting Records 5-27
Miscellaneous Records 5-27
Money-Winning Records 5-29

Scoring Records

90 HOLES

324 **Joe Durant** (65-61-67-66-65), four courses (all courses, par 72), 2001 Bob Hope Chrysler Classic (36-under, won)

325 **Tom Kite** (67-67-64-65-62), four courses (all courses, par 72), 1993 Bob Hope Chrysler Classic (35-under, won)

327 **John Cook** (66-69-67-62-63), four courses (all courses, par 72), 1997 Bob Hope Chrysler Classic (33-under, won)
Pat Perez (61-63-67-67-69), four courses (all courses, par 72) 2009 Bob Hope Classic (33-under, won)

328 **Mark Calcavecchia** (64-67-66-64-67), four courses (all courses, par 72), 1997 Bob Hope Chrysler Classic (32-under, second)
Paul Stankowski (67-64-65-69-63), four courses (all courses, par 72), 2001 Bob Hope Chrysler Classic (32-under, second)
Stuart Appleby (62-68-63-66-69), three courses (TPC Summerlin/par 72, TPC The Canyons/par 71, Southern Highlands/par 72), 2003 Las Vegas Invitational (31-under, won)
Scott McCarron (69-62-64-67-66), three courses (TPC Summerlin/par 72, TPC The Canyons/par 71, Southern Highlands/par 72), 2003 Las Vegas Invitational (31-under, second, lost playoff)

72 HOLES

253 **Justin Thomas** (59-64-65-65), Waialae CC (par 70), 2017 Sony Open in Hawaii (27-under)

254 **Tommy Armour III** (64-62-63-65), The Resort at La Cantera (par 70), 2003 Valero Texas Open (26-under)

255 **Steve Stricker*** (65-67-61-62), four courses (all courses, par 72), 2009 Bob Hope Classic (33-under)

256 **Mark Calcavecchia** (65-60-64-67), TPC Scottsdale (par 71), 2001 Phoenix Open (28-under)
Russell Henley (63-63-67-63), Waialae CC (par 70), 2013 Sony Open in Hawaii (24-under)
Phil Mickelson (60-65-64-67), TPC Scottscale (par 71), 2013 Waste Management Phoenix Open (28-under)

257 **Mike Souchak** (60-68-64-65), Brackenridge Park GC (par 71), 1955 Texas Open (27-under)
Tiger Woods (64-63-64-66), East Lake GC (par 70), 2007 TOUR Championship (23-under)
Jimmy Walker (66-66-62-63), Waialae CC (par 70), 2015 Sony Open in Hawaii (23-under)

258 **Donnie Hammond** (65-64-65-64), Oak Hills CC (par 70), 1989 Texas Open (22-under)
John Cook (64-62-63-69), TPC Southwind (par 71), 1996 FedEx St. Jude Classic (26-under)
Steve Jones (62-64-65-67), TPC Scottsdale (par 71), 1997 Phoenix Open (26-under)
Pat Perez* (62-63-67-67), four courses (all courses, par 72), 2009 Bob Hope Classic (30-under)
Kenny Perry (61-68-66-63), TPC River Highlands (par 70), 2009 Travelers Championship (26-under)
Steve Stricker (60-66-62-70), TPC Deere Run (par 71), 2010 John Deere Classic (26-under)
Stuart Appleby (66-68-65-59), The Greenbrier (The Old White TPC) (par 70), 2010 Greenbrier Classic (22-under)
Henrik Stenson (62-66-66-64), Sedgefield CC (par 70), 2017 Wyndham Championship (22-under)

* Through first four rounds of 90-hole tournament.

54 HOLES (OPENING ROUNDS)

188 **Steve Stricker** (60-66-62), TPC Deere Run (par 71), 2010 John Deere Classic (25-under)
Justin Thomas (59-64-65), Waialae CC (par 70), 2017 Sony Open in Hawaii (22-under)

189 **John Cook** (64-62-63), TPC Southwind (par 71), 1996 FedEx St. Jude Classic (24-under)
Mark Calcavecchia (65-60-64), TPC Scottsdale (par 71), 2001 Phoenix Open, (24-under)
Tommy Armour III (64-62-63), The Resort at La Cantera (par 70), 2003 Valero Texas Open, (21-under)
Phil Mickelson (60-66-64), TPC Scottsdale (par 71), 2013 Waste Management Phoenix Open (24-under)
Patrick Reed* (63-63-63), PGA West Palmer (par 72), La Quinta CC (par 72), PGA West Nicklaus (par 72), 2014 Humana Challenge

191 **Johnny Palmer** (65-62-64), Brackenridge Park GC (par 71), 1954 Texas Open (22-under)
Gay Brewer (66-64-61), Pensacola CC (par 72), 1967 Pensacola Open (25-under)
Steve Jones (62-64-65), TPC Scottsdale (par 71), 1997 Phoenix Open (22-under)
Ben Crane (62-65-64), Brown Deer Park GC (par 70), 2005 U.S. Bank Championship in Milwaukee (19-under)
Tiger Woods (64-63-64), East Lake CC (par 70), 2007 TOUR Championship (19-under)
Carl Pettersson (64-61-66), Sedgefield CC (par 70), 2008 Wyndham Championship (19-under)
Pat Perez (61-63-67), three courses, (all par 72), 2009 Bob Hope Classic (25-under)

192 **Mike Souchak** (60-68-64), Brackenridge Park GC (par 71), 1955 Texas Open (21-under)
Bob Gilder (64-63-65), Westchester CC (par 70), 1982 Manufacturers Hanover Westchester Classic (18-under)
Tiger Woods (64-61-67), Firestone CC (par 70), 2000 World Golf Championships-NEC Invitational (18-under)
Steve Flesch (62-64-66), Southern Highlands GC (par 72)/TPC The Canyons (par 71)/TPC Summerlin (par 72), 2003 Las Vegas Invitational (23-under)
Scott Verplank (64-62-66), TPC The Canyons (par 71)/TPC Summerlin (par 72)/ Southern Highlands GC (par 72), 2003 Las Vegas Invitational (23-under)
Kenny Perry (65-63-64), Colonial CC (par 70), 2005 Bank of America Colonial (18-under)
Jesper Parnevik (61-65-66), The Resort at La Cantera (par 70), 2007 Valero Texas Open (18-under)
Jeff Overton (64-62-66), The Greenbrier (The Old White TPC) (par 70), 2010 Greenbrier Classic (18-under)
Si Woo Kim (68-60-64), Sedgefield CC (par 70), 2016 Wyndham Championship (18-under)

*First player in TOUR history with first three rounds at 63 or better.

36 HOLES (OPENING ROUNDS)

123 **Justin Thomas** (59-64), Waialae CC (par 70), 2017 Sony Open in Hawaii (17-under)

124 **Pat Perez** (61-63), two courses (both par 72), 2009 Bob Hope Classic (20-under)
David Toms (62-62), Colonial CC (par 70), 2011 Crowne Plaza Invitational at Colonial (16-under)
Jason Day (61-63), Conway Farms GC (par 71), 2015 BMW Championship (18-under)

125 **Tiger Woods** (64-61), Firestone CC (par 70), 2000 World Golf Championships-NEC Invitational (15-under)
Mark Calcavecchia (65-60), TPC Scottsdale (par 71), 2001 Phoenix Open (17-under)
Tom Lehman (63-62), TPC Summerlin (par 72)/Southern Highlands GC (par 72), 2001 Invensys Classic at Las Vegas (19-under)
Corey Pavin (61-64), Brown Deer Park GC (par 70), 2006 U.S. Bank Championship in Milwaukee (15-under)
Carl Pettersson (64-61), Sedgefield CC (par 70), 2008 Wyndham Championship (15-under)
Phil Mickelson (60-65), TPC Scottsdale (par 71), 2013 Waste Management Phoenix Open (17-under)
Jhonattan Vegas (65-60), Robert Trent Jones Golf Trail (Grand National) (par 71), 2016 Barbasol Championship (17-under)

126 **Tommy Bolt** (64-62), Cavalier Yacht & CC (par 69), 1954 Virginia Beach Open (12-under)
Paul Azinger (64-62), Oak Hills CC (par 70), 1989 Texas Open (14-under)
John Cook (64-62), TPC Southwind (par 71), 1996 FedEx St. Jude Classic (16-under)
Rick Fehr (64-62), Las Vegas Hilton CC (par 71)/TPC Summerlin (par 72), 1996 Las Vegas Invitational (17-under)
Steve Jones (62-64), TPC Scottsdale (par 71), 1997 Phoenix Open (16-under)
David Frost (63-63), TPC Southwind (par 71), 1999 FedEx St. Jude Classic (16-under)

Joe Durant (65-61), La Quinta CC (par 72)/Indian Wells CC (par 72), 2001 Bob Hope Chrysler Classic (18-under)
Tommy Armour III (64-62), The Resort at La Cantera (par 70), 2003 Valero Texas Open, (14-under)
Steve Flesch (62-64), Southern Highlands GC (par 72)/TPC The Canyons (par 71), 2003 Las Vegas Invitational (17-under)
Scott Verplank (64-62), TPC The Canyons (par 71)/TPC Summerlin (par 72), 2003 Las Vegas Invitational (17-under)
Jesper Parnevik (61-65), The Resort at La Cantera (par 70), 2007 Valero Texas Open (14-under)
Mark Turnesa (62-64), TPC Summerlin (par 72), 2008 Justin Timberlake Shriners Hospitals for Children Open (18-under)
Matt Kuchar (63-63), TPC Summerlin (par 72), 2008 Justin Timberlake Shriners Hospitals for Children Open (18-under)
Briny Baird (63-63), two courses (both par 72), 2009 Bob Hope Classic (18-under)
Steve Stricker (63-63), Colonial CC (par 70), 2009 Crowne Plaza Invitational at Colonial (14-under)
Jeff Overton (64-62), The Greenbrier (The Old White TPC) (par 70), 2010 Greenbrier Classic (14-under)
Steve Stricker (60-66), TPC Deere Run (par 71), 2010 John Deere Classic (16-under)
Justin Rose (64-62), TPC River Highlands (par 70), 2010 Travelers Championship (14-under)
Russell Henley (63-63), Waialae CC (par 70), 2013 Sony Open in Hawaii (14-under)
Patrick Reed (63-63), PGA West Palmer (par 72), La Quinta CC (par 72), 2014 Humana Challenge (18-under)
Marc Leishman (62-64), Conway Farms GC (par 71), 2017 BMW Championship (16-under)

18 HOLES

58 **Jim Furyk***** (27-31), TPC River Highlands (par 70), August 7, final round, 2016 Travelers Championship (12-under), 1 eagle, 10 birdies. Hole-out eagle on the par-4 third hole. Made seven consecutive birdies on Nos. 6-12. Finished T5.

59 **Al Geiberger** (29-30), Colonial CC (par 72), June 10, second round, 1977 Memphis Classic (13-under), 1 eagle, 11 birdies. Began on back nine, Made an 8-foot birdie putt on the ninth hole. Won by three strokes.
Chip Beck (30-29), Sunrise GC (par 72), October 11, third round, 1991 Las Vegas Invitational (13-under), 13 birdies. Began on back nine. Birdied his last three holes, including a 3-footer on the ninth hole. Finished T3.
David Duval (31-28), PGA West (Palmer Course) (par 72), January 24, final round, 1999 Bob Hope Chrysler Classic (13-under), 1 eagle, 11 birdies. Made 6-foot eagle putt on the 18th hole. Won by one stroke.
Paul Goydos (31-28), TPC Deere Run (par 71), July 8, first round, 2010 John Deere Classic (12-under), 12 birdies. Made a 7-foot birdie putt on the 18th hole. Finished second.
Stuart Appleby (28-31), The Greenbrier (The Old White TPC) (par 70), August 1, final round, 2010 Greenbrier Classic (11-under), 1 eagle, 9 birdies. Made a 10-foot, 10-inch birdie putt on the 18th hole. Won by one stroke.
Jim Furyk (28-31), Conway Farms GC (par 71), September 13, second round, 2013 BMW Championship (12-under), 1 eagle, 11 birdies, 1 bogey. Made a 3-foot, 3-inch birdie putt on the ninth hole. Finished third.
Justin Thomas (29-30), Waialae CC (par 70), January 12, first round, 2017 Sony Open in Hawaii (11-under), 2 eagles, 8 birdies, 1 bogey. Made a 14-foot, 11-inch birdie putt on the ninth hole. Won by seven strokes.
Adam Hadwin (29-30), La Quinta CC (par 72), January 21, third round, 2017 CareerBuilder Challenge (13-under), 13 birdies. Made six consecutive birdies on the front nine and five straight on the back nine. Made a 4-foot par putt on the 18th hole. Finished second.

60 **Al Brosch** (30-30), Brackenridge Park GC, third round, 1951 Texas Open (11-under)
Bill Nary (31-29), El Paso CC, third round, 1952 El Paso Open (11-under)
Ted Kroll (30-30), Brackenridge Park GC, third round, 1954 Texas Open (11- under)
Wally Ulrich (29-31), Cavalier Yacht & CC, second round, 1954 Virginia Beach Open (9-under)
Tommy Bolt (30-30), Wethersfield CC, second round, 1954 Insurance City Open (11-under)
Mike Souchak (27-33), Brackenridge Park GC, first round, 1955 Texas Open (11-under)
Sam Snead (30-30), Glen Lakes CC, second round, 1957 Dallas Open (11-under)
David Frost (29-31), Randolph Park GC, second round, 1990 Northern Telecom Tucson Open (12-under)
Davis Love III (31-29), Waialae CC, second round, 1994 United Airlines Hawaiian Open (12-under)
Grant Waite (31-29), TPC Scottsdale, final round, 1996 Phoenix Open (11-under)
Steve Lowery (29-31), Callaway Gardens (Mountain View Course), final round, 1997 Buick Challenge (12-under)
Tommy Armour III (30-30), Las Vegas CC, second round, 1999 Las Vegas Invitational (12-under)
Mark Calcavecchia (29-31), TPC Scottsdale, second round, 2001 Phoenix Open (11-under)
Robert Gamez (27-33), Indian Wells CC, third round, 2004 Bob Hope Chrysler Classic (12-under)
Bart Bryant (29-31), The Resort Course at La Cantera, third round, 2004 Valero Texas Open (10-under)
Phil Mickelson (29-31), TPC Scottsdale, second round, 2005 FBR Open (11-under)
Pat Perez (30-30), Palmer Course at PGA West, first round, 2006 Bob Hope Chrysler Championship (12-under)
Arron Oberholser (30-30), Cottonwood Valley Course, second round, 2006 EDS Byron Nelson Championship (10-under)
Justin Rose (29-31), Palm Course, first round, 2006 FUNAI Classic at Walt Disney World Resort (12-under)
Zach Johnson (31-29), East Lake GC, third round, 2007 TOUR Championship (10-under)
Zach Johnson** (30-30), The Resort Course at La Cantera, third round, 2009 Valero Texas Open (10-under)
Steve Stricker (30-30), TPC Deere Run, first round, 2010 John Deere Classic (12-under)
Carl Pettersson (31-29), St. George's G&CC, third round, 2010 RBC Canadian Open (10-under)
J.B. Holmes (30-30), The Greenbrier (The Old White TPC), third round, 2010 Greenbrier Classic (10-under)
Patrick Cantlay* (30-30), TPC River Highlands, second round, 2011 Travelers Championship (10-under)
Tommy Gainey (31-29), Sea Island GC (Seaside), final round, 2012 McGladrey Classic (10-under)
Phil Mickelson (31-29), TPC Scottsdale, first round, 2013 Waste Management Phoenix Open (11-under)
Keegan Bradley (29-31), TPC Four Seasons Las Colinas, first round, 2013 HP Byron Nelson Championship (10-under)
J.J. Henry (28-32), TPC Summerlin, first round, 2014 Shriners Hospitals for Children Open (11-under)
Sung Kang (29-31), Monterey Peninsula CC, second round, 2016 AT&T Pebble Beach Pro-Am (11-under)
Jhonattan Vegas (32-28), Robert Trent Jones Golf Trail (Grand National), second round, 2016 Barbasol Championship (11-under)
Si Woo Kim (31-29), Sedgefield CC, second round, 2016 Wyndham Championship (10-under)
Rod Pampling (29-31), TPC Summerlin, first round, 2016 Shriners Hospitals for Children Open (11-under)
Kevin Kisner (30-30), Waialae CC, third round, 2017 Sony Open in Hawaii (10-under)
Chad Collins (30-30), Robert Trent Jones Golf Trail (Grand National), second round, 2017 Barbasol Championship (11-under)
Scott Stallings (29-31), Robert Trent Jones Golf Trail (Grand National), third round, 2017 Barbasol Championship (11-under)

* Amateur
** First golfer to record two career rounds of 60
*** First golfer to record two career rounds below 60

9 HOLES

26 **Corey Pavin**, Brown Deer Park GC (par 34), front nine, first round, 2006 U.S. Bank Championship in Milwaukee (8-under)

27 **Mike Souchak**, Brackenridge Park GC (par 35), back nine, first round, 1955 Texas Open (8-under)
Andy North, En-Joie GC (par 34), back nine, first round, 1975 B.C. Open (7-under)
Billy Mayfair, Warwick Hills G&CC (par 36), back nine, final round, 2001 Buick Open, (9-under)
Robert Gamez, Indian Wells CC (par 36), front nine, third round, 2004 Bob Hope Chrysler Classic (9-under)
Brandt Snedeker, Torrey Pines GC (North Course) (par 36), back nine, first round, 2007 Buick Invitational (9-under)
Chris Riley, Montreux G&CC (par 36), front nine, second round, 2009 Legends Reno-Tahoe Open (9-under)
Nick Watney, Aronimink GC (par 35), back nine, third round, 2011 AT&T National (8-under)
Paul Casey, TPC Four Seasons Resort (par 35), back nine, second round, 2014 HP Byron Nelson Championship (8-under)
Sergio Garcia, Firestone CC (South) (par 35), back nine, second round, 2014

World Golf Championships-Bridgestone Invitational (8-under)
Ryan Palmer, PGA West Nicklaus Private Course (par 36), back nine, second round, 2015 Humana Challenge (9-under)
Jim Furyk, TPC River Highlands (par 35), front nine, fourth found, 2016 Travelers Championship (8-under)

MOST STROKES UNDER PAR (9 HOLES)

9 **Billy Mayfair**, 27, Warwick Hills G&CC (par 36), back nine, final round, 2001 Buick Open
Robert Gamez, 27, Indian Wells CC (par 36), front nine, third round, 2004 Bob Hope Chrysler Classic
Brandt Snedeker, 27, Torrey Pines GC (North) (par 36), back nine, first round, 2007 Buick Invitational
Chris Riley, 27, Montreux G&CC (par 36), front nine, second round, 2009 Legends Reno-Tahoe Open
Ryan Palmer, 27, PGA West Nicklaus Private (par 36), back nine, second round, 2015 Humana Challenge

MOST STROKES UNDER PAR (72 HOLES)

33 **Steve Stricker***, 2009 Bob Hope Classic, 255, four courses, par 72 (T3)
31 **Ernie Els**, 2003 Mercedes Championship, 261, par 73 (won)
30 **Pat Perez***, 2009 Bob Hope Classic, 258, four courses, par 72 (won)
Jordan Spieth, 2016 Hyundai Tournament of Champions, par 73 (won)
29 **Joe Durant***, 2001 Bob Hope Chrysler Classic, 259, four courses, par 72 (won)
Tim Herron*, 2003 Bob Hope Chrysler Classic, 259, four courses, par 72 (T3)
28 **John Huston**, 1998 United Airlines Hawaiian Open, 260, par 72 (won)
Mark Calcavecchia, 2001 Phoenix Open, 256, par 71 (won)
Stuart Appleby*, 2003 Las Vegas Invitational, 259, three courses (TPC Summerlin/par 72, TPC The Canyons/par 71, Southern Highlands/par 72) (won)
Phil Mickelson, 2006 BellSouth Classic, 260, par 72 (won)
Phil Mickelson, 2013 Waste Management Phoenix Open, 256, par 71 (won)
28 **Patrick Reed**, 2014 Humana Challenge, 260, par 72 (won)
27 **Ben Hogan**, 1945 Portland Invitational, 261, par 72 (won)
Mike Souchak, 1955 Texas Open, 257, par 71 (won)
Mark Calcavecchia*, 1997 Bob Hope Chrysler Classic, 261, four courses, par 72 (second)
Jonathan Byrd, 2002 Buick Challenge, 261, par 72 (won)
Steve Flesch*, 2003 Las Vegas Invitational, 260, three courses (TPC Summerlin/par 72, TPC The Canyons/par 71, Southern Highlands/par 72) (T6)
Justin Thomas, 2017 Sony Open in Hawaii, 253, par 70 (won)
* Through first four rounds of 90-hole tournament

THREE CONSECUTIVE ROUNDS

188 **Steve Stricker** (60-66-62), TPC Deere Run (par 71), first through third rounds, 2010 John Deere Classic (25-under)
Justin Thomas (59-64-65), Waialae CC (par 70), first through third rounds, 2017 Sony Open in Hawaii (22-under)
189 **Chandler Harper** (63-63-63), Brackenridge Park GC (par 71), second through fourth rounds, 1954 Texas Open, (24-under)
John Cook (64-62-63), TPC Southwind (par 71), first through third rounds, 1996 FedEx St. Jude Classic, (24-under)
Mark Calcavecchia (65-60-64), TPC Scottsdale (par 71), first through third rounds, 2001 Phoenix Open, (24-under)
Tommy Armour III (64-62-63), The Resort at La Cantera (par 70), first through third rounds, 2003 Valero Texas Open, (21-under)
Phil Mickelson (60-65-64), TPC Scottsdale (par 71), first through third rounds, 2013 Waste Management Phoenix Open, (24-under)
189 **Patrick Reed** (63-63-63), three courses (all par 72), first through third rounds, 2014 Humana Challenge (27-under)

TWO CONSECUTIVE ROUNDS

122 **Troy Matteson** (61-61), Grayhawk GC (par 70), second, third rounds, 2009 Frys.com Open, (18-under)
123 **Steve Stricker** (61-62) two courses (both par 72), third, fourth rounds, 2009 Bob Hope Classic, (21-under)
Justin Thomas (59-64) Waialae CC (par 70), first, second rounds, 2017 Sony Open in Hawaii, (17-under)
124 **Mark Calcavecchia** (60-64), TPC Scottsdale (par 71), second, third rounds, 2001 Phoenix Open, (18-under)
Pat Perez (61-63), two courses (both par 72), first, second rounds, 2009 Bob Hope Classic, (20-under)
Stuart Appleby (65-59), The Greenbrier (The Old White TPC) (par 70), third, fourth rounds, 2010 Greenbrier Classic (16-under)
David Toms (62-62), Colonial CC (par 70), first and second rounds, 2011 Crowne Plaza Invitational at Colonial (16-under)
Jason Day (61-63), Conway Farms GC (par 71), first, second rounds, 2015 BMW Championship (18-under)
Si Woo Kim (60-64), Sedgefield CC (par 70), second, third rounds, 2016 Wyndham Championship (16-under)

18 HOLES (MAJOR CHAMPIONSHIP)

62

The Open Championship
Branden Grace, 2017 (Royal Birkdale GC), third round (8-under)

63

Masters
Nick Price, 1986, third round (9-under)
Greg Norman, 1996, first round (9-under)

U.S. Open
Johnny Miller*, 1973 (Oakmont CC), final round (8-under)
Jack Nicklaus*, 1980 (Baltusrol GC), first round (7-under)
Tom Weiskopf, 1980 (Baltusrol GC), first round (7-under)
Vijay Singh, 2003 (Olympia Fields CC), second round (7-under)
Justin Thomas, 2017 (Erin Hills), third round (9-under)

The Open Championship
Mark Hayes, 1977 (Turnberry GC), second round (7-under)
Isao Aoki, 1980 (Muirfield GC), third round (8-under)
Greg Norman*, 1986 (Turnberry GC), second round (7-under)
Paul Broadhurst, 1990 (St. Andrews GC), third round (9-under)
Jodie Mudd, 1991 (Royal Birkdale GC), final round (7-under)
Nick Faldo, 1993 (St. George's GC), final round (7-under)
Payne Stewart, 1993 (St. George's GC), final round (7-under)
Rory McIlroy, 2010 (St. Andrews GC), first round (9-under)
Phil Mickelson, 2016 (Royal Troon), first round (8-under)
Henrik Stenson*, 2016 (Royal Troon), final round (8-under)
Hao Tong Li, 2017 (Royal Birkdale GC), final round (7-under)

PGA Championship
Bruce Crampton, 1975 (Firestone GC), second round (7-under)
Raymond Floyd*, 1982 (Southern Hills CC), first round (7-under)
Gary Player, 1984 (Shoal Creek G&CC), second round (9-under)
Vijay Singh, 1993 (Inverness Club), second round (8-under)
Michael Bradley, 1995 (Riviera GC), first round (8-under)
Brad Faxon, 1995 (Riviera CC), final round (8-under)
Jose Maria Olazabal, 2000 (Valhalla GC), third round (9-under)
Mark O'Meara, 2001 (Atlanta Athletic), second round (7-under)
Thomas Bjorn, 2005 (Baltusrol GC), third round (7-under)
Tiger Woods*, 2007 (Southern Hills CC), second round (7-under)
Steve Stricker, 2011 (Atlanta Athletic), first round (7-under)
Jason Dufner*, 2013 (Oak Hill CC), second round (7-under)
Hiroshi Iwata, 2015 (Whistling Straits), second round (9-under)
Robert Streb, 2016 (Baltusrol GC), second round (7-under)
* Went on to win

BEST VARDON TROPHY SCORING AVERAGE (NON-ADJUSTED)

68.17 **Tiger Woods**, 2000 (5,181 strokes, 76 rounds)
68.84 **Tiger Woods**, 2009 (4,268 strokes, 62 rounds)
68.87 **Tiger Woods**, 2001 (5,234 strokes, 76 rounds)
68.94 **Jordan Spieth**, 2017 (5,377 strokes, 78 rounds)
69.00 **Tiger Woods**, 2002 (4,692 strokes, 68 rounds)
69.03 **Davis Love III**, 2001 (5,177 strokes, 75 rounds)
69.10 **Tiger Woods**, 2007 (4,146 strokes, 60 rounds)
69.11 **Vijay Singh**, 2003 (7,049 strokes, 102 rounds)
69.11 **Tiger Woods**, 2005 (5,114 strokes, 74 rounds)
69.16 **Phil Mickelson**, 2001 (5,671 strokes, 82 rounds)
69.16 **Webb Simpson**, 2011 (6,778 strokes, 98 rounds)
69.19 **Vijay Singh**, 2004 (7,611 strokes, 110 rounds)
69.23 **Sam Snead**, 1950 (6,646 strokes, 96 rounds)
69.27 **Rory McIlroy**, 2014 (4,433 strokes, 64 rounds)
69.28 **Jim Furyk**, 2003 (6,997 strokes, 101 rounds)
69.30 **Ben Hogan**, 1948 (5,267 strokes, 76 rounds)

BEST VARDON TROPHY SCORING AVERAGE (ADJUSTED, SINCE 1988)

67.67 **Tiger Woods**, 2000
67.79 **Tiger Woods**, 2007
68.05 **Tiger Woods**, 2009
68.41 **Tiger Woods**, 2003
68.43 **Tiger Woods**, 1999
68.56 **Tiger Woods**, 2002

68.65 **Vijay Singh**, 2003
68.66 **Tiger Woods**, 2005
68.81 **Greg Norman**, 1994
68.81 **Tiger Woods**, 2001
68.83 **Rory McIlroy**, 2014
68.84 **Vijay Singh**, 2004
68.85 **Jordan Spieth**, 2017
68.86 **Jim Furyk**, 2006
68.86 **Luke Donald**, 2011
68.87 **Rory McIlroy**, 2012
68.90 **Greg Norman**, 1993

Note: Byron Nelson's stroke average in 1945 was 68.34 (7,657 strokes in 112 rounds). However, the Vardon Trophy was not awarded from 1942-46 because of World War II

MOST CONSECUTIVE BIRDIES

9 **Mark Calcavecchia**, Glen Abbey GC, second round, 65, 2009 RBC Canadian Open (T8)

8 **Bob Goalby**, Pasadena GC, final round, 65, 1961 St. Petersburg Open (won)
Fuzzy Zoeller, Oakwood CC, first round, 63, 1976 Quad Cities Open (second)
Dewey Arnette, Warwick Hills GC, first round, 65, 1987 Buick Open (T47)
Edward Fryatt, Doral Golf Resort and Spa (Blue), second round, 62, 2000 Doral-Ryder Open (T9)
J.P. Hayes, Palmer Course at PGA West, first round, 65, 2002 Bob Hope Chrysler Classic (T16)
Jerry Kelly, TPC Summerlin, third round, 65, 2003 Las Vegas Invitational (T9)
Chris Stroud, El Camaleon GC, second round, 63, 2011 Mayakoba Golf Classic (fourth)
Scott Piercy, Montreux G&CC, third round, 61, 2011 Reno-Tahoe Open (won)

BEST BIRDIE-EAGLE STREAK (BY HOLES)

8 **Billy Mayfair**, 7 birdies, 1 eagle, Warwick Hills G&CC, final round, 2001 Buick Open
Briny Baird, 7 birdies, 1 eagle, Disney Palm Course, second round, 2003 FUNAI Classic at Walt Disney World Resort
Ryan Palmer, 6 birdies, 2 eagles, PGA West Nicklaus Private, second round, 2015 Humana Challenge

7 **Al Geiberger**, 6 birdies, 1 eagle, Colonial CC, second round, 1977 Danny Thomas Memphis Classic
Webb Heintzelman, 5 birdies, 1 eagle, 1 birdie, Spanish Trail G&CC, third round, 1989 Las Vegas Invitational
Davis Love III, 6 birdies, 1 eagle, Pebble Beach GL, final round, 2001 AT&T Pebble Beach National Pro-Am
Brandt Snedeker, 4 birdies, 1 eagle, 2 birdies, Torrey Pines GC (North), first round, 2007 Buick Invitational
Kevin Na, 4 birdies, 1 eagle, 2 birdies, PGA WEST (Tournament), third round, 2016 CareerBuilder Challenge in partnership with the Clinton Foundation

MOST CONSECUTIVE BIRDIES TO WIN

7 **Kevin Streelman**, 2014 Travelers Championship (last 7 holes)
6 **Mike Souchak**, 1956 St. Paul Open (last 6 holes)
5 **Jack Nicklaus**, 1978 Jackie Gleason Inverrary Classic (last 5 holes)
Tom Weiskopf, 1971 Kemper Open (last 4 holes plus 1 playoff hole)
Russell Henley, 2013, Sony Open in Hawaii (last 5 holes)

Note: John Cook birdied the final hole of regulation at 1992 Bob Hope Chrysler Classic, then birdied the first three holes of the playoff and eagled the fourth hole to win

MOST BIRDIES (90 HOLES)

37 **Tom Kite**, 1993 Bob Hope Chrysler Classic
Phil Mickelson, 2004 Bob Hope Chrysler Classic

MOST BIRDIES (72 HOLES)

34 **Steve Stricker**, 2009 50th Bob Hope Classic

32 **Jhonattan Vegas**, 2011 Bob Hope Classic
Mark Calcavecchia, 2001 Phoenix Open
Paul Gow, 2001 B.C. Open

MOST UNDER-PAR, CONSECUTIVE STARTS

54 **Joe Durant**, 2001 Bob Hope Chrysler Classic (36-under) and Genuity Championship (18-under)

MOST CONSECUTIVE ROUNDS PAR OR BETTER

52 **Tiger Woods**, third round, 2000 GTE Byron Nelson Classic, through first round, 2001 Phoenix Open

Victory Records

82 **Sam Snead**
1936 West Virginia Closed Pro. 1937 Oakland Open, Bing Crosby Pro-Am, St. Paul Open, Nassau Open, Miami Open. 1938 Bing Crosby Pro-Am, Greater Greensboro Open, Inverness Invitational, Palm Beach Round Robin, Chicago Open, Canadian Open, Westchester 108 Hole Open, White Sulphur Springs Open. 1939 St. Petersburg Open, Miami-Biltmore Four-Ball, Miami Open. 1940 Inverness Invitational Four-Ball, Canadian Open, Anthracite Open. 1941 Bing Crosby Pro-Am, St. Petersburg Open, North and South Open, Canadian Open, Rochester Times Union Open, Henry Hurst Invitational. 1942 St. Petersburg Open, PGA Championship. 1944 Portland Open, Richmond Open. 1945 Los Angeles Open, Gulfport Open, Pensacola Open Invitational, Jacksonville Open, Dallas Open, Tulsa Open. 1946 Virginia Open, Jacksonville Open, Greater Greensboro Open, The Open Championship, World Championship of Golf, Miami Open. 1948 Texas Open. 1949 Greater Greensboro Open, Masters Tournament, PGA Championship, Washington Star Open, Dapper Dan Open, Western Open. 1950 Los Angeles Open, Bing Crosby Pro-Am, Texas Open, Miami Beach Open, Greater Greensboro Open, Western Open, Colonial National Invitation, Inverness Four-Ball Invitational, Reading Open, North and South Open, Miami Open. 1951 PGA Championship, Miami Open. 1952 Masters Tournament, Palm Beach Round Robin, Inverness Round Robin Invitational, All American Open, Eastern Open. 1953 Baton Rouge Open. 1954 Masters Tournament, Palm Beach Round Robin. 1955 Greater Greensboro Open, Palm Beach Round Robin, Insurance City Open, Miami Open. 1956 Greater Greensboro Open. 1957 Palm Beach Round Robin, Dallas Open Invitational. 1958 Dallas Open Invitational. 1960 De Soto Open Invitational, Greater Greensboro Open. 1961 Tournament of Champions. 1965 Greater Greensboro Open.

79 **Tiger Woods**
1996 Las Vegas Invitational, Walt Disney World/Oldsmobile Classic. 1997 Mercedes Championships, Masters Tournament, GTE Byron Nelson Golf Classic, Motorola Western Open. 1998 BellSouth Classic. 1999 Buick Invitational, Memorial Tournament, Motorola Western Open, PGA Championship, World Golf Championships- NEC Invitational, National Car Rental Golf Classic/ Disney, TOUR Championship, World Golf Championships-American Express Championship. 2000 Mercedes Championships, AT&T Pebble Invitational, THE PLAYERS Championship, Masters Tournament, Memorial Tournament, World Golf Championships-NEC Invitational. 2001 Bay Hill Invitational, THE PLAYERS Championship, Masters Tournament, Memorial Tournament, World Golf Championships-NEC Invitational. 2002 Bay Hill Invitational, Masters Tournament, U.S. Open, Buick Open, World Golf Championships-American Express Championship. 2003 Buick Invitational, World Golf Championships-Accenture Match Play Championship, Bay Hill Invitational, 100th Western Open, World Golf Championships-American Express Championship. 2004 World Golf Championships-Accenture Match Play Championship. 2005 Buick Invitational, Ford Championship at Doral, Masters Tournament, The Open Championship, World Golf Championships-NEC Invitational, World Golf Championships-American Express Championship. 2006 Buick Invitational, Ford Championship at Doral, The Open Championship, Buick Open, PGA Championship, World Golf Championships-Bridgestone Invitational, Deutsche Bank Championship, World Golf Championships-American Express Championship. 2007 Buick Invitational, World Golf Championships-CA Championship, Wachovia Championship, World Golf Championships- Bridgestone Invitational, PGA Championship, BMW Championship, TOUR Championship by Coca-Cola. 2008 Buick Invitational, World Golf Championships-Accenture Match Play Championship, Arnold Palmer Invitational, U.S. Open. 2009 Arnold Palmer Invitational, Memorial Tournament, AT&T National, Buick Open, World Golf Championships-Bridgestone Invitational, BMW Championship. 2012 Arnold Palmer Invitational, Memorial Tournament, AT&T National. 2013 Farmers Insurance Open, World Golf Championships-Cadillac Championship, Arnold Palmer Invitational, THE PLAYERS Championship, World Golf Championships-Bridgestone Invitational.

73 **Jack Nicklaus**
1962 U.S. Open, Seattle World's Fair Open Invitational, Portland Open Invitational. 1963 Palm Springs Golf Classic, Masters Tournament, Tournament of Champions, PGA Championship, Sahara Invitational. 1964 Phoenix Open Invitational, Tournament of Champions, Whitemarsh Open Invitational, Portland Open Invitational. 1965 Masters Tournament, Memphis Open Invitational, Thunderbird Classic, Philadelphia Golf Classic, Portland Open Invitational. 1966 Masters Tournament, The Open Championship, Sahara Invitational. 1967 Bing Crosby National Pro-Am, U.S. Open, Western Open, Westchester Classic, Sahara Invitational. 1968 Western Open, American Golf Classic. 1969 Andy

Williams-San Diego Open Invitational, Sahara Invitational, Kaiser International Open Invitational. 1970 Byron Nelson Golf Classic, The Open Championship, National Four-Ball Championship. 1971 PGA Championship, Tournament of Champions, Byron Nelson Golf Classic, National Team Championship, Walt Disney World Open Invitational. 1972 Bing Crosby National Pro-Am, Doral-Eastern Open, Masters Tournament, U.S. Open, Westchester Classic, U.S. Professional Match Play Championship, Walt Disney World Open Invitational. 1973 Bing Crosby National Pro-Am, Greater New Orleans Open, Tournament of Champions, Atlanta Classic, PGA Championship, Ohio Kings Island Open, Walt Disney World Golf Classic. 1974 Hawaiian Open, Tournament Players Championship. 1975 Doral-Eastern Open, Sea Pines Heritage Classic, Masters Tournament, PGA Championship, World Open Golf Championship. 1976 Tournament Players Championship, World Series of Golf. 1977 Jackie Gleason-Inverrary Classic, MONY Tournament of Champions, Memorial Tournament. 1978 Jackie Gleason-Inverrary Classic, Tournament Players Championship, The Open Championship, IVB-Philadelphia Golf Classic. 1980 U.S. Open, PGA Championship. 1982 Colonial National Invitation. 1984 Memorial Tournament. 1986 Masters Tournament.

64 **Ben Hogan**
1938 Hershey Four-Ball. 1940 North and South Open, Greater Greensboro Open, Asheville "Land of the Sky" Open, Goodall Palm Beach Round Robin. 1941 Miami Biltmore International Four-Ball, Asheville Open, Inverness Four-Ball, Chicago Open, Hershey Open. 1942 Los Angeles Open, San Francisco Open, North and South Open, Asheville "Land of the Sky" Open, Hale America - Illinois, Rochester Open. 1945 Nashville Invitational, Portland Open Invitational, Richmond Invitational, Montgomery Invitational, Orlando Open. 1946 Phoenix Open, San Antonio Texas Open, St. Petersburg Open, Miami International Four-Ball, Colonial National Invitation, Western Open, Goodall Round Robin, Inverness Four- Ball, Winnipeg Open, PGA Championship, Golden State Open, Dallas Invitational, North and South Open. 1947 Los Angeles Open, Phoenix Open, Miami International Four-Ball, Colonial National Invitation, Chicago Victory Open, Inverness Round Robin Four-Ball, World Championship of Golf. 1948 Los Angeles Open, PGA Championship, U.S. Open, Inverness Round Robin Four-Ball, Motor City Open, Reading Open, Western Open, Denver Open Invitational Championship, Reno Open Invitational, Glendale Open Invitational. 1949 Bing Crosby Pro-Am, Long Beach Open. 1950 U.S. Open. 1951 Masters Tournament, U.S. Open, World Championship of Golf. 1952 Colonial National Invitation. 1953 Masters Tournament, Pan American Open, Colonial National Invitation, U.S. Open, The Open Championship. 1959 Colonial National Invitation.

62 **Arnold Palmer**
1955 Canadian Open. 1956 Insurance City Open, Eastern Open. 1957 Houston Open, Azalea Open Invitational, Rubber City Open Invitational, San Diego Open Invitational. 1958 St. Petersburg Open Invitational, Masters Tournament, Pepsi Championship. 1959 Thunderbird Invitational, Oklahoma City Open Invitational, West Palm Beach Open Invitational. 1960 Palm Springs Desert Golf Classic, Texas Open Invitational, Baton Rouge Open Invitational, Pensacola Open Invitational, Masters Tournament, U.S. Open, Insurance City Open Invitational, Mobile Sertoma Open Invitational. 1961 San Diego Open Invitational, Phoenix Open Invitational, Baton Rouge Open Invitational, Texas Open Invitational, Western Open, The Open Championship. 1962 Palm Springs Golf Classic, Phoenix Open Invitational, Masters Tournament, Texas Open Invitational, Tournament of Champions, Colonial National Invitation, The Open Championship, American Golf Classic. 1963 Los Angeles Open, Phoenix Open Invitational, Pensacola Open Invitational, Thunderbird Classic Invitational, Cleveland Open Invitational, Western Open, Whitemarsh Open Invitational. 1964 Masters Tournament, Oklahoma City Open Invitational. 1965 Tournament of Champions. 1966 Los Angeles Open, Tournament of Champions, Houston Champions International. 1967 Los Angeles Open, Tucson Open Invitational, American Golf Classic, Thunderbird Classic. 1968 Bob Hope Desert Classic, Kemper Open. 1969 Heritage Golf Classic, Danny Thomas-Diplomat Classic. 1970 National Four-Ball Championship. 1971 Bob Hope Desert Classic, Florida Citrus Invitational, Westchester Classic, National Team Championship. 1973 Bob Hope Desert Classic.

MOST CONSECUTIVE YEARS WINNING AT LEAST ONE TOURNAMENT

17 **Jack Nicklaus** (1962-78)
Arnold Palmer (1955-71)
16 **Billy Casper** (1956-71)

MOST CONSECUTIVE VICTORIES (TOURNAMENT, SITE, DATES, SCORE, PURSE)

11 **Byron Nelson** (March 8-11, 1945, to August 2-4, 1945); 1945 Miami Four Ball (with Jug McSpaden), Miami Springs Course, March 8-11, won 8 and 6, $1,500; 1945 Charlotte Open, Myers Park GC, March 16-21, 272, $2,000; 1945 Greensboro Open, Starmount CC, March 23-25, 271, $1,000; 1945 Durham Open, Hope Valley CC, March 30-April 1, 276, $1,000; 1945 Atlanta Open, Capital City Course, April 5-8, 263, $2,000; 1945 Montreal Open, Islemere G&CC, June 7-10, 268, $2,000; 1945 Philadelphia Inquirer Invitational, Llanerch CC, June 14-17, 269, $3,000; 1945 Chicago Victory National Open, Calumet CC, June 29-July 1, 275, $2,000; 1945 PGA Championship, Moraine CC, July 9-15, won 4 and 3, $3,750; 1945 Tam O'Shanter Open, Tam O'Shanter CC, July 26-30, 269, $10,000; 1945 Canadian Open, Thornhill CC, Toronto, Ontario, August 2-4, 280, $2,000

Note: Winnings during streak: $30,250. He won a 12th event, Aug. 11-12, in Spring Lake, N.J., which is not counted as official as its purse was below the PGA TOUR minimum.

7 **Tiger Woods** (July 20-23, 2006 to January 25-28, 2007); 2006 Open Championship, Royal Liverpool GC, July 20-23, 270, $1,338,480; 2006 Buick Open, Warwick Hills G&CC, August 3-6, 264, $864,000; 2006 PGA Championship, Medinah CC, August 17-20, 270, $1,224,000; 2006 World Golf Championships-Bridgestone Invitational, Firestone CC, August 24-27, 270, $1,300,000; 2006 Deutsche Bank Championship, TPC Boston, September 1-4, 268, $990,000; 2006 World Golf Championships-American Express Championship, The Grove, September 28-October 1, 261, $1,300,000; 2007 Buick Invitational, January 25-28, 278, $918,000

Note: Winnings during streak: $7,926,480.

6 **Ben Hogan** (June 9-12, 1948 to August 19-22); 1948 U.S. Open, Riviera CC, June 9-12, 276, $2,000; 1948 Inverness Round Robin (Jimmy Demaret), Inverness CC, June 24-27, plus 16, $1,500; 1948 Motor City Open, Meadowbrook CC, July 1-4, 275, $2,600; 1948 Reading Open, Berkshire CC, July 22-25, 269, $2,600; 1948 Western Open, Brookfield CC, July 29-August 1, 281, $2,500; 1948 Denver Open Invitational, Wellshire CC, August 19-22, 270, $2,150

Note: Winnings during streak: $11,350.

6 **Tiger Woods** (August 26-29, 1999 to February 3-6, 2000); 1999 World Golf Championships-NEC Invitational, Firestone CC, August 26-29, 270, $1,000,000; 1999 National Car Rental Golf Classic at Walt Disney World Resort, Disney Magnolia/Disney Palm, October 21-24, 271, $450,000; 1999 TOUR Championship, Champions GC, October 28-31, 269, $900,000; 1999 World Golf Championships-American Express Championship, Valderrama GC, November 4-7, 278, $1,000,000; 2000 Mercedes Championships, Kapalua GC, January 6-9, 276, $522,000; 2000 AT&T Pebble Beach National Pro-Am, Pebble Beach GL, February 3-6, 273, $720,000

Note: Winnings during streak: $4,592,000.

5 **Ben Hogan** (April 9-12, 1953 to July 7-10, 1953); 1953 Masters Tournament; 1953 Pan American; 1953 Colonial National Invitational; 1953 U.S. Open; 1953 Open Championship
Tiger Woods (September 6-9, 2007 to March 13-16, 2008); 2007 BMW Championship; 2007 TOUR Championship; 2008 Buick Invitational; 2008 World Golf Championships-Accenture Match Play Championship; 2008 Arnold Palmer Invitational

4 **Byron Nelson** (October 11-14, 1945 to January 10-13, 1946); 1945 Seattle Open; 1945 Glen Garden Invitational; 1946 Los Angeles Open; 1946 San Francisco Open
Ben Hogan (August 10, 1946 to September 29, 1946); 1946 Winnipeg Open; 1946 PGA Championship; 1946 Golden State Open; 1946 Dallas Invitational
Jack Burke, Jr. (February 14-17, 1952 to March 6-9, 1952); 1952 Texas Open; 1952 Houston Open; 1952 Baton Rouge Open; 1952 St. Petersburg Open

3 **Walter Hagen**, 1923
Joe Kirkwood, Sr., 1924
Johnny Farrell, 1927
Bill Mehlhorn, 1929
Horton Smith, 1929
Paul Runyan, 1933
Henry Picard, 1939
Jimmy Demaret, 1940
Ben Hogan, 1940
Byron Nelson, 1944, 1945-46
Sam Snead, 1945
Ben Hogan, 1946 (twice)
Bobby Locke, 1947
Jim Ferrier, 1951
Billy Casper, 1960
Arnold Palmer, 1960
Arnold Palmer, 1962
Johnny Miller, 1974
Jack Nicklaus, 1975
Hubert Green, 1976
Gary Player, 1978

Tom Watson, 1980
Nick Price, 1993
David Duval, 1997
Tiger Woods, 2000-01
Vijay Singh, 2004
Rory McIlroy, 2014
Dustin Johnson, 2016-17

MOST VICTORIES IN A SINGLE EVENT

8 **Sam Snead**, Greater Greensboro Open: 1938, 1946, 1949, 1950, 1955, 1956, 1960, 1965 (27-year span also record for time between first and last victories in same event).

Note: Four at Starmount Forest CC and four at Sedgefield CC

Tiger Woods, Arnold Palmer Invitational: 2000, 2001, 2002, 2003, 2008, 2009, 2012, 2013 (all played at Bay Hill Club and Lodge)
Tiger Woods, World Golf Championships-Bridgestone Invitational: 1999, 2000, 2001, 2005, 2006, 2007, 2009, 2013 (all played at Firestone CC)

7 **Tiger Woods**, Farmers Insurance Open: 1999, 2003, 2005, 2006, 2007, 2008, 2013 (all played at Torrey Pines GC)
Tiger Woods, World Golf Championships-Cadillac Championship: 1999, 2002, 2003, 2005, 2006, 2007, 2013 (played at six different courses)

6 **Harry Vardon**, The Open Championship: 1896, 1898, 1899, 1903, 1911, 1914 (played at four different courses)
Alex Ross, North and South Open: 1902, 1904, 1907, 1908, 1910, 1915 (all played at Pinehurst)
Sam Snead, Miami Open: 1937, 1939, 1946, 1950, 1951, 1955 (all played at Miami Springs G&CC)
Jack Nicklaus, Masters Tournament: 1963, 1965, 1966, 1972, 1975, 1986 (all played at Augusta National GC)

5 **J.H. Taylor**, The Open Championship: 1894, 1895, 1900, 1909, 1913
James Braid, The Open Championship: 1901, 1905, 1906, 1908, 1910
Walter Hagen, Western Open: 1916, 1921, 1926, 1927, 1932
Walter Hagen, PGA Championship: 1921, 1924, 1925, 1926, 1927
Sam Snead, Goodall Palm Beach Round Robin: 1938, 1952, 1954, 1955, 1957
Ben Hogan, Colonial National Invitation: 1946, 1947, 1952, 1953, 1959
Peter Thomson, The Open Championship: 1954, 1955, 1956, 1958, 1965
Arnold Palmer, Bob Hope Desert Classic: 1960, 1962, 1968, 1971, 1973
Jack Nicklaus, Tournament of Champions: 1963, 1964, 1971, 1973, 1977
Jack Nicklaus, PGA Championship: 1963, 1971, 1973, 1975, 1980
Tom Watson, The Open Championship: 1975, 1977, 1980, 1982, 1983
Mark O'Meara, AT&T Pebble Beach National Pro-Am: 1985, 1989, 1990, 1992, 1997
Davis Love III, MCI Heritage: 1987, 1991, 1992, 1998, 2003
Tiger Woods, BMW Championship: 1997, 1999, 2003, 2007, 2009
Tiger Woods, the Memorial Tournament: 1999, 2000, 2001, 2009, 2012

MOST CONSECUTIVE VICTORIES IN SINGLE EVENT

4 **Tom Morris, Jr.**, The Open Championship, 1868-70 (no event 1871), 1872
Walter Hagen, PGA Championship, 1924-1927
Gene Sarazen, Miami Open, 1927-1930
Tiger Woods, Bay Hill Invitational, 2000-2003
Tiger Woods, Buick Invitational, 2005-2008

3 **Jamie Anderson**, The Open Championship, 1877-1879
Robert Ferguson, The Open Championship, 1880-1882
Willie Anderson, U.S. Open, 1903-1905
Walter Hagen, Metropolitan Open, 1916, 1919-1920*
Gene Sarazen, Miami Beach Open, 1927-1929
Henry Picard, Tournament of the Gardens, 1935-37
Ralph Guldahl, Western Open, 1936-1938
Ben Hogan, Asheville Land of the Sky Open, 1940-1942
Gene Littler, Tournament of Champions, 1955-1957
Billy Casper, Portland Open, 1959-1961
Arnold Palmer, Texas Open, 1960-1962
Arnold Palmer, Phoenix Open, 1961-1963
Jack Nicklaus, Disney World Golf Classic, 1971-1973
Johnny Miller, Tucson Open, 1974-1976
Tom Watson, Byron Nelson Classic, 1978-1980
Tiger Woods, Memorial Tournament, 1999-2001
Tiger Woods, World Golf Championships-NEC Invitational, 1999-2001
Stuart Appleby, Mercedes Championships, 2004-06
Tiger Woods, World Golf Championships-Bridgestone Invitational, 2005-2007
Tiger Woods, World Golf Championships-Cadillac Championship, 2005-2007
Steve Stricker, John Deere Classic, 2009-2011
* No event held 1917-1918 due to World War I.

MOST VICTORIES AT ONE COURSE

8 **Tiger Woods**, Torrey Pines GC, La Jolla, Calif. (1999, 2003, 2005-2008, 2013 Farmers Insurance Open; 2008 U.S. Open)
Tiger Woods, Bay Hill Club and Lodge, Orlando, Fla. (2000-03, 2008-09, 2012-13)
Tiger Woods, Firestone CC (South), Akron, Ohio (1999-2001, 2005-07, 2009, 2013 Bridgestone Invitational)

6 **Alex Ross**, Pinehurst Resort, Pinehurst, N.C. (1902, 1904, 1907-08, 1910, 1915 North and South Open)
Sam Snead, Miami Springs G&CC, Miami, Fla. (1937, 1939, 1946, 1950, 1951, 1955 Miami Open)
Jack Nicklaus, Augusta National GC, Augusta, Ga, (1963, 1965-66, 1972, 1975, 1986 Masters Tournament)

MOST VICTORIES (SEASON)

18 **Byron Nelson**, 1945
13 **Ben Hogan**, 1946
11 **Sam Snead**, 1950
10 **Ben Hogan**, 1948
9 **Paul Runyan**, 1933
Tiger Woods, 2000
Vijay Singh, 2004
8 **Horton Smith**, 1929
Gene Sarazen, 1930
Byron Nelson, 1944
Arnold Palmer, 1960
Arnold Palmer, 1962
Johnny Miller, 1974
Sam Snead, 1938
Tiger Woods, 1999
Tiger Woods, 2006
7 13 times, most recently **Tiger Woods**, 2007

LONGEST TIME BETWEEN FIRST AND LAST VICTORY AT THE SAME EVENT (WON OTHER TIMES IN THAT EVENT)

27 years, **Sam Snead**, Greater Greensboro Open (1938-1965) (won six other GGOs in between)

LONGEST TIME BETWEEN FIRST AND SECOND VICTORY AT THE SAME EVENT

21 years, **Hale Irwin**, Heritage Classic (1973-1994)

FIRST TWO CAREER WINS IN SAME TOURNAMENT (SINCE 1960)

Hale Irwin 1971, 1973 Sea Pines Heritage
Dave Eichelberger 1971, 1977 Greater Milwaukee Open
Calvin Peete 1979, 1982 Greater Milwaukee Open
Loren Roberts 1994, 1995 Bay Hill Invitational
Brian Henninger 1994, 1999 Southern Farm Bureau Classic
Vaughn Taylor 2004, 2005 Reno-Tahoe Open
J.B. Holmes 2006, 2008 FBR Open
Boo Weekley 2007, 2008 Verizon Heritage
Matt Every 2014, 2015 Arnold Palmer Invitational
Justin Thomas 2015, 2016 CIMB Classic
Daniel Berger 2016, 2017 FedEx St. Jude Classic

MOST FIRST-TIME WINNERS DURING A SEASON

18 2002
16 2015-16
15 2010
14 1991, 2011
13 1996, 2006
12 1979, 1980, 1986, 2005, 2007, 2008, 2013, 2016-17
11 1977, 1985, 1988, 2014-15
10 1968, 1969, 1971, 1974, 1983, 1987, 1990, 1994, 2001, 2004, 2013-14

MOST YEARS BETWEEN VICTORIES

15 years, 6 months, **Robert Gamez** (March 25, 1990-September 25, 2005), 396 starts
15 years, 5 months, 10 days, **Butch Baird** (May 7, 1961-October 17, 1976), 240 starts
14 years, 8 months, 2 days, **Ed Fiori** (January 17, 1982-September 15, 1996), 409 starts
13 years, 8 months, **Tommy Armour III** (January 28, 1990-September 28, 2003), 366 starts
13 years, 8 months, **Joey Sindelar** (September 9, 1990 – May 9, 2004), 370 starts

MOST YEARS FROM FIRST VICTORY TO LAST

28 years, 11 months, 20 days, **Raymond Floyd** (March 17, 1963-March 8, 1992)
28 years, 6 months, 28 days, **Sam Snead** (April 7, 1936-April 4, 1965)
28 years, 4 months, 4 days, **Davis Love III** (April 19, 1987-August 23, 2015)
23 years, 11 months, 24 days, **Tom Watson** (June 30, 1974-May 24, 1998)
23 years, 11 months, 5 days, **Macdonald Smith** (August 28, 1912-August 2, 1936)
23 years, 9 months, 27 days, **Jack Nicklaus** (June 17, 1962-April 13, 1986)

MOST WINS BY PLAYERS IN THEIR 20s

46 **Tiger Woods**
30 **Jack Nicklaus**

MULTIPLE WINS BY PLAYERS AGE 22 AND UNDER

14 **Horton Smith** (1928-30)
8 **Jordan Spieth** (2013-16)
7 **Tiger Woods** (1996-98)
4 **Gene Sarazen** (1922-23) **Tom Morris, Jr.** (1868-72)
3 **Jack Nicklaus** (1962) **Sergio Garcia** (2001-02) **Rory McIlroy** (2010-12)
2 **Raymond Floyd** (1963-65) **Johnny McDermott** (1911-12) **Seve Ballesteros** (1978-79) **Phil Mickelson** (1991-93) **Robert Gamez** (1990) **Jerry Pate** (1976) **Si Woo Kim** (2016-17)

MOST WINS BY PLAYERS IN THEIR 30s

44 **Arnold Palmer**
43 **Ben Hogan**
38 **Jack Nicklaus**
37 **Sam Snead**
35 **Byron Nelson**
34 **Billy Casper**

MOST WINS BY PLAYERS AFTER AGE 40

22 **Vijay Singh**
17 **Sam Snead**

YOUNGEST WINNERS (SINCE 1900)

19 years, 4 days, **Harry Cooper**, 1923 Galveston Open
19 years, 2 months, 3 days, **Ralph Guldahl**, 1931 Santa Monica Open
19 years, 10 months, 14 days, **Johnny McDermott**, 1911 U.S. Open
19 years, 11 months, 18 days, **Jordan Spieth**, 2013 John Deere Classic
20 years, 5 days, **Gene Sarazen**, 1922 Southern Open
20 years, 1 month, 15 days, **Charles Evans, Jr.** (amateur), 1910 Western Open
20 years, 2 months, 9 days, **Ralph Guldahl**, 1932 Arizona Open
20 years, 4 months, 12 days, **Francis Ouimet**, (amateur), 1913 U.S. Open
20 years, 4 months, 18 days, **Gene Sarazen**, 1922 U.S. Open
20 years, 5 months, 13 days, **Horton Smith**, 1928 Oklahoma City Open
20 years, 5 months, 22 days, **Gene Sarazen**, 1922 PGA Championship
20 years, 6 months, 7 days, **Tom Creavy**, 1931 Northeastern New York
20 years, 6 months, 13 days, **Raymond Floyd**, 1963 St. Petersburg Open
20 years, 6 months, 25 days, **Phil Mickelson** (amateur), 1991 Northern Telecom Open
20 years, 7 months, 1 day, **Horton Smith**, 1928 Catalina Island Open
20 years, 7 months, 16 days, **Tom Creavy**, 1931 PGA Championship
20 years, 8 months, 18 days, **Horton Smith**, 1929 Pensacola Open
20 years, 9 months, 6 days, **Tiger Woods**, 1996 Las Vegas Invitational
20 years, 9 months, 14 days, **Horton Smith**, 1929 Fort Myers Open
20 years, 9 months, 20 days, **Tiger Woods**, 1996 Walt Disney World Classic
20 years, 10 months, 1 day, **Horton Smith**, 1929 La Gorce Open
20 years, 10 months, 2 days, **Albert Murray**, 1908 Canadian Open
20 years, 10 months, 5 days, **Horton Smith**, 1929 North and South Open
20 years, 11 months, 24 days, **Seve Ballesteros**, 1978 Greater Greensboro Open
20 years, 11 months, 25 days, **Johnny McDermott**, 1912 U.S. Open
20 years, 11 months, 28 days, **Rory McIlroy**, 2010 Quail Hollow Championship

Note: Tom Morris, Jr. won the 1868 The Open Championship at age 17 years, 5 months, 8 days. He repeated in 1869 (18, 4, 27) and 1870 (19, 4, 26).

OLDEST WINNERS

52 years, 10 months, 8 days, **Sam Snead**, 1965 Greater Greensboro Open
51 years, 7 months, 10 days, **Art Wall**, 1975 Greater Milwaukee Open
51 years, 4 months, 10 days, **Davis Love III**, 2015 Wyndham Championship
51 years, 3 months, 7 days, **Jim Barnes**, 1937 Long Island Open
51 years, 1 month, 5 days, **John Barnum**, 1962 Cajun Classic
50 years, 8 months, 11 days, **Fred Funk**, 2007 Mayakoba Golf Classic
50 years, 1 month, 18 days, **Craig Stadler**, 2003 B.C. Open
49 years, 6 months, 4 days, **Raymond Floyd**, 1992 Doral-Ryder Open
49 years, 5 months, 25 days, **Woody Austin**, 2013 Sanderson Farms Championship
49 years, 4 months, 23 days, **Peter Jacobsen**, 2003 Greater Hartford Open

OLDEST FIRST-TIME WINNER

51 years, 1 month, 5 days, John Barnum, 1962 Cajun Classic

AMATEUR WINNERS OF PGA TOUR EVENTS (SINCE 1940)

Frank Stranahan, 1945 Durham War Bond Tournament
Fred Haas, 1945 Memphis Invitational
Cary Middlecoff, 1945 North and South Open
Frank Stranahan, 1948 Miami Open
Gene Littler, 1954 San Diego Open
Doug Sanders, 1956 Canadian Open
Scott Verplank, 1985 Western Open
Phil Mickelson, 1991 Northern Telecom Open

WIDEST WINNING MARGIN (STROKES)

16 **J. Douglas Edgar**, 1919 Canadian Open
Joe Kirkwood, Sr., 1924 Corpus Christi Open
Sam Snead, 1936 West Virginia Closed Pro
Bobby Locke, 1948 Chicago Victory National Championship
15 **Tiger Woods**, 2000 U.S. Open
14 **Gene Sarazen**, 1935 Massachusetts Open
Ben Hogan, 1945 Portland Invitational
Johnny Miller, 1975 Phoenix Open
13 **Byron Nelson**, 1945 Seattle Open
Gene Littler, 1955 Tournament of Champions
Phil Mickelson, 2006 BellSouth Classic
12 **Byron Nelson**, 1939 Phoenix Open
Arnold Palmer, 1962 Phoenix Open
Jose Maria Olazabal, 1990 NEC World Series of Golf
Tiger Woods, 1997 Masters Tournament

BEST COME-FROM-BEHIND IN FINAL ROUND TO WIN (STROKES)

10 **Paul Lawrie**, 1999 Open Championship
9 **Stewart Cink**, 2004 MCI Heritage
8 **Jack Burke, Jr.**, 1956 Masters Tournament
Ken Venturi, 1959 Los Angeles Open
Mark Lye, 1983 Bank of Boston Classic
Hal Sutton, 1985 St. Jude Memphis Classic
Chip Beck, 1990 Buick Open
Scott Simpson, 1998 Buick Invitational
Craig Stadler, 2003 B.C. Open
Kyle Stanley, 2012 Waste Management Phoenix Open

LARGEST LEAD WITH 18 HOLES TO PLAY (STROKES)

13 **Sam Snead**, 1936 West Virginia Closed Pro (won by 16)
Bobby Locke, 1948 Chicago Victory National Championship (won by 16)
11 **Gene Sarazen**, 1927 Long Island Open (won by 11)
10 **Walter Hagen**, 1920 Florida West Coast Open (won by 12)
Gene Sarazen, 1935 Massachusetts Open (won by 14)
Ben Hogan, 1945 Portland Invitational (won by 14)
Gene Littler, 1955 Tournament of Champions (won by 13)
Tiger Woods, 2000 U.S. Open (won by 15)

LARGEST LEAD WITH 18 HOLES TO PLAY AND LOST (STROKES)

6 **Bobby Cruickshank**, 1928 Florida Open
Gay Brewer, 1969 Danny Thomas-Diplomat Classic
Hal Sutton, 1983 Anheuser-Busch Golf Classic
Greg Norman, 1996 Masters Tournament
Sergio Garcia, 2005 Wachovia Championship
Spencer Levin, 2012 Waste Management Phoenix Open

WINNING SCORES OF EVEN-PAR OR WORSE IN NON-MAJORS (SINCE 1980)

1-over, **Bruce Lietzke**, 1981 Byron Nelson Golf Classic
1-over, **Billy Mayfair**, 1995 TOUR Championship
Even, **Greg Norman**, 1990 Memorial Tournament

Major Championship Wins

AMATEUR AND PROFESSIONAL

20 **Jack Nicklaus**, 1959-86 (6 Masters, 4 U.S. Opens, 3 Open Championships, 5 PGA Championships, 2 U.S. Amateurs)
17 **Tiger Woods**, 1994-2008 (4 Masters, 3 U.S. Opens, 3 Open Championships, 4 PGA Championships, 3 U.S. Amateurs)
13 **Bobby Jones**, 1923-30 (4 U.S. Opens, 3 Open Championships, 5 U.S. Amateurs, 1 British Amateur)
11 **Walter Hagen**, 1914-29 (2 U.S. Opens, 4 Open Championships, 5 PGA Championships)
9 **John Ball**, 1888-1912 (1 The Open Championship, 8 British Amateurs)
Ben Hogan, 1946-53 (2 Masters, 4 U.S. Opens, 1 Open Championship, 2 PGA Championships)
Gary Player, 1959-78 (3 Masters, 1 U.S. Open, 3 Open Championships, 2 PGA Championships)
8 **Arnold Palmer**, 1954-64 (4 Masters, 1 U.S. Open, 2 Open Championships, 1 U.S. Amateur)
Tom Watson, 1975-83 (2 Masters, 1 U.S. Open, 5 Open Championships)

PROFESSIONAL

18 **Jack Nicklaus**
14 **Tiger Woods**
11 **Walter Hagen**
9 **Ben Hogan**
Gary Player
8 **Tom Watson**
7 **Bobby Jones**
Arnold Palmer
Sam Snead
Harry Vardon
Gene Sarazen
6 **Nick Faldo**
Lee Trevino
5 **Seve Ballesteros**
James Braid
Phil Mickelson
Byron Nelson
John H. Taylor
Peter Thomson
4 **Willie Anderson**
Jim Barnes
Ernie Els
Raymond Floyd
Bobby Locke
Rory McIlroy
Tom Morris, Sr.
Tom Morris, Jr.
Willie Park
3 **James Anderson**
Tommy Armour
Julius Boros
Billy Casper
Henry Cotton
Jimmy Demaret
Robert Ferguson
Ralph Guldahl
Padraig Harrington
Hale Irwin
Cary Middlecoff
Larry Nelson
Nick Price
Denny Shute
Vijay Singh
Jordan Spieth
Payne Stewart
2 **Jack Burke**
Angel Cabrera
Ben Crenshaw
John Daly
Leo Diegel
Olin Dutra
Doug Ford
Retief Goosen
David Graham
Hubert Green
Harold Hilton
Jock Hutchison
Tony Jacklin
Lee Janzen
Zach Johnson
Martin Kaymer
Bernhard Langer
Sandy Lyle
Bob Martin
John McDermott
Johnny Miller
Greg Norman
Andy North
Jose Maria Olazabal
Mark O'Meara
Willie Park, Jr.
Henry Picard
Ted Ray
Paul Runyan
Alex Smith
Horton Smith
Dave Stockton
Curtis Strange
Bubba Watson
Craig Wood
Fuzzy Zoeller
1 **Tommy Aaron**
George Archer
Laurie Auchterlonie
Willie Auchterlonie
Paul Azinger
Ian Baker-Finch
John Ball
Jerry Barber
Rich Beem
Tommy Bolt
Keegan Bradley
Gay Brewer
Mark Brooks
David Brown
Billy Burke
Walter Burkemo
Jack Burns
Dick Burton
Mark Calcavecchia
Michael Campbell
Bob Charles
Stewart Cink
Darren Clarke
Charles Coody
Fred Couples
Tom Creavy
Ben Curtis
Fred Daly
Jason Day
Roberto De Vicenzo
Jason Dufner
George Duncan
David Duval
Steve Elkington
Chick Evans
Johnny Farrell
Max Faulkner
Willie Fernie
Jim Ferrier
Dow Finsterwald
Jack Fleck
James Foulis
Ed Furgol
Jim Furyk
Sergio Garcia
Al Geiberger
Vic Ghezzi
Lucas Glover
Bob Goalby
Johnny Goodman
Wayne Grady

Lou Graham
Bob Hamilton
Todd Hamilton
Chick Harbert
Claude Harmon
Chandler Harper
Arthur Havers
Jay Hebert
Lionel Hebert
Fred Herd
Sandy Herd
Trevor Immelman
Don January
Dustin Johnson
Steve Jones
Herman Keiser
Tom Kidd
Hugh Kirkaldy
Tom Kite
Brooks Koepka
Paul Lawrie
Tom Lehman
Tony Lema
Justin Leonard
Lawson Little
Gene Littler
Joe Lloyd
Davis Love III
Willie Macfarlane
John Mahaffey
Tony Manero
Lloyd Mangrum
Dave Marr
Arnaud Massy
Dick Mayer
Graeme McDowell
Fred McLeod
Shaun Micheel
Larry Mize
Orville Moody
Kel Nagle
Bobby Nichols
Geoff Ogilvy
Francis Ouimet
Alf Padgham
Mungo Park
Sam Parks, Jr.
Jerry Pate
Corey Pavin
Alf Perry
Louis Oosthuizen
Horace Rawlins
Johnny Revolta
Bill Rogers
Bob Rosburg
Justin Rose
Alex Ross
George Sargent
Charl Schwartzel
Adam Scott
Jack Simpson
Scott Simpson
Webb Simpson
Jeff Sluman
Willie Smith
Craig Stadler
Henrik Stenson
Andrew Strath
Hal Sutton
Justin Thomas
David Toms
John Travers
Bob Tway
Ken Venturi
Lanny Wadkins
Cyril Walker
Jimmy Walker
Art Wall
Mike Weir
Tom Weiskopf
Reg Whitcombe
Jack White
Danny Willett
Ian Woosnam
Lew Worsham
Y.E. Yang

WINNERS OF CAREER GRAND SLAM

Gene Sarazen: 1922 U.S. Open, 1922 PGA Championship, 1932 Open Championship, 1935 Masters Tournament
Ben Hogan: 1946 PGA Championship, 1948 U.S. Open, 1951 Masters Tournament, 1953 Open Championship
Gary Player: 1959 Open Championship, 1961 Masters Tournament, 1962 PGA Championship, 1965 U.S. Open
Jack Nicklaus: 1962 U.S. Open, 1963 Masters Tournament, 1963 PGA Championship, 1966 Open Championship
Tiger Woods: 1997 Masters Tournament, 1999 PGA Championship, 2000 U.S. Open, 2000 Open Championship

Note: Nicklaus and Woods have won the Career Grand Slam twice
Note: In the event of multiple victories in a major championship, only the the first is listed

YOUNGEST MAJOR WINNERS

Masters: 21 years, 3 months, 14 days, **Tiger Woods**, 1997
U.S. Open: 19 years, 10 months, 14 days, **Johnny McDermott**, 1911
The Open Championship (modern era): 22 years, 3 months, 12 days, **Seve Ballesteros**, 1979
The Open Championship (pre-modern era): 17 years, 5 months, 8 days, **Tom Morris, Jr.**, 1868
PGA Championship: 20 years, 5 months, 22 days, **Gene Sarazen**, 1922

PLAYERS WINNING THE WEEK BEFORE WINNING A MAJOR (SINCE 1934)

2014 **Rory McIlroy** won World Golf Championships-Bridgestone Invitational followed by the PGA Championship
2007 **Tiger Woods** won World Golf Championships-Bridgestone Invitational followed by the PGA Championship
2006 **Phil Mickelson** won BellSouth Classic followed by the Masters
1988 **Sandy Lyle** won Greater Greensboro Open followed by the Masters
1971 **Lee Trevino** won the Canadian Open followed by the Open Championship
1959 **Art Wall** won the Azalea Open followed by the Masters
1949 **Sam Snead*** won the Greater Greensboro Open followed by the Masters
1946 **Ben Hogan*** won the Winnipeg Open followed by the PGA Championship

1945 **Byron Nelson*** won the Chicago Victory Open followed by the PGA Championship
1939 **Ralph Guldahl** won the Greater Greensboro Open followed by the Masters
1939 **Henry Picard*** won the Scranton Open followed by the PGA Championship

* No event scheduled the week after first win. Major was the next event contested.

PLAYERS TO WIN MAJOR AND THEN WIN FOLLOWING WEEK (SINCE 1934)

2006 **Tiger Woods** won the PGA Championship and then the World Golf Championships-Bridgestone Invitational
2000 **Tiger Woods** won the PGA Championship and then the World Golf Championships-NEC Invitational
1998 **Vijay Singh** won PGA Championship and then The INTERNATIONAL
1990 **Hale Irwin** won the U.S. Open and then the Buick Classic
1985 **Bernhard Langer** won the Masters and then the MCI Heritage Classic
1978 **John Mahaffey** won the PGA and then the American Optical Classic
1978 **Gary Player** won the Masters and then the Tournament of Champions
1966 **Billy Casper** won the U.S. Open and then the Western Open
1950 **Jimmy Demaret** won the Masters and then the North Fulton Open
1938 **Ralph Guldahl** won the U.S. Open and then the Western Open

Playoffs

LONGEST SUDDEN-DEATH PLAYOFFS (HOLES)

11 1949 Motor City Open: **Cary Middlecoff** and **Lloyd Mangrum** were declared co-winners by mutual agreement due to darkness
8 1965 Azalea Open: **Dick Hart** def. **Phil Rodgers**
1978 Greater Milwaukee Open: **Lee Elder** def. **Lee Trevino**

1981 Quad Cities Open: **Dave Barr** def. **Woody Blackburn**, **Dan Halldorson**, **Frank Conner**, **Victor Regalado**
1983 Phoenix Open: **Bob Gilder** def. **Rex Caldwell**, **Johnny Miller**, **Mark O'Meara**
2012 Mayakoba Golf Classic: **John Huh** def. **Robert Allenby**

MOST PLAYERS IN SUDDEN-DEATH PLAYOFF
6 1994 GTE Byron Nelson Classic: **Neal Lancaster** def. **Tom Byrum**, **Mark Carnevale**, **David Edwards**, **Yoshinori Mizumaki** and **David Ogrin**
2001 Nissan Open: **Robert Allenby** def. **Toshi Izawa**, **Brandel Chamblee**, **Bob Tway**, **Jeff Sluman** and **Dennis Paulson**
5 Eight times, (most recently 2016 The RSM Classic: **Mac Hughes** def. **Camilo Villegas**, **Henrik Norlander**, **Blayne Barber** and **Billy Horschel**

MOST PLAYOFFS (SEASON)
18 2011
17 2014-15
16 1988
1991
15 1972
14 2004

Putting Records

FEWEST PUTTS (ROUND)
18 **Sam Trahan**, Whitemarsh Valley CC, final round, 1979 IVB Philadelphia Golf Classic; **Mike McGee**, Colonial CC, first round, 1987 Federal Express St. Jude Classic; **Kenny Knox**, Harbour Town GL, first round, 1989 MCI Heritage Classic; **Andy North**, Kingsmill GC, second round, 1990 Anheuser-Busch Golf Classic; **Jim McGovern**, TPC Southwind, second round, 1992 Federal Express St. Jude Classic; **Corey Pavin**, Glen Abbey GC, second round, 2000 Bell Canadian Open; **Ken Duke**, Doral CC, third round, 2009 World Golf Championships-CA Championship; **Blake Adams**, Harbour Town GL, second round, 2010 Verizon Heritage

FEWEST PUTTS (FOUR ROUNDS)
92 **David Frost**, Harbour Town GL, 2005 MCI Heritage
93 **Kenny Knox**, Harbour Town GL, 1989 MCI Heritage Classic; **Mark Calcavecchia**, Forest Oaks CC, 2002 Greater Greensboro Chrysler Classic; **Brian Gay**, TPC Blue Monster at Trump Doral, 2013 World Golf Championships-Cadillac Championship
94 **George Archer**, Harbour Town GL, 1980 Heritage Classic; **Bob Tway**, Harbour Town GL, 1986 MCI Heritage Classic

FEWEST PUTTS (NINE HOLES)
6 **Stan Utley**, Northview G&CC, front nine, second round, 2002 Air Canada Championship
7 **Bill Nary**, El Paso CC, back nine, third round, 1952 El Paso Open

Miscellaneous

TWO HOLES-IN-ONE, SAME ROUND/SAME DAY
Brian Harman, 2015 The Barclays, Plainfield CC; No. 3 (183 yards, 7-iron) and No. 14 (218 yards, 4-iron), final round; shot 68
Yusaku Miyazato, 2006 Reno Tahoe Open, Montreux G&CC; No. 7 (230 yards, 4-iron) and No. 12 (173 yards, 7-iron)/second round; shot 68
Bill Whedon, 1955 Insurance City Open, Wethersfield (CT) CC; No. 5 (168 yards, 5-iron) and No. 9 (206 yards, 3-iron)/first round; shot 75

TWO HOLES-IN-ONE, SAME TOURNAMENT
Brian Harman, 2015 The Barclays, final round
Yusaku Miyazato, 2006 Reno-Tahoe Open, second round
Bob Tway, 1994 Memorial Tournament, first round, third round
Glen Day, 1994 Greater Hartford Open, second round, third round
Jack Rule, 1964 Mountain View Open, first round, fourth round
Dick Ferguson, 1958 Jamaica Open, second round, fourth round
Bill Whedon, 1955 Insurance City Open, first round
Jim Ferrier, 1946 San Francisco Open, first round, fourth round

HOLE-IN-ONE ON PAR-4
Andrew Magee, driver, 332-yard, No. 17, TPC Scottsdale, first round, 2001 Phoenix Open

MOST CONSECUTIVE EVENTS WITHOUT MISSING CUT
141 **Tiger Woods**, Buick Invitational, February 5-8, 1998, through Wachovia Championship, May 8, 2005 (missed the cut at 2005 EDS Byron Nelson Championship)
113 **Byron Nelson**, Bing Crosby National Pro-Am, January 26, 1941, through Colonial National Invitation, May 27-30, 1948 (withdrew after two rounds of 1949 Bing Crosby National Pro-Am)

105 **Jack Nicklaus**, Sahara Open, October 29-November 1,1970, through World Series of Golf, September 2-5, 1976 (missed cut 1976 World Open)
86 **Hale Irwin**, Bing Crosby National Pro-Am, January 23-26, 1975, through conclusion of 1978 season (missed cut in first start of 1979 season at Bing Crosby National Pro-Am)
72 **Dow Finsterwald**, Carling Golf Classic, September 22-25, 1955, through Houston Invitational, February 21-24, 1958 (missed the cut at Baton Rouge Open Invitational)
53 **Tom Kite**, Western Open, July 3-6, 1980, through Manufacturers Hanover Westchester Classic, June 24-27, 1982 (missed cut at 1982 Canadian Open)

MOST CAREER CUTS MADE
592 **Jay Haas**
590 **Tom Kite**
583 **Raymond Floyd**
566 **Gene Littler**
561 **Doug Ford**
543 **Arnold Palmer**

Note: Does not include made cuts at tournaments that were, at the time, considered unofficial.

MOST TOP-10 FINISHES (SEASON)
31 **Harold "Jug" McSpaden**, 1945

MOST TOP-10 FINISHES (CAREER)
358 **Sam Snead**

MOST CONSECUTIVE TOP-10s (CAREER)
65 **Byron Nelson**, 1942 Texas Open through 1946 New Orleans Open

YOUNGEST PROFESSIONAL SHOOTING HIS AGE OR BELOW
66 (4-under, fourth round), **Sam Snead** (age 67), 1979 Quad Cities Open
67 (3-under, second round), **Sam Snead** (age 67), 1979 Quad Cities Open

MOST VICTORIES BEFORE AGE 21
7 **Horton Smith**

YOUNGEST TO WIN FIVE TITLES
20 years, 10 months, 1 day, **Horton Smith**
21 years, 5 months, 20 days, **Tiger Woods**

OLDEST ROOKIE
47 years, 5 months, 6 days, **Allen Doyle**, 1996
47 years, 4 months, 6 days, **Jim Rutledge**, 2007

OLDEST FIRST-TIME WINNERS (SINCE 1970)
47 years, 8 months, 19 days, **Ed Dougherty**, 1995 Deposit Guaranty Golf Classic
44 years, 4 months, 25 days, **Ken Duke**, 2013 Travelers Championship
44 years, 3 months, 6 days, **Alex Cejka,** 2015 Puerto Rico Open
43 years, 11 months, 19 days, **Greg Kraft**, 2008 Puerto Rico Open presented by Banco Popular
42 years, 8 months, 28 days, **Bruce Fleisher**, 1991 New England Classic
42 years, 8 months, 22 days, **Greg Chalmers**, 2016 Barracuda Championship
41 years, 10 months, 1 day, **Bart Bryant**, 2004 Valero Texas Open
40 years, 9 months, 27 days, **Brad Bryant**, 1995 Walt Disney World/Oldsmobile Classic
40 years, 5 months, 13 days, **Isao Aoki**, 1983 Hawaiian Open
40 years, 2 months, 6 days, **Stephen Ames**, 2004 Cialis Western Open

YOUNGEST TO PLAY
11 years, 11 months, 10 days, **Don Dunkelberger**, 1937 Chicago Victory Open (WD after first round)
14 years, 2 months, 29 days, **Michelle Wie**, 2004 Sony Open in Hawaii (72-68—140, missed cut)

14 years, 5 months, 11 days, **Marshall Springer**, 1937 Chicago Open (missed cut)
14 years, 5 months, 17 days, **Guan Tianlang**, 2013 Masters Tournament (73-75-77-75—300, 58)
14 years, 6 months, **Andy Zhang**, 2012 U.S. Open (79-78—157, missed cut)
14 years, 6 months, **Guan Tianlang**, 2013 Zurich Classic of New Orleans (72-69-77-74—292, 71)
14 years, 6 months 20 days, **Guan Tianlang**, 2013 HP Byron Nelson Championship (70-77—147, missed cut)

14 years, 7 months, 5 days, **Guan Tianlang**, 2013 Memorial Tournament (72-79—151, missed cut)
14 years, 7 months, 24 days, **Lorens Chan**, 2009 Sony Open in Hawaii (72-75—147, missed cut)
14 years, 8 months, **Marshall Springer**, 1937 Western Open (84-90—174, missed cut)
14 years, 9 months, 7 days, **George Burtoft**, 1937 Utah Open (88-91-80-93—352, finish N/A)
15 years, 3 months, 2 days, **Michelle Wie**, 2005 Sony Open in Hawaii (75-74—149, missed cut)
15 years, 5 months, 7 days, **Tadd Fujikawa**, 2006 U.S. Open (81-77—158, missed cut)
15 years, 8 months, 20 days, **Bob Panasik**, 1957 Canadian Open (71-74-75-76—296, T66)
15 years, 8 months, 29 days, **Michelle Wie**, 2005 John Deere Classic (70-71—141, missed cut)
15 years, 7 months, 2 days, **George Burtoft**, 1938 Washington Open (149-156—305, finish N/A)

YOUNGEST TO PLAY IN EACH MAJOR

Masters Tournament,
14 years, 5 months, 17 days, **Guan Tianlang**, 2013 (58th)
U.S. Open,
14 years, 6 months, **Andy Zhang**, 2012 (missed cut)
The Open Championship,
14 years, 4 months, 25 days, **Tom Morris, Jr.**, 1865 (missed cut)
PGA Championship,
17 years, 10 months, 27 days, **Ryo Ishikawa**, 2009 (T56)

OLDEST TO PLAY

77 years, 10 months, 9 days, **Jerry Barber**, 1994 Buick Invitational (missed cut)

YOUNGEST TO MAKE CUT

14 years, 5 months, 17 days, **Guan Tianlang**, 2013 Masters (58)
14 years, 6 months, 1 day, **Guan Tianlang**, 2013 Zurich Classic of New Orleans (71)
15 years, 8 months, 20 days, **Bob Panasik**, 1957 Canadian Open (T66)
16 years, 4 days, **Tadd Fujikawa**, 2007 Sony Open in Hawaii (T20)
16 years, 2 months, 23 days, **Justin Thomas**, 2009 Wyndham Championship (T78)
16 years, 2 months, 29 days, **Matteo Manassero**, 2009 The Open Championship (T13)
16 years, 6 months, 20 days, **Donald Carrick**, 1923 Canadian Open (22)
16 years, 9 months, 7 days, **Ty Tryon**, 2001 Honda Classic (T39)
16 years, 9 months, 24 days, **Jordan Spieth**, 2010 HP Byron Nelson Championship (T16)
16 years, 11 months, 21 days, **Matteo Manassero**, 2010 Masters Tournament (T36)
17 years, 1 month, 5 days, **Jorge Garcia**, 2013 Puerto Rico Open (75)
17 years, 1 month, 22 days, **Tommy Jacobs**, 1952 Masters Tournament (6)

OLDEST TO MAKE CUT

67 years, 2 months, 21 days, **Sam Snead**, 1979 Manufacturers Hanover Westchester Classic (T47)

OLDEST TO FINISH IN TOP 10

63 years, 3 months, 4 days, **Sam Snead**, 1975 B.C. Open (T8)

OLDEST TO MAKE CUT IN MAJOR

67 years, 2 months, 7 days, **Sam Snead**, 1979 PGA Championship (T42)

OLDEST TO TOP-10 IN MAJOR

62 years, 2 months, 15 days, **Sam Snead**, 1974 PGA Championship (T3)

FIRST AFRICAN-AMERICAN TO PLAY

John Shippen, 1896 U.S. Open (T6)

Note: Bill Spiller and Ted Rhodes both played in the 1948 Los Angeles Open, becoming the first African-Americans to play in a sponsored PGA TOUR event

FIRST AFRICAN-AMERICAN TO WIN OFFICIAL TITLE

Pete Brown, 1964 Waco Turner Open

WOMEN WHO PLAYED IN PGA TOUR EVENTS

Babe Didrikson Zaharias (7): 1935 Cascades Open (September 19-21), 86-88—174 (missed cut); sponsor invitation; 1937 Chicago Open (July 23-25), 86 (withdrew); sponsor invitation; 1938 Los Angeles Open (January 7-10), 81-84—165 (missed cut); sponsor invitation; 1945 Los Angeles Open (January 5-8) 76-81-79—236 (missed cut); qualified with 76-76—152; 1945 Phoenix Open (January 11-14) 77-72-75-80—304 (33rd); sponsor invitation; 1945 Tucson Open (January 18-21) 307 total (42nd); qualified with 74-81—155 ;1946 Los Angeles Open (January 3-6), 81-81—162 (withdrew); sponsor invitation
Shirley Spork (1): 1952 Northern California-Reno Open (Oct. 9-12), 77-80-77-80—314 (105th); sponsor invitation
Annika Sorenstam (1): 2003 Bank of America Colonial (May 22-25) 71-74—145 (missed cut); sponsor invitation
Suzy Whaley (1): 2003 Greater Hartford Open (July 24-27), 75-78—153 (missed cut); qualified by winning 2002 Connecticut PGA Section Championship
Michelle Wie (8): 2004 Sony Open in Hawaii (Jan.15-18) 72-68—140 (missed cut); sponsor invitation; 2005 Sony Open in Hawaii (Jan. 13-16) 75-74—149 (missed cut); sponsor invitation; 2005 John Deere Classic (July 7-10) 70-71—141 (missed cut); sponsor invitation; 2006 Sony Open in Hawaii (Jan. 12-15) 79-68—147 (missed cut); sponsor invitation; 2006 John Deere Classic (July 13-16) 77-WD (illness); sponsor invitation; 2006 84 LUMBER Classic (September 14-17) 77-81—158 (missed cut); sponsor invitation; 2007 Sony Open In Hawaii (Jan. 11-14) 78-76—154 (missed cut); sponsor invitation; 2008 Legends Reno-Tahoe Open (July 31-Aug. 3) 73-80—153 (missed cut); sponsor invitation

LEFTHANDED WINNERS

42 **Phil Mickelson** 1991 Northern Telecom Open. 1993 Buick Invitational of California, The International. 1994 Mercedes Championships. 1995 Northern Telecom Open. 1996 Nortel Open, Phoenix Open, GTE Byron Nelson Golf Classic, NEC World Series of Golf. 1997 Bay Hill Invitational, Sprint International. 1998 Mercedes Championships, AT&T Pebble Beach National Pro-Am. 2000 Buick Invitational, BellSouth Classic, MasterCard Colonial, TOUR Championship. 2001 Buick Invitational, Canon Greater Hartford Open. 2002 Bob Hope Chrysler Classic, Canon Greater Hartford Open. 2004 Bob Hope Chrysler Classic, Masters Tournament. 2005 FBR Open, AT&T Pebble Beach National Pro-Am, BellSouth Classic, PGA Championship. 2006 BellSouth Classic, Masters Tournament. 2007 AT&T Pebble Beach National Pro-Am, THE PLAYERS Championship, Deutsche Bank Championship. 2008 Northern Trust Open, Crowne Plaza Invitational at Colonial. 2009 Northern Trust Open, World Golf Championships-CA Championship, TOUR Championship by Coca-Cola. 2010 Masters Tournament. 2011 Shell Houston Open. 2012 AT&T Pebble Beach National Pro-Am. 2013 Waste Management Phoenix Open. The Open Championship.
9 **Bubba Watson** 2010 Travelers Championship. 2011 Farmers Insurance Open. 2011 Zurich Classic of New Orleans. 2012 Masters Tournament. 2014 Northern Trust Open. 2014 Masters Tournament. 2014 World Golf Championships-HSBC Champions. 2015 Travelers Championship. 2016 Northern Trust Open.
8 **Mike Weir** 1999 Air Canada Championship. 2000 World Golf Championships-American Express Championship. 2001 TOUR Championship. 2003 Bob Hope Chrysler Classic, Nissan Open, Masters Tournament. 2004 Nissan Open. 2007 Fry's Electronics Open.
6 **Bob Charles** 1963 Houston Classic. British Open. 1965 Tucson Open Invitational. 1967 Atlanta Classic. 1968 Canadian Open. 1974 Greater Greensboro Open.
4 **Steve Flesch** 2003 HP Classic of New Orleans. 2004 Bank of America Colonial. 2007 Reno-Tahoe Open. Turning Stone Resort Championship.
2 **Brian Harman** 2014 John Deere Classic. 2017 Wells Fargo Championship.
1 **Sam Adams** 1973 Quad Cities Open
Ernie Gonzalez 1986 Pensacola Open
Russ Cochran 1991 Centel Western Open
Eric Axley 2006 Valero Texas Open
Ted Potter, Jr. 2012 Greenbrier Classic
Greg Chalmers, 2016 Barracuda Championship
Cody Gribble, 2016 Sanderson Farms Championship

1-2 FINISHES BY LEFTHANDERS (SINCE 2005)

Bubba Watson (won) and **Phil Mickelson** (second), 2011 Farmers Insurance Open
Phil Mickelson (won) and **Mike Weir** (second), 2005 AT&T Pebble Beach National Pro-Am

FATHER-SON WINNERS

Tom Morris, Sr. (1861 Open Championship)-**Tom Morris, Jr.** (1868 Open Championship)
Willie Park, Sr. (1860 Open Championship)-**Willie Park, Jr.** (1887 Open Championship)
Joe Kirkwood, Sr. (1923 California Open)-**Joe Kirkwood, Jr.** (1949 Philadelphia Inquirer Open)
Jack Burke, Sr. (1925 Texas PGA Championship)-**Jack Burke, Jr.** (1950 Rio Grande Valley Open)
Clayton Heafner (1941 Mahoning Valley Open)-**Vance Heafner** (1981 Walt Disney World National Team Championship with **Mike Holland**)
Julius Boros (1952 U.S. Open)-**Guy Boros** (1996 Greater Vancouver Open)
Al Geiberger (1962 Ontario Open)-**Brent Geiberger** (1999 Canon Greater Hartford Open)
Jay Haas (1978 Andy Williams San Diego Open Invitational)-**Bill Haas** (2010 Bob Hope Classic)
Craig Stadler (1980 Bob Hope Desert Classic)-**Kevin Stadler** (2014 Waste Manangement Phoenix Open)

Note: The Morrises, Parks, Kirkwoods (1924-1949 Philadelphia Inquirer Open), Geibergers (1976-2004 Greensboro events) and Haases (1988-2010 Bob Hope Classics) have won the same tournament.
Note: First win listed

BROTHERS WHO HAVE WON

Alex Smith (1906/2)-**Macdonald Smith** (1924/24)-**Willie Smith** (1899/1)
Tom Kerrigan (1920/4)-**George Kerrigan** (1922/2)
Al Espinosa (1924/8)-**Abe Espinosa** (1928/3)
Lloyd Mangrum (1940/36)-**Ray Mangrum** (1936/5)
Jim Turnesa (1951/2)-**Joe Turnesa** (1924/15)-**Mike Turnesa** (1931/6)-**Phil Turnesa** (1932/1)
Lionel Hebert (1957/5)-**Jay Hebert** (1957/5)
Dave Hill (1961/13)-**Mike Hill** (1970/3)
Don Massengale (1966/2)-**Rik Massengale** (1975/3)
Joe Inman (1976/1)-**John Inman** (1987/2)
Danny Edwards (1977/5)-**David Edwards** (1980/4)
Curt Byrum (1989/1)-**Tom Byrum** (1989/1)
Brad Bryant (1995/1)-**Bart Bryant** (2004/3)

Note: Year of first official victory/career wins in parentheses

Money-Winning Records

MOST MONEY WON (SEASON)
$12,030,465 **Jordan Spieth,** 2014-15
$10,905,166 **Vijay Singh**, 2004
$10,867,052 **Tiger Woods**, 2007

MOST MONEY WON BY A ROOKIE
$4,312,674 **Xander Schauffele**, 2016-17
$3,879,820 **Jordan Spieth**, 2013
$3,844,189 **Trevor Immelman**, 2006

MOST CONSECUTIVE YEARS WINNING $1 MILLION OR MORE
22 **Phil Mickelson**, 1996-2017
17 **Davis Love III**, 1995-2011
17 **Charles Howell III**, 2001-2017
16 **Vijay Singh**, 1997-2012

MOST MONEY WON IN A SEASON WITHOUT A VICTORY
$5,987,395 **Jim Furyk**, 2013-14
$4,939,606 **Sergio Garcia**, 2013-14
$4,806,117 **Rickie Fowler**, 2013-14
$4,755,070 **Henrik Stenson,** 2014-15
$4,501,050 **Kevin Chappell**, 2015-16
$4,440,532 **Steve Stricker**, 2013

MOST CONSECUTIVE YEARS FINISHING TOP 125 ON THE MONEY LIST
27 **Davis Love III,** 1986-2012
26 **Phil Mickelson,** 1992-2017
24 **Kenny Perry,** 1987-2010

HIGHEST FINISHER ON THE MONEY LIST WITHOUT A VICTORY
2nd **Jack Burke, Jr.**, 1954

MOST CONSECUTIVE YEARS FINISHING TOP 10 ON THE MONEY LIST
17 **Jack Nicklaus**, 1962-78
13 **Tiger Woods**, 1997-2009
11 **Arnold Palmer**, 1957-67
Vijay Singh, 1998-2008

MOST YEARS FINISHING TOP 10 ON THE MONEY LIST
18 **Jack Nicklaus**
15 **Sam Snead**
Tiger Woods
14 **Phil Mickelson**
13 **Arnold Palmer**

MOST YEARS LEADING MONEY LIST
10 **Tiger Woods**
8 **Jack Nicklaus**

MOST CONSECUTIVE YEARS LEADING MONEY LIST
4 **Tom Watson**, 1977-80
Tiger Woods, 1999-2002

YOUNGEST TO WIN $1 MILLION OR MORE IN A SEASON
19 years, 11 months, 3 days, **Jordan Spieth**, 2013
20 years, 10 months, 3 days, **Sergio Garcia**, 2000

FIRST TO WIN $1 MILLION OR MORE IN A SINGLE EVENT
Jeff Maggert, 1999 World Golf Championships-Acccenture Match Play Championship

QUICKEST TO $2 MILLION IN EARNINGS IN A CAREER
15 events **John Huh**, 2012 ($2,047,539)
16 events **Tiger Woods**, 1997 ($2,080,944)
Jordan Spieth, 2013 ($2,034,176)

NUMBER OF PLAYERS TO WIN MORE THAN $1 MILLION IN A SEASON

106	2015-16	89	2011	18	1997
104	2008	82	2013	9	1995
102	2016-17	78	2005		1996
	2014-15	77	2004	6	1994
99	2007	72	2003	5	1993
	2012	61	2002	4	1992
96	2013-14	56	2001	2	1989
93	2006	45	2000		1990
91	2009	36	1999	1	1988
90	2010	26	1998		

BIGGEST MARGIN BETWEEN NO. 1 AND NO. 2 ON THE MONEY LIST
$5,117,941 **Vijay Singh** over **Ernie Els**, 2004

Official PGA TOUR Career Money List

	Player	Money
1.	Tiger Woods	$110,061,012
2.	Phil Mickelson	83,577,937
3.	Vijay Singh	70,875,994
4.	Jim Furyk	67,740,599
5.	Ernie Els	48,913,269
6.	Dustin Johnson	47,763,937
7.	Sergio Garcia	47,208,180
8.	Adam Scott	46,848,251
9.	Davis Love III	44,540,034
10.	Steve Stricker	43,365,225
11.	Zach Johnson	42,558,377
12.	Matt Kuchar	41,987,880
13.	David Toms	41,840,270
14.	Justin Rose	40,997,882
15.	Jason Day	38,044,553
16.	Bubba Watson	36,648,664
17.	Rory McIlroy	36,524,177
18.	Luke Donald	35,862,528
19.	Stewart Cink	35,415,305
20.	Jordan Spieth	35,224,536
21.	Justin Leonard	33,884,793
22.	Charles Howell III	33,461,721
23.	Brandt Snedeker	32,352,694
24.	Kenny Perry	32,123,130
25.	K.J. Choi	32,095,481
26.	Retief Goosen	30,749,344
27.	Geoff Ogilvy	30,359,479
28.	Rory Sabbatini	30,235,033
29.	Hunter Mahan	29,982,942
30.	Rickie Fowler	29,772,221
31.	Stuart Appleby	29,619,950
32.	Jerry Kelly	28,853,748
33.	Bill Haas	28,712,873
34.	Mike Weir	27,943,673
35.	Scott Verplank	$27,500,225
36.	Robert Allenby	27,457,391
37.	Henrik Stenson	27,328,733
38.	Ryan Moore	26,661,432
39.	Chad Campbell	25,776,397
40.	Webb Simpson	25,248,651
41.	Charley Hoffman	25,078,093
42.	Nick Watney	24,871,226
43.	Padraig Harrington	24,683,420
44.	Jason Dufner	24,427,989
45.	Kevin Na	24,408,116
46.	Mark Calcavecchia	24,216,436
47.	Tim Clark	23,942,321
48.	Jimmy Walker	22,856,503
49.	Fred Couples	22,744,374
50.	Chris DiMarco	22,656,443
51.	Carl Pettersson	22,645,429
52.	Sean O'Hair	22,620,689
53.	Paul Casey	21,982,360
54.	Ryan Palmer	21,722,037
55.	Bob Estes	21,613,109
56.	Tom Lehman	21,495,878
57.	Pat Perez	21,480,558
58.	J.B. Holmes	21,452,832
59.	John Senden	21,383,767
60.	Fred Funk	21,301,437
61.	Ben Crane	20,741,036
62.	Nick Price	20,576,104
63.	Bo Van Pelt	20,426,888
64.	Billy Mayfair	20,303,642
65.	Ian Poulter	20,119,979
66.	Hideki Matsuyama	19,861,093
67.	Aaron Baddeley	19,817,689
68.	Stephen Ames	$19,718,160
69.	Jeff Maggert	19,364,566
70.	Lucas Glover	19,352,954
71.	Camilo Villegas	19,341,921
72.	Marc Leishman	19,326,668
73.	Tim Herron	19,114,397
74.	Brian Gay	19,018,357
75.	David Duval	18,983,931
76.	Patrick Reed	18,635,882
77.	Keegan Bradley	18,540,250
78.	Scott Hoch	18,530,156
79.	John Rollins	18,398,925
80.	Jonathan Byrd	18,365,041
81.	Steve Flesch	18,299,945
82.	Jeff Sluman	18,165,266
83.	Freddie Jacobson	18,047,198
84.	Brad Faxon	17,769,249
85.	Gary Woodland	16,885,553
86.	Rocco Mediate	16,824,617
87.	Woody Austin	16,580,132
88.	Justin Thomas	16,496,726
89.	J.J. Henry	16,170,062
90.	Lee Janzen	16,040,639
91.	Corey Pavin	16,021,370
92.	Jason Bohn	15,997,293
93.	Heath Slocum	15,904,202
94.	Bob Tway	15,785,815
95.	Rod Pampling	15,735,723
96.	Louis Oosthuizen	15,733,131
97.	Kevin Streelman	15,684,491
98.	Kevin Sutherland	15,658,171
99.	Martin Laird	15,637,856
100.	Billy Horschel	15,513,972

Top All-Time PGA TOUR Winners

	Player	Wins
1.	Sam Snead	82
2.	Tiger Woods	79
3.	Jack Nicklaus	73
4.	Ben Hogan	64
5.	Arnold Palmer	62
6.	Byron Nelson	52
7.	Billy Casper	51
8.	Walter Hagen	45
9.	Phil Mickelson	42
T10.	Cary Middlecoff	39
	Tom Watson	39
12.	Gene Sarazen	38
13.	Lloyd Mangrum	36
14.	Vijay Singh	34
15.	Jimmy Demaret	31
16.	Horton Smith	30
T17.	Harry Cooper	29
	Gene Littler	29
	Lee Trevino	29
T20.	Leo Diegel	28
	Paul Runyan	28
22.	Henry Picard	26
T23.	Tommy Armour	25
	Johnny Miller	25
T25.	Gary Player	24
	Macdonald Smith	24
T27.	Johnny Farrell	22
	Raymond Floyd	22
T29.	Willie Macfarlane	21
	Lanny Wadkins	21
	Craig Wood	21
	James Barnes	21
	Davis Love III	21
T34.	Hale Irwin	20
	Greg Norman	20
	Doug Sanders	20
	Johnny Revolta	20
T38.	Ben Crenshaw	19
	Ernie Els	19
	Doug Ford	19
	Hubert Green	19
	Tom Kite	19
	Bill Mehlhorn	19
T44.	Julius Boros	18
	Jim Ferrier	18
	E.J. Harrison	18
	Nick Price	18
T48.	Bobby Cruickshank	17
	Harold McSpaden	17
	Curtis Strange	17
	Jim Furyk	17
T52.	Jack Burke, Jr.	16
	Ralph Guldahl	16
	Mark O'Meara	16
	Tom Weiskopf	16

Past Leading Money Winners

	Player	Money
1934	Paul Runyan	$6,767.00
1935	Johnny Revolta	9,543.00
1936	Horton Smith	7,682.00
1937	Harry Cooper	14,138.69
1938	Sam Snead	19,534.49
1939	Henry Picard	10,303.00
1940	Ben Hogan	10,655.00
1941	Ben Hogan	18,358.00
1942	Ben Hogan	13,143.00
1943	No Statistics Compiled	
1944	Byron Nelson (War Bonds)	37,967.69
1945	Byron Nelson (War Bonds)	63,335.66
1946	Ben Hogan	42,556.16
1947	Jimmy Demaret	27,936.83
1948	Ben Hogan	32,112.00
1949	Sam Snead	31,593.83
1950	Sam Snead	35,758.83
1951	Lloyd Mangrum	26,088.83
1952	Julius Boros	37,032,97
1953	Lew Worsham	34,002.00
1954	Bob Toski	65,819.81
1955	Julius Boros	63,121.55
1956	Ted Kroll	72,835.83
1957	Dick Mayer	65,835.00
1958	Arnold Palmer	42,607.50
1959	Art Wall	53,167.60
1960	Arnold Palmer	75,262.85
1961	Gary Player	64,540.45

	Player	Money
1962	Arnold Palmer	$81,448.33
1963	Arnold Palmer	128,230.00
1964	Jack Nicklaus	113,284.50
1965	Jack Nicklaus	140,752.14
1966	Billy Casper	121,944.92
1967	Jack Nicklaus	188,998.08
1968	Billy Casper*	205,168.67
1969	Frank Beard	164,707.11
1970	Lee Trevino	157,037.63
1971	Jack Nicklaus	244,490.50
1972	Jack Nicklaus	320,542.26
1973	Jack Nicklaus	308,362.10
1974	Johnny Miller	353,021.59
1975	Jack Nicklaus	298,149.17
1976	Jack Nicklaus	266,438.57
1977	Tom Watson	310,653.16
1978	Tom Watson	362,428.93
1979	Tom Watson	462,636.00
1980	Tom Watson	530,808.33
1981	Tom Kite	375,698.84
1982	Craig Stadler	446,462.00
1983	Hal Sutton	426,668.00
1984	Tom Watson	476,260.00
1985	Curtis Strange	542,321.00
1986	Greg Norman	653,296.00
1987	Curtis Strange	925,941.00
1988	Curtis Strange	1,147,644.00
1989	Tom Kite	1,395,278.00

	Player	Money
1990	Greg Norman	$1,165,477.00
1991	Corey Pavin	979,430.00
1992	Fred Couples	1,344,188.00
1993	Nick Price	1,478,557.00
1994	Nick Price	1,499,927.00
1995	Greg Norman	1,654,959.00
1996	Tom Lehman	1,780,159.00
1997	Tiger Woods	2,066,833.00
1998	David Duval	2,591,031.00
1999	Tiger Woods	6,616,585.00
2000	Tiger Woods	9,188,321.00
2001	Tiger Woods	5,687,777.00
2002	Tiger Woods	6,912,625.00
2003	Vijay Singh	7,573,907.00
2004	Vijay Singh	10,905,166.00
2005	Tiger Woods	10,628,024.00
2006	Tiger Woods	9,941,563.00
2007	Tiger Woods	10,867,052.00
2008	Vijay Singh	6,601,094.00
2009	Tiger Woods	10,508,163.00
2010	Matt Kuchar	4,910,477.00
2011	Luke Donald	6,683,214.00
2012	Rory McIlroy	8,047,952.00
2013	Tiger Woods	8,553,439.00
2013-14	Rory McIlroy	8,280,096.00
2014-15	Jordan Spieth	12,030,465.00
2015-16	Dustin Johnson	9,365,185.00
2016-17	Justin Thomas	9,921,560.00

* Total money listed from 1968 through 1974. Official money listed beginning in 1975.

Money Levels on the PGA TOUR

Year	No. 1 on Final Money List		No. 30 on Final Money List		No. 125 on Final Money List	
2016-17	Justin Thomas	$9,921,560	Brendan Steele	$2,907,095	Vaughn Taylor	$797,385
2015-16	Dustin Johnson	9,365,185	Jason Dufner	2,879,884	Morgan Hoffmann	717,890
2014-15	Jordan Spieth	12,030,465	Ben Martin	2,717,305	Chad Collins	747,899
2013-14	Rory McIlroy	8,280,096	Graham DeLaet	2,616,518	Nicholas Thompson	713,377
2013	Tiger Woods	8,553,439	Jimmy Walker	2,117,570	Peter Hanson	610,178
2012	Rory McIlroy	8,047,952	Ben Curtis	2,494,153	Kevin Chappell	647,510
2011	Luke Donald	6,683,214	Kevin Na	2,336,965	D.J. Trahan	668,166
2010	Matt Kuchar	4,910,477	Heath Slocum	2,387,687	Troy Merritt	786,977
2009	Tiger Woods	10,508,163	Justin Leonard	2,232,378	Jimmy Walker	662,683
2008	Vijay Singh	6,601,094	Hunter Mahan	2,208,855	Martin Laird	852,752
2007	Tiger Woods	10,867,052	Heath Slocum	2,184,379	Mathias Gronberg	785,180
2006	Tiger Woods	9,941,563	Ben Curtis	2,256,326	Darren Clarke	660,898
2005	Tiger Woods	10,628,024	Lucas Glover	2,050,068	Nick Price	626,736
2004	Vijay Singh	10,905,166	Kenny Perry	1,952,043	Tag Ridings	623,262
2003	Vijay Singh	7,573,907	K.J. Choi	1,999,663	Esteban Toledo	487,495
2002	Tiger Woods	6,912,625	Steve Lowery	1,882,553	Jay Williamson	515,445
2001	Tiger Woods	5,687,777	Steve Stricker	1,676,229	Woody Austin	406,352
2000	Tiger Woods	9,188,321	Carlos Franco	1,550,592	Bob Burns	391,075
1999	Tiger Woods	6,616,585	Loren Roberts	1,258,745	Charles Raulerson	326,893
1998	David Duval	2,591,031	Andrew Magee	964,302	Blaine McCallister	228,304
1997	Tiger Woods	2,066,833	Andrew Magee	752,007	Neal Lancaster	179,273
1996	Tom Lehman	1,780,159	Duffy Waldorf	604,382	Dicky Pride	167,852
1995	Greg Norman	1,654,959	Nick Price	611,700	John Wilson	149,280
1994	Nick Price	1,499,927	Mark Calcavecchia	533,201	Dennis Paulson	142,515
1993	Nick Price	1,478,557	Billy Mayfair	513,072	Ronnie Black	120,041
1992	Fred Couples	1,344,188	Steve Pate	472,626	Roger Maltbie	109,742
1991	Corey Pavin	979,430	Ian Woosnam	485,023	John Adams	117,549
1990	Greg Norman	1,165,477	John Huston	435,690	Bob Eastwood	123,908

Most PGA TOUR Wins Year-by-Year

1916	James Barnes	3
	Walter Hagen	3
1917	James Barnes	2
	Mike Brady	2
1918	Jock Hutchison	1
	Walter Hagen	1
	Patrick Doyle	1
1919	James Barnes	5
1920	Jock Hutchison	4
1921	James Barnes	4
1922	Walter Hagen	4
1923	Walter Hagen	5
	Joe Kirkwood, Sr.	5
1924	Walter Hagen	5
1925	Leo Diegel	5
1926	Bill Mehlhorn	5
	Macdonald Smith	5
1927	Johnny Farrell	7
1928	Bil Mehlhorn	7
1929	Horton Smith	8
1930	Gene Sarazen	8
1931	Wiffy Cox	4
1932	Gene Sarazen	4
1933	Paul Runyan	9
1934	Paul Runyan	7
1935	Johnny Revolta	5
	Henry Picard	5
1936	Ralph Guldahl	3
	Henry Picard	3
	Jimmy Hines	3
1937	Harry Cooper	8
1938	Sam Snead	8
1939	Henry Picard	8
1940	Jimmy Demaret	6
1941	Sam Snead	7
1942	Ben Hogan	6
1943	Sam Byrd	1
	Harold McSpaden	1
	Steve Warga	1
1944	Byron Nelson	8
1945	Byron Nelson	18
1946	Ben Hogan	13
1947	Ben Hogan	7
1948	Ben Hogan	10
1949	Cary Middlecoff	7
1950	Sam Snead	11
1951	Cary Middlecoff	6
1952	Jack Burke, Jr.	5
	Sam Snead	5
1953	Ben Hogan	5
1954	Bob Toski	4
1955	Cary Middlecoff	6
1956	Mike Souchak	4
1957	Arnold Palmer	4
1958	Ken Venturi	4
1959	Gene Littler	5
1960	Arnold Palmer	8
1961	Arnold Palmer	6
1962	Arnold Palmer	8
1963	Arnold Palmer	7
1964	Tony Lema	5
1965	Jack Nicklaus	5
1966	Billy Casper	4
1967	Jack Nicklaus	5
1968	Billy Casper	6
1969	Dave Hill	3
	Billy Casper	3
	Jack Nicklaus	3
	Raymond Floyd	3
1970	Billy Casper	4
1971	Lee Trevino	6
1972	Jack Nicklaus	7
1973	Jack Nicklaus	7
1974	Johnny Miller	8
1975	Jack Nicklaus	5
1976	Ben Crenshaw	3
	Hubert Green	3
1977	Tom Watson	5
1978	Tom Watson	5
1979	Tom Watson	5
1980	Tom Watson	7
1981	Bill Rogers	4
1982	Craig Stadler	4
	Tom Watson	4
	Calvin Peete	4
1983	Fuzzy Zoeller	2
	Lanny Wadkins	2
	Calvin Peete	2
	Hal Sutton	2
	Gil Morgan	2
	Mark McCumber	2
	Jim Colbert	2
	Seve Ballesteros	2
1984	Tom Watson	3
	Denis Watson	3
1985	Lanny Wadkins	3
	Curtis Strange	3
1986	Bob Tway	4
1987	Curtis Strange	3
	Paul Azinger	3
1988	Curtis Strange	4
1989	Tom Kite	3
	Steve Jones	3
1990	Wayne Levi	4
1991	Ian Woosnan	2
	Corey Pavin	2
	Billy Andrade	2
	Tom Purtzer	2
	Mark Brooks	2
	Nick Price	2
	Fred Couples	2
	Andrew Magee	2
1992	Fred Couples	3
	Davis Love III	3
	John Cook	3
1993	Nick Price	4
1994	Nick Price	6
1995	Greg Norman	3
	Lee Janzen	3
1996	Phil Mickelson	4
1997	Tiger Woods	4
1998	David Duval	4
1999	Tiger Woods	8
2000	Tiger Woods	9
2001	Tiger Woods	5
2002	Tiger Woods	5
2003	Tiger Woods	5
2004	Vijay Singh	9
2005	Tiger Woods	6
2006	Tiger Woods	8
2007	Tiger Woods	7
2008	Tiger Woods	4
2009	Tiger Woods	6
2010	Jim Furyk	3
2011	Keegan Bradley	2
	Luke Donald	2
	Webb Simpson	2
	Steve Stricker	2
	Nick Watney	2
	Bubba Watson	2
	Mark Wilson	2
2012	Rory McIlroy	4
2013	Tiger Woods	5
2013-14	Rory McIlroy	3
	Jimmy Walker	3
2014-15	Jason Day	5
	Jordan Spieth	5
2015-16	Dustin Johnson	3
	Jason Day	3
2016-17	Justin Thomas	5

The Last Time

WINNERS

Last to win back-to-back starts
Jordan Spieth, 2017 Travelers Championship, 2017 Open Championship
Dustin Johnson, 2017 World Golf Championships-Mexico Championship, World Golf Championships-Dell Technologies Match Play
Justin Thomas, 2017 SBS Tournament of Champions, Sony Open in Hawaii
Dustin Johnson, 2016 U.S. Open World Golf Championships-Bridgestone Invitational
Jason Day, 2016 Arnold Palmer Invitational presented by MasterCard, World Golf Championships-Dell Match Play
Adam Scott, 2016 The Honda Classic, World Golf Championships-Cadillac Championship

Last to win back-to-back events
Justin Thomas, 2017 SBS Tournament of Champions, Sony Open in Hawaii
Jason Day, 2016 Arnold Palmer Invitational presented by MasterCard, World Golf Championships-Dell Match Play
Adam Scott, 2016 The Honda Classic, World Golf Championships-Cadillac Championship
Billy Horschel, 2014 BMW Championship, TOUR Championship by Coca-Cola
Rory McIlroy, 2014 World Golf Championships-Bridgestone Invitational, PGA Championship

Last to win three consecutive events
Tiger Woods, 2006 PGA Championship, World Golf Championships-Bridgestone Invitational, Deutsche Bank Championship

Last to win three consecutive starts
Dustin Johnson, 2017 Genesis Open, World Golf Championships-Mexico Championship, World Golf Championships-Dell Technologies Match Play
Rory McIlroy, 2014 Open Championship, World Golf Championships-Bridgestone Invitational, PGA Championship
Tiger Woods, 2007 BMW Championship, TOUR Championship, 2008 Buick Invitational, World Golf Championships-Accenture Match Play Championship, Arnold Palmer Invitational

Last to win four consecutive events
Jack Burke, Jr., 1952 Texas Open, Houston Open, Baton Rouge Open, St. Petersburg Open

Last to win same event four consecutive years
Tiger Woods, 2005-08 Buick Invitational

Last to successfully defend title
Jhonattan Vegas, 2016-17 RBC Canadian Open
Daniel Berger, 2016-17 FedEx St. Jude Classic
Hideki Matsuyama, 2016-17 Waste Management Phoenix Open
Justin Thomas, 2015-16 CIMB Classic
Matt Every, 2014-15 Arnold Palmer Invitational presented by MasterCard
Jimmy Walker, 2014-15 Sony Open in Hawaii
Ryan Moore, 2013-14 CIMB Classic
Tiger Woods, 2012-13 Arnold Palmer Invitational presented by MasterCard
Steve Stricker, 2009-11 John Deere Classic

Last to successfully defend title week after winning another event
Tiger Woods, 2007 PGA Championship (week after winning World Golf Championships-Bridgestone Invitational)

Last to win first two starts of season
Ernie Els, 2003 Mercedes Championships, Sony Open in Hawaii

Last to win same event for first two victories (back-to-back)
Daniel Berger, 2016-17 FedEx St. Jude Classic
Justin Thomas, 2015-16 CIMB Classic
Matt Every, 2014, 2015 Arnold Palmer Invitational presented by MasterCard
Boo Weekley, 2007, 2008 Verizon Heritage

Last to win same event for first three victories
Leonard Gallett, 1919, 1933, 1934 Wisconsin PGA

Last left-hander to win
Brian Harman, 2017 Wells Fargo Championship
Cody Gribble, 2016 Sanderson Farms Championship
Greg Chalmers, 2016 Barracuda Championship
Bubba Watson, 2016 Northern Trust Open
Bubba Watson, 2015 Travelers Championship
Bubba Watson, 2014 World Golf Championships-HSBC Champions

Last Monday open-qualifier to win
Arjun Atwal, 2010 Wyndham Championship
Fred Wadsworth, 1986 Southern Open

Last to receive sponsor exemption and win
Amateur:
Phil Mickelson 1991 Northern Telecom Open

Professional:
Billy Hurley III, 2016 Quicken Loans National
Padraig Harrington, 2015 The Honda Classic
Lee Westwood, 2010 FedEx St. Jude Classic
Jason Gore, 2005 84 LUMBER Classic
Adam Scott, 2003 Deutsche Bank Championship
David Gossett, 2001 John Deere Classic
Tiger Woods, 1996 Shriners Hospitals for Children Open
Vijay Singh, 1993 Buick Classic

Last alternate to win
Vaughn Taylor, 2016 AT&T Pebble Beach Pro-Am
Derek Ernst, 2013 Wells Fargo Championship
Wes Short, Jr., 2005 Michelin Championship at Las Vegas

Last Special Temporary Member to win
Shane Lowry, 2015 World Golf Championships-Bridgestone Invitational
Jordan Spieth, 2013 John Deere Classic

Last rookie to win
Xander Schauffele, 2017 TOUR Championship
Grayson Murray, 2017 Barbasol Championship
Xander Schauffele, 2017 Greenbrier Classic
Wesley Bryan, 2017 RBC Heritage
Mac Hughes, 2016 The RSM Classic
Cody Gribble, 2016 Sanderson Farms Championship
Si Woo Kim, 2016 Wyndham Championship
Smylie Kaufman, 2015 Shriners Hospitals for Children Open
Emiliano Grillo, 2015 Frys.com Open
Nick Taylor, 2014 Sanderson Farms Championship
Chesson Hadley, 2014 Puerto Rico Open
Jordan Spieth, 2013 John Deere Classic
Derek Ernst, 2013 Wells Fargo Championship
Russell Henley, 2013 Sony Open in Hawaii

Last rookie to win twice in a season
Xander Schauffele, 2017 Greenbrier Classic, TOUR Championship
Keegan Bradley, 2011 HP Byron Nelson Championship, PGA Championship
Todd Hamilton, 2004 Honda Classic, The Open Championship

Last amateur to win
Phil Mickelson, 1991 Northern Telecom Open

Last to win in first TOUR start
Jim Benepe, 1988 Beatrice Western Open

Last to win in first start as official member of PGA TOUR
Emiliano Grillo, 2015 Frys.com Open
Russell Henley, 2013 Sony Open in Hawaii
Henrik Stenson, 2007 World Golf Championships-Accenture Match Play Championship
Garrett Willis, 2001 Touchstone Energy Tucson Open

Last to lose a playoff one week and win a tournament the next
Jordan Spieth, 2015 Masters (after losing at Shell Houston Open)
Jimmy Walker, 2015 Sony Open in Hawaii (after losing Hyundai Tournament of Champions)
Kyle Stanley, 2012 Waste Management Phoenix Open (after losing at Farmers Insurance Open)
David Toms, lost playoff at 2011 PLAYERS Championship and then won Crowne Plaza Invitational at Colonial

Last to win one week and lose a playoff the next
Russell Knox, 2015-16 World Golf Championships-HSBC Champions followed by playoff loss at 2015-16 OHL Classic at Mayakoba

Last time five consecutive first-time winners
2015-16, **Emiliano Grillo**, Frys.com Open; **Smylie Kaufman**, Shriners Hospitals for Children Open; **Justin Thomas**, CIMB Classic; **Russell Knox**, World Golf Championships-HSBC Champions; **Peter Malnati,** Sanderson Farms Championship 2002, **Charles Howell III,** Michelob Championship at Kingsmill; **Phil Tataurangi,** Invensys Classic at Las Vegas; **Bob Burns,** Disney Golf Classic; **Jonathan Byrd,** Buick Challenge; **Luke Donald,** Southern Farm Bureau Classic

Last time three consecutive European winners
2010, **Justin Rose,** the Memorial Tournament; **Lee Westwood**, St. Jude Classic; **Graeme McDowell,** U.S. Open

Last wire-to-wire winner (no ties)
Marc Leishman, 2017 BMW Championship
Jordan Spieth, 2017 Travelers Championship
Justin Thomas, 2017 Sony Open in Hawaii
Mac Hughes, 2016 The RSM Classic
Jason Day, 2016 Arnold Palmer Invitational presented by MasterCard
Jason Day, 2016 THE PLAYERS Championship
Jason Day, 2015 BMW Championship
Jordan Spieth, 2015 Masters

Last back-to-back wire-to-wire winner, same event
Ernie Els, 1996-97 Buick Classic

Last rookie wire-to-wire winner
Mac Hughes, 2016 The RSM Classic
Tim Herron, 1996 Honda Classic

Last to win with even-par score
Graeme McDowell, 2010 U.S. Open

Last to win with over-par score
Webb Simpson, 2012 U.S. Open (1-over)
Lucas Glover, 2009 U.S. Open (3-over)

Last to win in which he failed to record a birdie in the final round
Ben Crane, 2014 FedEx St. Jude Classic
Justin Leonard, 2005 FedEx St. Jude Classic

Last to win with two over-par rounds on the weekend
Geoff Ogilvy, 2006 U.S. Open (72-72)

Last to win with no bogeys over 72 holes
****Jonas Blixt/Cameron Smith,** 2017 Zurich Classic of New Orleans
Lee Trevino, 1974 Greater New Orleans Open

Last to win with no bogeys over 54 holes (weather-reduced)
Brian Stuard, 2016 Zurich Classic of New Orleans

Last to shoot 80 and win
Kenny Knox, 1986 Honda Classic (third round)

Last to win by holing final shot from off green
Jordan Spieth, 2017 Travelers Championship (holed bunker shot on No. 18 for birdie-3 to win first playoff hole)
Jon Rahm, 2017 Farmers Insurance Open (putted in from off the green for eagle to win in regulation)
J.J. Henry, 2015 Barracuda Championship (putted in from off the green for eagle to win in sudden death)
Bubba Watson, 2014 World Golf Championships-HSBC Champions (chipped in from bunker for eagle to force playoff then won in playoff)
Matt Jones, 2014 Shell Houston Open (chiped-in for birdie-3 to win on first playoff hole)
Jordan Spieth, 2013 John Deere Classic (holed bunker shot on No. 18 to force a playoff and then won in playoff)

Last to win by playing final two holes in 3-under
Jon Rahm, 2017 Farmers Insurance Open (B-E to win by three in regulation)
Ted Potter, Jr., 2012 Greenbrier Classic (E-B and then won in playoff)
Charley Hoffman, 2007 Humana Challenge (B-E and then won in playoff)

Last to win by playing final four holes in 5-under
Rickie Fowler, 2015 THE PLAYERS Championship (B-E-B-B and then won in playoff)*

Last time a player won event when teeing off No. 10 in final found
Derek Lamely, 2010 Puerto Rico Open presented by Banco Popular

Last time a player made the cut on the number and went on to win
Brandt Snedeker, 2016 Farmers Insurance Open
Carl Pettersson, 2010 RBC Canadian Open
Rory McIlroy, 2010 Quail Hollow Championship

Last to win first two tournaments in back-to-back weeks
Camilo Villegas, 2008 BMW Championship/TOUR Championship
David Duval, 1997 Michelob Championship at Kingsmill/Walt Disney World Resort

Last to win first three tournaments in back-to-back-to-back starts
David Duval, 1997 Michelob Championship at Kingsmill/Walt Disney World Oldsmobile Classic/TOUR Championship

Last to win Q-school and win in the following season
George McNeill, 2006 Qualifying Tournament/2007 Frys.com Open

Last to win a non-major with an above-par score
Bruce Lietzke, 1981 Byron Nelson Golf Classic (1-over)

Last to win a non-major with an even-par score
Billy Mayfair, 1995 TOUR Championship (even)

* First player to accomplish this feat since 1983 when the TOUR began tracking hole-by-hole scores

TOURNAMENT FINISHES

Last 36-hole event
2005 Nissan Open

Last 54-hole event
2016 Zurich Classic of New Orleans
2013 Hyundai Tournament of Champions
2011 The Barclays

Last Monday finish (unscheduled)
2017 Zurich Classic of New Orleans
2016 The RSM Classic
2016 Zurich Classic of New Orleans
2016 Farmers Insurance Open
2015 OHL Classic at Mayakoba
2015 Sanderson Farms Championship
2015 The Open Championship
2015 The Honda Classic

Last Monday U.S. Open playoff finish
2008 Tiger Woods def. Rocco Mediate

Last Tuesday finish
2013 Hyundai Tournament of Champions
2006 Booz Allen Classic

Last 36-hole final day
2013 Hyundai Tournament of Champions
2011 Sony Open in Hawaii

Last 54-hole final day
1925 Shawnee Open (Willie Macfarlane/Willie Klein 18-hole playoff after field completed 36 holes)

Last time cut made after 18 holes
1987 Beatrice Western Open

Last time cut made closest to 60
2011 Sony Open in Hawaii

Last time full final round played Saturday (unscheduled)
2011 The Barclays (reduced to 54 holes due to Hurricane Irene)

Last time full final round played Monday (unscheduled)
2016 Sanderson Farms Championship
2015 The Open Championship
2010 Puerto Rico Open

Last time full final round played Tuesday (unscheduled)
2013 Hyundai Tournament of Champions

Last time back-to-back Monday finishes
2015 Sanderson Farms Championship (unscheduled), OHL Classic at Mayakoba (unscheduled)

WEATHER

Last time a tournament restarted a round
2013 Deutsche Bank Championship, third round
2013 Hyundai Tournament of Champions, first round (restarted twice)
2005 THE PLAYERS Championship, second round

Last time a tournament did not re-pair between round three and round four
2017 Genesis Open (weather)
2015 Sanderson Farms Championship (weather)
2015 Zurich Classic of New Orleans (weather)
2015 The Honda Classic (weather)
2014 FedEx St. Jude Classic (weather)

Last time it snowed during a tournament
2013 World Golf Championships-Accenture Match Play Championship
2011 World Golf Championships-Accenture Match Play Championship
2005 BellSouth Classic

Last time tournament canceled and not rescheduled
2016 The Greenbrier Classic
2009 Viking Classic

Last time final round postponed and played later in season
1998 AT&T Pebble Beach National Pro-Am

Last tournament round suspended by wind
Second round, 2015 The Open Championship (Saturday)
Third round, 2014 AT&T Pebble Beach National Pro-Am
First three days, 2013 Hyundai Tournament of Champions
Third round, 2012 AT&T National (start of round delayed due to overnight wind damage)
Third round, 2012 Humana Challenge

Last tournament round suspended by fog
First round, 2017 BMW Championship
First round, 2017 Valspar Championship
First round, 2017 Genesis Open
Second round, 2017 AT&T Pebble Beach Pro-Am
First round, 2016 Travelers Championship
Third round, 2016 AT&T Pebble Beach Pro-Am
Final round, 2015 Frys.com Open
Final round, 2015 Zurich Classic of New Orleans
First and second round, 2015 Farmers Insurance Open
First round, 2014 Zurich Classic of New Orleans
First round, 2014 Farmers Insurance Open

Last tournament round suspended by hail
First round, 2013 World Golf Championships-Accenture Match Play Championship
Final round, 2011 World Golf Championships-Accenture Match Play Championship

Last tournament round delayed by frost
First round, 2016 Waste Management Phoenix Open
Fourth round (Saturday), 2013 World Golf Championships-Accenture Match Play Championship
First round, 2013 Waste Management Phoenix Open

Last tournament round canceled due to a hurricane
Final round, 2011 The Barclays (TOUR officials shortened event to 54 holes)

Last time TOUR had a 36- and 54-hole tournament in the same year
2005 Nissan Open (36 holes), BellSouth Classic (54 holes)

Last time a round was suspended without any play
2013 Hyundai Tournament of Champions (first round)
2011 Barclays (fourth round)
2011 Sony Open in Hawaii (first round)

Last time a tournament moved to later in the season
2005 Southern Farm Bureau Classic (moved to end of season due to Hurricane Katrina)

Last time a tournament round had no fans allowed on the course
2016 Farmers Insurance Open, final round (high wind and heavy damage on the course)
2012 AT&T National, third round (high wind and thunderstorms left heavy damage on the course)

Last time three consecutive events had Monday finishes
1983 Tournament Players Championship, 1983 Greater Greensboro Open and 1983 Masters Tournament

Last time two majors had Monday finishes in the same year
1983 Masters Tournament and 1983 U.S. Open

DOUBLE EAGLES, EAGLES, ACES & MORE

Last time back-to-back eagles
Graham DeLaet, 2017 PGA Championship (No. 14, No. 15, third round)
Marc Leishman, 2016 OHL Classic at Mayakoba (No. 7, No. 8, second round)
Aaron Wise, 2016 OHL Classic at Mayakoba (No. 4, No. 5, first round)
Charl Schwartzel, 2016 TOUR Championship (No. 6, No. 7, third round)
Nick Taylor, 2016 CareerBuilder Challenge (No. 5, No. 6, second round)
Jason Dufner, 2015 Memorial Tournament (No. 15, No. 16, second round)

Last time back-to-back eagles to start a round
Sean O'Hair, 2009, World Golf Championships-CA Championship (par-5 No. 1, par-4 No. 2)

Last time eight holes-in-one in a tournament
2009 RBC Canadian Open

Last to make two holes-in-one in the same round
Brian Harman, 2015 The Barclays, fourth round
Yusaku Miyazato, 2006 Reno-Tahoe Open, second round

Last hole-in-one on par 4
Andrew Magee, No. 17 (333 yards), TPC Scottsdale, 2001 Phoenix Open, first round

Last amateur to record a hole-in-one
Scottie Scheffler, No. 2, 2014 HP Byron Nelson Championship, third round
Victor Ciesielski, No. 6, 2006 RBC Canadian Open, second round
Spencer Levin, No. 17, 2004 U.S. Open Championship, first round
Daniel Olsson, No. 5, 1997 Open Championship, second round

Last time four holes-in-one same day, same hole
2009 RBC Canadian Open, second round, Glen Abbey GC, **Briny Baird, Arjun Atwal, Casey Wittenburg** and **Leif Olson** (No. 15)

Last time three holes-in-one in one round
2017 Wyndham Championship, fourth round, Sedgefield CC, **Ben Crane** (No. 16), **Martin Flores** (No. 16), **Roberto Castro** (No. 3)
2009 Frys.com Open, third round, Grayhawk GC, **Chad Campbell** (No. 16), **Ted Purdy** (No. 16), **Nicholas Thompson** (No. 13)

Last to make hole-in-one while winning tournament
Dustin Johnson, 2015 World Golf Championships-Cadillac Championship
Steve Stricker, 2011 the Memorial Tournament

Last to make two double bogeys in final round while winning tournament
Adam Scott, 2016 World Golf Championships-Cadillac Championship
Padraig Harrington, 2015 The Honda Classic
Vaughn Taylor, 2004 Barracuda Championship

Last to play 72-hole tournament without a bogey, but did not win:
Charles Howell III, 2010 Greenbrier Classic, T9

Last to make triple bogey in final round while winning tournament
Keegan Bradley, 2011 PGA Championship
David Toms, 2003 Wachovia Championship

Last to make quadruple bogey while winning tournament
Adam Scott, 2016 The Honda Classic
Phil Mickelson, 2009 TOUR Championship by Coca-Cola
David Toms, 2003 Wells Fargo Championship
David Graham, 1983 Shell Houston Open

Last time consecutive eagle-2s, same group
Joe Durant and **J.L. Lewis,** 2002 Kemper Open, TPC Avenel (par-4 No. 5)

Last to make double eagle and hole-in-one in same round
Nicholas Thompson, 2009 Frys.com Open, Grayhawk GC, third round, double eagle on par-5 No. 11 (3-wood, 261 yards); hole-in-one on par-3 No. 13 (7-iron, 199 yards)

Last time two double eagles in the same tournament
Daniel Berger, 2015 Arnold Palmer Invitational, No. 6, third round
Zach Johnson, 2015 Arnold Palmer Invitational, No. 16, fourth round

Last to record hole-in-one, eagle-2 and eagle-3 same tournament
Steve Stricker, 2011 the Memorial Tournament
Rocco Mediate, 2010 Frys.com Open

Last to record 2, 3, 4, 5 on par-5s in the same round
Daniel Berger, 2015 Arnold Palmer Invitational, third round
Geoff Ogilvy, 2006 The Honda Classic, first round

Last to eagle first hole first two rounds
Nick Price, 1996 BellSouth Classic, Atlanta CC (par-4 No. 1)

PLAYOFFS

Last three-hole playoff
2016 The RSM Classic (**Mac Hughes** def. **Camilo Villegas, Henrik Norlander, Blayne Barber** and **Billy Horschel**)
2016 Puerto Rico Open at Coco Beach (**Tony Finau** def. **Steve Marino**)
2015 the Memorial Tournament (**David Lingmerth** def. **Justin Rose**)
2015 Valspar Championship (**Jordan Spieth def. Patrick Reed** and **Sean O'Hair**)
2015 Northern Trust Open (**James Hahn** def. **Dustin Johnson** and **Paul Casey**)

Last three-hole aggregate playoff
2015 THE PLAYERS (**Rickie Fowler** def. **Kevin Kisner** and **Sergio Garcia**)
2011 PGA Championship (**Keegan Bradley** def. **Jason Dufner)**

Last four-hole playoff
2017 Zurich Classic of New Orleans (**Jonas Blixt/Cameron Smith** def. **Kevin Kisner/Scott Brown**)
2017 Waste Management Phoenix Open (**Hideki Matsuyama** def. **Webb Simpson**)
2016 TOUR Championship (**Rory McIlroy** def. **Ryan Moore** and **Kevin Chappell**; Chappell was eliminated at the first extra hole)
2016 Barbasol Championship (**Aaron Baddeley** def. **Si Woo Kim**)
2016 Waste Management Phoenix Open (**Hideki Matsuyama** def. **Rickie Fowler**)
2015 THE PLAYERS (**Rickie Fowler** def. **Kevin Kisner** and **Sergio Garcia**; three-hole aggregate playoff and one sudden-death hole)

Last four-hole aggregate playoff
2015 The Open Championship (**Zach Johnson** def. **Louis Oosthuizen** and **Marc Leishman**)
2007 The Open Championship (**Padraig Harrington** def. **Sergio Garcia**)

Last five-hole playoff
2013 John Deere Classic (**Jordan Spieth** def. **Zach Johnson** and **David Hearn**)
2004 MCI Heritage (**Stewart Cink** def. **Ted Purdy**)

Last six-hole playoff
2011 Frys.com Open (**Bryce Molder** def. **Briny Baird**)

Last seven-hole playoff
2001 World Golf Championships-NEC Invitational (**Tiger Woods** def. **Jim Furyk**)

Last eight-hole playoff
2012 Mayakoba Golf Classic (**John Huh** def. **Robert Allenby**)
1983 Phoenix Open: **Bob Gilder** def. **Rex Caldwell, Johnny Miller** and **Mark O'Meara**

Last 11-hole playoff (PGA TOUR record for sudden-death)
1949 Motor City Open (**Cary Middlecoff** and **Lloyd Mangrum** declared co-winners by mutual consent)

Last 18-hole playoff
2008 U.S. Open (**Tiger Woods** def. **Rocco Mediate** on 19th hole)

Last 18-hole-plus playoff
2008 U.S. Open (**Tiger Woods** def. **Rocco Mediate** on 19th hole)

Last 18-hole-plus playoff in non-major championship
1972 Tucson Open (**Miller Barber** def. **George Archer** on 21st hole)

Last 36-hole playoff in PGA TOUR event
1947 All-American Open (**Bobby Locke** def. **Ed Oliver)**

Last 54-hole playoff in PGA TOUR event
1926 Metropolitan Open (**Macdonald Smith** def. **Gene Sarazen**)

Last 72-hole playoff (two 36-hole rounds)
1931 U.S. Open (**Billy Burk**e def. **George Von Elm**)

Last playoff won with eagle
2015 Barracuda Championship (**J.J. Henry** def. **Kyle Reifers** on second playoff hole, No. 18)
2010 Justin Timberlake Shriners Hospitals for Children Open (**Jonathan Byrd** def. **Martin Laird** and **Cameron Percy,** hole-in-one on fourth playoff hole, No. 17)

Last playoff won with bogey
2011 RBC Canadian Open (**Sean O'Hair** def. **Kris Blanks,** first extra hole)

Last playoff won with double bogey
2001 Buick Invitational (**Phil Mickelson** def. **Frank Lickliter II,** third extra hole)

Last four-man playoff
2015 Greenbrier Classic (**Danny Lee** def. **David Hearn**, **Robert Streb** and **Kevin Kisne**r)
2015 Farmers Insurance Open (**Jason Day** def. **J.B. Holmes, Scott Stallings** and **Harris English)**
2014 The Honda Classic (R**ussell Henley** def. **Russell Knox, Rory McIlroy** and **Ryan Palmer**)
2012 Transitions Championship (S**angmoon Bae, Luke Donald, Jim Fury**k and **Robert Garrigus**)
2007 Honda Classic (**Mark Wilson** def. **Jose Coceres, Boo Weekley** and **Camilo Villegas**)

Last five-man playoff
2016 The RSM Classic (**Mac Hughes** def. **Henrik Norlander, Blayne Barber, Camilo Villegas, Billy Horschel**)
2015 Puerto Rico Open (**Alex Cejka** def. **Sam Saunders, Emiliano Grillo, Tim Petrovic, Jon Curran**)
2005 BellSouth Classic (**Phil Mickelso**n def. **Rich Beem, Arjun Atwal, Brandt Jobe** and J**ose Maria Olazabal**)

Last six-man playoff
2001 Nissan Open (**Robert Allenby** def. **Toshi Izawa, Brandel Chamblee, Bob Tway, Jeff Sluman** and **Dennis Paulson**)

Last five-team playoff
1985 Chrysler Team Championship

Last tie/no playoff in PGA TOUR event
1952 Jacksonville Open (**Sam Snead** forfeited to **Doug Ford** after 72 holes)

Last time three consecutive multi-hole playoffs
2015 Travelers Championship, The Greenbrier Classic, John Deere Classic
2000 Shell Houston Open, Compaq Classic of New Orleans, GTE Byron Nelson Classic

Last time four consecutive weeks with a playoff
2015 Travelers Championship, The Greenbrier Classic, John Deere Classic, The Open Championship
2015 Northern Trust Open, The Honda Classic, Puerto Rico Open, Valspar Championship

Last to win playoffs in consecutive weeks
David Duval, 1997 Michelob Championship at Kingsmill, Walt Disney World Resort/Oldsmobile Classic

Last to win playoff in consecutive starts
Jonathan Byrd, 2010 Justin Timberlake Shriners Hospitals for Children Open; 2011 Hyundai Tournament of Champions

Last to lose in consecutive playoffs
Jose Coceres, 2007 Mayakoba Classic; 2007 Honda Classic

Last to lose playoff at same event in consecutive seasons
Robert Karlsson, 2010 and 2011 FedEx St. Jude Classic

Last to win first three titles in playoffs
Steve Lowery, 1994 Sprint International, 2000 Southern Farm Bureau Classic, 2008 AT&T Pebble Beach National Pro-Am

Most playoff appearances in a season
Arnold Palmer, 4, 1963 Thunderbird Classic Invitational (won), 1963 U.S. Open (second), 1963 Cleveland Open Invitational (won), 1963 Western Open (won)
Jack Burke, Jr., 4, 1952 Los Angeles Open (second), 1952 Baton Rouge Open (won), 1952 Kansas City Open (second), 1952 Miami Open (won)
Kevin Kisner, 3, 2015 RBC Heritage (lost), 2015 PLAYERS Championship (lost), 2015 Greenbrier Classic (lost)

Webb Simpson, 3, 2011 Zurich Classic of New Orleans (lost), 2011 Deutsche Bank Championship (won), 2011 McGladrey Classic (lost)

Bill Haas, 3, 2011 Bob Hope Classic (lost), 2011 Greenbrier Classic (lost), 2011 TOUR Championship by Coca-Cola (won)
Horton Smith, 3, 1937 St. Petersburg Open (lost), 1937 Western Open (lost), 1937 Hollywood Hotel Open (lost)

Last to have three playoff losses in a season
Kevin Kisner, 2015 RBC Heritage, 2015 PLAYERS Championship, 2015 Greenbrier Classic
Horton Smith, 1937 St. Petersburg Open, 1937 Western Open, 1937 Hollywood Hotel Open

MISCELLANEOUS

Last amateur to lead after any round
Paul Dunne, 2015 The Open Championship (third round)
Patrick Cantlay, 2011 Travelers Championship (second round)

Last amateur to play in final group of final round
Jared du Toit, 2016 RBC Canadian Open
Paul Dunne, 2015 The Open Championship

Last amateur to shoot 60 or better
Patrick Cantlay, 60, second round, 2011 Travelers Championship

Last player to hold lead/co-lead in first round as a professional
Jon Rahm, 2016 Quicken Loans National

Last player to hold first-round lead and miss the cut
Andrew Loupe, 2016 Travelers Championship (shared lead)
Keegan Bradley, 2016 Valspar Championship (shared lead)
Danny Lee, 2014 Valspar Championship (shared lead)

Last to repeat as money leader
Tiger Woods, 2006-07

Last son of past PGA TOUR champion to win TOUR event
Bill Haas, 2015 Humana Challenge (son of Jay)
Kevin Stadler, 2014 Waste Management Phoenix Open (son of Craig)
Bill Haas, 2013 AT&T National (son of Jay)
Bill Haas, 2012 Northern Trust Open (son of Jay)
Bill Haas, 2011 TOUR Championship by Coca-Cola (son of Jay)

Last grandson of past PGA TOUR champion to win TOUR event
Marc Turnesa, 2008 Justin Timberlake Shriners Hospitals for Children Open (grandson of **Mike Turnesa**)

Last grandfather to win
Davis Love III, 2015 Wyndham Championship
Angel Cabrera, 2014 Greenbrier Classic
Johnny Miller, 1994 AT&T Pebble Beach National Pro-Am

Last to win with wife as caddie
Patrick Reed, 2013 Wyndham Championship
Steve Stricker, 1996 Motorola Western Open

Last to win with sister as caddie
John Huston, 1998 United Airlines Hawaiian Open

Last to win with brother as caddie
Dustin Johnson, 2017 THE NORTHERN TRUST

Last to win with father as caddie
Heath Slocum, 2005 Southern Farm Bureau Classic

Last to shoot his age
Arnold Palmer, 2001 Bob Hope Chrysler Classic (PGA West), fourth round, 71

Last to be even par or better in each tournament in a single season
Tiger Woods, 2000, 2002, 2008

Last tournament canceled for reasons other than weather
2001 World Golf Championships-American Express, Tampa Bay Classic (Sept. 11 terrorist attacks)

Last rookie to lead the FedExCup
Smylie Kaufman, after 2015 Shriners Hospitals for Children Open
Emiliano Grillo, after 2015 Frys.com Open
Russell Henley, after 2013 Sony Open in Hawaii (tied with Dustin Johnson)
Jhonattan Vegas, after 2011 Farmers Insurance Open

Last player to withdraw after holding the first, second- or third-round lead
Erik Compton, 2015 Wyndham Championship, first-round co-leader, withdrew prior to third round with ankle injury
Hunter Mahan, 2013 RBC Canadian Open, second-round leader, withdrew 50 minutes prior to third round when wife went into labor

Last player to be in last place after first round and finish in top 10
Brendon de Jonge, 2014 Wells Fargo Championship, 155th to T6, 80-62-68-69

Most Playoff Victories (Six or More)			
Jack Nicklaus	14-10	Phil Mickelson	7-4
Arnold Palmer	14-10	Cary Middlecoff	7-6-1
Sam Snead	12-5	Sergio Garcia	6-6
Tiger Woods	11-1	Tom Kite	6-4
Tom Watson	9-5	Bruce Lietzke	6-6
Billy Casper	8-8	Byron Nelson	6-6
Ben Hogan	8-12	Curtis Strange	6-3
Vijay Singh	8-4		

BYEONG-HUN AN (0-1)
Lost to Brian Stuard, 2016 Zurich Classic of New Orleans

STUART APPLEBY (2-1)
Lost to Ernie Els, 2002 Open Championship
Defeated Scott McCarron, 2003 Las Vegas Invitational
Defeated Vijay Singh, 2006 Mercedes Championships

AARON BADDELEY (1-1)
Lost to Ernie Els, 2003 Sony Open in Hawaii
Defeated Si Woo Kim, 2016 Barbasol Championship

SANGMOON BAE (0-1)
Lost to Luke Donald, 2012 Transitions Championship

BRINY BAIRD (0-1)
Lost to Bryce Molder, 2011 Frys.com Open

BLAYNE BARBER (0-1)
Lost to Mac Hughes, 2016 The RSM Classic

CHARLIE BELJAN (0-1)
Lost to John Merrick, 2013 Northern Trust Open

DAVID BERGANIO, JR. (0-1)
Lost to Phil Mickelson, 2002 Bob Hope Chrysler Classic.

DANIEL BERGER (0-2)
Lost to Padraig Harrington, 2015 Honda Classic
Lost to Jordan Spieth, 2017 Travelers Championship

KRIS BLANKS (0-1)
Lost to Sean O'Hair, 2011 RBC Canadian Open

JONAS BLIXT (1-0)
With Cameron Smith, def. Kevin Kisner and Scott Brown, 2017 Zurich Classic of New Orleans

JASON BOHN (0-2)
Lost to Ryan Moore, 2009 Wyndham Championship
Lost to Graeme McDowell, 2015 OHL Classic at Mayakoba

KEEGAN BRADLEY (2-1)
Defeated Ryan Palmer, 2011 HP Byron Nelson Championship
Defeated Jason Dufner, 2011 PGA Championship
Lost to Bill Haas, 2012 Northern Trust Open

SCOTT BROWN (0-1)
With Kevin Kisner, lost to Jonas Blixt and Cameron Smith, 2017 Zurich Classic of New Orleans

JONATHAN BYRD (2-1)
Defeated Martin Laird and Cameron Percy, 2010 Justin Timberlake Shriners Hospitals for Children Open
Defeated Robert Garrigus, 2011 Hyundai Tournament of Champions
Lost to Lucas Glover, 2011 Wells Fargo Championship

ANGEL CABRERA (1-1)
Defeated Kenny Perry and Chad Campbell, 2009 Masters Tournament
Lost to Adam Scott, 2013 Masters Tournament

CHAD CAMPBELL (0-3)
Lost to Adam Scott, 2005 Nissan Open (unofficial tournament, 36 holes)
Lost to Angel Cabrera, 2009 Masters Tournament
Lost to Martin Laird, 2009 Justin Timberlake Shriners Hospitals for Children Open

PAUL CASEY (1-2)
Defeated J.B. Holmes, 2009 Shell Houston Open
Lost to James Hahn, 2015 Northern Trust Open
Lost to Bubba Watson, 2015 Travelers Championship

ALEX CEJKA (1-0)
Defeated Sam Saunders, Jon Curran, Tim Petrovic, Emiliano Grillo, 2015 Puerto Rico Open

KEVIN CHAPPELL (0-1)
Lost to Rory McIlroy, 2016 TOUR Championship

K.J. CHOI (1-0)
Defeated David Toms, 2011 PLAYERS Championship

STEWART CINK (2-2)
Lost to Olin Browne, 1998 Canon Greater Hartford Open
Defeated Ted Purdy, 2004 MCI Heritage
Lost to Tiger Woods, 2006 World Golf Championships-Bridgestone Invitational
Defeated Tom Watson, 2009 Open Championship

TIM CLARK (0-2)
Lost to Steve Stricker, 2009 Crowne Plaza Invitational
Lost to Bubba Watson, 2014 World Golf Championships-HSBC Champions

BEN CRANE (1-0)
Defeated Webb Simpson, 2011 McGladrey Classic

JON CURRAN (0-2)
Lost to Alex Cejka, 2015 Puerto Rico Open
Lost to William McGirt, 2016 the Memorial Tournament

BRIAN DAVIS (0-1)
Lost to Jim Furyk, 2010 Verizon Heritage

JASON DAY (1-1)
Defeated J.B. Holmes, Harris English and Scott Stallings, 2015 Farmers Insurance Open
Lost to Billy Horschel, 2017 AT&T Byron Nelson

BRENDON DE JONGE (0-1)
Lost to Robert Streb, 2014 McGladrey Classic

LUKE DONALD (1-2)
Lost to John Daly, 2004 Buick Invitational
Lost to Brandt Snedeker, 2011 Heritage
Defeated Sangmoon Bae, Jim Furyk and Robert Garrigus, 2012 Transitions Championship

JASON DUFNER (2-3)
Lost to Mark Wilson, 2011 Waste Management Phoenix Open
Lost to Keegan Bradley, 2011 PGA Championship
Defeated Ernie Els, 2012 Zurich Classic of New Orleans
Lost to Adam Scott, 2014 Crowne Plaza Invitational at Colonial
Defeated David Lingmerth, 2016 CareerBuilder Challenge

KEN DUKE (1-0)
Defeated Chris Stroud, 2013 Travelers Championship

ERNIE ELS (4-4)
Defeated Loren Roberts and Colin Montgomerie, 1994 U.S. Open
Lost to Tiger Woods, 2000 Mercedes Championships
Lost to Mike Weir, 2001 TOUR Championship
Defeated Stuart Appleby, Steve Elkington and Thomas Levet, 2002 Open Championship
Defeated Aaron Baddeley, 2003 Sony Open in Hawaii
Defeated Harrison Frazar, 2004 Sony Open in Hawaii
Lost to Todd Hamilton, 2004 Open Championship
Lost to Jason Dufner, 2012 Zurich Classic of New Orleans

HARRIS ENGLISH (0-1)
Lost to Jason Day, 2015 Farmers Insurance Open

BOB ESTES (0-4)
Lost to Mike Hulbert, 1989 B.C. Open
Lost to John Inman, 1993 Buick Southern Open
Lost to Steve Flesch, 2003 HP Classic of New Orleans
Lost to Scott Stallings, 2011 Greenbrier Classic

TONY FINAU (1-0)
Defeated Steve Marino, 2016 Puerto Rico Open at Coco Beach

RICKIE FOWLER (2-2)
Lost to Troy Matteson, 2009 Frys.com Open
Defeated Rory McIlroy and D.A. Points, 2012 Wells Fargo Championship
Defeated Kevin Kisner and Sergio Garcia, 2015 THE PLAYERS
Lost to Hideki Matsuyama, 2016 Waste Management Phoenix Open

HARRISON FRAZAR (1-1)
Lost to Ernie Els, 2004 Sony Open in Hawaii
Defeated Robert Karlsson, 2011 FedEx St. Jude Classic

JIM FURYK (4-8)
Defeated Brad Faxon, 1996 United Airlines Hawaiian Open
Lost to Paul Stankowski, 1997 United Airlines Hawaiian Open
Lost to J.P. Hayes, 1998 Buick Classic
Lost to Tiger Woods, 2001 World Golf Championships-NEC Invitational
Lost to Scott Hoch, 2003 Ford Championship at Doral
Lost to Vijay Singh, 2005 Wachovia Championship
Lost to Wes Short Jr., 2005 Michelin Championship at Las Vegas
Defeated Trevor Immelman, 2006 Wachovia Championship
Lost to Rory Sabbatini, 2007 Crowne Plaza Invitational at Colonial
Defeated Brian Davis, 2010 Verizon Heritage
Lost to Luke Donald, 2012 Transitions Championship
Defeated Kevin Kisner, 2015 RBC Heritage

SERGIO GARCIA (6-6)
Lost to Mike Weir, 2001 TOUR Championship
Defeated David Toms, 2002 Mercedes Championships
Defeated Dudley Hart and Robert Damron, 2004 EDS Byron Nelson Championship
Defeated Rory Sabbatini and Padraig Harrington, 2004 Buick Classic
Lost to Vijay Singh, 2005 Wachovia Championship
Lost to Padraig Harrington, 2007 Open Championship
Defeated Paul Goydos, 2008 PLAYERS Championship
Lost to Vijay Singh, 2008 Barclays
Lost to Camilo Villegas, 2008 TOUR Championship
Lost to Rickie Fowler, 2015 THE PLAYERS
Defeated Brooks Koepka, 2016 AT&T Byron Nelson
Defeated Justin Rose, 2017 Masters

ROBERT GARRIGUS (0-3)
Lost to Lee Westwood, 2010 St. Jude Classic
Lost to Jonathan Byrd, 2011 Hyundai Tournament of Champions
Lost to Luke Donald, 2012 Transitions Championship

BRIAN GAY (1-1)
Lost to Will MacKenzie, 2008 Viking Classic
Defeated Charles Howell III and David Lingmerth, 2013 Humana Challenge

LUCAS GLOVER (1-0)
Defeated Jonathan Byrd, 2011 Wells Fargo Championship

FABIAN GOMEZ (1-0)
Defeated Brandt Snedeker, 2016 Sony Open in Hawaii

RETIEF GOOSEN (1-1)
Defeated Mark Brooks, 2001 U.S. Open
Lost to Nathan Green, 2009 RBC Canadian Open

EMILIANO GRILLO (1-1)
Lost to Alex Cejka, 2015 Puerto Rico Open
Defeated Kevin Na, 2015 Frys.com Open

BILL HAAS (2-3)
Lost to Jhonattan Vegas, 2011 Bob Hope Classic
Lost to Scott Stallings, 2011 Greenbrier Classic
Defeated Hunter Mahan, 2011 TOUR Championship by Coca-Cola
Defeated Phil Mickelson and Keegan Bradley, 2012 Northern Trust Open
Lost to Charl Schwartzel, 2016 Valspar Championship

JAMES HAHN (2-0)
Defeated Dustin Johnson and Paul Casey, 2015 Northern Trust Open
Defeated Roberto Castro, 2016 Wells Fargo Championship

PADRAIG HARRINGTON (3-1)
Lost to Sergio Garcia, 2004 Buick Classic
Defeated Vijay Singh, Joe Ogilvie, 2005 Honda Classic
Defeated Sergio Garcia, 2007 Open Championship
Defeated Daniel Berger, 2015 Honda Classic

DAVID HEARN (0-2)
Lost to Jordan Spieth, 2013 John Deere Classic
Lost to Danny Lee, 2015 Greenbrier Classic

RUSSELL HENLEY (1-0)
Defeated Russell Knox, Rory McIlroy, Ryan Palmer, 2014 The Honda Classic

J.J. HENRY (1-0)
Defeated Kyle Reifers, 2015 Barracuda Championship

TIM HERRON (2-1)
Defeated Tom Lehman, 1999 Bay Hill Invitational
Lost to Woody Austin, 2004 Buick Championship
Defeated Richard S. Johnson, 2006 Bank of America Colonial

CHARLEY HOFFMAN (1-2)
Defeated John Rollins, 2007 Bob Hope Chrysler Classic
Lost to Kenny Perry, 2009 FBR Open
Lost to Jhonattan Vegas, 2017 RBC Canadian Open

J.B. HOLMES (2-2)
Defeated Phil Mickelson, 2008 FBR Open
Lost to Paul Casey, 2009 Shell Houston Open
Lost to Jason Day, 2015 Farmers Insurance Open
Defeated Johnson Wagner and Jordan Spieth, 2015 Shell Houston Open

BILLY HORSCHEL (1-1)
Lost to Mac Hughes, 2016 The RSM Classic
Defeated Jason Day, 2017 AT&T Byron Nelson

CHARLES HOWELL III (1-4)
Lost to Shigeki Maruyama, 2001 Greater Milwaukee Open
Lost to Mike Weir, 2003 Nissan Open
Defeated Phil Mickelson, 2007 Nissan Open
Lost to Brian Gay, 2013 Humana Challenge
Lost to Kyle Stanley, 2017 Quicken Loans National

MAC HUGHES (1-0)
Defeated Blayne Barber, Henrik Norlander, Camilo Villegas and Billy Horschel, 2016 The RSM Classic

JOHN HUH (1-0)
Defeated Robert Allenby, 2012 Mayakoba Golf Classic

DUSTIN JOHNSON (1-1)
Lost to James Hahn, 2015 Northern Trust Open
Defeated Jordan Spieth, 2017 THE NORTHERN TRUST

ZACH JOHNSON (4-1)
Defeated Ryuji Imada, 2007 AT&T Classic
Defeated James Driscoll, 2009 Valero Texas Open
Defeated Troy Matteson, 2012 John Deere Classic
Lost to Jordan Spieth, 2013 John Deere Classic
Defeated Louis Oosthuizen and Marc Leishman, 2015 Open Championship

MATT JONES (1-0)
Defeated Matt Kuchar, 2014 Shell Houston Open

MARTIN KAYMER (1-0)
Defeated Bubba Watson, 2010 PGA Championship

SI WOO KIM (0-1)
Lost to Aaron Baddeley, 2016 Barbasol Championship

KEVIN KISNER (0-4)
Lost to Jim Furyk, 2015 RBC Heritage
Lost to Rickie Fowler, 2015 THE PLAYERS
Lost to Danny Lee, 2015 Greenbrier Classic
With Scott Brown, lost to Jonas Blixt and Cameron Smith, 2017 Zurich Classic of New Orleans

RUSSELL KNOX (0-2)
Lost to Russell Henley, 2014 The Honda Classic
Lost to Graeme McDowell, 2015 OHL Classic at Mayakoba

BROOKS KOEPKA (0-1)
Lost to Sergio Garcia, 2016 AT&T Byron Nelson

MATT KUCHAR (2-1)
Defeated Vaughn Taylor, 2009 Turning Stone Resort Championship
Defeated Martin Laird, 2010 Barclays
Lost to Matt Jones, 2014 Shell Houston Open

MARTIN LAIRD (1-2)
Defeated George McNeill, Chad Campbell, 2009 Justin Timberlake Shriners Hospitals for Children Open
Lost to Matt Kuchar, 2010 Barclays
Lost to Jonathan Byrd, 2010 Justin Timberlake Shriners Hospitals for Children Open

DANNY LEE (1-0)
Defeated David Hearn, Robert Streb and Kevin Kisner, 2015 Greenbrier Classic

MARC LEISHMAN (0-1)
Lost to Zach Johnson, 2015 Open Championship

DAVID LINGMERTH (1-2)
Lost to Brian Gay, 2013 Humana Challenge
Defeated Justin Rose, 2015 the Memorial Tournament
Lost to Jason Dufner, 2016 CareerBuilder Challenge

DAVIS LOVE III (2-7)
Lost to Tom Kite, 1989 Nestle Invitational
Lost to Tom Purtzer, 1991 NEC World Series of Golf
Lost to Fred Couples, 1992 Nissan Los Angeles Open
Defeated Mike Heinen, 1995 Freeport McMoRan Classic
Lost to Michael Bradley, 1996 Buick Challenge
Lost to Tiger Woods, 1996 Las Vegas Invitational
Lost to Jesper Parnevik, 2000 GTE Byron Nelson Classic
Lost to Phil Mickelson, 2001 Buick Invitational
Defeated Woody Austin, 2003 MCI Heritage

JAMIE LOVEMARK (0-2)
Lost to Troy Matteson, 2009 Frys.com Open
Lost to Brian Stuard, 2016 Zurich Classic of New Orleans

WILL MACKENZIE (1-1)
Defeated Brian Gay, Marc Turnesa, 2008 Viking Classic
Lost to Robert Streb, 2014 McGladrey Classic

HUNTER MAHAN (1-2)
Lost to Vaughn Taylor, 2004 Reno-Tahoe Open
Defeated Jay Williamson, 2007 Travelers Championship
Lost to Bill Haas, 2011 TOUR Championship by Coca-Cola

STEVE MARINO (0-2)
Lost to Steve Stricker, 2009 Crowne Plaza Invitational at Colonial
Lost to Tony Finau, 2016 Puerto Rico Open at Coco Beach

HIDEKI MATSUYAMA (3-0)
Defeated Kevin Na, 2014 the Memorial Tournament
Defeated Rickie Fowler, 2016 Waste Management Phoenix Open
Defeated Webb Simpson, 2017 Watse Management Phoenix Open

GRAEME MCDOWELL (2-0)
Defeated Webb Simpson, 2013 RBC Heritage
Defeated Russell Knox and Jason Bohn, 2015 OHL Classic at Mayakoba

WILLIAM MCGIRT (1-0)
Defeated Jon Curran, 2016 the Memorial Tournament

RORY MCILROY (1-2)
Lost to Rickie Fowler, 2012 Wells Fargo Championship
Lost to Russell Henley, 2014 The Honda Classic
Defeated Ryan Moore and Kevin Chappell, 2016 TOUR Championship

JOHN MERRICK (1-0)
Defeated Charlie Beljan, 2013 Northern Trust Open

PHIL MICKELSON (7-4)
Defeated Fred Couples, 1994 Mercedes Championships
Defeated Justin Leonard, 1996 Phoenix Open
Defeated Gary Nicklaus, 2000 BellSouth Classic
Lost to Jesper Parnevik, 2000 GTE Byron Nelson Classic
Defeated Davis Love III and Frank Lickliter II, 2001 Buick Invitational
Defeated David Berganio, Jr., 2002 Bob Hope Chrysler Classic
Defeated Skip Kendall, 2004 Bob Hope Chrysler Classic
Defeated Rich Beem, Arjun Atwal, Brandt Jobe and Jose Maria Olazabal, 2005 BellSouth Classic
Lost to Charles Howell III, 2007 Nissan Open
Lost to J.B. Holmes, 2008 FBR Open
Lost to Bill Haas, 2012 Northern Trust Open

BRYCE MOLDER (1-0)
Defeated Briny Baird, 2011 Frys.com Open

RYAN MOORE (2-2)
Lost to Adam Scott, 2008 EDS Byron Nelson Championship
Defeated Kevin Stadler and Jason Bohn, 2009 Wyndham Championship
Defeated Gary Woodland, 2013 CIMB Classic
Lost to Rory McIlroy, 2016 TOUR Championship

KEVIN NA (0-3)
Lost to Geoff Ogilvy, 2005 Chrysler Classic of Tucson
Lost to Hideki Matsuyama, 2014 the Memorial Tournament
Lost to Emiliano Grillo, 2015 Frys.com Open

SEAN O'HAIR (1-1)
Defeated Kris Blanks, 2011 RBC Canadian Open
Lost to Jordan Spieth, 2015 Valspar Championship

GEOFF OGILVY (1-0)
Defeated Kevin Na and Mark Calcavecchia, 2005 Chrysler Classic of Tucson

LOUIS OOSTHUIZEN (0-2)
Lost to Bubba Watson, 2012 Masters Tournament
Lost to Zach Johnson, 2015 Open Championship

GREG OWEN (0-1)
Lost to Chris Stroud, 2017 Barracuda Championship

RYAN PALMER (0-2)
Lost to Keegan Bradley, 2011 HP Byron Nelson Championship
Lost to Russell Henley, 2014 The Honda Classic

CAMERON PERCY (0-1)
Lost to Jonathan Byrd, 2010 Justin Timberlake Shriners Hospitals for Children Open

D.A. POINTS (0-1)
Lost to Rickie Fowler, 2012 Wells Fargo Championship

TED POTTER, JR. (1-0)
Defeated Troy Kelly, 2012 Greenbrier Classic

CHEZ REAVIE (0-1)
Lost to Webb Simpson, 2011 Deutsche Bank Championship

PATRICK REED (2-1)
Defeated Jordan Spieth, 2013 Wyndham Championship
Defeated Jimmy Walker, 2015 Hyundai Tournament of Champions
Lost to Jordan Spieth, 2015 Valspar Championship

JUSTIN ROSE (1-2)
Defeated Shawn Stefani, 2014 Quicken Loans National
Lost to David Lingmerth, 2015 the Memorial Tournament
Lost to Sergio Garcia, 2017 Masters

RORY SABBATINI (1-1)
Lost to Sergio Garcia, 2004 Buick Classic
Defeated Jim Furyk and Bernhard Langer, 2007 Crowne Plaza Invitational at Colonial

SAM SAUNDERS (0-1)
Lost to Alex Cejka, 2015 Puerto Rico Open

CHARL SCHWARTZEL (1-0)
Defeated Bill Haas, 2016 Valspar Championship

ADAM SCOTT (3-0)
Defeated Chad Campbell, 2005 Nissan Open (unofficial tournament, 36 holes, does not count towards record)
Defeated Ryan Moore, 2008 EDS Byron Nelson Championship
Defeated Angel Cabrera, 2013 Masters Tournament
Defeated Jason Dufner, 2014 Crowne Plaza Invitational at Colonial

WEBB SIMPSON (1-4)
Lost to Bubba Watson, 2011 Zurich Classic of New Orleans
Defeated Chez Reavie, 2011 Deutsche Bank Championship
Lost to Ben Crane, 2011 McGladrey Classic
Lost to Graeme McDowell, 2013 RBC Heritage
Lost to Hideki Matsuyama, 2017 Waste Management Phoenix Open

VIJAY SINGH (8-4)
Defeated Mark Wiebe, 1993 Buick Classic
Defeated Billy Mayfair, 1995 Phoenix Open
Defeated Doug Martin, 1995 Buick Classic
Lost to Hal Sutton, 1998 TOUR Championship
Defeated Justin Leonard and Chris DiMarco, 2004 PGA Championship
Defeated Mike Weir, 2004 Bell Canadian Open
Lost to Padraig Harrington, 2005 Honda Classic
Defeated John Daly, 2005 Shell Houston Open
Defeated Jim Furyk and Sergio Garcia, 2005 Wachovia Championship
Lost to Stuart Appleby, 2006 Mercedes Championships
Lost to Steve Lowery, 2008 AT&T Pebble Beach National Pro-Am
Defeated Sergio Garcia, Kevin Sutherland, 2008 Barclays

CAMERON SMITH (1-0)
With Jonas Blixt, defeated Kevin Kisner and Scott Brown, 2017 Zurich Classic of New Orleans

BRANDT SNEDEKER (2-1)
Defeated Luke Donald, 2011 Heritage
Defeated Kyle Stanley, 2012 Farmers Insurance Open
Lost to Fabian Gomez, 2016 Sony Open in Hawaii

JORDAN SPIETH (4-3)
Defeated Zach Johnson and David Hearn, 2013 John Deere Classic
Lost to Patrick Reed, 2013 Wyndham Championship
Defeated Patrick Reed and Sean O'Hair, 2015 Valspar Championship
Lost to J.B. Holmes, 2015 Shell Houston Open
Defeated Tom Gillis, 2015 John Deere Classic
Defeated Daniel Berger, 2017 Travelers Championship
Lost to Dustin Johnson, 2017 THE NORTHERN TRUST

KEVIN STADLER (0-1)
Lost to Ryan Moore, 2009 Wyndham Championship

SCOTT STALLINGS (1-1)
Defeated Bill Haas and Bob Estes, 2011 Greenbrier Classic
Lost to Jason Day, 2015 Farmers Insurance Open

KYLE STANLEY (1-1)
Lost to Brandt Snedeker, 2012 Farmers Insurance Open
Defeated Charles Howell III, 2017 Quicken Loans National

SHAWN STEFANI (0-1)
Lost to Justin Rose, 2014 Quicken Loans National

ROBERT STREB (1-1)
Defeated Brendon de Jonge and Will MacKenzie, 2014 McGladrey Classic
Lost to Danny Lee, 2015 Greenbrier Classic

STEVE STRICKER (1-1)
Lost to Daniel Chopra, 2008 Mercedes-Benz Championship
Defeated Steve Marino and Tim Clark, 2009 Crowne Plaza Invitational at Colonial

CHRIS STROUD (1-1)
Lost to Ken Duke, 2013 Travelers Championship
Defeated Richy Werenski and Greg Owen, 2017 Barracuda Championship

BRIAN STUARD (1-0)
Defeated Jamie Lovemark and Byeong-Hun An, 2016 Zurich Classic of New Orleans

DANIEL SUMMERHAYS (0-1)
Lost to Woody Austin, 2013 Sanderson Farms Championship

VAUGHN TAYLOR (1-2)
Defeated Scott McCarron, Steve Allan and Hunter Mahan, 2004 Reno-Tahoe Open
Lost to Matt Kuchar, 2009 Turning Stone Resort Championship
Lost to Anthony Kim, 2010 Shell Houston Open

BO VAN PELT (1-0)
Defeated John Mallinger, 2009 U.S. Bank Championship

JHONATTAN VEGAS (2-0)
Defeated Gary Woodland and Bill Haas, 2011 Bob Hope Classic
Defeated Charley Hoffman, 2017 RBC Canadian Open

CAMILO VILLEGAS (1-2)
Lost to Mark Wilson, 2007 Honda Classic
Defeated Sergio Garcia, 2008 TOUR Championship
Lost to Mac Hughes, 2016 The RSM Classic

JOHNSON WAGNER (1-1)
Defeated Spencer Levin, 2011 Mayakoba Golf Classic
Lost to J.B. Holmes, 2015 Shell Houston Open

JIMMY WALKER (0-1)
Lost to Patrick Reed, 2015 Hyundai Tournament of Champions

BUBBA WATSON (5-1)
Defeated Scott Verplank, Corey Pavin, 2010 Travelers Championship
Lost to Martin Kaymer, 2010 PGA Championship
Defeated Webb Simpson, 2011 Zurich Classic of New Orleans
Defeated Louis Oosthuizen, 2012 Masters Tournament
Defeated Tim Clark, 2014 World Golf Championships-HSBC Champions
Defeated Paul Casey, 2015 Travelers Championship

BOO WEEKLEY (0-1)
Lost to Mark Wilson, 2007 Honda Classic

RICHY WERENSKI (0-1)
Lost to Chris Stroud, 2017 Barracuda Championship

MARK WILSON (2-0)
Defeated Jose Coceres, Boo Weekley and Camilo Villegas, 2007 Honda Classic
Defeated Jason Dufner, 2011 Waste Management Phoenix Open

GARY WOODLAND (0-2)
Lost to Jhonattan Vegas, 2011 Bob Hope Classic
Lost to Ryan Moore, 2013 CIMB Classic

TIGER WOODS (11-1)
Defeated Davis Love III, 1996 Las Vegas Invitational
Defeated Tom Lehman, 1997 Mercedes Championships
Lost to Billy Mayfair, 1998 Nissan Open
Defeated Miguel Angel Jimenez, 1999 World Golf Championships-American Express Championship
Defeated Ernie Els, 2000 Mercedes Championships
Defeated Bob May, 2000 PGA Championship
Defeated Jim Furyk, 2001 World Golf Championships-NEC Invitational
Defeated Chris DiMarco, 2005 Masters
Defeated John Daly, 2005 World Golf Championships-American Express Championship
Defeated Jose Maria Olazabal and Nathan Green, 2006 Buick Invitational
Defeated Stewart Cink, 2006 World Golf Championships-Bridgestone Invitational
Defeated Rocco Mediate, 2008 U.S. Open

Arnold Palmer Invitational presented by Mastercard

1976 **Hale Irwin** def. **Kermit Zarley** with a par on the sixth playoff hole.
1979 **Bob Byman** def. **John Schroeder** with a par on the second playoff hole.
1982 **Tom Kite** def. **Jack Nicklaus** and **Denis Watson** with a birdie on the first playoff hole.
1983 **Mike Nicolette** def. **Greg Norman** with a par on the first playoff hole.
1984 **Gary Koch** def. **George Burns** with a birdie on the second playoff hole.
1989 **Tom Kite** def. **Davis Love III** with a par on the second playoff hole.
1999 **Tim Herron** def. **Tom Lehman** with a birdie on the first playoff hole.

AT&T Byron Nelson

1956 **Peter Thomson** def. **Gene Littler** and **Cary Middlecoff** with a birdie on the first playoff hole.
1958 **Sam Snead** def. **Julius Boros**, **John McMullen** and **Gary Player** with a birdie on the first playoff hole.
1960 **Johnny Pott** def **Ted Kroll** and **Bo Wininger** with a birdie on the third playoff hole.
1970 **Jack Nicklaus** def. **Arnold Palmer** with a birdie on the first playoff hole.
1972 **Chi Chi Rodriguez** def. **Billy Casper** with a birdie on the first playoff hole.
1973 **Lanny Wadkins** def. **Dan Sikes** with a par on the first playoff hole.
1979 **Tom Watson** def. **Bill Rogers** with a birdie on the first playoff hole.
1981 **Bruce Lietzke** def. **Tom Watson** with a par on the first playoff hole.
1985 **Bob Eastwood** def. **Payne Stewart** with a bogey on the first playoff hole.
1987 **Fred Couples** def. **Mark Calcavecchia** with a par on the third playoff hole.
1988 **Bruce Lietzke** def. **Clarence Rose** with a birdie on the first playoff hole.
1989 **Jodie Mudd** def. **Larry Nelson** with a birdie on the first playoff hole.
1992 **Billy Ray Brown** def. **Ben Crenshaw**, **Raymond Floyd** and **Bruce Lietzke** with a birdie on the first playoff hole.
1994 **Neal Lancaster** def. **Tom Byrum**, **Mark Carnevale**, **David Edwards**, **Yoshinori Mizumaki** and **David Ogrin** with a birdie on the first playoff hole.
1999 **Loren Roberts** def. **Steve Pate** with a par on the first playoff hole.
2000 **Jesper Parnevik** def. **Davis Love III** and **Phil Mickelson** with a par on the third playoff hole.
2001 **Robert Damron** def. **Scott Verplank** with a birdie on the fourth playoff hole.
2004 **Sergio Garcia** def. **Dudley Hart** and **Robert Damron** with a par on the first playoff hole.
2008 **Adam Scott** def. **Ryan Moore** with a birdie on the third playoff hole.
2011 **Keegan Bradley** def. **Ryan Palmer** with a par on the first playoff hole.
2016 **Sergio Garcia** def. **Brooks Koepka** with a par on the first playoff hole.
2017 **Billy Horschel** def. **Jason Day** with a par on the first playoff hole.

AT&T Pebble Beach Pro-Am

1962 **Doug Ford** def. **Joe Campbell** with a par on the first playoff hole.
1968 **Johnny Pott** def. **Billy Casper** and **Bruce Devlin** with a birdie on the first playoff hole.
1972 **Jack Nicklaus** def. **Johnny Miller** with a birdie on the first playoff hole.
1978 **Tom Watson** def. **Ben Crenshaw** with a par on the second playoff hole.
1979 **Lon Hinkle** def. **Andy Bean** and **Mark Hayes** with a birdie on the third playoff hole.
1981 **John Cook** def. **Bobby Clampett**, **Ben Crenshaw**, **Hale Irwin** and **Barney Thompson** with a par on the third playoff hole.
1984 **Hale Irwin** def. **Jim Nelford** with a birdie on the second playoff hole.
1988 **Steve Jones** def. **Bob Tway** with a birdie on the second playoff hole.
1992 **Mark O'Meara** def. **Jeff Sluman** with a par on the first playoff hole.
2008 **Steve Lowery** def. **Vijay Singh** with a birdie on the first playoff hole.

Barbasol Championship

2016 **Aaron Baddeley** def. **Si Woo Kim** with a birdie on the fourth playoff hole.

Barracuda Championship

2000 **Scott Verplank** def. **Jean Van de Velde** with a birdie on the fourth playoff hole.
2002 **Chris Riley** def. **Jonathan Kaye** with a par on the first playoff hole.
2004 **Vaughn Taylor** def. **Steve Allan**, **Hunter Mahan**, **Scott McCarron** with a birdie on the first playoff hole.
2015 **J.J. Henry** def. **Kyle Reifers** with an eagle on the second playoff hole.
2017 **Chris Stroud** def. **Richy Werenski** with a birdie on the second playoff hole. **Greg Owen** was eliminated on the first playoff hole.

BMW Championship

1899 **Willie Smith** (74) def. **Laurie Auchterlonie** (84) by 10 strokes in an 18-hole playoff.
1934 **Harry Cooper** (133) def. **Ky Laffoon** (136) by three strokes in a 36-hole playoff.
1937 **Ralph Guldahl** (72) def. **Horton Smith** (76) by four strokes in an 18-hole playoff.
1940 **Jimmy Demaret** (69) def. **Toney Penna** (72) by three strokes in an 18-hole playoff.
1948 **Ben Hogan** (64) def. **Ed Oliver** (73) by nine strokes in an 18-hole playoff.
1954 **Lloyd Mangrum** def. **Ted Kroll** with a birdie on the first playoff hole.
1956 **Mike Fetchick** (66) def. **Jay Hebert** (71) by five strokes, **Doug Ford** (72) by six strokes and **Don January** (75) by nine strokes in an 18-hole playoff.
1957 **Doug Ford** def. **George Bayer**, **Gene Littler** and **Billy Maxwell** with a par on the third playoff hole.
1960 **Stan Leonard** def. **Art Wall** with a birdie on the first playoff hole.
1963 **Arnold Palmer** (70) def. **Julius Boros** (71) by one stroke and **Jack Nicklaus** (73) by three strokes in an 18-hole playoff.
1978 **Andy Bean** def. **Bill Rogers** with a par on the first playoff hole.
1979 **Larry Nelson** def. **Ben Crenshaw** with a birdie on the first playoff hole.
1984 **Tom Watson** def. **Greg Norman** with a birdie on the third playoff hole.
1985 **Scott Verplank** def. **Jim Thorpe** with a par on the second playoff hole.
1986 **Tom Kite** def. **Fred Couples**, **David Frost** and **Nick Price** with a birdie on the first playoff hole.
1989 **Mark McCumber** def. **Peter Jacobsen** with a par on the first playoff hole.
2000 **Robert Allenby** def. **Nick Price** with a par on the first playoff hole.

CareerBuilder Challenge

1963 **Jack Nicklaus** (65) def. **Gary Player** (73) by eight strokes in an 18-hole playoff.
1964 **Tommy Jacobs** def. **Jimmy Demaret** with a par on the second playoff hole.
1966 **Doug Sanders** def. **Arnold Palmer** with a birdie on the first playoff hole.
1968 **Arnold Palmer** def. **Deane Beman** with a par on the second playoff hole.
1971 **Arnold Palmer** def. **Raymond Floyd** with a birdie on the first playoff hole.
1982 **Ed Fiori** def. **Tom Kite** with a birdie on the second playoff hole.
1983 **Keith Fergus** def. **Rex Caldwell** with a par on the first playoff hole.
1984 **John Mahaffey** def. **Jim Simons** with a par on the second playoff hole.
1985 **Lanny Wadkins** def. **Craig Stadler** with a birdie on the fifth playoff hole.
1986 **Donnie Hammond** def. **John Cook** with a birdie on the first playoff hole.
1989 **Steve Jones** def. **Paul Azinger** and **Sandy Lyle** with a birdie on the first playoff hole.
1991 **Corey Pavin** def. **Mark O'Meara** with a birdie on the first playoff hole.
1992 **John Cook** def. **Rick Fehr**, **Tom Kite**, **Mark O'Meara** and **Gene Sauers** with an eagle on the fourth playoff hole.
1998 **Fred Couples** def. **Bruce Lietzke** with a birdie on the first playoff hole.

2002 **Phil Mickelson** def. **David Berganio, Jr.**, with a birdie on the first playoff hole.
2004 **Phil Mickelson** def. **Skip Kendall** with a birdie on the first playoff hole.
2007 **Charley Hoffman** def. **John Rollins** with a birdie on the first playoff hole.
2011 **Jhonattan Vegas** def. **Gary Woodland** and **Bill Haas** with a par on second playoff hole.
2013 **Brian Gay** def. **Charles Howell III** and **David Lingmerth** with a birdie on the second playoff hole.
2016 **Jason Dufner** def. **David Lingmerth** with a par on the second playoff hole.

CIMB Classic

2014 **Ryan Moore** def. **Gary Woodland** with a birdie on the first playoff hole.

DEAN & DELUCA Invitational

1959 **Ben Hogan** (69) def. **Fred Hawkins** (73) by four strokes in an 18-hole playoff.
1962 **Arnold Palmer** (69) def. **Johnny Pott** (73) by four strokes in an 18-hole playoff.
1983 **Jim Colbert** def. **Fuzzy Zoeller** with a par on the sixth playoff hole.
1984 **Peter Jacobsen** def. **Payne Stewart** with a birdie on the first playoff hole.
1986 **Dan Pohl** def. **Payne Stewart** with a birdie on the first playoff hole.
1992 **Bruce Lietzke** def. **Corey Pavin** with a birdie on the first playoff hole.
1994 **Nick Price** def. **Scott Simpson** with a birdie on the first playoff hole.
2006 **Tim Herron** def. **Richard S. Johnson** with a birdie on the second playoff hole.
2007 **Rory Sabbatini** def. **Jim Furyk** and **Bernhard Langer** with a birdie on first playoff hole.
2009 **Steve Stricker** def. **Tim Clark** and **Steve Marino** with a birdie on the second playoff hole.
2014 **Adam Scott** def. **Jason Dufner** with a birdie on the third playoff hole.

Dell Technologies Championship

2011 **Webb Simpson** def. **Chez Reavie** with a birdie on the second playoff hole.

Farmers Insurance Open

1961 **Arnold Palmer** def. **Al Balding** with a birdie on the first playoff hole.
1962 **Tommy Jacobs** def. **Johnny Pott** with a birdie on the first playoff hole.
1965 **Wes Ellis** def. **Billy Casper** with a birdie on the first playoff hole.
1970 **Pete Brown** def. **Tony Jacklin** with a par on the first playoff hole.
1975 **J.C. Snead** def. **Raymond Floyd** and **Bobby Nichols** with a birdie on the second playoff hole.
1980 **Tom Watson** def. **D.A. Weibring** with a par on the first playoff hole.
1984 **Gary Koch** def. **Gary Hallberg** with a birdie on the second playoff hole.
1985 **Woody Blackburn** def. **Ron Streck** with a par on the fourth playoff hole.
1986 **Bob Tway** def. **Bernhard Langer** with a par on the second playoff hole.
1998 **Scott Simpson** def. **Skip Kendall** with a birdie on the first playoff hole.
2001 **Phil Mickelson** def. **Frank Lickliter II** and **Davis Love III** with a double-bogey on the third playoff hole.
2004 **John Daly** def. **Chris Riley** and **Luke Donald** with a birdie on the first playoff hole.
2006 **Tiger Woods** def. **Nathan Green** and **Jose Maria Olazabal** with a par on the second playoff hole.
2012 **Brandt Snedeker** def. **Kyle Stanley** with a par on the second playoff hole.
2015 **Jason Day** def. **J.B. Holmes, Harris English** and **Scott Stallings** with a par on the second playoff hole.

FedEx St. Jude Classic

1959 **Don Whitt** def. **Al Balding** and **Gary Player** with a par on the second playoff hole.
1960 **Tommy Bolt** def. **Ben Hogan** and **Gene Littler** in an 18-hole playoff (Bolt 68, Hogan 69, Littler 71).
1962 **Lionel Hebert** def. **Gene Littler** and **Gary Player** with a birdie on the first playoff hole.
1963 **Tony Lema** def. **Tommy Aaron** with a par on the first playoff hole.
1965 **Jack Nicklaus** def. **Johnny Pott** with a par on the first playoff hole.
1978 **Andy Bean** def. **Lee Trevino** with a birdie on the first playoff hole.
1979 **Gil Morgan** def. **Larry Nelson** with a birdie on the second playoff hole.
1985 **Hal Sutton** def. **David Ogrin** with a birdie on the first playoff hole.
1990 **Tom Kite** def. **John Cook** with a birdie on the first playoff hole.
1994 **Dicky Pride** def. **Gene Sauers** and **Hal Sutton** with a birdie on the first playoff hole.
1998 **Nick Price** def. **Jeff Sluman** with a birdie on the second playoff hole.
2008 **Justin Leonard** def. **Trevor Immelman** and **Robert Allenby** with a birdie on the second playoff hole.
2010 **Lee Westwood** def. **Robert Karlsson** and **Robert Garrigus** with a birdie on the fourth playoff hole.
2011 **Harrison Frazar** def. **Robert Karlsson** with a par on the third playoff hole.

Genesis Open

1935 **Vic Ghezzi** (73) def. **Johnny Revolta** (75) by two strokes in an 18-hole playoff.
1942 **Ben Hogan** (72) def. **Jimmy Thomson** (73) by one stroke in an 18-hole playoff.
1950 **Sam Snead** (72) def. **Ben Hogan** (76) by four strokes in an 18-hole playoff.
1952 **Tommy Bolt** (69) def. **Jack Burke, Jr.**, (71) by two strokes in an 18-hole playoff.
1969 **Charles Sifford** def. **Harold Henning** with a birdie on the first playoff hole.
1970 **Billy Casper** def. **Hale Irwin** with a birdie on the first playoff hole.
1971 **Bob Lunn** def. **Billy Casper** with a birdie on the fourth playoff hole
1972 **George Archer** (66) def. **Tommy Aaron** (68) and **Dave Hill** (68) by two strokes in an 18-hole playoff.
1982 **Tom Watson** def. **Johnny Miller** with a birdie on the third playoff hole.
1987 **Tze-Chung Chen** def. **Ben Crenshaw** with a par on the first playoff hole.
1992 **Fred Couples** def. **Davis Love III** with a birdie on the second playoff hole.
1998 **Billy Mayfair** def. **Tiger Woods** with a birdie on the first playoff hole.
2001 **Robert Allenby** def. **Brandel Chamblee**, **Toshi Izawa**, **Dennis Paulson**, **Jeff Sluman** and **Bob Tway** with a birdie on the first playoff hole.
2003 **Mike Weir** def. **Charles Howell III** with a birdie on the second playoff hole.
2005 **Adam Scott** def. **Chad Campbell** with a par on the first playoff hole (36-hole unofficial tournament).
2007 **Charles Howell III** def. **Phil Mickelson** with a par on the third playoff hole.
2012 **Bill Haas** def. **Phil Mickelson** and **Keegan Bradley** with a birdie on the second playoff hole.
2013 **John Merrick** def. **Charlie Beljan** with a par on the second playoff hole.
2015 **James Hahn** def. **Dustin Johnson** and **Paul Casey** with a birdie on the third playoff hole.

Houston Open

1953 **Cary Middlecoff** (69) def. **Jim Ferrier** (71) and **Shelley Mayfield** (71) by two strokes, **Earl Stewart** (72) by three strokes and **Bill Nary** (75) by six strokes in an 18-hole playoff.
1959 **Jack Burke, Jr.** (64) def. **Julius Boros** (69) by five strokes in an 18-hole playoff.
1960 **Bill Collins** (69) def. **Arnold Palmer** (71) by two strokes in an 18-hole playoff.
1961 **Jay Hebert** (69) and **Ken Venturi** (69) tied in an 18-hole playoff. Hebert def. Venturi with a birdie on the first sudden-death playoff hole.
1962 **Bobby Nichols** (71) and **Dan Sikes** (71) def. **Jack Nicklaus** (76) by five strokes in an 18-hole playoff. Nichols def. Sikes with a birdie on the first sudden-death playoff hole.
1970 **Gibby Gilbert** def. **Bruce Crampton** with a birdie on the third playoff hole.
1971 **Hubert Green** def. **Don January** with a birdie on the first playoff hole.
1980 **Curtis Strange** def. **Lee Trevino** with a birdie on the first playoff hole.
1982 **Ed Sneed** def. **Bob Shearer** with a birdie on the first playoff hole.
1986 **Curtis Strange** def. **Calvin Peete** with a birdie on the third playoff hole.
1987 **Jay Haas** def. **Buddy Gardner** with a par on the first playoff hole.
1988 **Curtis Strange** def. **Greg Norman** with a birdie on the third playoff hole.
1990 **Tony Sills** def. **Gil Morgan** with a par on the first playoff hole.
1993 **Jim McGovern** def. **John Huston** with a birdie on the second playoff hole.
1995 **Payne Stewart** def. **Scott Hoch** with a par on the first playoff hole.
1996 **Mark Brooks** def. **Jeff Maggert** with a birdie on the first playoff hole.
1997 **Phil Blackmar** def. **Kevin Sutherland** with a birdie on the first playoff hole.
2000 **Robert Allenby** def. **Craig Stadler** with a par on the fourth playoff hole.
2005 **Vijay Singh** def. **John Daly** with a par on the first playoff hole.
2009 **Paul Casey** def. **J.B. Holmes** with a bogey on the first playoff hole.
2010 **Anthony Kim** def. **Vaughn Taylor** with a par on the first playoff hole.
2014 **Matt Jones** def. **Matt Kuchar** with a birdie on the first playoff hole.
2015 **J.B. Holmes** def. **Johnson Wagner** and **Jordan Spieth** on the second playoff hole.

John Deere Classic

1981 **Dave Barr** def. **Woody Blackburn**, **Frank Conner**, **Dan Haldorson** and **Victor Regalado** with a par on the eighth playoff hole.
1983 **Danny Edwards** def. **Morris Hatalsky** with a birdie on the first playoff hole.

1990 **Joey Sindelar** def. **Willie Wood** with a par on the first playoff hole.
1999 **J.L. Lewis** def. **Mike Brisky** with a birdie on the fifth playoff hole.
2000 **Michael Clark II** def. **Kirk Triplett** with a birdie on the fourth playoff hole.
2004 **Mark Hensby** def. **John E. Morgan** with a par on the second playoff hole.
2008 **Kenny Perry** def. **Brad Adamonis** and **Jay Williamson** with a par on the first playoff hole.
2012 **Zach Johnson** def. **Troy Matteson** with a birdie on the second playoff hole.
2013 **Jordan Spieth** def. **Zach Johnson** and **David Hearn** with a par on the fifth playoff hole.
2015 **Jordan Spieth** def. **Tom Gillis** with a par on second playoff hole.

Masters Tournament

1935 **Gene Sarazen** (144) def. **Craig Wood** (149) by five strokes in a 36-hole playoff.
1942 **Byron Nelson** (69) def. **Ben Hogan** (70) by one stroke in an 18-hole playoff.
1954 **Sam Snead** (70) def. **Ben Hogan** (71) by one stroke in an 18-hole playoff.
1962 **Arnold Palmer** (68) def. **Gary Player** (71) by three strokes and **Dow Finsterwald** (77) by nine strokes in an 18-hole playoff.
1966 **Jack Nicklaus** (70) def. **Tommy Jacobs** (72) by two strokes and **Gay Brewer** (78) by eight strokes in an 18-hole playoff.
1970 **Billy Casper** (69) def. **Gene Littler** (74) by five strokes in an 18-hole playoff.
1979 **Fuzzy Zoeller** def. **Ed Sneed** and **Tom Watson** with a birdie on the second playoff hole.
1982 **Craig Stadler** def. **Dan Pohl** with a par on the first playoff hole.
1987 **Larry Mize** def. **Seve Ballesteros** and **Greg Norman** with a birdie on the second playoff hole.
1989 **Nick Faldo** def. **Scott Hoch** with a birdie on the second playoff hole.
1990 **Nick Faldo** def. **Raymond Floyd** with a par on the second playoff hole.
2003 **Mike Weir** def. **Len Mattiace** with a bogey on the first playoff hole.
2005 **Tiger Woods** def. **Chris DiMarco** with a birdie on the first playoff hole.
2009 **Angel Cabrera** def. **Kenny Perry** and **Chad Campbell** with a par on the second playoff hole.
2012 **Bubba Watson** def. **Louis Oosthuizen** with a par on the second playoff hole.
2013 **Adam Scott** def. **Angel Cabrera** with a birdie on the second playoff hole.
2017 **Sergio Garcia** def. **Justin Rose** with a birdie on the first playoff hole.

OHL Classic at Mayakoba

2007 **Fred Funk** def. **Jose Coceres** with a birdie on the second playoff hole.
2011 **Johnson Wagner** def. **Spencer Levin** with a par on the first playoff hole.
2012 **John Huh** def. **Robert Allenby** with a par on the eighth playoff hole.
2015 **Graeme McDowell** def. **Russell Knox** and **Jason Bohn** with a birdie on the first playoff hole.

PGA Championship

(Medal play only)
1961 **Jerry Barber** def. **Don January** 67-68 in an 18-hole playoff.
1967 **Don January** def. **Don Massengale** 69-71 in an 18-hole playoff.
1977 **Lanny Wadkins** def. **Gene Littler** with a par on the third playoff hole.
1978 **John Mahaffey** def. **Jerry Pate**, **Tom Watson** with a birdie on the second playoff hole.
1979 **David Graham** def. **Ben Crenshaw** with a birdie on the third playoff hole.
1987 **Larry Nelson** def. **Lanny Wadkins** with a par on the first playoff hole.
1993 **Paul Azinger** def. **Greg Norman** with a par on the second playoff hole.
1995 **Steve Elkington** def. **Colin Montgomerie** with a birdie on the first playoff hole.
1996 **Mark Brooks** def. **Kenny Perry** with a birdie on the first playoff hole.
2000 **Tiger Woods** def. **Bob May** 12-13 in a three-hole playoff.
2004 **Vijay Singh** def. **Chris DiMarco** and **Justin Leonard** 11-12-12 in a three-hole playoff.
2010 **Martin Kaymer** def. **Bubba Watson** 11-12 in a three-hole playoff.
2011 **Keegan Bradley** def. **Jason Dufner** 10-11 in a three-hole playoff.

Puerto Rico Open

2011 **Michael Bradley** def. **Troy Matteson** with a par on the first playoff hole.
2015 **Alex Cejka** def. **Sam Saunders**, **Emiliano Grillo**, **Tim Petrovic** and **Jon Curran** on the first playoff hole.
2016 **Tony Finau** def. **Steve Marino** with a birdie on the third playoff hole.

RBC Canadian Open

1920 **J. Douglas Edgar** def. **Tommy Armour**, **Charles R. Murray** in an 18-hole playoff.
1930 **Tommy Armour** shot 138 to defeat **Leo Diegel** in a 36-hole playoff.
1931 **Walter Hagen** def. **Percy Alliss** 141-142 in a 36-hole playoff.
1938 **Sam Snead** def. **Harry Cooper** 101-106 in a 27-hole playoff.
1940 **Sam Snead** def. **Harold McSpaden** 71-72 in an 18-hole playoff.
1946 **George Fazio** def. **Dick Metz** 70-71 in an 18-hole playoff.
1956 **Doug Sanders** def. **Dow Finsterwald** in a one-hole playoff.
1967 **Billy Casper** def. **Art Wall Jr.**, 65-69 in an 18-hole playoff
1969 **Tommy Aaron** def. **Sam Snead** 70-72 in an 18-hole playoff.
1971 **Lee Trevino** def. **Art. Wall Jr.**, with a birdie on the first playoff hole
1975 **Tom Weiskopf** def. **Jack Nicklaus** with a birdie on the first playoff hole.
1983 **John Cook** def. **Johnny Miller** with a birdie on the sixth playoff hole.
1992 **Greg Norman** def. **Bruce Lietzke** with a birdie on the second playoff hole.
1995 **Mark O'Meara** def. **Bob Lohr** with a par on the first playoff hole.
1998 **Billy Andrade** def. **Bob Friend** with a birdie on the first playoff hole.
2002 **John Rollins** def. **Neal Lancaster** and **Justin Leonard** with a birdie on the first playoff hole.
2003 **Bob Tway** def. **Brad Faxon** with a bogey on the third playoff hole.
2004 **Vijay Singh** def. **Mike Weir** with a par on the third playoff hole.
2009 **Nathan Green** def. **Retief Goosen** with a par on the second playoff hole.
2011 **Sean O'Hair** def. **Kris Blanks** with a par on the first playoff hole.
2017 **Jhonattan Vegas** def. **Charley Hoffman** with a birdie on the first playoff hole.

RBC Heritage

1980 **Doug Tewell** def. **Jerry Pate** with a par on the first playoff hole.
1982 **Tom Watson** def. **Frank Conner** with a par on the third playoff hole.
1985 **Bernhard Langer** def. **Bobby Wadkins** with a par on the first playoff hole.
1990 **Payne Stewart** def. **Steve Jones** and **Larry Mize** with a birdie on the second playoff hole.
1995 **Bob Tway** def. **David Frost** and **Nolan Henke** with a par on the second playoff hole.
1999 **Glen Day** def. **Jeff Sluman** and **Payne Stewart** with a birdie on the first playoff hole.
2001 **Jose Coceres** def. **Billy Mayfair** with a par on the fifth playoff hole.
2003 **Davis Love III** def. **Woody Austin** with a birdie on the fourth playoff hole.
2004 **Stewart Cink** def. **Ted Purdy** with a birdie on the fifth playoff hole.
2010 **Jim Furyk** def. **Brian Davis** with a par on the first playoff hole.
2011 **Brandt Snedeker** def. **Luke Donald** with a par on the third playoff hole.
2013 **Graeme McDowell** def. **Webb Simpson** with a par on the first playoff hole.
2015 **Jim Furyk** def. **Kevin Kisner** with a birdie on the second playoff hole.

Safeway Open

2008 **Cameron Beckman** def. **Kevin Sutherland** with a par-4 on the second extra hole.
2009 **Troy Matteson** def. **Jamie Lovemark** and **Rickie Fowler** with a birdie on the second playoff hole.
2011 **Bryce Molder** def. **Briny Baird** with a birdie on the sixth playoff hole.
2016 **Emiliano Grillo** def. **Kevin Na** with a birdie on the second playoff hole.

Sanderson Farms Championship

1994 **Brian Henninger** def. **Mike Sullivan** with a birdie on the first playoff hole.
2000 **Steve Lowery** def. **Skip Kendall** with a birdie on the first playoff hole.
2006 **D.J. Trahan** def. **Joe Durant** with a birdie on the third playoff hole.
2008 **Will MacKenzie** def. **Marc Turnesa** and **Brian Gay** with a birdie on the second playoff hole.
2013 **Woody Austin** def. **Daniel Summerhays** and **Cameron Beckman** with a birdie on the first playoff hole.

Sentry Tournament of Champions

1966 **Arnold Palmer** (63) def. **Gay Brewer** (79) by 16 strokes in an 18-hole playoff.
1972 **Bobby Mitchell** def. **Jack Nicklaus** with a birdie on the first playoff hole.
1975 **Al Geiberger** def. **Gary Player** with a birdie on the first playoff hole.
1977 **Jack Nicklaus** def. **Bruce Lietzke** with a birdie on the third playoff hole.
1992 **Steve Elkington** def. **Brad Faxon** with a birdie on the first playoff hole.

1994 **Phil Mickelson** def. **Fred Couples** with a par on the second playoff hole.
1995 **Steve Elkington** def. **Bruce Lietzke** with a birdie on the second playoff hole.
1997 **Tiger Woods** def. **Tom Lehman** with a birdie on the first playoff hole.
2000 **Tiger Woods** def. **Ernie Els** with a birdie on the second playoff hole.
2002 **Sergio Garcia** def. **David Toms** with a birdie on the first playoff hole.
2006 **Stuart Appleby** def. **Vijay Singh** with a birdie on the first playoff hole.
2008 **Daniel Chopra** def. **Steve Stricker** with a birdie on the fourth playoff hole.
2011 **Jonathan Byrd** def. **Robert Garrigus** with a par on the second playoff hole.
2015 **Patrick Reed** def. **Jimmy Walker** with a birdie on the first extra hole.

Shriners Hospitals for Children Open

1989 **Scott Hoch** def. **Robert Wrenn** with a birdie on the fifth playoff hole.
1990 **Bob Tway** def. **John Cook** with a par on the first playoff hole.
1991 **Andrew Magee** def. **D.A. Weibring** with a par on the second playoff hole.
1996 **Tiger Woods** def. **Davis Love III** with a par on the first playoff hole.
2003 **Stuart Appleby** def. **Scott McCarron** with a birdie on the first playoff hole.
2005 **Wes Short, Jr.** def. **Jim Furyk** with a par on the second playoff hole.
2009 **Martin Laird** def. **George McNeill** and **Chad Campbell** with a birdie on the third playoff hole.
2010 **Jonathan Byrd** def. **Martin Laird** and **Cameron Percy** with an eagle on the fourth playoff hole.

Sony Open in Hawaii

1965 **Gay Brewer** def. **Bob Goalby** with a par on the first playoff hole.
1967 **Dudley Wysong** def. **Billy Casper** with a par on the first playoff hole.
1972 **Grier Jones** def. **Bob Murphy** with a par on the first playoff hole.
1978 **Hubert Green** def. **Bill Kratzert** with a par on the second playoff hole.
1984 **Jack Renner** def. **Wayne Levi** with a par on the second playoff hole.
1987 **Corey Pavin** def. **Craig Stadler** with a birdie on the second playoff hole.
1996 **Jim Furyk** def. **Brad Faxon** with a birdie on the third playoff hole.
1997 **Paul Stankowski** def. **Jim Furyk** and **Mike Reid** with a birdie on the fourth playoff hole.
2003 **Ernie Els** def. **Aaron Baddeley** with a birdie on the second playoff hole.
2004 **Ernie Els** def. **Harrison Frazar** with a birdie on the third playoff hole.
2016 **Fabian Gomez** def. **Brandt Snedeker** with a birdie on the second playoff hole.

The Greenbrier Classic

2011 **Scott Stallings** def. **Bill Haas** and **Bob Estes** with a birdie on the first playoff hole.
2012 **Ted Potter Jr.** def. **Troy Kelly** with a birdie on the third playoff hole.
2015 **Danny Lee** def. **David Hearn, Robert Streb** and **Kevin Kisner** with a par on the second extra hole.

The Honda Classic

1984 **Bruce Lietzke** def. **Andy Bean** with a par on the first playoff hole.
1985 **Curtis Strange** def. **Peter Jacobsen** with a par on the first playoff hole.
1992 **Corey Pavin** def. **Fred Couples** with a birdie on the second playoff hole.
1993 **Fred Couples** def. **Robert Gamez** with a birdie on the second playoff hole.
2005 **Padraig Harrington** def. **Vijay Singh** and **Joe Ogilvie** with a par on the second playoff hole.
2007 **Mark Wilson** def. **Jose Coceres**, **Boo Weekley** and **Camilo Villegas** with a birdie on the third playoff hole.
2014 **Russell Henley** def. **Rory McIlroy**, **Russell Knox** and **Ryan Palmer** with a birdie on the first playoff hole.
2015 **Padraig Harrington** def. **Daniel Berger** with a par on the second playoff hole.

the Memorial Tournament

1976 **Roger Maltbie** def. **Hale Irwin** with a birdie on the fourth playoff hole.
1984 **Jack Nicklaus** def. **Andy Bean** with a par on the third playoff hole.
1991 **Kenny Perry** def. **Hale Irwin** with a birdie on the first playoff hole.
1992 **David Edwards** def. **Rick Fehr** with a par on the second playoff hole.
2014 **Hideki Matsuyama** def. **Kevin Na** with a par on the first playoff hole.
2015 **David Lingmerth** def. **Justin Rose** with a par on the third playoff hole.
2016 **William McGirt** def. **Jon Curran** with a par on the second playoff hole.

The National

2014 **Justin Rose** def. **Shawn Stefani** with a par-4 on the first playoff hole.
2017 **Kyle Stanley** def. **Charles Howell III** with a par on the first playoff hole.

THE NORTHERN TRUST

1973 **Bobby Nichols** def. **Bob Murphy** with a birdie on the first playoff hole.
1975 **Gene Littler** def. **Julius Boros** with a par on the first playoff hole.
1985 **Roger Maltbie** def. **George Burns** and **Ray Floyd** with a birdie on the first playoff hole.
1987 **J.C. Snead** def. **Seve Ballesteros** with a par on the first playoff hole.
1988 **Seve Ballesteros** def. **David Frost** and **Ken Green** with a birdie on the first playoff hole.
1989 **Wayne Grady** def. **Ronnie Black** with a birdie on the first playoff hole.
1993 **Vijay Singh** def. **Mark Wiebe** with a birdie on the third playoff hole.
1995 **Vijay Singh** def. **Doug Martin** with a birdie on the fifth playoff hole.
1998 **J.P. Hayes** def**. Jim Furyk** with a birdie on the first playoff hole.
1999 **Duffy Waldorf** def. **Dennis Paulson** with a birdie on the first playoff hole.
2000 **Dennis Paulson** def. **David Duval** with a par on the fourth playoff hole.
2003 **Jonathan Kaye** def. **John Rollins** with an eagle on the first playoff hole.
2004 **Sergio Garcia** def. **Rory Sabbatini** and **Padraig Harrington** with a birdie on the third playoff hole.
2008 **Vijay Singh** def. **Sergio Garcia** and **Kevin Sutherland** with a birdie on the second playoff hole.
2010 **Matt Kuchar** def. **Martin Laird** with a birdie on the first playoff hole.
2017 **Dustin Johnson** def. **Jordan Spieth** with a birdie on the first playoff hole.

The Open Championship

1883 **Willie Fernie** def. **Robert Ferguson** in a 36-hole playoff.
1889 **Willie Park Jr.** def. **Andrew Kirkaldy** in a 36-hole playoff.
1896 **Harry Vardon** def. **John H. Taylor** in a 36-hole playoff.
1911 **Harry Vardon** def. **Arnaud Massy** in a 36-hole playoff; Massy conceded on the 35th hole.
1921 **Jock Hutchison** def. **Roger Wethered** in a 36-hole playoff.
1933 **Denny Shute** def. **Craig Wood** in a 36-hole playoff.
1949 **Bobby Locke** def. **Harry Bradshaw** 135-147 in a 36-hole playoff.
1958 **Peter Thomson** def. **Dave Thomas** by four strokes in a 36-hole playoff.
1963 **Bob Charles** def. **Phil Rodgers** 130-148 in a 36-hole playoff.
1970 **Jack Nicklaus** def. **Doug Sanders** 72-73 in an 18-hole playoff.
1975 **Tom Watson** def. **Jack Newton** by one stroke in an 18-hole playoff.
1989 **Mark Calcavecchia** def. **Wayne Grady** and **Greg Norman** in a four-hole playoff.
1995 **John Daly** def. **Costantino Rocca** 15-19 in a four-hole playoff.
1998 **Mark O'Meara** def. **Brian Watts** 17-19 in a four-hole playoff.
1999 **Paul Lawrie** def. **Justin Leonard** and **Jean Van de Velde** 15-18-18 in a four-hole playoff.
2002 **Ernie Els** def. **Thomas Levet** on the first sudden-death hole after a four-hole playoff with Levet, **Stuart Appleby** and **Steve Elkington**.
2004 **Todd Hamilton** def. **Ernie Els** 15-16 in a four-hole playoff.
2007 **Padraig Harrington** def. **Sergio Garcia** 15-16 in a four-hole aggregate playoff.
2009 **Stewart Cink** def. **Tom Watson** 14-20 in a four-hole aggregate playoff.
2015 **Zach Johnson** (15) def. **Louis Oosthuizen** (16) and **Marc Leishman** (18) in a four-hole playoff.

THE PLAYERS Championship

1981 **Raymond Floyd** def. **Barry Jaeckel** and **Curtis Strange** with a par on the second playoff hole.
1987 **Sandy Lyle** def. **Jeff Sluman** with a par on the third playoff hole.
2008 **Sergio Garcia** def. **Paul Goydos** with a par on the first playoff hole.
2011 **K.J. Choi** def. **David Toms** with a par on the first playoff hole.
2015 **Rickie Fowler** (11) and **Kevin Kisner** (11) def. **Sergio Garcia** (12) in a three-hole aggregate playoff. Fowler def. Kisner on the first sudden-death hole.

The RSM Classic

2011 **Ben Crane** def. **Webb Simpson** with a par on the second playoff hole.
2014 **Robert Streb** def. **Brendon de Jonge** and **Will MacKenzie** with a birdie on the second playoff hole.
2016 **Mac Hughes** def. **Henrik Norlander, Blayne Barber** and **Camilo Villegas** with a par on the third playoff hole. **Billy Horschel** was eliminated with a bogey on the first playoff hole.

TOUR Championship

1988 **Curtis Strange** def. **Tom Kite** with a birdie on the second playoff hole.
1989 **Tom Kite** def. **Payne Stewart** with a par on the second playoff hole.
1990 **Jodie Mudd** def. **Billy Mayfair** with a birdie on the first playoff hole.
1991 **Craig Stadler** def. **Russ Cochran** with a birdie on the second playoff hole.
1994 **Mark McCumber** def. **Fuzzy Zoeller** with a birdie on the first playoff hole.
1998 **Hal Sutton** def. **Vijay Singh** with a birdie on the first playoff hole.
2001 **Mike Weir** def. **Ernie Els**, **Sergio Garcia** and **David Toms** with a birdie on the first playoff hole.
2008 **Camilo Villegas** def. **Sergio Garcia** with a par on the first playoff hole.
2011 **Bill Haas** def. **Hunter Mahan** with a par on the third playoff hole.
2016 **Rory McIlroy** def. **Ryan Moore** and **Kevin Chappell** with a birdie on the fourth playoff hole.

Travelers Championship

1954 **Tommy Bolt** def. **Earl Stewart** when Stewart conceded on the first playoff hole.
1956 **Arnold Palmer** def. **Ted Kroll** with a birdie on the second playoff hole.
1960 **Arnold Palmer** def. **Bill Collins** and **Jack Fleck** with a birdie on the third playoff hole.
1961 **Billy Maxwell** def. **Ted Kroll** with a birdie on the seventh playoff hole.
1962 **Bob Goalby** def. **Art Wall** with a birdie on the seventh playoff hole.
1965 **Billy Casper** def. **Johnny Pott** with a birdie on the first playoff hole.
1969 **Bob Lunn** def. **Dave Hill** with a birdie on the fourth playoff hole.
1971 **George Archer** def. **Lee Elder**, **Lou Graham** and **J.C. Snead** with a birdie on the first playoff hole.
1972 **Lee Trevino** def. **Lee Elder** with a birdie on the first playoff hole.
1975 **Don Bies** def. **Hubert Green** with a birdie on the second playoff hole.
1980 **Howard Twitty** def. **Jim Simons** with a birdie on the sixth playoff hole.
1985 **Phil Blackmar** def. **Jodie Mudd** and **Dan Pohl** with a birdie on the first playoff hole.
1986 **Mac O'Grady** def. **Roger Maltbie** with a par on the first playoff hole.
1988 **Mark Brooks** def. **Dave Barr** and **Joey Sindelar** with a birdie on the second playoff hole.
1991 **Billy Ray Brown** def. **Rick Fehr** and **Corey Pavin** with a birdie on the first playoff hole.
1998 **Olin Browne** def. **Stewart Cink** and **Larry Mize** with a birdie on the first playoff hole.
2004 **Woody Austin** def. **Tim Herron** with a birdie on the first playoff hole.
2005 **Brad Faxon** def. **Tjaart van der Walt** with a birdie on the first playoff hole.
2007 **Hunter Mahan** def. **Jay Williamson** with a birdie on the first playoff hole.
2010 **Bubba Watson** def. **Scott Verplank** and **Corey Pavin** with a par on the second playoff hole.
2013 **Ken Duke** def. **Chris Stroud** with a birdie on the second playoff hole.
2015 **Bubba Watson** def. **Paul Casey** with a birdie on the second playoff hole.
2017 **Jordan Spieth** def. **Daniel Berger** with a birdie on the first playoff hole.

U.S. Open

1901 **Willie Anderson** (85) def. **Alex Smith** (86) by one stroke in an 18-hole playoff.
1903 **Willie Anderson** (82) def. **David Brown** (84) by two strokes in an 18-hole playoff.
1908 **Fred McLeod** (77) def. **Willie Smith** (83) by six strokes in an 18-hole playoff.
1910 **Alex Smith** (71) def. **John McDermott** (75) by four strokes and **Macdonald Smith** (77) by six strokes in an 18-hole playoff.
1913 **Francis Ouimet** (72) def. **Harry Vardon** (77) by five strokes and **Edward Ray** (78) by six strokes in an 18-hole playoff.
1919 **Walter Hagen** (77) def. **Mike Brady** (78) by one stroke in an 18-hole playoff.
1923 **Robert T. Jones** (76) def. **Bobby Cruickshank** (78) by two strokes in an 18- hole playoff.
1925 **Willie McFarlane** (147) def. **Robert T. Jones** (148) by one stroke in a 36-hole playoff.
1927 **Tommy Armour** (76) def. **Harry Cooper** (79) by three strokes in an 18-hole playoff.
1928 **Johnny Farrell** (143) def. **Robert T. Jones** (144) by one stroke in a 36-hole playoff.
1929 **Robert T. Jones** (141) def. **Al Espinosa** (164) by 23 strokes in a 36-hole playoff.
1931 **Billy Burke** (297) def. **George Von Elm** (298) by one stroke in a 72-hole playoff.
1939 **Byron Nelson** (138) def. **Craig Wood** (141) by three strokes in a 36-hole playoff. **Denny Shute** (76) was eliminated after the first 18 holes.
1940 **Lawson Little** (70) def. **Gene Sarazen** (73) by three strokes in an 18-hole playoff.
1946 **Lloyd Mangrum (**144) def. **Vic Ghezzi** (145) and **Byron Nelson** (145) by one stroke in a 36-hole playoff.
1947 **Lew Worsham** (69) def. **Sam Snead** (70) by one stroke in an 18-hole playoff.
1950 **Ben Hogan** (69) def. **Lloyd Mangrum** (73) by four strokes and **George Fazio** (75) by six strokes in an 18-hole playoff.
1955 **Jack Fleck** (69) def. **Ben Hogan** (72) by three strokes in an 18-hole playoff.
1957 **Dick Mayer** (72) def. **Cary Middlecoff** (79) by seven strokes in an 18-hole playoff.
1962 **Jack Nicklaus** (71) def. **Arnold Palmer** (74) by three strokes in an 18-hole playoff.
1963 **Julius Boros** (70) def. **Jacky Cupit** (73) by three strokes and **Arnold Palmer** (76) by six strokes in an 18-hole playoff.
1965 **Gary Player** (71) def. **Kel Nagle** (74) by three strokes in an 18-hole playoff.
1966 **Billy Casper** (69) def. **Arnold Palmer** (73) by four strokes in an 18-hole playoff.
1971 **Lee Trevino** (68) def. **Jack Nicklaus** (71) by three strokes in an 18-hole playoff.
1975 **Lou Graham** (71) def. **John Mahaffey** (73) by two strokes in an 18-hole playoff.
1984 **Fuzzy Zoeller** (67) def. **Greg Norman** (75) by eight strokes in an 18-hole playoff.
1988 **Curtis Strange** (71) def. **Nick Faldo** (75) by four strokes in an 18-hole playoff.
1990 **Hale Irwin** (77) def. **Mike Donald** (78) by one stroke in 19-hole playoff.
1991 **Payne Stewart** (75) def. **Scott Simpson** (77) by two strokes in an 18-hole playoff.
1994 **Ernie Els** (82) def. **Loren Roberts** (83) by one stroke in a 20-hole playoff. **Colin Montgomerie** (78) was eliminated after the first 18 holes.
2001 **Retief Goosen** (70) def. **Mark Brooks** (72) by two strokes in an 18-hole playoff.
2008 **Tiger Woods** (71) tied. **Rocco Mediate** (71) in an 18-hole playoff. Woods def. Mediate with with a par on the first sudden-death hole.

Valero Texas Open

1923 **Walter Hagen** (71) def. **Bill Mehlhorn** (74) by three strokes in an 18-hole playoff.
1940 **Byron Nelson** (70) def. **Ben Hogan** (71) by one stroke in an 18-hole playoff.
1942 **Chick Harbert** (69) def. **Ben Hogan** (72) by three strokes in an 18-hole playoff.
1951 **Dutch Harrison** def. **Doug Ford** with a birdie on the first playoff hole.
1969 **Deane Beman** def. **Jack McGowan** with a birdie on the first playoff hole.
1975 **Don January** def. **Larry Hinson** with a birdie on the second playoff hole.
1976 **Butch Baird** def. **Miller Barber** with a birdie on the first playoff hole.
1981 **Bill Rogers** def. **Ben Crenshaw** with a birdie on the first playoff hole.
1985 **John Mahaffey** def. **Jodie Mudd** with a par on the second playoff hole.
1991 **Blaine McCallister** def. **Gary Hallberg** with a birdie on the second playoff hole.
1992 **Nick Price** def. **Steve Elkington** with a par on the second playoff hole.
1993 **Jay Haas** def. **Bob Lohr** with a birdie on the second playoff hole.
1999 **Duffy Waldorf** def. **Ted Tryba** with a birdie on the first playoff hole.
2007 **Justin Leonard** def. **Jesper Parnevik** with a birdie on the third playoff hole.
2009 **Zach Johnson** def. **James Driscoll** with a birdie on the first playoff hole.

Valspar Championship

2012 **Luke Donald** def. **Sangmoon Bae**, **Jim Furyk** and **Robert Garrigus** with a birdie on the first playoff hole.
2015 **Jordan Spieth** def. **Patrick Reed** and **Sean O'Hair** with a birdie on the third playoff hole.
2016 **Charl Schwartzel** def. **Bill Haas** with a par on the first playoff hole.

Waste Management Phoenix Open

1944 **Harold McSpaden** (70) def. **Byron Nelson** (72) by two strokes in an 18-hole playoff.
1946 **Ben Hogan** (68) def. **Herman Keiser** (70) by two strokes in an 18-hole playoff.
1949 **Jimmy Demaret** (67) def. **Ben Hogan** (70) by three strokes in an 18-hole playoff.
1954 **Ed Furgol** (71) and **Cary Middlecoff** (71) tied in an 18-hole playoff. Furgol def. Middlecoff with a par on the first sudden-death playoff hole.
1960 **Jack Fleck** (68) def. **Bill Collins** (71) by three strokes in an 18-hole playoff.
1961 **Arnold Palmer** (67) def. **Doug Sanders** (70) by three strokes in an 18-hole playoff.
1972 **Homero Blancas** def. **Lanny Wadkins** with a birdie on the first playoff hole.
1977 **Jerry Pate** def. **Dave Stockton** with a par on the first playoff hole.
1983 **Bob Gilder** def. **Rex Caldwell**, **Johnny Miller** and **Mark O'Meara** with a par on the eighth playoff hole.
1988 **Sandy Lyle** def. **Fred Couples** with a bogey on the third playoff hole.
1995 **Vijay Singh** def. **Billy Mayfair** with a par on the first playoff hole.
1996 **Phil Mickelson** def. **Justin Leonard** with a birdie on the third playoff hole.
2008 **J.B. Holmes** def. **Phil Mickelson** with a birdie on the first playoff hole.
2009 **Kenny Perry** def. **Charley Hoffman** with a birdie on the third playoff hole.
2011 **Mark Wilson** def. **Jason Dufner** with a birdie on the second playoff hole.
2016 **Hideki Matsuyama** def. **Rickie Fowler** with a par on the fourth playoff hole.
2017 **Hideki Matsuyama** def. **Webb Simpson** with a birdie on the fourth playoff hole.

Wells Fargo Championship

2004 **Joey Sindelar** def. **Arron Oberholser** with a par on the second playoff hole.
2005 **Vijay Singh** def. **Jim Furyk** and **Sergio Garcia** with a par on the fourth playoff hole.
2006 **Jim Furyk** def. **Trevor Immelman** with a par on the first playoff hole.
2011 **Lucas Glover** def. **Jonathan Byrd** with a par-4 on the first playoff hole.
2012 **Rickie Fowler** def. **Rory McIlroy** and **D.A. Points** with a birdie on the first playoff hole.
2013 **Derek Ernst** def. **David Lynn** with a par on the first playoff hole.
2016 **James Hahn** def. **Roberto Castro** with a par on the first playoff hole.

World Golf Championships-Bridgestone Invitational

1978 **Gil Morgan** def. **Hubert Green** with a par on the first playoff hole.
1982 **Craig Stadler** def. **Raymond Floyd** with a par on the fourth playoff hole.
1988 **Mike Reid** def. **Tom Watson** with a par on the first playoff hole.
1989 **David Frost** def. **Ben Crenshaw** with a par on the second playoff hole.
1991 **Tom Purtzer** def. **Jim Gallagher, Jr.**, and **Davis Love III** with a par on the second playoff hole.
1995 **Greg Norman** def. **Billy Mayfair** and **Nick Price** with a birdie on the first playoff hole.
2001 **Tiger Woods** def. **Jim Furyk** with a birdie on the seventh playoff hole.
2006 **Tiger Woods** def. **Stewart Cink** with a birdie on the fourth playoff hole.

World Golf Championships-HSBC Champions

2014 **Bubba Watson** def. **Tim Clark** with a birdie on the first playoff hole.

World Golf Championships-Mexico Championship

1999 **Tiger Woods** def. **Miguel Angel Jimenez** with a birdie on the first playoff hole.
2005 **Tiger Woods** def. **John Daly** with a par on the second playoff hole.

Wyndham Championship

1949 **Sam Snead** (69) def. **Lloyd Mangrum** (71) by two strokes in an 18-hole playoff.
1953 **Earl Stewart** (68) and **Sam Snead** (68) def. **Doug Ford** (70) by two strokes and **Art Wall** (72) by four strokes in an 18-hole playoff. Stewart def. Snead with a par on the first sudden-death hole.
1954 **Doug Ford** (72) def**. Marty Furgol** (75) by three strokes in an 18-hole playoff.
1956 **Sam Snead** def. **Fred Wampler** with a birdie on the second playoff hole.
1964 **Julius Boros** def. **Doug Sanders** with a par on the first playoff hole.
1966 **Doug Sanders** def. **Tom Weiskopf** with a par on the second playoff hole.
1969 **Gene Littler** def. **Julius Boros**, **Orville Moody** and **Tom Weiskopf** with a birdie on the fifth playoff hole.
1971 **Bud Allin** def. **Dave Eichelberger** and **Rod Funseth** with a birdie on the first playoff hole.
1972 **George Archer** def. **Tommy Aaron** with a par on the second playoff hole.
1981 **Larry Nelson** def. **Mark Hayes** with a birdie on the second playoff hole.
1988 **Sandy Lyle** def. **Ken Green** with a birdie on the first playoff hole.
1991 **Mark Brooks** def. **Gene Sauers** with a par on the third playoff hole.
1993 **Rocco Mediate** def. **Steve Elkington** with a birdie on the fourth playoff hole.
1997 **Frank Nobilo** def. **Brad Faxon** with a par on the first playoff hole.
1998 **Trevor Dodds** def. **Scott Verplank** with a par on the first playoff hole.
2009 **Ryan Moore** def. **Kevin Stadler** and **Jason Bohn** with a birdie on the third playoff hole.
2013 **Patrick Reed** def. **Jordan Spieth** with a birdie on the second playoff hole.

Zurich Classic of New Orleans

1945 **Byron Nelson** def. **Harold McSpaden** with a birdie on the first playoff hole.
1958 **Billy Casper** def. **Ken Venturi** with an eagle on the third playoff hole.
1969 **Larry Hinson** def. **Frank Beard** with a par on the third playoff hole.
1970 **Miller Barber** def. **Bob Charles**, **Hubert Green** and **Howie Johnson** with a birdie on the first playoff hole.
1973 **Jack Nicklaus** def. **Miller Barber** with a birdie on the second playoff hole.
1991 **Ian Woosnam** def. **Jim Hallet** with a par on the second playoff hole.
1995 **Davis Love III** def. **Mike Heinen** with a birdie on the second playoff hole.
2000 **Carlos Franco** def. **Blaine McCallister** with a par on the second playoff hole.
2003 **Steve Flesch** def. **Bob Estes** with a birdie on the first playoff hole.
2005 **Tim Petrovic** def. **James Driscoll** with a par on the first playoff hole.
2011 **Bubba Watson** def. **Webb Simpson** with a birdie on the second playoff hole.
2012 **Jason Dufner** def. **Ernie Els** with a birdie on the second playoff hole.
2016 **Brian Stuard** def. **Jamie Lovemark** and **Byeong-Hun An** with a birdie on the second playoff hole.
2017 **Jonas Blixt/Cameron Smith** def. **Kevin Kisner/Scott Brown** with a birdie on the fourth playoff hole.

Low 9

2016-17	28 (7-under)	**Chez Reavie**, Sony Open in Hawaii
	28 (7-under)	**Webb Simpson**, Wyndham Championship
2015-16	27 (8-under)	**Jim Furyk**, Travelers Championship
2014-15	27 (9-under)	**Ryan Palmer,** Humana Challenge
2013-14	27 (8-under)	**Paul Casey**, HP Byron Nelson Championship
	27 (8-under)	**Sergio Garcia**, World Golf Championships-Bridgestone Invitational
2013	28 (8-under)	**Jim Furyk**, GC, BMW Championship
	28 (7-under)	**Charley Hoffman**, Travelers Championship
	28 (7-under)	**Phil Mickelson**, Deutsche Bank Championship
2012	28 (8-under)	**Ken Duke**, AT&T Pebble Beach National Pro-Am
	28 (7-under)	**Toshinori Muto**, Sony Open in Hawaii; **Jason Day**, Justin Timberlake Shriners Hospitals for Children Open
	28 (6-under)	**Charlie Wi**, AT&T Pebble Beach National Pro-Am
2011	27 (8-under)	**Nick Watney**, AT&T National
	28 (8-under)	**Nick Watney**, Farmers Insurance Open
	28 (8-under)	**Scott Piercy**, Reno-Tahoe Open
	28 (7-under)	**Chris Stroud**, Mayakoba Golf Classic
	28 (7-under)	**George McNeill**, Frys.com Open
2010	28 (8-under)	**Paul Goydos**, John Deere Classic
	28 (7-under)	**Ryan Palmer**, The Barclays **Luke Donald**,The Barclays; **Nick Watney**, TOUR Championship
	28 (6-under)	**Brent Delahoussaye**, RBC Canadian Open; **Matt Kuchar**, The Greenbrier Classic; **D.A. Points**, The Greenbrier Classic; **Stuart Appleby**, The Greenbrier Classic
2009	27 (9-under)	**Chris Riley**, Legends Reno-Tahoe Open
2008	28 (7-under)	**Briny Baird**, Wyndham Championship; **Jim Furyk**, BMW Championship; **Steve Elkington**, Valero Texas Open; **Bob Sowards**, Valero Texas Open
2007	29 (7-under)	**Brandt Snedeker**, Buick Invitational
	28 (8-under)	**John Daly**, Frys.com Open; Tiger Woods, TOUR Championship
2006	26 (8-under)	**Corey Pavin**, U.S. Bank Championship
	28 (8-under)	**Joe Ogilvie**, Reno-Tahoe Open
	28 (7-under)	**Zach Johnson**, John Deere Classic; **Kent Jones**, John Deere Classic
2005	28 (7-under)	**John Rollins**, Deutsche Bank Championship
	29 (7-under)	**Tom Lehman**, Buick Invitational**; Jason Allred**, Bob Hope Chrysler Classic; **Brett Wetterich**, Chrysler Classic of Tucson; **Lee Janzen**, The Honda Classic; **Jose Maria Olazabal**, BellSouth Classic; **Vijay Singh**, Buick Open; **Geoff Ogilvy**, Michelin Championship at Las Vegas; **Briny Baird**, Michelin Championship at Las Vegas
2004	27 (9-under)	**Robert Gamez**, Bob Hope Chrysler Classic
	28 (8-under)	**Charles Howell III**, Booz Allen Classic; **Vijay Singh**, Bell Canadian Open
2003	28 (8-under)	**Pat Perez**, Bob Hope Chrysler Classic
	28 (7-under)	**Craig Barlow**, MCI Heritage; **Chris DiMarco**, Phoenix Open
2002	28 (8-under)	**Brent Schwarzrock**, AT&T Pebble Beach National Pro-Am
	28 (7-under)	**Joel Edwards**, FedEx St. Jude Classic; **Charles Howell III**, Nissan Open; **J.P. Hayes**, Greater Milwaukee Open
2001	27 (9-under)	**Billy Mayfair**, Buick Open
2000	29 (8-under)	**Jerry Kelly**, B.C. Open
	29 (7-under)	**Paul Goydos**, Bob Hope Chrysler Classic; **Barry Cheesman**, Bob Hope Chrysler Classic; **Paul Azinger**, AT&T Pebble Beach National Pro-Am; **Edward Fryatt**, Doral-Ryder Open; **Harrison Frazar**, Compaq Classic of New Orleans; **David Howser**, FedEx St. Jude Classic; **Tom Scherrer**, Michelob Championship at Kingsmill; **Chris DiMarco**, Invensys Classic at Las Vegas; **Paul Stankowski**, Invensys Classic at Las Vegas; **Brian Watts**, Southern Farm Bureau Classic
	29 (6-under)	**Chris Perry**, MCI Classic; **Carl Paulson**, MasterCard Colonial; **Jay Williamson**, Kemper Insurance Open; **Greg Kraft**, Buick Classic; **Brian Henninger**, Canon Greater Hartford Open; **Tim Herron**, Air Canada Championship; **Steve Gotsche**, Bell Canadian Open; **Tom Lehman**, SEI Pennsylvania Classic; **Rocco Mediate**, SEI Pennsylvania Classic; **Paul Goydos**, Westin Texas Open; **Harrison Frazar**, Westin Texas Open
1999	28 (8-under)	**David Duval**, Bob Hope Chrysler Classic
	28 (6-under)	**Paul Goydos**, GTE Byron Nelson Classic
1998	28 (8-under)	**David Duval**, Tucson Chrysler Classic
	28 (7-under)	**Loren Roberts**, Greater Milwaukee Open; **Vijay Singh**, Canon Greater Hartford Open
1997	28 (8-under)	**David Duval**, AT&T Pebble Beach National Pro-Am
1996	28 (8-under)	**Jeff Julian**, Buick Invitational
	28 (6-under)	**Nolan Henke**, Walt Disney World/Oldsmobile Golf Classic; **Gil Morgan**, GTE Byron Nelson Classic
1995	28 (7-under)	**Brad Faxon**, PGA Championship
	29 (7-under)	**Jim Gallagher, Jr.**, Bob Hope Chrysler Classic
	29 (6-under)	**Mark Brooks**, Bob Hope Chrysler Classic; **Kenny Perry**, Bob Hope Chrysler Classic; **Jay Delsing**, FedEx St. Jude Classic; **Dave Stockton, Jr.**, Walt Disney World/Oldsmobile Golf Classic; **Brad Bryant**, Walt Disney World/Oldsmobile Golf Classic
	30 (7-under)	**Mike Brisky**, Canon Greater Hartford Open; **Fuzzy Zoeller**, Canon Greater Hartford Open; **Hal Sutton**, B.C. Open
1994	29 (7-under)	**Davis Love III**, United Airlines Hawaiian Open
	29 (6-under)	**Lennie Clements**, Bob Hope Chrysler Classic; **Ronnie Black**, Buick Invitational; **Larry Nelson**, Doral-Ryder Open; **Dennis Paulson**, Freeport-McMoRan Classic; **Brian Henninger**, New England Classic
	29 (5-under)	**Steve Lamontagne**, The Honda Classic; **Guy Boros**, Southwestern Bell Colonial; **Glen Day**, B.C. Open
1993	28 (7-under)	**Keith Clearwater**, Southwestern Bell Colonial; **Wayne Levi**, Southwestern Bell Colonial
	29 (7-under)	**Fuzzy Zoeller**, Bob Hope Chrysler Classic; **Tom Kite**, Bob Hope Chrysler Classic; **Greg Norman**, Buick Open; **Dan Halldorson**, Greater Milwaukee Open
1992	29 (7-under)	**Gil Morgan**, Bob Hope Chrysler Classic; **Neal Lancaster**, Bob Hope Chrysler Classic; **Greg Norman**, Buick Open; **Mark Calcavecchia**, Masters Tournament; **Jim McGovern**, Federal Express St. Jude Classic; **John Cook**, Las Vegas Invitational
	29 (6-under)	**Dillard Pruitt**, Phoenix Open; **Robin Freeman**, GTE Byron Nelson Golf Classic; **David Frost**, Hardee's Classic; **Donnie Hammond**, H-E-B Texas Open; **David Edwards**, H-E-B Texas Open
1991	28 (7-under)	**Andrew Magee**, Nissan Los Angeles Open
	28 (6-under)	**Emlyn Aubrey**, Chattanooga Classic
1990	28 (7-under)	**Kenny Knox**, Chattanooga Classic
	29 (7-under)	**Tom Kite**, Bob Hope Chrysler Classic
	29 (6-under)	**David Frost**, Northern Telecom Tucson Open; **Mike Hulbert**, Southwestern Bell Colonial; **Kirk Triplett**, Buick Classic; **Howard Twitty**, Southern Open; **David Peoples**, Southern Open; **Steve Jones**, H-E-B Texas Open; **Billy Ray Brown**, H-E-B Texas Open; **John Dowdall**, H-E-B Texas Open
	29 (5-under)	**Chris Perry**, Canon Greater Hartford Open; **Brad Fabel**, Canon Greater Hartford Open
1989	28 (8-under)	**Steve Pate**, Bob Hope Chrysler Classic; **Webb Heintzelman**, Las Vegas Invitational
1988	28 (7-under)	**Mike Sullivan**, Texas Open
	29 (7-under)	**Sandy Lyle**, AT&T Pebble Beach National Pro-Am; **Dave Eichelberger**, Hawaiian Open; **Gil Morgan**, Shearson Lehman Hutton/Andy Williams Open; **Ken Green**, Greater Milwaukee Open; **Mike Donald**, Walt Disney World/Oldsmobile Classic; **Mark Wiebe**, Northern Telecom Tucson Open; **Ken Green**, Northern Telecom Tucson Open
1987	29 (7-under)	**Dewey Arnette**, Buick Open; **Trevor Dodds**, Buick Open
	30 (7-under)	**Joey Sindelar**, B.C. Open
	29 (6-under)	**Payne Stewart**, Phoenix Open; **David Frost**, Shearson Lehman Brothers/Andy Williams San Diego Open; **Wayne Levi**, Canon Sammy Davis, Jr.-Greater Hartford Open; **Curtis Strange**, Anheuser-Busch Classic; **Dave Rummells**, Hardee's Classic; **Dave Stockton**, Hardee's Classic; **Robert Thompson**, Provident Classic
1986	29 (7-under)	**Hubert Green**, Doral-Eastern Open; **Mike Sullivan**, Houston Open; **Charles Bolling**, Panasonic Las Vegas Invitational
	29 (6-under)	**Willie Wood**, Manufacturers Hanover Westchester Classic; **Mike Smith**, Hardee's Classic; **Mike Donald**, Southern Open
1985	29 (7-under)	**Jim Thorpe**, Greater Milwaukee Open
	29 (6-under)	**John Mahaffey**, Bob Hope Desert Classic; **Larry Mize**, Glen Campbell Los Angeles Open; **Tom Watson**, Colonial National Invitation; **Roger Maltbie**, Manufacturers Hanover Westchester Classic; **Brad Fabel**, Lite Quad Cities Open; **Mike Gove**, Texas Open; **Ken Brown**, Pensacola Open

1984	29 (6-under)	**George Burns**, Colonial National Invitation; **Mike McCullough**, Canadian Open; **Mark O'Meara**, Sammy Davis, Jr.-Greater Hartford Open
	30 (6-under)	**Gibby Gilbert**, Bob Hope Desert Classic; **Willie Wood**, Phoenix Open; **Greg Norman**, Bay Hill Classic; **David Graham**, Tournament of Champions; **Payne Stewart**, Memorial Tournament; **Tom Kite**, Manufacturers Hanover Westchester Classic; **Tommy Valentine**, Georgia-Pacific Atlanta Golf Classic; **Mike Donald**, Georgia-Pacific Atlanta Golf Classic; **Gary Player**, PGA Championship; **Rod Nuckolls**, Buick Open; **Steve Brady**, Buick Open; **Denis Watson**, Buick Open; **Lon Hinkle**, Panasonic Las Vegas Invitational; **Scott Simpson**, Panasonic Las Vegas Invitational; **George Archer**, Bank of Boston Classic; **Mark Lye**, Walt Disney World Golf Classic; **Larry Rinker**, Walt Disney World Golf Classic
1983	28 (7-under)	**Jeff Sluman**, Miller High-Life Quad Cities Open
	28 (6-under)	**Mark O'Meara**, B.C. Open
	29 (7-under)	**Hubert Green**, Bob Hope Desert Classic; Craig Stadler, Buick Open
	29 (6-under)	**Jon Chaffee**, Miller High-Life Quad Cities Open; **Rick Pearson**, Miller High-Life Quad Cities Open; **Gibby Gilbert**, PGA Championship; **Lanny Wadkins**, Anheuser-Busch Golf Classic; **George Cadle**, Texaas Open; **Jim Colbert**, Texas Open; **Gary Hallberg**, Pensacola Open
1982	29 (7-under)	**George Burns**, Sammy Davis, Jr.-Greater Hartford Open
	29 (6-under)	**Scott Hoch**, Michelob Houston Open; **Gary Koch**, Miller High-Life Quad Cities Open; **Bob Eastwood**, Miller High-Life Quad Cities Open; **Allen Miller**, Miller High-Life Quad Cities Open; **Fred Couples**, PGA Championship; **Isao Aoki**, Sammy Davis, Jr.-Greater Hartford Open
1981	29 (6-under)	**Mike Holland**, Anheuser-Busch Golf Classic; **Fuzzy Zoeller**, Sammy Davis, Jr.-Greater Hartford Open; **Bob Gilder**, Southern Open
1980	29 (7-under)	**Bob Murphy**, Tallahassee Open; **Curtis Strange**, Michelob Houston Open
	29 (6-under)	**John Fought**, Buick Goodwrench Open; **Gary Koch**, Byron Nelson Golf Classic
1979	29 (7-under)	**Kermit Zarley**, Doral-Eastern Open; **Andy Bean**, Atlanta Classic
	29 (6-under)	**Pat McGowan**, Phoenix Open; **Brad Bryant**, Ed McMahon-Jaycees Quad City Open; **Allen Miller**, Sammy Davis, Jr.-Greater Hartford Open
1978	29 (7-under)	**Gary Koch**, Houston Open
	29 (6-under)	**Rod Funseth**, Sammy Davis, Jr.-Greater Hartford Open; **Ron Streck**, San Antonio Texas Open
	29 (5-under)	**Rod Curl**, B.C. Open
1977	29 (7-under)	**Graham Marsh**, Tournament of Champions; **Bobby Wadkins**, Memorial Tournament; **Al Geiberger**, Danny Thomas Memphis Classic; **Lanny Wadkins**, Greater Milwaukee Open; **Rik Massengale**, Pleasant Valley Classic; **Florentino Molina**, Sammy Davis, Jr.-Greater Hartford Open; **Leonard Thompson**, Hall of Fame Tournament
	29 (6-under)	**Fred Marti**, Pleasant Valley Classic; **Rod Curl**, IVB-Philadelphia Golf Classic; **Bruce Lietzke**, Sammy Davis, Jr.-Greater Hartford Open; **Tom Weiskopf**, World Series of Golf
1976	28 (8-under)	**Jim Colbert**, Bob Hope Desert Classic; **Fuzzy Zoeller**, Ed McMahon-Jaycees Quad City Open
1975	27 (7-under)	**Andy North**, B.C. Open
	28 (7-under)	**Bruce Crampton**, Sahara Invitational
	29 (7-under)	**Hale Irwin**, Phoenix Open; **Tom Weiskopf**, Westchester Classic
	29 (6-under)	**Jim Simons**, Sammy Davis, Jr.-Greater Hartford Open
1974	29 (7-under)	**Tom Kite**, Doral-Eastern; **Dan Sikes**, New Orleans Invitational
	29 (6-under)	**Tom Watson**, Sammy Davis, Jr.-Greater Hartford Open; **Raymond Floyd**, American Classic
1973	28 (7-under)	**Bert Yancey**, American Classic
1972	29 (7-under)	**Babe Hiskey**, Inverrary; **Bert Yancey**, Walt Disney World Open Invitational
	29 (6-under)	**Dwight Nevil**, Southern Open; **Cesar Sanudo**, Sahara Invitational
1971	28 (7-under)	**Jim Jamieson**, Robinson Open Golf Classic
1970	29 (6-under)	**Dave Hill**, Cleveland Open; **George Knudson**, Robinson Open Golf Classic; **Wilf Homenuik**, Azalea Open
	29 (5-under)	**Lou Graham**, Danny Thomas Memphis Classic

Low 18

2016-17	59 (13-under)	**Adam Hadwin**, CareerBuilder Challenge
	59 (11-under)	**Justin Thomas**, Sony Open in Hawaii
2015-16	58 (12-under)	**Jim Furyk**, Travelers Championship
2014-15	61 (11-under)	**Ryan Palmer**, Humana Challenge
		Rory McIlroy, Wells Fargo Championship
	61 (10-under)	**Troy Merritt**, RBC Heritage
		Jordan Spieth, John Deere Classic
		Troy Merritt, Quicken Loans National
		Jason Day, BMW Championship
	61 (9-under)	**Justin Thomas**, Sony Open in Hawaii
		Jason Bohn, The Greenbrier Classic
		Brandt Snedeker, Wyndham Championship
2013-14	60 (11-under)	**J.J. Henry**, Shriners Hospitals for Children Open
2013	59 (12-under)	**Jim Furyk**, BMW Championship
	60 (11-under)	**Phil Mickelson**, Waste Management Phoenix Open
	60 (10-under)	**Keegan Bradley**, HP Byron Nelson Championship
2012	60 (10-under)	**Tommy Gainey**, The McGladrey Classic
2011	60 (10-under)	**Patrick Cantlay** (amateur), Travelers Championship
	61 (11-under)	**Scott Piercy**, Reno-Tahoe Open
	61 (10-under)	**Brandt Snedeker**, The Barclays; **Hunter Haas**, Justin Timberlake Shriners Hospitals for Children Open
2010	59 (12-under)	**Paul Goydos**, John Deere Classic
	59 (11-under)	**Stuart Appleby**, The Greenbrier Classic; **Brandt Snedeker**, The Barclays
2009	60 (10-under)	**Zach Johnson**, Valero Texas Open
2008	61 (10-under)	**Mike Weir**, Deutsche Bank Championship
	61 (9-under)	**Roland Thatcher**, Mayakoba Golf Classic; **Carl Pettersson**, Wyndham Championship; **Steve Elkington**, Valero Texas Open; **Charlie Wi**, Valero Texas Open; **Kevin Stadler**, Frys.com Open
2007	60 (10-under)	**Zach Johnson**, TOUR Championship
	61 (11-under)	**Brandt Snedeker**, Buick Invitational
	61 (9-under)	**Jesper Parnevik**, Valero Texas Open; **Mark Hensby**, Fry's Electronics Open
2006	60 (12-under)	**Pat Perez**, Bob Hope Chrysler Classic; **Justin Rose**, FUNAI Classic at Walt Disney World Resort
	60 (10-under)	**Arron Oberholser**, EDS Byron Nelson Championship
	61 (10-under)	**Vijay Singh**, Deutsche Bank Championship; **J.J. Henry**, FBR Open
	61 (9-under)	**Corey Pavin**, U.S. Bank Championship; **David Toms**, Sony Open in Hawaii
2005	60 (11-under)	**Phil Mickelson**, FBR Open
	61 (11-under)	**Davis Love III**, Bob Hope Chrysler Classic; **Tiger Woods**, Buick Open
	61 (9-under)	**Carl Pettersson**, FUNAI Classic at Walt Disney World Resort; **Brad Faxon**, Buick Championship
2004	60 (12-under)	**Robert Gamez**, Bob Hope Chrysler Classic
	60 (10-under)	**Bart Bryant**, Valero Texas Open
	61 (11-under)	**Robert Gamez**, B.C. Open; **Tag Ridings**, Michelin Championship at Las Vegas
	61 (10-under)	**Charles Howell III**, Booz-Allen Classic
	61 (9-under)	**Chad Campbell**, Bank of America Colonial; **Ted Purdy**, Valero Texas Open; **Joe Ogilvie**, Valero Texas Open
2003	61 (11-under)	**Pat Perez**, Bob Hope Chrysler Classic; **Jay Haas**, Bob Hope Chrysler Classic; **Tim Herron**, Bob Hope Chrysler Classic
	61 (10-under)	**Chad Campbell**, TOUR Championship
	61 (9-under)	**Kenny Perry**, Bank of America Colonial; **Justin Leonard**, Bank of America Colonial; **Heath Slocum**, Valero Texas Open; **Bob Tway**, Valero Texas Open
2002	61 (10-under)	**J.P. Hayes**, John Deere Classic; **John Huston**, Buick Challenge
	61 (9-under)	**Garrett Willis**, Valero Texas Open
	62 (10-under)	**Kenny Perry**, Bob Hope Chrysler Clasic (PGA West, Palmer Private); **Cliff Kresge**, B.C. Open; **Sergio Garcia**, World Golf Championships-American Express Championship; **Retief Goosen**, World Golf Championships-American Express Championship; **Phil Tataurangi**, Invensys Classic at Las Vegas; **Davis Love III**, WORLDCOM Classic
	62 (9-under)	**Pat Bates**, John Deere Classic; **Robert Allenby**, Air Canada Championship; **Tim Herron**, Buick Challenge; **Steve Jones**, Invensys Classic at Las Vegas; **Lee Janzen**, Invensys Classic at Las Vegas; **Joel Edwards**, Invensys Classic at Las Vegas
2001	60 (11-under)	**Mark Calcavecchia**, Phoenix Open

	61 (11-under)	**Joe Durant**, Bob Hope Chrysler Classic; **Robert Gamez**, Bob Hope Chrysler Classic; **Paul Stankowski**, Compaq Classic of New Orleans; **Billy Mayfair**, Buick Open; **Chris DiMarco**, Invensys Classic at Las Vegas; **Davis Love III**, Invensys Classic at Las Vegas
2000	61 (11-under)	**Brent Geiberger**, Bob Hope Chrysler Classic; **Stephen Ames**, Doral-Ryder Open
	61 (9-under)	**Kirk Triplett**, Canon Greater Hartford Open; **Tiger Woods**, World Golf Championships–NEC Invitational
1999	59 (13-under)	**David Duval**, Bob Hope Chrysler Classic
1998	62 (10-under)	**Bruce Lietzke**, Bob Hope Chrysler Classic; **Davis Love III**, Buick Invitational; **David Duval**, Tucson Chrysler Classic
	62 (9-under)	**Loren Roberts**, Greater Milwaukee Open; **Nolan Henke**, Greater Milwaukee Open
	62 (8-under)	**Scott Gump**, Canon Greater Hartford Open; **Vijay Singh**, Canon Greater Hartford Open; **John Cook**, NEC World Series of Golf
1997	60 (12-under)	**Steve Lowery**, Buick Challenge
1996	60 (11-under)	**Grant Waite**, Phoenix Open
	61 (11-under)	**John Huston**, Memorial Tournament; **Keith Clearwater**, Deposit Guaranty Golf Classic
1995	61 (10-under)	**Hal Sutton**, B.C. Open
	61 (9-under)	**Ernie Els**, GTE Byron Nelson Classic
	62 (10-under)	**Jim Furyk**, Buick Open; **Carl Paulson**, Walt Disney World/Oldsmobile Classic
	62 (9-under)	**Kenny Perry**, Nissan Open
1994	60 (12-under)	**Davis Love III**, United Airlines Hawaiian Open
1993	61 (10-under)	**Jay Delsing**, Federal Express St. Jude Classic
	61 (9-under)	**Billy Mayfair**, GTE Byron Nelson Golf Classic; **Keith Clearwater**, Southwestern Bell Colonial; **Lee Janzen**, Southwestern Bell Colonial
1992	62 (10-under)	**Davis Love III**, Kmart Greater Greensboro Open
	62 (8-under)	**Fred Funk**, Shell Houston Open; **John Cook**, Las Vegas Invitational; **Lee Janzen**, Walt Disney World/Oldsmobile Classic; **John Huston**, Walt Disney World/Oldsmobile Classic; **David Frost**, Hardee's Golf Classic; **Nick Price**, H.E.B. Texas Open
1991	59 (13-under)	**Chip Beck**, Las Vegas Invitational
1990	60 (12-under)	**David Frost,** Northern Telecom Tucson Open
1989	61 (11-under)	**Jim Carter**, Centel Western Open; **Bob Tway**, Walt Disney World/Oldsmobile Classic
1988	61 (11-under)	**Ken Green**, Greater Milwaukee Open; **Mark Wiebe**, Northern Telecom Tucson Open
	61 (9-under)	**Dave Barr**, Southern Open
1987	61 (11-under)	**David Edwards**, Bob Hope Chrysler Classic
	61 (9-under)	**Mike Smith**, Hardee's Golf Classic
1986	61 (10-under)	**Don Pooley**, Phoenix Open Invitational
	61 (9-under)	**Rod Curl**, Southern Open
	62 (10-under)	**George Burns**, Panasonic Las Vegas Invitational; **Greg Norman**, Canadian Open
1985	62 (10-under)	**Jim Thorpe**, Greater Milwaukee Open
	62 (9-under)	**Larry Mize**, Glen Campbell Los Angeles Open; **Jay Delsing**, B.C. Open
	62 (8-under)	**Bill Glasson**, Las Vegas Invitational; **Ron Streck**, Lite Quad Cities Open
1984	61 (11-under)	**Mark Lye**, Walt Disney World Golf Classic
1983	61 (10-under)	**George Archer**, Glen Campbell Los Angeles Open
	62 (10-under)	**John Fought**, Bob Hope Desert Classic; **Tom Kite**, Bing Crosby National Pro-Am
	62 (9-under)	**Andy Bean**, Canadian Open; **Curtis Strange**, Sammy Davis, Jr.-Greater Hartford Open
	62 (8-under)	**Jon Chaffee**, Miller High-Life Quad Cities Open; **Craig Stadler**, Texas Open; **Jim Colbert,** Texas Open
1982	61 (10-under)	**Dana Quigley**, Sammy Davis, Jr.-Greater Hartford Open
	61 (9-under)	**Hale Irwin,** Southern Open
	62 (10-under)	**Larry Rinker**, Tallahassee Open
1981	62 (10-under)	**Nick Faldo**, United Airlines Hawaiian Open; **Hale Irwin**, United Airlines Hawaiian Open
	62 (9-under)	**Andy Bean**, Bay Hill Classic; **Ron Streck**, Michelob-Houston Open; **Leonard Thompson**, Canadian Open; **Mark O'Meara**, Sammy Davis, Jr.-Greater Hartford Open
1980	62 (9-under)	**Jim Simons**, Sammy Davis, Jr.-Greater Hartford Open
	62 (8-under)	**George Burns**, San Antonio Texas Open
	3 (9-under)	**Bob Mann**, Pensacola Open
1979	61 (11-under)	**Jerry McGee**, Kemper Open; **Andy Bean**, Atlanta Classic
	61 (10-under)	**Ben Crenshaw**, Phoenix Open Invitational
1978	62 (10-under)	**Dave Eichelberger**, Atlanta Classic
	62 (9-under)	**Joe Inman**, Sammy Davis Jr.-Greater Hartford Open
	62 (8-under)	**Hubert Green**, San Antonio Texas Open; **Ron Streck**, San Antonio Texas Open
1977	59 (13-under)	**Al Geiberger**, Danny Thomas Memphis Classic
1976	62 (10-under)	**Gary Player**, Florida Citrus Open
1975	61 (11-under)	**Johnny Miller**, Dean Martin Tucson Open
	61 (10-under)	**Johnny Miller**, Phoenix Open Invitational
1974	61 (11-under)	**Bert Yancey**, Bob Hope Desert Classic
1973	62 (9-under)	**Jack Nicklaus**, Ohio Kings Island; **Gibby Gilbert**, World Open Golf Champions; **Tom Watson**, World Open Golf Championship
	62 (8-under)	**J.C. Snead**, Phoenix Open Invitational
	63 (8-under)	**Johnny Miller**, U.S. Open; **Hubert Green**, Sammy Davis Jr.-Greater Hartford Open; **Hubert Green**, Sammy Davis Jr.-Greater Hartford Open
	63 (7-under)	**John Schroder**, Quad Cities Open; **Dick Rhyan**, Southern Open
1972	61 (10-under)	**Homero Blancas**, Phoenix Open Invitational
1971	62 (9-under)	**Billy Casper**, Phoenix Open Invitational; **Charles Coody**, Cleveland Open
	62 (8-under)	**Larry Ziegler**, Danny Thomas Memphis Classic; **Dave Eichelberger**, Danny Thomas Memphis Classic; **Bobby Mitchell**, Southern Open
1970	61 (10-under)	**Johnny Miller**, Phoenix Open Invitational

Low First 18

2016-17	59 (11-under)	**Justin Thomas**, Sony Open in Hawaii
	60 (11-under)	**Rod Pampling**, Shriners Hospitals for Children Open
2015-16	62 (10-under)	**Scott Piercy**, CIMB Classic
		Roberto Castro, Sanderson Farms Championship
2015-16	62 (10-under)	**Scott Piercy**, CIMB Classic
		Roberto Castro, Sanderson Farms Championship
2014-15	61 (10-under)	**Jason Day,** BMW Championship
2013-14	60 (11-under)	**J.J. Henry**, Shriners Hospitals for Children Open
2013	60 (11-under)	**Phil Mickelson**, Waste Management Phoenix Open
	60 (10-under)	**Keegan Bradley**, HP Byron Nelson Championship
2012	61 (10-under)	**Padraig Harrington**, Transitions Championship; **Troy Matteson**, John Deere Classic; **Ryan Moore**, Justin Timberlake Shriners Hospitals for Children Open
	61 (9-under)	**Charlie Wi**, AT&T Pebble Beach National Pro-Am
2011	62 (8-under)	**David Toms**, Crowne Plaza Invitational at Colonial
	62 (8-under)	**Chez Reavie**, Crowne Plaza Invitational at Colonial
	62 (8-under)	**Adam Scott**, World Golf Championships-Bridgestone Invitational
2010	59 (12-under)	**Paul Goydos**, John Deere Classic
2009	61 (11-under)	**Pat Perez**, Bob Hope Classic
	61 (9-under)	**Kenny Perry**, Travelers Championship
	62 (10-under)	**Mike Weir**, Bob Hope Classic; **Bubba Watson**, Bob Hope Classic
	62 (9-under)	**Tom Pernice, Jr.**, Justin Timberlake Shriners Hospitals for Children Open; **Troy Matteson**, Justin Timberlake Shriners Hospitals for Children Open
	62 (8-under)	**Spencer Levin**, Justin Timberlake Shriners Hospitals for Children Open; **Anthony Kim**, AT&T National Pebble Beach National Pro-Am; **Bill Haas**, Wyndham Championship
2008	61 (10-under)	**Mike Weir,** Deutsche Bank Championship
	62 (10-under)	**Zach Johnson**, Justin Timberlake Shriners Hospitals for Children Open; **Marc Turnesa**, Justin Timberlake Shriners Hospitals for Children Open
	62 (9-under)	**Hunter Mahan**, The Barclays
	62 (8-under)	**Nathan Green**, Valero Texas Open
2007	61 (11-under)	**Brandt Snedeker**, Buick Invitational
	61 (9-under)	**Jesper Parnevik**, Valero Texas Open
	62 (9-under)	**Hunter Mahan**, Canadian Open
	62 (8-under)	**Fred Funk**, Mayakoba Golf Classic; **Hunter Mahan**, Travelers Championship; **Tim Clark**, TOUR Championship
2006	60 (12-under)	**Pat Perez**, Bob Hope Chrysler Classic; **Justin Rose**, FUNAI Classic at Walt Disney World Resort
	61 (9-under)	**Corey Pavin**, U.S. Bank Championship

2005	62 (10-under)	**Phil Mickelson**, AT&T Pebble Beach National Pro-Am; **Tom Lehman**, Buick Invitational; **Charles Warren**, Chrysler Classic of Greensboro; **Briny Baird**, Michelin Championship at Las Vegas; **Ryan Palmer**, Michelin Championship at Las Vegas; **Peter Lonard**, MCI Heritage; **Patrick Sheehan**, Bank of America Colonial
	62 (9 under)	**Justin Leonard**, FedEx St. Jude Classic; **Ben Crane**, U.S. Bank Championship
	62 (8-under)	**Robert Gamez**, Valero Texas Open; **Bart Bryant**, TOUR Championship
2004	61 (10-under)	**Charles Howell III**, Booz Allen Classic
	61 (9-under)	**Ted Purdy**, Valero Texas Open
	62 (10-under)	**J.L. Lewis**, FUNAI Classic at Walt Disney World Resort
	62 (9-under)	**Jose Coceres**, John Deere Classic; **Jeff Sluman**, Chrysler Championship
	62 (8-under)	**Corey Pavin**, Buick Championship
2003	61 (9-under)	**Heath Slocum**, Valero Texas Open; **Bob Tway**, Valero Texas Open
	62 (10-under)	**Steve Flesch**, Las Vegas Invitational; **Stuart Appleby**, Las Vegas Invitational
	62 (9-under)	**Harrison Frazar**, Phoenix Open
	62 (8-under)	**Aaron Baddeley**, Valero Texas Open
2002	62 (9-under))	**Davis Love III,** WORLDCOM CLASSIC; **Steve Jones,** Invensys Classic at Las Vegas
	63 (10-under	**Mike Weir**, Mercedes Championships
2001	61 (10-under)	**Bob Estes**, FedEx St. Jude Classic
	62 (10-under)	**Mike Weir**, Genuity Championship
2000	63 (9-under)	**David Toms**, Bob Hope Chrysler Classic; **Nick Price**, Advil Western Open; **Woody Austin**, Buick Open; **Jeff Maggert,** Buick Challenge; **Bruce Lietzke**, Invensys Classic at Las Vegas; **Steve Flesch**, National Car Rental Golf Classic; **Tiger Woods**, National Car Rental Golf Classic; **Nick Price**, World Golf Championships-American Express Championship
	63 (8-under)	**Tom Lehman**, Phoenix Open; **Phil Mickelson**, Phoenix Open
	63 (7-under)	**Paul Azinger**, Sony Open in Hawaii
1999	61 (11-under)	**Craig Barlow**, Las Vegas Invitational
	61 (9-under)	**Tiger Woods**, GTE Byron Nelson Classic
	62 (9-under)	**Ben Bates**, Greater Milwaukee Open
1998	62 (10-under)	**Davis Love III**, Buick Invitational
	62 (9-under)	**Loren Roberts**, Greater Milwaukee Open
1997	62 (10-under)	**Steve Jones**, Phoenix Open; **Brian Claar**, United Airlines Hawaiian Open; **Mike Reid**, United Airlines Hawaiian Open; **Sonny Skinner**, Buick Open
1996	62 (10-under)	**Tim Herron**, Honda Classic
	62 (9-under)	**Nolan Henke**, Greater Milwaukee Open
1995	62 (10-under)	**Carl Paulson**, Walt Disney World/Oldsmobile Golf Classic
	62 (9-under)	**Glen Day**, FedEx St. Jude Classic; **Mike Standly**, FedEx St. Jude Classic
1994	61 (10-under)	**Bob Lohr**, Anheuser-Busch Golf Classic
1993	62 (9-under)	**Mike Smith**, H-E-B Texas Open
	63 (9-under)	**Howard Twitty**, United Airlines Hawaiian Open; **Billy Andrade**, Northern Telecom Open
	63 (8-under)	**Jim Gallagher, Jr.**, THE TOUR Championship
	63 (7-under)	**Jeff Woodland**, Hardee's Golf Classic
1992	62 (10-under)	**Lee Janzen**, Walt Disney World/Oldsmobile Classic
	62 (8-under)	**David Frost**, Hardee's Golf Classic
1991	61 (11-under)	**Robert Gamez**, Greater Milwaukee Open
	61 (9-under)	**Marco Dawson**, Chattanooga Classic
1990	61 (9-under)	**Jose Maria Olazabal**, World Series
	62 (10-under)	**Pat McGowan**, Northern Telecom Tucson Open
	62 (9-under)	**Larry Silveira**, Federal Express St. Jude Classic
	62 (8-under)	**Howard Twitty**, Southern Open
1989	61 (11-under)	**Bob Tway**, Walt Disney Walt Disney World/Oldsmobile Classic
1988	62 (10-under)	**Bob Lohr**, Walt Disney Walt Disney World/Oldsmobile Classic
1987	61 (11-under)	**David Edwards**, Bob Hope Chrysler Classic
1986	62 (8-under)	**Ernie Gonzalez**, Deposit Guaranty Golf Classic
	63 (9-under)	**George Burns**, Hawaiian Open
	63 (8-under)	**Hubert Green**, Phoenix Open Invitational
	63 (7-under)	**Bob Lohr**, Hardee's Golf Classic
1985	62 (8-under)	**Bill Glasson**, Panasonic Las Vegas Invitational
	63 (9-under)	**Fred Couples**, Honda Classic; **John Mahaffey**, USF&G Classic
	63 (8-under)	**Lanny Wadkins**, Los Angeles Open; **Mac O'Grady**, Byron Nelson Golf Classic; **John Cook**, Pensacola Open
1984	62 (9-under)	**Lon Hinkle**, Panasonic Las Vegas Invitational
1983	62 (8-under)	**Craig Stadler**, Texas Open
	63 (9-under)	**Craig Stadler**, Bob Hope Desert Classic; **Fuzzy Zoeller**, Panasonic Las Vegas Pro Celebrity Open
	63 (8-under)	**Mark O'Meara**, B.C. Open; **Mark Lye**, Pensacola Open
	63 (7-under)	**Tom Byrum**, Miller High-Life Quad Cities Open
1982	62 (10-under)	**Larry Rinker**, Tallahassee Open
1981	63 (8-under)	**Lon Nielsen**, Sammy Davis Jr.-Greater Hartford Open
	63 (7-under)	**Dan Halldorson**, Joe Garagiola Tucson Open; **Craig Stadler**, Texas Open
	64 (8-under)	**Skip Dunaway**, USF&G Classic
	64 (7-under)	**Tom Watson**, Bay Hill Classic; **Calvin Peete**, B.C. Open
1980	62 (9-under)	**Jim Simons**, Sammy Davis Jr.-Greater Hartford Open
	63 (9-under)	**Bob Shearer**, Atlanta Classic
	63 (7-under)	**Bruce Lietzke**, Colonial National Invitation; **Jack Nicklaus**, U.S. Open; **Tom Weiskopf**, U.S. Open; **Scott Hoch**, Quad Cities
1979	61 (11-under)	**Jerry McGee**, Greater Greensboro Open
1978	62 (10-under)	**Dave Eichelberger**, Atlanta Classic
	62 (8-under)	**Hubert Green**, San Antonio Texas Open
1977	63 (8-under)	**J.C. Snead**, Colgate Hall of Fame Golf Classic
	63 (7-under)	**Charles Coody**, San Antonio Texas Open
	64 (8-under)	**Rik Massengale**, Bob Hope Desert Classic; **George Burns**, Buick Open
	64 (7-under)	**Fred Marti**, Pleasant Valley Classic; **Lee Elder**, Sammy Davis Jr.-Greater Hartford Open
	64 (6-under)	**Jerry Pate**, Southern Open
1976	63 (9-under)	**Johnny Miller**, Kaiser International Open Invitational
	63 (8-under)	**Fuzzy Zoeller**, Ed McMahon-Jaycees Quad Cities Open; **David Graham**, American Express Westchester Classic; **Carlton White**, American Express Westchester Classic; **Buddy Allin**, B.C. Open
	64 (8-under)	**Rod Curl**, Hawaiian Open; **Ken Still**, Greater Milwaukee Open
1975	63 (8-under)	**Andy North**, B.C. Open; **Miller Barber**, Sahara Invitational
	64 (8-under)	**Johnny Miller**, Bob Hope Desert Classic; **Bob Stanton**, Jackie Gleason's Inverrary Classic
	64 (7-under)	**Tom Weiskopf**, Greater Greensboro Open; **Andy North**, Pensacola Open; **Dennis Meyer**, Sammy Davis Jr.-Greater Hartford Open
1974	62 (10-under)	**Johnny Miller**, Dean Martin Tucson Open
1973	62 (9-under)	**Gibby Gilbert**, World Open Golf Championship
	62 (8-under)	**J.C. Snead**, Phoenix Open Invitational
	63 (8-under)	**Hubert Green**, Sammy Davis, Jr.-Greater Hartford Open
	64 (8-under)	**Jack Nicklaus**, Bob Hope Desert Classic; **Gibby Gilbert**, Florida Citrus Open; **Chi Chi Rodriguez**, Florida Citrus Open; **Lee Trevino**, Doral-Eastern Open; **Tom Weiskopf**, Westchester Classic
1972	63 (8-under)	**Bert Yancey**, Greater Hartford Open Invitational
	64 (8-under)	**DeWitt Weaver**, Westchester Classic
	64 (7-under)	**Dave Hill**, Monsanto Open Invitational
	64 (6-under)	**Deane Beman**, St. Louis Children's Hospital
1971	63 (9-under)	**Joel Goldstrand**, Greater Hartford Open
1970	63 (7-under)	**Dave Hill**, Danny Thomas Memphis Classic
	64 (8-under)	**Arnold Palmer**, Florida Citrus Open; **Bob Menne**, National Airlines International Open
	64 (7-under)	**Bert Greene**, Phoenix Open Invitational; **Arnold Palmer**, **Tommy Aaron**, Greater Greensboro Open; **Tommy Aaron**, Sahara Invitational

Low First 36

2016-17	123 (17-under)	**Justin Thomas**, Sony Open in Hawaii
2015-16	125 (17-under)	**Jhonattan Vegas**, Barbasol Championship
2014-15	124 (18-under)	**Jason Day,** BMW Championship
2013-14	126 (18-under)	**Patrick Reed**, Humana Challenge
2013	125 (17-under)	**Phil Mickelson**, Waste Management Phoenix Open
	126 (14-under)	**Russell Henley**, Sony Open in Hawaii
2012	128 (16-under)	**Ben Crane**, Humana Challenge; **David Toms**, Humana Challenge; **Mark Wilson**, Humana Challenge
	128 (14-under)	**Spencer Levin**, Waste Management Phoenix Open; **John Mallinger**, Frys.com Open; **Brendon de Jonge**, Justin Timberlake Shriners Hospitals for Children Open; **Jonas Blixt**, Justin Timberlake Shriners Hospitals for Children Open
	128 (12-under)	**Jimmy Walker**, Wyndham Championship

2011	124 (16-under)	**David Toms**, Crowne Plaza Invitational at Colonial
2010	126 (16-under)	**Steve Stricker**, John Deere Classic
	126 (14-under)	**Justin Rose**, Travelers Championship
	126 (14-under)	**Jeff Overton**, The Greenbrier Classic
2009	124 (20-under)	**Pat Perez**, The 50th Bob Hope Classic
2008	125 (15-under)	**Carl Pettersson**, Wyndham Championship
	126 (18-under)	**Marc Turnesa**, Justin Timberlake Shriners Hospitals for Children Open; **Matt Kuchar**, Justin Timberlake Shriners Hospitals for Children Open
2007	126 (14-under)	**Jesper Parnevik**, Valero Texas Open
	127 (13-under)	**Tiger Woods**, THE TOUR Championship
2006	125 (15-under)	**Corey Pavin**, U.S. Bank Championship
	127 (17-under)	**Justin Rose**, FUNAI Clasic at Walt Disney World Resort
	127 (15-under)	**Ben Curtis**, Booz Allen Classic; **Tiger Woods**, World Golf Championships-American Express Championship
2005	127 (17-under)	**Carl Pettersson**, FUNAI Classic at Walt Disney World Resort; **Joe Ogilvie**, Bob Hope Chrysler Classic
	127 (13-under)	**Ben Crane**, U.S. Bank Championship; **Justin Leonard**, FedEx St. Jude Classic
	128 (15-under)	**Briny Baird**, Michelin Championship at Las Vegas
	128 (12-under)	**Kenny Perry**, Bank of America Colonial; **Justin Rose**, Buick Championship; **Dean Wilson**, Valero Texas Open
2004	128 (14-under)	**Adam Scott**, Booz Allen Classic
	129 (15-under)	**Danny Ellis**, HP Classic of New Orleans
	129 (11-under)	**Steve Allan**, Sony Open in Hawaii; **Dean Wilson**, Valero Texas Open
2003	126 (17-under)	**Steve Flesch**, Las Vegas Invitational; **Scott Verplank**, Las Vegas Invitational
	126 (14-under)	**Tommy Armour III**, Valero Texas Open
2002	127 (17-under)	**Chris DiMarco**, Walt Disney World Resort Golf Classic
2001	125 (17-under)	**Mark Calcavecchia**, Phoenix Open
	125 (19-under)	**Tom Lehman**, Invensys Classic at Las Vegas
2000	125 (15-under)	**Tiger Woods**, World Golf Championships–NEC Invitational
	127 (15-under)	**David Frost**, John Deere Classic
	128 (16-under)	**Steve Flesch**, National Car Rental Golf Classic
1999	126 (16-under)	**David Frost**, FedEx St. Jude Classic
1998	128 (16-under)	**John Huston**, United Airlines Hawaiian Open; David Duval, Tucson Chrysler Classic
1997	126 (16-under)	**Steve Jones**, Phoenix Open
1996	126 (16-under)	**John Cook**, FedEx St. Jude Classic
	126 (17-under)	**Rick Fehr**, Las Vegas Invitational
1995	127 (15-under)	**Jim Gallagher, Jr.**, FedEx St. Jude Classic
1994	127 (15-under)	**Bob Estes**, Texas Open
	128 (16-under	**Davis Love III**, United Airlines Hawaiian Open; **Scott Hoch**, Bob Hope Chrysler Classic
1993	129 (15-under)	**Blaine McCallister**, Shell Houston Open
1992	129 (11-under)	**Dan Forsman**, GTE Byron Nelson Golf Classic; **Fulton Allem**, Southwestern Bell Colonial
	128 (14-under)	**Roger Maltbie**, H.E.B. Texas Open
	130 10-under)	**David Frost**, Hardee's Golf Classic
	130 (12-under)	**Davis Love III**, Nissan Los Angeles Open; **Dan Forsman**, Federal Express St. Jude Classic
	131 (13-under)	**Tom Watson**, Buick Invitational; **Brad Faxon**, Buick Invitational; **Mike Springer**, Buick Invitational
1991	127 (17-under)	**Robert Gamez**, Greater Milwaukee Open
	127 (13-under)	**Lennie Clements**, Chattanooga Classic
1990	128 (16-under)	**Tim Simpson**, Walt Disney World/Oldsmobile Classic
	128 (12-under)	**Jose Maria Olazabal**, NEC World Series of Golf; **Peter Persons**, Chattanooga Classic; **Steve Jones**, H.E.B. Texas Open
1989	126 (14-under)	**Paul Azinger**, Texas Open
	128 (16-under)	**Dan Pohl**, The Honda Classic
1988	127 (13-under)	**Corey Pavin**, Texas Open
	129 (15-under)	**Jeff Sluman**, Kmart Greater Greensboro Open; **Larry Nelson**, Georgia-Pacific Atlanta Golf Classic; **Bob Lohr**, Walt Disney World/Oldsmobile Classic
1987	128 (16-under)	**Robert Wrenn**, Buick Open
	128 (14-under)	**Joey Sindelar**, B.C. Open
1986	128 (12-under)	**Hal Sutton,** Phoenix Open Invitational; **Ernie Gonzalez**, Pensacola Open
1985	128 (12-under)	**Tim Simpson**, Southern Open
1984	130 (14-under)	**Chip Beck**, Walt Disney World Golf Classic
	130 (11-under)	**Lon Hinkle**, Panasonic Las Vegas Invitational
	130 (10-under)	**Jim Colbert**, Texas Open
1983	128 (12-under)	**Jim Colbert**, Texas Open
	129 (15-under)	**Craig Stadler**, Bob Hope Desert Classic
1982	127 (15-under)	**Tim Norris,** Sammy Davis Jr.-Greater Hartford Open
	127 (13-under)	**Bob Gilder**, Manufacturers Hanover Westchester Classic
1981	129 (13-under)	**Lonnie Nielsen**, Sammy Davis Jr.-Greater Hartford Open
1980	129 (13-under)	**Curtis Strange**, Michelob Houston Open
	129 (11-under)	**Scott Hoch**, Quad Cities Open
	131 (13-under)	**Tom Watson**, Tournament of Champions
	131 (9-under)	**Mike Sullivan**, Southern Open
1979	128 (14-under)	**Ben Crenshaw**, Phoenix Open Invitational
1978	128 (14-under)	**Phil Hancock**, Sammy Davis Jr.-Greater Hartford Open
	128 (12-under)	**Ben Crenshaw**, San Antonio Texas Open
1977	127 (15-under)	**Hale Irwin**, Hall of Fame Tournament
1976	130 (12-under)	**Roger Maltbie**, Phoenix Open Invitational; **Buddy Allin**, B.C. Open; **Rik Massengale**, Sammy Davis Jr.-Greater Hartford Open
	131 (13-under)	**Raymond Floyd**, Masters Tournament
	132 (12-under)	**Fuzzy Zoeller**, Greater Milwaukee Open
1975	128 (14-under)	**Johnny Miller**, Phoenix Open Invitational
	129 (15-under)	**Tom Weiskopf**, Westchester Classic
	129 (13-under)	**Jack Nicklaus**, Sea Pines Heritage Classic
1974	130 (12-under)	**Dave Stockton**, Sammy Davis Jr.-Greater Hartford Open
	132 (12-under)	**Jack Nicklaus**, Hawaiian Open; **Hubert Green**, Danny Thomas Memphis Classic
1973	129 (11-under)	**J.C. Snead**, Phoenix Open Invitational
	131 (13-under)	**Buddy Allin**, Florida Citrus Open
	131 (11-under)	**Jim Wiechers**, Sammy Davis Jr.-Greater Hartford Open
	133 (11-under)	**John Schlee**, Kaiser International Open Invitational
1972	131 (13-under)	**Dwight Nevil**, Westchester Classic
	131 (9-under)	**Deane Beman**, Greater St. Louis Golf Classic
1971	129 (13-under)	**Miller Barber**, Phoenix Open Invitational; **Paul Harney**, Phoenix Open Invitational; **Gene Littler**, Phoenix Open Invitational
1970	130 (12-under)	**Bobby Mitchell,** Azalea Open

Low First 54

2016-17	188 (22-under)	**Justin Thomas**, Sony Open in Hawaii
2015-16	192 (18-under)	**Si Woo Kim**, Wyndham Championship
2014-15	193 (20-under)	**Jason Day,** (61-63-69), BMW Championship
2013-14	189 (27-under)	**Patrick Reed**, Humana Challenge
2013	189 (24-under)	**Phil Mickelson**, Waste Management Phoenix Open
2012	194 (19-under)	**Louis Oosthuizen**, Deutsche Bank Championship; **Ryan Moore**, Justin Timberlake Shriners Hospitals for Children Open; **Jonas Blixt**, Justin Timberlake Shriners Hospitals for Children Open
	194 (16-under)	**Robert Garrigus**, RBC Canadian Open
2011	193 (20-under)	**Steve Stricker**, John Deere Classic
2010	188 (25-under)	**Steve Stricker**, John Deere Classic
2009	191 (25-under)	**Pat Perez**, The 50th Bob Hope Classic
2008	191 (19-under)	**Carl Pettersson**, Wyndham Championship
2007	191 (19-under)	**Tiger Woods**, TOUR Championship
	192 (18-under)	**Jesper Parnevik**, Valero Texas Open
2006	193 (17-under)	**Corey Pavin**, U.S. Bank Championship
	194 (19-under)	**Ben Curtis**, Booz Allen Classic; **Tiger Woods**, World Golf Championships-American Express Championship
	194 (16-under)	**Eric Axley**, Valero Texas Open
2005	191 (19-under)	**Ben Crane**, U.S. Bank Championship
	192 (18-under)	**Kenny Perry**, Bank of America Colonial
	193 (23-under)	**Joe Ogilvie**, Bob Hope Chrysler Classic
	193 (17-under)	**Justin Leonard**, FedEx St. Jude Classic
2004	194 (16-under)	**Bart Bryant**, Valero Texas Open
	195 (21-under)	**Phil Mickelson**, Bob Hope Chrysler Classic
	195 (18-under)	**David Toms**, FedEx St. Jude Classic; **Adam Scott**, Booz Allen Classic
2003	189 (21-under)	**Tommy Armour III**, Valero Texas Open
	192 (23-under)	**Steve Flesch**, Las Vegas Invitational; **Scott Verplank**, Las Vegas Invitational
2002	193 (20-under)	**Jeff Sluman**, Greater Milwaukee Open
	195 (20 under)	**Jim Furyk**, Invensys Classic at Las Vegas
2001	189 (24-under)	**Mark Calcavecchia**, Phoenix Open
2000	192 (18-under)	**Tiger Woods**, World Golf Championships–NEC Invitational
	194 (19-under)	**Loren Roberts**, Greater Milwaukee Open
	194 (22-under)	**Steve Flesch**, National Car Rental Golf Classic
1999	193 (17-under)	**Brian Henninger**, John Deere Classic
1998	194 (22-under)	**John Huston**, United Airlines Hawaiian Open
1997	191 (22-under)	**Steve Jones**, Phoenix Open

1996	189 (24-under)	**John Cook**, FedEx St. Jude Classic
1995	195 (18-under)	**Jim Gallagher, Jr.**, FedEx St. Jude Classic
	195 (18-under)	**Fred Funk**, Ideon Classic
	195 (15-under)	**Ernie Els**, GTE Byron Nelson Classic
	196 (20-under)	**Harry Taylor**, Bob Hope Chrysler Classic
1994	195 (18-under)	**Bob Estes**, Texas Open
	197 (19-under)	**Lennie Clements**, Bob Hope Chrysler Classic; **Greg Norman**, THE PLAYERS Championship
1993	195 (21-under)	**Greg Norman**, Doral-Ryder Open
	195 (15-under)	**David Frost**, Hardee's Golf Classic
1992	194 (16-under)	**David Frost**, Hardee's Golf Classic
	196 (20-under)	**Ted Schulz**, Walt Disney World/Oldsmobile Classic; **Mark O'Meara**, Walt Disney World/Oldsmobile Classic
	197 (16-under)	**Nick Price**, H.E.B. Texas Open
1991	195 (18-under)	**Hal Sutton**, Kemper Open
	195 (15-under)	**Lance Ten Broeck**, Chattanooga Classic
	196 (20-under)	**Chip Beck**, Las Vegas Invitational; **Bruce Lietzke**, Las Vegas Invitational
1990	193 (23-under)	**Tim Simpson**, Walt Disney World/Oldsmobile Classic
	193 (17-under)	**Peter Persons**, Chattanooga Classic
	197 (19-under)	**Gene Sauers**, Hawaiian Open
1989	194 (16-under)	**John Daly**, Chattanooga Classic; **Donnie Hammond**, Texas Open
1988	193 (17-under)	**Blaine McCallister**, Hardee's Golf Classic; **Corey Pavin**, Texas Open
1987	195 (21-under)	**Robert Wrenn**, Buick Classic
1986	196 (17-under)	**Hal Sutton**, Phoenix Open Invitational
	196 (14-under)	**Ben Crenshaw**, Vantage Championship
	199 (17-under)	**Calvin Peete**, MONY Tournament of Champions
1985	197 (13-under)	**Jodie Mudd**, Texas Open; **Tim Simpson**, Southern Open
	198 (18-under)	**Craig Stadler**, Bob Hope Desert Classic; **Mark O'Meara**, Hawaiian Open; **Woody Blackburn**, Isuzu/Andy Williams San Diego Open
1984	196 (20-under)	**Larry Nelson**, Walt Disney World Golf Classic
1983	194 (16-under)	**Jim Colbert**, Texas Open
	198 (15-under)	**Jack Renner,** Sammy Davis Jr.-Greater Hartford Open
	199 (17-under)	**Craig Stadler**, Bob Hope Desert Classic
1982	192 (18-under)	**Bob Gilder**, Manufacturers Hanover Westchester Classic
	193 (20-under)	**Tim Norris**, Sammy Davis Jr.-Greater Hartford Open
1981	196 (20-under)	**Bruce Lietzke**, Bob Hope Desert Classic; **Hale Irwin**, Hawaiian Open
1980	195 (18-under)	**Curtis Strange**, Michelob Houston Open
	200 (19-under)	**Jim Colbert**, Joe Garagiola Tucson Open
1979	197 (16-under)	**Wayne Levi**, Houston Open
	197 (13-under)	**Doug Tewell**, San Antonio Texas Open
	198 (18-under)	**Hubert Green**, Hawaiian Open; Andy Bean, Atlanta Classic
1978	198 (18-under)	**Andy Bean**, Houston Open
	198 (12-under)	**Ben Crenshaw**, San Antonio Texas Open
1977	196 (17-under)	**Bill Kratzert**, Sammy Davis Jr.-Greater Hartford Open; **Hale Irwin**, Hall of Fame Tournament
1976	200 (16-under)	**J.C. Snead**, Andy Williams-San Diego Open
	200 (13-under)	**Roger Maltbie**, Phoenix Open Invitational; **Al Geiberger**, Greater Greensboro Open; **Rik Massengale**, Sammy Davis Jr.-Greater Hartford Open
	200 (10-under)	**J.C. Snead**, Sammy Davis Jr.-Greater Hartford Open; **Lee Trevino**, Colonial National Invitational
1975	196 (17-under)	**Johnny Miller**, Phoenix Open Invitational
1974	198 (18-under)	**Terry Diehl**, San Antonio Texas Open
1973	198 (18-under)	**Buddy Allin**, Florida Citrus Open
1972	198 (12-under)	**Deane Beman**, Greater St. Louis Golf Classic
	201 (15-under)	**George Knudson**, Kaiser International Open Invitational
1971	194 (19-under)	**Paul Harney**, Phoenix Open Invitational
1970	198 (15-under)	**Bob Murphy**, Greater Hartford Open; **Bobby Mitchell**, Azalea Open
	198 (12-under)	**Homero Blancas**, Danny Thomas Memphis Classic

Low First 72

2016-17	253 (27-under)	**Justin Thomas**, Sony Open in Hawaii
2015-16	259 (21-under)	**Si Woo Kim**, Wyndham Championship
2014-15	257 (23-under)	**Jimmy Walker,** Sony Open in Hawaii
2013-14	260 (28-under)	**Patrick Reed**, Humana Challenge
	260 (24-under)	**Webb Simpson**, Shriners Hospitals for Children Open
2013	256 (28-under)	**Phil Mickelson**, Waste Management Phoenix Open
	256 (24-under)	**Russell Henley**, Sony Open in Hawaii
2012	260 (24-under)	**Ryan Moore**, Justin Timberlake Shriners Hospitals for Children Open
2011	260 (20-under)	**Freddie Jacobson**, Travelers Championship
2010	258 (26-under)	**Steve Stricker**, John Deere Classic
	258 (22-under)	**Stuart Appleby**, The Greenbrier Classic
2009	255 (33-under)	**Steve Stricker**, The 50th Bob Hope Classic
	255 (33-under)	**Pat Perez**, The 50th Bob Hope Classic
	258 (22-under)	**Kenny Perry**, Travelers Championship
2008	259 (21-under)	**Carl Pettersson**, Wyndham Championship
	261 (19-under)	**Scott McCarron**, Wyndham Championship; **Zach Johnson**, Valero Texas Open
2007	257 (23-under)	**Tiger Woods**, TOUR Championship
	261 (19-under)	**Justin Leonard**, Valero Texas Open; **Jesper Parnevik**, Valero Texas Open
2006	260 (28-under)	**Phil Mickelson**, BellSouth Classic
	260 (20-under)	**Corey Pavin**, U.S. Bank Championship
	261 (23-under)	**Tiger Woods**, World Golf Championships-American Express Championship
	261 (19-under)	**David Toms**, Sony Open in Hawaii
2005	260 (20-under)	**Ben Crane**, U.S. Bank Championship
	261 (19-under)	**Kenny Perry**, Bank of America Colonial
	262 (26-under)	**Joe Ogilvie**, Bob Hope Chrysler Classic
	263 (17-under)	**Bart Bryant**, TOUR Championship
	264 (24-under)	**Peter Lonard**, Bob Hope Chrysler Classic; **Tiger Woods**, Ford Championship at Doral; **Jason Bohn**, B.C. Open; **Vijay Singh**, Buick Open
2004	261 (19-under)	**Bart Bryant**, Valero Texas Open
	262 (26-under)	**Phil Mickelson**, Bob Hope Chrysler Classic; **Kirk Triplett**, Bob Hope Chrysler Classic
	262 (18-under)	**Ernie Els**; **Harrison Frazar**, Sony Open in Hawaii
2003	254 (26-under)	**Tommy Armour III**, Valero Texas Open
	259 (29-under)	**Tim Herron**, Bob Hope Chrysler Classic
2002	261 (27-under)	**Jonathan Byrd**, Buick Challenge
	261 (23-under)	**Jeff Sluman**, Greater Milwaukee Open
	261 (19-under)	**Loren Roberts**, Valero Texas Open
2001	254 (29-under)	**Joe Durant**, Bob Hope Chrysler Classic
	256 (28-under)	**Mark Calcavecchia**, Phoenix Open
2000	259 (21-under)	**Tiger Woods,** World Golf Championships–NEC Invitational
	260 (24-under)	**Loren Roberts**, Greater Milwaukee Open
	262 (26-under)	**Duffy Waldorf**, National Car Rental Golf Classic
	264 (23-under)	**Rory Sabbatini**, Bob Hope Chrysler Classic
1999	261 19-under)	**J.L. Lewis**, John Deere Classic
	261 (19-under)	**Mike Brisky,** John Deere Classic
1998	260 (28-under)	**John Huston**, United Airlines Hawaiian Open
1997	258 (26-under)	**Steve Jones**, Phoenix Open
	261 (27-under)	**Mark Calcavecchia**, Bob Hope Chrysler Classic
1996	258 (26-under)	**John Cook**, FedEx St. Jude Classic
1995	263 (17-under)	**Ernie Els**, GTE Byron Nelson Classic
	268 (20-under)	**Duffy Waldorf**, La Cantera Texas Open
	264 (23-under)	**Billy Mayfair**, Las Vegas Invitational; **Jim Furyk**, Las Vegas Invitational
	265 (23-under)	**Kenny Perry**, Bob Hope Chrysler Classic
1994	264 (24-under)	**Scott Hoch**, Bob Hope Chrysler Classic; **Greg Norman**, THE PLAYERS Championship
1993	259 (21-under)	**David Frost**, Hardee's Golf Classic
	263 (25-under)	**Tom Kite**, Bob Hope Chrysler Classic
1992	262 (26-under)	**John Huston**, Walt Disney World/Oldsmobile Classic
1991	260 (20-under)	**Dillard Pruitt**, Chattanooga Classic
	263 (21-under)	**Billy Andrade**, Kemper Open; **Jeff Sluman**, Kemper Open
	263 (25-under)	**Bruce Lietzke**, Las Vegas Invitational; **Craig Stadler**, Las Vegas Invitational; **D.A. Weibring**, Las Vegas Invitational; **Andrew Magee**, Las Vegas Invitational
1990	260 (20-under)	**Peter Persons**, Chattanooga Classic
	264 (24-under)	**Bob Tway**, Las Vegas Invitational; **Tim Simpson**, Walt Disney World/Oldsmobile Classic
1989	258 (22-under)	**Donnie Hammond**, Texas Open
	266 (22-under)	**Blaine McCallister**, The Honda Classic; **Scott Hoch**, Las Vegas Invitational
1988	259 (21-under)	**Corey Pavin**, Texas Open
	262 (26-under)	**Chip Beck**, USF&G Classic
1987	262 (26-under)	**Robert Wrenn**, Buick Classic
1986	267 (21-under)	**Calvin Peete**, MONY Tournament of Champions
	267 (17-under)	**Hal Sutton**, Phoenix Open Invitational; **Rick Fehr**, B.C. Open

1985	264 (20-under)	**Lanny Wadkins**, Los Angeles Open
	264 (16-under)	**Tim Simpson**, Southern Open
	267 (21-under)	**Mark O'Meara**, Hawaiian Open; **Lanny Wadkins**, Walt Disney World/Oldsmobile Classic
1984	265 (15-under)	**Hubert Green**, Southern Open
	266 (22-under)	**Larry Nelson**, Walt Disney World Golf Classic
1983	261 (19-under)	**Jim Colbert,** Texas Open
	266 (18-under)	**Mark McCumber,** Pensacola Open
	267 (20-under)	**Fuzzy Zoeller**, Panasonic Las Vegas Pro-Celebrity Classic
	268 (20-under)	**Isao Aoki**, Hawaiian Open
1982	259 (25-under)	**Tim Norris**, Sammy Davis Jr.-Greater Hartford Open
1981	264 (20-under)	**Hubert Green**, Sammy Davis Jr.-Greater Hartford Open
	265 (23-under)	**Hale Irwin**, Hawaiian Open
	265 (15-under)	**Johnny Miller**, Joe Garagiola Tucson Open
1980	265 (15-under)	**Lee Trevino**, San Antonio Texas Open
	266 (22-under)	**Andy Bean**, Hawaiian Open; **Bill Kratzert**, Greater Milwaukee Open
	270 (22-under)	**Jim Colbert**, Joe Garagiola Tucson Open
	266 (18-under)	**Curtis Strange**, Lee Trevino, Michelob-Houston Open; **Howard Twitty**, Sammy Davis Jr.-Greater Hartford Open; **Jim Simons**, Sammy Davis Jr.-Greater Hartford Open
1979	265 (23-under)	**Andy Bean**, Atlanta Classic
1978	264 (24-under)	**Rod Funseth**, Sammy Davis Jr.-Greater Hartford Open
1977	264 (20-under)	**Hale Irwin**, Hall of Fame Tournament
1976	266 (18-under)	**Rik Massengale**, Sammy Davis Jr.-Greater Hartford Open
	268 (16-under)	**Bob Gilder**, Phoenix Open Invitational; **Al Geiberger**, Greater Greensboro Open
	269 (19-under)	**John Lister**, Ed McMahon-Jaycees Quad City Open; **Jack Nicklaus**, Tournament Players Championship
1975	260 (24-under)	**Johnny Miller**, Phoenix Open Invitational
	263 (25-under)	**Johnny Miller**, Dean Martin Tucson Open
1974	265 (23-under)	**Lee Trevino**, Greater New Orleans Open
1973	264 (20-under)	**Billy Casper**, Sammy Davis Jr.-Greater Hartford Open
	265 (23-under)	**Buddy Allin**, Florida Citrus Open
1972	267 (21-under)	**Jack Nicklaus**, Walt Disney World Open Invitational Open
1971	261 (23-under)	**Miller Barber,** Phoenix Open Invitational
1970	267 (17-under)	**Bob Murphy**, Greater Hartford Open
	267 (13-under)	**Dave Hill**, Danny Thomas Memphis Classic

Low 90

2016-17	N/A	
2015-16	N/A	
2014-15	N/A	
2013-14	N/A	
2013	N/A	
2012	N/A	
2011	333 (27-under)	**Bill Haas**, Bob Hope Classic; **Jhonattan Vegas**, Bob Hope Classic; **Gary Woodland**, Bob Hope Classic
2010	330 (30-under)	**Bill Haas**, Bob Hope Classic
2009	327 (33-under)	**Pat Perez**, Bob Hope Classic
2008	334 (26-under)	**D.J. Trahan**, Bob Hope Chrysler Classic
2007	343 (17-under)	**Charley Hoffman**, John Rollins, Bob Hope Chrysler Classic
2006	335 (25-under)	**Chad Campbell**, Bob Hope Chrysler Classic
2005	332 (28-under)	**Justin Leonard**, Bob Hope Chrysler Classic
	335 (25-under)	**Tim Clark**, **Joe Ogilvie**, Bob Hope Chrysler Classic
2004	330 (30-under)	**Phil Mickelson**, Bob Hope Chrysler Classic; **Skip Kendall**, Bob Hope Chrysler Classic
	331 (29-under)	**Jay Haas**, Bob Hope Chrysler Classic
2003	328 (31-under)	**Stuart Appleby**, Las Vegas Invitational; **Scott McCarron**, Las Vegas Invitational
	330 (30-under)	**Mike Weir**, Bob Hope Chrysler Classic
2002	330 (30-under)	**Phil Mickelson**, Bob Hope Chrysler Classic; **David Berganio, Jr.**, Bob Hope Chrysler Classic
2001	324 (36-under)	**Joe Durant**, Bob Hope Chrysler Classic
2000	331 (27-under)	**Jesper Parnevik**, Bob Hope Chrysler Classic
	332 (28-under)	**Billy Andrade**, Invensys Classic at Las Vegas
1999	331 (29-under)	**Jim Furyk**, Las Vegas Invitational
1998	332 (28-under)	**Fred Couples**, Bob Hope Chrysler Classic; **Bruce Lietzke**, Bob Hope Chrysler Classic
1997	327 (33-under)	**John Cook**, Bob Hope Chrysler Classic
1996	332 (27-under)	**Tiger Woods**, Las Vegas Invitational
1995	331 (28-under)	**Jim Furyk**, Las Vegas Invitational
1994	332 (27-under)	**Bruce Lietzke**, Las Vegas Invitational
1993	325 (35-under)	**Tom Kite**, Bob Hope Chrysler Classic
1992	336 (24-under)	**John Cook**, Bob Hope Chrysler Classic; **Gene Sauers**, Bob Hope Chrysler Classic; **Rick Fehr**, Bob Hope Chrysler Classic; **Mark O'Meara**, Bob Hope Chrysler Classic; **Tom Kite**, Bob Hope Chrysler Classic
1991	329 (31-under)	**Andrew Magee**, D.A. Weibring, Las Vegas Invitational
1990	334 (26-under)	**Bob Tway**, Las Vegas Invitational
1989	336 (24-under)	**Scott Hoch**, Las Vegas Invitational; **Robert Wrenn**, Las Vegas Invitational
1988	338 (22-under)	**Jay Haas**, Bob Hope Chrysler Classic
1987	341 (19-under)	**Corey Pavin**, Bob Hope Chrysler Classic
1986	333 (27-under)	**Greg Norman**, Panasonic Las Vegas Invitational
1985	333 (27-under)	**Lanny Wadkins**, Bob Hope Desert Classic
1984	340 (20-under)	**John Mahaffey**, Bob Hope Desert Classic; **Jim Simons**, Bob Hope Desert Classic
1983	335 (25-under)	**Keith Fergus**, Bob Hope Desert Classic; **Rex Caldwell**, Bob Hope Desert Classic
1982	335 (25-under)	**Ed Fiori**, Bob Hope Desert Classic
1981	335 (25-under)	**Bruce Lietzke**, Bob Hope Desert Classic
1980	343 (17-under)	**Craig Stadler**, Bob Hope Desert Classic
1979	343 (17-under)	**John Mahaffey**, Bob Hope Desert Classic
1978	339 (21-under)	**Bill Rogers**, Bob Hope Desert Classic
1977	337 (23-under)	**Rik Massengale**, Bob Hope Desert Classic
1976	344 (16-under)	**Johnny Miller**, Bob Hope Desert Classic
1975	339 (21-under)	**Johnny Miller**, Bob Hope Desert Classic
1974	341 (19-under)	**Hubert Green**, Bob Hope Desert Classic
1973	343 (17-under)	**Arnold Palmer**, Bob Hope Desert Classic
1972	344 (16-under)	**Bob Rosburg**, Bob Hope Desert Classic
1971	342 (18-under)	**Arnold Palmer**, Bob Hope Desert Classic
1970	339 (21-under)	**Bruce Devlin**, Bob Hope Desert Classic

Highest 72-Hole Winning Score

2016-17	279 (9-under)	**Sergio Garcia**, Masters Tournament
2015-16	283 (5-under)	**Danny Willett**, Masters Tournament
2014-15	281 (7-under)	**Alex Cejka,** Puerto Rico Open
2013-14	284 (4-under)	**Patrick Reed**, World Golf Championships-Cadillac Championship
2013	281 (1-over)	**Justin Rose**, U.S. Open
	281 (3-under)	**Phil Mickelson**, The Open Championship
2012	281 (1-over)	**Webb Simpson**, U.S. Open
2011	280 (8-under)	**Martin Laird**, Arnold Palmer Invitational
	280 (8-under)	**Brendan Steele**, Valero Texas Open
2010	284 (even)	**Graeme McDowell**, U.S. Open
2009	280 (8-under)	**Y.E. Yang**, PGA Championship
	278 (2-under)	**Stewart Cink**, The Open Championship
2008	283 (3-over)	**Padraig Harrington**, The Open Championship
	283 (1-under)	**Tiger Woods**, U.S. Open
	283 (5-under)	**Sergio Garcia**, THE PLAYERS Championship
2007	289 (1-over)	**Zach Johnson**, Masters Tournament
	285 (5-over)	**Angel Cabrera**, U.S. Open
2006	285 (5-over)	**Geoff Ogilvy**, U.S. Open
	284 (8-under)	**Stuart Appleby**, Mercedes Championships
2005	280 (even)	**Michael Campbell**, U.S. Open
	279 (9-under)	**Fred Funk**, THE PLAYERS Championship
	277 (7-under)	**Peter Lonard**, MCI Heritage
	276 (4-under)	**Phil Mickelson**, PGA Championship
2004	280 (8-under)	**Vijay Singh**, PGA Championship
	279 (9-under)	**Phil Mickelson**, Masters Tournament
	278 (10-under)	**Vaughn Taylor**, Reno-Tahoe Open; **John Daly**, Buick Invitational
	277 (11-under)	**Joey Sindelar**, Wachovia Championship
2003	283 (1-under)	**Ben Curtis**, The Open Championship
	281 (7-under)	**Mike Weir**, Masters Tournament
2002	280 (8-under)	**Craig Perks**, THE PLAYERS Championship
	278 (10-under)	**Rich Beem**, PGA Championship
2001	280 (8-under)	**Scott McCarron**, BellSouth Classic
	278 (10-under)	**Retief Goosen**, U.S. Open
2000	276 (8-under)	**David Duval**, Buick Classic; **Dennis Paulson**, Buick Classic
	278 (10-under)	**Hal Sutton**, THE PLAYERS Championship
1999	290 (6-over)	**Paul Lawrie**, The Open Championship
1998	280 (even)	**Lee Janzen**, U.S. Open
1997	276 (4-under)	**Ernie Els**, U.S. Open
	276 (12-under)	**Phil Blackmar**, Shell Houston Open

1996	280 (8-under)	**Paul Stankowski**, BellSouth Classic
	278 (2-under)	**Steve Jones**, U.S. Open
1995	280 (even)	**Corey Pavin**, U.S. Open; **Billy Mayfair**, TOUR Championship
	283 (5-under)	**Lee Janzen**, THE PLAYERS Championship
1994	281 (7-under)	**Johnny Miller**, AT&T Pebble Beach Pro-Am
	279 (5-under)	**Ernie Els**, U.S. Open
1993	281 (7-under)	**Mike Standly**, Freeport-McMoRan Classic; **Rocco Mediate**, Kmart Greater Greensboro Open
	280 (4-under)	**Vijay Singh**, Buick Classic
1992	285 (3-under)	**Tom Kite**, U.S. Open
1991	282 (6-under)	**Payne Stewart**, U.S. Open
	279 (1-under)	**Tom Purtzer**, World Series of Golf
	279 (5-under)	**Craig Stadler**, TOUR Championship
	279 (9-under)	**Steve Pate**, The Honda Classic
1990	282 (6-under)	**John Huston**, The Honda Classic; **Steve Elkington**, Kmart Greater Greensboro Open; **Wayne Grady**, PGA Championship
1989	283 (5-under)	**Nick Faldo**, Masters Tournament
	278 (2-under)	**Curtis Strange**, U.S. Open
1988	281 (7-under)	**Sandy Lyle**, Masters Tournament
1987	287 (1-under)	**Larry Nelson**, PGA Championship
1986	287 (1-under)	**Kenny Knox**, The Honda Classic
	279 (1-under)	**Raymond Floyd**, U.S. Open
1985	285 (3-under)	**Joey Sindelar**, Greater Greensboro Open
	279 (1-under)	**Andy North**, U.S. Open
1984	276 (4-under)	**Fuzzy Zoeller**, U.S. Open
	280 (8-under)	**Bruce Lietzke**, The Honda Classic; **Jack Nicklaus**, Memorial Tournament; **Greg Norman**, Kemper Open; **Tom Watson**, Western Open
1983	287 (1-under)	**Fred Couples**, Kemper Open
1982	278 (2-under)	**Craig Stadler**, World Series of Golf
	285 (3-under)	**Danny Edwards**, Greater Greensboro Open
1981	281 (1-over)	**Bruce Lietzke**, Byron Nelson Golf Classic
1980	280 (4-under)	**Doug Tewell**, Sea Pines Heritage Classic
1979	284 (even)	**Hale Irwin**, U.S. Open
1978	289 (1-over)	**Jack Nicklaus**, Tournament Players Championship
1977	289 (1-over)	**Mark Hayes**, Tournament Players Championship
1976	288 (4-over)	**Al Geiberger**, Western Open
	288 (even)	**Roger Maltbie**, Memorial Tournament
	281 (1-over)	**Dave Stockton**, PGA Championship
1975	287 (3-over)	**Lou Graham**, U.S. Open
1974	287 (7-over)	**Hale Irwin**, U.S. Open
	287 (3-over)	**Tom Watson**, Western Open
1973	283 (5-under)	**Tommy Aaron**, Masters Tournament; **Dave Hill**, Danny Thomas Memphis Classic
	277 (3-under)	**Lanny Wadkins**, Byron Nelson Golf Classic
1972	290 (2-over)	**Jack Nicklaus**, U.S. Open
1971	283 (3-over)	**Gene Littler**, Colonial National Invitational
1970	282 (2-over)	**Gibby Gilbert**, Houston Champions International

Largest Winning Margin

2016-17	7 strokes	**Hideki Matsuyama**, World Golf Championships-HSBC Champions
		Justin Thomas, Sony Open in Hawaii
2015-16	8 strokes	**Jordan Spieth**, Hyundai Tournament of Champions
2014-15	9 strokes	**Jimmy Walker,** Sony Open in Hawaii
2013-14	8 strokes	**Martin Kaymer**, U.S. Open
2013	7 strokes	**Tiger Woods**, World Golf Championships-Bridgestone Invitational
2012	8 strokes	**Rory McIlroy**, PGA Championship
2011	8 strokes	**Rory McIlroy**, U.S. Open
2010	7 strokes	**Louis Oosthuizen**, The Open Championship
2009	10 strokes	**Brian Gay**, Verizon Heritage
2008	8 strokes	**Tiger Woods**, Buick Invitational
2007	8 strokes	**Tiger Woods**, World Golf Championships-Bridgestone Invitational; **Tiger Woods**, TOUR Championship
2006	13 strokes	**Phil Mickelson**, BellSouth Classic
2005	7 strokes	**Kenny Perry**, Bank of America Colonial
2004	6 strokes	**Chad Campbell**, Bay Hill Invitational
2003	11 strokes	**Tiger Woods**, Bay Hill Invitational
2002	7 strokes	**K.J. Choi**, Tampa Bay Classic
2001	8 strokes	**Mark Calcavecchia**, Phoenix Open
2000	15 strokes	**Tiger Woods**, U.S. Open
1999	9 strokes	**David Duval**, Mercedes Championships
1998	7 strokes	**John Huston**, United Airlines Hawaiian Open; **Davis Love III**, MCI Classic
1997	12 strokes	**Tiger Woods**, Masters Tournament
1996	8 strokes	**Ernie Els**, Buick Classic; **Steve Stricker**, Motorola Western Open
1995	6 strokes	**Duffy Waldorf**, La Cantera Texas Open
1994	6 strokes	**Nick Price**, PGA Championship
1993	8 strokes	**Davis Love III**, Las Vegas Invitational
1992	9 strokes	**Fred Couples**, Nestle Invitational
1991	4 strokes	**Lanny Wadkins**, United Hawaiian Open; **Paul Azinger**, AT&T Pebble Beach National Pro-Am
1990	12 strokes	**Jose Maria Olazabal**, World Series Of Golf
1989	7 strokes	**Mark Calcavecchia**, Phoenix Open Invitational; **Donnie Hammond**, Texas Open
1988	8 strokes	**Corey Pavin**, Texas Open
1987	7 strokes	**Tom Kite**, Kemper Open; **Robert Wrenn**, Buick Open; **Ken Brown**, Southern Open
1986	7 strokes	**Doug Tewell**, Glen Campbell Los Angeles Open; **Greg Norman**, Panasonic Las Vegas Invitational
1985	7 strokes	**Lanny Wadkins**, Glen Campbell Los Angeles Open
1984	6 strokes	**George Archer**, Bank of Boston Classic; **Hubert Green**, Southern Open
1983	5 strokes	**Gary Koch,** Doral-Eastern Open; **Lanny Wadkins**, Greater Greensboro Open; **David Graham**, Houston Coca-Cola Open; **Jim Colbert,** Texas Open
1982	7 strokes	**Craig Stadler**, Kemper Open; **Calvin Peete**, B.C. Open; **Calvin Peete**, Pensacola Open
1981	7 strokes	**Andy Bean**, Bay Hill Classic
1980	7 strokes	**Larry Nelson**, Atlanta Classic; **Jack Nicklaus**, PGA Championship
1979	8 strokes	**Andy Bean**, Atlanta Classic
1978	5 strokes	**Andy Bean**, Kemper Open; **Tom Kite**, B.C. Open
1977	7 strokes	**Jerry Pate**, Southern Open; **Rik Massengale**, Bob Hope Desert Classic
1976	8 strokes	**Raymond Floyd**, Masters Tournament
1975	14 strokes	**Johnny Miller**, Phoenix Open Invitational
1974	8 strokes	**Lee Trevino**, Greater New Orleans Open; **Johnny Miller**, Kaiser International
1973	8 strokes	**Buddy Allin**, Florida Citrus Open
1972	9 strokes	**Jack Nicklaus**, Walt Disney World Open Invitational
1971	8 strokes	**Jack Nicklaus**, Tournament of Champions
1970	7 strokes	**Frank Beard**, Tournament of Champions; **Tony Jacklin**, U.S. Open

Low Start by a Winner

2016-17	59 (11-under)	Justin Thomas, Sony Open in Hawaii
2015-16	63 (9-under)	**Jason Day**, THE PLAYERS Championship
	63 (7-under)	**Sergio Garcia**, AT&T Byron Nelson
2014-15	61 (10-under)	**Jason Day,** BMW Championship
2013-14	63 (9-under)	**Ryan Moore**, CIMB Classic; Patrick Reed, Humana Challenge; **Martin Kaymer**, THE PLAYERS Championship
	63 (8-under)	**Brian Harman**, John Deere Classic
	63 (7-under)	**Ben Crane**, FedEx St. Jude Classic; **Camilo Villegas**, Wyndham Championship
2013	60 (11-under)	**Phil Mickelson**, Waste Management Phoenix Open
2012	61 (10-under)	**Ryan Moore**, Justin Timberlake Shriners Hospitals for Children Open
2011	62 (8-under)	**David Toms**, Crowne Plaza Invitational at Colonial
	62 (8-under)	**Adam Scott**, World Golf Championships-Bridgestone Invitational
2010	60 (11-under)	**Steve Stricker**, John Deere Classic
2009	61 (11-under)	**Pat Perez**, The 50th Bob Hope Classic
	61 (9-under)	**Kenny Perry**, Travelers Championship
2008	62 (10-under)	**Marc Turnesa**, Justin Timberlake Shriners Hospitals for Children Open
	63 (9-under)	**Johnson Wagner,** Shell Houston Open
	63 (7-under)	**Richard S. Johnson**, U.S. Bank Championship in Milwaukee
2007	62 (8-under)	**Fred Funk**, Mayakoba Golf Classic; **Hunter Mahan**, Travelers Championship
	63 (9-under)	**Steve Flesch**, Reno-Tahoe Open
2006	61 (9-under)	**Corey Pavin**, U.S. Bank Championship
	62 (9-under)	**Ben Curtis**, Booz Allen Classic
2005	62 (10-under)	**Phil Mickelson**, AT&T Pebble Beach National Pro-Am
	62 (9-under)	**Peter Lonard**, MCI Heritage

	62 (8-under)	**Justin Leonard**, FedEx St. Jude Classic; **Ben Crane**, U.S. Bank Championship; **Robert Gamez**, Valero Texas Open; **Bart Bryant**, TOUR Championship
2004	63 (9-under)	**Vijay Singh**, Buick Open
	63 (7-under)	**Stewart Cink**, World Golf Championships-NEC Invitational
	64 (8-under)	**Vijay Singh**, 84 LUMBER Classic
2003	62 (10-under)	**Stuart Appleby**, Las Vegas Invitational
2002	63 (8-under)	**K.J. Choi**, Tampa Bay Classic
2001	61 (10-under)	**Bob Estes**, FedEx St. Jude Classic
2000	63 (8-under)	**Tom Lehman**, Phoenix Open
	63 (7-under)	**Paul Azinger**, Sony Open in Hawaii
1999	65 (7-under)	**Jesper Parnevik**, Greater Greensboro Chrysler Classic
	65 (6-under)	**Carlos Franco**, Greater Milwaukee Open
1998	63 (9-under)	**John Huston**, United Airlines Hawaiian Open
1997	62 (10-under)	**Steve Jones**, Phoenix Open Invitational
1996	62 (10-under)	**Tim Herron**, The Honda Classic
1995	63 (9-under)	**Kenny Perry**, Bob Hope Chrysler Classic; **Woody Austin**, Buick Open
1994	62 (9-under)	**Bob Estes**, Texas Open
1993	63 (9-under)	**Howard Twitty**, United Airlines Hawaiian Open
	63 (8-under)	**Jim Gallagher, Jr.**, TOUR Championship
1992	62 (8-under)	**David Frost**, Hardee's Golf Classic
1991	63 (9-under)	**Mark Brooks**, Greater Milwaukee Open
1990	61 (9-under)	**Jose Maria Olazabal**, NEC World Series of Golf
1989	64 (8-under)	**Greg Norman**, Greater Milwaukee Open
1988	62 (10-under)	**Bob Lohr**, Walt Disney World/Oldsmobile Classic
1987	64 (8-under)	**Mike Reid**, Seiko Tucson Open
1986	64 (7-under)	**Hal Sutton**, Phoenix Open Invitational
1985	63 (8-under)	**Lanny Wadkins**, Glen Campbell Los Angeles Open
	64 (8-under)	**Tom Kite**, Tournament of Champions
1984	64 (6-under)	**Peter Jacobsen**, Colonial National Invitational
1983	63 (9-under)	**Fuzzy Zoeller,** Panasonic Las Vegas Pro-Celebrity Classic
1982	63 (8-under)	**Tim Norris**, Sammy Davis Jr-Greater Hartford Open
	63 (7-under)	**Jay Haas**, Texas Open
1981	65 (7-under)	**Bruce Lietzke**, Bob Hope Desert Classic
	65 (6-under)	**Hale Irwin**, Buick Open; **David Graham**, Phoenix Open Invitational; **Morris Hatalsky**, Hall of Fame Tournament
1980	63 (7-under))	**Bruce Lietzke**, Colonial National Invitational; **Jack Nicklaus**, U.S. Open; **Scott Hoch**, Quad Cities Open
	65 (7-under)	**Tom Watson**, Tournament of Champions
	66 (7-under	**Jim Colbert**, Joe Garagiola Tucson Open
1979	61 (11-under)	**Jerry McGee**, Kemper Open
1978	63 (9-under)	**Tom Watson**, Joe Garagiola Tucson Open
1977	64 (8-under)	**Rik Massengale**, Bob Hope Desert Classic
	64 (6-under)	**Jerry Pate**, Southern Open
	65 (6-under)	**Graham Marsh**, Sea Pines Heritage Open; **Hale Irwin**, Hall of Fame Tournament
	66 (6-under)	**Tom Watson**, Bing Crosby National Pro-Am, Andy Williams San Diego Open
1976	63 (8-under)	**David Graham**, American Express Westchester Classic
1975	64 (8-under)	**Johnny Miller**, Bob Hope Desert Classic
1974	62 (10-under)	**Johnny Miller**, Dean Martin Tucson Open
1973	64 (8-under)	**Lee Trevino**, Doral-Eastern Open
1972	64 (7-under)	**Dave Hill**, Monsanto Open
	65 (7-under)	**Grier Jones**, Hawaiian Open
1971	64 (8-under)	**Arnold Palmer**, Westchester Classic
	64 (7-under)	**Dave Eichelberger**, Greater Milwaukee Open
1970	63 (7-under)	**Dave Hill**, Danny Thomas Memphis Classic

High Start by a Winner

2016-17	73 (2-over)	**Justin Thomas**, PGA Championship
	73 (1-over)	**Cody Gribble**, Sanderson Farms Championship
2015-16	73 (1-over)	**Brandt Snedeker**, Farmers Insurance Open
	73 (1-over)	**Jhonattan Vegas**, RBC Canadian Open
2014-15	73 (1-over)	**Jason Day**, Farmers Insurance Open
2013-14	74 (3-over)	**Justin Rose**, Quicken Loans National
2013	73 (2-over)	**Kevin Streelman**, Tampa Bay Championship
2012	72 (2-over)	**Webb Simpson**, U.S. Open
	72 (1-over)	**Bill Haas**, Northern Trust Open
	72 (1-over)	**Tiger Woods**, AT&T National
2011	72 (even)	**Scott Piercy**, Reno-Tahoe Open
	71 (1-over)	**Rory Sabbatini**, The Honda Classic
	71 (1-over)	**Harrison Frazar**, FedEx St. Jude Classic
	71 (1-over)	**Keegan Bradley**, PGA Championship
	71 (1-under)	**Bubba Watson**, Farmers Insurance Open
	71 (even)	**Bryce Molder**, Frys.com Open
2010	73 (1-over)	**Bill Lunde**, Turning Stone Championship
2009	73 (3-over)	**Phil Mickelson**, TOUR Championship
	73 (1-over)	**Y.E. Yang**, PGA Championship
2008	74 (4-over)	**Padraig Harrington**, The Open Championship
2007	75 (4-over)	**Mark Calcavecchia**, PODS Championship
2006	72 (2-over)	**Jeff Maggert**, FedEx St. Jude Classic
	72 (even)	**Luke Donald**, The Honda Classic
2005	74 (2-over)	**Phil Mickelson**, BellSouth Classic
		Tiger Woods, Masters Tournament
	74 (1-over)	**Stuart Appleby**, Mercedes Championships
2004	74 (2-over)	**Vijay Singh**, Shell Houston Open
2003	73 (1-over)	**Ben Crane**, BellSouth Classic
2002	73 (even)	**Sergio Garcia**, Mercedes Championships
	73 (2-over)	**Dan Forsman**, SEI Pennsylvania Classic
2001	73 (2-over)	**Robert Allenby,** Nissan Open
		Mike Weir, TOUR Championship
2000	72 (even)	**Vijay Singh**, Masters Tournament
		Tiger Woods, Bell Canadian Open
1999	73 (2-over)	**Paul Lawrie**, The Open Championship
1998	74 (2-over)	**Mark O'Meara**, Masters Tournament
1997	75 (3-over)	**Jeff Sluma**n, Tucson Chrysler Classic
1996	75 (3-over)	**Mark O'Meara**, Greater Greensboro Chrysler Classic
1995	73 (3-over)	**Greg Norman,** NEC World Series of Golf
	73 (1-over)	**Payne Stewart**, Shell Houston Open
		Billy Mayfair, Motorola Western Open
1994	74 (2-over)	**Jose Maria Olazabal**, Masters Tournament
1993	75 (3-over)	**Phil Mickelson**, Buick Invitational
1992	73 (1-over)	**Greg Norman**, Canadian Open
1991	73 (1-over)	**Ian Woosnam**, USF&G Classic
1990	72 (even)	**David Ishii**, Hawaiian Open
1989	76 (4-over)	**Steve Jones**, Bob Hope Chrysler Classic
		Mike Sullivan, Independent Insurance Agent Open
1988	73 (1-over)	**Curtis Strange**, Memorial Tournament
1987	75 (3-over)	**Lanny Wadkins**, Doral-Ryder Open
1986	75 (5-over)	**Raymond Floyd**, U.S. Open
1985	72 (even)	**Bernhard Langer**, Masters Tournament
		Bill Glasson, Kemper Open
1984	73 (1-over)	**Greg Norman**, Canadian Open
1983	75 (4-over)	**Larry Nelson**, U.S. Open
1982	75 (3-over)	**Craig Stadler**, Masters Tournament
1981	74 (2-over)	**Ed Fiori**, Western Open
1980	74 (2-over)	**Raymond Floyd**, Doral-Eastern Open Invitational
1979	76 (4-over)	**Fuzzy Zoeller**, Andy Williams-San Diego Open
1978	76 (4-over)	**Bruce Lietzke**, Canadian Open
1977	72 (even)	**Mark Hayes**, Tournament Players Championship
		Jack Nicklaus, Memorial Tournament
		Al Geiberger, Danny Thomas Memphis Open
1976	75 (3-over)	**Ben Crenshaw**, Bing Crosby National Pro-Am
1975	74 (3-over)	**Lou Graham**, U.S. Open
1974	73 (3-over)	**Hale Irwin**, U.S. Open
		Lee Trevino, PGA Championship
1973	73 (2-over)	**Rod Funseth**, Glen Campbell Los Angeles Open
1972	73 (1-over)	**Gary Player**, Greater New Orleans Open
1971	75 (4-over)	**Buddy Allin**, Greater Greensboro Open
1970	76 (4-over)	**Pete Brown**, Andy Williams-San Diego Open

Low Finish by a Winner

2016-17	61 (9-under)	**Hideki Matsuyama**, World Golf Championships-Bridgestone Invitational
2015-16	61 (10-under)	**Smylie Kaufman**, Shriners Hospitals for Children Open
2014-15	62 (8-under)	**Jason Day,** The Barclays
2013-14	63 (7-under)	**Jimmy Walker**, Sony Open in Hawaii; **Camilo Villegas**, Wyndham Championship
2013	63 (10-under)	**Dustin Johnson**, Hyundai Tournament of Champions
	63 (9-under)	**Brian Gay**, Humana Challenge
	63 (9-under)	**Martin Laird**, Valero Texas Open
	63 (7-under)	**Russell Henley**, Sony Open in Hawaii
2012	60 (10-under)	**Tommy Gainey**, The McGladrey Classic
2011	63 (7-under)	**Ben Crane**, The McGladrey Classic
2010	59 (11-under)	**Stuart Appleby**, The Greenbrier Classic
2009	63 (7-under)	**Kenny Perry**, Travelers Championship

2008	63 (8-under)	**Vijay Singh**, Deutsche Bank Championship
	63 (7-under)	**Cameron Beckman**, Frys.com Open
2007	62 (8-under)	**Woody Austin**, Stanford St. Jude Championship
2006	63 (9-under)	**Kirk Triplett**, Chrysler Classic of Tucson
	63 (8-under)	**Tiger Woods**, Deutsche Bank Championship
2005	61 (9-under)	**Brad Faxon**, Buick Championship
	63 (9-under)	**Padraig Harrington**, The Honda Classic
2004	62 (10-under)	**Ryan Palmer**, FUNAI Classic at Walt Disney World Resort
2003	62 (10-under)	**J.L. Lewis**, 84 Lumber Classic of Pennsylvania
2002	62 (10-under)	**Phil Tataurangi**, Invensys Classic at Las Vegas
2001	63 (9-under)	**Davis Love III**, AT&T Pebble Beach National Pro-Am; **Bob Estes**, Invensys Classic at Las Vegas
	63 (7-under)	**Sergio Garcia**, MasterCard Colonial
2000	62 (10-under)	**Duffy Waldorf**, National Car Rental Golf Classic
1999	59 (13-under)	**David Duval**, Bob Hope Chrysler Classic
1998	64 (8-under)	**Scott Simpson**, Buick Invitational; **David Duval**, Shell Houston Open
1997	63 (9-under)	**John Cook**, Bob Hope Chrysler Classic
1996	63 (8-under)	**Fred Funk**, B.C. Open
	64 (8-under)	**Davis Love III**, Buick Invitational; **Fred Couples**, THE PLAYERS Championship; **Tiger Woods**, Las Vegas Invitational
1995	61 (10-under)	**Hal Sutton**, B.C. Open
1994	64 (7-under)	**Bill Glasson**, Phoenix Open Invitational
	65 (7-under)	**Bruce Lietzke**, Las Vegas Invitational
	64 (6-under)	**Nick Price**, Southwestern Bell Colonial
1993	62 (10-under)	**Tom Kite**, Bob Hope Chrysler Classic
	62 (8-under)	**Fulton Allem**, World Series of Golf
1992	62 (10-over)	**Davis Love III**, Kmart Greater Greensboro Open; **John Huston**, Walt Disney World/Oldsmobile Classic
1991	64 (8-under)	**Mark Brooks**, Kmart Greater Greensboro Open; **Mark O'Meara**, Walt Disney World/Oldsmobile Classic
	64 (7-under)	**Bruce Fleisher**, New England Classic
	64 (6-under)	**Tom Purtzer**, Southwestern Bell Colonial; **D.A. Weibring**, Hardee's Golf Classic
	64 (6-under)	**Dillard Pruitt**, Chattanooga Classic
1990	62 (10-under)	**Greg Norman**, Doral-Ryder Open
1989	63 (9-under)	**Bill Britton**, Beatrice Western Open
1988	64 (8-under)	**Tom Purtzer**, Southwest; **Chip Beck**, USF&G Classic
1987	63 (9-under)	**Larry Nelson**, Walt Disney World/Oldsmobile Classic
1986	62 (9-under)	**Mac O'Grady**, Canon Sammy Davis Jr.-Greater Hartford Open
1985	63 (9-under)	**Lanny Wadkins**, Walt Disney World/Oldsmobile Classic
1984	63 (8-under)	**Gary Koch**, Bay Hill Classic; **Ronnie Black**, Anheuser-Busch Golf Classic
1983	63 (9-under)	**Calvin Peete**, Georgia-Pacific Atlanta Golf Classic
1982	63 (7-under)	**Payne Stewart**, Miller High-Life Quad Cities Open
	65 (7-under)	**Lanny Wadkins**, Buick Open
1981	62 (9-under)	**Ron Streck**, Michelob Houston Open
1980	65 (5-under)	**Lee Trevino**, San Antonio Texas Open; **Tom Watson**, World Series of Golf
	66 (6-under)	**Andy Bean**, Hawaiian Open; **Raymond Floyd**, Doral-Eastern Open Invitational; **Bill Kratzert**, Greater Milwaukee Open
1979	64 (7-under)	**Lou Graham**, IVB-Philadelphia Golf Classic
	65 (5-under)	**Calvin Peete**, Greater Milwaukee Open
1978	62 (8-under)	**Ron Streck**, San Antonio Texas Open
1977	64 (6-under)	**Mike Hill**, Ohio Kings Island Open
	65 (7-under)	**Miller Barber**, Anheuser-Busch Golf Classic
1976	63 (9-under)	**Johnny Miller**, Bob Hope Desert Classic
	63 (7-under)	**Jerry Pate**, Canadian Open
	65 (7-under)	**Jack Nicklaus**, Tournament Players Championship
1975	61 (11-under)	**Johnny Miller**, Dean Martin Tucson Open
1974	64 (7-under)	**Dave Stockton**, Quad Cities Open
	65 (7-under)	**Hubert Green**, Bob Hope Desert Classic; **Lee Trevino**, Greater New Orleans Open; **Dave Hill**, Houston Open
1973	63 (8-under)	**Johnny Miller**, U.S. Open
1972	64 (8-under)	**Grier Jones**, Hawaiian Open; **Jack Nicklaus**, Walt Disney World Open Invitational
1971	65 (7-under)	**George Archer**, Andy Williams-San Diego Open
	65 (6-under)	**Miller Barber**, Phoenix Open Invitational; **Bobby Mitchell**, Cleveland Open Invitational
1970	63 (8-under)	**George Knudson**, Robinson Open Golf Classic

High Finish by a Winner

2016-17	71 (1-over)	**Rickie Fowler**, The Honda Classic
	71 (even-par)	**Dustin Johnson**, Genesis Open
	71 (even-par)	**Adam Hadwin**, Valspar Championship
2015-16	70 (even-par)	**Adam Scott**, The Honda Classic
2014-15	73 (1-over)	**Sangmoon Bae,** Frys.com Open
2013-14	76 (4-over)	**Steven Bowditch**, Valero Texas Open
2013	72 (even-par)	**Tiger Woods**, Farmers Insurance Open
2012	72 (2-over)	**Zach Johnson**, Crowne Plaza Invitational at Colonial
	72 (even)	**Ben Curtis**, Valero Texas Open
2011	75 (3-over)	**Martin Laird**, Arnold Palmer Invitational
2010	74 (3-over)	**Graeme McDowell**, U.S. Open
	74 (2-over)	**Dustin Johnson**, AT&T Pebble Beach National Pro-Am
	73 (2-over)	**Rocco Mediate**, Frys.com Open
	72 (2-over)	**Jason Day**, HP Byron Nelson Championship
2009	73 (3-over)	**Lucas Glover**, U.S. Open
2008	75 (3-over)	**Trevor Immelman**, Masters Tournament
2007	73 (1-over)	**Tiger Woods**, World Golf Championships-CA Championship; **Steve Flesch**, Turning Stone Resort Championship
	72 (even)	**Steve Flesch**, Reno-Tahoe Open
	71 (1-over)	**Fred Funk**, Mayakoba Golf Classic; **Mark Wilson**, The Honda Classic; **Charley Hoffman**, Bob Hope Chrysler Classic
	71 (2-over)	**Daniel Chopra**, Ginn sur Mer Classic
2006	72 (2-over)	**Geoff Ogilvy**, U.S. Open
	72 (1-over)	**Rory Sabbatini**, Nissan Open
	72 (even)	**Arron Oberholser**, AT&T Pebble Beach National Pro-Am; **Tiger Woods**, Buick Invitational; **Rod Pampling**, Bay Hill Invitational
2005	75 (4-over)	**Peter Lonard**, MCI Heritage
2004	76 (4-over)	**Vijay Singh**, PGA Championship
2003	73 (1-over)	**David Toms**, Wachovia Championship
	72 (2-over)	**Tiger Woods**, World Golf Championships-American Express Championship
	72 (1-over)	**Jim Furyk**, U.S. Open
2002	73 (2-over)	**Justin Leonard**, WORLDCOM CLASSIC
2001	73 (1-over)	**Scott McCarron**, BellSouth Classic
2000	72 (even)	**Robert Allenby**, Shell Houston Open
1999	73 (1-over)	**David Duval**, THE PLAYERS Championship; **Tiger Woods**, National Car Rental Golf Classic at Walt Disney World Resort
1998	73 (1-over)	**David Duval**, Tucson Chrysler Classic; **Ernie Els**, Bay Hill Invitational
1997	71 (1-under)	**Mark O'Meara**, Buick Invitational; **Stuart Appleby**, The Honda Classic
	69 (1-under)	**Ernie Els**, U.S. Open; **Steve Jones**, Bell Canadian Open
1996	72 (even)	**David Ogrin**, La Cantera Texas Open
	71 (even)	**Guy Boros**, Greater Vancouver Open
	70 (even)	**Phil Mickelson**, NEC World Series of Golf
1995	73 (3-over)	**Billy Mayfair**, TOUR Championship
	73 (2-over)	**Fred Funk**, Ideon Classic at Pleasant Valley
1994	74 (2-over)	**Johnny Miller**, AT&T Pebble Beach National Pro-Am
1993	71 (1-over)	**Scott Simpson**, GTE Byron Nelson Golf Classic
	71 (1-under)	**Brett Ogle**, AT&T Pebble Beach National Pro-Am
1992	72 (even)	**Steve Elkington**, Tournament of Champions; **Tom Kite**, U.S. Open; **David Frost**, Hardee's Golf Classic
1991	75 (3-over)	**Steve Pate**, The Honda Classic
1990	72 (even)	**Mark O'Meara**, AT&T Pebble Beach National Pro-Am; **David Ishii**, Hawaiian Open; **Dan Forsman**, Shearson Lehman
	71 (even)	**Payne Stewart**, MCI Heritage Classic
1989	72 (1-over)	**Wayne Grady**, Manufacturers Hanover Westchester Classic
	72 (even)	**Bill Glasson**, Doral-Ryder Open
	70 (even)	**Curtis Strange**, U.S. Open
1988	74 (2-over)	**Steve Jones**, AT&T Pebble Beach National Pro-Am; **Curtis Strange**, Nabisco Championship
1987	72 (1-over)	**Paul Azinger**, Canon Sammy Davis Jr.-Hartford Open
	71 (1-over)	**Curtis Strange**, World Series of Golf
	72 (even)	**Larry Nelson**, PGA Championship
1986	71 (1-over)	**Dan Pohl**, World Series of Golf
	71 (even)	**Hal Sutton**, Phoenix Open Invitational
	71 (1-under)	**John Mahaffey**, Tournament Players Championship; **Bob Murphy**, Canadian Open
1985	74 (2-over)	**Curtis Strange**, The Honda Classic; **Scott Verplank**, Western Open
	74 (4-over)	**Andy North**, U.S. Open
1984	73 (1-over)	**Greg Norman**, Kemper Open

1983	77 (5-over)	**Fred Couples**, Kemper Open
1982	75 (3-over)	**Danny Edwards**, Greater Greensboro Open
1981	75 (3-over)	**Larry Nelson**, Greater Greensboro Open
1980	74 (3-over)	**Dave Eichelberger**, Bay Hill Classic
1979	77 5-over)	**Lon Hinkle**, Bing Crosby National Pro-Am
1978	75 (3-over)	**Jack Nicklaus**, Tournament Players Championship
1977	74 (2-over)	**Gene Littler**, Houston Open; **Lee Trevino**, Canadian Open
	73 (2-over)	**Jerry Pate**, Phoenix Open Invitational
1976	76 (4-over)	**Roger Maltbie**, Memorial Tournament
1975	73 (2-over)	**Lou Graham**, U.S. Open
	73 (1-over)	**Gene Littler**, Bing Crosby National Pro-Am
	72 (1-over)	**Tom Jenkins**, IVB-Philadelphia Golf Classic
	71 (1-over)	**Jack Nicklaus**, PGA Championship
1974	73 (3-over)	**Hale Irwin**, U.S. Open
	73 (1-over)	**Allen Miller**, Tallahassee Open
1973	75 (4-over)	**Homero Blancas**, Monsanto Open
1972	74 (2-over)	**Jack Nicklaus**, Masters Tournament; **Jack Nicklaus**, U.S. Open; **Gary Player**, PGA Championship
	73 (3-over)	**Jerry Heard**, Colonial National Invitational
1971	74 (4-over)	**Jerry Heard**, American Golf Classic
1970	72 (1-over)	**Billy Casper**, Los Angeles Open
	72 (even)	**Bob Stone**, Florida Citrus Open; **Ken Still**, Kaiser International Open Invitational

Largest 18-Hole Lead

2016-17	4 strokes	**Charley Hoffman**, Masters Tournament
2015-16	3 strokes	**Scott Piercy**, CIMB Classic **Camilo Villegas**, Northern Trust Open **William McGirt**, World Golf Championships-Bridgestone Invitational **Phil Mickelson**, The Open Championship
2014-15	4 strokes	**J.B. Holmes,** World Golf Championships-Cadillac Championship **Jason Day,** BMW Championship
2013-14	3 strokes	**Adam Scott**, Arnold Palmer Invitational; **Rory McIlroy**, the Memorial Tournament; **Martin Kaymer**, U.S. Open
2013	4 strokes	**Phil Mickelson**, Waste Management Phoenix Open
2012	3 strokes	**Padraig Harrington**, Transitions Championship; **Matt Every**, Valero Texas Open; **Michael Thompson**, U.S. Open; **Troy Matteson**, John Deere Classic; **Nick O'Hern**, Frys.com Open
2011	3 strokes	**Spencer Levin**, Arnold Palmer Invitational; **Rory McIlroy**, U.S. Open
2010	3 strokes	**Chris Stroud**, Children's Miracle Network Classic
2009	3 strokes	**Camilo Villegas**, Buick Invitational; **Luke Donald**, Memorial Tournament
2008	4 strokes	**Hunter Mahan**, The Barclays; **Anthony Kim**, TOUR Championship
2007	4 strokes	**Jesper Parnevik**, Valero Texas Open
2006	4 strokes	**Justin Rose**, FUNAI Classic at Walt Disney World Resort
2005	3 strokes	**Phil Mickelson**, AT&T Pebble Beach National Pro-Am; **Chad Campbell**, Honda Classic; **Jim Furyk**, Barclays Classic; **Colin Montgomerie**, World Golf Championships-American Express Championship
2004	3 strokes	**Charles Howell III**, Booz Allen Classic; **Corey Pavin**, Buick Championship; **Ted Purdy**, Valero Texas Open; **Vijay Singh**, 84 LUMBER Classic
2003	3 strokes	**Fred Funk**, Nissan Open; **Darren Clarke**, Masters Tournament; **Briny Baird**, Buick Classic
2002	3 strokes	**Mike Weir**, Mercedes Championships
2001	3 strokes	**Paul Stankowski**, Compaq Classic of New Orleans; **Bob Estes**, FedEx St. Jude Classic
2000	3 strokes	**Harrison Frazar**, Memorial Tournament; **Nick Price**, Advil Western Open; **Esteban Toledo**, B.C. Open; **Jeff Maggert**, Buick Challenge
1999	2 strokes	**Tommy Tolles**, Sony Open in Hawaii; **Ben Bates**, Greater Milwaukee Open; **Sergio Garcia**, PGA Championship; **Robert Friend**, Buick Challenge
1998	3 strokes	**Loren Roberts**, Greater Milwaukee Open
1997	4 strokes	**Sonny Skinner**, Buick Open
1996	2 strokes	**Tim Herron**, The Honda Classic; **Nolan Henke**, Greater Milwaukee Open; **Scott Dunlap**, Bell Canadian Open
1995	2 strokes	**John Huston**, Mercedes Championships; **Duffy Waldorf**, Phoenix Open; **Mark Brooks**, Nestle Invitational; **Woody Austin**, Buick Open
1994	4 strokes	**Jose Maria Olazabal**, Freeport-McMoRan Classic
1993	5 strokes	**Jim Gallagher, Jr.**, TOUR Championship
1992	3 strokes	**Billy Ray Brown**, THE PLAYERS Championship
1991	3 strokes	**Lanny Wadkins**, Tournament of Champions; **Scott Hoch**, Buick Open
1990	4 strokes	**Fred Couples**, Memorial Tournament; **Jose Maria Olazabal**, World Series of Golf
1989	4 strokes	**Bob Tway**, Walt Disney World/Oldsmobile Classic
1988	3 strokes	**Davis Love III**, Phoenix Open Invitational; **Jeff Sluman**, Southern Open
1987	4 strokes	**Mike Sullivan**, The Honda Classic
1986	3 strokes	**Fred Couples**, Kemper Open
1985	4 strokes	**Tom Kite**, Tournament of Champions
1984	3 strokes	**David Graham**, Tournament of Champions; **Ralph Landrum**, Pensacola Open
1983	4 strokes	**George Burns**, Kemper Open
1982	4 strokes	**Terry Mauney**, Glen Campbell Los Angeles Open; **Larry Rinker**, Tallahassee Open
1981	3 strokes	**Calvin Peete**, B.C. Open
1980	2 strokes	**Dan Pohl**, Bay Hill Classic; **Jerry Pate**, Sea Pines Heritage Classic; **Tom Purtzer**, Greater Greensboro Open; **Bob Murphy**,Tallahassee Open; **Tom Watson**, Byron Nelson Golf Classic; **Tom Watson**, World Series of Golf; **Bruce Lietzke**, Colonial National Invitational; **Bob Shearer**, Atlanta Classic; **Scott Hoch**, Quad Cities Open; **Jim Simons**, Sammy Davis Jr.-Greater Hartford Open; **Barry Jaeckel**, Hall of Fame; Tournament
1979	4 strokes	**Mark Lye**, Atlanta Classic; **Dana Quigley**, Hall of Fame Tournament
1978	3 strokes	**Tom Watson**, Joe Garagiola Tucson Open; **Tom Watson**, Bing Crosby National Pro-Am; **Jeff Hewes**, Canadian Open
1977	3 strokes	**Rik Massengale**, Bob Hope Desert Classic; **Fred Marti**, Pleasant Valley Classic
1976	3 strokes	**Mike Reid**, U.S. Open
1975	3 strokes	**Bob Stanton**, Jackie Gleason's Inverrary Classic; **Jack Nicklaus**, Sea Pines Heritage Classic; **Tom Weiskopf**, Greater Greensboro Open; **David Graham**, Western Open
1974	4 strokes	**Johnny Miller**, Dean Martin Tucson Open
1973	5 strokes	**Gibby Gilbert**, World Open Golf Championship
1972	3 strokes	**Jack Nicklaus**, Bing Crosby National Pro-Am
1971	3 strokes	**Charles Coody**, Masters Tournament
1970	3 strokes	**Rod Funseth**, San Antonio Texas Open

Largest 36-Hole Lead

2016-17	6 strokes	**Sung Kang**, Shell Houston Open
2015-16	6 strokes	**Jhonattan Vegas**, Barbasol Championship
2014-15	5 strokes	**Jordan Spieth**, Masters Tournament **Jason Day**, BMW Championship
2013-14	7 strokes	**Adam Scott**, Arnold Palmer Invitational
2013	7 strokes	**Tiger Woods**, World Golf Championships-Bridgestone Invitational
2012	5 strokes	**Steve Stricker**, Hyundai Tournament of Champions; **Spencer Levin**, Waste Management Phoenix Open
2011	7 strokes	**David Toms**, Crowne Plaza Invitational at Colonial
2010	5 strokes	**Louis Oosthuizen**, The Open Championship
2009	4 strokes	**Tiger Woods**, PGA Championship
2008	4 strokes	**Tiger Woods**, Buick Invitational; **Phil Mickelson**, Northern Trust Open; **Parker McLachlin**, Legends Reno-Tahoe Open
2007	4 strokes	**Jesper Parnevik**, Valero Texas Open
2006	6 strokes	**Phil Mickelson**, BellSouth Classic
2005	6 strokes	**Darren Clarke**, MCI Heritage
2004	3 strokes	**Carl Pettersson**, The Honda Classic; **Stewart Cink**, World Golf Championships-NEC Invitational
2003	5 strokes	**Tiger Woods**, World Golf Championships-American Express Championship; **Shigeki Maruyama**, Chrysler Classic of Greensboro
2002	4 strokes	**Pat Perez**, AT&T Pebble Beach National Pro-Am; **Tiger Woods**, Bay Hill Invitational, Buick Open
2001	5 strokes	**Brad Faxon**, Sony Open in Hawaii; **Mark Calcavecchia**, Phoenix Open
2000	7 strokes	**Tiger Woods**, World Golf Championships-NEC Invitational
1999	5 strokes	**David Duval**, Mercedes Championships; **Fred Funk**, B.C. Open
1998	7 strokes	**David Duval**, Tucson Chrysler Classic
1997	5 strokes	**Steve Jones**, Phoenix Open

1996	6 strokes	**Tim Herron**, The Honda Classic
1995	4 strokes	**Tom Lehman**, MCI Classic; **D.A. Weibring**, Quad City Classic
1994	5 strokes	**Nick Price**, PGA Championship
1993	3 strokes	**Payne Stewart**, Buick Invitational of California; **Steve Stricker**, Canadian Open; **Tom Lehman**, Buick Southern Open
1992	4 strokes	**Davis Love III**, Los Angeles Open; **Chip Beck**, Freeport-McMoRan; **Bruce Lietzke**, Canadian Open
1991	4 strokes	**Blaine McCallister**, H-E-B Texas Open; **Jeff Maggert**, Independent Insurance Agent Open
1990	9 strokes	**Jose Maria Olazabal**, World Series of Golf
1989	5 strokes	**Fuzzy Zoeller**, Memorial Tournament
1988	4 strokes	**Paul Azinger**, Hertz Bay Hill Classic; **Larry Nelson**, Atlanta Classic
1987	8 strokes	**Joey Sindelar**, B.C. Open
1986	5 strokes	**Sandy Lyle**, Greater Greensboro Open
1985	5 strokes	**Calvin Peete**, Phoenix Open Invitational
1984	6 strokes	**Nick Price**, Canadian Open
1983	6 strokes	**Hal Sutton**, Anheuser-Busch Golf Classic
1982	6 strokes	**Roger Maltbie**, Memorial Tournament
1981	4 strokes	**Jack Nicklaus**, Masters Tournament; **Leonard Thompson**, Canadian Open
1980	5 strokes	**Rex Caldwell**, Buick Open
1979	4 strokes	**Ben Crenshaw**, Phoenix Open Invitational; **Tom Watson**, Memorial Tournament
1978	5 strokes	**Mac McLendon**, Pensacola Open
1977	6 strokes	**Al Geiberger**, Danny Thomas Memphis Classic
1976	6 strokes	**Bob Dickson**, Western Open
1975	7 strokes	**Tom Weiskopf**, Westchester Classic
1974	6 strokes	**Johnny Miller**, Sea Pines Heritage Classic
1973	4 strokes	**Billy Casper**, Bing Crosby National Pro-Am; **Tom Watson**, Hawaiian Open; **Lee Trevino**, Doral-Eastern Open; **Jack Nicklaus**, Atlanta Classic; **Forrest Fezler**, American Golf Classic
1972	4 strokes	**Homero Blancas**, Phoenix Open Invitational; **Chris Blocker**, Florida Citrus Open Invitational; **Dave Hill**, Monsanto Open Invitational
1971	3 strokes	**Jerry Heard**, American Golf Classic; **Billy Casper**, Kaiser International Open
1970	4 strokes	**Grier Jones**, Monsanto Open Invitational

Largest 54-Hole Lead

2016-17	7 strokes	**Justin Thomas**, Sony Open in Hawaii
2015-16	5 strokes	**Jordan Spieth**, Hyundai Tournament of Champions
2014-15	6 strokes	**Jason Day**, BMW Championship
2013-14	7 strokes	**Patrick Reed**, Humana Challenge
2013	7 strokes	**Tiger Woods**, World Golf Championships-Bridgestone Invitational
2012	6 strokes	**Spencer Levin**, Waste Management Phoenix Open
2011	8 strokes	**Rory McIlroy**, U.S. Open
2010	6 strokes	**Steve Stricker**, Northern Trust Open; **Steve Stricker**, John Deere Classic
2009	7 strokes	**Tiger Woods**, BMW Championship
2008	8 strokes	**Tiger Woods**, Buick Invitational
2007	5 strokes	**George McNeill**, Frys.com Open; **Steve Flesch**, Reno-Tahoe Open
2006	8 strokes	**Phil Mickelson**, BellSouth Classic
2005	8 strokes	**Justin Leonard**, FedEx St. Jude Classic
2004	7 strokes	**David Toms**, FedEx St. Jude Classic
2003	8 strokes	**Kenny Perry**, Bank of America Colonial
2002	8 strokes	**Ernie Els**, Genuity Championship
2001	6 strokes	**Mark Calcavecchia**, Phoenix Open
2000	10 strokes	**Tiger Woods**, U.S. Open
1999	6 strokes	**Rocco Mediate**, Phoenix Open
1998	7 strokes	**David Duval**, Tucson Chrysler Classic
1997	9 strokes	**Tiger Woods**, Masters Tournament
1996	9 strokes	**Tom Lehman**, TOUR Championship
1995	5 strokes	**Scott Hoch**, Shell Houston Open
1994	5 strokes	**Steve Elkington**, Buick Southern Open
1993	6 strokes	**Greg Norman**, Doral-Ryder Open
1992	6 strokes	**Fred Couples**, Nestle Invitational
1991	5 strokes	**Steve Pate**, The Honda Classic
1990	8 strokes	**Jose Maria Olazabal**, World Series of Golf
1989	4 strokes	**Ian Baker-Finch**, Southwestern Bell Colonial; **Greg Norman**, Greater Milwaukee Open; **John Daly**, Chattanooga Classic
1988	5 strokes	**Corey Pavin**, Texas Open
1987	8 strokes	**Joey Sindelar**, Buick Open
1986	5 strokes	**Fuzzy Zoeller**, AT&T Pebble Beach National Pro-Am; **Calvin Peete**, USF&G Classic; **Mark Calcavecchia**, Southwest Golf Classic
1985	5 strokes	**Corey Pavin**, Colonial National Invitational
1984	7 strokes	**Greg Norman**, Kemper Open
1983	6 strokes	**Mike Nicolette**, Bay Hill Classic; **Hal Sutton**, Anheuser-Busch Golf Classic
1982	7 strokes	**Craig Stadler**, Joe Garagiola Tucson Open
1981	5 strokes	**Bruce Lietzke**, Bob Hope Desert Classic; **Hale Irwin**, Hawaiian Open; **Jay Haas**, Greater Milwaukee Open
1980	7 strokes	**Jim Colbert**, Joe Garagiola Tucson Open; **Seve Ballesteros**, Masters Tournament
1979	8 strokes	**Tom Watson**, Sea Pines Heritage Open
1978	5 strokes	**Tom Watson**, PGA Championship; **Tom Kite**, B.C. Open
1977	6 strokes	**Lee Trevino**, Canadian Open
1976	8 strokes	**Raymond Floyd**, Masters Tournament
1975	7 strokes	**Johnny Miller**, Phoenix Open Invitational
1974	6 strokes	**Jack Nicklaus**, Hawaiian Open
1973	9 strokes	**Jack Nicklaus**, Ohio Kings Island Open
1972	8 strokes	**Jim Jamieson**, Western Open
1971	5 strokes	**Jack Nicklaus**, Tournament of Champions; **Jerry Heard**, American Golf Classic
1970	4 strokes	**Ron Cerrudo**, San Antonio Texas Open; **Bob Stone**, Florida Citrus Open; **Tony Jacklin**, U.S. Open; **Bob Murphy**, Greater Hartford Open; **Bobby Mitchell**, Azalea Open

Low 36-Hole Cut

2016-17	137 (5-under)	The RSM Classic
2015-16	141 (3-under)	Sanderson Farms Championship
	137 (3-under)	Sony Open in Hawaii
	139 (3-under)	John Deere Classic
	137 (3-under)	Wyndham Championship
2014-15	139 (5-under)	Zurich Classic of New Orleans
2013-14	139 (3-under)	Shriners Hospitals for Children Open
2013	138 (4-under)	Waste Management Phoenix Open
	138 (4-under)	John Deere Classic
2012	138 (4-under)	John Deere Classic; Justin Timberlake Shriners Hospitals for Children Open
2011	136 (4-under)	Travelers Championship
	138 (4-under)	John Deere Classic
	138 (4-under)	The Barclays; Justin Timberlake Shriners Hospitals for Children Open
	140 (4-under)	Viking Classic
2010	138 (4-under)	John Deere Classic
	138 (4-under)	Justin Timberlake Shriners Hospitals for Children Open
2009	140 (4-under)	Buick Open
	138 (4-under)	Justin Timberlake Shriners Hospitals for Children Open
2008	138 (6-under)	Justin Timberlake Shriners Hospitals for Children Open
2007	139 (5-under)	Wyndham Championship
2006	138 (5-under)	Frys.com Open
	139 (5-under)	FUNAI Classic at Walt Disney World Resort
2005	137 (6-under)	Michelin Championship at Las Vegas
	138 (6-under)	FUNAI Classic at Walt Disney World Resort
	139 (6-under)	Chrysler Classic of Tucson
2004	140 (4-under)	Chrysler Classic of Tucson
	140 (4-under)	HP Classic of New Orleans
	140 (4-under)	Buick Open
	140 (4-under)	Southern Farm Bureau Classic
	140 (4-under)	FUNAI Classic at Walt Disney World Resort
2003	138 (6-under)	The Honda Classic
2002	138 (6-under)	Walt Disney World Resort Golf Classic
2001	139 (5-under)	National Car Rental Golf Classic at Walt Disney World Resort
	139 (1-under)	Sony Open in Hawaii
2000	139 (1-under)	Canon Greater Hartford Open
	140 (4-under)	The Honda Classic; National Car Rental Golf Classic
	140 (4-under)	Southern Farm Bureau Classic
1999	138 (4-under)	FedEx St. Jude Classic

1998	139 (5-under)	United Airlines Hawaiian Open
	138 (3-under)	Greater Milwaukee Open
1997	140 (4-under)	United Airlines Hawaiian Open
	138 (2-under)	GTE Byron Nelson Classic
1996	139 (3-under)	Greater Milwaukee Open
	140 (4-under)	Buick Invitational
1995	139 (3-under)	FedEx St. Jude Classic
	139 (1-under)	GTE Byron Nelson Classic
	140 (4-under)	Buick Open
1994	139 (3-under)	Texas Open
	140 (even)	Hardee's Golf Classic
	141 (3-under)	United Airlines Hawaiian Open, Buick Invitational
1993	140 (4-under)	Shell Houston Open
	140 (2-under)	H-E-B Texas Open
1992	139 (1-under)	GTE Byron Nelson Classic
	139 (3-under)	Federal Express St. Jude Classic
	139 (3-under)	H.E.B. Texas Open
	140 (4-under)	Buick Invitational
1991	137 (3-under)	Chattanooga Classic
	140 (4-under)	Greater Milwaukee Open
	140 (4-under)	Shearson Lehman Brothers Open
	140 (2-under)	Phoenix Open Invitational
	140 (2-under)	Anheuser-Busch Classic
	140 (2-under)	New England Classic
1990	138 (2-under)	Chattanooga Classic
	138 (2-under)	H-E-B Texas Open
	141 (3-under)	Greater Milwaukee Open
1989	137 (3-under)	Byron Nelson Golf Classic
	137 (3-under)	Texas Open
1988	141 (3-under)	Shearson Lehman Hutton Andy Williams Open
	141 (3-under)	USF&G Classic
	139 (1-under)	Hardee's Golf Classic
	139 (1-under)	Provident Classic
	139 (1-under)	Texas Open
1987	140 (4-under)	Shearson Lehman Brothers Andy Williams Open
	139 (1-under)	Byron Nelson Golf Classic
	139 (1-under)	Hardee's Golf Classic
1986	141 (3-under)	Buick Open
	139 (1-under)	Vantage Championship
1985	139 (5-under)	Isuzu/Andy Williams San Diego Open
1984	141 (3-under)	Isuzu/Andy Williams San Diego Open
	141 (1-under)	Phoenix Open Invitational
1983	139 (3-under)	Sammy Davis, Jr.-Greater Hartford Open
	139 (1-under)	Texas Open
1982	139 (3-under)	Sammy Davis, Jr.-Greater Hartford Open
1981	139 (3-under)	Sammy Davis, Jr.-Greater Hartford Open
1980	140 (2-under)	Sammy Davis, Jr.-Greater Hartford Open
	141 (3-under)	Greater Milwaukee Open
1979	140 (even)	Joe Garagiola Tucson Open
	141 (1-under)	Phoenix Open Invitational
	141 (1-under)	Houston Open
	142 (2-under)	Hawaiian Open
	142 (2-under)	Pensacola Open
1978	140 (2-under)	Sammy Davis, Jr.-Greater Hartford Open
	142 (2-under)	Anheuser-Busch Classic
	140 (even)	San Antonio Texas Open
1977	142 (2-under)	Buick Open
1976	142 (even)	Phoenix Open Invitational
	142 (even)	Sammy Davis, Jr.-Greater Hartford Open
	143 (1-under)	Hawaiian Open
	143 (1-under)	Andy Williams-San Diego Open
	144 (even)	Florida Citrus Open
1975	142 (even)	Sammy Davis, Jr.-Greater Hartford Open
	142 (even)	Sahara Invitational
	144 (even)	Jackie Gleason's Inverrary Classic
	144 (even)	Houston Open
	144 (even)	Westchester Classic
	144 (even)	San Antonio Texas Open
	144 (even)	Kaiser International Open Invitational
1974	141 (1-under)	Greater Greensboro Open
	141 (1-under)	Sammy Davis, Jr.-Greater Hartford Open
	142 (2-under)	Kemper Open
	142 (2-under)	San Antonio Texas Open
	143 (1-under)	Andy Williams-San Diego Open
1973	140 (2-under)	Sammy Davis, Jr.-Greater Hartford Open
1972	141 (1-under)	Greater Hartford Open
1971	137 (5-under)	Phoenix Open Invitational
1970	140 (even)	Danny Thomas Memphis Classic
	141 (1-under)	Azalea Open Invitational
	141 (1-over)	Magnolia Classic
	143 (1-under)	Florida Citrus Open

High 36-Hole Cut

2016-17	150 (6-over)	Masters Tournament
2015-16	150 (6-over)	Masters Tournament
2014-15	150 (6-over)	Valero Texas Open
2013-14	145 (5-over)	U.S. Open
2013	148 (8-over)	U.S. Open
	150 (8-over)	The Open Championship
2012	150 (6-over)	PGA Championship
	149 (5-over)	Masters Tournament
	148 (8-over)	U.S. Open
	148 (6-over)	AT&T National
2011	146 (6-over)	The Honda Classic
2010	149 (7-over)	U.S. Open
2009	149 (7-over)	The Barclays
	145 (5-over)	Arnold Palmer Invitational
	148 (4-over)	the Memorial Tournament
	148 (4-over)	PGA Championship
	144 (4-over)	U.S. Open; The Open Championship
2008	149 (9-over)	The Open Championship
	149 (7-over)	U.S. Open
	148 (8-over)	PGA Championship
2007	150 (10-over)	U.S. Open
	152 (8-over)	Masters Tournament
2006	149 (9-over)	U.S. Open
	148 (4-over)	Masters Tournament; the Memorial Tournament
	144 (4-over)	FedEx St. Jude Classic
2005	148 (8-over)	U.S. Open
	147 (5-over)	MCI Heritage Classic
2004	148 (4-over)	the Memorial Tournament; Masters Tournament
	145 (3-over)	The Open Championship; Bell Canadian Open
2003	150 (8-over)	The Open Championship
	148 (8-over)	PGA Championship
2002	150 (10-over)	U.S. Open
2001	147 (3-over)	THE PLAYERS Championship; Memorial Tournament
	146 (6-over)	U.S. Open
2000	150 (6-over)	THE PLAYERS Championship
	149 (7-over)	U.S. Open
1999	154 (12-over)	The Open Championship
1998	150 (6-over)	Masters Tournament
1997	149 (5-over)	Masters Tournament
	147 (7-over)	U.S. Open
1996	148 (8-over)	U.S. Open
1995	149 (5-over)	THE PLAYERS Championship
	149 (4-over)	The Open Championship
	146 (6-over)	U.S. Open
1994	148 (4-over)	Doral-Ryder Open
	147 (5-over)	The Honda Classic; U.S. Open
1993	152 (8-over)	Freeport-McMoRan Classic
1992	148 (4-over)	Nestle Invitational
	148 (6-over)	PGA Championship
1991	149 (5-over)	USF&G Classic
1990	157 (13-over)	Memorial Tournament
1989	150 (6-over)	Memorial Tournament
1988	149 (5-over)	Memorial Tournament
1987	151 (7-over)	The Honda Classic; PGA Championship
1986	150 (10-over)	U.S. Open
	150 (6-over)	Federal Express St. Jude Classic
1985	150 (6-over)	Memorial Tournament
1984	151 (9-over)	Los Angeles Open
	151 (7-over)	Memorial Tournament
1983	152 (10-over)	Bay Hill Classic
1982	149 (5-over)	Memorial Tournament; Kemper Open
	149 (5-over)	Western Open
	147 (7-over)	Colonial National Invitational

1981	152 (8-over)	Memorial Tournament
1980	150 (6-over)	Memorial Tournament; Western Open
	149 (9-over)	PGA Championship
1979	157 (13-over)	Memorial Tournament
1978	153 (9-over)	Tournament Players Championship
1977	155 (11-over)	Tournament Players Championship
1976	157 (13-over)	Memorial Tournament
1975	151 (9-over)	Western Open
1974	151 (9-over)	Sea Pines Heritage Classic
	149 (9-over)	PGA Championship
1973	151 (7-over)	Masters Tournament
	149 (9-over)	American Golf Classic
1972	154 (10-over)	U.S. Open
	150 (10-over)	PGA Championship
1971	152 (10-over)	Sea Pines Heritage Classic
1970	153 (9-over)	U.S. Open
	151 (9-over)	Heritage Classic
	151 (7-over)	Masters Tournament
	150 (10-over)	PGA Championship

Fewest to Make 36-Hole Cut (not including Masters or U.S Open)

2016-17	70	Safeway Open
2015-16	70	Waste Management Phoenix Open
2014-15	70	Arnold Palmer Invitational presented by MasterCard Wyndham Championship
2013-14	71	Shriners Hospitals for Children Open
2013	71	Zurich Classic of New Orleans
2012	71	RBC Heritage
2011	70	Puerto Rico Open; Crowne Plaza Invitational at Colonial
2010	70	Puerto Rico Open; THE PLAYERS Championship
2009	71	FBR Open
2008	70	FBR Open
	71	Arnold Palmer Invitational
2007	70	Crowne Plaza Invitational at Colonial; The Open Championship; Turning Stone Resort Championship
2006	70	The INTERNATIONAL; PGA Championship; Chrysler Championship
2005	70	Chrysler Classic of Tucson; Bay Hill Invitational; Booz Allen Classic; Cialis Western Open
2004	70	FBR Open; Deutsche Bank Championship; Southern Farm Bureau Classic
2003	70	Shell Houston Open; Wachovia Championship; the Memorial Tournament; 100th Western Open; PGA Championship
2002	70	Phoenix Open; Valero Texas Open
2001	70	Sony Open in Hawaii; Memorial Tournament; FedEx St. Jude Classic; British Open; Reno-Tahoe Open
2000	70	MasterCard Colonial; Buick Open
1999	70	Buick Challenge
1998	70	AT&T Pebble Beach National Pro-Am; Buick Challenge
1997	70	United Airlines Hawaiian Open; Kemper Open; The Open Championship; Michelob Championship at Kingsmill
1996	70	Phoenix Open; B.C. Open
1995	70	Phoenix Open Invitational
1994	70	Buick Classic; Federal Express St. Jude Classic
1993	70	New England Classic
1992	70	H-E-B Texas Open
1991	70	Buick Classic; Chattanooga Classic
1990	70	Canadian Open; H-E-B Texas Open
1989	70	Doral-Ryder Open; Memorial Tournament; Bellsouth Atlanta Golf Classic; Hardee's Golf Classic; PGA Championship
1988	70	Phoenix Open Invitational
1987	70	Buick Open; Centel Classic
1986	70	Hawaiian Open; Sea Pines Heritage Classic; Buick Open; Anheuser-Busch Golf Classic
1985	70	Georgia-Pacific Atlanta Golf Classic; Lite Quad Cities Open
1984	70	Georgia-Pacific Atlanta Golf Classic; PGA Championship; Greater Milwaukee Open
1983	70	Hawaiian Open; Georgia-Pacific Atlanta Golf Classic; Memorial Tournament
1982	70	Michelob Houston Open; Walt Disney World Golf Classic
1981	70	Jackie Gleason's Inverrary Classic
1980	70	Doral-Eastern Open Invitational
1979	70	Byron Nelson Golf Classic; Pensacola Open
1978	70	Joe Garagiola Tucson Open; Andy Williams-San Diego Open; Byron Nelson Golf Classic; American Optical Classic; American Express Westchester Classic
1977	70	Hawaiian Open
1976	70	Sea Pines Heritage Classic
1975	70	B.C. Open
1974	70	Greater Greensboro Open; American Golf Classic; Sahara Invitational
1973	70	Greater Jacksonville Open; Philadelphia-IVB Classic; Southern Open; Kaiser International Open Invitational
1972	70	Monsanto Open; Colonial National Invitational; Cleveland Open
1971	70	Glen Campbell Los Angeles Open; Tucson Open; Kaiser International Open Invitational
1970	70	Andy Williams-San Diego Open; Canadian Open; PGA Championship

Fewest to Make 54-Hole Cut (Scheduled)

2016-17	70	The RSM Classic, Shell Houston Open
2015-16	70	CareerBuilder Challenge presented by the Clinton Foundation
2014-15	72	Humana Challenege
2013-14	63	AT&T Pebble Beach National Pro-Am
2013	70	AT&T Pebble Beach National Pro-Am
2012	80	AT&T Pebble Beach National Pro-Am
2011	73	AT&T Pebble Beach National Pro-Am
2010	69	AT&T Pebble Beach National Pro-Am
2009	80	AT&T Pebble Beach National Pro-Am
2008	60	AT&T Pebble Beach National Pro-Am
2007	60	AT&T Pebble Beach National Pro-Am
2006	78	AT&T Pebble Beach National Pro-Am
2005	76	AT&T Pebble Beach National Pro-Am
2004	72	Michelin Championship at Las Vegas
2003	74	AT&T Pebble Beach National Pro-Am
2002	70	Invensys Classic at Las Vegas
2001	74	Invensys Classic at Las Vegas
2000	70	AT&T Pebble Beach National Pro-Am
1999	70	AT&T Pebble Beach National Pro-Am
1998	74	Las Vegas Invitational
1997	70	Las Vegas Invitational
1996	77	Walt Disney World/Oldsmobile Classic
1995	70	Walt Disney World/Oldsmobile Classic
1994	72	AT&T Pebble Beach National Pro-Am
1993	73	Walt Disney World/Oldsmobile Classic
1992	72	Las Vegas Invitational
1991	73	AT&T Pebble Beach National Pro-Am
1990	78	AT&T Pebble Beach National Pro-Am
1989	73	Las Vegas Invitational
1988	72	Panasonic Las Vegas Invitational
1987	70	Panasonic Las Vegas Invitational
1986	71	AT&T Pebble Beach National Pro-Am
1985	70	Panasonic Las Vegas Invitational
1984	73	Bing Crosby National Pro-Am
1983	75	Bing Crosby National Pro-Am
1982	70	Walt Disney World Golf Classic
1981	77	Bing Crosby National Pro-Am
1980	75	Bing Crosby National Pro-Am
1979	78	Bing Crosby National Pro-Am
1978	70	Bing Crosby National Pro-Am
1977	73	Bing Crosby National Pro-Am
1976	76	Bing Crosby National Pro-Am
1975	75	Bing Crosby National Pro-Am
1974	71	Bing Crosby National Pro-Am
1973	71	Bing Crosby National Pro-Am
1972	70	Bing Crosby National Pro-Am
1971	80	Bing Crosby National Pro-Am
1970	71	Bing Crosby National Pro-Am

Most to Make 36-Hole Cut

2016-17	86	FedEx St. Jude Classic
2015-16	87	The RSM Classic Sony Open in Hawaii
2014-15	91	RBC Canadian Open
2013-14	89	The Greenbrier Classic

2013	91	RBC Heritage
2012	90	Shell Houston Open
2011	84	Wells Fargo Championship
2010	86	Transitions Championship
2009	87	Wyndham Championship
2008	87	Sony Open in Hawaii; Wachovia Championship
2007	89	Children's Miracle Network Classic
2006	90	Frys.com Open
2005	84	THE PLAYERS Championship; Zurich Classic of New Orleans
2004	86	U.S. Bank Championship in Milwaukee; FUNAI Classic at Walt Disney World Resort
2003	89	Chrysler Classic of Greensboro
2002	89	Buick Invitational
2001	88	Greater Milwaukee Open
2000	87	Air Canada Championship
1999	88	Greater Milwaukee Open
1998	84	MCI Classic
1997	88	Quad City Classic
1996	103	U.S. Open*
	88	Buick Open
1995	103	The Open Championship*
	88	Quad City Classic
1994	88	Buick Southern Open
1993	90	Buick Invitational
1992	85	PGA Championship
1991	84	Hardee's Golf Classic
1990	88	Buick Classic
1989	85	Phoenix Open Invitational
1988	89	Greater Milwaukee Open
1987	87	USF&G Classic
1986	86	Phoenix Open Invitational; Southern Open
1985	83	Buick Open
1984	89	LaJet Golf Classic
1983	87	PGA Championship
1982	90	Texas Open
1981	91	Greater Hartford Open
1980	83	Phoenix Open Invitational
1979	88	Ed McMahon-Jaycees Quad City Open
1978	85	First NBC New Orleans Open
1977	86	Doral-Eastern Open
1976	85	American Express Westchester Classic
1975	86	Andy Williams-San Diego Open
1974	84	B.C. Open
1973	90	Phoenix Open Invitational
1972	86	Greater St. Louis Golf Classic
1971	88	Greater Hartford Open
1970	85	Kaiser International Open Invitational; Sahara Invitational

** 10-stroke rule*

Most to Make 54-Hole Cut (Scheduled)

2016-17	77	CareerBuilder Challenge AT&T Pebble Beach Pro-Am
2015-16	80	AT&T Pebble Beach Pro-Am
2014-15	72	Humana Challenege
2013-14	63	AT&T Pebble Beach National Pro-Am
2013	70	AT&T Pebble Beach National Pro-Am
2012	80	AT&T Pebble Beach National Pro-Am
2011	73	AT&T Pebble Beach National Pro-Am
2010	69	AT&T Pebble Beach National Pro-Am
2009	80	AT&T Pebble Beach National Pro-Am
2008	60	AT&T Pebble Beach National Pro-Am
2007	60	AT&T Pebble Beach National Pro-Am
2006	78	AT&T Pebble Beach National Pro-Am
2005	76	AT&T Pebble Beach National Pro-Am
2004	85	AT&T Pebble Beach National Pro-Am
2003	80	Las Vegas Invitational
2002	72	AT&T Pebble Beach National Pro-Am
2001	75	Bob Hope Chrysler Classic
2000	74	Invensys Classic at Las Vegas
1999	71	Bob Hope Chrysler Classic; Las Vegas Invitational
1998	74	Las Vegas Invitational
1997	77	AT&T Pebble Beach National Pro-Am
1996	79	Las Vegas Invitational
1995	80	Las Vegas Invitational
1994	77	Walt Disney World/Oldsmobile Classic
1993	82	AT&T Pebble Beach National Pro-Am
1992	82	AT&T Pebble Beach National Pro-Am
1991	80	Walt Disney World/Oldsmobile Classic
1990	86	Las Vegas Invitational
1989	82	Walt Disney World/Oldsmobile Classic
1988	76	AT&T Pebble Beach National Pro-Am
1987	82	AT&T Pebble Beach National Pro-Am
1986	81	Las Vegas Invitational/Oldsmobile Classic
1985	74	Walt Disney World/Oldsmobile Classic
1984	83	Walt Disney World Golf Classic
1983	80	Walt Disney World Golf Classic
1982	77	Bing Crosby National Pro-Am
1981	77	Bing Crosby National Pro-Am
1980	75	Bing Crosby National Pro-Am
1979	78	Bing Crosby National Pro-Am
1978	70	Bing Crosby National Pro-Am
1977	73	Bing Crosby National Pro-Am
1976	76	Bing Crosby National Pro-Am
1975	72	Bing Crosby National Pro-Am
1974	71	Bing Crosby National Pro-Am
1973	71	Bing Crosby National Pro-Am
1972	70	Bing Crosby National Pro-Am
1971	80	Bing Crosby National Pro-Am
1970	71	Bing Crosby National Pro-Am

Most Tied for Lead, 18 Holes

2016-17	6	World Golf Championships-Mexico Championship
2015-16	5	Sony Open in Hawaii
2014-15	6	OHL Classic at Mayakoba Northern Trust Open
2013-14	4	Hyundai Tournament of Champions; Valspar Championship
2013	7	Wells Fargo Championship
2012	4	BMW Championship
2011	9	Northern Trust Open
2010	7	HP Byron Nelson Championship
2009	4	World Golf Championships-CA Championship
2008	7	RBC Canadian Open
2007	5	Mercedes-Benz Championship; AT&T Pebble Beach National Pro-Am
2006	4	The Honda Classic; Wachovia Championship; Buick Championship; Cialis Western Open; John Deere Classic
2005	6	PGA Championship
2004	8	U.S. Bank Championship in Milwaukee; Michelin Championship at Las Vegas
2003	6	The Honda Classic
2002	6	Bay Hill Invitational
2001	6	Touchstone Energy Tucson Open
2000	8	The Honda Classic
1999	5	Compaq Classic of New Orleans
1998	5	Doral-Ryder Open
1997	7	Greater Milwaukee Open
1996	4	MCI Classic; FedEx St. Jude Classic
1995	5	Buick Invitational of California
1994	5	Centel Western Open, Deposit Guaranty; Federal Express St. Jude Classic
1993	7	Phoenix Open Invitational
1992	6	Kmart Greater Greensboro Open
1991	5	USF&G Classic
1990	4	Bob Hope Chrysler Classic, Phoenix Open Invitational; USF&G Classic
1989	5	Kmart Greater Greensboro Open
1988	6	Buick Open
1987	7	Beatrice Western Open
1986	6	Shearson Lehman-HuttonAndy Williams Open
1985	4	Bob Hope Desert Classic; Isuzu/Andy Williams San Diego Open; Hawaiian Open; Colonial National Invitational
1984	7	Glen Campbell Los Angeles Open
1983	4	Phoenix Open Invitation
1982	5	Greater Milwaukee Open
1981	5	Hawaiian Open
1980	4	Kemper Open
1979	5	Greater Greensboro Open; U.S. Open

1978	7	Tournament Players Championship
1977	7	U.S. Open
1976	4	Houston Open; Pensacola Open
1975	6	Tallahassee Open
1974	5	B.C. Open
1973	6	Southern Open
1972	6	U.S. Open
1971	4	Canadian Open; Greater Hartford Open
1970	7	Coral Springs Open Invitation

Most Tied for Lead, 36 Holes

2016-17	4	Masters Tournament DEAN & DELUCA Invitational U.S. Open THE NORTHERN TRUST
2015-16	4	Shriners Hospitals for Children Open Travelers Championship
2014-15	4	Hyundai Tournament of Champions
2013-14	4	World Golf Championships-Cadillac Championship; Quicken Loans National
2013	3 3	RBC Heritage John Deere Classic
2012	3	Humana Challenge; Mayakoba Golf Classic; THE PLAYERS Championship; U.S. Open; PGA Championship
2011	7	Valero Texas Open
2010	5	AT&T Pebble Beach National Pro-Am
2009	5	Shell Houston Open
2008	6	Stanford St. Jude Championship
2007	6	Shell Houston Open
2006	4	Ford Championship at Doral; PGA Championship; Canadian Open
2005	6	Southern Farm Bureau Classic
2004	3	Shell Houston Open; Memorial Tournament; Cialis Western Open
2003	3	Shell Houston Open
2002	5	The Open Championship; PGA Championship
2001	8	Canon Greater Hartford Open
2000	3	Buick Invitational; Shell Houston Open; Canon Greater Hartford Open
1999	3	National Car Rental Golf Classic at Walt Disney World Resort; Buick Challenge; Buick Open; U.S. Open
1998	6	National Car Rental Golf Classic at Walt Disney World Resort
1997	3	Las Vegas Invitational; B.C. Open; Greater Vancouver Open; MasterCard Colonial
1996	5	Greater Vancouver Open; Buick Challenge
1995	5	B.C. Open
1994	4	Northern Telecom Open
1993	4	Nissan Los Angeles Open; Deposit Guaranty Golf Classic; H-E-B Texas Open; Las Vegas Invitational
1992	4	Kemper Open
1991	3	The Honda Classic; Buick Classic
1990	3	Bob Hope Chrysler Classic; AT&T Pebble Beach National Pro-Am
1989	4	Kmart Greater Greensboro Open
1988	6	The Honda Classic
1987	5	Doral-Ryder Open
1986	4	Memorial Tournament
1985	3	Glen Campbell Los Angeles Open; Doral-Eastern Open; Invitational; Masters Tournament; St. Jude Memphis Classic
1984	3	Los Angeles Open; Doral-Eastern Open Invitational; PGA Championship
1983	3	MONY Tournament of Champions; Miller High-Life Quad Cities Open; Panasonic Las Vegas Invitational; Walt Disney World Golf Classic
1982	6	Tournament Players Championship
1981	3	Danny Thomas Memphis Classic; Pleasant Valley Classic
1980	4	Memorial Tournament; B.C. Open
1979	3	Hawaiian Open; Tallahassee Open
1978	5	Sea Pines Heritage Classic
1977	7	American Express Westchester Classic
1976	4	Greater Greensboro Open; Pleasant Valley Classic
1975	6	Sahara Invitational
1974	4	U.S. Open
1973	6	Liggett & Myers Open; Shrine-Robinson Open Golf Classic
1972	6	U.S. Open
1971	6	National Airlines Open
1970	3	Colonial National Invitational; Dow Jones Open Invitational

Most Tied for Lead, 54 Holes

2016-17	3	FedEx St. Jude Classic
2015-16	2	CIMB Classic Sanderson Farms Championship OHL Classic at Mayakoba Sony Open in Hawaii Farmers Insurance Open World Golf Championships-Cadillac Championship the Memorial Tournament presented by Nationwide U.S. Open World Golf Championships-Bridgestone Invitational The Barclays TOUR Championship
2014-15	4	U.S. Open The Greenbrier Classic
2013-14	4	Hyundai Tournament of Champions; Crowne Plaza Invitational at Colonial
2013	3 3	Travelers Championship AT&T National
2012	3	FedEx St. Jude Classic
2011	3	Hyundai Tournament of Champions; PGA Championship
2010	2	Sony Open in Hawaii; AT&T Pebble Beach National Pro-Am; World Golf Championships-CA Championship; Shell Houston Open; Crowne Plaza Invitational at Colonial; World Golf Championships-Bridgestone Invitational
2009	6	Shell Houston Open
2008	5	Arnold Palmer Invitational
2007	4	Crowne Plaza Invitational at Colonial
2006	2	Sony Open in Hawaii; Buick Invitational; AT&T Pebble Beach National Pro-Am; The Honda Classic; Verizon Heritage; EDS Byron Nelson Championship; Bank of America Colonial; FedEx St. Jude Classic; U.S. Open; PGA Championship; 84 LUMBER Classic; Chrysler Classic of Greensboro
2005	5	Deutsche Bank Championship; BellSouth Classic*
2004	3	Bank of America Colonial
2003	4	Buick Classic; FUNAI Classic at Walt Disney World Resort;
2002	3	Bob Hope Chrysler Classic; Buick Invitational*; Reno-Tahoe Open
2001	4	The Open Championship
2000	2	Mercedes Championships; AT&T Pebble Beach National Pro-Am; BellSouth Classic; GTE Byron Nelson Classic; Compaq Classic of New Orleans; Advil Western Open; B.C. Open; Bell Canadian Open; THE TOUR Championship
1999	4	FedEx St. Jude Classic
1998	3	Greater Greensboro Chrysler Classic; MasterCard Colonial; Canon Greater Hartford Open
1997	4	THE TOUR Championship
1996	4	Walt Disney World/Oldsmobile Classic
1995	4	MCI Classic
1994	3	Northern Telecom Open; Phoenix Open Invitational; Shell Houston Open; Federal Express St. Jude Classic; Las Vegas Invitational
1993	4	NEC World Series of Golf; H-E-B Texas Open
1992	4	GTE Byron Nelson Golf Classic
1991	4	Las Vegas Invitational
1990	3	Nestle Invitational; Buick Southern Open
1989	3	Manufacturers Hanover Westchester Classic; Canon Greater Hartford Open; NEC World Series of Golf
1988	4	Provident Classic; Centel Classic
1987	4	Panasonic Las Vegas Invitational
1986	4	Buick Open; Federal Express St. Jude Classic
1985	3	Doral-Eastern Open Invitational; Tournament Players Championship; Houston Open; Pensacola Open
1984	5	Panasonic Las Vegas Invitational
1983	5	Colonial National Invitational
1982	3	Miller High-Life Quad Cities Open
1981	3	Memorial Tournament; Anheuser-Busch Golf Classic
1980	3	Doral-Eastern Open Invitational; World Series of Golf
1979	3	Glen Campbell Los Angeles Open
1978	5	First NBC New Orleans Open
1977	3	Kemper Open; Western Open
1976	5	IVB-Philadelphia Golf Classic
1975	4	San Antonio-Texas Open
1974	4	Glen Campbell Los Angeles Open; Houston Open; Southern Open
1973	4	U.S. Open

1972	3	Jackie Gleason's Inverrary Classic; Greater Jacksonville Open; Liggett & Myers Open; Southern Open
1971	5	Andy Williams-San Diego Open
1970	4	Greater Greensboro Open

** 54-hole event*
*** 90-hole event*

Most Consecutive Events in the Money

2016-17	20	**Paul Casey**
2015-16	20	**Adam Scott**
2014-15	28	**Henrik Stenson**
2013-14	43	**Adam Scott**
2013	27	**Matt Kuchar**
2012	21	**Jason Dufner**
2011	42	**Steve Stricker**
2010	19	**Steve Stricker**
2009	28	**Kenny Perry**
2008	29	**Tiger Woods**
2007	23	**Tiger Woods**
2006	42	**Ernie Els**
2005	142	**Tiger Woods**
2004	133	**Tiger Woods**
2003	114	**Tiger Woods**
2002	96	**Tiger Woods**
2001	78	**Tiger Woods**
2000	59	**Tiger Woods**
1999	38	**Tiger Woods**
1998	49	**Vijay Singh**
1997	46	**Vijay Singh**
1996	24	**Vijay Singh**
1995	14	**Jay Haas**
1994	25	**Fred Couples**
1993	25	**Steve Elkington**
1992	19	**Tom Kite**
1991	18	**Fred Couples**
1990	17	**Larry Mize**
1989	33	**Tom Kite**
1988	15	**Ben Crenshaw**
1987	19	**Greg Norman**
1986	16	**Gene Sauers**
1985	14	**Tom Kite; Scott Hoch**
1984	21	**Jack Nicklaus**
1983	26	**Hale Irwin**
1982	53	**Tom Kite**
1981	35	**Tom Kite**
1980	28	**Tom Watson**
1979	17	**Hubert Green; Bill Rogers**
1978	86	**Hale Irwin**
1977	54	**Hale Irwin**
1976	105	**Jack Nicklaus**
1975	91	**Jack Nicklaus**
1974	74	**Jack Nicklaus**
1973	56	**Jack Nicklaus**
1972	37	**Jack Nicklaus**

Consecutive Years With Win (since 1970)

2016-17	10	**Dustin Johnson** (2008-17)
2015-16	9	**Dustin Johnson** (2008-16)
2014-15	8	**Dustin Johnson** (2008-15)
2013-14	7	**Dustin Johnson** (2008-14)
2013	10	**Phil Mickelson** (2004-13)
2012	9	**Phil Mickelson** (2004-12)
2011	8	**Phil Mickelson** (2004-11)
2010	7	**Phil Mickelson** (2004-10)
2009	14	**Tiger Woods** (1996-2009)
2008	13	**Tiger Woods** (1996-2008)
2007	12	**Tiger Woods** (1996-2007)
2006	11	**Tiger Woods (**1996-2006)
2005	10	**Tiger Woods** (1996-2005)
2004	9	**Tiger Woods** (1996-2004)
2003	8	**Tiger Woods** (1996-2003)
2002	7	**Tiger Woods** (1996-2002)
2001	6	**Tiger Woods** (1996-2001)
2000	7	**Ernie Els** (1994-2000)
1999	6	**Ernie Els** (1994-99)
1998	6	**Phil Mickelson** (1993-98)
1997	6	**Greg Norman** (1992-97)
1996	5	**Greg Norman** (1992-96)
1995	4	**Ben Crenshaw** (1992-95); **Lee Janzen** (1992-95; **Greg Norman** (1992-95)
1994	5	**Fred Couples** (1990-94)
1993	7	**Paul Azinger** (1987-93)
1992	6	**Paul Azinger** (1987-92)
1991	5	**Paul Azinger** (1987-91)
1990	4	**Paul Azinger** (1987-90)
1989	7	**Curtis Strange** (1983-89)
1988	6	**Curtis Strange** (1983-88)
1987	7	**Tom Kite** (1981-87)
1986	6	**Tom Kite** (1981-86)
1985	5	**Hale Irwin** (1981-85); **Tom Kite** (1981-85)
1984	4	**Hale Irwin** (1981-84); **Tom Kite** (1981-84)
1983	4	**Johnny Miller** (1980-83)
1982	6	**Bruce Lietzke** (1977-82); **Tom Watson** (1977-82)
1981	14	**Lee Trevino** (1968-81)
1980	13	**Lee Trevino** (1968-80)
1979	12	**Lee Trevino** (1968-79)
1978	17	**Jack Nicklaus** (1962-78)
1977	16	**Jack Nicklaus** (1962-77)
1976	15	**Jack Nicklaus** (1962-76)
1975	14	**Jack Nicklaus** (1962-75)
1974	13	**Jack Nicklaus** (1962-74)
1973	12	**Jack Nicklaus** (1962-73)
1972	11	**Jack Nicklaus** (1962-72)
1971	17	**Arnold Palmer** (1955-71)
1970	16	**Arnold Palmer** (1955-70)

Holes-in-One, By Year (since 1971)

1971	8
1972	24
1973	26
1974	17
1975	18
1976	17
1977	17
1978	32
1979	25
1980	21
1981	21
1982	25
1983	26
1984	23
1985	35
1986	21
1987	30
1988	22
1989	32
1990	34
1991	29
1992	33
1993	25
1994	44
1995	35
1996	39
1997	31
1998	27
1999	27
2000	31
2001	27
2002	40
2003	32
2004	34
2005	31
2006	25
2007	28
2008	26
2009	36
2010	38

2011	23
2012	37
2013	30
2013-14	17
2014-15	42
2015-16	31
2016-17	31

Three Eagles in One Round

2014-15	**Dustin Johnson**, (No. 2, No. 8, No. 15), Augusta National GC, Masters Tournament **Eric Axley**, (No. 16, No. 18, No. 3), Glen Abbey GC, RBC Canadian Open
2013-14	**Jim Herman**, (No. 1, No. 9, No. 18) Torrey Pines (North Course), Farmers Insurance Open; **Miguel Angel Carballo**, (No. 6, No. 13, No. 15) TPC River Highlands, Travelers Championship
2012	**John Huh**, (No. 1, No. 5, No. 14) Torrey Pines (North Course), first round, Farmers Insurance Open
2011	**Derek Lamely** (No. 1, No. 5, No. 13) La Quinta CC, fourth round, Bob Hope Classic
2007	**Hunter Mahan** (No. 11, No. 18, No. 9) Angus Glen GC (North Course), first round, Canadian Open; **Bill Haas** (No. 3, No. 9, No. 13) TPC Summerlin, first round, Frys.com Open; **Joe Ogilvie** (No. 3, No. 15, No. 16) TPC Summerlin second round, Frys.com Open
2006	**Arjun Atwal** (No. 14, No. 16, No. 18) Torrey Pines GC (North Course), Buick Invitational; **Bubba Watson** (No. 6, No. 13, No. 15), Zurich Classic of New Orleans; **Jason Gore** (No. 10, No. 14, No. 17) John Deere Classic; **Will MacKenzie** (No. 11, No. 4, No. 9) Montreux G&CC, Reno-Tahoe Open; **John Huston** (No. 1, No. 11, No. 14), Palm Course, FUNAI Classic at Walt Disney World Resort
2005	**Tag Ridings**, (No. 12, No. 17, No. 18), Tamarisk CC, Bob Hope Chrysler Classic; **Kevin Stadler**, (No. 3, No. 14, No. 16), TPC Summerlin, Michelin Championship at Las Vegas
2004	**Harrison Frazar** (No. 5, No. 7, No. 14), Indian Wells CC, Bob Hope Chrysler Classic
2003	**Davis Love III** (No. 1, No. 14, No. 17), The INTERNATIONAL
2001	**Rocky Walcher,** AT&T Pebble Beach National Pro-Am; **Mathew Goggin**, Invensys Classic at Las Vegas
1998	**Brian Kamm**, Kemper Open
1995	**Tommy Tolles,** Bell Canadian Open; **John Adams,** Buick Challenge
1994	**Davis Love III,** Hawaiian Open; **Dave Stockton, Jr.**, Walt Disney World/Oldsmobile Classic
1992	**Dan Forsman**, The Honda Classic; **Don Pooley**, H-E-B Texas Open
1990	**David Frost,** Las Vegas Invitational
1981	**Bruce Lietzke**, Hawaiian Open; **Howard Twitty**, Pensacola Open

Double Eagles (since 1970)

Total 130

2016-17	**Morgan Hoffmann,** Safeway Open (Silverado Resort and Spa North, No. 18); **Miguel Angel Carballo**, Shriners Hospitals for Children Open (TPC Summerlin, No. 16); **Rafa Cabrera Bello,** THE PLAYERS Championship (TPC Sawgrass, No. 16); **Johnson Wagner**, Wyndham Championship (Sedgefield CC, No. 5)
2015-16	**Tony Finau**, Shriners Hospitals for Children Open (TPC Summerlin, No. 13); **Jason Gore**, Farmers Insurance Open (Torrey Pines GC South, No. 18); **Gregory Bourdy** (Coco Beach GCC, No. 2); **Rhein Gibson**, Barracuda Championship (Montreux G&CC, No. 18); **Alex Redfield** (RTJ Trail Grand National No. 5)
2014-15	**Daniel Berger,** Arnold Palmer Invitational presented by MasterCard (Bay Hill Club, No. 6); **Zach Johnson,** Arnold Palmer Invitational presented by MasterCard (Bay Hill Club, No. 16)
2013-14	**James Hahn**, Sony Open in Hawaii (Waialae CC, No. 9); **Trevor Immelman**, Travelers Championship (TPC River Highlands, No. 13)
2013	**Luke List**, Farmers Insurance Open (Torrey Pines South, No. 13); **Charl Schwartzel**, RBC Canadian Open (Glen Abbey GC, No. 2)
2012	**Joseph Bramlett**, AT&T Pebble Beach National Pro-Am (Spyglass Hill GC, No. 11); **Vaughn Taylor**, Mayakoba Golf Classic (No. 7); **Louis Oosthuizen**, Masters Tournament (No. 2); **Nick Watney**, U.S. Open (No. 17)
2011	**Alex Cejka**, AT&T Pebble Beach National Pro-Am (Monterey Peninsula CC, No. 10); **J.B. Holmes**, Wells Fargo Championship (No. 15); **Fabian Gomez**, Wyndham Championship (No. 15)
2010	**Carl Pettersson**, Bob Hope Classic (La Quinta CC, No. 5); **Steve Wheatcroft**, St. Jude Classic (No. 3); **Shaun Micheel**, U.S. Open (Pebble Beach GL, No. 6); **Shiv Kapur**, Reno-Tahoe Open (No. 9); **Vijay Singh**, Deutsche Bank Championship (No. 2); **Johnson Wagner**, Viking Classic (No. 7)
2009	**Matthew Borchert**, Valero Texas Open (No. 14); **Paul Lawrie**, British Open (No. 7); **John Senden**, Deutsche Bank Championship (No. 2); **Nicholas Thompson**, Frys.com Open (No. 11)
2008	**Daniel Chopra**, Justin Timberlake Shriners Hospitals for Children Open (No. 9)
2007	**Tim Petrovic**, AT&T Pebble Beach National Pro-Am (Poppy Hills, No. 10); **Nathan Green**, Verizon Heritage (No. 2); **Hunter Mahan**,THE PLAYERS Championship (No. 11); **Peter Lonard**, THE PLAYERS Championship (No. 2); **Stewart Cink**, AT&T Classic (No. 6)
2006	**Brian Gay**, Nissan Open (No. 1); **Geoff Ogilvy**, The Honda Classic (No. 6); **Jeff Overton**, Barclays Classic (No. 18); **Joey Sindelar**, PGA Championship (No. 5)
2005	**Tim Petrovic**, Bob Hope Chrysler Classic (PGA West/Palmer Course, No. 11); **Tag Ridings**, Bob Hope Chrysler Classic (Tamarisk CC, No. 12); **Dean Wilson**, Barclays Classic (No. 9); **Mathias Gronberg**, U.S. Bank Championship (No. 6)
2004	**John Daly**, Bob Hope Chrysler Classic (PGA West/Palmer Course, No. 2); **John Douma**, Chrysler Classic of Tucson (No. 8); **Gary Evans**, The Open Championship (No. 4)
2003	**James McLean**, The Honda Classic (No. 17); **Dave Stockton, Jr.** 100th Western Open (No. 5)
2002	**Deane Pappas**, Bob Hope Chrysler Classic (Indian Wells CC, No. 18); **Tim Petrovic**, The Honda Classic (No. 16); **Steve Lowery**, The International, (No. 17); **John Riegger**, Michelob Championship at Kingsmill (No. 3)
2001	**Andrew Magee**, Phoenix Open, (No. 17); **Jeff Maggert**, The Open Championship, (No. 6); **Greg Owen**, The Open Championship, (No. 11); **Jimmy Green**, B.C. Open, (No. 12); **Craig Parry**, Invensys Classic at Las Vegas, (TPC Summerlin, No. 3)
2000	**David Sutherland**, The Honda Classic (No. 14); **Craig Stadler**, Shell Houston Open (No. 15); **Bill Glasson**, FedEx St. Jude Classic (No. 5); **Frank Lickliter II**, John Deere Classic (No. 2); **Ernie Els**, World Golf Championships–NEC Invitational (No. 2); **Jim Gallagher, Jr.**, Southern Farm Bureau Classic (No. 5)
1999	**Jerry Kelly**, Bob Hope Chrysler Classic (Indian Wells CC, No. 14); **Tommy Tolles**, Touchstone Energy Tucson Open (No. 2); **Charles Raulerson**, Doral-Ryder Open (No. 1); **Scott Dunlap**, Kemper Open (No. 6); **Carlos Franco**, Memorial Tournament (No. 7)
1998	**Woody Austin**, Kemper Open (No. 6)
1997	**David Duval**, Tucson Chrysler Classic (No. 2); **Peter Teravainen**, Memorial Tournament (No. 11)
1996	**Guy Hill**, Bell Canadian Open (Glen Abbey GC, No. 18)
1995	**Per-Ulrik Johansson**, PGA Championship (Riviera CC, No. 11); **J.L. Lewis**, Greater Milwaukee Open (No. 4)
1994	**Olin Browne**, Northern Telecom Open (No. 2); **Jeff Maggert**, Masters Tournament (No. 13); **Mike Donald**, Texas Open (Oak Hills, No. 15)
1993	**Massy Kuramoto**, Deposit Guaranty Golf Classic (No. 3); **Tom Sieckmann**, Kmart Greater Greensboro Open (No. 9); **Bobby Wadkins**, Memorial Tournament (No. 15); **Darrell Kestner**, PGA Championship (No. 13)
1992	**Mark O'Meara**, Bob Hope Chrysler Classic (Indian Wells, No. 18); **Billy Andrade**, Nissan Las Vegas Open (Las Vegas CC, No. 2)
1991	**Payne Stewart**, AT&T Pebble Beach National Pro-Am (Spyglass Hill, No. 7); **Mark Brooks**, Kemper Open (No. 6); **Lon Hinkle**, Anheuser-Busch Golf Classic (No. 13); **John Daly**, Centel Western Open (No. 5); **Davis Love III**, World Series of Golf (No. 2)
1990	**Tom Pernice**, Phoenix Open (No. 15); **Gary Koch**, Anheuser-Busch Golf Classic (No. 3); **Steve Pate**, The International (No. 17); **Jim Gallagher, Jr.**, The International (No. 17); **Greg Bruckner**, Southern Open (No. 18)
1989	**Bill Britton**, Anheuser-Busch Golf Classic (No. 3)
1988	**Mike Reid**, Los Angeles Open (No. 1); **Jim Booros**, Provident Classic (No. 17)
1987	**David Edwards**, Shearson Lehman Brothers/Andy Williams San Diego Open (Torrey Pines South, No. 17); **Dan Halldorson**, Provident Classic (No. 8)
1986	**Mike Hulbert**, AT&T Pebble Beach National Pro-Am (Cypress Point, No. 10)
1985	**T.C. Chen**, U.S. Open (No. 2)
1984	**Hal Sutton**, Byron Nelson Golf Classic (No. 7); **John Adams**, Canadian Open (No. 16)
1983	None

1982	**Bob Gilder**, Manufacturers Hanover Westchester Classic (No. 18); **Pat McGowan**, Walt Disney World Golf Classic (Palm Course, No. 1)
1981	**Jim Thorpe**, LaJet Classic
1980	**Bruce Lietzke**, Jackie Gleason's Inverrary Classic; **Fred Marti**, Greater Milwaukee Open; **Stanton Altgelt**, Philadelphia-IVB Golf Classic
1979	**Rik Massengale**, Joe Garagiola Tucson Open; **Bob Murphy**, Tallahassee Open
1978	**Terry Mauney**, Hawaiian Open; **George Burns**, Colonial National Invitational; **Jim Nelford**, Atlanta Classic; **Tommy Valentine**, Atlanta Classic
1977	**Joe Inman**, Bob Hope Desert Classic (La Quinta GC)
1976	**Lyn Lott**, World Open Golf Championship (No. 16)
1975	**Lee Elder**, Greater Greensboro Open; **Miller Barber**, Canadian Open
1974	**George Knudson**, Bob Hope Desert Classic (Indian Wells CC); **Larry Wise**, Greater Greensboro Open
1973	**Jerry Heard**, Greater Milwaukee Open
1972	**Bob Murphy**, Bing Crosby National Pro-Am (Pebble Beach GL, No. 2); **Roy Pace**, Houston Open (No. 13)
1971	**Rod Curl**, Greater Greensboro Open**; Larry Ziegler**, Westchester Classic (No. 12)
1970	**Rod Curl**, Danny Thomas Memphis Classic (No. 16); **Mike Hill**, AVCO Classic

Double Eagle, Eagle in the Same Round (since 1983)

2009	**Nicholas Thompson**, Frys.com Open, No. 11 (double eagle), No. 13 (eagle)
2008	**Daniel Chopra**, Justin Timberlake Shriners Hospitals for Children Open, No. 9 (double eagle), No. 16 (eagle)
2002	**Steve Lowery**, The International, No. 15 (eagle), No. 17 (double eagle)

Longest Birdie Streak

2016-17	7	**Kevin Tway** (Nos. 16-4, second round, TPC Deere Run) John Deere Classic
2015-16	7	**Fabian Gomez** (Nos. 6-12, fourth round, Waialae CC) Sony Open in Hawaii; **Jim Furyk** (Nos. 6-12, fourth round, TPC River Highlands) Travelers Championship; **Jim Herman**, (Nos. 16- 4, first round, TPC Boston) Deutsche Bank Championship
2014-15	7	**Danny Lee** (Nos. 3- 9, fourth round, El Camaleon GC) OHL Classic at Mayakoba; **Tony Finau** (Nos. 12-18, second round, PGA West Nicklaus Course) Humana Challenge in partnership with the Clinton Foundation; **Bill Haas** (Nos. 2- 8, second round, La Quinta CC) Humana Challenge in partnership with the Clinton Foundation; **James Hahn** (Nos. 14- 2, fourth round, PGA West Palmer Course Humana Challenge in partnership with the Clinton Foundation; **Scott Stallings** (Nos. 2- 8, fourth round, TPC Louisiana) Zurich Classic of New Orleans
2013-14	7	**Troy Matteson** (Nos. 9-15, final round, TPC Summerlin) Shriners Hospitals for Children Open; **Jason Gore** (Nos. 12-18), third round, Trump National GC-Puerto Rico) Puerto Rico Open; **Kevin Streelman** (Nos. 12-18), final round, TPC River Highlands) Travelers Championship; **Sergio Garcia** (Nos. 12-18), second round, Firestone CC) World Golf Championships-Bridgestone Invitational
2013	7	**Brandt Snedeker** (Nos. 13-1, first round, Conway Farms GC), BMW Championship
2012	7	**Louis Oosthuizen**, (Nos. 4-10, third round, TPC Boston) Deutsche Bank Championship
2011	8	**Chris Stroud**, (Nos. 9-16, second round, El Camaleon GC) Mayakoba Golf Classic
	8	**Scott Piercy**, (Nos. 2-9), third round, Montreux G&CC) Reno-Tahoe Open
2010	6	**Matt Every**, (Nos. 17- 4, first round, TPC Scottsdale) Waste Management Phoenix Open; **Phil Mickelson**, (Nos. 11-16, fourth round, Redstone GC Tournament Course) Shell Houston Open; **Scott Piercy**, (Nos. 18- 5, second round, TPC San Antonio) Valero Texas Open; **Matt Every**, (Nos. 17- 4, fourth round, TPC Deere Run) John Deere Classic; **Luke Donald**, (Nos. 1- 6, fourth round, Ridgewood CC) The Barclays; **Charlie Wi**, (Nos. 14- 1, second round, TPC Boston) Deutsche Bank Championship; **Spencer Levin**, (Nos. 11-16, second round, TPC Summerlin) Justin Timberlake Shriners Hospitals for Children Open; **Cameron Beckman**, (Nos.1- 6, third round, TPC Summerlin) Justin Timberlake Shriners Hospitals for Children Open; **Ryan Palmer**, (Nos. 10-15, fourth round, Magnolia) Children's Miracle Network Classic
2009	9	**Mark Calcavecchia**, (Nos. 12-2, second round, Glen Abbey GC) RBC Canadian Open
2008	6	**Shigeki Maruyama**, (Nos. 4-9, first round, The Classic Club) Bob Hope Chrysler Classic; **Kenny Perry**, (Nos. 6-11, fourth round, PGA West/Palmer Course) Bob Hope Chrysler Classic; **Stuart Appleby**, (Nos. 14-1/first round/Torrey Pines GC, North Course) Buick Invitational; **Dudley Hart**, (Nos. 3-8, second round, PGA National GC, Champion Course) The Honda Classic; **Aaron Baddeley**, (Nos. 3-8, fourth round, Doral Golf Resort & Spa) World Golf Championships-CA Championship; **Steve Stricker**, (Nos. 5-10, fourth round, Doral Golf Resort & Spa) World Golf Championships-CA Championship; **Kenny Perry**, (Nos. 11-16, first round, Muirfield Village GC) the Memorial Tournament; **Charles Warren**, (Nos. 12-17, first round, Warwick Hills G&CC) Buick Open; **Lucas Glover**, (Nos. 12-17, fourth round, Warwick Hills G&CC) Buick Open; **Kevin Stadler**, (Nos. 2-7, second round, Grayhawk GC, Raptor) Frys.com Open; **Kevin Streelman**, (Nos. 8-13, first round, Magnolia) Children's Miracle Network Classic
2007	7	**Mark Wilson** (Nos. 3-9, third round) the Memorial Tournament; **Stephen Ames** (Nos. 1-7, second round, Palm) Children's Miracle Network Classic
2006	7	**J. J. Henry** (Nos. 9-15, second round), FBR Open
2005	7	**Joe Durant** (Nos. 1-7, fourth round), The Honda Classic; **Tiger Woods** (Nos. 7-13, third round), Masters Tournament
2004	7	**Vijay Singh** (Nos. 12-18, second round), Mercedes Championships; **Bob Estes** (Nos. 12-18, second round), FedEx St. Jude Classic; **Neal Lancaster** (Nos. 15-3, first round), U.S.Bank Championship in Milwaukee
2003	8	**Jerry Kelly** (Nos. 7-14, third round), Las Vegas Invitational
2002	8	**J.P. Hayes**, Bob Hope Chrysler Classic
2001	6	**Brad Elder**, **Spike McRoy**, AT&T Pebble Beach National Pro-Am; **Robert Allenby**, Bob Hope Chrysler Classic; **Billy Mayfair**, Bob Hope Chrysler Classic; **Joe Durant**, Bob Hope Chrysler Classic; **J.L. Lewis**, Bob Hope Chrysler Classic; **Mark Wiebe**, Bob Hope Chrysler Classic; **Stuart Appleby**, Kemper Insurance Open; **Brian Claar**, Greater Milwaukee Open; **Trevor Dodds**, B.C. Open; **Billy Mayfair**, Buick Open; **Davis Love III**, Invensys Classic at Las Vegas
2000	8	**Edward Fryatt**, Doral-Ryder Open
1999	7	**Steve Pate**, Masters Tournament; **Ted Tryba**, Buick Open
1998	6	**David Toms**, Masters Tournament
1997	6	**John Cook**, Bob Hope Chrysler Classic; **Don Pooley**, Bob Hope Chrysler Classic; **Brian Claar**, United Airlines Hawaiian Open; **Glen Day**, MCI Classic; **David Ogrin**, MasterCard Colonial; **David Sutherland**, B.C. Open
1996	7	**Greg Norman**, Mercedes Championships; **Kirk Triplett**, Buick Invitational
1995	7	**Jay Delsing**, FedEx St. Jude Classic
1994	7	**Keith Clearwater**, Southwestern Bell Colonial
1992	6	**Gil Morgan**, Bob Hope Chrysler Classic; **Ed Fiori**, Phoenix Open Invitational; **Mark Calcavecchia**, Masters Tournament; **Fred Funk**, Shell Houston Open; **Tom Kite**, BellSouth Classic; **Andy Dillard**, U.S. Open; **Andy Bean**, Chattanooga Classic
1991	6	**Mark Lye**, Phoenix Open Invitational; **Bill Sander**, Shearson Lehman Brothers Open; **Mark Brooks**, Kmart Greater Greensboro Open; **Karl Kimball**, Greater Milwaukee Open; **Chip Beck**, Las Vegas Invitational
1990	7	**Steve Elkington**, Bob Hope Chrysler Classic; **Scott Verplank**, Greater Milwaukee Open
1989	7	**Wayne Grady**, Shearson Lehman Hutton Open
1988	7	**Nick Faldo**, Tournament of Champions
1987	8	**Dewey Arnette**, Buick Open
1986	6	**Doug Tewell**, Los Angeles Open; **Don Pooley**, USF&G Classic; **Dave Rummells**, Tournament Players Championship; **Jack Nicklaus**, Memorial Tournament; **Kenny Knox**, Buick Open; **Mark Calcavecchia**, Greater Milwaukee Open
1985	7	**Hubert Green**, Western Open
1984	7	**Tommy Valentine**, Georgia-Pacific Atlanta Golf Classic; **Mike McCullough**, Canadian Open; **Rod Nuckolls**, Buick Open
1983	6	**Bill Kratzert**, Glen Campbell Los Angeles Open; **Mike Sullivan**, Buick Open; **David Graham**, Buick Open
1982	7	**Scott Hoch**, Bob Hope Desert Classic

1981	6	**Tom Kite**, Pensacola Open
1980	7	**George Burns**, Manufacturers Hanover Westchester Classic; **John Fought**, Buick-Goodwrench Open
1979	7	**John Mahaffey**, Bob Hope Desert Classic
1978	6	**Bob Gilder**, Doral-Eastern Open Invitational
1977	7	**Bobby Walzel**, Pensacola Open
1976	8	**Fuzzy Zoeller**, Ed McMahon-Jaycees Quad City Open
1975	6	**Johnny Miller**, Masters Tournament
1974	6	**Gary McCord**, Bing Crosby National Pro-Am; **Mike McCullough**, Bob Hope Classic; **Ben Crenshaw**, San Diego Open
1973	6	**Dan Sikes**, Westchester Classic; **Hale Irwin**, World Open Golf Championship
1972	7	**Bert Yancey**, Walt Disney World Open Invitational
1971	6	**Gibby Gilbert**, Westchester Classic
1970	6	**Frank Beard**, Tournament of Champions; **Wilf Homenuik**, Azalea Open

Best Birdie-Eagle Streak

2016-17	7-under	**Adam Hadwin**, (B-B-E-B-B-B/Nos. 13-18/second round/TPC Summerlin) Shriners Hospitals for Children Open
2015-16	8-under	**Kevin Na**, (B-B-B-B-E-B-B/Nos. 3-9/third round/PGA West Tournament Course) CareerBuilder Challenge; **Jhonattan Vegas**, (B-E-B-B-B-E/Nos. 12-17/second round/RTJ Trail Grand National) Barbasol Championship
2014-15	10-under	**Ryan Palmer**, (E-B-B-B-E-B-B-B/Nos. 12-1/second round/PGA West Nicklaus Course) Humana Challenge
2013-14	7-under	**Phil Mickelson**, (B-B-B-B-E-B/Nos. 3-8/third round/Quail Hollow Club) Wells Fargo Championship
2013	7-under	**Brendan Steele** (B-B-B-B-B-E/Nos. 13-18/third round/Montreux G&CC) Reno-Tahoe Open
2012	6-under	**Ken Duke**, (B-B-B-B-E) Nos. 12-16/first round/Pebble Beach GL) AT&T Pebble Beach National Pro-Am
2011	7-under	**Derek Lamely**, (B-B-B-B-E-B)/Nos. 2-7/first round/La Quinta CC) Bob Hope Classic
2010	6-under	**Lucas Glover**, (E-B-B-B-B/Nos. 9-4/first round/Plantation Course at Kapalua) Hyundai Tournament of Champions; **Davis Love III**, (B-B-E-B-B/Nos. 2-6/first round/Bay Hill Club & Lodge) Arnold Palmer Invitational; **Troy Merritt**, (B-E-B-B-B/Nos. 7-2/fourth rouond/TPC Louisiana) Zurich Classic of New Orleans; **Rickie Fowler**, (B-B-B-E-B/Nos. 4-8/first round/Muirfield Village GC) the Memorial Tournament; **Jason Dufner**, (E-B-B-B-B/Nos. 5-9/first round/Sedgefield Country Club) Wyndham Championship; **Chris Stroud**, (B-B-B-B-E/Nos. 3-7/second round/Annandale GC) Viking Classic; **Michael Letzig**, (B-B-B-B-E/Nos. 12-16/first round/TPC Summerlin) Justin Timberlake Shriners Hospitals for Children Open
2009	6-under	**David Berganio, Jr.**, (B-B-B-B-E/Nos. 12-16/first round/PGA West, Nicklaus) Bob Hope Classic; **Lee Janzen**, (B-E-B-B-B/ Nos. 12-16/third round/PGA West, Nicklaus) Bob Hope Classic; **Paul Claxton**, (B-B-B-B-E/Nos. 6-10/second round/Quail Hollow Club) Quail Hollow Championship; **Tag Ridings**, (B-B-E-B-B/Nos. 11-15/third round/TPC River Highlands) Travelers Championship; **Bubba Watson**, (B-B-E-B-B/Nos. 12-16/second round/Glen Abbey GC) RBC Canadian Open; **Tiger Woods**, (B-B-E-B-B/Nos. 10-14/ second round/Warwick Hills G&CC) Buick Open; **Chris Riley**, (B-E-B-B-B/Nos. 3-7/second round/Montreux G&CC) Legends Reno-Tahoe Open; **John Rollins**, (B-B-E-B-B/Nos. 7-11/second round/ Montreux G&CC) Legends Reno-Tahoe Open); **Marc Leishman**, (B-B-E-B-B/Nos. 16-2/second round/TPC Boston) Deutsche Bank Championship; **J.J. Henry**, (E-B-B-E/Nos. 13-16/second round/TPC Summerlin) Justin Timberlake Shriners Hospitals for Children Open
2008	6-under	**Woody Austin**, (B-B-B-B-E/Nos. 12-16/second round/Warwick Hills G&CC) Buick Open; **Steve Marino**, (B-E-B-B-B/Nos. 12-16/ second round/TPC Summerlin) Justin Timberlake Shriners Hospitals for Children Open; **Davis Love III**, (B-B-B-E-B/Nos. 13-17/third round/TPC Summerlin) Justin Timberlake Shriners Hospitals for Children Open
2007	8-under	**Brandt Snedeker** (B-B-B-B-E-B-B/Nos. 10-16/first round/Torrey Pines GC, North), Buick Invitational
2006	7-under	**Adam Scott** (E-B-B-B-E/Nos. 7-11/third round), Wachovia Championship
2005	6-under	**Brett Wetterich** (B-B-E-B-B/Nos. 13-17), Chrysler Classic of Tucson; **Lee Janzen** (B-E-B-B-B/Nos. 4-8), The Honda Classic; **J.L. Lewis**, (E-B-B-B-B/Nos. 6-10), Booz Allen Classic; **Tiger Woods** (E-E-B-B/Nos. 13-16), Buick Open; **Bill Glasson** (E-B-B-B-B/Nos. 10-14), Reno-Tahoe Open; **Briny Baird** (E-B-B-B-B/Nos. 12-16), Michelin Championship at Las Vegas; **Chris Smith** (B-B-B-B-E/ Nos. 15-18, Nos. 1), FUNAI Classic at Walt Disney World Resort
2004	6-under	**Robert Gamez** (B-B-B-B-B-E/Nos. 18-5/third round), Indian Wells CC, Bob Hope Chrysler Classic; **Billy Andrade** (E-B-B-B-B-B/Nos. 6-11/fourth round), PGA West/Palmer, Bob Hope Chrysler Classic
2003	8-under	**Briny Baird** (B-B-B-B-B-B-B-E/Nos. 14-3/second round), FUNAI Classic at Walt Disney World Resort
2002	6-under	**Peter Lonard** (E-B-B-B-B-B/Nos. 15-2/second round), Compaq Classic of New Orleans
2001	8-under	**Billy Mayfair** (B-E-B-B-B-B-B-B/Nos. 9-16/fourth round), Buick Open
2000	6-under	**Blaine McCallister** (B-B-B-B-E-B), Compaq Classic of New Orleans; **Skip Kendall** (E-B-B-B-B-B), Buick Open
1999	6-under	**Barry Cheesman** (B-E-B-B-B-B), GTE Byron Nelson Classic
1998	5-under	**John Daly** (B-B-B-B-E), Bob Hope Chrysler Classic; **J.L. Lewis** (B-B-E-B-B), Bob Hope Chrysler Classic; **Donnie Hammond** (B-B-B-B-E), Canon Greater Hartford Open; **Vijay Singh** (B-E-B-B-B), Canon Greater Hartford Open; **Clarence Rose** (E-B-B-B-B), B.C. Open
1997	6-under	**Andrew Magee** (B-B-B-B-E-B), Bob Hope Chrysler Classic; **Tom Purtzer** (B-B-B-E-B-B), Sprint International
1996	5-under	**Grant Waite** (E-B-E-B-B), Phoenix Open; **Neal Lancaster** (B-E-B-B-B), U.S. Open; **Steve Stricker** (B-E-B-B-B), Motorola Western Open
1995	5-under	**Keith Fergus** (B-B-B-B-E), United Airlines Hawaiian Open; **Ben Crenshaw** (B-E-B-B-B), Phoenix Open Invitational
1994	5-under	**Ken Green** (B-E-B-E-B), Phoenix Open Invitational
1993	5-under	**Rick Fehr** (B-E-B-B-B), Bob Hope Chrysler Classic
1992	5-under	**Chris Tucker** (B-E-B-B-B), Federal Express St. Jude Classic; **Lee Janzen** (E-B-B-B-B), Walt Disney World/Oldsmobile Classic
1991	6-under	**Robert Gamez** (B-B-B-E-B-B), Greater Milwaukee Open
1990	6-under	**David Frost** (B-B-B-B-B-E), Northern Telecom Tucson Open
1989	7-under	**Webb Heintzelman** (B-B-B-B-B-E-B), Las Vegas Invitational
1986	5-under	**Raymond Floyd** (E-B-B-B-B), Bob Hope Chrysler Classic; **Denis Watson** (B-E-B-B-B), Greater Hartford Open
1983	6-under	**Craig Stadler** (B-B-E-B-B-B), Buick Open
1977	7-under	**Al Geiberger** (B-B-B-B-E-B-B), Danny Thomas Memphis Classic
1975	5-under	**Bobby Mitchell** (B-B-B-B-E), Danny Thomas Memphis Classic;

Best Come-From-Behind Last Day to Win

2016-17	4 strokes	**Brendan Steele**, Safeway Open; **Justin Thomas**, CIMB Classic; **Hideki Matsuyama**, Watse Management Phoenix Open; **Russell Henley**, Shell Houston Open; **Wesley Bryan**, RBC Heritage; **Jason Dufner**, the Memorial Tournament presented by Nationwide; **Kyle Stanley**, Quicken Loans National; **Bryson DeChambeau**, John Deere Classic
2015-16	7 strokes	**Smylie Kaufman**, Shriners Hospitals for Children Open
2014-15	6 strokes	**J.B. Holmes**, Shell Houston Open
2013-14	6 strokes	**Matt Jones**, Shell Houston Open
2013	6 strokes	**Brian Gay**, Humana Challenge; **Jordan Spieth**, John Deere Classic; **Adam Scott**, The Barclays
2012	8 strokes	**Kyle Stanley**, Waste Management Phoenix Open
2011	6 strokes	**Brandt Snedeker**, The Heritage
2010	7 strokes	**Stuart Appleby**, The Greenbrier Classic
2009	5 strokes	**Nick Watney**, Buick Invitational; **Tiger Woods**, Arnold Palmer Invitational
2008	5 strokes	**Camilo Villegas**, TOUR Championship
2007	6 strokes	**Padraig Harrington**, The Open Championship
2006	6 strokes	**Kirk Triplett**, Chrysler Classic of Tucson
2005	7 strokes	**Padraig Harrington**, The Honda Classic; **Brad Faxon**, Buick Championship
2004	9 strokes	**Stewart Cink**, MCI Heritage
2003	8 strokes	**Craig Stadler**, B.C. Open
2002	7 strokes	**Len Mattiace**, Fed Ex St. Jude Classic; **Spike McRoy**, B.C. Open; **John Rollins**, Bell Canadian Open
2001	7 strokes	**Davis Love III**, AT&T Pebble Beach National Pro-Am
2000	6 strokes	**Phil Mickelson**, MasterCard Colonial; **Duffy Waldorf**, National Car Rental Golf Classic
1999	10 strokes	**Paul Lawrie**, The Open Championship*
1998	8 strokes	**Scott Simpson**, Buick Invitational

1997	5 strokes	**Frank Nobilo**, Greater Greensboro Chrysler Classic; **Justin Leonard,** Kemper Open; **Justin Leonard**, The Open Championship
1996	6 strokes	**Nick Faldo**, Masters Tournament
1995	7 strokes	**Jim Gallagher**, **Jr.**, Kmart Greater Greensboro Open; **Payne Stewart**, Shell Houston Open
1994	7 strokes	**Nick Price**, Southwestern Bell Colonial
1993	5 strokes	**Vijay Singh**, Buick Classic
1992	5 strokes	**Lanny Wadkins**, Canon Greater Hartford Open; **David Edwards**, Memorial Tournament; **Mark Carnevale**, Chattanooga Classic
1991	7 strokes	**Mark Brooks**, Kmart Greater Greensboro Open; **Fulton Allem**, Independent Insurance Agent Open
1990	8 strokes	**Chip Beck**, Buick Open
1989	7 strokes	**Mike Sullivan**, Independent Insurance Agent Open
1988	7 strokes	**Sandy Lyle**, Phoenix Open Invitational
1987	6 strokes	**Corey Pavin**, Hawaiian Open; **Larry Nelson**, Walt Disney World/Oldsmobile Golf Classic
1986	7 strokes	**Tom Kite**, Western Open
1985	8 strokes	**Hal Sutton**, St. Jude Memphis Classic
1984	7 strokes	**Ronnie Black**, Anheuser-Busch Golf Classic
1983	8 strokes	**Mark Lye**, Bank of Boston Classic
1982	6 strokes	**Tom Kite**, Bay Hill Classic
1981	6 strokes	**Raymond Floyd**, Tournament Players Championship
1980	6 strokes	**Peter Jacobsen**, Buick Open
1979	6 strokes	**Raymond Floyd**, Greater Greensboro Open; **Lou Graham**, IVB-Philadelphia Golf Classic; **Fuzzy Zoeller**, Masters Tournament
1978	7 strokes	**Gary Player**, Masters Tournament; MONY Tournament of Champions; **John Mahaffey**, PGA Championship
1977	6 strokes	**Lanny Wadkins**, PGA Championship; **Miller Barber**, Anheuser-Busch Golf Classic
1976	5 strokes	**Al Geiberger**, Western Open
1975	7 strokes	**Roger Maltbie**, Ed McMahon-Jaycees Quad City Open
1974	6 strokes	**Tom Watson**, Western Open
1973	6 strokes	**Johnny Miller**, U.S. Open
1972	5 strokes	**Grier Jones**, Hawaiian Open
1971	5 strokes	**Gene Littler**, Colonial National Invitational
1970	7 strokes	**Pete Brown**, Andy Williams-San Diego Open

** PGA TOUR record*

Three or More Victories

2016-17	5	**Justin Thomas**, CIMB Classic, SBS Tournament of Champions, Sony Open in Hawaii, PGA Championship, Dell Technologies Championship
	4	**Dustin Johnson**, Genesis Open, World Golf Championships-Mexico Championship, World Golf Championship-Dell Technologies Match Play, THE NORTHERN TRUST
	3	**Jordan Spieth**, AT&T Pebble Beach Pro-Am, Travelers Championship, The Open Championship
	3	**Hideki Matsiyama**, World Golf Championships-HSBC Champions, Waste Management Phoenix Open, World Golf Championships-Bridgestone Invitational
2015-16	3	**Dustin Johnson**, U.S. Open, World Golf Championships-Bridgestone Invitational, BMW Championship; **Jason Day**, Arnold Palmer Invitational presented by MasterCard, World Golf Championships-Dell Match Play, THE PLAYERS Championship
2014-15	5	**Jordan Spieth**, Valspar Championship, Masters Tournament, U.S. Open, John Deere Classic, TOUR Championship by Coca-Cola; **Jason Day,** Farmers Insurance Open, RBC Canadian Open, PGA Championship, The Barclays, BMW Championship
2013-14	3	**Rory McIlroy**, The Open Championship, World Golf Championships-Bridgestone Invitational, PGA Championship; **Jimmy Walker**, Frys.com Open, Sony Open in Hawaii, AT&T Pebble Beach National Pro-Am
2013	5	**Tiger Woods**, Farmers Insurance Open, World Golf Championships-Cadillac Championship, Arnold Palmer Invitational presented by MasterCard, THE PLAYERS Championship, World Golf Championships-Bridgestone Invitational
2012	4	**Rory McIlroy**, The Honda Classic, PGA Championship, Deutsche Bank Championship, BMW Championship
	3	**Tiger Woods**, Arnold Palmer Invitational, the Memorial Tournament, AT&T National
2011		None
2010	3	**Jim Furyk**, Transitions Championship, Verizon Heritage, TOUR Championship by Coca-Cola
2009	6	**Tiger Woods**, Arnold Palmer Invitational, Memorial Tournament, AT&T National, Buick Open, World Golf Championships-Bridgestone Invitational, BMW Championship
	3	**Steve Stricker**, Crowne Plaza Invitational, John Deere Classic, Deutsche Bank Championship; **Phil Mickelson**, Northern Trust Open, World Golf Championships-CA Championship, TOUR Championship by Coca-Cola
2008	4	**Tiger Woods**, Buick Invitational, World Golf Championships-Accenture Match Play Championship, Arnold Palmer Invitational, U.S. Open
	3	**Vijay Singh**, World Golf Championships-Bridgestone Invitational, The Barclays, Deutsche Bank Championship; **Kenny Perry**, the Memorial Tournament, Buick Open, John Deere Classic
2007	7	**Tiger Woods**, Buick Invitational, World Golf Championships-CA Championship, Wachovia Championship, World Golf Championships-Bridgestone Invitational, PGA Championship, BMW Championship, TOUR Championship by Coca-Cola
	3	**Phil Mickelson**, AT&T Pebble Beach National Pro-Am, THE PLAYERS Championship, Deutsche Bank Championship
2006	8	**Tiger Woods**, Buick Invitational, Ford Championship at Doral, The Open Championship, Buick Open, PGA Championship, World Golf Championships-Bridgestone Invitational, Deutsche Bank Championship, World Golf Championships-American Express Championship
2005	6	**Tiger Woods**, Buick Invitational, Ford Championship at Doral, Masters Tournament, The Open Championship, World Golf Championships-NEC Invitational, World Golf Championships-American Express Championship
	4	**Vijay Singh**, Sony Open in Hawaii, Shell Houston Open, Wachovia Championship, Buick Open; **Phil Mickelson**, FBR Open, AT&T Pebble Beach National Pro-Am, BellSouth Classic, PGA Championship
2004	9	**Vijay Singh**, AT&T Pebble Beach National Pro-Am, Shell Houston Open, HP Classic of New Orleans, Buick Open, PGA Championship, Deutsche Bank Championship, Bell Canadian Open, 84 LUMBER Classic, Chrysler Championship
	3	**Ernie Els**, Sony Open in Hawaii, Memorial Tournament, World Golf Championships-American Express Championship
2003	5	**Tiger Woods**, Buick Invitational, World Golf Championships-Accenture Match Play, Bay Hill Invitational, Western Open, World Golf Championships-American Express Championship
	4	**Davis Love III**, AT&T Pebble Beach National Pro Am, THE PLAYERS Championship, MCI Heritage, The INTERNATIONAL
	3	**Vijay Singh**, Phoenix Open, EDS Byron Nelson Championship, John Deere Classic, FUNAI Classic at Walt Disney World Resort; **Mike Weir**, Bob Hope Chrysler Classic, Nissan Open, Masters Tournament; **Kenny Perry**, Bank of America Colonial, Memorial Tournament, Greater Milwaukee Open
2002	5	**Tiger Woods**, Bay Hill Invitational, Masters Tournament, U.S. Open, Buick Open, World Golf Championships-American Express Championship
2001	5	**Tiger Woods**, Bay Hill Invitational, THE PLAYERS Championship, Masters Tournament, Memorial Tournament, World Golf Championships-NEC Invitational
	3	**David Toms**, Compaq Classic of New Orleans, PGA Championship, Michelob Championship
2000	9	**Tiger Woods**, Mercedes Championship, AT&T Pebble Beach National Pro-Am, Bay Hill Invitational, Memorial Tournament, U.S. Open, British Open, PGA Championship, World Golf Championships–NEC Invitational, Bell Canadian Open
	4	**Phil Mickelson**, Buick Invitational, BellSouth Classic, MasterCard Colonial, TOUR Championship
1999	8	**Tiger Woods**, Buick Invitational, Memorial Tournament, Motorola Western Open, PGA Championship, World Golf Championships-NEC Invitational, National Car Rental Golf Classic at Walt Disney World Resort, TOUR Championship, World Golf Championships-American Express
	4	**David Duval**, Mercedes Championships, Bob Hope Chrysler Classic, THE PLAYERS Championship, BellSouth Classic
1998	4	**David Duval**, Tucson Chrysler Classic, Shell Houston Open, NEC World Series of Golf, Michelob Championship
1997	4	**Tiger Woods**, Mercedes Championship, Masters Tournament, GTE Byron Nelson Golf Classic, Motorola Western Open

	3	**David Duval**, Michelob Championship, Walt Disney World/ Oldsmobile, TOUR Championship
1996	4	**Phil Mickelson**, Nortel Open, Phoenix Open, GTE Byron Nelson Golf Classic, NEC World Series of Golf
	3	**Mark Brooks**, Bob Hope Chrysler Classic, Shell Houston Open, PGA Championship
1995	3	**Lee Janzen**, THE PLAYERS Championship, Kemper Open, Sprint International; **Greg Norman**, Memorial Tournament, Canon Greater Hartford Open, NEC World Series of Golf
1994	6	**Nick Price**, The Honda Classic, Southwestern Bell Colonial, Motorola Western Open, The Open Championship, PGA Championship, Canadian Open
	3	**Mark McCumber**, Anheuser-Busch Golf Classic, Hardee's Golf Classic, TOUR Championship
1993	4	**Nick Price**, THE PLAYERS Championship, Canon Greater Hartford Open, Sprint Western Open, Federal Express St. Jude Classic
	3	**Paul Azinger**, Memorial Tournament, New England Classic, PGA Championship
1992	3	**Fred Couples**, Nissan Los Angeles Open, Nestle Invitational, Masters Tournament; Davis Love III, THE PLAYERS Championship, MCI Heritage Classic, Kmart Greater Greensboro Open; **John Cook**, Bob Hope Chrysler Classic, United Airlines Hawaiian Open, Las Vegas Invitational
1991		None
1990	4	**Wayne Levi**, Bellsouth Atlanta Golf Classic, Centel Western Open, Canon Greater Hartford Open, Canadian Open
1989	3	**Tom Kite**, Nestle Invitational, THE PLAYERS Championship, Nabisco Championship; **Mark Calcavecchia**, Phoenix Open Invitational, Nissan Los Angeles Open, The Open Championship
1988	4	**Curtis Strange**, Independent Insurance Agent Open, Memorial Tournament, U.S. Open, Nabisco Championship
	3	**Sandy Lyle**, Phoenix Open Invitational, Kmart Greater Greensboro Open, Masters Tournament
1987	3	**Curtis Strange**, Canadian Open, Federal Express St. Jude Classic, World Series of Golf; **Paul Azinger**, Phoenix Open Invitational, Panasonic Las Vegas Invitational, Canon Sammy Davis Jr.-Greater Hartford Open
1986	4	**Bob Tway**, Andy Williams-San Diego Open, Manufacturers Hanover Westchester Classic, Georgia-Pacific Atlanta Golf Classic, PGA Championship
	3	**Fuzzy Zoeller**, AT&T Pebble Beach National Pro-Am, Sea Pines Heritage Classic, Anheuser-Busch Golf Classic; **Greg Norman**, Panasonic Las Vegas Invitational, Kemper Open, The Open Championship
1985	3	**Curtis Strange**, The Honda Classic, Panasonic Las Vegas Invitational, Canadian Open; **Lanny Wadkins**, Bob Hope Desert Classic, Glen Campbell Los Angeles Open, Walt Disney World/ Oldsmobile Classic
1984	3	**Tom Watson**, Seiko-Tucson Match Play Championship, Tournament of Champions, Western Open; **Denis Watson**, Buick Open, World Series of Golf, Panasonic Las Vegas Invitational
1983		None
1982	4	**Calvin Peete**, Greater Milwaukee Open, Anheuser-Busch Golf Classic, B.C. Open, Pensacola Open
	3	**Craig Stadler**, Joe Garagiola Tucson Open, Masters Tournament, Kemper Open, World Series of Golf; **Tom Watson**, Glen Campbell Los Angeles Open, Sea Pines Heritage Classic, U.S. Open, The Open Championship; **Raymond Floyd**, Memorial Tournament, Danny Thomas Memphis Open, PGA Championship; **Lanny Wadkins**, Phoenix Open Invitational, Tournament of Champions, Buick Open; **Bob Gilder**, Byron Nelson Golf Classic, Manufacturers Hanover Westchester Classic, Bank of Boston Classic
1981	4	**Bill Rogers**, Sea Pines Heritage Classic, The Open Championship, World Series of Golf, Texas Open
	3	**Bruce Lietzke**, Bob Hope Desert Classic, Wickes/Andy Williams San Diego Open, Byron Nelson Golf Classic; **Tom Watson**, Masters Tournament, USF&G New Orleans Open, Atlanta Classic; **Raymond Floyd**, Doral-Eastern Open Invitational, Tournament Players Championship, Manufacturers Hanover Westchester Classic
1980	7	**Tom Watson**, Andy Williams-San Diego Open, Glen Campbell Los Angeles Open, Tournament of Champions, Greater New Orleans Open, Byron Nelson Golf Classic, The Open Championship, World Series of Golf
	3	**Lee Trevino**, Tournament Players Championship, Danny Thomas Memphis Classic, San Antonio Texas Open
1979	5	**Tom Watson**, Sea Pines Heritage Classic, Tournament of Champions, Byron Nelson Golf Classic, Memorial Tournament, Hall of Fame Tournament
	3	**Lou Graham**, IVB-Philadelphia Golf Classic, American Optical Classic, San Antonio Texas Open
1978	5	**Tom Watson**, Joe Garagiola Tucson Open, Bing Crosby National Pro-Am, Byron Nelson Golf Classic, Hall of Fame Tournament, Anheuser-Busch Golf Classic
	4	**Jack Nicklaus**, Jackie Gleason's Inverrary Classic, Tournament Players Championship, IVB-Philadelphia Golf Classic, The Open Championship
	3	**Gary Player**, Masters Tournament, Tournament of Champions, Houston Open; **Andy Bean**, Kemper Open, Danny Thomas Memphis Classic, Western Open
1977	5	**Tom Watson**, Bing Crosby National Pro-Am, Andy Williams-San Diego Open, Masters Tournament, Western Open, The Open Championship
	3	**Jack Nicklaus**, Jackie Gleason's Inverrary Classic, Tournament of Champions, Memorial Tournament; **Hale Irwin**, Atlanta Classic, Hall of Fame Tournament, San Antonio Texas Open
1976	3	**Hubert Green**, Doral-Eastern Open Invitational, Greater Jacksonville Open, Sea Pines Heritage Classic; **Ben Crenshaw**, Bing Crosby National Pro-Am, Hawaiian Open, Ohio Kings Island Open; **Johnny Miller**, NBC Tucson Open, Bob Hope Desert Classic, The Open Championship
1975	5	**Jack Nicklaus**, Doral-Eastern Open Invitational, Sea Pines Heritage Classic, Masters Tournament, PGA Championship, World Open Golf Championship
	4	**Johnny Miller**, Phoenix Open Invitational, Dean Martin Tucson Open, Bob Hope Desert Classic, Kaiser International
	3	**Gene Littler**, Bing Crosby National Pro-Am, Danny Thomas Memphis Classic, Westchester Classic
1974	8	**Johnny Miller**, Bing Crosby National Pro-Am, Phoenix Open Invitational, Dean Martin Tucson Open, Sea Pines Heritage Classic, Tournament of Champions, Westchester Classic, World Open Golf Championship, Kaiser International
	3	**Hubert Green**, Bob Hope Desert Classic, Greater Jacksonville Open, IVB-Philadelphia Golf Classic; **Dave Stockton**, Glen Campbell Los Angeles Open, Quad Cities Open, Sammy Davis Jr.-Greater Hartford Open; **Gary Player**, Masters Tournament, Danny Thomas Memphis Classic, The Open Championship
1973	7	**Jack Nicklaus**, Bing Crosby National Pro-Am, Greater New Orleans Open, Tournament of Champions, Atlanta Classic, PGA Championship, Ohio Kings Island Open, Walt Disney World Open Invitational
	5	**Tom Weiskopf**, Colonial National Invitational, Kemper Open, IVB-Philadelphia Golf Classic, The Open Championship, Canadian Open
	4	**Bruce Crampton**, Phoenix Open Invitational, Dean Martin Tucson Open, Houston Open, American Golf Classic
1972	7	**Jack Nicklaus**, Bing Crosby National Pro-Am, Doral-Eastern Open Invitational, Masters Tournament, U.S. Open, Westchester Classic, U.S. Professional Match Play Championship, Walt Disney World Open Invitational
	4	**Lee Trevino**, Danny Thomas Memphis Classic, Greater Hartford Open, Greater St. Louis Golf Classic, British Open
1971	6	**Lee Trevino**, Tallahassee Open Invitational, Danny Thomas Memphis Classic, U.S. Open, The Open Championship, Canadian Open, Sahara Invitational
	5	**Jack Nicklaus**, PGA Championship, Tournament of Champions, Byron Nelson Golf Classic, National Team Championship, Walt Disney World Open Invitational
	4	**Arnold Palmer**, Bob Hope Desert Classic, Florida Citrus Open, Westchester Classic, National Team Championship
1970	4	**Billy Casper**, Los Angeles Open, Masters Tournament, IVB-Philadelphia Golf Classic, AVCO Classic
	3	**Jack Nicklaus**, Byron Nelson Golf Classic, The Open Championship, National Four-Ball Championship

Wire-To-Wire Winners

(Leader after every round, no ties)

2016-17 **Mac Hughes**, The RSM Classic; **Justin Thomas**, Sony Open in Hawaii; **Jordan Spieth**, Travelers Championship; **Marc Leishman**, BMW Championship

2015-16	**Jason Day**, Arnold Palmer Invitational presented by MasterCard, THE PLAYERS Championship
2014-15	**Jordan Spieth**, Masters Tournament; **Jason Day**, BMW Championship
2013-14	**Patrick Reed**, Humana Challenge; **Ben Crane**, FedEx St. Jude Classic; **Martin Kaymer**, U.S. Open; **Rory McIlroy**, The Open Championship
2013	**Phil Mickelson**, Waste Management Phoenix Open; **Henrik Stenson**, TOUR Championship by Coca-Cola
2012	None
2011	**Rory McIlroy**, U.S. Open
2010	**Jason Bohn**, Zurich Classic of New Orleans; **Rocco Mediate**, Frys.com Open
2009	**Geoff Ogilvy**, Mercedes-Benz Championship; **Brian Gay**, St. Jude Classic
2008	**K.J. Choi**, Sony Open in Hawaii; **Camilo Villegas**, BMW Championship
2007	**Steve Flesch**, Reno-Tahoe Open
2006	**Phil Mickelson**, BellSouth Classic; **Stuart Appleby**, Shell Houston Open; **Corey Pavin**, U.S. Bank Championship; **Tiger Woods**, World Golf Championships-American Express Championship
2005	**Phil Mickelson**, AT&T Pebble Beach National Pro-Am; **Justin Leonard**, FedEx St. Jude Classic; **Tiger Woods**, The Open Championship; **Ben Crane**, U.S. Bank Championship; **Vaughn Taylor**, Reno-Tahoe Open.
2004	**Stewart Cink**, World Golf Championships-NEC Invitational; **Vijay Singh**, 84 LUMBER Classic
2003	**Tiger Woods**, 100th Western Open; **Davis Love III**, The INTERNATIONAL
2002	**Tiger Woods**, U.S. Open, World Golf Championships-American Express Championship; **K.J. Choi**, Tampa Bay Classic
2001	**Bob Estes**, FedEx St. Jude Classic
2000	**Paul Azinger**, Sony Open in Hawaii; **Hal Sutton**, THE PLAYERS Championship; **Tiger Woods**, U.S. Open, World Golf Championships–NEC Invitational
1999	**Jesper Parnevik**, Greater Greensboro Chrysler Classic; **David Toms**, Sprint International
1998	None
1997	**Steve Jones**, Phoenix Open; **Steve Elkington**, THE PLAYERS Championship; **Nick Price**, MCI Classic; **Ernie Els**, Buick Classic
1996	**Tim Herron**, The Honda Classic; **Ernie Els,** Buick Classic; **Scott Hoch**, Michelob Championship at Kingsmill
1995	None
1994	**Greg Norman**, THE PLAYERS Championship; **Mike Springer**, Kmart Greater Greensboro Open; **Bob Estes**, Texas Open
1993	**Howard Twitty**, United Airlines Hawaiian Open; **Nick Price**, Sprint Western Open
1992	**Fred Couples**, The Nestle Invitational; **David Frost**, Hardee's Golf Classic
1991	None
1990	**Jose Maria Olazabal**, World Series of Golf; **Tim Simpson**, Walt Disney World/Oldsmobile Classic
1989	**Ian Baker-Finch**, Colonial National Invitational
1988	**Steve Pate**, MONY Tournament of Champions; **Larry Nelson**, Georgia-Pacific Atlanta Golf Classic; **Bob Lohr**, Walt Disney World/Oldsmobile Golf Classic; **Curtis Strange**, Nabisco Championships of Golf
1987	**Joey Sindelar**, B.C. Open; **Tom Watson**, Nabisco Championships of Golf
1986	None
1985	**Tom Kite**, MONY Tournament of Champions
1984	**Greg Norman**, Kemper Open
1983	**Hal Sutton**, PGA Championship; **Nick Price**, World Series of Golf
1982	**Bob Gilder**, Manufacturers Hanover Westchester Classic; **Raymond Floyd**, PGA Championship; **Tim Norris**, Sammy Davis, Jr. Greater Hartford Open
1981	None
1980	**Tom Watson**, Tournament of Champions, Byron Nelson Golf Classic; **Bruce Lietzke**, Colonial National Invitational; **Scott Hoch**, Quad Cities Open
1979	**Bruce Lietzke**, Joe Garagiola Tucson Open; **Tom Watson**, Sea Pines Heritage Classic, Tournament of Champions
1978	**Tom Watson**, Joe Garagiola Tucson Open
1977	**Rik Massengale**, Bob Hope Desert Classic; **Andy Bean**, Doral-Eastern Open Invitational; **Lee Trevino**, Canadian Open; **Jerry Pate,** Southern Open
1976	**Raymond Floyd**, Masters Tournament; **Mark Hayes**, Byron Nelson Golf Classic
1975	**Johnny Miller**, Dean Martin Tucson Open; **Tom Weiskopf**, Greater Greensboro Open; **Al Geiberger**, Tournament Players Championship
1974	**Johnny Miller**, Dean Martin Tucson Open, Sea Pines Heritage Open; **Allen Miller**, Tallahassee Open; **Ed Sneed**, Greater Milwaukee Open
1973	**Lee Trevino**, Doral-Eastern Open Invitational; **Homero Blancas**, Monsanto Open
1972	**Jack Nicklaus**, Masters Tournament; **Dave Hill**, Monsanto Open
1971	**Jack Nicklaus**, PGA Championship; **Arnold Palmer**, Westchester Classic
1970	**Tony Jacklin**, U.S. Open

First-Time Winners

(Rookies underlined)

2016-17	12	**Cody Gribble, Mac Hughes, Hudson Swafford, Jon Rahm, Adam Hadwin, Wesley Bryan, Kevin Chappell, Cameron Smith, Xander Schauffele*, Bryson DeChambeau, Grayson Murray, Chris Stroud**
2015-16	16	**Emiliano Grillo, Smylie Kaufman, Justin Thomas, Peter Malnati, Russell Knox*, Kevin Kisner, Tony Finau, Jim Herman, Danny Willett, Branden Grace, Brian Stuard, William McGirt, Daniel Berger, Billy Hurley III, Greg Chalmers, Si Woo Kim**
2014-15	11	**Ben Martin, Robert Streb, Nick Taylor, Brooks Koepka, James Hahn, Alex Cejka, David Lingmerth, Fabian Gomez, Danny Lee, Troy Merritt, Shane Lowry**
2013-14	10	**Jimmy Walker**, Kevin Stadler, Chesson Hadley, Matt Every, Steven Bowditch, Matt Jones, Seung-Yul Noh, Brendon Todd, Hideki Matsuyama, Brian Harman**
2013	12	**Russell Henley, John Merrick, Michael Thompson, Scott Brown, Kevin Streelman, Billy Horschel, Derek Ernst, Sang-Moon Bae, Harris English, Ken Duke, Jordan Spieth, Patrick Reed**
2012	9	**Kyle Stanley, John Huh, Jason Dufner, Rickie Fowler, Marc Leishman, Ted Potter, Jr., Jonas Blixt, Tommy Gainey, Charlie Beljan**
2011	14	**Jhonattan Vegas, D.A. Points, Gary Woodland, Charl Schwartzel, Brendan Steele, Keegan Bradley*, Harrison Frazar, Fredrik Jacobson, Chris Kirk, Scott Stallings, Scott Piercy, Webb Simpson*, Kevin Na, Bryce Molder**
2010	15	**Bill Haas*, Ian Poulter, Derek Lamely, Rory McIlroy, Tim Clark, Jason Day, Justin Rose*, Graeme McDowell, Bubba Watson, Louis Oosthuizen, Bill Lunde, Matt Bettencourt, Martin Kaymer, Arjun Atwal, Robert Garrigus**
2009	7	**Pat Perez, Y.E. Yang*, Paul Casey, Bo Van Pelt, Nathan Green, Ryan Moore, Martin Laird**
2008	12	**Brian Gay, Greg Kraft, Andres Romero, Johnson Wagner, Anthony Kim*, Ryuji Imada, Richard S. Johnson, Chez Reavie, Parker McLachlin, Camilo Villegas*, Dustin Johnson, Marc Turnesa**
2007	12	**Charley Hoffman, Henrik Stenson, Mark Wilson, Boo Weekley, Nick Watney, Angel Cabrera, Hunter Mahan, Brian Bateman, Joe Ogilvie, Brandt Snedeker, George McNeill, Daniel Chopra**
2006	13	**J.B. Holmes, Arron Oberholser, Aaron Baddeley, Chris Couch, Brett Wetterich, J.J. Henry, Trevor Immelman, John Senden, Dean Wilson, Will MacKenzie, Eric Axley, D.J. Trahan, Troy Matteson**
2005	12	**Geoff Ogilvy, Padraig Harrington*, Peter Lonard, Tim Petrovic, Ted Purdy, Michael Campbell; Sean O'Hair, Jason Bohn, Jason Gore, Wes Short, Jr., Lucas Glover, Carl Pettersson**
2004	10	**Heath Slocum, Todd Hamilton*, Zach Johnson, Stephen Ames, Mark Hensby, Rod Pampling, Vaughn Taylor, Bart Bryant, Andre Stolz, Ryan Palmer**
2003	7	**Ben Crane, Steve Flesch, Jonathan Kaye, Ben Curtis, Shaun Micheel, Adam Scott, Chad Campbell**
2002	18	**Jerry Kelly*, Matt Gogel, Len Mattiace*, Kevin Sutherland, Ian Leggatt, Matt Kuchar, Craig Perks, K.J. Choi, Chris Smith, Spike McRoy, Chris Riley, Craig Parry, John Rollins, Charles Howell III, Phil Tataurangi, Bob Burns, Jonathan Byrd, Luke Donald**
2001	10	**Garrett Willis, Jose Coceres*, Robert Damron, Sergio Garcia*, Frank Lickliter II, Retief Goosen, Shigeki Maruyama, David Gossett, Joel Edwards, Cameron Beckman**
2000	8	**Kirk Triplett, Jim Carter, Darren Clarke, Tom Scherrer, Dennis Paulson, Michael Clark II, Rory Sabbatini, Chris DiMarco**
1999	9	**Glen Day, Carlos Franco*, Rich Beem, Paul Lawrie, J.L. Lewis, Brent Geiberger, Tom Pernice, Jr., Notah Begay II*, Mike Weir**

1998	8	Jesper Parnevik, Lee Westwood, Trevor Dodds, J.P. Hayes, Joe Durant, Olin Browne, Brandel Chamblee, Chris Perry
1997	6	Stuart Appleby, Frank Nobilo, David Toms, Stewart Cink, Gabriel Hjerstedt, David Duval**
1996	13	Tim Herron, Paul Goydos, Scott McCarron, Paul Stankowski, Steve Stricker, Willie Wood, Justin Leonard, Clarence Rose, Guy Boros, Dudley Hart, Michael Bradley, Tiger Woods*, David Ogrin
1995	7	John Morse, Ted Tryba, Ed Dougherty, Woody Austin, Brad Bryant, Jim Furyk, Duffy Waldorf
1994	10	Loren Roberts, Mike Springer, Mike Heinen, Neal Lancaster, Tom Lehman, Ernie Els, Brian Henninger, Dicky Pride, Steve Lowery, Bob Estes
1993	7	Brett Ogle, Mike Standly, Jim McGovern, Grant Waite, Vijay Singh, Billy Mayfair, Jeff Maggert
1992	4	Lee Janzen, Fred Funk, Mark Carnevale, Richard Zokol
1991	14	Phil Mickelson, Jay Don Blake, Rocco Mediate, Ian Woosnam*, Kenny Perry, Billy Andrade*, Russ Cochran, Bruce Fleisher, Dillard Pruitt, Billy Ray Brown, Brad Faxon, John Daly, David Peoples, Fulton Allem
1990	10	Robert Gamez*, Tommy Armour II, David Ishii, John Huston, Tony Sills, Steve Elkington, Peter Persons, Jose Maria Olazabal, Jim Gallagher, Jr., Nolan Henke
1989	9	Greg Twiggs, Ian Baker-Finch, Tom Byrum, Wayne Grady, Mike Donald, Curt Byrum, Stan Utley, Ted Schulz, Bill Britton
1988	11	Steve Jones, Chip Beck*, Jim Benepe, Tom Sieckmann, Blaine McCallister, Mark Brooks, Jodie Mudd, Jeff Sluman, David Frost*, Andrew Magee, Bob Lohr
1987	10	Paul Azinger**, T.C. Chen, Davis Love II, Keith Clearwater*, Robert Wrenn, John Inman, Sam Randolph, Steve Pate, Ken Brown, Mike Reid
1986	12	Donnie Hammond, Bob Tway***, Kenny Knox, Sandy Lyle, Dan Pohl*, Mac O'Grady, Mike Hulbert, Rick Fehr, Gene Sauers, Mark Calcavecchia, Fred Wadsworth, Ernie Gonzalez
1985	11	Woody Blackburn, Joey Sindelar*, Bernhard Langer*, Bill Glasson, Mark Wiebe, Dan Forsman, Phil Blackmar, Scott Verplank, Ken Green, Jim Thorpe*, Tim Simpson
1984	6	Bob Eastwood*, Nick Faldo, Corey Pavin, Greg Norman*, Denis Watson**, Mark O'Meara
1983	10	Isao Aoki, Gary Hallberg, Mike Nicolette, Fred Couples, Larry Mize, Nick Price, Pat Lindsey, Mark Lye, Rex Caldwell, Ronnie Black
1982	5	Bob Shearer, Payne Stewart, Tim Norris, Bobby Clampett, Hal Sutton
1981	5	John Cook, Keith Fergus, Dave Barr, Peter Oosterhuis, Morris Hatalsky
1980	12	Craig Stadler*, Jeff Mitchell, Mark Pfeil, Scott Simpson, Scott Hoch, Peter Jacobsen, Don Pooley, Phil Hancock, Mike Sullivan, Dan Halldorson, David Edwards, Doug Tewell*
1979	12	Fuzzy Zoeller*, Bob Byman, Larry Nelson*, Mark McCumber, Calvin Peete, D.A. Weibring, Jack Renner, Howard Twitty, John Fought*, Ed Fiori, Curtis Strange, George Burns
1978	9	Jay Haas, Bill Rogers, Seve Ballesteros, Barry Jaeckel, Lon Hinkle, Jack Newton, Ron Streck, Wayne Levi, Bob Mann
1977	10	Bruce Lietzke*, Tom Purtzer, Andy Bean, Graham Marsh, Danny Edwards, Jim Simons, Mike Morley, Andy North, Bobby Cole, Gil Morgan
1976	9	Bob Gilder, Gary Koch, Mark Hayes*, Tom Kite, Joe Inman, Jerry Pate*, John Lister, Bob Wynn, Bill Kratzert
1975	8	Gary Groh, Pat Fitzsimons, Jerry McGee, Rik Massengale, Tom Jenkins, Roger Maltbie*, Don Bies, Don Iverson
1974	11	Leonard Thompson, Lee Elder, Allen Miller, Rod Curl, Bob Menne, Tom Watson, Richie Karl, Victor Regalado, Forrest Fezler, Terry Diehl, Mac McLendon
1973	6	John Schlee, Bert Greene, Sam Adams, Ed Sneed, John Mahaffey, Ben Crenshaw
1972	5	Grier Jones*, Bob Shaw, Jim Jamieson, David Graham, Lanny Wadkins
1971	10	J.C. Snead*, Bud Allin, Hubert Green, Bobby Mitchell, Dave Eichelberger, Jerry Heard, DeWitt Weaver, Johnny Miller, Labron Harris, Hale Irwin
1970	5	Mike Hill, Gibby Gilbert, Tommy Aaron, Hugh Royer, Bill Garrett

** Won two times*
*** Won three times*
**** Won four times*

Average Driving Distance

1980 – 256.8	1993 – 260.3	2006 – 289.3
1981 – 259.7	1994 – 261.8	2007 – 289.1
1982 – 256.8	1995 – 263.6	2008 – 287.3
1983 – 258.7	1996 – 266.4	2009 – 287.9
1984 – 259.6	1997 – 267.6	2010 – 287.3
1985 – 260.4	1998 – 270.6	2011 – 290.9
1986 – 261.5	1999 – 272.4	2012 – 289.1
1987 – 262.5	2000 – 273.2	2013 – 298.2
1988 – 263.5	2001 – 279.4	2013-14 – 287.2
1989 – 261.8	2002 – 279.8	2014-15 – 289.7
1990 – 262.7	2003 – 286.3	2015-16 – 290.0
1991 – 261.4	2004 – 287.3	2016-17 – 292.5
1992 – 260.5	2005 – 288.9	

Xander Schauffele
At the age of 23 years, 10 months, 30 days, Xander Schauffele won the TOUR Championship, marking the 18th PGA TOUR event won by a player under the age of 25 in the 2016-17 season, the most on TOUR since 1970.

PGA TOUR Awards

FedExCup Champion

The FedExCup is awarded to the season champion at the end of the TOUR Championship, based on a points system.

2007	Tiger Woods
2008	Vijay Singh
2009	Tiger Woods
2010	Jim Furyk
2011	Bill Haas
2012	Brandt Snedeker
2013	Henrik Stenson
2014	Billy Horschel
2015	Jordan Spieth
2016	Rory McIlroy
2017	Justin Thomas

Byron Nelson Award

The Byron Nelson Award is based on each player's adjusted scoring average. The adjusted score is computed from the average score of the field at each tournament. As a result, a player's score may be higher or lower than his actual score. Actual scoring average was used to determine the scoring leader prior to 1988.

In order to qualify for the Byron Nelson Award, a player must compete in a minimum of 50 official rounds on the PGA TOUR.

1980	Lee Trevino	69.73
1981	Tom Kite	69.80
1982	Tom Kite	70.21
1983	Raymond Floyd	70.61
1984	Calvin Peete	70.56
1985	Don Pooley	70.36
1986	Scott Hoch	70.08
1987	David Frost	70.09
1988	Greg Norman	69.38
1989	Payne Stewart	*69.485
1990	Greg Norman	69.10
1991	Fred Couples	69.59
1992	Fred Couples	69.38
1993	Greg Norman	68.90
1994	Greg Norman	68.81
1995	Greg Norman	69.06
1996	Tom Lehman	69.32
1997	Nick Price	68.98
1998	David Duval	69.13
1999	Tiger Woods	68.43
2000	Tiger Woods	67.79
2001	Tiger Woods	68.81
2002	Tiger Woods	68.56
2003	Tiger Woods	68.41
2004	Vijay Singh	68.84
2005	Tiger Woods	68.66
2006	Tiger Woods	68.11
2007	Tiger Woods	67.79
2008	Sergio Garcia	69.12
2009	Tiger Woods	68.05
2010	Matt Kuchar	69.61
2011	Luke Donald	68.86
2012	Rory McIlroy	68.87
2013	Steve Stricker	68.95
2014	Rory McIlroy	68.83
2015	Jordan Spieth	68.94
2016	Dustin Johnson	69.17
2017	Jordan Spieth	68.85

*Had to be carried a decimal farther to determine winner

Arnold Palmer Award

Awarded annually to the PGA TOUR's leading money winner.

1981	Tom Kite	$375,699
1982	Craig Stadler	446,462
1983	Hal Sutton	426,668
1984	Tom Watson	476,260
1985	Curtis Strange	542,321
1986	Greg Norman	653,296
1987	Curtis Strange	925,941
1988	Curtis Strange	1,147,644
1989	Tom Kite	1,395,278
1990	Greg Norman	1,165,477
1991	Corey Pavin	979,430
1992	Fred Couples	1,344,188
1993	Nick Price	1,478,557
1994	Nick Price	1,499,927
1995	Greg Norman	1,654,959
1996	Tom Lehman	1,780,159
1997	Tiger Woods	2,066,833
1998	David Duval	2,591,031
1999	Tiger Woods	6,616,585
2000	Tiger Woods	9,188,321
2001	Tiger Woods	5,687,777
2002	Tiger Woods	6,912,625
2003	Vijay Singh	7,573,907
2004	Vijay Singh	10,725,166
2005	Tiger Woods	10,628,024
2006	Tiger Woods	$9,941,563
2007	Tiger Woods	10,867,052
2008	Vijay Singh	6,601,094
2009	Tiger Woods	10,508,163
2010	Matt Kuchar	4,910,477
2011	Luke Donald	6,683,214
2012	Rory McIlroy	8,047,952
2013	Tiger Woods	8,553,439
2014	Rory McIlroy	8,280,096
2015	Jordan Spieth	12,030,465
2016	Dustin Johnson	9,365,185
2017	Justin Thomas	9,921,560

PGA TOUR Player of the Year/ Jack Nicklaus Award

The Jack Nicklaus Award is given annually to the PGA TOUR Player of the Year based on balloting of the membership.

1990	Wayne Levi
1991	Fred Couples
1992	Fred Couples
1993	Nick Price
1994	Nick Price
1995	Greg Norman
1996	Tom Lehman
1997	Tiger Woods
1998	Mark O'Meara
1999	Tiger Woods
2000	Tiger Woods
2001	Tiger Woods
2002	Tiger Woods
2003	Tiger Woods
2004	Vijay Singh
2005	Tiger Woods
2006	Tiger Woods
2007	Tiger Woods
2008	Padraig Harrington
2009	Tiger Woods
2010	Jim Furyk
2011	Luke Donald
2012	Rory McIlroy
2013	Tiger Woods
2014	Rory McIlroy
2015	Jordan Spieth
2016	Dustin Johnson
2017	Justin Thomas

PGA TOUR Rookie of the Year

The award is based on balloting by PGA TOUR players.

1990	Robert Gamez
1991	John Daly
1992	Mark Carnevale
1993	Vijay Singh
1994	Ernie Els
1995	Woody Austin
1996	Tiger Woods
1997	Stewart Cink
1998	Steve Flesch
1999	Carlos Franco
2000	Michael Clark II
2001	Charles Howell III
2002	Jonathan Byrd
2003	Ben Curtis
2004	Todd Hamilton
2005	Sean O'Hair
2006	Trevor Immelman
2007	Brandt Snedeker
2008	Andres Romero
2009	Marc Leishman
2010	Rickie Fowler
2011	Keegan Bradley
2012	John Huh
2013	Jordan Spieth
2014	Chesson Hadley
2015	Daniel Berger
2016	Emiliano Grillo
2017	Xander Schauffele

PGA TOUR Courage Award

The award is based on balloting by PGA TOUR players.

1991	Bruce Fleisher, D.A. Weibring
1992	John Cook
1993	Howard Twitty
1994	Hal Sutton
1995	Bob Tway
1996	Steve Jones
1997	Bill Glasson
1998	Scott Verplank
1999	Steve Pate
2000	Paul Azinger
2001	Joe Durant
2002	Gene Sauers
2003	Peter Jacobsen
2004	John Daly
2005	Olin Browne
2006	Steve Stricker
2007	Steve Stricker
2008	Dudley Hart
2009	No Award Given
2010	Stuart Appleby
2011	No Award Given
2012	No Award Given*
2013	Erik Compton
2014	No Award Given
2015	Jarrod Lyle
2016	No Award Given
2017	Gene Sauers

* Starting in 2012, the Comeback Award was renamed the Courage Award

Other Awards Won by PGA TOUR Players

PGA Player of the Year

The PGA Player of the Year Award is given by the PGA of America to the top PGA TOUR player based on a mathematical formula that weighs tournament wins, official money standing and scoring average.

The point system for selecting the Player of the Year was amended in 1982, as follows: 30 points for winning the PGA Championship, U.S. Open, British Open or Masters Tournament; 20 points for winning THE PLAYERS Championship; 10 points for winning all other designated PGA TOUR events. In addition, there is a 50-point bonus for winning two majors, 75-point bonus for winning three, 100-point bonus for winning four.

For top-10 finishes on the PGA TOUR's official money list and scoring average list, the point value is: first, 20 points, then 18, 16, 14, 12, 10, 8, 6, 4, 2. Any incomplete rounds in the scoring average list will result in a .10 penalty per incomplete round.

1948	Ben Hogan
1949	Sam Snead
1950	Ben Hogan
1951	Ben Hogan
1952	Julius Borns
1953	Ben Hogan
1954	Ed Furgol
1955	Doug Ford
1956	Jack Burke
1957	Dick Mayer
1958	Dow Finsterwald
1959	Art Wall
1960	Arnold Palmer
1961	Jerry Barber
1962	Arnold Palmer
1963	Julius Boros
1964	Ken Venturi
1965	Dave Marr
1966	Billy Casper
1967	Jack Nicklaus
1968	Not Awarded
1969	Orville Moody
1970	Billy Casper
1971	Lee Trevino
1972	Jack Nicklaus
1973	Jack Nicklaus
1974	Johnny Miller
1975	Jack Nicklaus
1976	Jack Nicklaus
1977	Tom Watson
1978	Tom Watson
1979	Tom Watson
1980	Tom Watson
1981	Bill Rogers
1982	Tom Watson
1983	Hal Sutton
1984	Tom Watson
1985	Lanny Wadkins
1986	Bob Tway
1987	Paul Azinger
1988	Curtis Strange
1989	Tom Kite
1990	Nick Faldo
1991	Corey Pavin
1992	Fred Couples
1993	Nick Price
1994	Nick Price
1995	Greg Norman
1996	Tom Lehman
1997	Tiger Woods
1998	Mark O'Meara
1999	Tiger Woods
2000	Tiger Woods
2001	Tiger Woods
2002	Tiger Woods
2003	Tiger Woods
2004	Vijay Singh
2005	Tiger Woods
2006	Tiger Woods
2007	Tiger Woods
2008	Padraig Harrington
2009	Tiger Woods
2010	Jim Furyk
2011	Luke Donald
2012	Rory McIlroy
2013	Tiger Woods
2014	Rory McIlroy
2015	Jordan Spieth
2016	Dustin Johnson
2017	Justin Thomas

Vardon Trophy

The Vardon Trophy, named in honor of famed British golfer Harry Vardon, is awarded annually by the PGA of America.

From 1947 to 1987, the Vardon Trophy was awarded to the professional golfer with the lowest-scoring average. In 1988, the criteria were adjusted to award the Vardon Trophy to the touring professional with the lowest adjusted scoring average based on a minimum of 60 official rounds in events cosponsored or approved by the PGA TOUR.

1937	Harry Cooper	500+
1938	Sam Snead	520+
1939	Byron Nelson	473+
1940	Ben Hogan	423+
1941	Ben Hogan	494+
1947*	Jimmy Demaret	69.90
1948	Ben Hogan	69.30
1949	Sam Snead	69.37
1950	Sam Snead	69.23
1951	Lloyd Mangrum	70.05
1952	Jack Burke	70.54
1953	Lloyd Mangrum	70.22
1954	E.J. Harrison	70.41
1955	Sam Snead	69.86
1956	Cary Middlecoff	70.35
1957	Dow Finsterwald	70.30
1958	Bob Rosburg	70.11
1959	Art Wall	70.35
1960	Billy Casper	69.95
1961	Arnold Palmer	69.85
1962	Arnold Palmer	70.27
1963	Billy Casper	70.58
1964	Arnold Palmer	70.01
1965	Billy Casper	70.85
1966	Billy Casper	70.27
1967	Arnold Palmer	70.18
1968	Billy Casper	69.82
1969	Dave Hill	70.34
1970	Lee Trevino	70.64
1971	Lee Trevino	70.27
1972	Lee Trevino	70.89
1973	Bruce Crampton	70.57
1974	Lee Trevino	70.53
1975	Bruce Crampton	70.51
1976	Don January	70.56
1977	Tom Watson	70.32
1978	Tom Watson	70.16
1979	Tom Watson	70.27
1980	Lee Trevino	69.73
1981	Tom Kite	69.80
1982	Tom Kite	70.21
1983	Raymond Floyd	70.61
1984	Calvin Peete	70.56
1985	Don Pooley	70.36
1986	Scott Hoch	70.08
1987	Dan Pohl	70.25
1988	Chip Beck	69.46
1989	Greg Norman	69.49
1990	Greg Norman	69.10
1991	Fred Couples	69.59
1992	Fred Couples	69.38
1993	Nick Price	69.11
1994	Greg Norman	68.81
1995	Steve Elkington	69.62
1996	Tom Lehman	69.32
1997	Nick Price	68.98
1998	David Duval	69.13
1999	Tiger Woods	68.43
2000	Tiger Woods	67.79
2001	Tiger Woods	68.81
2002	Tiger Woods	68.56
2003	Tiger Woods	68.41
2004	Vijay Singh	68.84
2005	Tiger Woods	68.66
2006	Jim Furyk	68.86
2007	Tiger Woods	67.79
2008	Sergio Garcia	69.12
2009	Tiger Woods	68.05
2010	Matt Kuchar	69.61
2011	Luke Donald	68.86
2012	Rory McIlroy	68.87
2013	Tiger Woods	68.98
2014	Rory McIlroy	68.83
2015	Jordan Spieth	68.94
2016	Dustin Johnson	69.17
2017	Jordan Spieth	68.85

\+ 1937-1941 Point system used
* 1942-46 No Awards, World War II

Any player with an incomplete round is ineligible to win the Vardon Trophy.

Other Awards Won by PGA TOUR Players

Sporting News
Man of the Year

1971	Lee Trevino

Sports Illustrated
Sportsman of the Year

1960	Arnold Palmer
1964	Ken Venturi
1971	Lee Trevino
1978	Jack Nicklaus
1996	Tiger Woods
2000	Tiger Woods

Presidential Medal of Freedom

2004	Arnold Palmer
2005	Jack Nicklaus
2014	Charles Sifford

Sports Illustrated
20th Century Sports Awards

1999	Jack Nicklaus, Individual Sport, Men

Associated Press
Male Athlete of the Year

1932	Gene Sarazen
1944	Byron Nelson
1945	Byron Nelson
1953	Ben Hogan
1971	Lee Trevino
1997	Tiger Woods
1999	Tiger Woods
2000	Tiger Woods
2006	Tiger Woods

Congressional Gold Medal

2006	Byron Nelson
2009	Arnold Palmer
2014	Jack Nicklaus

Bob Jones Award

1960	Charles Evans Jr.
1962	Horton Smith
1966	Gary Player
1968	Bob Dickson
1970	Roberto De Vicenzo
1971	Arnold Palmer
1973	Gene Littler
1974	Byron Nelson
1975	Jack Nicklaus
1976	Ben Hogan

Bob Jones Award (cont.)

1977	Joseph C. Dey Jr.
1979	Tom Kite
1985	Fuzzy Zoeller
1987	Tom Watson
1989	Chi Chi Rodriguez
1991	Ben Crenshaw
1992	Gene Sarazen
2004	Jack Burke Jr.
2005	Nick Price
2006	Jay Haas
2013	Davis Love III
2014	Payne Stewart
2015	Barbara Nicklaus
2016	Judy Bell
2017	Bob Ford

PGA TOUR Lifetime Achievement Award

The PGA TOUR Lifetime Achievement Award honors individuals "who have made outstanding contributions to the PGA TOUR over an extended period of time through their performances on the golf course or (through) their actions off the course in serving as ambassadors of the game."

The first PGA TOUR Lifetime Achievement Award was presented to "The Squire," Gene Sarazen, at the 1996 PGA TOUR Awards Dinner at La Costa Resort and Spa in Carlsbad, Calif. Subsequent honorees have been Byron Nelson (1997), Arnold Palmer (1998), Sam Snead (1998), Jack Burke, Jr. (2003), Pete Dye (2005), Deane Beman (2007), Jack Nicklaus (2008), former U.S. President George H.W. Bush (2009), Gary Player (2012) and Jack Vickers (2014).

Jack Vickers

Card Walker Award

The Card Walker Award was given by the PGA TOUR to the person who or group which has made significant contributions to the support of Junior Golf.

1981	Mrs. Lou Smith
1982	Frank Emmet
1983	Jack Nicklaus
1984	Sally Carroll
1985	Don Padgett, Sr.
1986	Chi Chi Rodriguez
1987	James S. Kemper
1988	William V. Powers
1989	Selina Johnson
1990	Tucson
1991	American Junior Golf Assoc.
1992	Bill Dickey
1993	Western Golf Association
1994	Fred Engh
1995	Ryder System, Inc.
1996	Sandy LaBauve
1997	Kansas City Golf Foundation
1998	Renee Powell
1999	Jack Stephens
2000	Rudy Duran
2001	Fred T. Tattersall
2002	USGA Foundation
2003	Tom Watson

Volunteer of the Year Award

This award is given each year to recognize, through one volunteer at a PGA TOUR event, all the volunteers without whose efforts tournaments would not be possible.

1998	Dorothy Campbell	Memorial Tournament
1999	Steve Jacobs	John Deere Classic
2000	Earl Elliott	Shell Houston Open, THE TOUR Championship (Houston)
2001	Mary Cave	Buick Invitational
2002	Dick Searle	AT&T Pebble Beach National Pro-Am
2003	Bobby Tsumura	Sony Open in Hawaii
2004	Peggy Nelson	EDS Byron Nelson Championship
2005	John Hamilton	Cialis Western Open
2006	Marty Sheets	Wyndham Championship
2007	Phyllis Wade	Northern Trust Open
2008	Joan Smith	Buick Invitational
2009	Virginia Lane	THE TOUR Championship presented by Coca-Cola
2010	Mel Krejci	BMW Championship
2011	Ray Berlinger	Children's Miracle Network Hospitals Classic
2012	Terry Russ	Shell Houston Open
2013	Darlene Riggs	THE PLAYERS Championship
2014	Jim Hunt	Crowne Plaza Invitational at Colonial
2015	Doug Wertz	Zurich Classic of New Orleans
2016	Karan and Don Whamond	THE NORTHERN TRUST

Payne Stewart Award

The award is named for Payne Stewart, an 11-time winner on the PGA TOUR, including three major championships. Stewart died the week of the TOUR Championship in 1999. The award was created by the PGA TOUR Policy Board to perpetuate Stewart's memory. It is presented annually at the TOUR Championship to a player sharing Stewart's respect for the traditions of the game, his commitment to uphold the game's heritage of charitable support and the professional and meticulous presentation of himself and the sport through his dress and conduct.

In addition to a sculpture presented to the recipient, the Payne Stewart Award is accompanied by an annual Payne Stewart Award Grant presented by Southern Company. The $500,000 grant will support several initiatives in Stewart's name to be distributed as follows: $100,000 to Payne and Tracey Stewart's primary charity, The Stewart Family Foundation; $100,000 to the Payne Stewart Memorial Golf & Leadership Complex at Kids Across America Kamps; and $300,000 to a charity designated by the recipient.

2000	Byron Nelson
	Jack Nicklaus
	Arnold Palmer
2001	Ben Crenshaw
2002	Nick Price
2003	Tom Watson
2004	Jay Haas
2005	Brad Faxon
2006	Gary Player
2007	Hal Sutton
2008	Davis Love III
2009	Kenny Perry
2010	Tom Lehman
2011	David Toms
2012	Steve Stricker
2013	Peter Jacobsen
2014	Nick Faldo
2015	Ernie Els
2016	Jim Furyk
2017	Stewart Cink

PGA TOUR Charity of the Year Award

The PGA TOUR Charity of the Year Award was started in 1987. Charities are nominated by the Tournament Advisory Council (TAC) and voted on by the PGA TOUR Policy Board.

1987	Egleston Hospital for Children	BellSouth Classic
1988	Siskin Memorial Foundation	Chattanooga Classic
1989	Bobby Benson Foundation	United Airlines Hawaiian Open
1990	Salesmanship Club	GTE Byron Nelson Classic
1991	Arrowhead Ranch for Boys	Hardee's Golf Classic
1992	United Health Services System	B.C. Open
1993	Chinquapin School	Shell Houston Open
1994	Louisiana Children's Research Center for Development and Learning	Freeport-McMoRan Classic
1995	The Pro Kids Golf Academy	Buick Invitational
1996	The Thunderbird Youth Fund	Phoenix Open
1997	Martha's Kitchen	Bob Hope Chrysler Classic
1998	St. Jude Children's Research Hospital	FedEx St. Jude Classic
1999	Louisiana Chapter of Operation Smile	Compaq Classic of New Orleans
2000	Volunteers in Medicine	WORLDCOM CLASSIC-The Heritage of Golf
2001	Homeward Bound	Phoenix Open
2002	Children's Healthcare of Atlanta	BellSouth Classic
2003	Respite Care of San Antonio	Valero Texas Open
2004	Evans Scholars Foundation	Cialis Western Open
2005	St. Michael's Special School	Zurich Classic of New Orleans
2006	Any Baby Can	Valero Texas Open
2007	Academy Prep Center for Education	PODS Championship
2008	Whaley Children's Center	Buick Open
2009	Arnold Palmer Medical Center	Arnold Palmer Invitational
2010	Ryan House	Waste Management Phoenix Open
2011	River Bend Foodbank	John Deere Classic
2012	The Children's Cabinet	Reno-Tahoe Open
2013	Memory Matters	RBC Heritage
2014	The Hole in the Wall Gang Camp	Travelers Championship
2015	Monarch School	Farmers Insurance Open
2016	Each One. Tell One.	Barracuda Championship

Notes