

**RORY MCILROY**

2018-19 FEDEXCUP CHAMPION AND  
PGA TOUR PLAYER OF THE YEAR

**SUNGJAE IM**

2018-19 PGA TOUR ROOKIE OF THE YEAR



**FedEx**



**THE 2019-20**



**MEDIA GUIDE**

## Table of Contents

### Introduction

About the PGA TOUR	1:001
FedExCup Overview	1:002
TOUR History & Chronology	1:003
Board of Directors	1:004
About the Commissioner	1:005
Executive Leadership	1:006

### Players

Priority Rankings	2:001
Rookies	2:002
International Players	2:003
Player Table of Contents	2:004

### Tournaments

Tournament Schedule	3:001
---------------------	-------

### FedExCup

Final Regular Season FedExCup Standings	4:001
Final FedExCup Standings	4:002
FedExCup Points Distribution	4:003
FedExCup Playoffs Summaries	4:004

### All-Time Records

Scoring	5:001
Wins and Finishes	5:002
Major Championships	5:003
Playoffs	5:004
Age	5:005
Leads	5:006
Cuts	5:007
Holes-in-One	5:008
Money	5:009
Official World Golf Ranking	5:010
Firsts	5:011
Weather & Tournament Finishes	5:012
All-Time Facts & Figures	5:013

### Statistics

Tournament Winners Summary	6:001
Player Performance Chart	6:002
Toughest Holes	6:003
Toughest Courses	6:004

### Awards

Awards	7:001
--------	-------

*SECTION 1*

# *INTRODUCTION*

*THE 2019-20*



*MEDIA GUIDE*

# About the PGA TOUR

## Mission

By showcasing golf's greatest players, we engage, inspire and positively impact our fans, partners and communities worldwide.

## Headquarters

112 PGA TOUR Boulevard  
Ponte Vedra Beach, FL 32082  
Phone: 904-285-3700

## Commissioner

Jay Monahan (since January 2, 2017)

## Overview

The PGA TOUR is the world's premier membership organization for touring professional golfers, co-sanctioning more than 130 tournaments on the PGA TOUR, PGA TOUR Champions, Korn Ferry Tour, PGA TOUR Latinoamérica, Mackenzie Tour-PGA TOUR Canada and PGA TOUR Series-China.

The modern-day PGA TOUR was formed in 1968 when a subset of touring professionals broke away from the PGA of America.

## Eligibility

Each PGA TOUR player has earned a position on the priority-ranking system that is used to select full-field open tournaments.

## Membership

PGA TOUR members hail from around the globe. In 2019-20, there are 93 active international members from 28 countries and territories outside the United States.

## IMPACT

Through the world of golf, the PGA TOUR, backed by its network of volunteers, drives positive impact at unprecedented levels to support and improve local communities. The PGA TOUR and its tournaments have donated close to \$3 billion to date to support local organizations.

## PGA TOUR Schedule

PGA TOUR tournaments in 2019-20 are conducted in 21 states, plus Australia, Bermuda, Canada, China, Dominican Republic, England, Japan, Korea, Mexico and Puerto Rico

- PGA TOUR Regular Season – 46 events, plus the Olympics
- Official FedExCup events played during the PGA TOUR Regular Season each award 500 FedExCup points to the winner
- THE PLAYERS Championship, Masters Tournament, PGA Championship, U.S. Open and The Open Championship award 600 FedExCup points to the winner
- World Golf Championships events award 550 FedExCup points to the winner
- Additional events (played the same week as other tournaments) award 300 FedExCup points to the winner
- FedExCup Playoffs – Three events

## Prize Money

Approximately \$375.7 million – 46 Official Events (Purses for four majors and THE PLAYERS reflect 2019 and are TBD for 2020; no purse at TOUR Championship) See the Growth of Purses

## FedExCup

The FedExCup is a season-long points competition offering unprecedented bonus money and culminating with the FedExCup Playoffs in August. TOUR members earn FedExCup points based on their finish at each tournament, with an emphasis placed on wins and high finishes. The FedExCup champion is crowned at the conclusion of the FedExCup Playoffs finale, the TOUR Championship. Visit FedExCup 101 to learn more about the FedExCup.

## FedExCup Playoffs

The FedExCup Playoffs features a progressive cut over three events. Aside from the coveted FedExCup trophy, players compete for their share of \$60 million total in bonus money. The first two Playoffs events award 2,000 points to the winner (quadruple points of Regular Season events), while the Playoffs Finale, the TOUR Championship, features a strokes-based system (FedExCup Starting Strokes). The player with the lowest total score will win the FedExCup and be credited with an official victory in the TOUR Championship competition.

### THE NORTHERN TRUST

TPC Boston  
Norton, Massachusetts  
125 players

### BMW Championship

Olympia Fields Country Club  
Olympia Fields, Illinois  
70 players

### TOUR Championship

East Lake Golf Club  
Atlanta, Georgia  
30 players

## Bonus Money for the FedExCup (\$60 million)

\$15 million for first place, \$5 million for second, \$4 million for third, \$3 million for fourth and \$2.5 million for fifth

## Wyndham Rewards Top 10

The Wyndham Rewards Top 10 is a prize bonus pool designed to reward the top-10 performers of the FedExCup Regular Season. Concluding at the Wyndham Championship, the FedExCup points standings will identify the Wyndham Rewards Program winners. The top 10 in the standings at the conclusion of the FedExCup Regular Season will share a \$10 million prize pool; \$2 million for first place, \$1.5 million for second, \$1.2 million for third, \$1.1 million for fourth, \$1 million for fifth.

## Awards

The PGA TOUR recognizes the following awards: FedExCup, Wyndham Rewards Top 10 Regular Season Champion, Jack Nicklaus Award (Player of the Year), Arnold Palmer Award (Rookie of the Year), Byron Nelson Award (scoring average), Payne Stewart Award, Courage Award, Lifetime Achievement Award, Tournament of the Year, Volunteer of the Year and Charity of the Year.

# FedExCup Overview

Established in 2007, the FedExCup is a season-long points competition offering unprecedented bonus money and culminating with the FedExCup Playoffs in August. Players vie to become the FedExCup champion, which distinguishes the one player who not only performs well during the PGA TOUR Regular Season, but also excels through the pressure of the FedExCup Playoffs. Players to hoist the FedExCup trophy since the inception of the FedExCup include Tiger Woods (2007 and 2009), Vijay Singh (2008), Jim Furyk (2010), Bill Haas (2011), Brandt Snedeker (2012), Henrik Stenson (2013), Billy Horschel (2014), Jordan Spieth (2015), Rory McIlroy (2016 and 2019), Justin Thomas (2017) and Justin Rose (2018). Using FedExCup Starting Strokes for the first time in 2019, McIlroy joined Woods as the only multiple winners of the FedExCup.

## PGA TOUR Regular Season

The PGA TOUR Regular Season includes 46 events beginning in September 2019, with A Military Tribute at The Greenbrier, and ending in August 2020 at the Wyndham Championship. TOUR members earn FedExCup points based on their finish at each tournament, with an emphasis placed on wins and high finishes. Points are awarded at four levels:

- Official PGA TOUR events played during the PGA TOUR Season each award 500 FedExCup points to the winner
- THE PLAYERS Championship, Masters Tournament, PGA Championship, U.S. Open and The Open Championship award 600 FedExCup points to the winner
- World Golf Championships events award 550 FedExCup points to the winner
- Additional events (played the same week as other tournaments) award 300 FedExCup points to the winner

Limited-field events during the FedExCup competition will not redistribute the points for places that do not play. Those points are not awarded to the field and the total points distributed will be slightly less than the total points as defined above. For example, if the Sentry Tournament of Champions has a field of 30 players, the points awarded will be based on the points that would be awarded to each individual position in a full-field event from positions 1 to 30. This will result in the points that would have otherwise been awarded from positions 31-70 in a regular event not being awarded in the tournament.

Another example is the World Golf Championships-Dell Technologies Match Play, a 64-player field. In this limited-field event, points for positions 65 and beyond would not be awarded.

At the completion of the Wyndham Championship, \$10 million in bonus money for Regular Season performance is awarded through the Wyndham Rewards Top 10, a PGA TOUR program that recognizes the 10 players who earn the most FedExCup points through the Wyndham Championship, with the Regular Season champion earning \$2 million. In 2019, Brooks Koepka won the inaugural Wyndham Rewards Top 10 as the Regular Season leader in FedExCup points.

## FedExCup Starting Strokes for TOUR Championship

TOUR Championship Seed	FedExCup Starting Strokes
1	-10
2	-8
3	-7
4	-6
5	-5
6-10	-4
11-15	-3
16-20	-2
21-25	-1
26-30	Even



## What you need to know

- The FedExCup is a season-long points competition which culminates with the FedExCup Playoffs, a series of three events to determine the FedExCup champion.
- The total bonus pool for the FedExCup Playoffs is \$60 million, with the FedExCup champion earning \$15 million.
- A \$10 million Regular Season bonus pool, the Wyndham Rewards Top 10, recognizes the 10 players who earn the most FedExCup points through the Wyndham Championship, with the Regular Season champion earning \$2 million.
- The FedExCup Playoffs finale, the TOUR Championship, features FedExCup Starting Strokes, a staggered, strokes-based system which represents the final FedExCup standings, recognizing players for their Regular Season performance, as well as their play in the first two FedExCup Playoffs events.



## FedExCup Playoffs

At the conclusion of the season, the top 125 players in the FedExCup standings will be eligible to play in the FedExCup Playoffs, a series of three events over the month of August (from 2007 to 2018, the FedExCup Playoffs included four events). Points earned during the PGA TOUR Regular Season carry over to the Playoffs.

Players will compete in the FedExCup Playoffs for their share of the \$60 million total in bonus money, with the FedExCup champion taking home \$15 million.

The FedExCup Playoffs events feature a progressive cut, with fields of 125 for THE NORTHERN TRUST (TPC Boston, Norton, Massachusetts), 70 for the BMW Championship (Olympia Fields Country Club, Olympia Fields, Illinois) and 30 for the TOUR Championship (East Lake Golf Club, Atlanta, Georgia), where the FedExCup Champion will be determined. In the event an eligible player is unable or chooses not to play, the field will be shortened and no alternates will be added. Points from the missing positions will not be awarded.

THE NORTHERN TRUST will cut the field to low 70 and ties after 36 holes, while the BMW Championship and TOUR Championship are no-cut events.

The first two Playoffs events award 2,000 points to the winner (quadruple points of Regular Season events), while the Playoffs Finale, the TOUR Championship, features a strokes-based system (FedExCup Starting Strokes) instituted for the first time in 2019. The player with the lowest total score will win the FedExCup and be credited with an official victory in the TOUR Championship competition.

The FedExCup points leader after the first two Playoffs events will begin the TOUR Championship at 10-under par. The No. 2 player will start at 8 under. The No. 3 player starts at 7 under; the No. 4 player starts at 6 under; the No. 5 player starts at 5 under. Players 6-10 start at 4 under; players 11-15 start at 3 under; players 16-20 start at 2 under; players 21-25 start at 1 under; and players 26-30 start at even par.

At the TOUR Championship, the player with the lowest aggregate score over 72 holes when combined with his FedExCup Starting Strokes will win the TOUR Championship and also be crowned FedExCup champion. The TOUR Championship win will be considered an official victory and the FedExCup champion will also earn a bonus of \$15 million and a five-year PGA TOUR exemption.

## Points Breakdown for the PGA TOUR Season

Position	PGA TOUR Events	WGCs	Majors	Additional Events	FedExCup Playoffs
1	500.000	550.000	600.000	300.000	2000.000
2	300.000	315.000	330.000	165.000	1200.000
3	190.000	200.000	210.000	105.000	760.000
4	135.000	140.000	150.000	80.000	540.000
5	110.000	115.000	120.000	65.000	440.000
6	100.000	105.000	110.000	60.000	400.000
7	90.000	95.000	100.000	55.000	360.000
8	85.000	89.000	94.000	50.000	340.000
9	80.000	83.000	88.000	45.000	320.000
10	75.000	78.000	82.000	40.000	300.000
11	70.000	73.000	77.000	37.500	280.000
12	65.000	69.000	72.000	35.000	260.000
13	60.000	65.000	68.000	32.500	240.000
14	57.000	62.000	64.000	31.000	228.000
15	55.000	59.000	61.000	30.500	220.000
16	53.000	57.000	59.000	30.000	212.000
17	51.000	55.000	57.000	29.500	204.000
18	49.000	53.000	55.000	29.000	196.000
19	47.000	52.000	53.000	28.500	188.000
20	45.000	51.000	51.000	28.000	180.000
21	43.000	48.733	48.733	26.756	172.000
22	41.000	46.467	46.467	25.511	164.000
23	39.000	44.200	44.200	24.267	156.000
24	37.000	41.933	41.933	23.022	148.000
25	35.500	40.233	40.233	22.089	142.000
26	34.000	38.533	38.533	21.156	136.000
27	32.500	36.833	36.833	20.222	130.000
28	31.000	35.133	35.133	19.289	124.000
29	29.500	33.433	33.433	18.356	118.000
30	28.000	31.733	31.733	17.422	112.000
31	26.500	30.033	30.033	16.489	106.000
32	25.000	28.333	28.333	15.556	100.000
33	23.500	26.633	26.633	14.622	94.000
34	22.000	24.933	24.933	13.689	88.000
35	21.000	23.800	23.800	13.067	84.000
36	20.000	22.667	22.667	12.444	80.000
37	19.000	21.533	21.533	11.822	76.000
38	18.000	20.400	20.400	11.200	72.000
39	17.000	19.267	19.267	10.578	68.000
40	16.000	18.133	18.133	9.956	64.000
41	15.000	17.000	17.000	9.333	60.000
42	14.000	15.867	15.867	8.711	56.000
43	13.000	14.733	14.733	8.089	52.000
44	12.000	13.600	13.600	7.467	48.000
45	11.000	12.467	12.467	6.844	44.000
46	10.500	11.900	11.900	6.533	42.000
47	10.000	11.333	11.333	6.222	40.000
48	9.500	10.767	10.767	5.911	38.000
49	9.000	10.200	10.200	5.600	36.000
50	8.500	9.633	9.633	5.289	34.000

Position	PGA TOUR Events	WGCs	Majors	Additional Events	FedExCup Playoffs
51	8.000	9.067	9.067	4.978	32.000
52	7.500	8.500	8.500	4.667	30.000
53	7.000	7.933	7.933	4.356	28.000
54	6.500	7.367	7.367	4.044	26.000
55	6.000	6.800	6.800	3.733	24.000
56	5.800	6.573	6.573	3.609	23.200
57	5.600	6.347	6.347	3.484	22.400
58	5.400	6.120	6.120	3.360	21.600
59	5.200	5.893	5.893	3.236	20.800
60	5.000	5.667	5.667	3.111	20.000
61	4.800	5.440	5.440	2.987	19.200
62	4.600	5.213	5.213	2.862	18.400
63	4.400	4.987	4.987	2.738	17.600
64	4.200	4.760	4.760	2.613	16.800
65	4.000	4.533	4.533	2.489	16.000
66	3.800	4.307	4.307	2.364	15.200
67	3.600	4.080	4.080	2.240	14.400
68	3.400	3.853	3.853	2.116	13.600
69	3.200	3.627	3.627	1.991	12.800
70	3.000	3.400	3.400	1.867	12.000
71	2.900	3.287	3.287	1.804	11.600
72	2.800	3.173	3.173	1.742	11.200
73	2.700	3.060	3.060	1.680	10.800
74	2.600	2.947	2.947	1.618	10.400
75	2.500	2.833	2.833	1.556	10.000
76	2.400	2.720	2.720	1.493	9.600
77	2.300	2.607	2.607	1.431	9.200
78	2.200	2.493	2.493	1.369	8.800
79	2.100	2.380	2.380	1.307	8.400
80	2.000	2.267	2.267	1.244	8.000
81	1.900	2.153	2.153	1.182	7.600
82	1.800	2.040	2.040	1.120	7.200
83	1.700	1.927	1.927	1.058	6.800
84	1.600	1.813	1.813	0.996	6.400
85	1.500	1.700	1.700	0.933	6.000
86	1.450	1.650	1.650	0.880	5.800
87	1.400	1.600	1.600	0.830	5.600
88	1.350	1.550	1.550	0.780	5.400
89	1.300	1.500	1.500	0.730	5.200
90	1.250	1.450	1.450	0.680	5.000
91	1.200	1.400	1.400	0.630	4.800
92	1.150	1.350	1.350	0.580	4.600
93	1.100	1.300	1.300	0.530	4.400
94	1.050	1.250	1.250	0.480	4.200
95	1.000	1.200	1.200	0.430	4.000
96	0.950	1.150	1.150	0.380	3.800
97	0.900	1.100	1.100	0.330	3.600
98	0.850	1.050	1.050	0.280	3.400
99	0.800	1.000	1.000	0.230	3.200
100	0.750	0.950	0.950	0.180	3.000

# PGA TOUR History

It is not easy to pinpoint the exact beginning of the PGA TOUR. Certainly, professionals have competed against each other from the earliest days of the game in the United States.

In 1895, 10 professional golfers and one amateur played in the first U.S. Open in Newport, Rhode Island. Shortly thereafter, tournaments began to pop up across the country, including the Western Open in 1899. But this was not “tour” golf. The events lacked continuity.

Interest in the game, however, continued to grow. American professionals were rapidly improving. When John McDermott became the first American-born player to win the U.S. Open in 1911, interest in the game blossomed. That interest became enthusiasm in 1913 when Englishmen Harry Vardon and Ted Ray, the world’s best players, came to the United States to play an exhibition tour and compete in the U.S. Open. When 20-year-old amateur Francis Ouimet defeated the pair in a playoff at Brookline, Massachusetts, golf became front-page news and a game for everyone.

In the early 1920s, a series of tournaments was held on the West Coast, in Texas and Florida. These events were held in the winter, and the golfers played their way east and up to Pinehurst, North Carolina, in the spring. By the middle of the decade, the tour was doing relatively well—offering \$77,000 in total prize money.

The first “playing professionals” organization was formed in 1932. Two years earlier, Bob Harlow had been named manager of the PGA Tournament Bureau. The tour became more structured following World War II and grew rapidly in the late 1950s and early 1960s. When the combination of Arnold Palmer, televised golf and President Dwight D. Eisenhower arrived on the scene in the late 1950s, the eyes of the world were on golf. This exposure inspired millions to try the game and made superstars of golf’s greats like Palmer, Jack Nicklaus and Gary Player.

Most golf historians trace the “formal” beginning of the PGA TOUR to late 1968, when the “Tournament Players Division” split from the PGA of America and hired Joe Dey as its first commissioner. That organization became the modern-day PGA TOUR, which celebrated 50 years in 2018. Dey served from early 1969 through February 28, 1974, and was succeeded by four-time PGA TOUR winner Deane R. Beman on March 1, 1974.

During Beman’s administration, the value of tournament purses escalated at an unprecedented rate. PGA TOUR assets grew from \$730,000 in 1974 to more than \$200 million, and total revenues increased from \$3.9 million to \$229 million in 1993. The TOUR also made a bold move in 1979, moving its headquarters to Ponte Vedra Beach, Florida, from Washington, D.C.

Tim Finchem became the TOUR’s third commissioner, on June 1, 1994 and served through December 31, 2016. During his 22 years in office, Finchem was instrumental in expanding the TOUR’s international footprint, growing earnings opportunities for PGA TOUR members and introducing events such as the Presidents Cup (1994), the World Golf Championships (1999) and the season-long FedExCup competition (2007). Charity was also a significant focus of Finchem’s tenure as commissioner. In January 2014, the TOUR and its tournaments reached the \$2-billion milestone in charitable contributions, with \$1 billion of that total raised since 2006.

Jay Monahan took office as the fourth commissioner of the PGA TOUR on January 1, 2017. Monahan joined the PGA TOUR in 2008 as Executive Director of THE PLAYERS Championship, and prior to being appointed commissioner, ascended to the position of Deputy Commissioner on April 1, 2014, with Chief Operating Officer added to his title on April 1, 2016.

The competitive scope of the PGA TOUR also is much broader today, thanks to the PGA TOUR Champions, Korn Ferry Tour and the international tours: PGA TOUR Latinoamérica, Mackenzie Tour-PGA TOUR Canada and PGA TOUR Series-China. PGA TOUR Champions, in its 40th season, has been labeled the most successful senior sports venture in history. The Korn Ferry Tour is the path to the PGA TOUR, whereby all 50 TOUR exemptions come via the Korn Ferry Tour. Former Korn Ferry Tour players who have gone on to star on the PGA TOUR include Jason Day, Justin Thomas and Bubba Watson.

When the PGA TOUR opened TPC Sawgrass in 1980, it introduced the era of stadium golf and record-breaking attendance. Owned and/or operated by the TOUR, the TPC Network courses are the only major-league sports venues owned by the players themselves. The 2007 PLAYERS Championship debuted the reworked PLAYERS Stadium Course at TPC Sawgrass, with refurbished fairways and rebuilt greens and a new, enlarged clubhouse. Further competitive enhancements and improvements were made following the 2016 event that furthered its stature as the truest test in golf.

For the first time since 1904, golf took part in the Summer Olympics in Rio in 2016, with PGA TOUR members Justin Rose (Gold) of England, Henrik Stenson (Silver) of Sweden and Matt Kuchar (Bronze) of the United States taking home medals on the men’s side.

The debut of the FedExCup in 2007 was concluded by the PGA TOUR Playoffs for the FedExCup, with Tiger Woods taking the inaugural FedExCup title. The PGA TOUR celebrated 12 years of the FedExCup in 2018, with Justin Rose taking home the FedExCup, while Woods capped his comeback with his 80th career PGA TOUR title at the season-ending TOUR Championship.

For the 2018-19 season, the TOUR introduced a 46-tournament schedule with significant changes, including THE PLAYERS move to March, the PGA Championship to May and the FedExCup Playoffs being reduced from four events to three and ending in August. For the final FedExCup Playoffs event, a new strokes-based scoring system was implemented, ensuring the winner of the TOUR Championship will also win the FedExCup.



When the eyes of the world turned to golf, superstars were made of golf’s greats like Gary Player (left), Arnold Palmer (center) and Jack Nicklaus (right).



The 2007 PLAYERS Championship debuted the reworked PLAYERS Stadium Course at TPC Sawgrass, with refurbished fairways and rebuilt greens and a new, enlarged clubhouse.



The debut of the FedExCup in 2007 was concluded by the PGA TOUR Playoffs for the FedExCup, with Tiger Woods taking the inaugural FedExCup title.

# Chronology

<b>1899</b>	Inaugural Western Open (won by Willie Smith) played at Glenview (Ill.) Golf Club
<b>1900</b>	Harry Vardon tour of United States generates widespread interest in game
<b>1913</b>	Francis Ouimet captures U.S. Open playoff with Harry Vardon and Ted Ray
<b>1914</b>	Walter Hagen wins first of 11 major titles in U.S. Open at Midlothian Country Club outside Chicago
<b>1916</b>	PGA of America formed; Jim Barnes wins first PGA Championship over Jock Hutchison at Siwanoy Country Club in Bronxville, N.Y.
<b>1922</b>	Gene Sarazen (age 20) wins U.S. Open (Skokie Country Club in Glencoe, Ill.) and PGA Championship (Oakmont Country Club in Oakmont, Pa.), becoming first to hold both titles at once
<b>1926</b>	Los Angeles Open offers \$10,000 purse
<b>1927</b>	First Ryder Cup matches played in Massachusetts, won by United States at Worcester Country Club
<b>1930</b>	Bob Harlow named manager of PGA Tournament Bureau and broaches idea of year-round tournament circuit; raises annual purse money on the TOUR from \$77,000 to \$130,000 in first year on job; instrumental in creating volunteer system by which TOUR functions to this day; Code of conduct drawn up
<b>1931</b>	Golf Ball and Golf Club Manufacturers Association puts up \$5,000 to support sponsors during 1931-32 winter swing
<b>1932</b>	"Playing Pros" organization formed, pre-dating by 36 years formation of current PGA TOUR organization
<b>1933</b>	Hershey Chocolate Company, at least unofficially, becomes first corporate sponsor on PGA TOUR with Hershey Open
<b>1934</b>	Group of players meets to discuss possibilities of year-round tournament circuit; Horton Smith wins first Masters at Augusta National Golf Club; leading money-winner for year, Paul Runyan, earns \$6,767
<b>1937</b>	First Bing Crosby Pro-Am/"Clambake" played at San Diego's Rancho Santa Fe Country Club; Sam Snead becomes nationally recognized figure in golf by winning Oakland Open
<b>1938</b>	Palm Beach Invitational makes first TOUR contribution to charity, \$10,000; Babe Zaharias is the first woman to play in a PGA TOUR event, as a sponsor exemption in the Los Angeles Open
<b>1945</b>	Byron Nelson captures 11 consecutive tournament starts, seven other official events and one unofficial, a total of 19 wins in one year; voted 1945 Associated Press Male Athlete of Year; Tam O'Shanter All-American offers \$60,000 purse
<b>1947</b>	U.S. Open televised live in St. Louis area
<b>1949</b>	Ben Hogan critically injured in head-on collision of his automobile with Greyhound bus in rural Texas
<b>1950</b>	Ben Hogan returns to competitive golf in Los Angeles Open, starting with 2-under-par 34 on his front nine and eventual 280 total tied by Sam Snead; loses playoff eight days later
<b>1953</b>	Ben Hogan wins three major championships: the Masters, U.S. Open and the only Open Championship he ever played; Lew Worsham wins first PGA TOUR event to appear live on national television, Tam O'Shanter World Championship; Golf's "color barrier" broken with PGA constitutional amendment allowing for "Approved Entries," non-members who could play in tournaments if invited by sponsors
<b>1954</b>	USGA begins to televise U.S. Open for national audience
<b>1955</b>	World Championship of Golf offers first \$100,000 purse in TOUR history
<b>1956</b>	Masters Tournament televised for the first time
<b>1957</b>	"All-Star Golf," first series of matches between pros filmed for television, debuts
<b>1961</b>	Caucasians-only clause stricken from PGA of America constitution; tournament golf officially integrated
<b>1962</b>	"Shell's Wonderful World of Golf" begins nine-year run
<b>1965</b>	Inaugural Qualifying Tournament held at PGA National Golf Club in Palm Beach Gardens, Fla.; John Schlee first medalist
<b>1968</b>	Association of Professional Golfers (APG), an autonomous tournament players' organization, forms in breakaway from PGA. As compromise, Tournament Players Division of PGA forms under aegis of 10-man policy board late in year
<b>1969</b>	Joe Dey becomes first Commissioner of Tournament Players Division
<b>1974</b>	Deane Beman succeeds Joe Dey as Commissioner on March 1; Jack Nicklaus captures inaugural PLAYERS Championship at Atlanta Country Club
<b>1977</b>	Al Geiberger records first sub-60 round in PGA TOUR history on June 10, a 59 in Danny Thomas Memphis Classic at Colonial Country Club
<b>1978</b>	First Legends of Golf played at Onion Creek Country Club in Austin, Texas, the precursor of the Champions Tour
<b>1979</b>	PGA TOUR Headquarters relocated from Washington, D.C. to Ponte Vedra Beach, Fla.
<b>1980</b>	Senior PGA Tour organized with two tournaments; First TPC opens, the TPC Sawgrass in Ponte Vedra Beach, Fla.
<b>1983</b>	All-Exempt TOUR put in place, virtually eliminating Monday qualifying; top 125 players exempt; Tournament Players Series (TPS) begins three-year run; PGA TOUR Pension Program begins

# Chronology

<b>1985</b>	PGA TOUR Productions created
<b>1986</b>	Panasonic Las Vegas Invitational offers first \$1-million purse in PGA TOUR history
<b>1987</b>	PGA TOUR surpasses \$100 million in charitable contributions
<b>1988</b>	30 players compete at Pebble Beach for \$2 million in Nabisco Championships, predecessor of THE TOUR Championship
<b>1990</b>	Ben Hogan Tour, now known as the Korn Ferry Tour, is formed
<b>1991</b>	Chip Beck matches Geiberger's 1977 feat on October 11, carding a 59 at Sunrise Golf Club during Las Vegas Invitational
<b>1992</b>	PGA TOUR surpasses \$200 million in charitable contributions
<b>1993</b>	The PGA TOUR boasts a record five \$1-million winners
<b>1994</b>	Tim Finchem succeeds Deane Beman as Commissioner on June 1; United States wins inaugural Presidents Cup, defeating Internationals, 20-12, at Robert Trent Jones Golf Club
<b>1995</b>	World Cup of Golf, the first major international golf competition held in the People's Republic of China, is played at Mission Hills Golf Club
<b>1996</b>	Golf's five world-governing bodies join to create International Federation of PGA Tours; U.S. edges Internationals in second Presidents Cup; PGA TOUR charity donations top \$300 million
<b>1997</b>	Start of World Golf Championships in 1999 announced; World Golf Federation initiative The First Tee announced
<b>1998</b>	Johnny Miller and Nick Faldo inducted into World Golf Hall of Fame as part of World Golf Village opening ceremonies; International team wins first Presidents Cup played outside U.S. at Royal Melbourne in Australia
<b>1999</b>	David Duval becomes third player to shoot 59; U.S. stages most dramatic Ryder Cup comeback, rallying from 10-6 deficit on final day for 14 1/2-13 1/2 win over Europe
<b>2000</b>	Tiger Woods wins nine titles, including the completion of six consecutive victories early in the year, and is first player since Ben Hogan in 1953 to win three majors in same year; joins Hogan, Gene Sarazen, Gary Player and Nicklaus as winners of career Grand Slams
<b>2001</b>	World Golf Championships-American Express Championship and Tampa Bay Classic canceled in show of respect for victims of Sept. 11 terrorist atrocities; Ryder Cup switches to 2002 and Presidents Cup to 2003 in wake of those attacks
<b>2002</b>	Tiger Woods wins the Masters and U.S. Open, the first man to capture the first two major championships of the year since Nicklaus in 1972
<b>2003</b>	Tiger Woods wins a season-high five times and has the lowest-stroke average on TOUR for a fifth consecutive season. Vijay Singh wins four times and captures his first money title. Annika Sorenstam and Suzy Whaley become the first women to play in a TOUR event in 58 years. The Presidents Cup in South Africa ends in a tie with the teams sharing the Cup
<b>2004</b>	Player of the Year Vijay Singh wins a season-high nine times, becomes the first player to surpass \$10 million in earnings in a season (\$10,905,166) to garner the Arnold Palmer Award and captures the Byron Nelson Award for low stroke average
<b>2005</b>	Tiger Woods wins a season-high six times and is voted Player of the Year for the seventh time. Woods' wins in the Masters and The Open Championship. The PGA TOUR's charity total surpasses \$1 billion in late October
<b>2006</b>	Tiger Woods wins eight times, including six consecutive starts at the end of the season, to earn Player of the Year. That streak includes The Open Championship and PGA Championship. His PGA TOUR victory total reaches 54, fifth on the career list. The inaugural FedExCup is announced for 2007
<b>2007</b>	Tiger Woods wins the inaugural FedExCup with a record-setting performance at The TOUR Championship by Coca-Cola. He wins seven times on the year. This includes the completion of seven consecutive victories (second all-time) and the PGA Championship, his 13th major championship title. Phil Mickelson wins THE PLAYERS Championship on a refurbished TPC Sawgrass course and at a later date (May). The other major championship winners were first-timers: Zach Johnson (Masters), Angel Cabrera (U.S. Open) and Padraig Harrington (The Open Championship). The United States team wins The Presidents Cup in Montreal, Canada
<b>2008</b>	Vijay Singh wins three events late in the season, including two PGA TOUR Playoffs events, to capture the second FedExCup title and also the Arnold Palmer Award as the season's leading money winner. Tiger Woods wins a season-high four times, including a dramatic 19-hole playoff with Rocco Mediate at the U.S. Open, before undergoing season-ending knee surgery following the victory at Torrey Pines Golf Course. Woods ups his PGA TOUR career wins to 65 (third all-time) and major titles to 14 (second all-time). Padraig Harrington wins The Open Championship and PGA Championship on his way to Player of the Year honors and Trevor Immelman captures the Masters Tournament. Sergio Garcia beats Paul Goydos in a playoff to win THE PLAYERS Championship
<b>2009</b>	Tiger Woods captures his second FedExCup and wins a season-high six times to total 71 for his career, trailing only Jack Nicklaus (73) and Sam Snead (82) in career victories. The FedExCup title is his second in the three-year existence of the season-long points competition. Phil Mickelson and Steve Stricker place second and third, respectively, in the FedExCup, and each claims three PGA TOUR wins. In the major championships, there are four different winners: Argentina's Angel Cabrera (Masters), Lucas Glover (U.S. Open), Stewart Cink (The Open Championship) and South Korea's Y.E. Yang (PGA Championship). Sweden's Henrik Stenson fires a final-round 66 to win THE PLAYERS Championship. The United States team, led by Woods and Stricker, defeats the International team in The Presidents Cup at San Francisco's Harding Park GC
<b>2010</b>	Jim Furyk combines a season-high, three-tournament win, including the TOUR Championship by Coca-Cola, to capture the FedExCup title and earn Player of the Year honors. The FedExCup is in its fourth year of a season-long points competition. Matt Kuchar and Luke Donald place second and third, respectively, in the FedExCup. Kuchar, Steve Stricker, Ernie Els, Justin Rose, Hunter Mahan, and Bill Haas each claims two PGA TOUR wins. In the major championships, there are four different winners: Phil Mickelson (Masters), Northern Ireland's Graeme McDowell (U.S. Open), South African Louis Oosthuizen (The Open Championship) and German Martin Kaymer (PGA Championship). South Africa's Tim Clark fires a final-round 67 to win THE PLAYERS Championship

# Chronology

- 2011** Bill Haas begins the final event of the PGA TOUR Playoffs for the FedExCup, the TOUR Championship by Coca-Cola, in the 25th position, needing to win the Atlanta tournament and then gets some help. Both things happened as Haas edges Hunter Mahan in a three-hole, sudden-death playoff that gives him the tournament title, the FedExCup and its \$10-million prize. Luke Donald wins the money title on both the PGA TOUR and European Tour and is named the TOUR's Player of the year. First-time major champions is the rule, with South African Charl Schwartzel winning the Masters Tournament. Northern Ireland's Rory McIlroy and Darren Clarke win the U.S. Open and The Open Championship, respectively. Playing in his first major championship, Keegan Bradley wins the PGA Championship, one of two titles for the TOUR rookie. K.J. Choi outlasts David Toms in a playoff at THE PLAYERS Championship. The United States team, led by captain Fred Couples, defeats the International team in The Presidents Cup in Melbourne, Australia.
- 2012** World No. 1 Rory McIlroy takes home two victories during the FedExCup Playoffs (Deutsche Bank Championship and BMW Championship) but Brandt Snedeker claims the FedExCup, thanks to a victory at the TOUR Championship by Coca-Cola. McIlroy ends the streak of 10 consecutive first-time major winners with his eight-shot victory at the PGA Championship. Tiger Woods wins for the first time since 2009, and with three wins on the season, he ties (the Memorial Tournament) and surpasses (AT&T National) Jack Nicklaus for second all-time with 74 victories.
- 2013** Henrik Stenson matches Bill Haas' performance from two years earlier, winning the TOUR Championship by Coca-Cola and, in turn, taking home the FedExCup. His victory in Atlanta was his second of the FedExCup Playoffs, to go with his title at the Deutsche Bank Championship. Tiger Woods wins his 11th PGA TOUR Jack Nicklaus Award as Player of the Year. His five wins leads the TOUR, and he finishes the season three wins short of tying Sam Snead on the all-time victory list.
- 2014** For the first time, the PGA TOUR embarks on a wraparound schedule bridging two years with 45 events over 43 weeks and includes official events in Malaysia and China for the first time, awarding FedExCup points to participants. In January 2014, the PGA TOUR crosses the \$2 billion-threshold in charitable giving. In one of the best closing stretches in PGA TOUR history, Billy Horschel wins the FedExCup with a furious rally that includes a T2 at the Deutsche Bank Championship and victories at the BMW Championship and TOUR Championship by Coca-Cola. Rory McIlroy is named Player of the Year for the second time in three seasons on the strength of three victories and two runner-ups finishes.
- 2015** Jordan Spieth caps a historic five-win season by winning the TOUR Championship by Coca-Cola and the FedExCup. With major wins at the Masters and U.S. Open, 21-year-old Spieth becomes the youngest player to win two majors since Gene Sarazen in 1922. He also breaks the PGA TOUR record for most money won in a season with \$12,030,465. Spieth beats out PGA Champion Jason Day, Rickie Fowler and Rory McIlroy for Player of the Year honors. Between August 23 and September 27, Spieth, McIlroy and Day trade off the distinction of No. 1 player in the world, marking the first time the top spot in the Official World Golf Ranking changes in six consecutive weeks. The Presidents Cup is held in Asia for the first time, with a tight battle between the United States and International teams until the final hole when Bill Haas, son of U.S. Captain Jay Haas, secures the winning point against South Korea's Sangmoon Bae on the 18th hole.
- 2016** The 10th season of the FedExCup concludes with the four winners of the FedExCup Playoffs events all inside the top 15 in the Official World Golf Ranking, including Patrick Reed (The Barclays), Dustin Johnson (BMW Championship) and FedExCup champion Rory McIlroy, who wins the Deutsche Bank Championship and TOUR Championship. Highlights from the 2016-17 season include Player of the Year Dustin Johnson extending his TOUR-best streak of winning at least once in nine consecutive years, four first-time major winners - Danny Willett (Masters), Dustin Johnson (U.S. Open), Henrik Stenson (The Open Championship) and Jimmy Walker (PGA Championship) - and the first-ever, sub-59 round in an official PGA TOUR event with Jim Furyk's final-round 58 at the Travelers Championship. Golf takes place at the Olympics for the first time since 1904, with PGA TOUR members taking home medals on the men's side. Great Britain's Justin Rose defeats Stenson of Sweden on the 72nd hole for the gold medal, while Matt Kuchar records earns bronze for the United States.
- 2017** 19 different players in their 20s win a total of 28 times, establishing a new PGA TOUR record. Leading the way is 24-year-old Justin Thomas, who wins five times on his way to capturing the FedExCup and being named Player of the Year. Thomas wins the PGA Championship for his first-career major title, while Jordan Spieth secures his third at The Open Championship. Spieth becomes the second player ever and first since Jack Nicklaus to win three majors before turning 24. The young players' success is capped off by Xander Schauffele, who wins the TOUR Championship and is named Rookie of the Year. At the Presidents Cup, the United States defeats the International side, 19-11. Daniel Berger closes out Si Woo Kim 2-and-1 to become the first-ever Presidents Cup "rookie" to clinch the Cup, and at 24, the youngest player to clinch the Cup for either team.
- 2018** Tiger Woods and Justin Rose cap off the season by winning the TOUR Championship and FedExCup, respectively. Woods' 80th TOUR title comes 1,876 days and 42 PGA TOUR starts after his 79th win, while Rose, whose season includes wins at the World Golf Championships-HSBC Champions and Fort Worth Invitational, becomes the first Englishman to win the FedExCup. Brooks Koepka becomes the first player to successfully defend a U.S. Open title since 1989 and first to win the U.S. Open and PGA Championship in the same season since 2000. 12 different players in their 20s account for 17 wins, including three from defending FedExCup champion Justin Thomas and three from Bryson DeChambeau. In all, five players claim three wins: Thomas, DeChambeau, Dustin Johnson, Bubba Watson and Brooks Koepka.
- 2019** The TOUR introduces a schedule with significant changes, including THE PLAYERS Championship's return to March, the PGA Championship's move to May and the FedExCup Playoffs being reduced from four events to three and ending in August. A new strokes-based scoring system is implemented at the TOUR Championship, making it easier for players and fans alike to follow along. Rory McIlroy wins THE PLAYERS and his second FedExCup title, becoming the first player to win both in the same season and the second to win the FedExCup multiple times, joining Tiger Woods. Tiger Woods wins his 15th major championship and first since 2008, winning the Masters Tournament to move within one of Sam Snead's record of 82 PGA TOUR victories. Brooks Koepka wins his fourth major at the PGA Championship and becomes the fifth player to finish in the top five at all four majors in a single year. Only four players win multiple events (McIlroy, Koepka, Matt Kuchar, Xander Schauffele) and only three events are decided by a playoff (Safeway Open, World Golf Championships-HSBC Champions, The RSM Classic).

# Board of Directors

## PGA TOUR Policy Board



**Ed Herlihy, Chairman**  
Partner, Wachtell Lipton, Rosen & Katz



**Victor Ganzi**  
Former President & CEO of Hearst Corporation



**Mary Meeker**  
Partner, Bond Capital



**Randall Stephenson**  
Chairman, CEO, President AT&T, Inc.

## PGA TOUR Player Directors



**Charley Hoffman**



**Jordan Spieth**



**Kevin Streelman**



**Johnson Wagner**

## Independent Directors



**James Hahn**



**Kevin Kisner**

## PGA of America Director



**Suzy Whaley**

## PGA TOUR Champions Division Board



**Ed Herlihy, Chairman**  
Partner, Wachtell Lipton, Rosen & Katz



**Victor Ganzi**  
Former President & CEO of Hearst Corporation



**Mary Meeker**  
Partner, Bond Capital



**Randall Stephenson**  
Chairman, CEO, President AT&T, Inc.

## PGA TOUR Champions Player Directors



**Billy Andrade**



**Joe Durant**



**Paul Goydos**



**Jeff Sluman**

# About the Commissioner



## JAY MONAHAN

Jay Monahan took office as the fourth commissioner of the PGA TOUR on January 1, 2017, having been appointed by the PGA TOUR Policy Board on November 7, 2016. He succeeded Tim Finchem, who held the position for more than 22 years starting June 1, 1994.

Monahan, who joined the PGA TOUR in 2008 as Executive Director of THE PLAYERS Championship, most recently held the position of Deputy Commissioner as of April 1, 2014 with Chief Operating Officer added to his title on April 1, 2016.

Prior to his move to the Office of the Commissioner, Monahan served as PGA TOUR Executive Vice President and Chief Marketing Officer, overseeing business development, corporate marketing and partnerships, title sponsor relations, retail licensing and media sales. Prior to being named CMO in March of 2013, Monahan was the Senior Vice President for Business Development where he was responsible for securing new sponsors and managing existing PGA TOUR title sponsorship relationships.

As Commissioner of the PGA TOUR, Monahan serves on the Board of Directors and Executive Committee of the International Golf Federation. He is also Chair of both the World Golf Foundation and PGA TOUR First Tee Foundation Board of Governors. Monahan is the co-founder and board member of Golf Fights Cancer, a 501c3 non-profit organization dedicated to raising funds for cancer-related charities and research organizations.

Before coming to the PGA TOUR, Monahan was executive vice president of Fenway Sports Group, leading the sales and business development team for the property ownership and representation divisions since 2005. Additionally, he directed FSG's sponsorship sales operations for the Boston Red Sox, Major League Baseball Advanced Media, NASCAR's Roush Fenway Racing and Boston College Athletics.

Prior to joining FSG, Monahan spent three years as executive director at IMG Worldwide, where he played an integral role in the development of the Dell Technologies Championship in Norton, Mass., and served as the first tournament director. Monahan began his sports sponsorship career as director of global sponsorships and branding programs at EMC Corporation. Previously, he worked at Arnold Advertising and Bob Woolf Associates.

Monahan graduated from Trinity College in 1993, where he was a four-year member of the golf team and a Division II Academic All-American his senior year. He earned a masters degree in sport management from the University of Massachusetts at Amherst in 1995.

Jay and his wife, Susan, have two daughters, Sophie and Phoebe.

# Executive Leadership



**Ron Price**  
Chief Operating  
Officer

As Chief Operating Officer, Ron Price works closely with Commissioner Monahan on the overall strategy and operations of the PGA TOUR. In this role, he also has direct oversight of Championship Management, Media Content and Communications, Golf Course Properties, Retail Licensing/Merchandising, Finance, Legal Services, People Strategy, Board Governance and Government Relations. Mr. Price has been a key member of the TOUR's leadership team since joining the organization in 1994 as Senior Vice President Finance and Administration. Prior to becoming Chief Operating Officer, his roles included Chief Financial Officer and Chief Administrative Officer.

Mr. Price graduated summa cum laude from the University of Alabama in 1978 with a Bachelor of Science degree in Business Administration. Prior to joining the PGA TOUR, he was a partner with Ernst & Young and had overall management responsibilities for the firm's North and Central Florida tax practice. He provided extensive consulting services to the PGA TOUR in his role with Ernst & Young, beginning in 1989.

Mr. Price is a Certified Public Accountant and is a member of the American and Florida Institutes of CPAs. He is a member of the Board of Trustees of The Bolles School and serves as Chair of the Audit Committee. He previously served as Chairman of the Board for Jacksonville Country Day School.

**Jay Monahan**  
Commissioner

**Ron Price**  
Chief Operating Officer

**Tom Wade**  
Chief Commercial Officer

**Andy Pazder**  
Chief Tournaments & Competitions Officer

**Rick Anderson**  
Chief Media Officer

**Allison Keller**  
Chief Administrative Officer

**Ross Berlin**  
Senior Vice President Player Relations

**Len Brown**  
Chief Legal Officer & Executive Vice President Licensing

**Ty Votaw**  
Executive Vice President International

**Brian Oliver**  
Executive Vice President Corporate Partnerships

**Ken Sharkey**  
Executive Vice President & Chief Financial Officer

**Tyler Dennis**  
Senior Vice President & Chief of Operations PGA TOUR

**Dan Glod**  
Senior Vice President Global Sponsorship and Development

**Jeanne Lightcap**  
Executive Vice President Finance

**Greg McLaughlin**  
President PGA TOUR First Tee Foundation & CEO World Golf Foundation

**Laura Neal**  
Senior Vice President Media Content & Communications

**Rob Ohno**  
Senior Vice President International Tours

**Matt Rapp**  
Senior Vice President Championship Management

**Neera Shetty**  
Senior Vice President & Deputy General Counsel

**Jim Triola**  
Chief Operating Officer Golf Course Properties

*SECTION 2*

# *PLAYERS*

*THE 2019-20*



*MEDIA GUIDE*

# Priority Rankings

## 1. Winner of PGA Championship or U.S. Open prior to 1970 or in the last five seasons and the current season:

Jason Day	Al Geiberger	Brooks Koepka	Gary Player	Lee Trevino
Dow Finsterwald	Don January	Bobby Nichols	Jordan Spieth	Jimmy Walker
Raymond Floyd	Dustin Johnson	Jack Nicklaus	Justin Thomas	Gary Woodland

## 2. Winner of THE PLAYERS Championship in the last five seasons and the current season:

Rickie Fowler  
Si Woo Kim  
Rory McIlroy  
Webb Simpson

## 3. Winners of the Masters Tournament in the last five seasons and the current season:

Sergio Garcia  
Patrick Reed  
Danny Willett  
Tiger Woods

## 4. Winners of The Open Championship in the last five seasons and the current season:

Zach Johnson  
Shane Lowry  
Francesco Molinari  
Henrik Stenson

## 5. Winners of TOUR Championship (2017 & 2018):

Xander Schauffele

## 6. Winners of World Golf Championships events in the last three seasons and the current season:

Kevin Kisner	Bubba Watson
Hideki Matsuyama	
Phil Mickelson	
Justin Rose	

## 6a. Winners of the Arnold Palmer Invitational and the Memorial Tournament:

Patrick Cantlay  
Bryson DeChambeau  
Jason Dufner  
Marc Leishman

## 7. Winner - FedExCup - Last Five Seasons:

## 8. Leader from the final PGA TOUR money list 2015-2016:

## 9. Winners of PGA TOUR co-sponsored or approved tournaments, whose victories are considered official, within the last two seasons, or during the current season; winners receive an additional season of exemption for each additional win, up to five seasons:

Ryan Armour	Brice Garnett	Michael Kim	Adam Long	CT Pan	Jon Rahm	Aaron Wise
Keegan Bradley	Jim Herman	Patton Kizzire	Graeme McDowell	Pat Perez	Chez Reavie	Matthew Wolff
Paul Casey	J.B. Holmes	Russell Knox	Troy Merritt	Scott Piercy	Adam Scott	
Cameron Champ	Max Homa	Satoshi Kodaira	Keith Mitchell	J.T. Poston	Brandt Snedeker	
Corey Connors	Billy Horschel	Matt Kuchar	Collin Morikawa	Ted Potter, Jr.	Brendan Steele	
Austin Cook	Charles Howell III	Andrew Landry	Kevin Na	Ian Poulter	Martin Trainer	
Dylan Frittelli	Sung Kang	Nate Lashley	Ryan Palmer	Andrew Putnam	Kevin Tway	

## 10. Tournament Winner in Past Two Seasons (\*Amateur)

### 11a. Players among the top 50 in career earnings as of the end of the preceding season may elect to use a one-time exemption for the next season:

Tim Clark  
Steve Stricker  
Bo Van Pelt

### 11b. Players among the Top 25 in career earnings as of the end of the preceding season may elect to use this special one-time exemption for the next season.

## 12. Sponsor exemptions (a maximum of eight, which may include amateurs with handicaps of 0 or less), on the following basis:

**Note:** A. Not less than two sponsor invitees shall be PGA TOUR members not otherwise exempt. B. Not less than two of the 2019 Top Finishers of the Korn Ferry Tour, if not all can otherwise be accommodated. NOTE: PGA TOUR members may receive an unlimited number of sponsor invitations. Non-TOUR members may receive a maximum of seven (7) per year.

## 13. Two international players designated by the Commissioner.

## 14. The current PGA Club Professional Champion up to 6 open events (3 must be opposite The Open Championship and World Golf Championships events), in addition to any sponsor selections. The exemption does not apply to open, limited-field events.

15. PGA Section Champion or Player of the Year from the Section in which the tournament is played.

16. Four low scorers at Open Qualifying which shall normally be held on Monday of tournament week.

17. Past champions of the particular event being contested that week, if cosponsored by the PGA TOUR and the same tournament sponsor, as follows:

**Note:** A. Winners prior to July 28, 1970: unlimited exemptions for such events. B. Winners after Jan. 1, 2000: five seasons of exemptions for such events.

18. Life Members (who have been active members of the PGA TOUR for 15 years and have won at least 20 co-sponsored events).

Davis Love III  
Vijay Singh

20. Top 125 on previous season's FedExCup points list

Tony Finau	Ryan Moore	Rafa Cabrera Bello	Brian Stuard	Roger Sloan	Patrick Rodgers	Aaron Baddeley
Jason Kokrak	Vaughn Taylor	Adam Schenk	Kiradech	Sam Burns	Cameron Tringale	Sebastian Munoz
Tommy Fleetwood	Jim Furyk	Danny Lee	Aphibarnrat	Bud Cauley	Sam Ryder	Peter Malnati
Sungjae Im	Adam Hadwin	Kevin Streelman	Cameron Smith	Nick Watney	Kyoung-Hoon Lee	Brian Gay
Abraham Ancer	Byeong Hun An	Jhonattan Vegas	Matt Every	Mackenzie Hughes	Scott Stallings	Nick Taylor
Louis Oosthuizen	Joel Dahmen	Branden Grace	Russell Henley	J.J. Spaun	Denny McCarthy	Martin Laird
Lucas Glover	Wyndham Clark	Charley Hoffman	Brian Harman	Talor Gooch	Scott Brown	Kelly Kraft
Rory Sabbatini	Emiliano Grillo	Tyrrell Hatton	Michael Thompson	Chris Stroud	Carlos Ortiz	Jonas Blixt
Harold Varner III	Joaquin Niemann	Chesson Hadley	Matt Jones	Kyle Stanley	Sepp Straka	
			Luke List			

21. Players who finished greater than or equal to top 125 on the 2018-19 PGA TOUR Official Season FedExCup Points List through the Wyndham Championship as non-members:

Matthew Fitzpatrick  
Doc Redman  
Matt Wallace  
Lucas Bjerregaard

22. Major Medical Extension: If granted by the Commissioner, if not otherwise eligible, and if needed to fill the field, Special Medical Extension.

Daniel Berger	Charl Schwartzel	James Hahn	Jamie Lovemark	John Huh	Briny Baird	D.A. Points
Kevin Chappell	Graham DeLaet	Ben Martin	Camilo Villegas	Seung-Yul Noh	Colt Knost	
Chris Kirk	William McGirt	Sean O'Hair	Grayson Murray	K.J. Choi	Harrison Frazer	
Kevin Stadler	Luke Donald	Morgan Hoffmann	Wesley Bryan	Brandon Hagy	Greg Chalmers	

23. Leading Points Winner from the previous season's Top 25 regular season players using combined points earned on the Official Korn Ferry Tour Regular Season Points List and Korn Ferry Tour Finals Points List, Leading Points Winner from the previous season's Korn Ferry Tour Finals and Three-Time Winners from previous season Korn Ferry Tour.

Scottie Scheffler

24. Money Leader from Korn Ferry Tour & KFT Finals Medical

25. Top 10 and ties, not otherwise exempt, among professionals from the previous open tournament whose victory has official status are exempt into the next open tournament whose victory has official status.

26. Top Finishers from Korn Ferry Tour Prior Season (reordered).

27. Top 50 & Ties Korn Ferry Tour Finals from Prior Year.

Xinjun Zhang	Mark Hubbard	Beau Hossler	Tyler Duncan	Michael Gligic	Hank Lebioda	Tyler McCumber
Matthew NeSmith	Fabian Gomez	Zac Blair	Chase Seiffert	Robert Streb	Vince Covello	Doug Ghim
Robby Shelton	Ryan Brehm	Ben Taylor	David Hearn	Sebastian	Rob Oppenheim	Tim Wilkinson
Tom Lewis	Viktor Hovland	Bo Hoag	Mark Anderson	Cappelen	Michael Gellerman	Richy Werenski
Harry Higgs	Kristoffer Ventura	Anirban Lahiri	Bronson Burgoon	Tom Hoge	Cameron Davis	D.J. Trahan
Lanto Griffin	Brendon Todd	Nelson Ledesma	Scott Harrington	Vincent Whaley	Maverick McNealy	
Kramer Hickok	Henrik Norlander	Rhein Gibson	Chris Baker	Cameron Percy	Joseph Bramlett	
				Rafael Campos		

**Note:** Reordered after the conclusion of The RSM Classic and The Genesis Invitational; thereafter, Mondays of the Masters, the Memorial Tournament presented by Nationwide, and The Open Championship.

28. Players who have 300 PGA TOUR Career Cuts Made as of the end of the preceding season may elect to use a one-time exemption for the next season

John Senden

**Note:** This category will be reordered within the above category #26

29. Top Finishers from the Korn Ferry Tour medical:

Chad Collins  
David Berganio, Jr.

30. Players winning three Korn Ferry Tour events in the current season.

31. Minor medical extension:

Stewart Cink	Hudson Swafford	Whee Kim	Hunter Mahan	Trey Mullinax	Padraig Harrington	Jim Knous	Nicholas Lindheim
--------------	-----------------	----------	--------------	---------------	--------------------	-----------	-------------------

### 32. 126 - 150 Prior Season's FEC Points List (Reordered ) (0)

#### 32a. Twenty-five finishers beyond 125th place on prior season's FedExCup Points List (126-150):

Shawn Stefani	Peter Uihlein	Ryan Blaum	Bill Haas	Roberto Castro	Zack Sucher	Harris English
Alex Noren	Wes Roach	Dominic Bozzelli	Johnson Wagner	Seamus Power	Josh Teater	Martin Kaymer

**Note:** Reordered after the conclusion of The RSM Classic and The Genesis Invitational; thereafter, Mondays of the Masters, the Memorial Tournament presented by Nationwide and The Open Championship.

#### 33. Nonexempt, major medical/family crisis:

Ben Crane

#### 34. Reorder Categories 35-39

**Note:** Reordered after the conclusion of The RSM Classic and The Genesis Invitational; thereafter, Mondays of the Masters, the Memorial Tournament presented by Nationwide and The Open Championship.

**35. Beyond 150th on Prior Season's FEC Points List. Past Champions, Team Tournament Winners, and Veteran Members Beyond 150 on the FedExCup Points List: If not otherwise eligible and as needed to fill the field, Past Champion members, Team Tournament Winners and Veteran members beyond 150th place on the previous season's FedExCup Points List in order of their combined official PGA TOUR and Korn Ferry Tour earnings in the previous season.**

Jonathan Byrd	Cody Gribble	J.J. Henry	Boo Weekley	Robert Garrigus	Tim Herron	Parker McLachlin
Ernie Els	George McNeill	Sangmoon Bae	David Lingmerth	Andres Romero	Ricky Barnes	Brian Davis
Billy Hurley III	Alex Cejka	Freddie Jacobson	Rod Pampling	Chad Campbell	Mike Weir	Will MacKenzie

**36. Past Champion Members:** If not otherwise eligible and if needed to fill the field, Past Champion members, in order of the total number of cosponsored or approved events won, excluding Team events. If two or more players are tied, the player who is higher on the PGA TOUR Career Money List shall be eligible.

Kenny Perry

**37. Special Temporary Members:** If during the course of a PGA TOUR season, a nonmember of the PGA TOUR wins an amount of points (e.g., by playing in PGA TOUR events through sponsor exemptions, Open Qualifying, etc.) equal to the amount won in the preceding season by the 150th finisher on the FedExCup points list, he will be eligible to become a special temporary member for the remainder of the season.

**38. Team Tournament Winners:** If not otherwise eligible and if needed to fill the field, winners of co-sponsored team championships, in order of the total number of team championship tournaments won. If two or more players are tied based on the number of such tournaments won, the player who is higher on the official PGA TOUR Career Money List shall be eligible.

**39. Veteran Members:** If not otherwise eligible and if needed to fill the field, Veteran members (players who have made a minimum of 150 cuts during their career), in order of their standing on the PGA TOUR Career Money List.

# Rookies

## ROOKIE DEFINITION

A player's rookie season ("Rookie Year") is defined as the season in which he becomes a PGA TOUR member (including Special Temporary Members) and plays in 10 or more events as a member or finishes in the Top 125 on the Official FedExCup Points List or Non-Member FedExCup Points List, whichever occurs first.

## FIRST-YEAR MEMBER DEFINITION

A new member (including Special Temporary Members) shall not be eligible for the PGA TOUR Rookie of the Year if he has previously played in more than seven (7) Official PGA TOUR Money events as a professional in any prior season.

## ROOKIES (21)

Player	Path to the PGA TOUR	Flag	Birthplace	Residence	College	Age (9/12/2019)
Baker, Chris	2019 Korn Ferry Tour Finals	USA	Seymour, Indiana	Jacksonville Beach, Florida	Iowa State	33 years, 195 days
Campos, Rafael	2019 Korn Ferry Tour Regular Season	PRI	San Juan, Puerto Rico	Guaynabo, Puerto Rico	VCU	31 years, 150 days
Cappelen, Sebastian	2019 Korn Ferry Tour Regular Season	DEN	Odense, Denmark	Ponte Vedra Beach, Florida	Arkansas	29 years, 151 days
Covello, Vince	2019 Korn Ferry Tour Regular Season	USA	Springfield, Pennsylvania	Atlantic Beach, Florida	North Florida	36 years, 290 days
Gellerman, Michael	2019 Korn Ferry Tour Regular Season	USA	Tucson, Arizona	Edmond, Oklahoma	Oklahoma	27 years, 33 days
Ghim, Doug	2019 Korn Ferry Tour Finals	USA	Des Plaines, Illinois	Las Vegas, Nevada	Texas	23 years, 149 days
Glagic, Michael	2019 Korn Ferry Tour Regular Season	CAN	Burlington, Canada	Kitchener, Canada		29 years, 358 days
Harrington, Scott	2019 Korn Ferry Tour Regular Season	USA	Eugene, Oregon	Scottsdale, Arizona	Northwestern	38 years, 300 days
Higgs, Harry	2019 Korn Ferry Tour Regular Season	USA	Camden, New Jersey	Dallas, Texas	SMU	27 years, 283 days
Hoag, Bo	2019 Korn Ferry Tour Regular Season	USA	Columbus, Ohio	Columbus, Ohio	Ohio State	31 years, 49 days
Hovland, Viktor	2019 Korn Ferry Tour Finals	NOR	Oslo, Norway	Oslo, Norway	Oklahoma State	21 years, 359 days
Ledesma, Nelson	2019 Korn Ferry Tour Regular Season	ARG	Tucuman, Argentina	Tucuman, Argentina		29 years, 49 days
Lewis, Tom	2019 Korn Ferry Tour Finals	ENG	Welwyn Garden City, England	Welwyn Garden City, England		28 years, 250 days
McCumber, Tyler	2019 Korn Ferry Tour Regular Season	USA	Ponte Vedra Beach, Florida	Jacksonville, Florida	Florida	28 years, 161 days
McNealy, Maverick	2019 Korn Ferry Tour Regular Season	USA	Stanford, California	Las Vegas, Nevada	Stanford	23 years, 310 days
NeSmith, Matthew	2019 Korn Ferry Tour Finals	USA	North Augusta, South Carolina	Columbia, South Carolina	South Carolina	25 years, 348 days
Scheffler, Scottie	2019 Korn Ferry Tour Regular Season	USA	Dallas, Texas	Dallas, Texas	Texas	23 years, 83 days
Seiffert, Chase	2019 Korn Ferry Tour Regular Season	USA	Panama City, Florida	Panama City, Florida	Florida State	28 years, 31 days
Taylor, Ben	2019 Korn Ferry Tour Finals	ENG	Epsom, England	Champions Gate, Florida	LSU	27 years, 93 days
Ventura, Kristoffer	2019 Korn Ferry Tour Regular Season	NOR	Puebla, Mexico	Norway	Oklahoma State	24 years, 200 days
Whaley, Vincent	2019 Korn Ferry Tour Regular Season	USA	Lexington, Kentucky	Atlanta, Georgia	Georgia Tech	24 years, 182 days

## FIRST-YEAR MEMBERS (5)

Player	Path to the PGA TOUR	Flag	Birthplace	Residence	College	Age (9/12/2019)
Bjerregaard, Lucas	2018-19 Non-Member FedExCup Points	DEN	Frederikshavn, Denmark	Monaco		28 years, 29 days
Fitzpatrick, Matthew	2018-19 Non-Member FedExCup Points	ENG	Sheffield, England	Sheffield, England	Northwestern	25 years, 11 days
Redman, Doc	2018-19 Non-Member FedExCup Points	USA	Raleigh, North Carolina	Clemson, South Carolina	Clemson	21 years, 259 days
Shelton, Robby	2019 Korn Ferry Tour Regular Season	USA	Mobile, Alabama	Birmingham, Alabama	Alabama	24 years, 18 days
Wallace, Matthew	2018-19 Non-Member FedExCup Points	ENG	Hillingdon, England	London, England		29 years, 153 days

## ROOKIES BY SEASON - FedExCup era (2007-present)

Season	Rookies	Winners	TOUR Championship
2018-19	22	5	1
2017-18	23	3	1
2016-17	25	5	2
2015-16	21	3	2
2014-15	24	1	1
2013-14	14	1	0
2013	25	3	1
2012	26	4	1
2011	35	6	1
2010	20	2	0
2009	28	0	1
2008	25	4	1
2007	27	3	1

## ROOKIES TO QUALIFY FOR TOUR CHAMPIONSHIP - FedExCup era (2007-present)

Season	Player	FedExCup finish
2018-19	Sungjae Im	T19
2017-18	Aaron Wise	24
2016-17	Xander Schauffele	3
2016-17	Patrick Cantlay	29
2015-16	Emiliano Grillo	11
2015-16	Si Woo Kim	17
2014-15	Daniel Berger	11
2013	Jordan Spieth	7
2012	John Huh	29
2011	Keegan Bradley	20
2009	Marc Leishman	20
2008	Andres Romero	28
2007	Brandt Snedeker	20

## ROOKIE WINNERS - FedExCup era (2007-present)

Player	Rookies
Collin Morikawa	2019 Barracuda Championship
Matthew Wolff	2019 3M Open
Martin Trainer	2019 Puerto Rico Open
Adam Long	2019 Desert Classic
Cameron Champ	2018 Sanderson Farms Championship
Aaron Wise	2018 AT&T Byron Nelson
Satoshi Kodaira	2018 RBC Heritage
Austin Cook	2017 The RSM Classic
Xander Schauffele (2)	2017 TOUR Championship
Grayson Murray	2017 Barbasol Championship
Xander Schauffele	2017 The Greenbrier Classic
Wesley Bryan	2017 RBC Heritage
Mackenzie Hughes	2016 The RSM Classic
Cody Gribble	2016 Sanderson Farms Championship
Si Woo Kim	2016 Wyndham Championship
Smylie Kaufman	2015 Shriners Hospitals for Children Open
Emiliano Grillo	2015 Frys.com Open
Nick Taylor	2014 Sanderson Farms Championship
Chesson Hadley	2014 Puerto Rico Open
Jordan Spieth	2013 John Deere Classic
Derek Ernst	2013 Wells Fargo Championship
Russell Henley	2013 Sony Open in Hawaii
Charlie Beljan	2012 Children's Miracle Network Classic
Jonas Blixt	2012 Fry's.com Open
Ted Potter, Jr.	2012 The Greenbrier Classic
John Huh	2012 Mayakoba Golf Classic
Keegan Bradley (2)	2011 PGA Championship
Scott Stallings	2011 The Greenbrier Classic
Chris Kirk	2011 Viking Classic
Keegan Bradley	2011 HP Byron Nelson Championship
Brendan Steele	2011 Valero Texas Open
Charl Schwartzel	2011 Masters Tournament
Jhonattan Vegas	2011 Bob Hope Classic
Rory McIlroy	2010 Quail Hollow Championship
Derek Lamely	2010 Puerto Rico Open
Marc Turnesa	2008 Justin Timberlake Shriners Hospitals for Children Open
Dustin Johnson	2008 Turning Stone Resort Championship
Chez Reavie	2008 RBC Canadian Open
Andres Romero	2008 Zurich Classic of New Orleans
George McNeill	2007 Frys.com Open
Brandt Snedeker	2007 Wyndham Championship
Henrik Stenson	2007 World Golf Championships-Accenture Match Play Championship

# PGA TOUR : International Players

93 International Players From 29 Countries And Territories Outside The United States

Country	Players
<b>Argentina (4)</b>	Fabian Gomez, Emiliano Grillo, Nelson Ledesma, Andres Romero
<b>Australia (12)</b>	Aaron Baddeley, Greg Chalmers, Cameron Davis, Jason Day, Rhein Gibson, Matt Jones, Marc Leishman, Rod Pampling, Cameron Percy, Adam Scott, John Senden, Cameron Smith
<b>Austria (1)</b>	Sepp Straka
<b>Canada (9)</b>	Corey Connors, Graham DeLaet, Michael Gligic, Adam Hadwin, David Hearn, Mackenzie Hughes, Roger Sloan, Nick Taylor, Mike Weir
<b>Chile (1)</b>	Joaquin Niemann
<b>China (2)</b>	C.T. Pan, Xijun Zhang
<b>Colombia (2)</b>	Sebastian Munoz, Camilo Villegas
<b>Denmark (2)</b>	Lucas Bjerregaard, Sebastian Cappelen
<b>England (12)</b>	Paul Casey, Brian Davis, Luke Donald, Matthew Fitzpatrick, Tommy Fleetwood, Tyrrell Hatton, Tom Lewis, Ian Poulter, Justin Rose, Ben Taylor, Matt Wallace, Danny Willett
<b>Fiji (1)</b>	Vijay Singh
<b>Germany (2)</b>	Alex Cejka, Martin Kaymer
<b>India (1)</b>	Anirban Lahiri
<b>Ireland (3)</b>	Padraig Harrington, Shane Lowry, Seamus Power
<b>Italy (1)</b>	Francesco Molinari

Country	Players
<b>Japan (2)</b>	Satoshi Kodaira, Hideki Matsuyama
<b>Mexico (2)</b>	Abraham Ancer, Carlos Ortiz
<b>New Zealand (2)</b>	Danny Lee, Tim Wilkinson
<b>Northern Ireland (2)</b>	Graeme McDowell, Rory McIlroy
<b>Norway (2)</b>	Viktor Hovland, Kristoffer Ventura
<b>Puerto Rico (1)</b>	Rafael Campos
<b>Scotland (2)</b>	Russell Knox, Martin Laird
<b>Slovakia (1)</b>	Rory Sabbatini
<b>South Africa (6)</b>	Tim Clark, Ernie Els, Dylan Frittelli, Branden Grace, Louis Oosthuizen, Charl Schwartzel
<b>South Korea (9)</b>	Byeong Hun An, Sangmoon Bae, K.J. Choi, Sungjae Im, Sung Kang, Si Woo Kim, Whee Kim, K.H. Lee, Seung-yul Noh
<b>Spain (3)</b>	Rafa Cabrera Bello, Sergio Garcia, Jon Rahm
<b>Sweden (6)</b>	Jonas Blixt, Freddie Jacobson, David Lingmerth, Alex Noren, Henrik Norlander, Henrik Stenson
<b>Thailand (1)</b>	Kiradech Aphibarnrat
<b>Venezuela (1)</b>	Jhonattan Vegas

## 2019-20 PGA TOUR Players : Table of Contents

Byeong Hun An	2:005	Robert Garrigus	2:072	Nate Lashley	2:139	Sam Ryder	2:206
Abraham Ancer	2:006	Brian Gay	2:073	Hank Lebioda	2:140	Rory Sabbatini	2:207
Mark Anderson	2:007	Michael Gellerman	2:074	Nelson Ledesma	2:141	Xander Schauffele	2:208
Kiradech Aphibarnrat	2:008	Doug Ghim	2:075	Danny Lee	2:142	Scottie Scheffler	2:209
Ryan Armour	2:009	Rhein Gibson	2:076	Kyoung-Hoon Lee	2:143	Adam Schenk	2:210
Aaron Baddeley	2:010	Michael Gligic	2:077	Marc Leishman	2:144	Charl Schwartzel	2:211
Sangmoon Bae	2:011	Lucas Glover	2:078	Tom Lewis	2:145	Adam Scott	2:212
Briny Baird	2:012	Fabián Gómez	2:079	Nicholas Lindheim	2:146	Chase Seiffert	2:213
Chris Baker	2:013	Talor Gooch	2:080	David Lingmerth	2:147	John Senden	2:214
Ricky Barnes	2:014	Branden Grace	2:081	Luke List	2:148	Robby Shelton	2:215
David Berganio, Jr.	2:015	Cody Gribble	2:082	Adam Long	2:149	Webb Simpson	2:216
Daniel Berger	2:016	Lanto Griffin	2:083	Davis Love III	2:150	Vijay Singh	2:217
Lucas Bjerregaard	2:017	Emiliano Grillo	2:084	Jamie Lovemark	2:151	Roger Sloan	2:218
Zac Blair	2:018	Bill Haas	2:085	Shane Lowry	2:152	Cameron Smith	2:219
Ryan Blaum	2:019	Chesson Hadley	2:086	Will MacKenzie	2:153	Brandt Snedeker	2:220
Jonas Blixt	2:020	Adam Hadwin	2:087	Hunter Mahan	2:154	J.J. Spaun	2:221
Dominic Bozzelli	2:021	Brandon Hagy	2:088	Peter Malnati	2:155	Jordan Spieth	2:222
Keegan Bradley	2:022	James Hahn	2:089	Ben Martin	2:156	Kevin Stadler	2:223
Joseph Bramlett	2:023	Brian Harman	2:090	Hideki Matsuyama	2:157	Scott Stallings	2:224
Ryan Brehm	2:024	Padraig Harrington	2:091	Denny McCarthy	2:158	Kyle Stanley	2:225
Scott Brown	2:025	Scott Harrington	2:092	Tyler McCumber	2:159	Brendan Steele	2:226
Wesley Bryan	2:026	Tyrrell Hatton	2:093	Graeme McDowell	2:160	Shawn Stefani	2:227
Bronson Burgoon	2:027	David Hearn	2:094	William McGirt	2:161	Henrik Stenson	2:228
Sam Burns	2:028	Russell Henley	2:095	Rory McIlroy	2:162	Sepp Straka	2:229
Jonathan Byrd	2:029	J.J. Henry	2:096	Parker McLachlin	2:163	Robert Streb	2:230
Rafa Cabrera Bello	2:030	Jim Herman	2:097	Maverick McNealy	2:164	Kevin Streelman	2:231
Chad Campbell	2:031	Tim Herron	2:098	George McNeill	2:165	Steve Stricker	2:232
Rafael Campos	2:032	Kramer Hickok	2:099	Troy Merritt	2:166	Chris Stroud	2:233
Patrick Cantlay	2:033	Harry Higgs	2:100	Phil Mickelson	2:167	Brian Stuard	2:234
Sebastian Cappelen	2:034	Bo Hoag	2:101	Keith Mitchell	2:168	Zack Sucher	2:235
Paul Casey	2:035	Charley Hoffman	2:102	Francesco Molinari	2:169	Hudson Swafford	2:236
Roberto Castro	2:036	Morgan Hoffmann	2:103	Ryan Moore	2:170	Ben Taylor	2:237
Bud Cauley	2:037	Tom Hoge	2:104	Collin Morikawa	2:171	Nick Taylor	2:238
Alex Cejka	2:038	J.B. Holmes	2:105	Trey Mullinax	2:172	Vaughn Taylor	2:239
Greg Chalmers	2:039	Max Homa	2:106	Sebastián Muñoz	2:173	Josh Teater	2:240
Cameron Champ	2:040	Billy Horschel	2:107	Grayson Murray	2:174	Justin Thomas	2:241
Kevin Chappell	2:041	Beau Hossler	2:108	Kevin Na	2:175	Michael Thompson	2:242
K.J. Choi	2:042	Viktor Hovland	2:109	Matthew NeSmith	2:176	Brendon Todd	2:243
Stewart Cink	2:043	Charles Howell III	2:110	Joaquin Niemann	2:177	D.J. Trahan	2:244
Tim Clark	2:044	Mark Hubbard	2:111	Seung-Yul Noh	2:178	Martin Trainer	2:245
Wyndham Clark	2:045	Mackenzie Hughes	2:112	Alex Noren	2:179	Cameron Tringale	2:246
Chad Collins	2:046	John Huh	2:113	Henrik Norlander	2:180	Kevin Tway	2:247
Corey Connors	2:047	Billy Hurley III	2:114	Sean O'Hair	2:181	Peter Uihlein	2:248
Austin Cook	2:048	Sungjae Im	2:115	Louis Oosthuizen	2:182	Bo Van Pelt	2:249
Vince Covello	2:049	Freddie Jacobson	2:116	Rob Oppenheim	2:183	Harold Varner III	2:250
Ben Crane	2:050	Dustin Johnson	2:117	Carlos Ortiz	2:184	Jhonattan Vegas	2:251
Joel Dahmen	2:051	Zach Johnson	2:118	Ryan Palmer	2:185	Kristoffer Ventura	2:252
Brian Davis	2:052	Matt Jones	2:119	Rod Pamplig	2:186	Camilo Villegas	2:253
Cameron Davis	2:053	Sung Kang	2:120	Cheng Tsung Pan	2:187	Johnson Wagner	2:254
Jason Day	2:054	Martin Kaymer	2:121	Cameron Percy	2:188	Jimmy Walker	2:255
Bryson DeChambeau	2:055	Michael Kim	2:122	Pat Perez	2:189	Matt Wallace	2:256
Graham DeLaet	2:056	Si Woo Kim	2:123	Kenny Perry	2:190	Nick Watney	2:257
Luke Donald	2:057	Whee Kim	2:124	Scott Piercy	2:191	Bubba Watson	2:258
Jason Dufner	2:058	Chris Kirk	2:125	D.A. Points	2:192	Boo Weekley	2:259
Tyler Duncan	2:059	Kevin Kisner	2:126	J.T. Poston	2:193	Mike Weir	2:260
Ernie Els	2:060	Patton Kizzire	2:127	Ted Potter, Jr.	2:194	Richy Werenski	2:261
Harris English	2:061	Colt Knost	2:128	Ian Poulter	2:195	Vincent Whaley	2:262
Matt Every	2:062	Jim Knous	2:129	Seamus Power	2:196	Tim Wilkinson	2:263
Tony Finau	2:063	Russell Knox	2:130	Andrew Putnam	2:197	Danny Willett	2:264
Matthew Fitzpatrick	2:064	Satoshi Kodaira	2:131	Jon Rahm	2:198	Aaron Wise	2:265
Tommy Fleetwood	2:065	Brooks Koepka	2:132	Chez Reavie	2:199	Matthew Wolff	2:266
Rickie Fowler	2:066	Jason Kokrak	2:133	Doc Redman	2:200	Gary Woodland	2:267
Harrison Frazar	2:067	Kelly Kraft	2:134	Patrick Reed	2:201	Tiger Woods	2:268
Dylan Frittelli	2:068	Matt Kuchar	2:135	Wes Roach	2:202	Xinjun Zhang	2:269
Jim Furyk	2:069	Anirban Lahiri	2:136	Patrick Rodgers	2:203		
Sergio Garcia	2:070	Martin Laird	2:137	Andres Romero	2:204		
Brice Garnett	2:071	Andrew Landry	2:138	Justin Rose	2:205		



# Byeong Hun An (BEE-yong HOON AN)

**Height:** 6'2" (1.88 m)  
**Weight:** 209 (95 kg)  
**Age:** 27 (September 17, 1991)  
**Birthplace:** Seoul, South Korea  
**Residence:** Orlando, Florida  
**Family:** Wife, Heejae (Jamie)

**Education:** University of California-Berkeley  
**Special Interests:** Soccer, Computer Games, Manchester United  
**Turned Professional:** 2011  
**City plays from:** Seoul, South Korea

## Exempt Status

Top 125 in 2018-19 FedExCup standings (thru 2019-20)

## Career Victories

### International Victories (3):

**2014** Rolex Trophy [EurChall]. **2015** BMW PGA Championship [Eur]. **2015** Shinhan Donghae Open [Kor].

## Player Statistics

**Career Low Round:** **62** - 2019 Wyndham Championship (Round 1)

**Career High FedExCup Rank:** **#28** : 2019 CIMB Classic

**Career High Official World Golf Rank:** **#24** : 2016 Wells Fargo Championship

**Career Largest Paycheck:** \$783,200 : 2018 the Memorial Tournament presented by Nationwide (Finished 2)

## 2018-19 Season Highlights

Qualified for the FedExCup Playoffs for the third time in as many seasons on TOUR and advanced to the BMW Championship for the second straight season, finishing No. 53 in the FedExCup standings. Earned three top-10s and made the cut in 19 of 22 starts, highlighted by a third-place result at the Wyndham Championship.

## PGA TOUR

**Arnold Palmer Invitational presented by Mastercard** - After opening with matching even-par 72s, closed 69-68 to finish T10 at the Arnold Palmer Invitational presented by Mastercard, five strokes behind champion Francesco Molinari. Marked his first top-10 finish since a runner-up showing at the 2018 RBC Canadian Open. **Valero Texas Open** - Recorded a bogey-free 66 in the final round of the Valero Texas Open to finish T7, his first top-10 at the event in his second start. **Wyndham Championship** - After holding at least a share of the lead each of the first three rounds of the Wyndham Championship (including a one-stroke lead entering the final round), closed with a 3-under 67 to finish solo-third and two strokes behind J.T. Poston. After no bogeys on his first 68 holes, had two down the stretch (Nos. 15 and 18). Fell to 0/3 when carrying the lead/co-lead into the final round on TOUR (2017 Waste Management Phoenix Open/6th, 2018 RBC Canadian Open/T2, 2019 Wyndham Championship/3).

## National Team Selections

**World Cup** : 2016, 2018 **Olympic Games** : 2016

## Career Records

### PGA TOUR (Playoff Record: 0-2)

Season	Events	Rounds	1st	2nd	3rd	Top 10	Top 25	Cuts Made	Cuts Missed	WD	FedExCup Rank	Earnings
<b>Total:</b>	<b>96</b>	<b>312</b>		<b>3</b>	<b>1</b>	<b>12</b>	<b>25</b>	<b>69</b>	<b>27</b>	<b>1</b>		<b>\$6,880,984</b>
2019	22	77			1	3	8	19	3	1	53	\$1,990,033
2018	24	84		2		4	7	19	5		42	\$2,599,264
2017	22	72				3	4	17	5		102	\$1,236,090
2016	14	43		1		2	5	10	4			\$926,797
2015	5	14					1	2	3			
2014	1	4						1				
2010	8 (A)	18						1	7			
(A) - Amateur												

## Top Tournaments

PGA TOUR	THE PLAYERS Championship	Masters Tournament	PGA Championship	U.S. Open	The Open Championship	WGC-HSBC Champions	WGC-Mexico	WGC-Dell Technologies Match Play	WGC-FedEx St. Jude Inv
2019	T26		CUT	T16	T32	T41	T45	T40	
2018	T30		T56	67	T51				T57
2017		T33	T28	CUT	CUT	T63	T48	T58	
2016	CUT	CUT	T23	T59		T19	T52	T9	T49
2015			CUT	CUT	CUT				T57
2014					T26				
2010		CUT		CUT	CUT				

### FedExCup Playoffs

THE NORTHERN TRUST	Dell Technologies Championship	BMW Championship	TOUR Championship
2019	T38	T28	
2018	T40	T29	
2017	CUT		

## Personal

- English name is Ben. Parents are Jae Hyung Ahn and Zhimin Jiao, who represented South Korea and China, respectively in table tennis, with both parents earning medals.
- Moved to the U.S. in 2005 to attend the David Leadbetter Golf Academy in Florida.



# Abraham Ancer

**Height:** 5'7" (1.7 m)  
**Weight:** 160 (70 kg)  
**Age:** 28 (February 27, 1991)  
**Birthplace:** McAllen, Texas  
**Residence:** San Antonio, Texas  
**Family:** Single

**Education:** University of Oklahoma 2013, Multi-Disciplinary Studies  
**Special Interests:** Hunting, going to the shooting range, soccer  
**Turned Professional:** 2013  
**City plays from:** Reynosa, Mexico

## Exempt Status

Top 125 in 2018-19 FedExCup standings (thru 2019-20)

## Career Victories

### Korn Ferry Tour Victories (1):

2015 (1) Nova Scotia Open.

## 2018-19 Season Highlights

Advanced to the FedExCup Playoffs for the second consecutive season and qualified for the TOUR Championship for the first time, finishing the season tied for 21st in the FedExCup standings. Entered the FedExCup Playoffs at No. 67 in the standings, the lowest such position of any player to qualify for the TOUR Championship. Earned first career top-two finish on the PGA TOUR with a solo-second at THE NORTHERN TRUST, one of his four top-10s. Made 20 cuts in 27 starts.

## PGA TOUR

**CIMB Classic** - Carded a final-round 7-under 65 for a T5 at the CIMB Classic in first start of the season. **Shriners Hospitals for Children Open** - Finished T4 at the Shriners Hospitals for Children Open after 66s in rounds one, two and four. 36-hole score of 132 topped previous career-best of 133. **ISPS Handa Melbourne World Cup of Golf** - One week after capturing the Australian Open, improved Mexico's previous-best finish of 7th in the ISPS HANDA Melbourne World Cup of Golf with a runner-up result at The Metropolitan Golf Club with teammate Roberto Diaz. Carded a final-round 66 in Foursomes to finish three strokes behind the victorious Belgian team. Moved up the leaderboard in round two after recording a 2-under 70 in foursomes, which stood as the round's low score. **THE NORTHERN TRUST** - Playing in the final pairing with Patrick Reed at THE NORTHERN TRUST, shot a final-round 69 to finish runner-up by one stroke. The second-place result marked the first top-two finish of his PGA TOUR career. Entered the week at No. 67 in the FedExCup standings and moved to No. 8, clinching a spot in the TOUR Championship and on the International Team at the Presidents Cup.

## National Team Selections

**World Cup** : 2018

## Career Records

PGA TOUR (Playoff Record: 0 - 0)												
Season	Events	Rounds	1st	2nd	3rd	Top 10	Top 25	Cuts Made	Cuts Missed	WD	FedExCup Rank	Earnings
<b>Total:</b>	<b>77</b>	<b>236</b>	<b>1</b>	<b>4</b>	<b>9</b>	<b>20</b>	<b>47</b>	<b>29</b>	<b>1</b>			<b>\$4,543,951</b>
2019	27	88	1		4	10	20	7		21		\$2,688,625
2018	30	96			5	9	20	9	1	60		\$1,676,695
2017	1	4					1					
2016	19	48				1	6	13		190		\$162,811
(A) - Amateur												

Korn Ferry Tour (Playoff Record: 1 - 1)												
Season	Events	Rounds	1st	2nd	3rd	Top 10	Top 25	Cuts Made	Cuts Missed	WD	Priority Rank	Earnings
<b>Total:</b>	<b>61</b>	<b>191</b>	<b>1</b>	<b>4</b>	<b>9</b>	<b>18</b>	<b>35</b>	<b>26</b>				
2017	24	83		3		7	11	18	6	6		\$337,998
2016	8	28					1	6	2	95		\$23,424
2015	25	72	1	1		2	6	11	14	31		\$201,819
2014	4	8							4			
(A) - Amateur												

## Top Tournaments

PGA TOUR									
2019	THE PLAYERS Championship	Masters Tournament	PGA Championship	U.S. Open	The Open Championship	WGC-HSBC Champions	WGC-Mexico	WGC-Dell Technologies Match Play	WGC-FedEx St. Jude Inv
2018	T12		T16	T49	CUT		T39	T17	

FedExCup Playoffs			
2019	THE NORTHERN TRUST	Dell Technologies Championship	BMW Championship
2018	CUT	T7	T51

## Personal

- Was born in South Texas but grew up in Reynosa, Mexico, where he lived until age 14. Parents are both natives of Mexico and he has dual citizenship in Mexico and the United States.
- Attended Sharyland High School in Mission, Texas, where he was All-Valley four years and a three-time MVP.
- Attended Odessa Junior College before transferring and graduating from the University of Oklahoma.
- Got hooked on golf as the first sport he played.
- Early golf memories include beating his dad for the first time and meeting Jack Nicklaus.
- If not a professional golfer, he would pursue race-car driving.
- Would like to change places with Sebastian Vettel for a day because "to drive an F1 car is way too much fun."
- Enjoys collecting putters.
- Bucket list includes jumping out of an airplane and flying a fighter jet.
- Favorite quote is from Zig Ziglar, who said, "You are the only person on earth who can use your ability."



# Mark Anderson

**Height:** 6'1" (1.85 m)  
**Weight:** 190 (82 kg)  
**Age:** 33 (February 14, 1986)  
**Birthplace:** Annapolis, Maryland  
**Residence:** Beaufort, South Carolina  
**Family:** Wife, Meredith; Ian, Teagan Jane

**Education:** University of South Carolina (2008, Business Management)  
**Special Interests:** Fishing, hunting, boating, gardening, anything outdoors  
**Turned Professional:** 2009  
**City plays from:** Beaufort, SC, United States

## Exempt Status

Top 50 from 2019 Korn Ferry Tour (thru 2019-20)

## Career Victories

### Korn Ferry Tour Victories (2):

**2013 (1)** BMW Charity Pro-Am Presented by SYNnex Corporation. **2019 (1)** Country Club de Bogota Championship.

### Other Victories (1):

**2009** Master of Amateurs Championship.

## 2018-19 Season Highlights

Won the Country Club de Bogota Championship on the Korn Ferry Tour and earned PGA TOUR membership by finishing No. 14 on the Korn Ferry Tour Regular Season points list, entering the 2019-20 season 28th in the final priority ranking. Ended the Korn Ferry Tour season with two top-10s and 11 made cuts in 15 starts.

## Korn Ferry Tour

**Country Club de Bogota Championship** - Earned his second career Korn Ferry Tour title and first victory in nearly five years. Ran away from the field with a final-round 67 to finish at 17-under par for a four-shot win. **Knoxville Open** - Used weekend rounds of 69-68 to finish solo second at 14-under 270 at the Knoxville Open. With the runner-up finish, earned his PGA TOUR card for the 2019-20 season.

## Career Records

PGA TOUR (Playoff Record: 0 - 0)												
Season	Events	Rounds	1st	2nd	3rd	Top 10	Top 25	Cuts Made	Cuts Missed	WD	FedExCup Rank	Earnings
<b>Total:</b>	<b>66</b>	<b>182</b>				<b>2</b>	<b>7</b>	<b>27</b>	<b>39</b>			<b>\$752,423</b>
2019	1	2							1			
2017	20	52				1	2	6	14			\$188,806
2016	1	2							1			
2015	7	20					1	3	4			
2014	8	22					1	3	5		212	\$122,598
2013	1	4						1				
2012	25	73				1	3	13	12		164	\$441,019
2011	1	2							1			
2010	1	3										
2009	1 (A)	2						1	1			

(A) - Amateur

Korn Ferry Tour (Playoff Record: 0 - 0)												
Season	Events	Rounds	1st	2nd	3rd	Top 10	Top 25	Cuts Made	Cuts Missed	WD	Priority Rank	Earnings
<b>Total:</b>	<b>151</b>	<b>486</b>	<b>2</b>	<b>4</b>	<b>1</b>	<b>16</b>	<b>38</b>	<b>94</b>	<b>55</b>	<b>2</b>		
2019	15	51	1	1		2	5	11	4		28	\$221,544
2018	23	84				2	7	19	4		63	\$135,079
2017	6	16					1	2	4		104	\$13,745
2016	19	60		1	1	2	6	11	8		44	\$172,109
2015	12	32						4	7	1		\$10,013
2014	3	7						1	1	1		\$1,671
2013	20	64	1	1		3	4	12	8		45	\$232,348
2012	2	8						2				\$4,166
2011	25	79		1		4	7	15	10			\$188,550
2010	26	85				3	8	17	9			\$116,183

(A) - Amateur

## Player Statistics

**Career Low Round:** 64 - 2013 Sony Open in Hawaii (Round 2)

**Career High FedExCup Rank:** #108 : 2012 RBC Heritage

**Career High Official World Golf Rank:** #255 : 2019 PGA Championship

**Career Largest Paycheck:** \$112,800 : 2012 Children's Miracle Network Hospitals Classic (Finished 9)

## Personal

- Lists Cypress, Pine Valley and St. Andrews as courses he would like to play.
- Began playing golf at the age of four. Played soccer, baseball and golf growing up, but chose golf because he wasn't fast enough for soccer and couldn't hit in baseball.
- Brother Ben is in the US Coast Guard.
- Favorite foods are seafood, sushi and Chinese.
- Favorite city is Rome.
- Favorite movie is Gladiator.
- Favorite book is Atlas Shrugged.
- Favorite golf courses are Wade Hampton, Pebble Beach and Seclusion Golf Club.



# Kiradech Aphibarnrat

(KEY-rah-debt a-pee-BARN-rat)

**Height:** 5'8" (1.73 m)  
**Weight:** 229 (kg)  
**Age:** 30 (July 23, 1989)  
**Birthplace:** Bangkok, Thailand  
**Residence:** Bangkok, Thailand  
**Family:** Wife, Tunyatorn

**Special Interests:** Car racing  
**Turned Professional:** 2008  
**City plays from:** Thailand

## Exempt Status

Top 125 in 2018-19 FedExCup standings (thru 2019-20)

## Career Victories

### International Victories (5):

**2011** Sail Open [Asia]. **2013** Maybank Malaysian Open [Eur]. **2015** Shenzhen International [Eur]. **2015** Saltire Energy Paul Lawrie Match Play [Eur]. **2018** ISPS HANDA World Super 6 Perth [Eur].

### Other Victories (5):

**2017** Thongchai Jaidee Foundation. **2015** Thongchai Jaidee Foundation. **2013** Singha Masters. **2012** Singha All Thailand Championship. **2009** Singha Pattaya Open.

## 2018-19 Season Highlights

In his first season as a full-time PGA TOUR member, advanced to the FedExCup Playoffs and finished the season at No. 83 in the FedExCup standings. Earned three top-fives and made 13 cuts in 20 starts.

## PGA TOUR

**World Golf Championships-HSBC Champions** - Finished in the top five of a World Golf Championships event for the third time in 15 WGC starts with a T4 at the World Golf Championships-HSBC Champions. **World Golf Championships-Mexico Championship** - Birdied his final three holes to finish T3 at the World Golf Championships-Mexico Championship. One of three players to card all four rounds in the 60s at Club de Golf Chapultepec. Equaled his best result in 47 PGA TOUR starts and collected his fourth top-5 finish in a World Golf Championships event. **AT&T Byron Nelson** - Closed with a final-round 7-under 64 and posted all four rounds in the 60s at the AT&T Byron Nelson to finish T5. Led the field in Strokes Gained: Putting per round (3.511), the best mark in that category on TOUR since Jason Day at the 2018 AT&T Pebble Beach Pro-Am (3.616).

## National Team Selections

**World Cup** : 2011, 2013, 2016, 2018 **Olympic Games** : 2016 **Royal Trophy** : 2011, 2013 **Eurasia Cup** : 2014, 2016

## Career Records

### PGA TOUR (Playoff Record: 0-0)

Season	Events	Rounds	1st	2nd	3rd	Top 10	Top 25	Cuts Made	Cuts Missed	WD	FedExCup Rank	Earnings
<b>Total:</b>	<b>61</b>	<b>188</b>			<b>2</b>	<b>8</b>	<b>16</b>	<b>42</b>	<b>18</b>			
2019	20	62			1	3	5	13	7		83	\$1,630,073
2018	14	46				2	5	11	3			
2016	11	32				1	3	7	4			
2015	4	12				1	1	2	2			
2014	9	26			1	1	1	7	1	1		
2013	3	10					1	2	1			

(A) - Amateur

### Korn Ferry Tour (Playoff Record: 0-0)

Season	Events	Rounds	1st	2nd	3rd	Top 10	Top 25	Cuts Made	Cuts Missed	WD	Priority Rank	Earnings
<b>Total:</b>	<b>3</b>	<b>8</b>					<b>1</b>	<b>1</b>	<b>2</b>			
2016	3	8					1	1	2		84	\$8,426

(A) - Amateur

## Top Tournaments

PGA TOUR	THE PLAYERS Championship	Masters Tournament	PGA Championship	U.S. Open	The Open Championship	WGC-HSBC Champions	WGC-Mexico	WGC-Dell Technologies Match Play	WGC-FedEx St. Jude Inv
2019	CUT	T49	T41	CUT	T32	T4	T3	T40	
2018	T30	T44	CUT	15	T75	T24	T5	T5	T31
2016	CUT	T15	T66	CUT	CUT	T30	T49	T18	53
2015			T68		CUT				
2014			W/D		CUT	T55	67	T33	
2013			T25		CUT				T40
2011						T66			
2010						74			

### FedExCup Playoffs

THE NORTHERN TRUST	Dell Technologies Championship	BMW Championship	TOUR Championship
2019	T71		

## Personal

- In 2018, became the first player from Thailand to earn a PGA TOUR card.
- Was previously known as Anujit Hirunratanakorn but changed his name, a Thai tradition that is said to bring good luck.
- Got married on Valentine's Day 2016, then delayed honeymoon to tee it up at the Maybank Championship Malaysia (missed cut). Wedding ceremony included a hot air balloon ride over Singha Park in their native Thailand.
- Likes car racing but gave it up after deeming it to be dangerous.



# Ryan Armour

**Height:** 5'9" (1.75 m)  
**Weight:** 170 (77 kg)  
**Age:** 43 (February 27, 1976)  
**Birthplace:** Akron, Ohio  
**Residence:** Jupiter, Florida  
**Family:** Wife, Erin; Patrick David, Nicholas John

**Education:** Ohio State University (1999, Communications)  
**Special Interests:** All sports, reading  
**Turned Professional:** 1999  
**City plays from:** Silver Lake, OH, United States

## Exempt Status

Tournament winner (thru 2019-20)

## Career Victories

### PGA TOUR Victories (1):

**2018 (1)** Sanderson Farms Championship.

### Korn Ferry Tour Victories (1):

**2016 (1)** Panama Claro Championship.

## 2018-19 Season Highlights

Advanced to the FedExCup Playoffs for the second consecutive season and third total, finishing No. 100 in the FedExCup standings. Made the cut in 17 of 28 starts, with his lone top-10 finish coming at the Valspar Championship.

## PGA TOUR

**Valspar Championship** - Earned his first top-10 in five starts at the Valspar Championship, recording scores of 68-69 on the weekend to tie Dustin Johnson and Jon Rahm for sixth. Led the field in Scrambling (78.57%).

## Career Records

### PGA TOUR (Playoff Record: 0-0)

Season	Events	Rounds	1st	2nd	3rd	Top 10	Top 25	Cuts Made	Cuts Missed	WD	FedExCup Rank	Earnings
<b>Total:</b>	<b>163</b>	<b>502</b>	<b>1</b>	<b>1</b>		<b>8</b>	<b>30</b>	<b>91</b>	<b>70</b>	<b>1</b>		<b>\$5,277,847</b>
2019	28	92				1	7	17	11		100	\$955,468
2018	32	107	1	1		3	9	22	10		49	\$2,485,203
2017	20	59				1	1	11	9		159	\$443,006
2016	1	4					1	1				
2015	17	44					1	6	11		195	\$144,229
2010	1	2							1			
2008	32	87					4	13	17	1	158	\$354,508
2007	32	107				3	7	21	11		122	\$862,979

(A) - Amateur

### Korn Ferry Tour (Playoff Record: 0-0)

Season	Events	Rounds	1st	2nd	3rd	Top 10	Top 25	Cuts Made	Cuts Missed	WD	Priority Rank	Earnings
<b>Total:</b>	<b>241</b>	<b>721</b>	<b>1</b>	<b>5</b>	<b>2</b>	<b>28</b>	<b>70</b>	<b>121</b>	<b>119</b>	<b>1</b>		
2017	3	12		1		1	2	3			11	\$118,206
2016	22	68	1			3	7	12	10		32	\$200,629
2015	4	12					1	2	2		67	\$23,369
2014	24	75		1		5	7	14	10		40	\$183,216
2012	26	60		1		1	1	4	21	1		\$44,392
2011	25	70		1		2	6	10	15			\$115,706
2010	28	86				1	8	16	12			\$83,214
2009	26	78				2	7	13	13			\$96,917
2006	27	96				4	15	21	6			\$174,267
2005	24	72		1	1	4	7	12	12			\$161,268
2004	29	86			1	5	9	14	15			\$140,418
2000	2	4							2			
1994	1 (A)	2							1			

(A) - Amateur

## Top Tournaments

PGA TOUR	THE PLAYERS Championship	Masters Tournament	PGA Championship	U.S. Open	The Open Championship	WGC-HSBC Champions	WGC-Mexico	WGC-Dell Technologies Match Play	WGC-FedEx St. Jude Inv
2019	CUT		CUT						
2018	CUT		CUT		CUT				
2008	W/D								

### FedExCup Playoffs

	THE NORTHERN TRUST	Dell Technologies Championship	BMW Championship	TOUR Championship
2019	T43			
2018	T78	T35	T51	
2007	T21			

## Personal

- Attended Walsh Jesuit High School in Cuyahoga Falls, Ohio. Played high school basketball.
- Earliest golf memory is having Sunday brunch and playing golf with his family.
- Biggest thrill outside golf was the birth of his sons.
- Favorite motto is "Have you worked hard enough today?"
- Would round out his dream foursome with his two sons and his brother.
- Favorite college team is Ohio State and pro team is the Pittsburgh Steelers.



# Aaron Baddeley (BAD-lee)

**Height:** 6'0" (1.83 m)  
**Weight:** 175 (80 kg)  
**Age:** 38 (March 17, 1981)  
**Birthplace:** Lebanon, New Hampshire  
**Residence:** Scottsdale, Arizona  
**Family:** Wife, Michelle; Jewell Kalaiah, Jolee Zariah, Jeremiah Aaron, Josiah Luke, Jaddex

**Special Interests:** Family, music, fitness, cars  
**Turned Professional:** 2000  
**City plays from:** Melbourne, Australia

## Exempt Status

Top 125 in 2018-19 FedExCup standings (thru 2019-20)

## Career Victories

### PGA TOUR Victories (4):

**2006 (1)** Verizon Heritage. **2007 (1)** FBR Open. **2011 (1)** Northern Trust Open. **2016 (1)** Barbasol Championship.

### International Victories (4):

**1999** Holden Australian Open [Aus]. **2000** Holden Australian Open [Aus]. **2001** Greg Norman Holden International [Aus]. **2007** MasterCard Masters [Aus].

## 2018-19 Season Highlights

Returned to the FedExCup Playoffs for the first time since 2015-16 (10th career appearance) before withdrawing in the first round of THE NORTHERN TRUST with a back injury to end his season at No. 116 in the FedExCup standings. Recorded three top-10s and made 10 cuts in 18 starts.

## PGA TOUR

**Safeway Open** - As a Monday qualifier at the Safeway Open, followed a 2-under 70 in round one with scores of 67-69-69 to tie four others for fourth at 13-under 275. Marked first top-10 in 11 starts at the event. **Puerto Rico Open** - Held a one-shot lead after three rounds of the Puerto Rico Open before finishing T2, his best result on TOUR since winning the 2016 Barbasol Championship. **Arnold Palmer Invitational presented by Mastercard** - While finishing T17 at the Arnold Palmer Invitational presented by Mastercard, required 99 putts for the week, becoming the third player on the season with fewer than 100 putts in a tournament (98/Kiradech Aphibarnrat/WGC-HSBC Champions, 98/Adam Long/Desert Classic). **Corales Puntacana Resort & Club Championship** - Posted four sub-par rounds to finish 14-under and T7 at the Corales Puntacana Resort & Club Championship while ranking No. 1 in total putts (102).

## National Team Selections

**Eisenhower Trophy** : 1998, 2000 **Presidents Cup** : 2011 **World Cup** : 2001

## Career Records

PGA TOUR (Playoff Record: 1 - 1)												
Season	Events	Rounds	1st	2nd	3rd	Top 10	Top 25	Cuts Made	Cuts Missed	WD	FedExCup Rank	Earnings
<b>Total:</b>	<b>424</b>	<b>1314</b>	<b>4</b>	<b>5</b>	<b>2</b>	<b>49</b>	<b>103</b>	<b>261</b>	<b>160</b>	<b>3</b>		<b>\$21,448,599</b>
2019	18	55		1		3	6	10	7	1	116	\$904,982
2018	27	78				1	5	15	12		132	\$725,928
2017	20	57				2	4	11	9		138	\$755,356
2016	28	89	1			5	7	19	9		69	\$1,644,915
2015	25	74				1	3	13	12		157	\$439,925
2014	24	72				2	4	13	11		114	\$942,559
2013	24	66				2	4	10	14		101	\$721,024
2012	22	72				3	6	16	6		78	\$1,215,753
2011	22	77	1		1	5	11	17	5		14	\$3,094,693
2010	26	94			1	2	4	21	5		94	\$879,317
2009	23	65				2	6	14	8	1	111	\$837,065
2008	22	73		1		3	9	17	5		48	\$1,665,587
2007	23	80	1	1		7	13	19	4		9	\$3,441,119
2006	25	76	1			2	6	14	11			\$1,516,513
2005	27	82				5	8	16	11			\$1,006,006
2004	27	85		1		1	3	16	11			\$632,876
2003	20	67		1		3	4	15	4	1		\$989,168
2002	3	10						2	1			
2001	9	22						2	7			
2000	9 (A)	20						1	8			

(A) - Amateur

Korn Ferry Tour (Playoff Record: 0 - 0)												
Season	Events	Rounds	1st	2nd	3rd	Top 10	Top 25	Cuts Made	Cuts Missed	WD	Priority Rank	Earnings
<b>Total:</b>	<b>26</b>	<b>83</b>		<b>3</b>	<b>1</b>	<b>5</b>	<b>12</b>	<b>17</b>	<b>9</b>			
2018	4	14					3	3	1		55	\$34,882
2015	4	12									84	\$12,216
2002	17	53		3	1	5	9	11	6			\$216,536
2001	1	4						1				\$1,413

(A) - Amateur

## Top Tournaments

PGA TOUR	THE PLAYERS Championship	Masters Tournament	PGA Championship	U.S. Open	The Open Championship	WGC-HSBC Champions	WGC-Mexico	WGC-Dell Technologies Match Play	WGC-FedEx St. Jude Inv
2019	CUT			CUT					
2018				T25					
2017	T41				T27				
2016	CUT		T49						
2015	CUT								
2014	CUT			T23					
2013	CUT			CUT					
2012	CUT	T40	T42	CUT	T69		12	T33	T8
2011	T6	T47	CUT	CUT	CUT	T23	T28		T11
2010	CUT			CUT					
2009	T9	T17	CUT				DQ	T33	
2008	T32	CUT	T13	T29	CUT		T15	T9	T43
2007	T37	T52	CUT	T13	CUT		T6	T9	T20
2006	CUT		T55		CUT				T54
2005	78								
2004	CUT			CUT	CUT				
2003			T57						
2001		CUT		CUT	CUT				
2000		CUT		CUT					

FedExCup Playoffs			
THE NORTHERN TRUST	Dell Technologies Championship	BMW Championship	TOUR Championship
2019	W/D		
2016	CUT	T67	T61
2014	CUT		
2013	T43		
2012	T42		
2011	T13	T22	T3
2010	T56		
2009	CUT		
2008	CUT	T73	
2007	T25	5	24

## Personal

- Known on TOUR by his nickname "Badds."
- Born in New Hampshire before family moved back to Australia when Aaron was only 2. Father Ron served as chief mechanic for Mario Andretti's race team in New Hampshire. Holds dual American and Australian citizenship.
- Introduced to golf at age 8 by his grandmother, Jean Baddeley.
- Hobbies include fitness, cars, sports, reading, go-karting, fishing and spending time with his wife and children.



# Sangmoon Bae<sup>(BAY)</sup>

**Height:** 6'0" (1.83 m)  
**Weight:** 180 (82 kg)  
**Age:** 33 (June 21, 1986)  
**Birthplace:** Daegu, South Korea  
**Residence:** Kyunggi-do, South Korea  
**Family:** Single

**Education:** Sungkyunkwan University (2011)  
**Special Interests:** Baseball, skiing, soccer  
**Turned Professional:** 2004  
**City plays from:** Seoul, South Korea

## Exempt Status

Past champion/veteran member beyond 150 in 2018-19 FedExCup (thru 2019-20)

## Career Victories

### PGA TOUR Victories (2):

**2013 (1)** HP Byron Nelson Championship. **2015 (1)** Frys.com Open.

### Korn Ferry Tour Victories (1):

**2018 (1)** Albertsons Boise Open presented by Kraft Nabisco.

### International Victories (13):

**2006** Emerson Pacific Group Open [Kor]. **2008** KEB Invitational [Kor]. **2008** KPGA KEB Invitational [Kor]. **2013** Shinhan Donghae Open [Kor]. **2014** Shinhan Donghae Open [Kor]. **2007** SK Telecom Open [Asia]. **2008** Kolon-Hana Bank Korean Open [Asia]. **2009** GS Caltex Maekyung Open [OneAsia]. **2010** S K Telecom Open [OneAsia]. **2011** Vana H Cup KBC Augusta [Jpn]. **2011** Coca-Cola Tokai Classic [Jpn]. **2011** Japan Open [Jpn].

## National Team Selections

**Presidents Cup :** 2015 **World Cup :** 2008, 2013 **Royal Trophy :** 2011

## Career Records

PGA TOUR (Playoff Record: 0 - 1)													
Season	Events	Rounds	1st	2nd	3rd	Top 10	Top 25	Cuts Made	Cuts Missed	WD	FedExCup Rank	Earnings	
<b>Total:</b>	<b>148</b>	<b>441</b>	<b>2</b>	<b>1</b>		<b>9</b>	<b>19</b>	<b>80</b>	<b>63</b>	<b>5</b>			
2019	22	54						8	14		205	\$172,472	
2018	17	43					1	5	11	1	202	\$184,057	
2015	30	98	1			5	6	20	9	1	26	\$2,599,632	
2014	24	76					6	13	11		122	\$718,111	
2013	26	83	1			2	2	16	9	1	69	\$1,714,640	
2012	25	77		1		2	4	17	6	2	96	\$1,165,952	
2011	2	6						1	1				
2009	2	4							2				

(A) - Amateur

Korn Ferry Tour (Playoff Record: 0 - 0)													
Season	Events	Rounds	1st	2nd	3rd	Top 10	Top 25	Cuts Made	Cuts Missed	WD	Priority Rank	Earnings	
<b>Total:</b>	<b>4</b>	<b>13</b>	<b>1</b>			<b>2</b>	<b>2</b>	<b>3</b>		<b>1</b>		<b>\$218,156</b>	
2019	1	1				2	2	3		1	4	\$218,156	
2018	3	12	1										

(A) - Amateur

## Top Tournaments

PGA TOUR	THE PLAYERS Championship	Masters Tournament	PGA Championship	U.S. Open	The Open Championship	WGC-HSBC Champions	WGC-Mexico	WGC-Dell Technologies Match Play	WGC-FedEx St. Jude Inv
2016							DNS		DNS
2015	T30	T33	64				T46		T63
2014	68	CUT							
2013	T33		CUT	CUT					T53
2012	CUT	T37	T54	CUT	T64		71	T5	66
2011				T42	CUT				
2009				CUT					

FedExCup Playoffs			
THE NORTHERN TRUST	Dell Technologies Championship	BMW Championship	TOUR Championship
2015	T6	T39	T53
2014	CUT		T18
2013	CUT		
2012	CUT	78	

## Player Statistics

**Career Low Round:** 63 - 2015 The Barclays (Round 3)

**Career High FedExCup Rank:** #1 - 2015 CIMB Classic

## Personal

- Following the 2015 Presidents Cup, served as a rifleman in the South Korean army as part of a mandatory two-year military commitment. Returned to the PGA TOUR at the 2017 Safeway Open, site of his second PGA TOUR win.
- Achieved his goal of playing Augusta National when he qualified for the 2012 Masters Tournament.
- Favorite food is Korean barbecue.
- Would include Tiger Woods as one of the players in his dream foursome.
- Began playing at age 11 at the urging of his parents, who both play. Was more interested in baseball as a youth before turning his full-time athletic attention to golf.
- Was the fourth Korean-born player to win on the PGA TOUR, joining K.J. Choi, Y.E. Yang and Kevin Na. Was the sixth player of Korean descent to win, joining Choi, Yang, Na, Anthony Kim and John Huh. Kim and Huh were both born in the United States.



# Briny Baird

**Height:** 5'11" (1.8 m)  
**Weight:** 185 (84 kg)  
**Age:** 47 (May 11, 1972)  
**Birthplace:** Miami Beach, Florida  
**Residence:** Jupiter, Florida  
**Family:** Wife, Laura; Madison Kaye, Taylor Rae, Brody Gray

**Education:** Valdosta State University (1995, Communications)  
**Special Interests:** Fishing  
**Turned Professional:** 1995  
**City plays from:** Palm City, FL, United States

## Exempt Status

Major Medical Extension

## Career Victories

### Korn Ferry Tour Victories (1):

**2000 (1)** BUY.COM Monterrey Open.

### Other Victories (1):

**1989** Thornton Future Masters.

## Player Statistics

**Career Low Round:** 62 - 2008 Wyndham Championship (Round 3)

**Career High FedExCup Rank:** #7 : 2014 The McGladrey Classic

**Career High Official World Golf Rank:** #53 : 2004 BellSouth Classic

**Career Largest Paycheck:** \$540,000 : 2011 Frys.com Open (Finished 2)

## Career Records

PGA TOUR (Playoff Record: 0 - 1)												
Season	Events	Rounds	1st	2nd	3rd	Top 10	Top 25	Cuts Made	Cuts Missed	WD	FedExCup Rank	Earnings
<b>Total:</b>	<b>379</b>	<b>1220</b>	<b>6</b>	<b>2</b>	<b>31</b>	<b>88</b>	<b>243</b>	<b>122</b>	<b>12</b>			<b>\$13,251,178</b>
2014	17	50	1		1	1	8	7	2	141		\$616,316
2012	13	38				1	6	6	1	196		\$154,111
2011	19	60	1		3	3	11	7	1	151		\$942,286
2010	28	87			1	6	15	12	1	111		\$753,577
2009	28	89	1		3	6	16	12		80		\$1,186,982
2008	30	113			3	14	26	3	1	28		\$2,039,608
2007	31	115			1	7	26	5		99		\$989,453
2006	25	77			3	8	16	8	1			\$844,547
2005	33	96			2	5	18	13	1			\$624,191
2004	30	97	1		3	9	21	8	1			\$1,156,517
2003	33	109	1	1	7	16	24	7	2			\$2,202,519
2002	33	108		1	2	6	22	10				\$817,514
2001	31	103	1		2	6	22	9				\$812,001
1999	28	78					12	15	1			\$115,357

(A) - Amateur

Korn Ferry Tour (Playoff Record: 0 - 0)												
Season	Events	Rounds	1st	2nd	3rd	Top 10	Top 25	Cuts Made	Cuts Missed	WD	Priority Rank	Earnings
<b>Total:</b>	<b>75</b>	<b>220</b>	<b>1</b>	<b>1</b>		<b>11</b>	<b>23</b>	<b>39</b>	<b>32</b>	<b>3</b>		
2013	2	3							1	1		
2011	2	7						1	1			\$1,754
2000	26	89	1	1		9	14	19	6	1		\$271,897
1997	23	62				2	7	11	11			\$33,433
1996	22	59					2	8	13	1		\$11,369

(A) - Amateur

## Top Tournaments

PGA TOUR									
Year	THE PLAYERS Championship	Masters Tournament	PGA Championship	U.S. Open	The Open Championship	WGC-HSBC Champions	WGC-Mexico	WGC-Dell Technologies Match Play	WGC-FedEx St. Jude Inv
2014	W/D								
2012	W/D								
2011				CUT					
2010	CUT								
2009	CUT	CUT	CUT	CUT	CUT		T31		
2008	4		T42						
2007	CUT								
2005	T56								
2004	T33	CUT	T37	CUT			T33		
2003	T11		T39						
2002	T49		T43						
2001			T22	T40					

FedExCup Playoffs			
Year	THE NORTHERN TRUST	Dell Technologies Championship	BMW Championship
2010	CUT		
2009	CUT	T61	
2008	T48	T21	T38
2007	T41	T30	T27

## Personal

- MVP of high school soccer team.
- Father, Butch, won twice while playing the PGA TOUR and was a two-time PGA TOUR Champions winner.
- Has an unusual putting style he adopted from his teacher in 1999. Keeps most of his weight on his left foot, which is placed decidedly forward, to encourage remaining still over putts.



# Chris Baker

**Height:** 6'0" (1.83 m)  
**Weight:** 170 (77 kg)  
**Age:** 33 (March 01, 1986)  
**Birthplace:** Seymour, Indiana  
**Residence:** Jacksonville Beach, Florida  
**Family:** Single

**Education:** Iowa State University (2008, Marketing and Management)  
**Special Interests:** Snowboarding, fishing, hunting, yoga  
**Turned Professional:** 2008  
**City plays from:** Jacksonville Bch, FL, United States

## Exempt Status

Top 50 from 2019 Korn Ferry Tour (thru 2019-20)

## Career Victories

### International Victories (1):

**2010** Moroccan Golf Classic.

## Player Statistics

**Career Low Round:** **72** - 2016 The Honda Classic (Round 2)

**Career High FedExCup Rank:**

**Career High Official World Golf Rank:** **#363** : 2017 Arnold Palmer Invitational presented by Mastercard

**Career Largest Paycheck:**

## 2018-19 Season Highlights

Earned PGA TOUR membership by finishing No. 15 on the Korn Ferry Tour Finals 25 and entered the 2019-20 season 31st in the final priority ranking. On the season, collected seven top-10s and made 18 cuts in 25 starts, highlighted by a T4 at the season-ending Korn Ferry Tour Championship.

### Korn Ferry Tour

**Country Club de Bogota Championship** - Held the solo-lead after the second round in Bogota and finished T51 for the week. **Panama Championship** - Fired three rounds in the 60s in Panama, earning him a T7 finish at 2-under. **LECOM Suncoast Classic** - Opened with rounds of 66-64 to sit two shots off the lead entering the weekend before finishing T7 at the LECOM Suncoast Classic. **Nashville Golf Open Benefitting the Snedeker Foundation** - Used three rounds under 70 in Nashville to finish T4 at 13-under 275. **REX Hospital Open** - Set the new course record with an 11-under 60 on Friday at The Country Club at Wakefield Plantation. Held the 36- and 54-hole lead and finished T4 after posting a final round 1-over 72. **Wichita Open Supporting Wichita's Youth** - Fired four rounds in the 60s to earn a T10 finish at Crestview Country Club. **Korn Ferry Tour Championship presented by United Leasing & Finance** - Held the 18- and 36-hole lead after tying the course record with a first-round 9-under 63. Converted a clutch par putt on his 72nd hole to finish T4 and earn his first PGA TOUR card.

## Career Records

### PGA TOUR (Playoff Record: 0 - 0)

Season	Events	Rounds	1st	2nd	3rd	Top 10	Top 25	Cuts Made	Cuts Missed	WD	FedExCup Rank	Earnings
<b>Total:</b>	<b>1</b>	<b>2</b>							<b>1</b>			
2016	1	2							1			

(A) - Amateur

### Korn Ferry Tour (Playoff Record: 0 - 1)

Season	Events	Rounds	1st	2nd	3rd	Top 10	Top 25	Cuts Made	Cuts Missed	WD	Priority Rank	Earnings
<b>Total:</b>	<b>143</b>	<b>447</b>		<b>1</b>	<b>1</b>	<b>16</b>	<b>29</b>	<b>82</b>	<b>60</b>	<b>1</b>		
2019	25	85				7	9	18	7		31	\$198,792
2018	23	71				1	3	12	11			\$51,873
2017	25	79		1		2	5	15	10		80	\$142,708
2016	20	69				4	8	15	4	1	60	\$153,622
2015	15	44			1	1	1	7	8			\$41,892
2014	21	65					1	12	9			\$28,776
2011	13	32				1	2	3	10			\$42,546
2009	1	2							1			

(A) - Amateur

## Personal

- Has one sister, Cassie.
- Parents lived on a nine-hole course, which made it conducive for him to take up the game. Dad would pick him up from grade school and they would head straight to the golf course.
- Favorite courses are Whispering Pines, TPC Sawgrass and Hickory Hills Golf Club. Favorite college teams are Iowa State and Indiana University and pro teams are the Indianapolis Colts and Indiana Pacers. Peyton Manning, Reggie Miller and Andrew Luck are hi
- Would like to trade places with someone in the military. "Would never be able to keep up but would just like to see how they work day in and day out."
- Bucket list includes visiting all 50 states and traveling the world.
- Would like to be featured in Entrepreneur Magazine. "It would be awesome to develop and successfully run a small business," he says.



# Ricky Barnes

**Height:** 6'2" (1.88 m)  
**Weight:** 200 (91 kg)  
**Age:** 38 (February 6, 1981)  
**Birthplace:** Stockton, California  
**Residence:** Phoenix, Arizona  
**Family:** Wife, Suzanne; Brady, Natalie, Dillon

**Education:** University of Arizona (2003, Communications)  
**Special Interests:** Playing and watching sports  
**Turned Professional:** 2003  
**City plays from:** Phoenix, AZ, United States

## Exempt Status

Past champion/veteran member beyond 150 in 2018-19 FedExCup (thru 2019-20)

## Career Victories

None.

## Player Statistics

**Career Low Round:** 61 - 2019 Safeway Open (Round 2)

**Career High FedExCup Rank:** #16 : 2012 AT&T Pebble Beach National Pro-Am

**Career High Official World Golf Rank:** #58 : 2010 RBC Canadian Open

**Career Largest Paycheck:** \$559,830 : 2009 U.S. Open Championship (Finished 2)

## Career Records

PGA TOUR (Playoff Record: 0-0)												
Season	Events	Rounds	1st	2nd	3rd	Top 10	Top 25	Cuts Made	Cuts Missed	WD	FedExCup Rank	Earnings
<b>Total:</b>	<b>299</b>	<b>903</b>		<b>1</b>	<b>3</b>	<b>18</b>	<b>52</b>	<b>170</b>	<b>125</b>	<b>3</b>		<b>\$8,476,631</b>
2019	11	25						2	9		245	\$22,370
2018	22	59				1	3	11	10		175	\$340,591
2017	31	92					7	19	12		139	\$697,624
2016	29	93				4	7	20	8	1	71	\$1,158,800
2015	27	78			1	1	4	13	14		155	\$614,455
2014	27	88				2	5	19	7	1	113	\$706,855
2013	26	70					5	11	15		132	\$553,878
2012	28	88			1	1	4	18	10		89	\$805,408
2011	23	78				2	4	16	6	1	97	\$951,587
2010	28	103			1	6	9	23	5		64	\$1,835,195
2009	23	67		1		1	1	11	12		142	\$684,863
2007	2	6						1	1			
2006	2	7						1	1			
2005	1	2										
2004	7	18					1	2	5			
2003	6	11							6			
	4 (A)	14					2	3	1			
2002	1 (A)	2							1			
2000	1 (A)	2							1			
(A) - Amateur												

Korn Ferry Tour (Playoff Record: 0-1)												
Season	Events	Rounds	1st	2nd	3rd	Top 10	Top 25	Cuts Made	Cuts Missed	WD	Priority Rank	Earnings
<b>Total:</b>	<b>130</b>	<b>437</b>		<b>1</b>	<b>1</b>	<b>20</b>	<b>43</b>	<b>90</b>	<b>40</b>	<b>1</b>		
2019	9	24					2	3	6			\$13,889
2018	5	16						3	2		88	\$11,165
2017	4	11						2	2	1	99	\$5,475
2015	3	12				1	3	3			26	\$59,255
2013	4	10				1	1	1	3		32	\$34,750
2009	1	4										\$13,050
2008	26	88			1	9	12	19	7			\$218,902
2007	28	91				1	6	17	11			\$32,774
2006	26	100		1		4	10	24	2			\$199,276
2005	15	51				2	5	11	4			\$60,014
2004	8	28				2	3	6	2			\$40,577
2003	1	2							1			
(A) - Amateur												

## Top Tournaments

PGA TOUR												
	THE PLAYERS Championship	Masters Tournament	PGA Championship	U.S. Open	The Open Championship	WGC-HSBC Champions	WGC-Mexico	WGC-Dell Technologies Match Play	WGC-FedEx St. Jude Inv			
2017	T65											
2016	CUT											
2015	CUT											
2013	T72											
2012	T46											
2011	CUT	T20	T56		T57							
2010	CUT	T10	CUT	T27	T44							
2009				T2								
2007				CUT								
2003		21		T59	CUT							
2002				CUT								
2000				CUT								

FedExCup Playoffs			
	THE NORTHERN TRUST	Dell Technologies Championship	BMW Championship
2016	T53	T53	
2014	T68		
2012	T24	CUT	
2011	CUT	76	
2010	CUT	T57	T67

## Personal

- Established the Ricky Barnes Foundation.
- Lists Larry Bird as his hero.
- Got his start in golf from his parents.
- His dad, Bruce, was a punter for the New England Patriots (1973-74).
- Married to professional volleyball player Suzanne Stonebarger.



# David Berganio, Jr.

**Height:** 5'11" (1.8 m)  
**Weight:** 170 (77 kg)  
**Age:** 50 (January 14, 1969)  
**Birthplace:** Los Angeles, California  
**Residence:** Sylmar, California  
**Family:** Single

**Education:** University of Arizona  
**Special Interests:** Basketball  
**Turned Professional:** 1993  
**City plays from:** Granada Hills, CA, United States

## Exempt Status

Korn Ferry Tour Medical Extension

## Career Victories

### Korn Ferry Tour Victories (3):

**1996 (1)** NIKE Monterrey Open. **1999 (1)** NIKE Permian Basin Open. **2000 (1)** BUY.COM Omaha Classic.

## Player Statistics

**Career Low Round: 63** - 2009 The 50th Bob Hope Classic hosted by Arnold Palmer (Round 1)

**Career High FedExCup Rank: #60** : 2009 FBR Open

**Career High Official World Golf Rank: #99** : 2002 Bob Hope Chrysler Classic

**Career Largest Paycheck:** \$432,000 : 2002 Bob Hope Chrysler Classic (Finished 2)

## 2018-19 Season Highlights

Made one PGA TOUR start (MC/Barracuda Championship), two Korn Ferry Tour starts, and one PGA TOUR Champions start. Withdrew prior to the start of the PGA TOUR's Rocket Mortgage Classic, giving Nate Lashley the final spot in the field. Lashley went on to earn his first career TOUR title in wire-to-wire fashion. Entered the 2019-20 season competing out of the Korn Ferry Tour Medical category with two starts available to earn \$547,166 to equal No. 125 on the 2009 Regular Season money list (Jimmy Walker/\$662,683).

## National Team Selections

**Walker Cup** : 1993

## Career Records

PGA TOUR (Playoff Record: 0 - 1)												
Season	Events	Rounds	1st	2nd	3rd	Top 10	Top 25	Cuts Made	Cuts Missed	WD	FedExCup Rank	Earnings
<b>Total:</b>	<b>156</b>	<b>426</b>		<b>1</b>	<b>1</b>	<b>6</b>	<b>13</b>	<b>71</b>	<b>68</b>			<b>\$1,766,499</b>
2019	1								1			
2018	4	5							3			
2009	15	43						7	7	1	196	\$115,517
2008	1	2							1			
2007	3	8						1	2		250	\$11,025
2006	2	6						1	1			\$6,060
2005	1	2										
2004	2	4							2			
2003	15	43					1	6	7	2		\$124,065
2002	30	79		1		1	2	13	12	4		\$573,151
2001	25	73			1	4	6	16	6	3		\$685,082
2000	4	14						3	1			\$34,625
1999	5	18						4	1			\$48,015
1998	3	7						1	1	1		\$6,487
1997	30	83				1	3	14	13	3		\$118,290
1996	4	12					1	2	2			\$36,590
1994	4	9						1	2	1		\$5,105
1993	2	6						1	1			\$2,486
	2 (A)	6										
1992	2 (A)	4							2			
1991	1 (A)	2							1			
(A) - Amateur												

Korn Ferry Tour (Playoff Record: 1 - 0)												
Season	Events	Rounds	1st	2nd	3rd	Top 10	Top 25	Cuts Made	Cuts Missed	WD	Priority Rank	Earnings
<b>Total:</b>	<b>114</b>	<b>348</b>	<b>3</b>	<b>3</b>	<b>1</b>	<b>20</b>	<b>43</b>	<b>70</b>	<b>30</b>	<b>12</b>		<b>\$525,285</b>
2019	2	3							1			
2018	3	5							2	1		
2015	2	6						1	1			\$1,293
2013	1	2							1			
2012	1	4						1				\$2,081
2008	1	2							1			
2007	3	12						3				\$11,839
2006	2	5						1		1		\$1,815
2005	2	6						1	1			\$1,500
2004	1	2										
2000	24	78	1			4	14	17	4	3		\$196,512
1999	21	60			1	3	7	10	9	2		\$80,399
1998	20	63				6	8	14	2	1		\$76,969
1996	21	74	1	3		7	12	17	3	1		\$146,047
1995	4	7							3	1		
1994	5	17					2	4	1			\$6,830
1993	1	2							1			
(A) - Amateur												

## Top Tournaments

PGA TOUR	THE PLAYERS Championship	Masters Tournament	PGA Championship	U.S. Open	The Open Championship	WGC-HSBC Champions	WGC-Mexico	WGC-Dell Technologies Match Play	WGC-FedEx St. Jude Inv
2006				CUT					
2003	T56								
2002	W/D								
2000				CUT					
1999				T28					
1997		CUT							
1996				T16					
1994				T47					
1993				CUT					
1992		CUT							

## Personal

- Played on the same college team at Arizona as PGA TOUR member Jim Furyk.
- Was introduced to the game while growing up in an economically-depressed area of Los Angeles by a local priest who gave him his first set of clubs.



# Daniel Berger

**Height:** 6'1" (1.85 m)  
**Weight:** 175 (79 kg)  
**Age:** 26 (April 7, 1993)  
**Birthplace:** Plantation, Florida  
**Residence:** Jupiter, Florida  
**Family:** Single

**Education:** Florida State University  
**Turned Professional:** 2013  
**City plays from:** Jupiter, FL, United States

## Exempt Status

Major Medical Extension

## Career Victories

### PGA TOUR Victories (2):

**2016 (1)** FedEx St. Jude Classic. **2017 (1)** FedEx St. Jude Classic.

## Player Statistics

**Career Low Round:** **62** - 2016 Travelers Championship (Round 3)

**Career High FedExCup Rank:** **#6** : 2017 World Golf Championships-HSBC Champions

**Career High Official World Golf Rank:** **#18** : 2017 Travelers Championship

**Career Largest Paycheck:** \$1,152,000 : 2017 FedEx St. Jude Classic (Finished 1)

## 2018-19 Season Highlights

Made 15 cuts in 20 starts with one top-10 and three additional top-25s to finish No. 131 in the FedExCup standings and miss the FedExCup Playoffs for the first time in his career. Entered the 2019-20 season on a Major Medical Extension with five starts available to earn 15 points to equal No. 125 on the 2018-19 FedExCup points list (Pat Perez/376).

## PGA TOUR

**Puerto Rico Open** - Shot a final-round 66 to finish T2 at the Puerto Rico Open, his fifth runner-up on the PGA TOUR and first since losing to Jordan Spieth in a playoff at the 2017 Travelers Championship. Led the field in Putting Average (1.614).

## National Team Selections

**Presidents Cup** : 2017 **Palmer Cup** : 2013

## Career Records

PGA TOUR (Playoff Record: 0 - 2)												
Season	Events	Rounds	1st	2nd	3rd	Top 10	Top 25	Cuts Made	Cuts Missed	WD	FedExCup Rank	Earnings
<b>Total:</b>	<b>127</b>	<b>418</b>	<b>2</b>	<b>5</b>		<b>20</b>	<b>48</b>	<b>94</b>	<b>33</b>	<b>1</b>		
2019	20	66		1		1	4	15	5		131	\$742,340
2018	23	76				1	9	18	5		70	\$1,721,763
2017	26	86	1	2		6	10	20	6		16	\$4,287,161
2016	26	89				6	12	23	3	1	26	\$3,290,764
2015	31	97		2		6	13	17	14		11	\$3,028,901
2014	1	4						1				

(A) - Amateur

Korn Ferry Tour (Playoff Record: 0 - 0)												
Season	Events	Rounds	1st	2nd	3rd	Top 10	Top 25	Cuts Made	Cuts Missed	WD	Priority Rank	Earnings
<b>Total:</b>	<b>26</b>	<b>85</b>		<b>1</b>	<b>2</b>	<b>5</b>	<b>10</b>	<b>17</b>	<b>9</b>			<b>\$229,835</b>
2019	1	4						1			100	\$4,000
2014	21	71		1	2	5	10	15	6		28	\$223,486
2013	4	10						1	3			\$2,350

(A) - Amateur

## Top Tournaments

PGA TOUR									
	THE PLAYERS Championship	Masters Tournament	PGA Championship	U.S. Open	The Open Championship	WGC-HSBC Champions	WGC-Mexico	WGC-Dell Technologies Match Play	WGC-FedEx St. Jude Inv
2019	T67		T71	T49					
2018	T57	T32	T12	T6	CUT	T24	T14	T59	T48
2017	T65	T27	CUT	CUT	T27	T2	T16	T39	T17
2016	T9	T10	T73	T37		T11	T28	T61	W/D
2015	CUT		CUT		CUT				
2014				T28					

FedExCup Playoffs			
	THE NORTHERN TRUST	Dell Technologies Championship	BMW Championship
2018	T15	T35	DNS
2017	33	T61	T33
2016	T70	T41	T10
2015	CUT	T12	2

## Personal

- Did not play high school golf; instead competing on both the national and international levels while earning his academic diploma.
- Turned pro after two years at Florida State.
- Father, Jay, is the former director of men's tennis for the USTA, and has served as an assistant coach for the U.S. Davis Cup and Olympic tennis teams and was head coach of the 2012 U.S. Olympic tennis team.
- If not a professional golfer, he would be a professional tennis player.
- Had his first hole-in-one at age 13.
- During off weeks, he enjoys spending time on his boat.
- Favorite quote is "Winning means you're willing to go longer, work harder and give more than anyone else."



# Lucas Bjerregaard (burr-REE-guard)

**Height:** 6'2" (1.88 m)  
**Weight:** 183 (83 kg)  
**Age:** 28 (August 14, 1991)  
**Birthplace:** Frederikshavn, Denmark  
**Residence:** Monaco  
**Family:** Henriette; Josephine

**Special Interests:** Weight lifting  
**Turned Professional:** 2011  
**City plays from:** Denmark

## Exempt Status

Top 125 non-member (thru 2019-20)

## Career Victories

### International Victories (5):

**2011** Isaberg Open [Nordic]. **2012** Soderby Masters [Nordic]. **2013** ECCO Spanish Open [Nordic]. **2017** Portugal Masters. **2018** Alfred Dunhill Links Championship.

### Other Victories (1):

**2017** GolfSixes [with Thorbjorn Olesen].

## 2018-19 Season Highlights

Earned a fourth-place result in the World Golf Championships-Dell Technologies Match Play and earned enough Non-Member FedExCup Points in 14 starts to secure full PGA TOUR membership for the 2019-20 season.

## PGA TOUR

**World Golf Championships-Dell Technologies Match Play** - Playing in just his eighth PGA TOUR start, gained worldwide attention for knocking out Tiger Woods in the Quarterfinals of the World Golf Championships-Dell Technologies Match Play. Advanced out of Group Play by defeating No. 5-seed Justin Thomas and England's Matt Wallace, and tying with Keegan Bradley. Defeated Henrik Stenson, 3 and 2, in the Round of 16 to set up the Quarterfinals match with Woods. Won two of the last three holes against Woods with a eagle-birdie-par finish for a 1-up victory. Lost to Matt Kuchar, 1-up, in the Semifinals and was defeated by Francesco Molinari, 4 and 2, in the Consolation Match, good for a fourth-place finish, his first top-10 on the PGA TOUR.

## National Team Selections

**Eisenhower Trophy** : 2008, 2010

## Career Records

PGA TOUR (Playoff Record: 0 - 0)											
Season	Events	Rounds	1st	2nd	3rd	Top 10	Top 25	Cuts Made	Cuts Missed	WD	FedExCup Rank
<b>Total:</b>	<b>17</b>	<b>50</b>				<b>1</b>	<b>5</b>	<b>10</b>	<b>7</b>		
2019	14	42				1	5	9	5		
2015	1	2							1		
2014	1	4						1			
2011	1 (A)	2							1		

(A) - Amateur

## Top Tournaments

PGA TOUR									
	THE PLAYERS Championship	Masters Tournament	PGA Championship	U.S. Open	The Open Championship	WGC-HSBC Champions	WGC-Mexico	WGC-Dell Technologies Match Play	WGC-FedEx St. Jude Inv
2019	T30	T21	T16	CUT	T16	T69	69	4	T51
2015				CUT					
2014				T40					
2011					CUT				

## Personal

- Lives in Monaco with high school sweetheart, Henriette. The couple are parents to daughter Josephine, born in December 2017.
- Grandfather was an ice hockey player and eventual coach who tried to get Lucas to take up the game at age 2.



# Zac Blair

**Height:** 5'6" (1.68 m)  
**Weight:** 155 (70 kg)  
**Age:** 29 (August 20, 1990)  
**Birthplace:** Salt Lake City, Utah  
**Residence:** St. George, Utah  
**Family:** Wife, Alicia

**Education:** Brigham Young University (2014, Recreation Management)  
**Special Interests:** Video games, hanging out with friends, Legos  
**Turned Professional:** 2014  
**City plays from:** Saint George, UT, United States

## Exempt Status

Top 50 from 2019 Korn Ferry Tour (thru 2019-20)

## Career Victories

### Korn Ferry Tour Victories (1):

**2019 (1)** Ellie Mae Classic at TPC Stonebrae.

### Other Victories (2):

**2016** Sand Hollow Open. **2015** Sand Hollow Open.

## 2018-19 Season Highlights

Won the Ellie Mae Classic at TPC Stonebrae on the Korn Ferry Tour and secured a return to the PGA TOUR by finishing No. 12 on the Korn Ferry Tour Regular Season points list, entering the 2019-20 season 18th in the final priority ranking. Finished the Korn Ferry Tour season with seven top-10s and 17 cuts made in 24 starts. Led the Korn Ferry Tour in Par-4 Scoring Average (3.93). Made two PGA TOUR starts, finishing T59 at the Puerto Rico Open and missing the cut at the U.S. Open.

## Korn Ferry Tour

**The Bahamas Great Exuma Classic at Sandals Emerald Bay** - Finished eighth after a final-round 65 led him to finish at 14-under 274. **Robert Trent Jones Golf Trail Championship** - Finished T6 at 10-under at the Robert Trent Jones Golf Trail Championship behind weekend rounds of 68-69. **LECOM Health Challenge** - Carded weekend rounds of 67-68 to finish T9 at the LECOM Health Challenge for his third top-10 of the year. **Pinnacle Bank Championship presented by Chevrolet** - Finished in a tie for ninth after posting a final-round 67 in Omaha. **Price Cutter Charity Championship presented by Dr Pepper** - Fired four rounds under-par en route to a T10 finish at Highland Springs Country Club. **Ellie Mae Classic at TPC Stonebrae** - Carded four rounds of 67 or better to claim his first career title on the Korn Ferry Tour at the Ellie Mae Classic at TPC Stonebrae. His total of 17-under 263 topped Brandon Crick by one stroke and secured his return to the PGA TOUR for the 2019-20 season. **Albertsons Boise Open presented by Kraft Nabisco** - Carded a final-round 66 to rise to T9 at 15-under at the Albertsons Boise Open presented by Kraft Nabisco.

## Career Records

PGA TOUR (Playoff Record: 0-0)												
Season	Events	Rounds	1st	2nd	3rd	Top 10	Top 25	Cuts Made	Cuts Missed	WD	FedExCup Rank	Earnings
<b>Total:</b>	<b>120</b>	<b>366</b>			<b>1</b>	<b>5</b>	<b>15</b>	<b>73</b>	<b>45</b>	<b>1</b>		<b>\$3,266,994</b>
2019	2	6						1	1			
2018	20	58					2	11	9		170	\$330,507
2017	32	99				1	2	21	11		126	\$788,352
2016	31	95			1	2	3	19	11		110	\$903,459
2015	34	104				2	8	20	13	1	59	\$1,244,676
2014	1	4						1				

(A) - Amateur

Korn Ferry Tour (Playoff Record: 0-0)												
Season	Events	Rounds	1st	2nd	3rd	Top 10	Top 25	Cuts Made	Cuts Missed	WD	Priority Rank	Earnings
<b>Total:</b>	<b>48</b>	<b>161</b>	<b>1</b>	<b>2</b>		<b>10</b>	<b>16</b>	<b>33</b>	<b>15</b>			
2019	24	81	1	2		7	9	17	7		18	\$265,355
2018	7	24						5	2		94	\$15,472
2017	4	14					1	3	1		62	\$26,830
2014	12	40		2		3	6	8	4		11	\$205,799
2013	1 (A)	2							1			

(A) - Amateur

## Top Tournaments

PGA TOUR	THE PLAYERS Championship	Masters Tournament	PGA Championship	U.S. Open	The Open Championship	WGC-HSBC Champions	WGC-Mexico	WGC-Dell Technologies Match Play	WGC-FedEx St. Jude Inv
2019				CUT					
2017	CUT								
2016	T49		CUT						
2014				T40					

FedExCup Playoffs			
THE NORTHERN TRUST	Dell Technologies Championship	BMW Championship	TOUR Championship
2016 T74			
2015 T4	T60	T53	

## Personal

- Attended Fremont High School in Plain City, Utah.
- Father, James, played for BYU from 1974-77 and was teammates with future TOUR players Mike Brannan, John Fought, Pat McGowan, Jim Nelford and Mike Reid. He also made 22 PGA TOUR starts between 1981 and 2002, including 13 in 1984.
- Earliest golf memory was caddying for his dad.
- Biggest thrill outside golf is powder skiing in Park City, Utah.
- Favorite books are from the "Harry Potter" series.
- Dream foursome would include his dad, Tiger Woods and Tom Brady.
- Not many people know he collects Legos.
- Motto is "Big-time players make big-time putts."
- Is a golf course-design enthusiast and is building a golf course near his home in St. George, Utah, called The Buck Club.



# Ryan Blaum

**Height:** 5'8" (1.73 m)  
**Weight:** 165 (75 kg)  
**Age:** 35 (October 16, 1983)  
**Birthplace:** Miami, Florida  
**Residence:** Champions Gate, Florida  
**Family:** Wife, Ashley

**Education:** Duke University (2006, History, Sociology, Markets and Management)  
**Special Interests:** Beach sports  
**Turned Professional:** 2007  
**City plays from:** Ponte Vedra Beach, FL, United States

## Exempt Status

126-150 in 2018-19 FedExCup standings (thru 2019-20)

## Career Victories

### PGA TOUR Latinoamerica Victories (2):

**2013 (2)** Dominican Republic Open, Aberto do Brasil presented by Credit Suisse-Hedging Griffo.

## Player Statistics

**Career Low Round:** 64 - 2018 Quicken Loans National (Round 3)

**Career High FedExCup Rank:** #26 : 2017 Safeway Open

**Career High Official World Golf Rank:** #231 : 2018 Quicken Loans National

**Career Largest Paycheck:** \$281,600 : 2019 The RSM Classic (Finished 4)

## 2018-19 Season Highlights

### PGA TOUR

**The RSM Classic** - Following an opening-round 3-under 69 on the Plantation Course at The RSM Classic, reeled off five consecutive birdies on the Seaside Course in round two to post his first of two straight 5-under 65s. Closed with a final-round 4-under 66 to finish T4 with Luke List at 17-under 265. The T4 marked his first top-five in 71 PGA TOUR starts.

## National Team Selections

**Arnold Palmer Cup** : 2005

## Career Records

PGA TOUR (Playoff Record: 0-0)												
Season	Events	Rounds	1st	2nd	3rd	Top 10	Top 25	Cuts Made	Cuts Missed	WD	FedExCup Rank	Earnings
<b>Total:</b>	<b>94</b>	<b>280</b>				<b>5</b>	<b>20</b>	<b>58</b>	<b>34</b>	<b>2</b>		
2019	28	82				1	5	18	10		137	\$755,802
2018	28	78				2	8	14	12	2	121	\$980,877
2017	29	96				2	6	22	7		107	\$962,768
2016	1	4						1				
2014	1	2							1			
2013	3	6						1	2			
2009	2	4							2			
2008	1	4					1	1				
2007	1	4						1				

(A) - Amateur

Korn Ferry Tour (Playoff Record: 0-0)												
Season	Events	Rounds	1st	2nd	3rd	Top 10	Top 25	Cuts Made	Cuts Missed	WD	Priority Rank	Earnings
<b>Total:</b>	<b>86</b>	<b>274</b>				<b>10</b>	<b>28</b>	<b>53</b>	<b>31</b>	<b>2</b>		<b>\$457,420</b>
2016	24	79				5	12	16	7	1	27	\$186,231
2015	20	66				4	4	13	7		106	\$117,172
2014	23	75				1	9	16	6	1	91	\$124,870
2012	2	4							2			
2011	3	8						1	2			\$3,000
2010	1	2						1	1			
2009	1	4						1				\$2,175
2008	5	12						1	4			\$1,766
2007	6	20					2	4	2			\$22,206
2004	1 (A)	4					1	1				

(A) - Amateur

## Top Tournaments

PGA TOUR	THE PLAYERS Championship	Masters Tournament	PGA Championship	U.S. Open	The Open Championship	WGC-HSBC Champions	WGC-Mexico	WGC-Dell Technologies Match Play	WGC-FedEx St. Jude Inv
2019	CUT								
2018	T77								
2014				CUT					
2009				CUT					

FedExCup Playoffs			
2018	THE NORTHERN TRUST	Dell Technologies Championship	BMW Championship
2017	T62		TOUR Championship

## Personal

- Was an outstanding high school athlete at Westminster Christian in Miami, where he lettered in golf, basketball and track.
- Father (Steve Blaum) played football at LSU. Brother (Brent Blaum) played golf at LSU and baseball at Alcorn State.
- Married to Ashley who was a collegiate volleyball and track athlete. She worked for the U.S. Congress in Washington, D.C.
- Enjoys fitness, surfing, fishing, and hunting.
- Loves all sports and cheers for Duke, the New Orleans Saints and the Washington Capitals.
- Likes to think that if he were not playing golf professionally he would be in the CIA.
- Is involved with Bunkers in Baghdad, a charity that provides golf equipment to troops serving overseas.



# Jonas Blixt

**Height:** 5'10" (1.78 m)  
**Weight:** 164 (74 kg)  
**Age:** 35 (April 24, 1984)  
**Birthplace:** Nassjo, Smaland, Sweden  
**Residence:** Jacksonville Beach, Florida  
**Family:** Single

**Education:** Florida State University (2008, International Business)  
**Special Interests:** NHL, especially the Detroit Red Wings  
**Turned Professional:** 2008  
**City plays from:** Hammaro, Sweden

## Exempt Status

Top 125 in 2018-19 FedExCup standings (thru 2019-20)

## Career Victories

### PGA TOUR Victories (3):

**2012 (1)** Frys.com Open. **2013 (1)** The Greenbrier Classic. **2017 (1)** Zurich Classic of New Orleans.

## Player Statistics

**Career Low Round: 62** - 2015 Wyndham Championship (Round 3)

**Career High FedExCup Rank: #18** : 2013 Hyundai Tournament of Champions

**Career High Official World Golf Rank: #33** : 2014 Masters Tournament

**Career Largest Paycheck:** \$1,134,000: 2013 The Greenbrier Classic (Finished 1)

## 2018-19 Season Highlights

Qualified for the FedExCup Playoffs for the seventh time in eight seasons, ending the season at No. 124 in the FedExCup standings. Earned one top-10 and made 15 cuts in 26 starts.

## PGA TOUR

**Charles Schwab Challenge** - Held the 36-hole lead at the Charles Schwab Challenge before finishing solo-fifth. Opened with scores of 67-64 for a one-stroke lead over Tony Finau and eventual champion Kevin Na. Top-10 result came in his 52nd start since his last top-10 at the 2017 Zurich Classic of New Orleans (won). Second-round 64 was highlighted by a hole-out eagle on the par-4 17th hole from 132 yards.

## National Team Selections

**Palmer Cup** : 2007 **World Cup** : 2013

## Career Records

PGA TOUR (Playoff Record: 1 - 0)												
Season	Events	Rounds	1st	2nd	3rd	Top 10	Top 25	Cuts Made	Cuts Missed	WD	FedExCup Rank	Earnings
<b>Total:</b>	<b>192</b>	<b>567</b>	<b>3</b>	<b>1</b>	<b>3</b>	<b>13</b>	<b>37</b>	<b>106</b>	<b>86</b>			<b>\$10,059,472</b>
2019	26	76				1	4	15	11		124	\$838,271
2018	23	61					1	10	13		173	\$368,518
2017	25	70	1			1	4	12	13		82	\$1,408,288
2016	26	76			1	2	4	15	11		107	\$1,115,322
2015	26	74				1	6	12	14		123	\$703,664
2014	21	62		1		1	5	12	9		102	\$1,342,198
2013	24	76	1			2	4	15	9		52	\$2,027,517
2012	21	72	1		2	5	9	15	6		71	\$2,255,695

(A) - Amateur

Korn Ferry Tour (Playoff Record: 0 - 0)												
Season	Events	Rounds	1st	2nd	3rd	Top 10	Top 25	Cuts Made	Cuts Missed	WD	Priority Rank	Earnings
<b>Total:</b>	<b>76</b>	<b>245</b>		<b>4</b>	<b>2</b>	<b>14</b>	<b>24</b>	<b>47</b>	<b>29</b>			
2012	1	4					1	1				\$4,350
2011	23	79		3	1	8	10	17	6			\$327,020
2010	26	79		1		3	5	14	12			\$116,846
2009	25	79			1	3	8	14	11			\$144,637
2008	1	4						1				\$4,500

(A) - Amateur

## Top Tournaments

PGA TOUR									
	THE PLAYERS Championship	Masters Tournament	PGA Championship	U.S. Open	The Open Championship	WGC-HSBC Champions	WGC-Mexico	WGC-Dell Technologies Match Play	WGC-FedEx St. Jude Inv
2018	CUT				CUT				
2017	CUT		CUT						
2016	T19		CUT						
2015	CUT	T28			CUT	T14			
2014	T75	T2	T35	CUT	CUT	T63	T16	T17	T58
2013	77		4		T26				T59

FedExCup Playoffs			
	THE NORTHERN TRUST	Dell Technologies Championship	BMW Championship
2019	CUT		
2017	CUT	T40	
2016	T74		
2015	CUT		
2014	CUT		
2013	T58	T53	T51
2012	T46	T20	

## Personal

- Loves hockey and played for his state hockey team in Sweden.
- Says his biggest thrill in golf is competing, and his biggest thrill outside golf is doing things he hasn't done before.
- Favorite teams are Florida State, the Detroit Red Wings and Farjestad, a Swedish pro hockey team.



# Dominic Bozzelli<sup>(bo-ZELL-ee)</sup>

**Height:** 6'0" (1.83 m)  
**Weight:** 180 (81 kg)  
**Age:** 28 (May 22, 1991)  
**Birthplace:** Rochester, New York  
**Residence:** Auburn, Alabama  
**Family:** Single

**Education:** Auburn University (2013, Interdisciplinary Studies, Business and Psychology)  
**Special Interests:** Working out and most sports  
**Turned Professional:** 2013  
**City plays from:** Pittsford, NY, United States

## Exempt Status

126-150 in 2018-19 FedExCup standings (thru 2019-20)

## Career Victories

### Korn Ferry Tour Victories (1):

**2016 (1)** Corales Puntacana Resort and Club Championship.

## Player Statistics

**Career Low Round:** 64 - 2019 Desert Classic (Round 3)

**Career High FedExCup Rank:** #35 : 2017 Safeway Open

**Career High Official World Golf Rank:** #139 : 2017 Valero Texas Open

**Career Largest Paycheck:** \$365,400 : 2017 Valspar Championship (Finished 3)

## 2018-19 Season Highlights

### PGA TOUR

**Desert Classic** - Posted four scores in the 60s to finish fifth at the Desert Classic. Earned second top-five in three starts at the event. Played the par-4s in 15-under for the week, three strokes better than the next best player in the field.

## Career Records

### PGA TOUR (Playoff Record: 0 - 0)

Season	Events	Rounds	1st	2nd	3rd	Top 10	Top 25	Cuts Made	Cuts Missed	WD	FedExCup Rank	Earnings
<b>Total:</b>	<b>68</b>	<b>197</b>			<b>1</b>	<b>5</b>	<b>11</b>	<b>35</b>	<b>33</b>			
2019	24	67				2	5	13	11		139	\$668,449
2018	20	65					2	12	8		169	\$391,634
2017	24	65			1	3	4	10	14		119	\$868,519

(A) - Amateur

### Korn Ferry Tour (Playoff Record: 0 - 1)

Season	Events	Rounds	1st	2nd	3rd	Top 10	Top 25	Cuts Made	Cuts Missed	WD	Priority Rank	Earnings
<b>Total:</b>	<b>42</b>	<b>127</b>	<b>1</b>	<b>1</b>		<b>6</b>	<b>9</b>	<b>21</b>	<b>21</b>	<b>1</b>		<b>\$299,004</b>
2019	3	9					1	2	1	1	79	\$8,137
2018	4	8							4			
2016	18	57	1	1		4	4	10	8		24	\$218,717
2015	10	33					2	6	4			\$33,050
2014	5	14						2	3			\$35,800
2013	2	6				2	2	1	1			\$3,300

(A) - Amateur

## Top Tournaments

PGA TOUR	THE PLAYERS Championship	Masters Tournament	PGA Championship	U.S. Open	The Open Championship	WGC-HSBC Champions	WGC-Mexico	WGC-Dell Technologies Match Play	WGC-FedEx St. Jude Inv
2019	CUT								
2018	CUT								

## Personal

- Favorite golf memory was beating his dad for the first time.
- Favorite professional teams are the New York teams, the Yankees, Jets, Knicks and Rangers. Favorite courses are Pumpkin Ridge, East Lake and Oak Hill and athletes are LeBron James, Kobe Bryant, Bo Jackson and Deion Sanders.
- Biggest thrill outside golf was graduating from college.
- Best sporting event ever attended was the 2013 Iron Bowl (Auburn vs. Alabama) where Auburn's Chris Davis returned a missed field goal opportunity for a touchdown to win the game and earn a trip to the SEC Championship.



# Keegan Bradley

**Height:** 6'3" (1.91 m)  
**Weight:** 190 (86 kg)  
**Age:** 33 (June 7, 1986)  
**Birthplace:** Woodstock, Vermont  
**Residence:** Jupiter, Florida  
**Family:** Wife, Jillian; Logan James

**Education:** St. Johns University (2008, Sport Management)  
**Special Interests:** Fishing  
**Turned Professional:** 2008  
**City plays from:** Woodstock, VT, United States

## Exempt Status

Tournament winner (thru 2019-20)

## Career Victories

### PGA TOUR Victories (4):

**2011 (2)** HP Byron Nelson Championship, PGA Championship. **2012 (1)** World Golf Championships-Bridgestone Invitational. **2018 (1)** BMW Championship.

### Other Victories (5):

**2017** CVS Health Charity Classic [with Billy Andrade and Brooke Henderson]. **2016** CVS Health Charity Classic [with Jon Curran]. **2015** CVS Health Charity Classic [with Jon Curran]. **2011** Franklin Templeton Shootout [with Brendan Steele]. **2011** PGA Grand Slam of Golf.

## 2018-19 Season Highlights

Qualified for the FedExCup Playoffs for the ninth time in as many seasons on TOUR and advanced to the BMW Championship for the eighth time, ending the season at No. 66 in the FedExCup standings. Finished in the top-10 three times, including twice at World Golf Championships events, and made 20 cuts in 25 starts.

## PGA TOUR

**World Golf Championships-HSBC Champions** - In his second start of the season, finished sixth at the World Golf Championships-HSBC Champions. Marked his first time playing in the event in Shanghai, China since 2015, and just his second World Golf Championships start since the 2014-15 season. **World Golf Championships-Mexico Championship** - Birdied three of his last four holes in the final round for a 6-under 65 and T10 at the World Golf Championships-Mexico Championship. Marked his second top-10 in a World Golf Championships event during the season. **Travelers Championship** - Finished T2 at the Travelers Championship. Cut the six-stroke deficit he faced entering the final round to one through 16 holes but made a double bogey at No. 17 and lost by four. His sixth runner-up on the PGA TOUR marked his second top-10 in ninth start at the Travelers Championship.

## National Team Selections

**Presidents Cup** : 2013 **Ryder Cup** : 2012, 2014

## Career Records

### PGA TOUR (Playoff Record: 3 - 1)

Season	Events	Rounds	1st	2nd	3rd	Top 10	Top 25	Cuts Made	Cuts Missed	WD	FedExCup Rank	Earnings
<b>Total:</b>	<b>235</b>	<b>797</b>	<b>4</b>	<b>6</b>	<b>2</b>	<b>40</b>	<b>91</b>	<b>182</b>	<b>53</b>	<b>1</b>		<b>\$24,512,511</b>
2019	25	82		1		3	5	20	5		66	\$1,902,797
2018	27	93	1	1		5	7	23	4		8	\$4,069,464
2017	29	102				5	10	23	6		47	\$1,940,478
2016	26	82				2	6	15	11		103	\$899,985
2015	24	84				3	9	20	4		60	\$1,565,079
2014	26	88		1		6	13	21	5	1	33	\$2,828,638
2013	25	87		2	1	7	15	21	4		18	\$3,636,813
2012	25	88	1	1	1	5	14	21	4		21	\$3,910,658
2011	28	91	2			4	12	18	10		20	\$3,758,600

(A) - Amateur

### Korn Ferry Tour (Playoff Record: 0 - 0)

Season	Events	Rounds	1st	2nd	3rd	Top 10	Top 25	Cuts Made	Cuts Missed	WD	Priority Rank	Earnings
<b>Total:</b>	<b>30</b>	<b>101</b>		<b>1</b>	<b>2</b>	<b>5</b>	<b>8</b>	<b>20</b>	<b>10</b>			
2010	28	93		1	2	5	7	18	10			\$264,760
2009	2	8					1	2				\$8,307

(A) - Amateur

## Top Tournaments

PGA TOUR	THE PLAYERS Championship	Masters Tournament	PGA Championship	U.S. Open	The Open Championship	WGC-HSBC Champions	WGC-Mexico	WGC-Dell Technologies Match Play	WGC-FedEx St. Jude Inv
2019	T16	T43	T29	CUT	CUT	6	T10	T40	T61
2018	T7		T42	CUT	T9			T36	
2017	T60		T33	T60					
2016	T35	T52	T42	CUT	T18				
2015	CUT	T22	T61	T27	CUT	T64	T38	T52	T17
2014	CUT	CUT	CUT	T4	T19	T11	T50	T33	T4
2013	CUT	T54	T19	CUT	T15		7	T33	T2
2012	T35	T27	T3	T68	T34	23	T8	T17	1
2011	T2		1 (P)			T16			T15

### FedExCup Playoffs

THE NORTHERN TRUST	Dell Technologies Championship	BMW Championship	TOUR Championship
2019	T64	T43	
2018	T34	1 (P)	T26
2017	T43	T27	
2016	T53		
2015	CUT	T28	
2014	T53	T16	W/D
2013	T33	T16	T12
2012	CUT	T13	T59
2011	CUT	CUT	T16

## Personal

- Is the nephew of LPGA great and World Golf Hall of Fame member Pat Bradley.
- High school teammate and former roommate of fellow PGA TOUR player Jon Curran.
- Hosted a tournament to benefit the Vermont Disaster Flood Relief Fund in August 2012, staged at The Woodstock Inn and Resort, the course where he first played as a child.
- Was an all-state ski racer in his home state of Vermont.
- Favorite professional teams are the Boston Celtics, Boston Red Sox and New England Patriots. Favorite entertainer is Howard Stern. Other favorites include Ben Hogan, An American Life, pizza and Tom Brady.
- Superstitions include always marking his ball with the coin head's up.
- Included in his dream foursome are his dad, Ben Hogan and Tom Brady.



# Joseph Bramlett

**Height:** 6' 4" (1.93 m)  
**Weight:** 195 (88 kg)  
**Age:** 31 (April 07, 1988)  
**Birthplace:** Stanford, California  
**Residence:** San Jose, California  
**Family:** Single

**Education:** Stanford University (2010, Communications)  
**Special Interests:** Basketball, music  
**Turned Professional:** 2010  
**City plays from:** San Jose, CA, United States

## Exempt Status

Top 50 from 2019 Korn Ferry Tour (thru 2019-20)

## Career Victories

None.

## Player Statistics

**Career Low Round: 66** - 2012 AT&T Pebble Beach National Pro-Am (Round 1)

**Career High FedExCup Rank: #T82** : 2011 Sony Open in Hawaii

**Career High Official World Golf Rank: #361** : 2019 Barbasol Championship

**Career Largest Paycheck:** \$40,800.00 : 2011 Viking Classic (Finished T18)

## 2018-19 Season Highlights

Earned PGA TOUR membership for the first season since 2011 by finishing No. 22 in the Korn Ferry Tour Finals 25 and entered the 2019-20 season 45th in the final priority ranking. On the season, collected two top-10s and made 15 cuts in 23 starts. Missed the cut at the U.S. Open in his only start on the PGA TOUR.

### Korn Ferry Tour

**Savannah Golf Championship** - Earned a season-best T7 finish in Savannah, good for his third consecutive top-25. **REX Hospital Open** - Held the 18-hole lead after posting a first-round 64 in Raleigh, eventually finishing T26 for the week. **Pinnacle Bank Championship presented by Chevrolet** - Used a final-round 66 to finish the week in a tie for fourth in Omaha.

## Career Records

PGA TOUR (Playoff Record: 0-0)												
Season	Events	Rounds	1st	2nd	3rd	Top 10	Top 25	Cuts Made	Cuts Missed	WD	FedExCup Rank	Earnings
<b>Total:</b>	<b>30</b>	<b>87</b>					<b>2</b>	<b>14</b>	<b>16</b>			<b>\$178,728</b>
2019	1	2							1			
2017	1	4						1				
2012	1	4						1				
2011	25	73					2	12	13		199	\$178,728
2010	1	2							1			
	1(A)	2							1			

(A) - Amateur

Korn Ferry Tour (Playoff Record: 0-0)												
Season	Events	Rounds	1st	2nd	3rd	Top 10	Top 25	Cuts Made	Cuts Missed	WD	Priority Rank	Earnings
<b>Total:</b>	<b>90</b>	<b>296</b>		<b>1</b>		<b>10</b>	<b>37</b>	<b>58</b>	<b>32</b>			
2019	23	76				2	12	15	8		45	\$141,692
2018	23	79				5	13	17	6		57	\$197,348
2016	3	8					1	1	2			\$7,106
2013	14	41					4	6	8			\$42,961
2012	26	90		1		3	7	19	7			\$177,973
2011	1	2							1			

(A) - Amateur

## Top Tournaments

PGA TOUR	THE PLAYERS Championship	Masters Tournament	PGA Championship	U.S. Open	The Open Championship	WGC-HSBC Champions	WGC-Mexico	WGC-Dell Technologies Match Play	WGC-FedEx St. Jude Inv
2019				CUT					
2010				CUT					

## Personal

- Son of Marlo and Debbie. Has one sister, Jessica, and one brother, Jordan.
- Battle back from a back injury to return to competitive golf after being sidelined in 2013.
- Favorite sports teams include Golden State Warriors, San Francisco 49ers and Stanford University
- Graduated from St. Francis High School in Mountain View, Calif.
- Dream foursome includes his father, Tiger Woods and President Barack Obama.



# Ryan Brehm

**Height:** 6' 4" (1.93 m)  
**Weight:** 220 (kg)  
**Age:** 33 (April 05, 1986)  
**Birthplace:** Midland, Michigan  
**Residence:** Traverse City, Michigan  
**Family:** Wife, Chelsey

**Education:** Michigan State University (2008, Economics)  
**Special Interests:** Hunting, boating in North Michigan  
**Turned Professional:** 2008  
**City plays from:** Mount Pleasant, MI, United States

## Exempt Status

Top 50 from 2019 Korn Ferry Tour (thru 2019-20)

## Career Victories

### Korn Ferry Tour Victories (2):

**2016 (1)** WinCo Foods Portland Open presented by Kraft Heinz. **2019 (1)** LECOM Health Challenge.

## Player Statistics

**Career Low Round:** 64 - 2017 Sony Open in Hawaii (Round 3)

**Career High FedExCup Rank:** #60 : 2017 Shriners Hospitals for Children Open

**Career High Official World Golf Rank:** #220 : 2017 Shriners Hospitals for Children Open

**Career Largest Paycheck:** \$54,768 : 2017 Sanderson Farms Championship (Finished 18)

## 2018-19 Season Highlights

Claimed second career Korn Ferry Tour title with a victory at the LECOM Health Challenge and earned PGA TOUR membership by finishing No. 13 on the Korn Ferry Tour Regular Season points list. Entered the 2019-20 season 12th in the final priority ranking. Collected six top-10 results and made 15 cuts in 22 starts on the season.

## Korn Ferry Tour

**Dormie Network Classic at Briggs Ranch** - Used rounds of 65-65 on Friday and Saturday to earn a T9 finish, good for his first top-10 of the season. **Nashville Golf Open Benefitting the Snedeker Foundation** - Opened with rounds of 70-65 to hold a share of the second-round lead before finishing T6 for the week. **Knoxville Open** - Held the first-round lead for the second consecutive year at the Knoxville Open behind a 7-under 64 before finishing T13 at 9-under for the tournament. **BMW Charity Pro-Am presented by SYNEX Corporation** - Carded rounds of 68-65-66 at the BMW Charity Pro-Am presented by SYNEX Corporation to finish T6. **Utah Championship presented by Zions Bank** - Used weekend rounds of 67-66 to earn a T3 finish at the Utah Championship presented by Zions Bank. **LECOM Health Challenge** - Earned his second career Korn Ferry Tour title in a playoff at the LECOM Health Challenge, defeating Tim Wilkinson with a birdie on the first playoff hole. Finished at 20-under for the week despite a double bogey at the final hole in regulation. Locked up his return to the PGA TOUR for the 2019-20 season with the win. **Albertsons Boise Open presented by Kraft Nabisco** - After opening with rounds of 67-63 to take the lead through 36 holes, finished T5 at 16-under at the Albertsons Boise Open presented by Kraft Nabisco.

## Career Records

PGA TOUR (Playoff Record: 0 - 0)												
Season	Events	Rounds	1st	2nd	3rd	Top 10	Top 25	Cuts Made	Cuts Missed	WD	FedExCup Rank	Earnings
<b>Total:</b>	<b>29</b>	<b>89</b>					<b>1</b>	<b>19</b>	<b>10</b>			<b>\$396,258</b>
2018	1	4						1				
2017	25	77					1	17	8			\$396,258
2009	1	2							1			
2008	1	2							1			
2005	1 (A)	4						1				

(A) - Amateur

Korn Ferry Tour (Playoff Record: 1 - 0)												
Season	Events	Rounds	1st	2nd	3rd	Top 10	Top 25	Cuts Made	Cuts Missed	WD	Priority Rank	Earnings
<b>Total:</b>	<b>74</b>	<b>241</b>	<b>2</b>		<b>3</b>	<b>11</b>	<b>23</b>	<b>46</b>	<b>28</b>			
2019	22	73	1		1	6	10	15	7		12	\$293,051
2018	20	63					4	11	9			\$36,945
2017	4	12					1	2	2		71	\$19,200
2016	24	83	1		2	5	8	17	7		10	\$287,429
2015	2	4							2			
2013	1	2							1			
2009	1	4						1				\$1,320

(A) - Amateur

## Top Tournaments

PGA TOUR	THE PLAYERS Championship	Masters Tournament	PGA Championship	U.S. Open	The Open Championship	WGC-HSBC Champions	WGC-Mexico	WGC-Dell Technologies Match Play	WGC-FedEx St. Jude Inv
2017				153					

## Personal

- Lists his family as his biggest golf influence since they taught him what he knows.
- Favorite golfer is Retief Goosen. Favorite team is the Detroit Pistons.
- Sister, Natalie, is a former Women's Michigan State Amateur champion.
- Enjoys hunting and boating in Northern Michigan.
- After college, served as an Assistant Coach at Michigan State, followed by a stint as the Interim Head Coach for the Spartans. Is the first Michigan State alum to earn a PGA TOUR card.
- If he had an entrance song at the first tee, it would be "Regulate" by Nate Dogg & Warren G.



# Scott Brown

**Height:** 5'8" (1.73 m)  
**Weight:** 170 (77 kg)  
**Age:** 36 (May 22, 1983)  
**Birthplace:** Augusta, Georgia  
**Residence:** Aiken, South Carolina  
**Family:** Wife, Allison; Elizabeth Marie, Emmerly Merritt

**Education:** University of South Carolina-Aiken  
**Special Interests:** Boating, fishing, yard work  
**Turned Professional:** 2006  
**City plays from:** Aiken, SC, United States

## Exempt Status

Top 125 in 2018-19 FedExCup standings (thru 2019-20)

## Career Victories

### PGA TOUR Victories (1):

**2013 (1)** Puerto Rico Open presented by seepuertorico.com.

## Player Statistics

**Career Low Round:** 61 - 2014 John Deere Classic (Round 3)

**Career High FedExCup Rank:** #3 : 2014 Frys.com Open

**Career High Official World Golf Rank:** #107 : 2018 Sentry Tournament of Champions

**Career Largest Paycheck:** \$630,000 : 2013 Puerto Rico Open presented by seepuertorico.com (Finished 1)

## 2018-19 Season Highlights

Qualified for the FedExCup Playoffs for the seventh consecutive time, ending the season at No. 112 in the FedExCup standings. Earned four top-10s and made 15 cuts in 27 starts.

## PGA TOUR

**Farmers Insurance Open** - Recorded his first top-10 of the season in his seventh start with a T9 at the Farmers Insurance Open. Marked first top-10 in six starts in the event. **Valero Texas Open** - Finished T7 at 12-under 276 in his sixth start at the Valero Texas Open. In his five previous starts in San Antonio, had never finished higher than T36. **Zurich Classic of New Orleans** - Posted 20-under with rounds of 62-69-68-69 at TPC Louisiana to finish T5 at Zurich Classic of New Orleans while partnering with Kevin Kisner. Duo finished in the top 15 for the third time in the first three years of the team format at the event.

## Career Records

### PGA TOUR (Playoff Record: 0 - 1)

Season	Events	Rounds	1st	2nd	3rd	Top 10	Top 25	Cuts Made	Cuts Missed	WD	FedExCup Rank	Earnings
<b>Total:</b>	<b>220</b>	<b>684</b>	<b>1</b>	<b>2</b>	<b>2</b>	<b>23</b>	<b>49</b>	<b>129</b>	<b>90</b>	<b>2</b>		<b>\$9,062,291</b>
2019	27	82				4	6	15	12		112	\$999,457
2018	32	98				2	7	19	13		122	\$1,076,678
2017	29	91		2		2	8	19	10		55	\$1,748,324
2016	27	88				4	7	17	9	1	80	\$1,143,452
2015	30	97			1	3	6	18	12		94	\$1,161,750
2014	30	100			1	4	8	21	9		85	\$1,441,725
2013	21	65	1			1	3	12	9		88	\$1,012,142
2012	24	63				3	4	8	16	1	163	\$478,763

(A) - Amateur

### Korn Ferry Tour (Playoff Record: 0 - 0)

Season	Events	Rounds	1st	2nd	3rd	Top 10	Top 25	Cuts Made	Cuts Missed	WD	Priority Rank	Earnings
<b>Total:</b>	<b>60</b>	<b>180</b>		<b>2</b>	<b>4</b>	<b>10</b>	<b>16</b>	<b>31</b>	<b>29</b>			
2013	2	8			1	2	2	2				\$61,888
2012	3	6							3			
2011	26	76		2	3	5	8	13	13			\$282,502
2010	23	72				3	5	13	10			\$95,266
2009	5	16					1	3	2			\$9,865
2006	1 (A)	2							1			

(A) - Amateur

## Top Tournaments


PGA TOUR	THE PLAYERS Championship	Masters Tournament	PGA Championship	U.S. Open	The Open Championship	WGC-HSBC Champions	WGC-Mexico	WGC-Dell Technologies Match Play	WGC-FedEx St. Jude Inv
2019	CUT								
2018	T23		80						
2017	CUT		T13						
2016	CUT								
2015	T30								
2014	T62								
2013	CUT		CUT		CUT				

### FedExCup Playoffs

THE NORTHERN TRUST	Dell Technologies Championship	BMW Championship	TOUR Championship
2019	T6		
2018	CUT		
2017	T25	T65	T20
2016	CUT	T33	
2015	CUT	T69	
2014	CUT	77	
2013	T62	CUT	

## Personal

- Involved with the American Cancer Society and the Alzheimer's Association.
- Favorite college team is the Georgia Bulldogs. Favorite professional team is the Atlanta Braves.
- Never travels without shoe cleaner.
- Would fill out his dream foursome with Tiger Woods, Bobby Jones and Ben Hogan.
- Learned to play golf with his dad at age 3 at Goshen Plantation in Augusta, Ga.



# Wesley Bryan

**Height:** 6'0" (1.83 m)  
**Weight:** 175 (0 kg)  
**Age:** 29 (March 26, 1990)  
**Birthplace:** Columbia, South Carolina  
**Residence:** Augusta, Georgia  
**Family:** Wife, Elizabeth; Hadley James

**Education:** University of South Carolina (2012, Retail)  
**Special Interests:** Settlers of Catan, ping pong  
**Turned Professional:** 2012  
**City plays from:** Augusta, GA, United States

## Exempt Status

Major Medical Extension

## Career Victories

### PGA TOUR Victories (1):

2017 (1) RBC Heritage.

### Korn Ferry Tour Victories (3):

2016 (3) Chitimacha Louisiana Open presented by NACHER, El Bosque Mexico Championship presented by INNOVA, Digital Ally Open.

## 2018-19 Season Highlights

Season limited to five PGA TOUR starts due to injury (no made cuts). Entered the 2019-20 season on a Major Medical Extension with 21 starts available to earn 376 points to equal No. 125 on the 2018-19 FedExCup points list (Pat Perez/376).

## Player Statistics

**Career Low Round:** 63 - 2017 Genesis Open (Round 3)

**Career High FedExCup Rank:** #14 : 2017 RBC Heritage

**Career High Official World Golf Rank:** #36 : 2017 Barbasol Championship

**Career Largest Paycheck:** \$1,170,000 : 2017 RBC Heritage (Finished 1)

## Career Records

PGA TOUR (Playoff Record: 0 - 0)												
Season	Events	Rounds	1st	2nd	3rd	Top 10	Top 25	Cuts Made	Cuts Missed	WD	FedExCup Rank	Earnings
<b>Total:</b>	<b>60</b>	<b>181</b>	<b>1</b>		<b>1</b>	<b>6</b>	<b>7</b>	<b>34</b>	<b>24</b>	<b>1</b>		
2019	5	9							4			
2018	23	67					1	12	10		163	\$498,166
2017	28	91	1		1	5	5	19	9		41	\$2,495,751
2016	4	14				1	1	3	1		196	\$178,729

(A) - Amateur

Korn Ferry Tour (Playoff Record: 1 - 0)												
Season	Events	Rounds	1st	2nd	3rd	Top 10	Top 25	Cuts Made	Cuts Missed	WD	Priority Rank	Earnings
<b>Total:</b>	<b>15</b>	<b>52</b>	<b>3</b>	<b>1</b>		<b>7</b>	<b>9</b>	<b>11</b>	<b>4</b>			<b>\$449,392</b>
2016	15	52	3	1		7	9	11	4		1	\$449,392

(A) - Amateur

## Top Tournaments

PGA TOUR									
THE PLAYERS Championship	Masters Tournament	PGA Championship	U.S. Open	The Open Championship	WGC-HSBC Champions	WGC-Mexico	WGC-Dell Technologies Match Play	WGC-FedEx St. Jude Inv	
2018 CUT	CUT				162				
2017 CUT		CUT	CUT	CUT					T44

FedExCup Playoffs			
THE NORTHERN TRUST	Dell Technologies Championship	BMW Championship	TOUR Championship
2017 T54	T69	69	

## Personal

- Attended Dutch Fork High School in Irmo, South Carolina.
- Older brother, George IV, was a three-time All-American while at the University of South Carolina. Sister, MC, played collegiate golf at the College of Charleston.
- Father, George, played in the 1999 PGA Championship at Medinah and now runs George Bryan Golf Academy in Chapin, S.C.
- Brothers Wesley and George IV are co-founders of Bryan Bros Golf and create trick-shot videos that have received widespread Internet recognition and attention on other media outlets. Bryan Bros Golf LLC can be followed on Twitter (@bryanbros golf) and youtube.com.
- Chose golf over baseball because "it gave the best chance at earning a college scholarship."
- If not a professional golfer would be an attorney.
- Obsessed with Justin Bieber and frequently listens to his music when warming up.
- Earliest golf memory was going eagle, double eagle on back-to-back holes in a junior tournament at Thornblade Club near Greenville, S.C., and winning his age group at age 8.
- Biggest thrill outside golf was going skydiving.
- His final-round outfit is baby blue pants, a hot pink shirt and American flag socks.



# Bronson Burgoon

**Height:** 6'2" (1.88 m)  
**Weight:** 190 (86 kg)  
**Age:** 32 (June 2, 1987)  
**Birthplace:** The Woodlands, Texas  
**Residence:** The Woodlands, Texas  
**Family:** Wife, Katy; Beckam Adam

**Education:** Texas A&M University  
**Special Interests:** Fishing, fast cars  
**Turned Professional:** 2010  
**City plays from:** The Woodlands, TX, United States

## Exempt Status

Top 50 from 2019 Korn Ferry Tour

## Career Victories

### Other Victories (2):

**2012** Firewheel at Garland Classic. **2012** Twin Lakes Open.

## Player Statistics

**Career Low Round:** **62** - 2018 John Deere Classic (Round 2)

**Career High FedExCup Rank:** **#6** : 2019 CIMB Classic

**Career High Official World Golf Rank:** **#102** : 2019 CIMB Classic

**Career Largest Paycheck:** \$522,667 : 2019 CIMB Classic (Finished 2)

## 2018-19 Season Highlights

Collected two top-10s and nine made cuts in 20 starts to finish the season No. 135 in the FedExCup standings, but earned one of the 25 PGA TOUR cards available through the Korn Ferry Tour Finals at No. 14 on the Finals points list. Also entered the 2019-20 season on a Minor Medical Extension with six starts available to earn 33 points to equal No. 125 on the 2018-19 FedExCup points list (Pat Perez/376).

## PGA TOUR

**CIMB Classic** - Earned second runner-up on the PGA TOUR with a T2 at the CIMB Classic. Carded a 9-under 63 in the first round to take the solo lead after a round for the first time in his career.

## Korn Ferry Tour

**Albertsons Boise Open presented by Kraft Nabisco** - Carded four rounds in the 60s en route to a T5 finish at 16-under at the Albertsons Boise Open presented by Kraft Nabisco. The finish secured his return to the PGA TOUR for the 2019-20 season.

## Career Records

PGA TOUR (Playoff Record: 0 - 0)												
Season	Events	Rounds	1st	2nd	3rd	Top 10	Top 25	Cuts Made	Cuts Missed	WD	FedExCup Rank	Earnings
<b>Total:</b>	<b>73</b>	<b>207</b>		<b>2</b>		<b>4</b>	<b>15</b>	<b>36</b>	<b>36</b>	<b>1</b>		
2019	20	55		1		2	2	9	11		135	\$814,673
2018	24	69		1		2	6	11	12	1	78	\$1,179,616
2016	27	79					7	16	11		131	\$557,020
2009	1(A)	2										
2006	1(A)	2							1			
(A) - Amateur												

Korn Ferry Tour (Playoff Record: 0 - 1)												
Season	Events	Rounds	1st	2nd	3rd	Top 10	Top 25	Cuts Made	Cuts Missed	WD	Priority Rank	Earnings
<b>Total:</b>	<b>64</b>	<b>208</b>		<b>3</b>		<b>11</b>	<b>19</b>	<b>41</b>	<b>21</b>	<b>2</b>		<b>\$557,476</b>
2019	2	8				1	2	2			29	\$47,675
2017	10	36				3	4	8	2		19	\$130,928
2016	1	1								1		
2015	25	86		2		6	9	18	7		15	\$269,680
2014	24	69		1		1	4	11	12	1	113	\$104,281
2010	2	8						2				\$4,913
(A) - Amateur												

## Top Tournaments

PGA TOUR	THE PLAYERS Championship	Masters Tournament	PGA Championship	U.S. Open	The Open Championship	WGC-HSBC Champions	WGC-Mexico	WGC-Dell Technologies Match Play	WGC-FedEx St. Jude Inv
2019	CUT		T48						
2018					CUT				
2009				CUT					

FedExCup Playoffs			
THE NORTHERN TRUST	Dell Technologies Championship	BMW Championship	TOUR Championship
2018	T11	T58	

## Personal

- Before leading Texas A&M Aggies to a national title in 2009, when he sealed the championship with his approach shot to tap-in range on the final hole, was a frequent competitor on the Texas Junior Golf Tour's Houston circuit. Says hitting the shot to win the national championship "is by far and away the most special shot I'll ever hit in my life, probably. And the only reason why is because our team was so close and such a good group of guys, so to win it with them, it wasn't about me at all. It was about the team, and that was the coolest part."
- Watched his older brother, Brandon, also play golf at Texas A&M.
- Married his college sweetheart Katy Eudaly on April 2, 2016. Eudaly was an Aggie track and field student-athlete. The couple have two Australian Shepherd's named Briggs and Raley.



# Sam Burns

**Height:** 6'1" (1.85 m)  
**Weight:** 185 (83 kg)  
**Age:** 23 (July 23, 1996)  
**Birthplace:** Shreveport, Louisiana  
**Residence:** Tyler, Texas  
**Family:** Wife, Caroline

**Turned Professional:** 2017  
**City plays from:** Shreveport, LA, United States

## Exempt Status

Top 125 in 2018-19 FedExCup standings (thru 2019-20)

## Career Victories

### Korn Ferry Tour Victories (1):

**2018 (1)** Savannah Golf Championship.

## Player Statistics

**Career Low Round:** 64 - 2019 3M Open (Round 4)

**Career High FedExCup Rank:** #35 : 2019 Sanderson Farms Championship

**Career High Official World Golf Rank:** #101 : 2019 RBC Heritage

**Career Largest Paycheck:** \$255,200 : 2019 Sanderson Farms Championship (Finished 3)

## 2018-19 Season Highlights

Qualified for the FedExCup Playoffs in his first season as a member but was unable to compete at THE NORTHERN TRUST due to injury. Finished the season No. 94 in the FedExCup standings. Recorded three top-10s and made 16 cuts in 26 starts.

## PGA TOUR

**Sanderson Farms Championship** - Posted scores of 69-70-66-68-273 (-15) at the Sanderson Farms Championship to finish T3 with Carlos Ortiz. The top-five showing marked his first on the PGA TOUR. **RBC Heritage** - Finished solo-ninth and four strokes behind champion C.T. Pan at the RBC Heritage. Got engaged on Friday night of tournament week to his girlfriend of four years, Caroline Campbell.

## National Team Selections

**Arnold Palmer Cup** : 2017

## Career Records

PGA TOUR (Playoff Record: 0 - 0)												
Season	Events	Rounds	1st	2nd	3rd	Top 10	Top 25	Cuts Made	Cuts Missed	WD	FedExCup Rank	Earnings
<b>Total:</b>	<b>41</b>	<b>123</b>			<b>1</b>	<b>5</b>	<b>10</b>	<b>25</b>	<b>14</b>	<b>2</b>	94	\$1,117,312
2019	26	78			1	3	6	16	8	2		
2018	11	35				1	3	8	3			
2017	1 (A)	4				1	1	1				
2016	1 (A)	2										
2015	2 (A)	4							1			
(A) - Amateur									2			

Korn Ferry Tour (Playoff Record: 0 - 0)												
Season	Events	Rounds	1st	2nd	3rd	Top 10	Top 25	Cuts Made	Cuts Missed	WD	Priority Rank	Earnings
<b>Total:</b>	<b>17</b>	<b>56</b>	<b>1</b>	<b>1</b>	<b>2</b>	<b>5</b>	<b>8</b>	<b>12</b>	<b>4</b>	<b>1</b>	7	<b>\$296,534</b>
2018	17	56	1	1	2	5	8	12	4	1		\$296,534
(A) - Amateur												

## Top Tournaments

PGA TOUR									
	THE PLAYERS Championship	Masters Tournament	PGA Championship	U.S. Open	The Open Championship	WGC-HSBC Champions	WGC-Mexico	WGC-Dell Technologies Match Play	WGC-FedEx St. Jude Inv
2019			T29						
2018				T41					
2016				CUT					

## Personal

- Watching David Toms win 2011 Crowne Plaza Invitational is his favorite golf memory.
- Loves to hunt and fish.
- Is passionate about charities helping those with Juvenile Diabetes. Best friend is a type 2 diabetic.



# Jonathan Byrd

**Height:** 5'9" (1.75 m)  
**Weight:** 165 (75 kg)  
**Age:** 41 (January 27, 1978)  
**Birthplace:** Anderson, South Carolina  
**Residence:** St. Simons Island, Georgia  
**Family:** Wife, Amanda; Jackson, Caroline, Kate

**Education:** Clemson University (2000, Marketing)  
**Special Interests:** Playing outside with my children, movies, coffee, working out, College Golf Fellowship  
**Turned Professional:** 2000  
**City plays from:** Sea Island, GA, United States

## Exempt Status

Past champion/veteran member beyond 150 in 2018-19 FedExCup (thru 2019-20)

## Career Victories

### PGA TOUR Victories (5):

**2002 (1)** Buick Challenge. **2004 (1)** B.C. Open. **2007 (1)** John Deere Classic. **2010 (1)** Justin Timberlake Shriners Hospitals for Children Open. **2011 (1)** Hyundai Tournament of Champions.

### Korn Ferry Tour Victories (2):

**2001 (1)** BUY.COM Charity Pro-Am at The Cliffs. **2017 (1)** Web.com Tour Championship.

## 2018-19 Season Highlights

### PGA TOUR

**Corales Puntacana Resort & Club Championship** - Posted four sub-par scores at the Corales Puntacana Resort & Club Championship to finish fourth at 16-under 272, his first top-10 finish on the PGA TOUR since the 2017 John Deere Classic (T5). Ranked second in greens in regulation (59).

## National Team Selections

**Walker Cup** : 1999 **Palmer Cup** : 1999, 2000

## Career Records

PGA TOUR (Playoff Record: 2-1)												
Season	Events	Rounds	1st	2nd	3rd	Top 10	Top 25	Cuts Made	Cuts Missed	WD	FedExCup Rank	Earnings
<b>Total:</b>	<b>407</b>	<b>1265</b>	<b>5</b>	<b>3</b>	<b>6</b>	<b>45</b>	<b>112</b>	<b>252</b>	<b>152</b>	<b>4</b>		<b>\$19,182,643</b>
2019	17	49				1	6	11	6		151	\$550,547
2018	24	62					4	11	13		181	\$267,055
2017	9	29				1	2	7	2		170	\$328,337
2016	6	20						4	2		207	\$58,655
2015	22	65					6	13	9		158	\$446,732
2014	24	72			1	1	4	14	10		136	\$617,014
2013	16	35		1		2	2	5	10	1	157	\$428,966
2012	21	68			1	5	7	15	6		82	\$1,616,789
2011	26	82	1	1		5	7	17	9		27	\$2,938,920
2010	26	85	1			4	8	17	9		105	\$1,534,981
2009	25	89			1	2	11	19	6		66	\$1,316,771
2008	27	85				2	6	18	9		59	\$1,039,584
2007	23	73	1			4	11	13	10		28	\$1,854,906
2006	20	66			1	5	9	13	6	2		\$1,408,418
2005	31	99				1	5	22	8	1		\$726,023
2004	27	83	1		1	3	5	15	12			\$1,133,165
2003	29	101		1		5	9	21	8			\$1,430,538
2002	32	94	1		1	4	10	15	17			\$1,462,713
2001	1	4						1				
2000	1	4						1				

(A) - Amateur

Korn Ferry Tour (Playoff Record: 0-0)												
Season	Events	Rounds	1st	2nd	3rd	Top 10	Top 25	Cuts Made	Cuts Missed	WD	Priority Rank	Earnings
<b>Total:</b>	<b>76</b>	<b>245</b>	<b>2</b>	<b>1</b>	<b>2</b>	<b>11</b>	<b>28</b>	<b>46</b>	<b>30</b>			
2019	3	8					1	1	2		73	\$11,240
2018	4	12					1	2	2		80	\$14,047
2017	18	61	1			3	6	12	6		5	\$272,658
2016	20	60			1	3	7	10	10		71	\$115,680
2015	4	12					1	2	2		70	\$21,000
2014	4	12					1	2	2		84	\$13,140
2013	2	4							2			
2001	20	72	1	1	1	5	11	16	4			\$222,244
2000	1 (A)	4						1				

(A) - Amateur

## Top Tournaments

PGA TOUR									
THE PLAYERS Championship	Masters Tournament	PGA Championship	U.S. Open	The Open Championship	WGC-HSBC Champions	WGC-Mexico	WGC-Dell Technologies Match Play	WGC-FedEx St. Jude Inv	
2014 CUT									
2013 CUT									
2012 T12	T27	CUT	T56	CUT		T35	T33	T55	
2011 T41	CUT	CUT	CUT	CUT	T23	T10	T33	T59	
2010 CUT									
2009 T37									
2008 T32	CUT	CUT	CUT			T65	T9		
2007 T16		CUT		T23					
2006 CUT		T20							
2005 T32									
2004 CUT	CUT	CUT	CUT						
2003 CUT	T8	CUT	T15					T71	

FedExCup Playoffs			
THE NORTHERN TRUST	Dell Technologies Championship	BMW Championship	TOUR Championship
2012 CUT	T77		
2011 5	T56	T37	30
2010 T56			
2009 T24	T61	T61	
2008 T55	T33	T52	
2007 CUT	T23	T10	23

## Personal

- His father, Jim, who died from brain cancer in 2009, introduced him and brother, Jordan, to golf at age 3.
- Older brother Jordan is an assistant golf coach at Clemson. He caddied for Jordan in the 2008 U.S. Mid-Amateur. Jordan has occasionally caddied for his brother at PGA TOUR events.
- College teammates at Clemson with TOUR players Lucas Glover, Charles Warren and D.J. Trahan.
- Lost his former caddie, Chuck "Brooksie" Hoersch, in July 2012 to pancreatic cancer.



# Rafa Cabrera Bello (BAY-oh)

**Height:** 6'2" (1.88 m)  
**Weight:** 179 (81 kg)  
**Age:** 35 (May 25, 1984)  
**Birthplace:** Las Palmas, Gran Canaria, Spain  
**Residence:** Maspalomas, Gran Canaria, Spain  
**Family:** Wife, Sofia; Alva Margareta

**Education:** University of Las Palmas  
**Special Interests:** Reading, water sports, soccer, skiing  
**Turned Professional:** 2005  
**City plays from:** Gran Canaria, Spain

## Exempt Status

Top 125 in 2018-19 FedExCup standings (thru 2019-20)

## Career Victories

### International Victories (5):

**2006** MAN NO Open [EurChall]. **2008** Credit Suisse Challenge [EurChall]. **2009** Austrian Golf Open [Eur]. **2012** Dubai Desert Classic [Eur]. **2017** Aberdeen Asset Management Scottish Open [Eur].

## Player Statistics

**Career Low Round:** 63 - 2016 Wyndham Championship (Round 1)

**Career High FedExCup Rank:** #11 : 2019 World Golf Championships-HSBC Champions

**Career High Official World Golf Rank:** #16 : 2017 Barracuda Championship

**Career Largest Paycheck:** \$660,000 : 2016 World Golf Championships-Dell Match Play (Finished 3)

## 2018-19 Season Highlights

Qualified for the FedExCup Playoffs and advanced to the BMW Championship for the third time in as many seasons on TOUR, ending the season at No. 70 in the FedExCup standings. Did not compete in THE NORTHERN TRUST, the first of three FedExCup Playoffs events, electing to stay home with wife, Sofia, for the birth of their first child. Earned a pair of top-10s, both T3s, and 17 cuts in 19 starts.

## PGA TOUR

**THE CJ CUP @ NINE BRIDGES** - Carded a 7-under 65 with birdies on each of the last four holes of the final round to finish in a tie for third at THE CJ CUP @ NINE BRIDGES. **Arnold Palmer Invitational presented by Mastercard** - Finished T3 at the Arnold Palmer Invitational presented by Mastercard in his tournament debut. As the first-round leader following a 7-under 65, made his lone bogey of the final round at No. 18 to close with 3-under 69. Marked his third T3 in stroke-play events on the PGA TOUR (2019 Arnold Palmer Invitational, 2018 THE CJ CUP @ NINE BRIDGES, 2018 WGC-Mexico Championship).

## National Team Selections

**World Cup :** 2013, 2016 **Ryder Cup :** 2016 **Olympic Games :** 2016

## Career Records

PGA TOUR (Playoff Record: 0-0)												
Season	Events	Rounds	1st	2nd	3rd	Top 10	Top 25	Cuts Made	Cuts Missed	WD	FedExCup Rank	Earnings
<b>Total:</b>	<b>89</b>	<b>296</b>			<b>4</b>	<b>15</b>	<b>35</b>	<b>72</b>	<b>17</b>			<b>\$7,465,499</b>
2019	19	68			2	2	9	17	2		70	\$1,926,935
2018	20	70			1	5	9	18	2		41	\$2,449,869
2017	19	60				4	8	13	6		61	\$1,934,675
2016	10	34			1	3	5	9	1			
2015	4	14				1	1	3	1			
2014	5	15					1	3	2			
2013	5	15					2	4	1			
2012	6	16						4	2			
2010	1	4						1				

(A) - Amateur

## Top Tournaments

PGA TOUR									
THE PLAYERS Championship	Masters Tournament	PGA Championship	U.S. Open	The Open Championship	WGC-HSBC Champions	WGC-Mexico	WGC-Dell Technologies Match Play	WGC-FedEx St. Jude Inv	
2019 CUT	T36	T71	T65	CUT	T14	T19	T24	T12	
2018 T17	T38	T10	T36	T4	T5	T3	T36	T17	
2017 T4	CUT	CUT	T42	T4	T19	T38	T17	T2	
2016 CUT	T17	T49	T32	T39		T11	3		
2015		CUT		T40					
2014		73		CUT					
2013		T29		T21					
2012		CUT	CUT	T81	T46	T63	T17		
2010			T47			65	T33	T29	

FedExCup Playoffs			
THE NORTHERN TRUST	Dell Technologies Championship	BMW Championship	TOUR Championship
2019		T63	
2018 T60	T7	T41	
2017 CUT	T18	T33	

## Personal

- Began playing as a youngster, with the garden in his backyard next to a golf course in the Canary Islands.
- Studied business and economics at the University of Las Palmas but didn't graduate when his professional career took off.
- His younger sister Emma plays on the Ladies European Tour.
- Interests include surfing, fitness and photography.



# Chad Campbell

**Height:** 6'1" (1.85 m)  
**Weight:** 205 (93 kg)  
**Age:** 45 (May 31, 1974)  
**Birthplace:** Andrews, Texas  
**Residence:** Colleyville, Texas  
**Family:** Wife, Amy; Grayson, Dax, Cannon, Dodge

**Education:** University of Nevada-Las Vegas (1996, Hotel Administration)  
**Special Interests:** Hunting, boating, spending time with family, watching all his sons play sports  
**Turned Professional:** 1996  
**City plays from:** Andrews, TX, United States

## Exempt Status

Past champion/veteran member beyond 150 in 2018-19 FedExCup (thru 2019-20)

## Career Victories

### PGA TOUR Victories (4):

**2003 (1)** THE TOUR Championship presented by Coca-Cola. **2004 (1)** Bay Hill Invitational Presented by MasterCard. **2006 (1)** Bob Hope Chrysler Classic. **2007 (1)** Viking Classic.

### Korn Ferry Tour Victories (3):

**2001 (3)** BUY.COM Richmond Open, BUY.COM Permian Basin Open, BUY.COM Monterey Peninsula Classic.

## National Team Selections

**Ryder Cup :** 2004, 2006, 2008

## Career Records

PGA TOUR (Playoff Record: 0-3)												
Season	Events	Rounds	1st	2nd	3rd	Top 10	Top 25	Cuts Made	Cuts Missed	WD	FedExCup Rank	Earnings
<b>Total:</b>	<b>485</b>	<b>1574</b>	<b>4</b>	<b>12</b>	<b>6</b>	<b>56</b>	<b>132</b>	<b>326</b>	<b>156</b>	<b>4</b>		<b>\$26,620,487</b>
2019	13	29						4	9		239	\$42,130
2018	28	79		1		2	3	15	13		129	\$801,960
2017	29	97				3	8	20	9		83	\$1,329,941
2016	28	90				3	8	17	11		73	\$1,168,073
2015	30	97				1	7	18	12		96	\$1,015,707
2014	18	53				1	3	10	8		152	\$470,798
2013	25	76				1	4	14	11		136	\$510,661
2012	27	84			1	3	5	15	12		104	\$895,199
2011	29	99				1	7	21	8		59	\$1,104,024
2010	28	93				2	6	21	6		89	\$971,154
2009	26	90		2		3	8	19	6	1	59	\$1,725,237
2008	28	94		1	2	7	14	20	8	1	29	\$2,404,770
2007	28	90	1			2	6	18	10		107	\$1,701,242
2006	25	87	1	1	1	5	10	20	5			\$2,811,067
2005	27	92		2	1	5	11	22	5			\$2,391,432
2004	28	93	1	1		4	9	23	5	1		\$2,264,985
2003	27	102	1	3		9	15	25	2			\$3,912,064
2002	34	109			1	2	7	21	12	1		\$825,474
2001	3	8		1		1	1	1	2			
2000	1	2							1			
1999	2	6						1	1			\$11,038
1998	1	4						1				\$4,332

(A) - Amateur

Korn Ferry Tour (Playoff Record: 0-0)												
Season	Events	Rounds	1st	2nd	3rd	Top 10	Top 25	Cuts Made	Cuts Missed	WD	Priority Rank	Earnings
<b>Total:</b>	<b>50</b>	<b>168</b>	<b>3</b>	<b>1</b>		<b>9</b>	<b>17</b>	<b>35</b>	<b>15</b>			
2019	7	22					1	4	3			\$19,144
2018	4	12				1	1	2	2		64	\$25,923
2014	4	12					1	2	2		76	\$18,330
2013	4	12						2	2		86	\$10,017
2001	23	86	3	1		8	13	21	2			\$394,552
2000	1	8							1			
1999	2	8						2				\$1,879
1998	1	4						1				\$1,451
1997	1	2							1			
1996	2	6					1	1	1			\$2,050
1993	1(A)	2							1			

(A) - Amateur

## Top Tournaments

PGA TOUR									
	THE PLAYERS Championship	Masters Tournament	PGA Championship	U.S. Open	The Open Championship	WGC-HSBC Champions	WGC-Mexico	WGC-Dell Technologies Match Play	WGC-FedEx St. Jude Inv
2018	CUT								
2017	CUT								
2016	T39								
2013	T43								
2012	CUT				T72				
2011	T26				T5				
2010	CUT	T45	T62	CUT				T33	T46
2009	CUT	T2 (P)	T43	CUT	CUT		T53		T11
2008	T10		CUT	T18	CUT				T14
2007	CUT		T57	57	CUT		T35	4	T77
2006	T70	T3	T24	CUT	65		T32	T5	T50
2005	CUT	T17	T28	T42	CUT		T15	T9	T33
2004	T42	CUT	T24	CUT	CUT		T50	T9	T69
2003	T6	CUT	2	T35	T15		T59		T53
2002			CUT						
2001				CUT					
2000				CUT					
1999				CUT					

FedExCup Playoffs			
	THE NORTHERN TRUST	Dell Technologies Championship	BMW Championship
2017	T67	CUT	
2016	CUT	T21	
2015	CUT	CUT	
2012	CUT		
2011	T52	T21	T37
2010	T60	DO	
2009	T46	CUT	T23
2008	T65	T7	W/D
2007	CUT	T60	T22

## Personal

- Started playing golf with his father and brother in Andrews, Texas.
- While playing golf at UNLV, worked at a coffee shop with other teammates to earn spending money. Teammates at UNLV included Chris Riley and Ted Oh.
- Among several charitable initiatives, spent time at the 2009 AT&T Byron Nelson with a group of students from the J. Erik Jonsson Community School, a school which meets the educational needs of low-income children and their families.



# Rafael Campos

**Height:** 5'10" (1.78 m)  
**Weight:** 210 (95 kg)  
**Age:** 31 (April 15, 1988)  
**Birthplace:** San Juan, Puerto Rico  
**Residence:** Guaynabo, Puerto Rico  
**Family:** Single

**Education:** Virginia Commonwealth University (Business, 2010)  
**Special Interests:** Fishing, ping-pong, sports  
**Turned Professional:** 2011  
**City plays from:** Guaynabo, Puerto Rico

## Exempt Status

Top 50 from 2019 Korn Ferry Tour (thru 2019-20)

## Career Victories

### Korn Ferry Tour Victories (1):

**2019 (1)** The Bahamas Great Abaco Classic at The Abaco Club.

## Player Statistics

**Career Low Round: 64** - 2016 Puerto Rico Open at Coco Beach (Round 1)

**Career High FedExCup Rank:**

**Career High Official World Golf Rank: #263** : 2017 FedEx St. Jude Classic

**Career Largest Paycheck:** \$234,500 : 2017 Shell Houston Open (Finished 7)

## 2018-19 Season Highlights

Won his first Korn Ferry Tour title at The Bahamas Great Abaco Classic at The Abaco Club and earned PGA TOUR membership by finishing No. 18 on the Korn Ferry Tour Regular Season points list. Entered the 2019-20 season 38th in the final priority ranking. Collected two top-10 results and made 12 cuts in 23 starts on the season.

## Korn Ferry Tour

**The Bahamas Great Abaco Classic at The Abaco Club** - Came from behind during the final round to win his first Korn Ferry Tour title by one stroke at 7-under 281. Carded a 2-under 70 in windy conditions at The Abaco Club to rise from T5 after the third round. The victory was the first by a Puerto Rican in the history of the Korn Ferry Tour. **Price Cutter Charity Championship presented by Dr Pepper** - Fired four rounds in the 60s en route to a T7 at Highland Springs Country Club.

## Career Records

### PGA TOUR (Playoff Record: 0-0)

Season	Events	Rounds	1st	2nd	3rd	Top 10	Top 25	Cuts Made	Cuts Missed	WD	FedExCup Rank	Earnings
<b>Total:</b>	<b>17</b>	<b>51</b>				<b>3</b>	<b>3</b>	<b>9</b>	<b>8</b>			
2019	2	6						1	1			
2018	1	2							1			
2017	4	14				2	2	3	1			
2016	2	8				1	1	2				
2015	1	2							1			
2014	1	4						1				
2013	1	4						1				
2012	1	2							1			
2011	1	2							1			
2010	1 (A)	2							1			
2009	1 (A)	2							1			
2008	1 (A)	3						1				

(A) - Amateur

### Korn Ferry Tour (Playoff Record: 0-0)

Season	Events	Rounds	1st	2nd	3rd	Top 10	Top 25	Cuts Made	Cuts Missed	WD	Priority Rank	Earnings
<b>Total:</b>	<b>84</b>	<b>254</b>	<b>1</b>	<b>1</b>	<b>2</b>	<b>6</b>	<b>15</b>	<b>44</b>	<b>39</b>	<b>1</b>		
2019	23	70	1			2	6	12	11		38	\$184,076
2018	25	77		1	1	2	2	14	11		109	\$114,595
2017	14	40			1	2	5	7	6	1	122	\$85,920
2016	20	61					2	10	10			\$34,209
2011	2	6						1	1			\$1,829

(A) - Amateur

## Personal

- Has a twin sister, Cristina. Has an older sister and a younger brother too.
- Claims to be a terrific Ping-Pong player.
- Started playing golf at age 9.



# Patrick Cantlay

**Height:** 6'0" (1.83 m)  
**Weight:** 190 (86 kg)  
**Age:** 27 (March 17, 1992)  
**Birthplace:** Long Beach, California  
**Residence:** North Palm Beach, Florida  
**Family:** Single

**Education:** UCLA  
**Special Interests:** Ping pong, watching movies  
**Turned Professional:** 2012  
**City plays from:** North Palm Beach, FL, United States

## Exempt Status

Winner, Arnold Palmer Invitational or Memorial Tournament (thru 2021-22)

## Career Victories

### PGA TOUR Victories (2):

**2019 (1)** Shriners Hospitals for Children Open. **2019 (1)** the Memorial Tournament presented by Nationwide.

### Korn Ferry Tour Victories (1):

**2013 (1)** Colombia Championship.

## 2018-19 Season Highlights

Earned second career PGA TOUR title at the Memorial Tournament presented by Nationwide and qualified for the FedExCup Playoffs for the third consecutive season, advancing to the TOUR Championship and concluding his season in a tie for 21st in the FedExCup standings. Represented third straight appearance in the TOUR Championship. Ended the season with a Scoring Average of 69.306, second to only Rory McIlroy. With nine top-10s, marked the first time in his career earning more than seven in a season. Made 18 of 21 cuts.

## PGA TOUR

**World Golf Championships-HSBC Champions** - In his second start of the season, finished T7 at the World Golf Championships-HSBC Champions in Shanghai, China. Marked his second top-10 in five World Golf Championships events.  
**Shriners Hospitals for Children Open** - Finished runner-up in title defense at the Shriners Hospitals for Children Open, one back of winner Bryson DeChambeau. Was looking to become the second player in tournament history to successfully defend title (Jim Furyk, 1999). Earned second runner-up in 67th PGA TOUR start. Bettered previous career-low 72-hole score on TOUR at 264 (previous: 269/2011 Travelers Championship). Played first 27 holes in 1-under and final 45 in 19-under. **Desert Classic** - In his first start at the Desert Classic since 2013 (MC), recorded three scores in the 60s to finish T9 with Sean O' Hair and Michael Thompson at 18-under 270. **World Golf Championships-Mexico Championship** - After opening with a 1-over 72, rebounded with rounds of 67-65-70 to finish T6 at the World Golf Championships-Mexico Championship for his fourth top-10 of the season and third straight in WGCs (T6/2018 WGC-FedEx St. Jude Invitational, T7/2018 WGC-HSBC Champions, T6/2019 WGC-Mexico Championship). **Masters Tournament** - Earned first top-10 in a major championship with a T9 at the Masters Tournament. Stood T50 after 36 holes before recording rounds of 64-68 in rounds three and four. Third-round 64 tied Tony Finau (R3) and Webb Simpson (R3) for low score of the week. **RBC Heritage** - Collected his third top-10 in his third start at the RBC Heritage, posting scores of 66-69 in the final two rounds to finish T3. For the second week in a row, entered the third round outside the top 25 and earned a top-10 result. **PGA Championship** - Tied Jordan Spieth and Matt Wallace for third at the PGA Championship. Represented 20th career top-10 on the PGA TOUR and second in a major championship. **the Memorial Tournament presented by Nationwide** - Earned his second PGA TOUR victory in his 78th start at the Memorial Tournament presented by Nationwide, coming from four shots back. Fired a bogey-free 8-under 64 at Muirfield Village Golf Club to win by two strokes over Adam Scott after starting the day four shots off Martin Kaymer's 54-hole lead. His 64 marked the lowest final-round score by a winner in tournament history. Joined Tiger Woods as the only past Jack Nicklaus Award winner (as 2011 top collegiate player) to also win the Memorial Tournament. Was the only player to record four rounds in the 60s, becoming the 10th player to do so in the event's history. Ranked inside the top 10 in all six Strokes Gained categories. **BMW Championship** - Playing in the final grouping and trailing 54-hole leader Justin Thomas by six strokes, posted a final-round 7-under 65 at the BMW Championship to finish solo-second and three behind champion Thomas. Closed with eight birdies in his final 12 holes to post his second runner-up finish of the season (third of his career). Moved from No. 6 to No. 2 in the FedExCup standings, earning his third-consecutive trip to the TOUR Championship. Was one of eight players to wrap up a spot on the U.S. Presidents Cup team.

## National Team Selections

**Walker Cup** : 2011 **Palmer Cup** : 2011

## Career Records

PGA TOUR (Playoff Record: 0 - 0)												
Season	Events	Rounds	1st	2nd	3rd	Top 10	Top 25	Cuts Made	Cuts Missed	WD	FedExCup Rank	Earnings
<b>Total:</b>	<b>85</b>	<b>288</b>	<b>2</b>	<b>3</b>	<b>3</b>	<b>22</b>	<b>46</b>	<b>70</b>	<b>14</b>	<b>1</b>		<b>\$12,523,618</b>
2019	21	72	1	2	2	9	17	18	3		21	\$6,121,488
2018	23	80	1			7	15	21	2		20	\$3,963,962
2017	13	48		1	1	4	8	13			29	\$2,049,632
2015	1	4						1			257	\$11,468
2014	5	14					1	2	3		217	\$76,131
2013	7	18				1	1	2	4	1		
2012	7	22						6	1			
	3 (A)	10						2				
2011	5 (A)	20				1	4	5	1			
(A) - Amateur												

Korn Ferry Tour (Playoff Record: 1 - 1)												
Season	Events	Rounds	1st	2nd	3rd	Top 10	Top 25	Cuts Made	Cuts Missed	WD	Priority Rank	Earnings
<b>Total:</b>	<b>13</b>	<b>43</b>	<b>1</b>	<b>2</b>		<b>4</b>	<b>4</b>	<b>9</b>	<b>4</b>			
2013	9	29	1	1		2	2	6	3		11	\$243,105
2012	4	14		1		2	2	3	1			\$72,460
(A) - Amateur												

## Top Tournaments

PGA TOUR									
	THE PLAYERS Championship	Masters Tournament	PGA Championship	U.S. Open	The Open Championship	WGC-HSBC Champions	WGC-Mexico	WGC-Dell Technologies Match Play	WGC-FedEx St. Jude Inv
2019	CUT	T9	T3	T21	T41	T7	T6	T24	T12
2018	T23	CUT	T27	T45	T12	T15	T30	T17	T6
2017	T22		T33						
2012		T47		T41					
2011				T21					

FedExCup Playoffs			
	Dell Technologies Championship	BMW Championship	TOUR Championship
2019	T12		T21
2018	T24	T55	T21
2017	T13	T9	T20

## Personal

- Started playing golf at age 3.
- Attended UCLA even though both his parents are USC grads.
- Has three younger siblings.



# Sebastian Cappelen

**Height:** 6'0" (1.83 m)  
**Weight:** 190 (86 kg)  
**Age:** 29 (April 14, 1990)  
**Birthplace:** Odense, Denmark  
**Residence:** Ponte Vedra Beach, Florida  
**Family:** Wife, Audrey

**Education:** University of Arkansas  
**Special Interests:** Music and cars  
**Turned Professional:** 2014  
**City plays from:** Odense, Denmark

## Exempt Status

Top 50 from 2019 Korn Ferry Tour (thru 2019-20)

## Career Victories

### Korn Ferry Tour Victories (2):

**2014 (1)** Air Capital Classic presented by Aetna. **2019 (1)** REX Hospital Open.

## Player Statistics

**Career Low Round:** 65 - 2015 Sanderson Farms Championship (Round 1)

**Career High FedExCup Rank:**

**Career High Official World Golf Rank:** #290 : 2019 Travelers Championship

**Career Largest Paycheck:** \$18,475 : 2015 Sanderson Farms Championship (Finished T35)

## 2018-19 Season Highlights

Won his second career Korn Ferry Tour title at the REX Hospital Open and earned PGA TOUR membership by finishing No. 16 on the Korn Ferry Tour Regular Season points list, entering the 2019-20 season 34th in the final priority ranking. Collected two top-10 results and made eight cuts in 22 starts on the season.

## Korn Ferry Tour

**REX Hospital Open** - Erased a four-stroke deficit on Sunday to earn his first Korn Ferry Tour title since 2014. His final-round 7-under 64 secured a three-stroke victory en route to setting the 72-hole tournament scoring record at 21-under 263. **Wichita Open Supporting Wichita's Youth** - After earning a spot in the first five-man playoff in Tour history, failed to advance after making par on the first extra hole. The T2 finish was good enough to secure his first career PGA TOUR card for the 2019-20 season.

## National Team Selections

**Palmer Cup** : 2011, 2012, 2013

## Career Records

PGA TOUR (Playoff Record: 0 - 0)													
Season	Events	Rounds	1st	2nd	3rd	Top 10	Top 25	Cuts Made	Cuts Missed	WD	FedExCup Rank	Earnings	
<b>Total:</b>	<b>2</b>	<b>6</b>						<b>1</b>	<b>1</b>				
2015	2	6						1	1				

Korn Ferry Tour (Playoff Record: 0 - 1)													
Season	Events	Rounds	1st	2nd	3rd	Top 10	Top 25	Cuts Made	Cuts Missed	WD	Priority Rank	Earnings	
<b>Total:</b>	<b>119</b>	<b>369</b>	<b>2</b>	<b>1</b>		<b>14</b>	<b>31</b>	<b>66</b>	<b>51</b>	<b>2</b>			
2019	22	59	1	1		2	6	8	13	1	34	\$195,968	
2018	26	85				4	7	16	10		82	\$130,204	
2017	20	61				1	5	11	9			\$59,111	
2016	20	65				4	5	13	6	1	105	\$120,120	
2015	19	61				1	4	11	8			\$62,767	
2014	12	38	1			2	4	7	5		70	\$166,254	

(A) - Amateur

## Top Tournaments

PGA TOUR	THE PLAYERS Championship	Masters Tournament	PGA Championship	U.S. Open	The Open Championship	WGC-HSBC Champions	WGC-Mexico	WGC-Dell Technologies Match Play	WGC-FedEx St. Jude Inv
2015				CUT					

## Personal

- Parents are Ulrik and Kirsten Cappelen. Father, Ulrik, was a member of the Danish national pro soccer team. Has two siblings, Frederik and Caroline.
- Was teammates at Arkansas with David Lingmerth and Austin Cook. Turned professional right after the 2014 NCAA Championship.
- Earliest golf memory was holing a 7-iron for his first birdie from 110 yards when he was about 10.
- If not a golfer, would be an economist. Has a degree in Economics with a minor in Finance from the University of Arkansas.
- Favorite teams are the Arkansas Razorbacks and New England Patriots. Favorite entertainer is Jeff Dunham. Favorite places include Antalya, Turkey, and Egypt.
- Would like to trade places for a day with Sebastian Vettel of Formula 1 fame.
- Not many people know he plays piano and guitar.
- Bucket list includes sky diving and driving a Formula 1 car.



# Paul Casey

**Height:** 5'10" (1.78 m)  
**Weight:** 180 (82 kg)  
**Age:** 42 (July 21, 1977)  
**Birthplace:** Cheltenham, England  
**Residence:** Phoenix, Arizona; Weybridge, England  
**Family:** Wife, Pollyanna; Lex Samuel, Astaria Noelle

**Education:** Arizona State University  
**Special Interests:** Food, music, cars, mountain biking  
**Turned Professional:** 2000  
**City plays from:** Surrey, England

## Exempt Status

Tournament winner (thru 2020-21)

## Career Victories

### PGA TOUR Victories (3):

**2009 (1)** Shell Houston Open. **2018 (1)** Valspar Championship. **2019 (1)** Valspar Championship.

### International Victories (15):

**2003** ANZ Championship [Eur]. **2003** Benson & Hedges International Open [Eur]. **2005** TCL Classic [Eur]. **2005** Volvo China Open [Eur]. **2006** HSBC World Match Play [Eur]. **2006** Johnnie Walker Championship at Gleneagles [Eur]. **2007** Abu Dhabi Golf Championship [Eur]. **2009** Abu Dhabi Championship [Eur]. **2009** BMW PGA Championship [Eur]. **2011** Volvo Golf Champions [Eur]. **2013** Irish Open [Eur]. **2014** KLM Open [Eur]. **2019** Porsche European Open [Eur]. **2011** Shinhan Donghae Open [Kor].

### Other Victories (1):

**2004** World Golf Championships-World Cup [with Luke Donald].

## 2018-19 Season Highlights

Successfully defended his title at the Valspar Championship for his third PGA TOUR title and advanced to the FedExCup Playoffs for the sixth consecutive season (ninth total), advancing to the TOUR Championship and finishing the season No. 5 in the FedExCup standings. Made his fifth consecutive appearance in the TOUR Championship, one of only four players to do so in each season from 2014-15 to 2018-19, joining Dustin Johnson, Hideki Matsuyama and Patrick Reed. Ended the Regular Season inside the Wyndham Rewards Top 10 (No. 8). Earned seven top-10s and made 18 cuts in 22 starts.

## PGA TOUR

**AT&T Pebble Beach Pro-Am** - Began the final round of the AT&T Pebble Beach Pro-Am with a three-shot lead over Phil Mickelson before carding a final-round 1-under 71 to finish runner-up by three shots to Mickelson in a Monday finish. Along with amateur partner Don Collieran, EVP and CSO of FedEx Corp., won the team competition at 34-under. Fell to one of five when holding the 54-hole lead/co-lead, winning in his first attempt at the 2009 Houston Open. In three previous starts at the AT&T Pebble Beach Pro-Am, missed the cut in his first two starts (2001, 2002) and finished T8 in 2018. Was seeking to become the first player from England to win the AT&T Pebble Beach Pro-Am and fourth international winner (Vijay Singh/2004, Brett Ogle/1993 and Bruce Crampton/1965). **World Golf Championships-Mexico Championship** - Shot 12-under on the weekend to finish T3 at the World Golf Championships-Mexico Championship after beginning the tournament with 71-72. Collected his eighth career top-five in a World Golf Championships event. **Valspar Championship** - Became the first player to win the Valspar Championship in back-to-back seasons, recording a score of 8-under 276 to defeat Jason Kokrak and Louis Oosthuizen by one stroke. Victory was the third of his PGA TOUR career in his 250th start at the age of 41 years, 8 months, 3 days. Became the first player to successfully defend a title on TOUR since Brooks Koepka at the 2018 U.S. Open. Was the third consecutive European winner on TOUR (Francesco Molinari/Arnold Palmer Invitational presented by Mastercard, Rory McIlroy/THE PLAYERS Championship, Paul Casey/Valspar Championship); Europeans had not won on TOUR in three consecutive weeks since 2012 (Rory McIlroy/The Honda Classic, Justin Rose/World Golf Championships-Mexico Championship, Luke Donald/Valspar Championship). Played the par 5s in 15-under for the week, best in the field. Also led the field in Strokes Gained: Tee-to-Green (11.238). **World Golf Championships-Dell Technologies Match Play** - Advanced out of Group Play into the Round of 16 at the World Golf Championships-Dell Technologies Match Play, losing to Francesco Molinari, 5 and 4, for a T9 finish. **Wells Fargo Championship** - At 9-under 275, tied three others for fourth at the Wells Fargo Championship. Earned second consecutive top-five at the event. Shot a third-round 66 that included eagles at the par-5 seventh and par-4 14th, recording multiple eagles in the same round for the fifth time on the PGA TOUR. **Travelers Championship** - Earned fourth career top-five at the Travelers Championship, tying two others for fifth place. Played his last six holes in 4-under, highlighted by an eagle-2 at No. 15, to shoot a final-round 65 and finish at 11-under 269. **TOUR Championship** - Despite a 2-over 72 in the final round, finished solo-fifth at the TOUR Championship. Represented his fifth top-five in six starts at the event.

## National Team Selections

**Ryder Cup** : 2004, 2006, 2008, 2018 **World Cup** : 2001, 2002, 2003, 2004 **Seve Trophy** : 2002, 2003, 2005, 2007, 2013 **Walker Cup** : 1999

## Career Records

PGA TOUR (Playoff Record: 1 - 2)												
Season	Events	Rounds	1st	2nd	3rd	Top 10	Top 25	Cuts Made	Cuts Missed	WD	FedExCup Rank	Earnings
<b>Total:</b>	<b>262</b>	<b>844</b>	<b>3</b>	<b>9</b>	<b>5</b>	<b>60</b>	<b>126</b>	<b>197</b>	<b>58</b>	<b>10</b>		<b>\$29,881,171</b>
2019	22	75	1	1	1	7	15	18	3	1	5	\$4,257,040
2018	20	71	1	1		5	13	18	2	1	25	\$3,641,771
2017	24	90			1	9	17	23	1		11	\$3,906,974
2016	22	74		2		7	12	17	5		5	\$3,885,560
2015	24	82		2	2	8	10	20	3	2	13	\$3,488,311
2014	16	56					9	12	4		95	\$877,968
2013	7	22						4	3		197	\$147,612
2012	9	20						2	6	1	233	\$56,755
2011	15	46				1	4	11	4	1	144	\$590,386
2010	17	58		2	1	7	13	14	3		6	\$3,613,194
2009	12	36	1	1		3	6	9	2	1	52	\$2,582,181
2008	16	52				4	7	12	4		77	\$1,156,414
2007	10	34				4	5	9	1			
2006	8	22				1	2	7	1			
2005	10	23					2	4		1		\$195,193
2004	11	31				2	6	7	5	1		
2003	7	16				2	3	5	2			
2002	9	27					1	4	4	1		
2001	3	9						1	2			

(A) - Amateur

Korn Ferry Tour (Playoff Record: 0 - 0)												
Season	Events	Rounds	1st	2nd	3rd	Top 10	Top 25	Cuts Made	Cuts Missed	WD	Priority Rank	Earnings
<b>Total:</b>	<b>1</b>	<b>2</b>							<b>1</b>			
2001	1	2							1			

(A) - Amateur

## Top Tournaments

PGA TOUR									
	THE PLAYERS Championship	Masters Tournament	PGA Championship	U.S. Open	The Open Championship	WGC-HSBC Champions	WGC-Mexico	WGC-Dell Technologies Match Play	WGC-FedEx St. Jude Inv
2019	CUT	CUT	T29	T21	T57	T16	T3	T9	T27
2018		T15	CUT	T16	T51	T11	T12	T17	T31
2017	T22	6	T13	26	T11	T12	T16	T9	T5
2016	T23	T4	T10	CUT	CUT	T23	7	T51	T16
2015	W/D	T6	T30	T39	T74		T38	T5	T17
2014			CUT	T56	T47	20			
2013			T33	T45					T27
2012	W/D	CUT	CUT		CUT		T51		
2011		T38	CUT	T72	T54	T4	T18	T17	T45
2010	CUT	CUT	T12	T40	T3	T6	T6	2	T22
2009	T14	T20		CUT	T47	W/D	T31	2	W/D
2008	CUT	T11	T15	T65	T7		T51	T9	T8
2007	CUT	T10	T40	T10	T27		T9	T5	T51
2006			CUT	15	71		T56	T33	T4
2005	CUT	CUT	T59	W/D	CUT			T33	T19
2004	T10	T6	CUT	CUT	T20		T21	T33	T16
2003			66	CUT	CUT		T8	T33	T17
2002			CUT		CUT				

FedExCup Playoffs				
	THE NORTHERN TRUST	Dell Technologies Championship	BMW Championship	TOUR Championship
2019			T24	5
2018	T60	T21	W/D	T11
2017	5	T4	T33	5
2016	T31	2	2	4
2015	T39	W/D	T23	T5
2014	T22			
2010	T12	T25	2	T4
2009			DNS	
2008	T7	CUT		

## Personal

- Began his own foundation in 2007 for junior golfers at Foxhills GC near London, the course he grew up playing. Tried for a tennis scholarship at Foxhills at age 10, was unsuccessful and then returned the next year to earn a golf scholarship. Foundation offers scholarships to needy junior golfers.
- Enjoys mountain biking, snowboarding and his collection of Nike Dunks.



# Roberto Castro

**Height:** 6'0" (1.83 m)  
**Weight:** 170 (77 kg)  
**Age:** 34 (June 23, 1985)  
**Birthplace:** Houston, Texas  
**Residence:** Atlanta, Georgia  
**Family:** Wife, Katie; Stella Lucia, Lucy Claire

**Education:** Georgia Tech (2007, Industrial Engineering)  
**Special Interests:** Music, concerts, reading, writing, fashion  
**Turned Professional:** 2007  
**City plays from:** Atlanta, GA, United States

## Exempt Status

126-150 in 2018-19 FedExCup standings (thru 2019-20)

## Career Victories

None.

## Player Statistics

**Career Low Round:** **62** - 2016 Sanderson Farms Championship (Round 1)

**Career High FedExCup Rank:** **#21** : 2016 BMW Championship

**Career High Official World Golf Rank:** **#64** : 2014 World Golf Championships-HSBC Champions

**Career Largest Paycheck:** \$788,400 : 2016 Wells Fargo Championship (Finished 2)

## 2018-19 Season Highlights

### PGA TOUR

**Sanderson Farms Championship** - Following rounds of 71-71-67 at the Sanderson Farms Championship, birdied seven of his first nine holes in Sunday's final round en route to a 7-under 65. His T5 finish at 14-under 274 marked his first top-10 finish since finishing third at the 2016 BMW Championship. **Zurich Classic of New Orleans** - Posted 20-under with rounds of 65-69-66-68 at TPC Louisiana to finish T5 at Zurich Classic of New Orleans while partnering with Cameron Tringale.

## National Team Selections

**Palmer Cup** : 2005, 2006

## Career Records

PGA TOUR (Playoff Record: 0-1)												
Season	Events	Rounds	1st	2nd	3rd	Top 10	Top 25	Cuts Made	Cuts Missed	WD	FedExCup Rank	Earnings
<b>Total:</b>	<b>175</b>	<b>552</b>		<b>2</b>	<b>1</b>	<b>12</b>	<b>40</b>	<b>108</b>	<b>67</b>			
2019	22	72				2	5	16	6		142	\$674,250
2018	1	2							1			
2017	25	68					1	10	15		172	\$367,362
2016	27	97		1	1	4	10	22	5		22	\$2,520,574
2015	16	50					1	11	5		188	\$179,723
2014	27	74				1	5	11	16		135	\$615,933
2013	29	97		1		4	13	19	10		21	\$2,154,898
2012	27	90				1	5	19	8		77	\$755,095
2008	1	2							1			

(A) - Amateur

Korn Ferry Tour (Playoff Record: 0-0)												
Season	Events	Rounds	1st	2nd	3rd	Top 10	Top 25	Cuts Made	Cuts Missed	WD	Priority Rank	Earnings
<b>Total:</b>	<b>69</b>	<b>238</b>		<b>3</b>		<b>16</b>	<b>33</b>	<b>52</b>	<b>17</b>			<b>\$703,243</b>
2018	14	53		1		5	7	13	1		47	\$172,054
2017	3	12				1	1	3			55	\$36,526
2015	6	24		1		3	3	6			10	\$137,166
2014	4	16				1	1	4			51	\$36,280
2011	25	79				4	13	16	9			\$186,563
2010	12	40		1		1	6	8	4			\$106,756
2009	5	14				1	2	2	3			\$27,900

(A) - Amateur

## Top Tournaments

PGA TOUR									
	THE PLAYERS Championship	Masters Tournament	PGA Championship	U.S. Open	The Open Championship	WGC-HSBC Champions	WGC-Mexico	WGC-Dell Technologies Match Play	WGC-FedEx St. Jude Inv
2019				CUT					
2018				CUT					
2017	T56	CUT		CUT	CUT	T30	T45		
2016			T66						
2015				CUT					
2014	CUT	CUT	CUT	CUT	CUT		T58		
2013	T19		T12						
2012				CUT					

FedExCup Playoffs			
	THE NORTHERN TRUST	Dell Technologies Championship	BMW Championship
2016	CUT	T24	3
2013	T25	T9	15
2012	T24	T51	

## Personal

- Has won five times on the eGolf Professional Tour and played on the Hooters Tour.
- Favorite college team is Georgia Tech and pro team is the Atlanta Falcons. Favorite food is chocolate. Favorite athletes to watch are Tiger Woods and Roger Federer. Favorite cities to visit are New York, Prague and San Francisco.
- Would round out his dream foursome with Bobby Jones, Woods and John Lennon.
- Is the nephew of former LPGA player Jenny Lidback.



# Bud Cauley

**Height:** 5'7" (1.7 m)  
**Weight:** 160 (73 kg)  
**Age:** 29 (March 16, 1990)  
**Birthplace:** Daytona Beach, Florida  
**Residence:** Jacksonville, Florida  
**Family:** Single

**Education:** University of Alabama  
**Special Interests:** Ping pong, watching movies, Alabama football, spending time with family and friends  
**Turned Professional:** 2011  
**City plays from:** Jacksonville Beach, FL, United States

## Exempt Status

Top 125 in 2018-19 FedExCup standings (thru 2019-20)

## Career Victories

### Korn Ferry Tour Victories (1):

2014 (1) Hotel Fitness Championship.

## Player Statistics

**Career Low Round:** 62 - 2012 The McGladrey Classic (Round 1)

**Career High FedExCup Rank:** #7 : 2018 Safeway Open

**Career High Official World Golf Rank:** #53 : 2012 The McGladrey Classic

**Career Largest Paycheck:** \$353,600 : 2012 Wyndham Championship (Finished 3)

## 2018-19 Season Highlights

Qualified for the FedExCup Playoffs for the third consecutive season and fourth total, finishing the season at No. 95 in the FedExCup standings. Recorded two top-10s and made 16 cuts in 25 starts.

## PGA TOUR

**Shriners Hospitals for Children Open** - Recorded first top-10 since June 2018 car accident, closing the Shriners Hospitals for Children Open with a 65 to tie for 10th. Made six birdies on the par-3s, most in the field. **the Memorial Tournament presented by Nationwide** - After suffering season-ending injuries from a car accident at the 2018 Memorial Tournament presented by Nationwide, returned to Muirfield Village and finished T9. Represented best finish on TOUR since a T8 at The 2017 RSM Classic.

## National Team Selections

**Palmer Cup** : 2009 **Walker Cup** : 2009

## Career Records

PGA TOUR (Playoff Record: 0-0)												
Season	Events	Rounds	1st	2nd	3rd	Top 10	Top 25	Cuts Made	Cuts Missed	WD	FedExCup Rank	Earnings
<b>Total:</b>	<b>164</b>	<b>520</b>			<b>3</b>	<b>21</b>	<b>48</b>	<b>101</b>	<b>60</b>	<b>4</b>		<b>\$7,905,937</b>
2019	25	82				2	7	16	9	1	95	\$1,090,018
2018	17	53				2	7	11	5	1	124	\$900,591
2017	28	88			1	5	7	18	10		65	\$1,553,685
2016	14	47				3	5	9	5		135	\$760,430
2014	19	56				1	4	9	9	1	143	\$647,886
2013	24	63					3	10	13	1	131	\$443,698
2012	28	99			1	6	10	21	7		38	\$1,774,479
2011	8	30			1	2	5	7	1			
2010	1 (A)	2							1			
(A) - Amateur												

Korn Ferry Tour (Playoff Record: 0-0)												
Season	Events	Rounds	1st	2nd	3rd	Top 10	Top 25	Cuts Made	Cuts Missed	WD	Priority Rank	Earnings
<b>Total:</b>	<b>17</b>	<b>49</b>	<b>1</b>			<b>3</b>	<b>4</b>	<b>8</b>	<b>8</b>	<b>1</b>		
2015	7	15						1	5	1		\$4,484
2014	3	10	1			1	1	2	1		4	\$184,460
2013	4	14				1	2	3	1		18	\$55,900
2011	2	8				1	1	2				\$28,660
2010	1 (A)	2							1			
(A) - Amateur												

## Top Tournaments

PGA TOUR									
THE PLAYERS Championship	Masters Tournament	PGA Championship	U.S. Open	The Open Championship	WGC-HSBC Champions	WGC-Mexico	WGC-Dell Technologies Match Play	WGC-FedEx St. Jude Inv	
2019	T47								
2018	CUT								
2017		T33	CUT						
2013	CUT			T32					
2012	CUT	CUT							
2011			T63						

FedExCup Playoffs			
THE NORTHERN TRUST	Dell Technologies Championship	BMW Championship	TOUR Championship
2019	W/D		
2017	CUT	T47	T27
2012	T10	T57	T56

## Personal

- Supports Birdies for the Brave. His father and grandfather are both U.S. Navy veterans. His father, Bill, retired in 2010 after 20 years of service. His mother is a reading coach at an elementary school.
- His father, Bill, introduced him to the game, at age 5.
- Was homeschooled so he could practice golf during the day.
- Dream foursome would include Megan Fox, Carrie Underwood and Jack Nicklaus.
- Favorite quote is "Winners never quit, and quitters never win."
- Bucket list includes scuba diving on the Great Barrier Reef.



# Alex Cejka<sup>(CHAY-kuh)</sup>

**Height:** 5'10" (1.78 m)  
**Weight:** 170 (77 kg)  
**Age:** 48 (December 2, 1970)  
**Birthplace:** Marienbad, Czech Republic (of German nationality)  
**Residence:** Las Vegas, Nevada  
**Family:** Wife, Alyssa

**Special Interests:** Fishing, motorcycles, boating  
**Turned Professional:** 1989  
**City plays from:** Munich, Germany

## Exempt Status

Past champion/veteran member beyond 150 in 2018-19 FedExCup (thru 2019-20)

## Career Victories

### PGA TOUR Victories (1):

**2015 (1)** Puerto Rico Open.

### Korn Ferry Tour Victories (1):

**2014 (1)** Pacific Rubiales Colombia Championship Presented by Claro.

### International Victories (11):

**1991** Audi Quattro Trophy [EurChall]. **1992** Audi Open [EurChall]. **1997** KB Golf Challenge [EurChall]. **2002** Galeria Kaufhof Pokal Challenge [EurChall]. **1995** Turespana Open Andalucia [Eur]. **1995** Hohe Brucke Open [Eur]. **1995** Volvo Masters [Eur]. **2002** Lancome Trophy [Eur].

## National Team Selections

**World Cup :** 1995, 1996, 1997, 2000, 2002, 2003, 2005, 2007, 2008, 2009, 2011, 2016 **Olympic Games :** 2016 **Dunhill Cup :** 1994, 1995, 1997, 1998 **Seve Trophy :** 2000, 2002, 2003

## Career Records

PGA TOUR (Playoff Record: 1 - 1)													
Season	Events	Rounds	1st	2nd	3rd	Top 10	Top 25	Cuts Made	Cuts Missed	WD	FedExCup Rank	Earnings	
<b>Total:</b>	<b>401</b>	<b>1168</b>	<b>1</b>	<b>4</b>	<b>2</b>	<b>33</b>	<b>80</b>	<b>230</b>	<b>148</b>	<b>22</b>		<b>\$12,762,668</b>	
2019	22	50					2	8	13		203	\$181,155	
2018	24	69		1		2	3	16	6	2	108	\$1,198,541	
2017	28	77				1	4	16	10		149	\$618,171	
2016	22	67		1		4	9	15	6	2	83	\$1,566,308	
2015	30	92	1			1	7	18	10	1	71	\$1,227,196	
2014	6	17						5	1	1	227	\$57,059	
2013	2	3							2				
2012	12	35					2	7	4	1	177	\$218,117	
2011	21	59					2	11	6	4	134	\$344,902	
2010	28	81			1	4	6	13	13	2	103	\$904,253	
2009	25	82				3	9	16	8	1	116	\$953,664	
2008	25	75				4	5	13	12		120	\$893,998	
2007	25	80				4	6	17	7	1	129	\$868,303	
2006	30	91			1	2	3	16	13	1		\$525,484	
2005	31	81					5	15	14	2		\$510,082	
2004	24	70		1		3	7	16	7	2		\$1,313,483	
2003	30	91	1			4	7	20	8	1		\$1,182,883	
2002	1	2							1				
2001	1	4					1	1					
2000	1	2							1				
1999	2	8						2				\$6,800	
1997	1	2							1				
1996	10	30				1	2	5	5			\$134,961	

(A) - Amateur

Korn Ferry Tour (Playoff Record: 0 - 0)													
Season	Events	Rounds	1st	2nd	3rd	Top 10	Top 25	Cuts Made	Cuts Missed	WD	Priority Rank	Earnings	
<b>Total:</b>	<b>48</b>	<b>146</b>	<b>1</b>	<b>1</b>		<b>7</b>	<b>11</b>	<b>28</b>	<b>16</b>	<b>4</b>			
2017	3	10				1	1	2	1		33	\$53,480	
2014	15	49	1	1		3	5	11	3	1	18	\$284,547	
2013	21	62				2	3	11	8	2	116	\$84,772	
2012	2	5						1		1		\$1,691	
2011	1	2							1				
2007	1	2							1				
2002	5	16				1	2	3	2			\$33,967	

(A) - Amateur

## Top Tournaments

PGA TOUR	THE PLAYERS Championship	Masters Tournament	PGA Championship	U.S. Open	The Open Championship	WGC-HSBC Champions	WGC-Mexico	WGC-Dell Technologies Match Play	WGC-FedEx St. Jude Inv
2019	CUT								
2017	T79								
2016	T9								
2015	T4		W/D						
2014				T60					
2012		T35		T41					
2011	CUT			CUT					
2010	T58			T8					
2009	T9								
2008	CUT				CUT				
2005	T12		CUT		CUT				
2004	T33	26	CUT	T60			T28	T33	T9
2003			4	T61			T12	T17	T42
2002					CUT			T9	
2001					T13				
2000					CUT				
1999			T65				T55		
1997				T50	CUT				
1996		44	T52		T11				

FedExCup Playoffs			
THE NORTHERN TRUST	Dell Technologies Championship	BMW Championship	TOUR Championship
2018	T56		
2015	CUT	T39	
2010	CUT		
2009	T73		
2007	CUT		

## Personal

- Fled Communist Czechoslovakia (now Czech Republic) at age 9 as a refugee, traveling by foot and train, by swimming and biking with his father to Yugoslavia, Italy and Switzerland before settling in Frankfurt, Germany. Has fulfilled his lifelong dream of playing on the PGA TOUR from the hardships he and his family suffered under Communism to enjoy the freedom of opportunity in America.
- Was a great ice hockey and soccer player but saw Bernhard Langer play and switched to golf.



# Greg Chalmers (CHALM-ers)

**Height:** 6'0" (1.83 m)  
**Weight:** 200 (91 kg)  
**Age:** 46 (October 11, 1973)  
**Birthplace:** Sydney, Australia  
**Residence:** Colleyville, Texas  
**Family:** Wife, Nicole; Max Gregory, Lachlan Robert

**Special Interests:** Fitness, car racing  
**Turned Professional:** 1995  
**City plays from:** Sydney, Australia

## Exempt Status

Major Medical Extension

## Career Victories

### PGA TOUR Victories (1):

**2016 (1)** Barracuda Championship.

### Korn Ferry Tour Victories (2):

**2005 (1)** Albertsons Boise Open Pres'd by First Health. **2008 (1)** Henrico County Open.

### International Victories (5):

**1997** ANZ Players Championship [Aus]. **1998** Holden Australian Open [Aus]. **2011** Emirates Australian Open [Aus]. **2011** Australian PGA Championship [Aus]. **2014** Australian PGA Championship [Aus].

## Career Records

PGA TOUR (Playoff Record: 0-0)												
Season	Events	Rounds	1st	2nd	3rd	Top 10	Top 25	Cuts Made	Cuts Missed	WD	FedExCup Rank	Earnings
<b>Total:</b>	<b>439</b>	<b>1333</b>	<b>1</b>	<b>2</b>		<b>24</b>	<b>77</b>	<b>250</b>	<b>184</b>	<b>4</b>		<b>\$10,603,002</b>
2018	20	52				1	3	7	13		184	\$288,023
2017	28	71					3	10	17	1		\$344,631
2016	12	33	1			1	1	6	6		142	\$695,188
2015	17	54						12	5			\$291,016
2014	27	81				1	4	16	10	1	132	\$578,979
2013	25	73				2	2	14	10	1	97	\$632,283
2012	25	87				1	7	20	5		35	\$1,166,627
2011	28	88				2	6	17	10	1	81	\$832,191
2010	27	93				2	6	19	8		56	\$989,415
2009	26	85		1		2	8	15	11		87	\$1,058,286
2008	28	67						8	20			\$151,265
2007	22	70				2	3	13	9			\$402,380
2006	32	95				1	3	17	14			\$403,254
2005	31	91				2	7	15	16			\$640,898
2004	27	89				1	7	21	6			\$692,170
2003	28	92		1		5	10	19	9			\$1,063,456
2002	34	106				1	7	20	14			\$362,635
2001	2	6						1	1			\$10,305

(A) - Amateur

Korn Ferry Tour (Playoff Record: 2-0)												
Season	Events	Rounds	1st	2nd	3rd	Top 10	Top 25	Cuts Made	Cuts Missed	WD	Priority Rank	Earnings
<b>Total:</b>	<b>101</b>	<b>319</b>	<b>2</b>		<b>1</b>	<b>21</b>	<b>36</b>	<b>58</b>	<b>43</b>			<b>\$772,949</b>
2016	9	24				2	2	3	6			\$33,909
2015	6	20						4	2		111	\$8,337
2014	4	12				1	1	2	2		55	\$32,620
2008	24	86	1			10	16	19	5			\$321,930
2007	27	87			1	3	9	16	11			\$143,090
2006	1	2							1			
2005	26	80	1			5	8	14	12			\$233,063
2004	4	8							4			

(A) - Amateur

## Top Tournaments

PGA TOUR	THE PLAYERS Championship	Masters Tournament	PGA Championship	U.S. Open	The Open Championship	WGC-HSBC Champions	WGC-Mexico	WGC-Dell Technologies Match Play	WGC-FedEx St. Jude Inv
2017	CUT								
2016			CUT		81 T58	T58			
2015							T49		
2014	CUT								
2013	T37								
2012	CUT		T32		T45	T46	T20	T33	T55
2011	T41			CUT					
2010	T34								
2009						T45			
2003	CUT								
2002	CUT			CUT					
2001	T58								
2000	T9	CUT	T44					T33	
1998			CUT		T57				

FedExCup Playoffs			
THE NORTHERN TRUST	Dell Technologies Championship	BMW Championship	TOUR Championship
2013	T37	CUT	
2012	9	T39	
2011	T43	T42	
2010	T31	T41	
2009	CUT	T36	

## Personal

- Started his charity, MAXimumchances.org in 2012, to support children with autism. Name comes from son Max who was diagnosed with autism at the age of 22 months in 2005.
- When he won the 2016 Barracuda Championship, wife Nicole was so nervous at home in Colleyville, Texas, she sat on the curb outside the couple's home as he played the 18th hole.
- Nicknamed "Snake" by Australasian Tour peers.
- Enjoys John Grisham novels.
- Is a fan of Dallas-area pro teams, especially the NHL's Stars.



# Cameron Champ

**Height:** 6'0" (1.83 m)  
**Weight:** 175 (79 kg)  
**Age:** 24 (June 15, 1995)  
**Birthplace:** Sacramento, California  
**Residence:** Houston, Texas

**Education:** Texas A&M University  
**Turned Professional:** 2017  
**City plays from:** Sacramento, CA, United States

## Exempt Status

Tournament winner (thru 2020-21)

## Career Victories

### PGA TOUR Victories (1):

**2019 (1)** Sanderson Farms Championship.

### Korn Ferry Tour Victories (1):

**2018 (1)** Utah Championship presented by Zions Bank.

## 2018-19 Season Highlights

Earned first career PGA TOUR title at the Sanderson Farms Championship and advanced to the FedExCup Playoffs for the first time in his career, ending the season at No. 62 in the FedExCup standings. Was one of eight rookies to qualify for the Playoffs and one of five to advance to the BMW Championship. Recorded three top-10s and made 14 cuts in 26 starts during his rookie season. Led the PGA TOUR in Driving Distance (317.9 yards).

## PGA TOUR

**Sanderson Farms Championship** - In his ninth start on the PGA TOUR and second as an official member of the TOUR, won his first PGA TOUR title at the Sanderson Farms Championship, winning by four strokes over Corey Connors. Held at least a share of the lead after every round, highlighted by a 64 in the second round. The 21-under 267 marked the lowest winning score in the event since moving to the Country Club of Jackson in 2014. Birdied five of his last six holes in the final round to seal the victory. While warming up prior to the final round, cracked his driver head. A replacement was found before his tee time. Known for his length off the tee, led the field in Driving Distance, averaging 308 yards off the tee. Eight drives were over 340 yards, three more than the next best player. **Mayakoba Golf Classic** - Second-round 62 left him two strokes off the lead through 36 holes at the Mayakoba Golf Classic. Just two weeks removed from his first career PGA TOUR win at the Sanderson Farms Championship, was seeking his second victory in his 11th start as a professional after making his professional debut at Mayakoba a year earlier. Closed with a double bogey in the third round and posted two double bogeys in his last five holes of the final round for a T10 result. Led driving distance category for the week (325.1 yards). **The RSM Classic** - Played in the final group in the final round of The RSM Classic before finishing alone in sixth after a final-round 69. Entered the final round one-shot off the lead held by Charles Howell III. Marked his third top-10 in five starts since joining the PGA TOUR as an official member. Recorded 116 total birdies over the first eight events of the 2018-19 season (the most of any player), including 23 at The RSM Classic, to win RSM's Birdies Fore Love competition, earning a \$300,000 donation to The Cameron Champ Foundation. **Rocket Mortgage Classic** - Shot a front-nine 28 in the second round of the Rocket Mortgage Classic (T46), tying the lowest nine-hole score of the season on TOUR (Chez Reavie, Carlos Ortiz, Adam Svensson). Played the first seven holes in 7-under, becoming the first player to shoot 7-under or better on the first seven holes of a round since Ted Potter, Jr. at the 2018 AT&T Pebble Beach Pro-Am. Birdie/eagle streak of 7-under (Nos. 2-7) topped previous career-best (5-under/R1/2018 The RSM Classic) and tied the lowest of the season on the PGA TOUR. Previous career-best front-nine score was 31 (R2/2018 Mayakoba Golf Classic).

## National Team Selections

**Walker Cup** : 2017

## Career Records

PGA TOUR (Playoff Record: 0-0)												
Season	Events	Rounds	1st	2nd	3rd	Top 10	Top 25	Cuts Made	Cuts Missed	WD	FedExCup Rank	Earnings
<b>Total:</b>	<b>33</b>	<b>93</b>	<b>1</b>			<b>3</b>	<b>6</b>	<b>16</b>	<b>16</b>	<b>1</b>		
2019	26	76	1			3	6	14	11	1	62	\$1,695,748
2018	5	11						1	4			
	1 (A)	2										
2017	1 (A)	4						1	1			
(A) - Amateur												

Korn Ferry Tour (Playoff Record: 0-0)												
Season	Events	Rounds	1st	2nd	3rd	Top 10	Top 25	Cuts Made	Cuts Missed	WD	Priority Rank	Earnings
<b>Total:</b>	<b>21</b>	<b>74</b>	<b>1</b>			<b>5</b>	<b>10</b>	<b>16</b>	<b>5</b>			<b>\$278,671</b>
2018	21	74	1			5	10	16	5		11	\$278,671
(A) - Amateur												

## Top Tournaments

PGA TOUR									
2019	THE PLAYERS Championship	Masters Tournament	PGA Championship	U.S. Open	The Open Championship	WGC-HSBC Champions	WGC-Mexico	WGC-Dell Technologies Match Play	WGC-FedEx St. Jude Inv
2017	W/D		T54		T32				

FedEx Cup Playoffs			
2019	THE NORTHERN TRUST	Dell Technologies Championship	BMW Championship
2019	T21		T65
			TOUR Championship

## Personal

- Was introduced to golf by his grandfather, Mack, a Vietnam veteran, at the age of 2. He grew up playing a par-3 course near his house called the Foothill Golf Center where the monthly pass was \$50. His grandfather always reminded him "it's not where you come from, it's where you're going."
- Has one brother, Brent, and two sisters, Melissa and Madison.
- Is a First Tee alum.
- Has a tattoo of his grandparents' favorite Bible verse, Proverbs 3:6.
- Started his own foundation, The Cameron Champ Foundation, which is focused on accessible STEM education and golf development programming that fosters an environment for academic achievement and healthy living for children/youth from under-served communities.
- Calls working on cars and trucks "his escape."



# Kevin Chappell (CHAP-pull)

**Height:** 6'0" (1.83 m)  
**Weight:** 180 (82 kg)  
**Age:** 33 (July 8, 1986)  
**Birthplace:** Fresno, California  
**Residence:** Fresno, California  
**Family:** Wife, Elizabeth; Wyatt, Collins

**Education:** UCLA  
**Special Interests:** Boating, fishing  
**Turned Professional:** 2008  
**City plays from:** Fresno, CA, United States

## Exempt Status

Major Medical Extension

## Career Victories

### PGA TOUR Victories (1):

**2017 (1)** Valero Texas Open.

### Korn Ferry Tour Victories (1):

**2010 (1)** Fresh Express Classic at TPC Stonebrae.

## 2018-19 Season Highlights

Due to a back injury, limited to just three starts, making three cuts and finishing outside the top 125 in the FedExCup standings for the first time in nine seasons on TOUR (No. 194). Entered the 2019-20 season on a Major Medical Extension with 23 starts available to earn 268 points to equal No. 125 on the 2018-19 FedExCup points list (Pat Perez/376).

## PGA TOUR

**CIMB Classic** - Closed with a 7-under 65 for a T10 at the CIMB Classic in first start of the season.

## National Team Selections

**Presidents Cup** : 2017 **Palmer Cup** : 2008

## Career Records

### PGA TOUR (Playoff Record: 0-1)

Season	Events	Rounds	1st	2nd	3rd	Top 10	Top 25	Cuts Made	Cuts Missed	WD	FedExCup Rank	Earnings
<b>Total:</b>	<b>220</b>	<b>714</b>	<b>1</b>	<b>6</b>	<b>3</b>	<b>29</b>	<b>61</b>	<b>147</b>	<b>71</b>	<b>2</b>		
2019	3	12				1	1	3			194	\$257,024
2018	23	74				4	7	16	7		83	\$1,608,338
2017	27	90	1			5	8	21	6		27	\$3,149,615
2016	27	93		4	1	8	8	19	8		8	\$4,501,050
2015	26	86				2	11	17	9		52	\$1,281,552
2014	28	96				1	9	22	6		55	\$1,343,412
2013	24	80		1		3	7	16	8		45	\$1,589,839
2012	29	87				1	5	18	9	2	114	\$647,510
2011	26	78		1	2	3	3	13	13		84	\$1,339,640
2010	2	7					1	1	1			
2009	3	7				1	1	1	2			
2008	2	4							2			

(A) - Amateur

### Korn Ferry Tour (Playoff Record: 0-0)

Season	Events	Rounds	1st	2nd	3rd	Top 10	Top 25	Cuts Made	Cuts Missed	WD	Priority Rank	Earnings
<b>Total:</b>	<b>37</b>	<b>121</b>	<b>1</b>	<b>1</b>	<b>1</b>	<b>9</b>	<b>14</b>	<b>24</b>	<b>13</b>			<b>\$408,029</b>
2019	2	8						2			104	\$5,324
2011	1	4						1				\$1,575
2010	24	75	1	1	1	7	10	14	10			\$326,507
2009	9	30				2	4	6	3			\$71,099
2008	1	4						1				\$3,525

(A) - Amateur

## Top Tournaments

PGA TOUR	THE PLAYERS Championship	Masters Tournament	PGA Championship	U.S. Open	The Open Championship	WGC-HSBC Champions	WGC-Mexico	WGC-Dell Technologies Match Play	WGC-FedEx St. Jude Inv
2018	CUT	CUT	T65	65	T6		T30	T36	T39
2017	T35	T7	T33	T23	CUT	T35	T55	T39	T13
2016	2		CUT	CUT	T53				T3
2015	CUT		T43	T46					
2014	T26		T13						
2013	T68		CUT	T32					
2012	CUT	T44		T10					
2011	T69			T3					

### FedExCup Playoffs

	THE NORTHERN TRUST	Dell Technologies Championship	BMW Championship	TOUR Championship
2018	CUT	T35		
2017	T6	T35	T12	T28
2016	T31	T8	T61	T2 (P)
2015	T24	T12	T23	
2014	T30	T50	T16	
2013	T15	T22	T62	
2012	CUT			
2011	T32	CUT		

## Personal

- No personal information to share



# K.J. Choi<sup>(CHOY)</sup>

**Height:** 5'8" (1.73 m)  
**Weight:** 185 (84 kg)  
**Age:** 49 (May 19, 1970)  
**Birthplace:** Wando, South Korea  
**Residence:** Westlake, Texas  
**Family:** Wife, Hyunjung Kim; Hohjun "David", Amanda, Daniel

**Special Interests:** Movies  
**Turned Professional:** 1994  
**City plays from:** Dallas, TX, United States

## Exempt Status

Major Medical Extension

## Career Victories

### PGA TOUR Victories (8):

**2002 (2)** Compaq Classic of New Orleans, Tampa Bay Classic presented by Buick. **2005 (1)** Chrysler Classic of Greensboro. **2006 (1)** Chrysler Championship. **2007 (2)** the Memorial Tournament presented by Morgan Stanley, AT&T National. **2008 (1)** Sony Open in Hawaii. **2011 (1)** THE PLAYERS Championship.

### International Victories (10):

**1999** Ube Kosan Open [Jpn]. **1999** Kirin Open [Jpn]. **2003** S.K. Telecom Open [Asia]. **2005** S.K. Telecom Open [Asia]. **2009** Iskandar Johor Open [Asia]. **2011** Cj Invitational [Asia]. **2012** Cj Invitational [Asia]. **2003** Linde German Masters [Eur].

## 2018-19 Season Highlights

Made three cuts in seven starts and finished No. 210 in the FedExCup standings. Entered the 2019-20 season on a Major Medical Extension with two starts available to earn 198 points to equal No. 125 on the 2017-18 FedExCup points list (Seamus Power/377).

## PGA TOUR

**RBC Heritage** - Held a share of the lead at one point during the final round of the RBC Heritage before carding a 1-over 72 for a T10. Represented first top-10 on the PGA TOUR since a T5 at the 2018 Corales Puntacana Resort & Club Championship.

## National Team Selections

**Presidents Cup** : 2003, 2007, 2011 **World Cup** : 1997, 2002, 2003, 2005, 2013

## Career Records

PGA TOUR (Playoff Record: 1 - 0)												
Season	Events	Rounds	1st	2nd	3rd	Top 10	Top 25	Cuts Made	Cuts Missed	WD	FedExCup Rank	Earnings
<b>Total:</b>	<b>462</b>	<b>1500</b>	<b>8</b>	<b>7</b>	<b>5</b>	<b>68</b>	<b>148</b>	<b>328</b>	<b>132</b>			<b>\$32,500,838</b>
2019	7	18				1	1	3	4		210	\$185,952
2018	14	38				1	6	6	8		188	\$219,405
2017	25	66					3	11	14		177	\$292,716
2016	22	73		1		2	5	14	8		91	\$1,328,448
2015	19	62					2	14	5		152	\$448,864
2014	23	80		2		2	6	17	6		69	\$1,677,848
2013	24	84				2	6	20	4		73	\$973,751
2012	21	70					6	16	5		98	\$969,057
2011	22	75	1	1	2	8	10	18	4		11	\$4,434,691
2010	22	82		1		1	4	9	3		15	\$2,199,962
2009	22	64			1	1	6	13	9		101	\$968,506
2008	21	70	1			5	12	16	5		12	\$2,683,442
2007	25	85	2	1		7	17	21	3	2	4	\$4,587,859
2006	26	92	1			4	10	22	4			\$2,376,548
2005	24	73	1			3	7	18	5	1		\$1,765,374
2004	24	82			1	7	10	19	5			\$2,077,775
2003	32	106		1		6	13	25	7			\$1,999,663
2002	27	89	2			7	11	19	8			\$2,204,907
2001	29	92				5	8	19	10			\$800,326
2000	30	89				1	4	16	14			\$305,745
1999	2	8					1	2				\$31,457
1998	1	2							1			

(A) - Amateur

## Top Tournaments

PGA TOUR	THE PLAYERS Championship	Masters Tournament	PGA Championship	U.S. Open	The Open Championship	WGC-HSBC Champions	WGC-Mexico	WGC-Dell Technologies Match Play	WGC-FedEx St. Jude Inv
2017	CUT								
2016	T43		T22						
2015	T42								
2014	T13	T34	CUT		CUT				
2013	T48	T46	T47	T32	T44			T33	
2012	CUT	CUT	T54	T15	T39		T35	T33	T8
2011	T(P)	T8	T39	CUT	T44		T39	T17	T59
2010	T34	T4	T39	T47	CUT	T16			T46
2009	T71	CUT	T24	T47	CUT	T30			T45
2008	CUT	41	CUT	CUT	T16				T16
2007	T23	T27	T12	CUT	T8		T12	T5	T11
2006	T16	CUT	T7	CUT	CUT		T19	T17	
2005	CUT	T33	T40	T15	T41		T32	T33	T22
2004	T42	3	T6	T31	T16		T43	T33	T51
2003	CUT	T15	T69	CUT	T22		T57	T33	T58
2002	T28		CUT	T30	CUT		T6	T17	T53
2001			T29	CUT					T19
1999					T49				
1998					CUT				

FedExCup Playoffs			
THE NORTHERN TRUST	Dell Technologies Championship	BMW Championship	TOUR Championship
2016	CUT		
2014	T71	T35	
2013	T68	T41	
2012	T73	CUT	
2011	T32	CUT	T10
2010	CUT	T45	T3
2009	CUT		T7
2008	T12	T21	T5
2007	2	W/D	T38

## Personal

- Interest in golf grew after one of his high school teachers recommended he try the sport. Began studying Jack Nicklaus lesson books and videos and spent long hours hitting practice balls on his island home's only practice range. First Korean to earn a PGA TOUR card.
- Grew up the son of a farmer/fisherman and as a teenage powerlifter earned the nickname "Tank" because he could squat 350 pounds although he weighed a mere 95 pounds. He didn't have the upper-body strength to pursue that sport, so he turned to golf at age 16.
- After his 2005 victory at the Wyndham Championship, donated \$90,000 to the Korean Presbyterian Church in Greensboro, N.C., that he has attended each year he played the tournament.
- Following his win at the 2011 PLAYERS Championship, donated \$200,000 to help victims of the tornadoes that ravaged the southeastern United States in April of that year.
- Through the K.J. Choi Foundation (kchoifoundation.org), donated his \$100,000 winnings from the 2013 ISPS Handa World Cup to help with the Typhoon Haiyan relief efforts in the Philippines. The funds, sent to the American Red Cross in conjunction with the Philippines' chapter of the Red Cross, were used to provide relief supplies to the areas worst hit by the typhoon.



# Stewart Cink

**Height:** 6'4" (1.93 m)  
**Weight:** 205 (93 kg)  
**Age:** 46 (May 21, 1973)  
**Birthplace:** Huntsville, Alabama  
**Residence:** Duluth, Georgia  
**Family:** Wife, Lisa; Connor Stewart, Reagan Braswell

**Education:** Georgia Tech (1995, Management)  
**Special Interests:** Family, boating, water sports, hiking, barbecue, snow skiing  
**Turned Professional:** 1995  
**City plays from:** Duluth, GA, United States

## Exempt Status

Minor Medical Extension

## Career Victories

### PGA TOUR Victories (6):

**1997 (1)** Canon Greater Hartford Open. **2000 (1)** MCI Classic. **2004 (2)** MCI Heritage, World Golf Championships-NEC Invitational. **2008 (1)** Travelers Championship. **2009 (1)** The Open Championship.

### Korn Ferry Tour Victories (3):

**1996 (3)** NIKE Ozarks Open, NIKE Colorado Classic, NIKE TOUR Championship.

### International Victories (2):

### Other Victories (2):

**2007** CVS Caremark Charity Classic [with J.J. Henry]. **2006** Wendy's 3-Tour Challenge [with Zach Johnson and Scott Verplank].

## 2018-19 Season Highlights

Made eight cuts in 16 starts, with three top-25s, and finished the season No. 179 in the FedExCup standings. Entered the 2019-20 season on a Minor Medical Extension with eight starts available to earn 216 points to equal No. 125 on the 2018-19 FedExCup points list (Pat Perez/376).

## National Team Selections

**Presidents Cup :** 2000, 2005, 2007, 2009 **Ryder Cup :** 2002, 2004, 2006, 2008, 2010 **World Cup :** 2005, 2006

## Career Records

PGA TOUR (Playoff Record: 2 - 2)													
Season	Events	Rounds	1st	2nd	3rd	Top 10	Top 25	Cuts Made	Cuts Missed	WD	FedExCup Rank	Earnings	
<b>Total:</b>	<b>581</b>	<b>1970</b>	<b>6</b>	<b>11</b>	<b>9</b>	<b>98</b>	<b>239</b>	<b>442</b>	<b>138</b>	<b>1</b>		<b>\$37,670,521</b>	
2019	16	47						8	8		179	\$368,008	
2018	25	87		1		3	8	18	7		73	\$1,887,208	
2017	26	93				3	10	20	6		53	\$1,463,923	
2016	19	61					3	11	8		147	\$437,855	
2015	23	77				1	3	15	8		102	\$694,655	
2014	25	91					6	21	4		80	\$929,166	
2013	22	71				3	6	14	8		76	\$1,052,712	
2012	22	67					4	14	7	1	139	\$477,173	
2011	22	70				1	6	14	8		98	\$909,162	
2010	23	80				3	12	19	4		38	\$1,573,636	
2009	22	73	1		1	4	8	17	5		28	\$2,821,030	
2008	23	81	1	2	2	7	12	20	3		9	\$3,979,301	
2007	25	88			1	6	13	21	4	26		\$2,483,146	
2006	26	88		1		7	16	22	4			\$2,755,911	
2005	26	90			1	5	10	23	3			\$1,733,049	
2004	28	97	2	1		10	20	24	4			\$4,450,270	
2003	28	100		2		6	14	23	5			\$1,781,885	
2002	27	88				4	8	20	7			\$894,212	
2001	29	97			2	6	14	22	7			\$1,743,028	
2000	27	95	1	1	1	9	15	23	4			\$2,169,727	
1999	27	92		1	1	8	14	21	6			\$1,255,100	
1998	28	97		1		6	15	23	5			\$833,648	
1997	31	99	1	1		4	13	19	12			\$809,580	
1996	5	19				1	4	5				\$108,710	
1995	5	18				1	2	4	1			\$58,426	
(A) - Amateur													

(A) - Amateur

Korn Ferry Tour (Playoff Record: 1 - 1)													
Season	Events	Rounds	1st	2nd	3rd	Top 10	Top 25	Cuts Made	Cuts Missed	WD	Priority Rank	Earnings	
<b>Total:</b>	<b>26</b>	<b>89</b>	<b>3</b>	<b>2</b>	<b>1</b>	<b>14</b>	<b>18</b>	<b>20</b>	<b>6</b>				
2019	2	6						1	1		91	\$5,475	
1996	21	75	3	2	1	14	17	18	3			\$251,699	
1995	3	8					1	1	2			\$2,936	

(A) - Amateur

## Top Tournaments

PGA TOUR	THE PLAYERS Championship	Masters Tournament	PGA Championship	U.S. Open	The Open Championship	WGC-HSBC Champions	WGC-Mexico	WGC-Dell Technologies Match Play	WGC-FedEx St. Jude Inv
2019	CUT				T20				
2018	CUT	CUT			T24				
2017			T4		CUT				
2015	CUT			T46	T20				
2014	T38	T14	CUT	T54	T47				
2013	CUT	T25	CUT	CUT	T26				
2012	T64	T50	CUT	CUT	CUT				
2011	T19	CUT	CUT	CUT	T30			T17	T45
2010	CUT	CUT	T18	T40	T48		T37	T5	T19
2009	T76	CUT	T67	T27	1(P)	T51	T59	3	T6
2008	T21	T3	CUT	T14	CUT		T20	2	T43
2007	T3	T17	T32	CUT	T6		T45	T9	T56
2006	CUT	10	T24	T37	CUT		T13	T33	2(P)
2005	T32	T20	T28	T15	CUT		T46	T5	T41
2004	T22	T17	CUT	CUT	T14		T23	T17	T41
2003	T39		CUT	T28	T34				T61
2002	CUT	T24	T10	CUT	T59			T33	T47
2001	CUT	CUT	T59	3	T30			T33	T13
2000	T33	T28	T15	T8	T41			T33	7
1999	CUT	T27	T3	T32	CUT		T4	T9	
1998	T42	T23	CUT	T10	T66				
1997		CUT	CUT	T13					
1996				T16					

FedExCup Playoffs			
THE NORTHERN TRUST	Dell Technologies Championship	BMW Championship	TOUR Championship
2018	CUT	T62	
2017	CUT	12	
2015	T39		T27
2014	T15	T50	
2013	T68	T27	
2011	CUT	CUT	
2010	T15	T18	T21
2009	T28	CUT	T23
2008	T38	T33	T60
2007	T25	CUT	T17

## Personal

- Took up the game when his parents, single-digit handicappers, left him at a driving range before he was old enough to go on the course.
- Was a husband and a father while still at Georgia Tech.
- Member of East Lake GC, host venue of the TOUR Championship.
- Outdoor enthusiast who loves hiking, camping, biking and skiing.
- With the news of his wife Lisa's diagnosis with breast cancer, withdrew from the 2016 Wells Fargo Championship and did not compete on TOUR for six weeks in April and May.
- Competitors at THE PLAYERS Championship in 2016 wore pink ribbons during the final round in honor of Lisa.
- In his second start back to competition, the 2016 FedEx St. Jude Classic, cancer patients from St. Jude Children's Research Hospital drew pictures on get well cards for Lisa, who was at TPC Southwind with Stewart.



# Tim Clark

**Height:** 5'7" (1.7 m)  
**Weight:** 165 (75 kg)  
**Age:** 43 (December 17, 1975)  
**Birthplace:** Durban, South Africa  
**Residence:** Scottsdale, Arizona  
**Family:** Wife, Candice; Jack, Gabrielle

**Education:** North Carolina State University  
**Special Interests:** Darts, pool, ping-pong, remote-control planes, fishing  
**Turned Professional:** 1998  
**City plays from:** South Africa

## Exempt Status

Top 50 in career earnings (thru 2019-20)

## Career Victories

### PGA TOUR Victories (2):

**2010 (1)** THE PLAYERS Championship. **2014 (1)** RBC Canadian Open.

### Korn Ferry Tour Victories (2):

**2000 (2)** BUY.COM Fort Smith Classic, BUY.COM Boise Open.

### International Victories (6):

**1998** New Brunswick Open [Can]. **1998** Canadian PGA Championship [Can]. **2002** Bell's South African Open [Eur]. **2005** South African Airways Open [Eur]. **2005** Barclays Scottish Open [Eur].

### Other Victories (3):

**2006** CVS Charity Classic [with Nick Price]. **1998** Canadian PGA Championship [Can]. **1998** New Brunswick Open [Can].

## National Team Selections

**Presidents Cup** : 2003, 2005, 2009 **World Cup** : 2002, 2005

## Career Records

PGA TOUR (Playoff Record: 0 - 2)													
Season	Events	Rounds	1st	2nd	3rd	Top 10	Top 25	Cuts Made	Cuts Missed	WD	FedExCup Rank	Earnings	
<b>Total:</b>	<b>309</b>	<b>992</b>	<b>2</b>	<b>13</b>	<b>2</b>	<b>54</b>	<b>120</b>	<b>211</b>	<b>92</b>	<b>5</b>		<b>\$23,942,321</b>	
2016	7	19					2	2	5		205	\$110,361	
2015	13	40		1		1	2	8	5		121	\$1,028,139	
2014	26	75	1	1		3	6	14	10	2	54	\$2,066,344	
2013	20	61		1		3	5	12	8		80	\$1,355,952	
2012	20	60		1		3	7	11	8		56	\$1,407,028	
2011	4	11		1		1	2	2	1	1	137	\$571,000	
2010	24	85	1	1		7	12	20	4		24	\$3,530,002	
2009	23	78		1		5	11	19	3	1	36	\$2,235,105	
2008	27	89		1		3	9	19	8		30	\$1,722,030	
2007	19	64		3		6	12	15	4		21	\$2,615,152	
2006	22	79		1		4	11	19	3			\$1,974,931	
2005	26	87		1	1	6	16	22	4			\$2,310,037	
2004	26	84				6	9	16	10			\$1,108,190	
2003	25	78			1	3	10	16	9			\$1,253,690	
2002	23	73				3	7	15	8			\$632,609	
2001	3	7						1	1	1		\$21,750	
1998	1 (A)	2							1				

(A) - Amateur

Korn Ferry Tour (Playoff Record: 0 - 0)													
Season	Events	Rounds	1st	2nd	3rd	Top 10	Top 25	Cuts Made	Cuts Missed	WD	Priority Rank	Earnings	
<b>Total:</b>	<b>58</b>	<b>177</b>	<b>2</b>		<b>2</b>	<b>11</b>	<b>18</b>	<b>32</b>	<b>24</b>	<b>2</b>			
2001	4	10				1	1	1	3			\$16,200	
2000	27	84	2		1	7	11	16	9	2		\$288,056	
1999	25	77			1	3	6	14	11			\$57,220	
1998	1 (A)	2							1				
1998	1 (A)	4						1					

(A) - Amateur

## Top Tournaments

PGA TOUR	THE PLAYERS Championship	Masters Tournament	PGA Championship	U.S. Open	The Open Championship	WGC-HSBC Champions	WGC-Mexico	WGC-Dell Technologies Match Play	WGC-FedEx St. Jude Inv
2015	CUT		CUT			2 (P)			
2014	CUT	CUT	CUT						T50
2013	CUT	T11	T68	CUT	T44		T60	T9	
2012	T25	CUT	T11	CUT	CUT				
2011	W/D	CUT							DNS
2010	1	CUT	T39	T12	CUT	T25	DNS	T9	T58
2009	T9	T13	T16	T40	CUT		T22	T9	T29
2008	CUT	CUT	T55	T48	CUT		T27	T33	T20
2007	T68	T13	CUT	T17			T12	T17	T6
2006	CUT	2	T24	CUT	T56		T63	T33	T4
2005	CUT	T39	T17	T3	T23		T26	T33	T51
2004	CUT	CUT	CUT	T13	CUT		T18	T33	T48
2003	T21	T13	3	CUT				T33	T64
2002			T53		CUT		62		
1998		CUT							

FedExCup Playoffs			
THE NORTHERN TRUST	Dell Technologies Championship	BMW Championship	TOUR Championship
2015	CUT		
2014	W/D	T36	
2013	CUT	T59	
2012	T10		
2010	CUT	T21	T13
2009	T24	CUT	T30
2008	T38	T15	T8
2007	T17	CUT	T5

## Personal

- Was the college teammate of fellow TOUR player Carl Pettersson at North Carolina State University.
- Recorded his first hole-in-one when he was age 8.
- Donated his first-place share of approximately \$20,000 at the November 2005 Nelson Mandela Invitational to a deaf girl from the Caryl du Toit School for the Hearing Impaired in Tygerberg, South Africa, who needed implant surgery. "It put into perspective what life is all aboutâ€"and it's not about all those putts I'm able to put away or miss at the crucial stages of an event, but life in general," he said.



# Wyndham Clark

**Height:** 6'0" (1.83 m)  
**Weight:** 172 (78 kg)  
**Age:** 25 (December 9, 1993)  
**Birthplace:** Denver, Colorado  
**Residence:** Las Vegas, Nevada  
**Family:** Single

**Education:** University of Oregon (2017, Business)  
**Turned Professional:** 2017  
**City plays from:** Denver, CO, United States

## Exempt Status

Top 125 in 2018-19 FedExCup standings (thru 2019-20)

## Career Victories

None.

## Player Statistics

**Career Low Round:** 64 - 2019 3M Open (Round 3)

**Career High FedExCup Rank:** #31 : 2019 Safeway Open

**Career High Official World Golf Rank:** #149 : 2019 BMW Championship

**Career Largest Paycheck:** \$243,200 : 2019 3M Open (Finished 5)

## 2018-19 Season Highlights

Was one of eight rookies to qualify for the FedExCup Playoffs and one of five to advance to the BMW Championship, ending the season at No. 64 in the FedExCup standings. Earned three top-10s, the first of his career, and made 19 cuts in 27 starts.

## PGA TOUR

**The Honda Classic** - Making his first start at The Honda Classic, held the third-round lead at 7-under 2013 before finishing T7. Represented second top-10 in first 19 starts on TOUR. Led the field in total feet of putts made (107'1" per round).  
**3M Open** - Recorded first career top-five with a T5 at the 3M Open. Led the field in Driving Distance (327.9 yards).

## National Team Selections

**Arnold Palmer Cup** : 2014

## Career Records

PGA TOUR (Playoff Record: 0 - 0)												
Season	Events	Rounds	1st	2nd	3rd	Top 10	Top 25	Cuts Made	Cuts Missed	WD	FedExCup Rank	Earnings
<b>Total:</b>	<b>35</b>	<b>103</b>				<b>3</b>	<b>9</b>	<b>21</b>	<b>13</b>			
2019	27	85				3	8	19	7		64	\$1,278,721
2018	3	8					1	1	2			
2017	5	10						1	4			
(A) - Amateur												

Korn Ferry Tour (Playoff Record: 0 - 0)												
Season	Events	Rounds	1st	2nd	3rd	Top 10	Top 25	Cuts Made	Cuts Missed	WD	Priority Rank	Earnings
<b>Total:</b>	<b>26</b>	<b>78</b>		<b>1</b>	<b>1</b>	<b>4</b>	<b>9</b>	<b>13</b>	<b>13</b>			<b>\$197,470</b>
2019	1	2							1			
2018	24	72		1	1	4	8	12	12		35	\$192,473
2017	1	4					1	1				\$4,997
(A) - Amateur												

## Top Tournaments

PGA TOUR									
THE PLAYERS Championship	Masters Tournament	PGA Championship	U.S. Open	The Open Championship	WGC-HSBC Champions	WGC-Mexico	WGC-Dell Technologies Match Play	WGC-FedEx St. Jude Inv	
2019	DQ								

FedExCup Playoffs			
THE NORTHERN TRUST	Dell Technologies Championship	BMW Championship	TOUR Championship
2019	T18	T31	

## Personal

- He would like to start a breast cancer foundation.
- Watching Tiger Woods at the PGA Championship at Southern Hills was one of his favorite events he's attended.
- Is good at ping pong.



# Chad Collins

**Height:** 5'9" (1.75 m)  
**Weight:** 175 (79 kg)  
**Age:** 40 (September 20, 1978)  
**Birthplace:** Indianapolis, Indiana  
**Residence:** Cloverdale, Indiana  
**Family:** Single

**Education:** Methodist University (2001, Business Administration)  
**Special Interests:** Fitness, fishing, hunting, camping  
**Turned Professional:** 2001  
**City plays from:** Cloverdale, IN, United States

## Exempt Status

Korn Ferry Tour Medical Extension

## Career Victories

### Korn Ferry Tour Victories (2):

**2005 (1)** Henrico County Open Pres'd by Saxon Capital, Inc... **2009 (1)** Miccosukee Championship.

## Player Statistics

**Career Low Round:** 60 - 2017 Barbasol Championship (Round 2)

**Career High FedExCup Rank:** #20 : 2010 Bob Hope Classic

**Career High Official World Golf Rank:** #127 : 2010 Waste Management Phoenix Open

**Career Largest Paycheck:** \$421,600 : 2016 Valero Texas Open (Finished 3)

## 2018-19 Season Highlights

Made five cuts in 15 starts and finished outside the top 200 in the FedExCup standings for the first time in his career (No. 238). Entered the 2019-20 season competing out of the Korn Ferry Tour Medical category with four starts available to earn 363 points to equal No. 125 on the 2017-18 FedExCup points list (Seamus Power/377).

## Career Records

PGA TOUR (Playoff Record: 0 - 0)												
Season	Events	Rounds	1st	2nd	3rd	Top 10	Top 25	Cuts Made	Cuts Missed	WD	FedExCup Rank	Earnings
<b>Total:</b>	<b>195</b>	<b>556</b>		<b>1</b>	<b>1</b>	<b>8</b>	<b>23</b>	<b>86</b>	<b>108</b>	<b>1</b>		
2019	15	39						5	10		238	\$59,164
2017	26	62		1		2	2	6	20		143	\$693,743
2016	26	73			1	1	3	10	16		136	\$734,548
2015	24	79				1	4	16	8		120	\$747,899
2014	28	74				1	2	11	17		159	\$408,434
2012	9	19							9			
2011	16	47					1	7	8	1	192	\$183,510
2010	26	87				3	7	18	8		96	\$815,961
2008	24	72					4	12	12		197	\$339,959
2006	1	4						1				

(A) - Amateur

Korn Ferry Tour (Playoff Record: 0 - 0)												
Season	Events	Rounds	1st	2nd	3rd	Top 10	Top 25	Cuts Made	Cuts Missed	WD	Priority Rank	Earnings
<b>Total:</b>	<b>157</b>	<b>502</b>	<b>2</b>	<b>5</b>	<b>4</b>	<b>28</b>	<b>46</b>	<b>93</b>	<b>64</b>			<b>\$1,258,986</b>
2019	3	6						1	3			\$2,554
2018	3	8							2			\$44,348
2017	4	14				1	2	3	1		45	\$37,995
2014	4	14				1	1	3	1		47	\$173,894
2013	24	80			3	4	8	16	8		25	\$8,252
2012	8	23						3	5			\$415,114
2009	25	86	1	3		7	12	18	7			\$209,876
2007	28	89		1		5	9	16	12			\$180,167
2006	26	79		1	1	6	7	13	13			\$152,795
2005	25	79	1			3	5	15	10			\$31,150
2004	5	18				1	2	4	1			\$2,841
2002	1	2							1			
2001	1	4						1				

(A) - Amateur

## Top Tournaments

PGA TOUR									
	THE PLAYERS Championship	Masters Tournament	PGA Championship	U.S. Open	The Open Championship	WGC-HSBC Champions	WGC-Mexico	WGC-Dell Technologies Match Play	WGC-FedEx St. Jude Inv
2016	CUT								
2014				CUT					
2011	CUT								
2010	CUT								
2006				T40					

FedExCup Playoffs			
	THE NORTHERN TRUST	Dell Technologies Championship	BMW Championship
2015	CUT		
2010	T64	CUT	

## Personal

- Passions are archery, bow hunting and fishing.
- Lives on farm in Cloverdale, Indiana where population is approximately 2,000.
- Lists his father as his hero.
- If he weren't a golfer, says he would be in farming.



# Corey Connors

**Height:** 6'0" (1.83 m)  
**Weight:** 190 (86 kg)  
**Age:** 27 (January 6, 1992)  
**Birthplace:** Listowel, Ontario, Canada  
**Residence:** Listowel, Ontario, Canada  
**Family:** Wife, Malory

**Education:** Kent State University (2014, Actuarial Mathematics)  
**Special Interests:** Ice hockey, fishing  
**Turned Professional:** 2015  
**City plays from:** Listowel, ON, Canada

## Exempt Status

Tournament winner (thru 2020-21)

## Career Victories

### PGA TOUR Victories (1):

2019 (1) Valero Texas Open.

## Player Statistics

**Career Low Round:** 63 - 2018 Fort Worth Invitational (Round 3)

**Career High FedExCup Rank:** #13 : 2019 Valero Texas Open

**Career High Official World Golf Rank:** #71 : 2019 TOUR Championship

**Career Largest Paycheck:** \$1,350,000 : 2019 Valero Texas Open (Finished 1)

## 2018-19 Season Highlights

Earned first career PGA TOUR title at the Valero Texas Open and qualified for the FedExCup Playoffs for the first time in his career, advancing to the TOUR Championship and ending the season tied for 26th in the FedExCup standings. Became the first player to advance from the Monday qualifier and win on the PGA TOUR since 2010. Led the TOUR in Greens in Regulation Percentage (73.06%). Posted four top-10s and made 16 cuts in 28 starts.

## PGA TOUR

**Sanderson Farms Championship** - Came in second to Cameron Champ at the Sanderson Farms Championship. Shot a third-round 64 that included nine birdies and one bogey, entering the final round four strokes behind Champ at 13-under 203. Runner-up was first career top-five result on the PGA TOUR. **Sony Open in Hawaii** - As a Monday qualifier, recorded four scores in the 60s to finish T3 at the Sony Open in Hawaii, five strokes behind champion Matt Kuchar. Closed the event with matching 6-under 64s, carding multiple scores of 65 or better for the first time in his career. **Valero Texas Open** - After entering the final round of the Valero Texas Open trailing Si Woo Kim by one stroke, fired a 6-under 66 to claim his first career PGA TOUR win in his 51st start at the age of 27 years, 3 months, 1 day. Became the first Monday Qualifier to win on the PGA TOUR since Arjun Atwal at the 2010 Wyndham Championship. Joined 14 other Canadians as winners on the PGA TOUR and became the fifth international winner on TOUR in as many weeks. Made 29 birdies for the week, tied with Roger Sloan (2019 Desert Classic) for the most on TOUR since Michael Kim made 30 at the 2018 John Deere Classic.

## National Team Selections

**Aruba Cup** : 2016 **Eisenhower Trophy** : 2012, 2014

## Career Records

### PGA TOUR (Playoff Record: 0-0)

Season	Events	Rounds	1st	2nd	3rd	Top 10	Top 25	Cuts Made	Cuts Missed	WD	FedExCup Rank	Earnings
<b>Total:</b>	<b>66</b>	<b>201</b>	<b>1</b>	<b>1</b>	<b>1</b>	<b>5</b>	<b>10</b>	<b>37</b>	<b>29</b>			
2019	28	86	1	1	1	4	7	16	12		26	\$2,919,864
2018	28	93				1	3	20	8		130	\$728,296
2017	1	2							1			
2016	1	4						1				
2015	4	8							4			
	2 (A)	4							2			
2014	1 (A)	2							1			
2013	1 (A)	2							1			
(A) - Amateur												

### Korn Ferry Tour (Playoff Record: 0-0)

Season	Events	Rounds	1st	2nd	3rd	Top 10	Top 25	Cuts Made	Cuts Missed	WD	Priority Rank	Earnings
<b>Total:</b>	<b>31</b>	<b>103</b>				<b>3</b>	<b>10</b>	<b>21</b>	<b>10</b>			<b>\$175,887</b>
2018	4	12					1	2	2		83	\$13,227
2017	23	77				3	7	16	7		41	\$140,883
2015	4	14					2	3	1			\$21,777
(A) - Amateur												

## Top Tournaments

PGA TOUR	THE PLAYERS Championship	Masters Tournament	PGA Championship	U.S. Open	The Open Championship	WGC-HSBC Champions	WGC-Mexico	WGC-Dell Technologies Match Play	WGC-FedEx St. Jude Inv
2019	T41	T46	T64		CUT				T27
2017				CUT					
2015		CUT							

### FedExCup Playoffs

THE NORTHERN TRUST	Dell Technologies Championship	BMW Championship	TOUR Championship
2019 T21		T7	T26

## Personal

- Has two sisters, Nicole and Sarah. Nicole is his twin sister.
- Is a huge hockey fan. Was a member of his high school hockey team that won a Provincial Hockey Championship.
- Favorite professional team is the NHL's Toronto Maple Leafs.
- Good friends with fellow TOUR player and Canadian Mackenzie Hughes. The pair played junior golf together and were college teammates at Kent State. Hughes was by the green for Connors' first PGA TOUR win at the 2019 Valero Texas Open.
- Is a bit of a mathematical genius. Studied actuary math in college at Kent State and was a two-time Academic All-American.



# Austin Cook

**Height:** 5'7" (1.7 m)  
**Weight:** 160 (73 kg)  
**Age:** 28 (March 13, 1991)  
**Birthplace:** Little Rock, Arkansas  
**Residence:** Jonesboro, Arkansas  
**Family:** Wife, Crys; Cameron

**Education:** University of Arkansas (2013, Biology)  
**Special Interests:** Hunting, cooking, woodworking  
**Turned Professional:** 2014  
**City plays from:** Jonesboro, AR, United States

## Exempt Status

Tournament winner (thru 2019-20)

## Career Victories

### PGA TOUR Victories (1):

2018 (1) The RSM Classic.

## Player Statistics

**Career Low Round:** 62 - 2018 The RSM Classic (Round 2)

**Career High FedExCup Rank:** #3 : 2018 The RSM Classic

**Career High Official World Golf Rank:** #96 : 2018 The Open Championship

**Career Largest Paycheck:** \$1,116,000 : 2018 The RSM Classic (Finished 1)

## 2018-19 Season Highlights

### PGA TOUR

**Valspar Championship** - Holed out from the bunker for birdie at the 72nd hole to finish T9 at the Valspar Championship. Opened with scores of 69-67 to hold the 36-hole co-lead with eventual champion Paul Casey. **Barbasol Championship** - Collected second top-10 at the Barbasol Championship in as many starts, finishing T4. Carded five eagles for the week, becoming the first player to record five or more eagles in a single event since Keegan Bradley and Brandt Snedeker did so at the 2018 RBC Canadian Open.

## Career Records

PGA TOUR (Playoff Record: 0-0)											
Season	Events	Rounds	1st	2nd	3rd	Top 10	Top 25	Cuts Made	Cuts Missed	WD	FedExCup Rank
<b>Total:</b>	<b>62</b>	<b>201</b>	<b>1</b>			<b>7</b>	<b>20</b>	<b>43</b>	<b>19</b>		
2019	23	64				2	6	12	11		130
2018	29	107	1			3	8	24	5		38
2017	1	2							1		
2016	1	2							1		
2015	7	22				2	5	6	1		
2014	1	4					1	1	1		

(A) - Amateur

Korn Ferry Tour (Playoff Record: 0-0)											
Season	Events	Rounds	1st	2nd	3rd	Top 10	Top 25	Cuts Made	Cuts Missed	WD	Priority Rank
<b>Total:</b>	<b>52</b>	<b>175</b>		<b>1</b>	<b>1</b>	<b>12</b>	<b>24</b>	<b>36</b>	<b>16</b>		
2017	24	83		1	1	8	15	18	6		20
2016	23	76				4	8	15	8		52
2015	5	16					1	3	2		76

(A) - Amateur

## Top Tournaments

PGA TOUR									
THE PLAYERS Championship	Masters Tournament	PGA Championship	U.S. Open	The Open Championship	WGC-HSBC Champions	WGC-Mexico	WGC-Dell Technologies Match Play	WGC-FedEx St. Jude Inv	
2019 CUT									
2018 T46	CUT	T50		T28					T53

FedExCup Playoffs			
THE NORTHERN TRUST	Dell Technologies Championship	BMW Championship	TOUR Championship
2018 T60	T62	T29	

## Personal

- Favorite book is The Bible. Favorite place to visit is Big Mountain in Montana.
- Dream foursome includes Gary Player, Jack Nicklaus and Arnold Palmer.
- Would like to trade places with "Duck Dynasty's" Willie Robertson for a day because he thinks it would be a lot of fun.
- Most famous person he's met is Evander Holyfield at baggage claim at the Jacksonville International Airport.
- Is involved with the St. Jude Children's Hospital and loves hanging out and working with special-needs children.



# Vince Covello

**Height:** 6'2" (1.88 m)  
**Weight:** 190 (86 kg)  
**Age:** 36 (November 26, 1982)  
**Birthplace:** Springfield, Pennsylvania  
**Residence:** Atlantic Beach, Florida  
**Family:** Single

**Education:** University of North Florida  
**Special Interests:** Snowboarding, fishing  
**Turned Professional:** 2004  
**City plays from:** Philadelphia, PA, United States

## Exempt Status

Top 50 from 2019 Korn Ferry Tour (thru 2019-20)

## Career Victories

### Korn Ferry Tour Victories (1):

**2019 (1)** Chitimacha Louisiana Open presented by MISTRAS.

## Player Statistics

**Career Low Round:** 77 - 2013 FedEx St. Jude Classic (Round 1)

**Career High FedEx Cup Rank:**

**Career High Official World Golf Rank:** #374 : 2019 Travelers Championship

**Career Largest Paycheck:**

## 2018-19 Season Highlights

Won his first Korn Ferry Tour title at the Chitimacha Louisiana Open presented by MISTRAS and earned PGA TOUR membership by finishing No. 20 on the Korn Ferry Tour Regular Season points list, entering the 2019-20 season 40th in the final priority ranking. Recorded three top-10 results and made nine cuts in 20 starts on the season.

### Korn Ferry Tour

**Chitimacha Louisiana Open presented by MISTRAS** - Won his first Korn Ferry Tour title at the 2019 Chitimacha Louisiana Open presented by MISTRAS with a birdie on the third playoff hole after finishing 19-under in regulation. Led after the first round and shared the lead after the second round but needed a birdie at the final hole in regulation to force a playoff with Justin Lower. **Evans Scholars Invitational** - Used four rounds under-par to finish T4 at 15-under 273 at the Evans Scholars Invitational. **BMW Charity Pro-Am presented by SYNEX Corporation** - Held a share of the first-round lead at the BMW Charity Pro-Am presented by SYNEX Corporation with an 8-under 63 before going on to finish T24. **Wichita Open Supporting Wichita's Youth** - Fired a 7-under 64 on Sunday to finish T10 at the Wichita Open Supporting Wichita's Youth.

## Career Records

PGA TOUR (Playoff Record: 0 - 0)													
Season	Events	Rounds	1st	2nd	3rd	Top 10	Top 25	Cuts Made	Cuts Missed	WD	FedEx Cup Rank	Earnings	
<b>Total:</b>	<b>1</b>	<b>2</b>							<b>1</b>				
2013	1	2							1				
(A) - Amateur													

Korn Ferry Tour (Playoff Record: 1 - 0)													
Season	Events	Rounds	1st	2nd	3rd	Top 10	Top 25	Cuts Made	Cuts Missed	WD	Priority Rank	Earnings	
<b>Total:</b>	<b>95</b>	<b>277</b>	<b>1</b>		<b>1</b>	<b>5</b>	<b>15</b>	<b>44</b>	<b>49</b>	<b>2</b>			
2019	20	56	1			3	5	9	10	1	40	\$167,244	
2018	26	81				1	5	15	10	1	102	\$76,085	
2017	25	71			1	1	4	10	15		125	\$71,294	
2014	1	4						1				\$1,620	
2013	18	53						8	10			\$21,143	
2012	2	4							2				
2011	1	2							1				
2010	2	6					1	1	1			\$6,240	
(A) - Amateur													

## Personal

- Attended the majority of high school in Philadelphia (1998-00) before graduating from Nease High School in Ponte Vedra Beach, Florida, where he led the team to the state title and won the Florida AA state individual title.
- Has three sisters and two brothers. Father, Jim, passed away in 2009. Shortly after, met Anders Forsbrand, a six-time European Tour winner who served as a mentor and swing coach.
- Motto is "You only live once and nothing matters."
- Favorite teams hail from Philadelphia, including the Phillies, Eagles and Flyers.
- Will never forget riding around inside the ropes with the assistant captain at the 2004 Ryder Cup.
- When not playing golf, enjoys snowboarding, fishing and cheering on his favorite Philadelphia sports teams, the Phillies, Eagles and Flyers.
- Has traveled the world competing on professional golf tours including PGA TOUR Latinoamérica, the Mackenzie Tour-PGA TOUR Canada, mini-tours, the European Challenge Tour, Tour de las Americas, and the OneAsia Tour.



# Ben Crane

**Height:** 5'11" (1.8 m)  
**Weight:** 165 (75 kg)  
**Age:** 43 (March 6, 1976)  
**Birthplace:** Portland, Oregon  
**Residence:** Nashville, Tennessee  
**Family:** Wife, Heather; Cassidy Olivia, Brayden McCully, Saylor Mackenzie, Isaiah Crew

**Education:** University of Oregon (1999, Sociology)  
**Special Interests:** Ping pong, fishing, fitness, family  
**Turned Professional:** 1999  
**City plays from:** Portland, OR, United States

## Exempt Status

Non-exempt Major Medical Extension

## Career Victories

### PGA TOUR Victories (5):

**2003 (1)** BellSouth Classic. **2005 (1)** U.S. Bank Championship in Milwaukee. **2010 (1)** Farmers Insurance Open. **2011 (1)** The McGladrey Classic. **2014 (1)** FedEx St. Jude Classic.

### Korn Ferry Tour Victories (2):

**2000 (1)** BUY.COM Wichita Open. **2001 (1)** BUY.COM Gila River Classic at Wild Horse Pass Development.

### International Victories (1):

**2010** CIMB Asia Pacific Classic Malaysia [Asia].

## Career Records

PGA TOUR (Playoff Record: 1 - 0)												
Season	Events	Rounds	1st	2nd	3rd	Top 10	Top 25	Cuts Made	Cuts Missed	WD	FedExCup Rank	Earnings
<b>Total:</b>	<b>418</b>	<b>1314</b>	<b>5</b>	<b>5</b>	<b>3</b>	<b>48</b>	<b>111</b>	<b>275</b>	<b>129</b>	<b>15</b>		<b>\$21,554,756</b>
2019	14	43				1	1	7	7		200	\$193,074
2018	21	59				1	3	11	10		148	\$620,646
2017	26	79					5	18	7	1	147	\$618,483
2016	27	76					1	14	12		117	\$607,892
2015	22	58						9	12	1	185	\$203,254
2014	25	81	1			2	3	17	7	2	60	\$1,534,634
2013	21	58				2	4	11	9	1	125	\$796,947
2012	23	72		1		4	8	16	7	1	66	\$1,701,365
2011	23	73	1			4	9	16	7		96	\$1,679,595
2010	24	82	1		1	5	12	19	4	1	27	\$2,841,500
2009	27	93			1	4	9	20	6	2	61	\$1,667,085
2008	25	86				4	8	19	5		58	\$1,488,505
2007	9	27					4	6	3		190	\$278,252
2006	26	80		1		3	9	20	4	2		\$1,489,093
2005	21	74	1	2	1	6	8	18	2		1	\$2,457,329
2004	27	92				5	7	19	7	1		\$1,036,958
2003	27	92	1			3	8	19	8			\$1,419,070
2002	30	89		1		2	7	16	12	2		\$921,076

(A) - Amateur

Korn Ferry Tour (Playoff Record: 1 - 0)												
Season	Events	Rounds	1st	2nd	3rd	Top 10	Top 25	Cuts Made	Cuts Missed	WD	Priority Rank	Earnings
<b>Total:</b>	<b>57</b>	<b>174</b>	<b>2</b>			<b>7</b>	<b>13</b>	<b>32</b>	<b>23</b>	<b>1</b>		
2019	3	8					1	1	2		75	\$10,000
2018	4	16				1	1	4			56	\$33,945
2017	3	9				1	1	2			52	\$37,870
2001	26	77	1			4	6	14	11	1		\$147,474
2000	18	58	1			1	4	11	7			\$103,651
1999	1	2							1			
1998	1(A)	2							1			
(A) - Amateur	1(A)	2							1			

## Top Tournaments

PGA TOUR	THE PLAYERS Championship	Masters Tournament	PGA Championship	U.S. Open	The Open Championship	WGC-HSBC Champions	WGC-Mexico	WGC-Dell Technologies Match Play	WGC-FedEx St. Jude Inv
2017	T79								
2015	CUT								
2014	CUT	CUT	W/D						W/D
2013	T8								
2012	CUT	T17		CUT			T51	T33	W/D
2011	T45	CUT	T37	CUT	CUT	T46	DNS	T9	
2010	T4	T24	T39	CUT	CUT	T30	T37	T9	T58
2009	T5		T43	CUT	CUT				
2008	T6		CUT	T53					
2007		CUT						T17	
2006	T36	CUT					W/D	T17	16
2005			T40	62	T11		T37		T58
2004	T66		T9						
2003	CUT		T48		CUT				T42
2002				CUT					

FedExCup Playoffs			
THE NORTHERN TRUST	Dell Technologies Championship	BMW Championship	TOUR Championship
2016	CUT		
2014	CUT	T29	T23
2013	W/D		
2012	CUT	T61	T41
2011	CUT		
2010	T12	CUT	T45
2009	T41	T69	T45
2008	CUT	T10	T33

## Personal

- Was age 5 when his grandfather taught him how to play golf. Grew up playing golf at Portland Golf Club, where Ben Hogan won the 1945 Portland Open.
- Originally attended Baylor University but did not play golf. Transferred to the University of Oregon where he played golf for the Ducks.
- Is the mastermind behind the "Golf Boys" video that he starred in along with Rickie Fowler, Hunter Mahan and Bubba Watson.



# Joel Dahmen (DAY-men)

**Height:** 5'11" (1.8 m)  
**Weight:** 176 (80 kg)  
**Age:** 31 (November 11, 1987)  
**Birthplace:** Clarkston, Washington  
**Residence:** Scottsdale, Arizona  
**Family:** Wife, Lona

**Education:** University of Washington  
**Turned Professional:** 2010  
**City plays from:** Clarkston, WA, United States

## Exempt Status

Top 125 in 2018-19 FedExCup standings (thru 2019-20)

## Career Victories

### Mackenzie Tour-PGA TOUR Canada Victories (2):

2014 (2) PC Financial Open, The Syncrude Boreal Open Presented by AECOM.

## Player Statistics

**Career Low Round: 64** - 2018 John Deere Classic (Round 1)

**Career High FedExCup Rank: #29** : 2019 Wells Fargo Championship

**Career High Official World Golf Rank: #80** : 2019 the Memorial Tournament presented by Nationwide

**Career Largest Paycheck:** \$853,200 : 2019 Wells Fargo Championship (Finished 2)

## 2018-19 Season Highlights

Advanced to the FedExCup Playoffs for the second consecutive season, advancing to the BMW Championship for the first time and finishing No. 55 in the FedExCup standings. Earned two top-10s, including a runner-up at the Wells Fargo Championship, and made 21 cuts in 29 starts, collecting 20 or more in a single season for the first time in his career.

## PGA TOUR

**Farmers Insurance Open** - Recorded first top-10 of the season with a T9 at the Farmers Insurance Open. **Corales Puntacana Resort & Club Championship** - After 6-under 66 in opening round at Corales Puntacana Resort & Club Championship, which included eight birdies (five in his last six holes), shared the first-round lead for the second week in-a-row before going on to finish T12. A week earlier, shot 66 to share first-round lead with Sepp Straka at Valspar Championship en route to T30 finish. **Wells Fargo Championship** - Collected his first solo-second finish on the PGA TOUR at the Wells Fargo Championship, with his previous-best result coming at the 2018 John Deere Classic (T2). With an opening 66, held a share of the 18-hole lead, his third such lead in a seven-week stretch on TOUR (Valspar Championship, Corales Puntacana Resort & Club Championship, Wells Fargo Championship). Led the field in Greens in Regulation percentage (77.78%).

## Career Records

PGA TOUR (Playoff Record: 0-0)											
Season	Events	Rounds	1st	2nd	3rd	Top 10	Top 25	Cuts Made	Cuts Missed	WD	FedExCup Rank
<b>Total:</b>	<b>74</b>	<b>227</b>	<b>2</b>	<b>2</b>	<b>6</b>	<b>21</b>	<b>48</b>	<b>26</b>	<b>8</b>	<b>55</b>	<b>\$3,784,654</b>
2019	29	96	1	2	8	21	21	8	8	55	\$1,949,958
2018	28	85	1	3	11	19	9	9	80	\$1,476,838	
2017	16	42		1	2	7	9	176		\$344,824	
2014	1	4				1					

(A) - Amateur

Korn Ferry Tour (Playoff Record: 0-0)											
Season	Events	Rounds	1st	2nd	3rd	Top 10	Top 25	Cuts Made	Cuts Missed	WD	Priority Rank
<b>Total:</b>	<b>54</b>	<b>172</b>			<b>2</b>	<b>7</b>	<b>18</b>	<b>32</b>	<b>22</b>	<b>1</b>	
2017	7	25				1	3	6	1	1	49
2016	20	67			2	3	9	13	7		48
2015	25	76				3	6	13	12		126
2014	1	2							1		
2011	1	2							1		

(A) - Amateur

## Top Tournaments

PGA TOUR											
2019	T12	THE PLAYERS Championship	Masters Tournament	PGA Championship	U.S. Open	The Open Championship	WGC-HSBC Champions	WGC-Mexico	WGC-Dell Technologies Match Play	WGC-FedEx St. Jude Inv	
2019	T12			T71	CUT	CUT					

FedExCup Playoffs			
2019	T67	THE NORTHERN TRUST	Dell Technologies Championship
2019	T67		
2018	CUT		CUT

## Personal

- Was diagnosed with testicular cancer in February 2011 but made a full recovery and returned to the Mackenzie Tour-PGA TOUR Canada later that season.
- Order of Merit Leader and Mackenzie Tour-PGA TOUR Canada Player of the Year in 2014.
- Never travels without a few books.
- As a superstition, never marks his ball with a quarter.
- Favorite pro teams are the Seattle Seahawks and Seattle Mariners.
- Dream foursome would include his mom, dad and Dennis Leffler.
- Not many people know he can "cook a good breakfast."
- Personal motto is "Have a lot of fun all the time."
- Mother, Jolyn, was a high school basketball player.
- Lived with PGA TOUR member Nick Taylor for two years after leaving the University of Washington while still remaining in Seattle.



# Brian Davis

**Height:** 5'11" (1.8 m)  
**Weight:** 185 (84 kg)  
**Age:** 45 (August 2, 1974)  
**Birthplace:** London, England  
**Residence:** Orlando, Florida  
**Family:** Wife, Julie; Oliver, Henry, Madeline

**Special Interests:** All sports, spending time with family  
**Turned Professional:** 1994  
**City plays from:** Windermere, FL, United States

## Exempt Status

Past champion/veteran member beyond 150 in 2018-19 FedExCup (thru 2019-20)

## Career Victories

### International Victories (2):

**2000** Peugeot Open de Espana [Eur]. **2004** ANZ Championship [Eur].

## National Team Selections

**World Cup :** 2000 **Alfred Dunhill Cup :** 2000 **Seve Trophy :** 2003

## Career Records

PGA TOUR (Playoff Record: 0 - 1)												
Season	Events	Rounds	1st	2nd	3rd	Top 10	Top 25	Cuts Made	Cuts Missed	WD	FedExCup Rank	Earnings
<b>Total:</b>	<b>368</b>	<b>1144</b>		<b>5</b>	<b>1</b>	<b>28</b>	<b>71</b>	<b>217</b>	<b>137</b>	<b>14</b>		
2019	9	19						1	8		246	\$10,500
2018	12	30						5	7		228	\$60,851
2017	1	2							1			
2016	9	19						1	6	2	230	\$27,880
2015	31	82				2	5	14	14	3	143	\$656,534
2014	28	93					5	19	9		110	\$842,539
2013	28	91				4	4	17	10	1	47	\$1,221,524
2012	29	91				4	8	17	11		85	\$1,318,032
2011	30	105				2	10	23	7	1	39	\$1,308,009
2010	32	101		2		2	5	18	13	1	53	\$1,640,516
2009	32	103		1		4	7	19	11	2	58	\$1,874,318
2008	34	108				2	9	22	10	1	61	\$1,151,558
2007	28	101		1		3	5	22	6		75	\$1,289,207
2006	28	90				2	5	18	9	1		\$762,281
2005	23	75			1	2	6	15	7	1		\$854,460
2004	7	12					1	2	5			
2003	4	14				1	1	3	1			
2000	1	2							1			
1999	1	4						1				\$9,491
1998	1	2							1			

(A) - Amateur

Korn Ferry Tour (Playoff Record: 0 - 0)												
Season	Events	Rounds	1st	2nd	3rd	Top 10	Top 25	Cuts Made	Cuts Missed	WD	Priority Rank	Earnings
<b>Total:</b>	<b>30</b>	<b>87</b>					<b>3</b>	<b>14</b>	<b>15</b>	<b>1</b>		<b>\$55,981</b>
2019	1	2							1			
2018	15	39					1	5	9	1		\$13,874
2017	9	26						4	5		113	\$7,896
2016	1	4						1				\$1,605
2015	4	16					2	4			48	\$32,607

(A) - Amateur

## Top Tournaments

PGA TOUR									
	THE PLAYERS Championship	Masters Tournament	PGA Championship	U.S. Open	The Open Championship	WGC-HSBC Champions	WGC-Mexico	WGC-Dell Technologies Match Play	WGC-FedEx St. Jude Inv
2019	CUT			CUT					
2014	T11								
2013	T72				CUT				
2012	T25		CUT						
2011	T26		T19		CUT				
2010	CUT		T39	CUT					
2009	T5		CUT						
2008	CUT								
2007	CUT								
2006	T20				T53				
2005			CUT		CUT				
2004	CUT	CUT	T13	CUT	CUT			T33	
2003			CUT	T61	T6		T35		
2000					CUT				
1999					T68				
1998					CUT				

FedExCup Playoffs			
	THE NORTHERN TRUST	Dell Technologies Championship	BMW Championship
2014	T74		
2013	CUT	8	T33
2012	CUT	CUT	
2011	T6	T42	T31
2010	T60	T22	T54
2009	CUT	T49	T45
2008	T38	T50	T38
2007	T54	T72	

## Personal

- Has had bouts with two skin cancers and is affiliated with The Skin Cancer Foundation with the hope he can educate people about the dangers of the sun and what role prevention can have in helping people maintain their health.
- Charity efforts also go toward the Arnold Palmer Hospital in Orlando, Fla., which treated his son Henry, who was born with kidney issues, and his daughter, Madeline, after she suffered two collapsed lungs right after birth.



# Cameron Davis

**Height:** 6'4" (1.93 m)  
**Weight:** 181 (82 kg)  
**Age:** 24 (February 21, 1995)  
**Birthplace:** Sydney, New South Wales, Australia  
**Residence:** Sydney, New South Wales, Australia  
**Family:** Single

**Turned Professional:** 2016  
**City plays from:** Sydney, Australia

## Exempt Status

Top 50 from 2019 Korn Ferry Tour (thru 2019-20)

## Career Victories

### Korn Ferry Tour Victories (1):

**2018 (1)** Nashville Golf Open Benefitting the Snedeker Foundation.

### International Victories (1):

**2017** Emirates Australian Open [Aus].

## 2018-19 Season Highlights

Finished No. 160 in the FedExCup standings, making 13 cuts in 25 starts, but secured PGA TOUR membership for the 2019-20 season by finishing No. 21 in the Korn Ferry Tour Finals 25. Entered the 2019-20 season 43rd in the final priority ranking. Best result on the PGA TOUR came at the Barbasol Championship (T11).

## Player Statistics

**Career Low Round: 64** - 2019 Barbasol Championship (Round 4)

**Career High FedExCup Rank: #17** : 2019 Safeway Open

**Career High Official World Golf Rank: #97** : 2019 Safeway Open

**Career Largest Paycheck: \$98,467** : 2017 OHL Classic at Mayakoba (Finished 15)

## National Team Selections

**Eisenhower Trophy** : 2016

## Career Records

### PGA TOUR (Playoff Record: 0 - 0)

Season	Events	Rounds	1st	2nd	3rd	Top 10	Top 25	Cuts Made	Cuts Missed	WD	FedExCup Rank	Earnings
<b>Total:</b>	<b>30</b>	<b>89</b>					<b>5</b>	<b>16</b>	<b>14</b>		160	\$477,467
2019	25	72					4	13	12			
2018	4	13					2	2	2			
2017	1	4					1	1				

(A) - Amateur

### Korn Ferry Tour (Playoff Record: 0 - 0)

Season	Events	Rounds	1st	2nd	3rd	Top 10	Top 25	Cuts Made	Cuts Missed	WD	Priority Rank	Earnings
<b>Total:</b>	<b>18</b>	<b>60</b>	<b>1</b>		<b>2</b>	<b>4</b>	<b>10</b>	<b>12</b>	<b>6</b>		43	<b>\$303,305</b>
2019	3	12					2	3			10	\$30,576
2018	15	48	1		2	4	8	9	6			\$272,729

(A) - Amateur

## Top Tournaments

PGA TOUR	THE PLAYERS Championship	Masters Tournament	PGA Championship	U.S. Open	The Open Championship	WGC-HSBC Champions	WGC-Mexico	WGC-Dell Technologies Match Play	WGC-FedEx St. Jude Inv
2018					139				

## Personal

- Played soccer, some tennis and cricket growing up.
- Favorite memory was watching Tiger Woods play for the first time at the Australian Masters in 2009.
- Always uses an Australian 20 cent coin to mark his ball.
- Really enjoys Japanese food.
- Living in Seattle, became a Seahawks fan. Casual fan of the Sydney Swans.



# Jason Day

**Height:** 6'0" (1.83 m)  
**Weight:** 195 (88 kg)  
**Age:** 31 (November 12, 1987)  
**Birthplace:** Beaudesert, Queensland, Australia  
**Residence:** Forest Lake, Queensland, Australia; Columbus, Ohio  
**Family:** Wife, Ellie; Dash James, Lucy, Arrow Joseph

**Special Interests:** Sports  
**Turned Professional:** 2006  
**City plays from:** Brisbane, Australia

## Exempt Status

Winner, PGA Championship or U.S. Open (thru 2022-23)

## Career Victories

### PGA TOUR Victories (12):

**2010 (1)** HP Byron Nelson Championship. **2014 (1)** World Golf Championships-Accenture Match Play Championship. **2015 (5)** Farmers Insurance Open, RBC Canadian Open, PGA Championship, The Barclays, BMW Championship. **2016 (3)** Arnold Palmer Invitational presented by MasterCard, World Golf Championships-Dell Match Play, THE PLAYERS Championship. **2018 (2)** Farmers Insurance Open, Wells Fargo Championship.

### Korn Ferry Tour Victories (1):

**2007 (1)** Legend Financial Group Classic Presented by Cynergies Solutions.

### Other Victories (3):

**2015** Franklin Templeton Shootout [with Cameron Tringale]. **2013** ISPS Handa World Cup [indiv]. **2013** ISPS Handa World Cup [with Adam Scott].

## 2018-19 Season Highlights

Advanced to the FedExCup Playoffs for the 12th consecutive season and to the BMW Championship for the 10th time, but at No. 54 in the FedExCup standings, failed to advance to the TOUR Championship for just the fourth time and first since 2012. Collected six top-10s and made the cut in 15 of 21 starts.

## PGA TOUR

**THE CJ CUP @ NINE BRIDGES** - Closed with weekend scores of 65-67 at THE CJ CUP @ NINE BRIDGES for a T5 and first top-10 of the season. Played the par-3s in 3-under for the week, tied for best in the field. **Farmers Insurance Open** - In his title defense at the Farmers Insurance Open, finished T5. Marked second top-10 in four starts on the season. **AT&T Pebble Beach Pro-Am** - At 13-under 274, recorded a T4 at the AT&T Pebble Beach Pro-Am. Represented his eighth top-15 in 10 starts at the event. **THE PLAYERS Championship** - Remained in the top 10 in rounds two through four at THE PLAYERS Championship, finishing T8 for his fourth top-10 at TPC Sawgrass. Marked his ninth start at THE PLAYERS, and first time playing the event in March. **Masters Tournament** - Tied three others for fifth at the Masters Tournament, his third top-five in nine starts at Augusta National. Final-round 67 tied Aaron Wise for low score of the day. Was tied for the lead after the second round, his second 36-hole lead/co-lead at the event (solo/2013/finished 3rd).

## National Team Selections

**World Cup** : 2013 **Presidents Cup** : 2011, 2013, 2015, 2017

## Career Records

PGA TOUR (Playoff Record: 2 - 1)												
Season	Events	Rounds	1st	2nd	3rd	Top 10	Top 25	Cuts Made	Cuts Missed	WD	FedExCup Rank	Earnings
<b>Total:</b>	<b>252</b>	<b>839</b>	<b>12</b>	<b>10</b>	<b>5</b>	<b>73</b>	<b>136</b>	<b>202</b>	<b>46</b>	<b>9</b>		<b>\$45,769,494</b>
2019	21	64				6	11	15	5	1	54	\$2,637,480
2018	20	68	2	1		5	15	18	2		16	\$5,087,461
2017	20	66		1		5	12	16	4	1	18	\$2,978,181
2016	20	69	3	1	1	10	16	19	1	2	6	\$8,045,112
2015	20	72	5		1	11	15	18	2		3	\$9,403,330
2014	15	48	1	2		6	9	14	1	2	10	\$3,789,574
2013	21	80		1	2	7	12	21			17	\$3,625,030
2012	17	55				4	8	13	3	1	87	\$1,143,233
2011	21	73		2	1	10	12	18	3		12	\$3,962,647
2010	24	82	1			5	11	18	5	1	8	\$2,904,327
2009	18	61		1		2	7	14	3	1	48	\$1,251,219
2008	28	81					6	13	15		86	\$767,393
2006	7	20				2	2	5	2			

(A) - Amateur

Korn Ferry Tour (Playoff Record: 0 - 0)											
Season	Events	Rounds	1st	2nd	3rd	Top 10	Top 25	Cuts Made	Cuts Missed	WD	Priority Rank
<b>Total:</b>	<b>19</b>	<b>66</b>	<b>1</b>	<b>1</b>	<b>1</b>	<b>7</b>	<b>10</b>	<b>14</b>	<b>4</b>	<b>1</b>	
2007	19	66	1	1	1	7	10	14	4	1	

(A) - Amateur

## Top Tournaments

PGA TOUR										
	THE PLAYERS Championship	Masters Tournament	PGA Championship	U.S. Open	The Open Championship	WGC-HSBC Champions	WGC-Mexico	WGC-Dell Technologies Match Play	WGC-FedEx St. Jude Inv	
2019	T8	T5	T23	T21	CUT	T11		T61	T40	
2018	T5	T20	T19	CUT	T17	T11		T36	T10	
2017	T60	T22	T9	CUT	T27			58	T24	
2016	1	T10	2	T8	T22		DNS	T23	T3	
2015	CUT	T28	1	T9	T4			T31	T12	
2014		T20	T15	T4	T58		DNS	T52	W/D	
2013	T19	3	T8	T2	T32			T33	T53	
2012	CUT	W/D	CUT	T59				T20	T29	
2011	T6	T2	CUT	2	T30			T45	T4	
2010	CUT		T10		T60				T22	

FedExCup Playoffs			
	THE NORTHERN TRUST	Dell Technologies Championship	BMW Championship
2019	CUT		T52
2018	T20	CUT	T24
2017	T6	T25	4
2016	T4	T15	W/D
2015	1	T12	1
2014	T2	T7	W/D
2013	T25	T13	T4
2012	T24	T51	
2011	T13	T3	T49
2010	T5	T2	T54
2009	T12	T19	T59
2008	T31	T50	

## Personal

- Got his start in golf from his dad, who died when Jason was 12.
- Was encouraged to attend a golf academy in Australia by his coach and former caddie, Col Swatton, where he borrowed a Tiger Woods book from his roommate and gained inspiration from reading it.
- In February 2016, his hometown of Beaudesert, Australia named a street in his honor following his outstanding 2015 season.
- In 2015, was honored with the Don Award by Sport Australia Hall of Fame and was the inaugural recipient of the Greg Norman Medal.
- With his wife, Ellie, launched the Brighter Days Foundation in 2015. It's mission is working to end child hunger in Ohio, give hope to those who may be feeling hopeless and support child-serving organizations.



# Bryson DeChambeau<sup>(de-SHAM-bo)</sup>

**Height:** 6'1" (1.85 m)  
**Weight:** 205 (92 kg)  
**Age:** 25 (September 16, 1993)  
**Birthplace:** Modesto, California  
**Residence:** Dallas, Texas  
**Family:** Single

**Education:** Southern Methodist University  
**Special Interests:** Physics, family, faith, cars, fishing  
**Turned Professional:** 2016  
**City plays from:** Clovis, CA, United States

## Exempt Status

Winner, Arnold Palmer Invitational or Memorial Tournament (thru 2023-24)

## Career Victories

### PGA TOUR Victories (5):

**2017 (1)** John Deere Classic. **2018 (3)** the Memorial Tournament presented by Nationwide, THE NORTHERN TRUST, Dell Technologies Championship. **2019 (1)** Shriners Hospitals for Children Open.

### Korn Ferry Tour Victories (1):

**2016 (1)** DAP Championship.

### International Victories (1):

**2019** Omega Dubai Desert Classic.

## 2018-19 Season Highlights

Won his fifth career PGA TOUR title at the Shriners Hospitals for Children Open and qualified for the TOUR Championship for the second consecutive season, finishing tied for 12th in the FedExCup standings. Made the Playoffs for the third time in his third season on TOUR. Earned five top-10s and made 17 cuts in 21 starts.

## PGA TOUR

**Shriners Hospitals for Children Open** - Collected fifth career PGA TOUR title and third in a five-start stretch, winning the Shriners Hospitals for Children Open by one stroke over Patrick Cantlay. Became the first player with three wins in five starts since Dustin Johnson in 2016-17. Made a 57-foot, 7-inch eagle putt from off the green at the par-5 16th in the final round to take a one shot lead. Played the back-nine in 16-under for the week with no bogeys and led the field in Strokes Gained: Tee to Green (+13.550). **Sony Open in Hawaii** - Highlighted by a third-round 7-under 63, finished T10 in his second start at the Sony Open in Hawaii. **the Memorial Tournament presented by Nationwide** - In title defense at the Memorial Tournament presented by Nationwide, shot a final-round 66 to finish T22. **3M Open** - Finished T2 at the 3M Open, holing an eagle putt at the 72nd hole to take the clubhouse lead before eventual champion Matthew Wolff made an eagle to win by one stroke. Entered the final round tied for the lead with Wolff and Collin Morikawa, failing to successfully convert a 54-hole lead/co-lead for the first time in his career. Held the 36-hole lead at 14-under 128. Had never played the opening 36 holes in 128 or better nor without a bogey before accomplishing both feats at TPC Twin Cities. Second-round 62 was first career sub-63 score.

## National Team Selections

**Arnold Palmer Cup** : 2014 **Eisenhower Trophy** : 2014 **Ryder Cup** : 2018 **Walker Cup** : 2015 **World Amateur Team Championship** : 2014

## Career Records

PGA TOUR (Playoff Record: 1 - 0)												
Season	Events	Rounds	1st	2nd	3rd	Top 10	Top 25	Cuts Made	Cuts Missed	WD	FedExCup Rank	Earnings
<b>Total:</b>	<b>93</b>	<b>300</b>	<b>5</b>	<b>3</b>	<b>1</b>	<b>17</b>	<b>31</b>	<b>61</b>	<b>29</b>	<b>3</b>		<b>\$13,574,396</b>
2019	21	72	1	1		5	10	17	4		12	\$3,186,232
2018	26	93	3	1	1	9	14	22	2	2	3	\$8,094,489
2017	31	89	1	1		2	4	14	16	1	49	\$1,817,054
2016	10	30				1	2	5	5			
	2 (A)	8					1	2				
2015	3 (A)	8						1	2			

Korn Ferry Tour (Playoff Record: 1 - 0)												
Season	Events	Rounds	1st	2nd	3rd	Top 10	Top 25	Cuts Made	Cuts Missed	WD	Priority Rank	Earnings
<b>Total:</b>	<b>3</b>	<b>8</b>	<b>1</b>			<b>1</b>	<b>1</b>	<b>1</b>	<b>2</b>			
2016	3	8	1			1	1	1	2		5	\$180,000

(A) - Amateur

## Top Tournaments

PGA TOUR									
	THE PLAYERS Championship	Masters Tournament	PGA Championship	U.S. Open	The Open Championship	WGC-HSBC Champions	WGC-Mexico	WGC-Dell Technologies Match Play	WGC-FedEx St. Jude Inv
2019	T20	T29	CUT	T35	CUT		T56	T40	T48
2018	T37	T38	CUT	T25	T51				30
2017			T33	CUT	CUT				T60
2016		T21		T15					
2015				CUT					

FedExCup Playoffs			
	THE NORTHERN TRUST	Dell Technologies Championship	BMW Championship
2019	T24		T48
2018	1	1	T19
2017	CUT	T30	T33

	TOUR Championship
2019	T12
2018	19

## Player Statistics

**Career Low Round: 62** - 2019 3M Open (Round 2)

**Career High FedExCup Rank: #1** : 2018 BMW Championship

**Career High Official World Golf Rank: #5** : 2019 Arnold Palmer Invitational presented by Mastercard

**Career Largest Paycheck:** \$1,620,000 : 2018 Dell Technologies Championship (Finished 1)

## Personal

- The physics major has been nicknamed by many, the Mad Scientist. Credits Homer Kelly's book, The Golfing Machine, for many of his swing principles and philosophies. Utilizes an unconventional approach of all of his irons being the same length, 37 1/2 inches, which is the average length of a 7-iron shaft (his favorite club). Has names for all of his clubs, for example his 60-degree wedge is named "The King" after 1960 Masters champion Arnold Palmer and his 6-iron is named "Juniper" after the sixth hole at Augusta National.
- Wears a Ben Hogan-style cap during tournament rounds on the PGA TOUR.



# Graham DeLaet<sup>(duh-LET)</sup>

**Height:** 5'11" (1.8 m)  
**Weight:** 165 (75 kg)  
**Age:** 37 (January 22, 1982)  
**Birthplace:** Weyburn, Saskatchewan, Canada  
**Residence:** Eagle, Idaho  
**Family:** Wife, Ruby; Roscoe, Lyla

**Education:** Boise State University (2006, Physical Education)  
**Special Interests:** Hockey, college football  
**Turned Professional:** 2006  
**City plays from:** Weyburn, SK, Canada

## Exempt Status

Major Medical Extension

## Career Victories

### Mackenzie Tour-PGA TOUR Canada Victories (3):

**2008 (1)** Desjardins Montreal Open. **2009 (2)** ATB Financial Classic, The Players Cup.

### International Victories (5):

**2008** Desjardins Montreal Open [Can]. **2008** Montréal Open [Can]. **2009** ATB Financial Classic [Can]. **2009** Players Cup [Can]. **2009** BMG Classic [SA].

### Other Victories (3):

**2009** The Players Cup. **2009** ATB Financial Classic. **2008** Desjardins Montreal Open.

## National Team Selections

**Presidents Cup :** 2013 **World Cup :** 2008, 2009 **Olympic Games :** 2016

## Career Records

PGA TOUR (Playoff Record: 0 - 0)												
Season	Events	Rounds	1st	2nd	3rd	Top 10	Top 25	Cuts Made	Cuts Missed	WD	FedExCup Rank	Earnings
<b>Total:</b>	<b>176</b>	<b>568</b>		<b>3</b>	<b>3</b>	<b>33</b>	<b>56</b>	<b>122</b>	<b>52</b>	<b>7</b>		
2018	3	10				1	1	3		1	187	\$251,630
2017	25	76				6	10	17	7	2	76	\$1,603,666
2016	21	66				3	5	14	7		120	\$908,557
2015	22	65				3	4	15	6	3	112	\$988,349
2014	24	79		2		7	11	18	6	1	37	\$2,616,518
2013	26	94		1	2	7	12	21	5		8	\$2,834,900
2012	23	79				3	5	17	6		53	\$1,051,951
2011	2	5						1	1		262	\$10,472
2010	28	88			1	3	8	15	13		124	\$954,011
2009	1	4						1				
2007	1	2							1			
(A) - Amateur												

Korn Ferry Tour (Playoff Record: 0 - 0)												
Season	Events	Rounds	1st	2nd	3rd	Top 10	Top 25	Cuts Made	Cuts Missed	WD	Priority Rank	Earnings
<b>Total:</b>	<b>8</b>	<b>20</b>						<b>2</b>	<b>6</b>			<b>\$8,421</b>
2011	2	6						1	1			\$3,300
2010	1	2							1			
2009	1	4						1				\$5,121
2008	2	4							2			
2005	1	2							1			
2003	1 (A)	2							1			
(A) - Amateur												

## Top Tournaments

PGA TOUR	THE PLAYERS Championship	Masters Tournament	PGA Championship	U.S. Open	The Open Championship	WGC-HSBC Champions	WGC-Mexico	WGC-Dell Technologies Match Play	WGC-FedEx St. Jude Inv
2017	CUT		17						
2016	CUT								
2015	T56				T68	W/D			
2014	CUT	CUT	T15	CUT	CUT	T6	T34	T33	W/D
2013	T26		CUT		83				
2012	T70								

FedExCup Playoffs			
THE NORTHERN TRUST	Dell Technologies Championship	BMW Championship	TOUR Championship
2017	W/D	T75	
2016	T78		
2015	CUT		
2014	CUT	T50	11
2013	T2	3	T28
2012	T5	CUT	T37
2010	CUT		

## Personal

- Attended Weyburn Comprehensive School. Also played hockey and volleyball in high school.
- Has his pilot's license.
- Inducted into the Boise State Broncos' Hall of Fame in 2018.
- The Graham and Ruby DeLaet Foundation, that helps children and junior golfers in his home province of Saskatchewan, has raised more than \$1.5 million since it's inception.



# Luke Donald

**Height:** 5'9" (1.75 m)  
**Weight:** 165 (75 kg)  
**Age:** 41 (December 7, 1977)  
**Birthplace:** Hemel Hempstead, England  
**Residence:** Jupiter, Florida  
**Family:** Wife, Diane; Elle Georgina, Sophia Ann, Georgina Campbell

**Education:** Northwestern University (2001, Art Theory and Practice)  
**Special Interests:** Art, music, wine making  
**Turned Professional:** 2001  
**City plays from:** High Wycombe, England

## Exempt Status

Major Medical Extension

## Career Victories

### PGA TOUR Victories (5):

**2002 (1)** Southern Farm Bureau Classic. **2006 (1)** The Honda Classic. **2011 (2)** World Golf Championships-Accenture Match Play Championship, Children's Miracle Network Hospitals Classic. **2012 (1)** Transitions Championship.

### International Victories (8):

**2004** Scandinavian Masters [Eur]. **2004** Omega European Masters [Eur]. **2010** Madrid Masters [Eur]. **2011** BMW PGA Championship [Eur]. **2011** Barclays Scottish Open [Eur]. **2012** BMW PGA Championship [Eur]. **2012** Dunlop Phoenix [Jpn]. **2013** Dunlop Phoenix [Jpn].

### Other Victories (2):

**2005** Target World Challenge. **2004** World Cup [with Paul Casey].

## 2018-19 Season Highlights

Made six cuts in 12 starts with lone top-10 coming at the Valspar Championship (T9) and finished the season No. 191 in the FedExCup standings. Entered the 2019-20 season on a Major Medical Extension with three starts available to earn 221 points to equal No. 125 on the 2017-18 FedExCup points list (Seamus Power/377).

## PGA TOUR

**Valspar Championship** - Finished T9 at the Valspar Championship, his best result since a runner-up at the 2017 RBC Heritage. Made a cut on TOUR for the first time since the 2018 Valspar Championship.

## National Team Selections

**Ryder Cup** : 2004, 2006, 2010, 2012 **World Cup** : 2004, 2005, 2006 **Walker Cup** : 1999, 2001 **Palmer Cup** : 1998, 1999

## Career Records

PGA TOUR (Playoff Record: 1 - 2)												
Season	Events	Rounds	1st	2nd	3rd	Top 10	Top 25	Cuts Made	Cuts Missed	WD	FedExCup Rank	Earnings
<b>Total:</b>	<b>350</b>	<b>1165</b>	<b>5</b>	<b>16</b>	<b>11</b>	<b>79</b>	<b>149</b>	<b>258</b>	<b>91</b>	<b>2</b>		<b>\$36,230,147</b>
2019	12	34				1	1	6	6		191	\$285,630
2018	9	25						3	6		214	\$81,989
2017	18	48		1		1	3	7	11		105	\$958,850
2016	23	81		2		2	4	17	6		58	\$1,634,515
2015	20	71				2	5	15	5		80	\$1,026,643
2014	17	56		1		3	5	13	4		89	\$1,451,440
2013	17	58			1	5	11	14	3		28	\$1,930,646
2012	17	62	1		2	8	9	16	1		9	\$3,512,024
2011	19	67	2	2	2	14	16	17	2		3	\$6,683,214
2010	20	68		3	2	7	10	16	4		3	\$3,665,234
2009	21	76		1		6	13	19	2		30	\$2,174,947
2008	11	33		1	1	3	6	8	3	1	102	\$1,456,650
2007	20	67		2		5	8	15	5		31	\$2,190,053
2006	18	63	1		1	10	14	16	1	1		\$3,177,408
2005	18	60		2	1	5	12	17	1			\$2,480,562
2004	21	72		1	1	4	12	15	6			\$1,646,268
2003	27	88				2	8	17	10			\$705,121
2002	30	104	1			1	11	23	7			\$1,088,205
2001	7	20					1	3	4			
2000	3 (A)	8						1	2			
1999	2 (A)	4							2			

(A) - Amateur

## Top Tournaments

PGA TOUR									
THE PLAYERS Championship	Masters Tournament	PGA Championship	U.S. Open	The Open Championship	WGC-HSBC Champions	WGC-Mexico	WGC-Dell Technologies Match Play	WGC-FedEx St. Jude Inv	
2019			T72						
2017	CUT	CUT							
2016	CUT	CUT		T43	T40				
2015	CUT	T43		T58	T41				
2014	T38	CUT	T40	CUT	T64	T49	T25	T33	T50
2013	T19	T25	CUT	T8	CUT	T31	T43	T17	T9
2012	6	T32	T32	CUT	T5	T18	T6	T33	T8
2011	T4	T4	T8	T45	CUT		T6	1	T2
2010	T26	CUT	CUT	T47	T11	T3	T26	T9	T46
2009	T37	T38	T43	CUT	T5		T20	T9	T45
2008	T27	CUT		W/D			T20	T17	DNS
2007	T16	T10	T32	CUT	T63		T26	T17	T22
2006	CUT	T42	T3	T12	T35		T6	T9	T8
2005	T2	T3	T66	T57	T52		T11	T9	T6
2004	CUT		T24		CUT				T16
2003	CUT		T23		CUT				
2002				T18	CUT				
2000					CUT				
1999					CUT				

FedExCup Playoffs			
THE NORTHERN TRUST	Dell Technologies Championship	BMW Championship	TOUR Championship
2017	T49		
2016	T53	T39	
2015	T24	T39	
2014	CUT	T57	
2013	T41	T4	T18
2012	T10	T26	T28
2011	T18	T3	T3
2010	T15	T2	T37
2009	T31	T54	T10
2007	CUT	T60	T30

## Player Statistics

**Career Low Round:** **62** - 2006 AT&T Pebble Beach National Pro-Am (Round 1)

**Career High FedExCup Rank:** **#1** : 2011 U.S. Open

**Career High Official World Golf Rank:** **#1** : 2012 Reno-Tahoe Open

**Career Largest Paycheck:** \$1,400,000 : 2011 World Golf Championships-Accenture Match Play Championship (Finished 1)

## Personal

- Earned degree in art theory and practice at Northwestern University. Donated one of his paintings to a PGATOUR.COM auction, and the winning bid was \$1,640, which was split between PGA TOUR Charities and junior golf charity in Chicago.
- Involved with The First Tee of Chicago and the Ronald McDonald House of Chicago.
- Director for the Western Golf Association, the organization behind the Evans Scholars Foundation that provides college scholarships for caddies. A driving force behind bringing the 2013 and 2015 BMW Championship to his home course, Conway Farms Golf Club, outside Chicago.
- Luke Donald Collection wines debuted in 2008 to strong reviews.



# Jason Dufner

**Height:** 5'10" (1.78 m)  
**Weight:** 180 (82 kg)  
**Age:** 42 (March 24, 1977)  
**Birthplace:** Cleveland, Ohio  
**Residence:** Auburn, Alabama  
**Family:** Single

**Education:** Auburn University (2000, Economics)  
**Special Interests:** Football, baseball  
**Turned Professional:** 2000  
**City plays from:** Auburn, AL, United States

## Exempt Status

Winner, Arnold Palmer Invitational or Memorial Tournament (thru 2019-20)

## Career Victories

### PGA TOUR Victories (5):

**2012 (2)** Zurich Classic of New Orleans, HP Byron Nelson Championship. **2013 (1)** PGA Championship. **2016 (1)** CareerBuilder Challenge in partnership with the Clinton Foundation. **2017 (1)** the Memorial Tournament presented by Nationwide.

### Korn Ferry Tour Victories (2):

**2001 (1)** BUY.COM Wichita Open. **2006 (1)** LaSalle Bank Open.

### Other Victories (1):

**2015** Franklin Templeton Shootout [with Brandt Snedeker].

## 2018-19 Season Highlights

### PGA TOUR

**Wells Fargo Championship** - Held the 36-hole lead and a share of the 54-hole lead en route to a T4 at the Wells Fargo Championship. Earned second top-five at the event and first since 2009. Represented best finish in an individual stroke-play event since winning the 2017 Memorial Tournament presented by Nationwide. **the Memorial Tournament presented by Nationwide** - Collected his second top-10 at the Memorial Tournament presented by Nationwide and first since winning in 2017 with a tie for seventh.

## National Team Selections

**Presidents Cup** : 2013 **Ryder Cup** : 2012

## Career Records

PGA TOUR (Playoff Record: 2 - 3)												
Season	Events	Rounds	1st	2nd	3rd	Top 10	Top 25	Cuts Made	Cuts Missed	WD	FedExCup Rank	Earnings
<b>Total:</b>	<b>334</b>	<b>1097</b>	<b>5</b>	<b>6</b>	<b>2</b>	<b>47</b>	<b>104</b>	<b>233</b>	<b>99</b>	<b>1</b>		<b>\$26,852,009</b>
2019	25	72				2	4	13	12		136	\$926,365
2018	22	64		1		2	7	14	8		100	\$1,497,655
2017	24	82	1			2	14	21	3		30	\$3,310,341
2016	28	102	1			6	12	25	3		19	\$2,879,884
2015	21	73				2	6	17	4		88	\$1,007,997
2014	17	54		1		4	6	13	3	1	90	\$1,651,491
2013	22	77	1			5	9	19	3		19	\$3,132,268
2012	22	82	2	1		8	14	21	1		14	\$4,869,304
2011	23	78		2	1	6	8	15	8		25	\$3,057,860
2010	25	87				2	7	18	7		65	\$1,121,695
2009	26	90		1	1	6	8	19	7		11	\$2,190,792
2008	16	49					2	8	8		172	\$284,138
2007	32	100				1	5	18	14		123	\$574,992
2006	2	6						1	1			
2004	28	79				1	2	11	16			\$317,770
2001	1	2							1			

(A) - Amateur

Korn Ferry Tour (Playoff Record: 0 - 0)												
Season	Events	Rounds	1st	2nd	3rd	Top 10	Top 25	Cuts Made	Cuts Missed	WD	Priority Rank	Earnings
<b>Total:</b>	<b>123</b>	<b>404</b>	<b>2</b>	<b>1</b>	<b>2</b>	<b>24</b>	<b>43</b>	<b>81</b>	<b>42</b>			
2008	5	16					1	3	2			\$8,341
2006	24	88	1		1	7	11	20	4			\$310,666
2005	28	81			1	2	6	13	15			\$97,435
2004	2	8						2				\$5,545
2003	26	92		1		10	14	20	6			\$237,637
2002	25	73				2	4	12	13			\$51,832
2001	13	46	1			3	7	11	2			\$151,394

(A) - Amateur

## Top Tournaments

PGA TOUR												
	THE PLAYERS Championship	Masters Tournament	PGA Championship	U.S. Open	The Open Championship	WGC-HSBC Champions	WGC-Mexico	WGC-Dell Technologies Match Play	WGC-FedEx St. Jude Inv			
2019	T74		CUT	T35								
2018	T5	CUT	CUT	T25	T51			T55	T17			
2017	T60	T33	T58	CUT	T14			T23	T51			T50
2016	T49	CUT	T60	T8	T22			T11	T38			51
2015	CUT	T49	T68	T18	T58	T10		T49	T34			
2014	T48	CUT	W/D	CUT	T51	T34		T9	T9			T66
2013	T62	T20	1	T4	T26			T12	T33			T4
2012	T68	T24	T27	T4	T31	T2		T29	T33			7
2011	T6		2(P)	CUT	CUT							
2010	CUT	T30	T5	T33	CUT			T18				
2009	T32		CUT			T40						
2007				62								
2006				T40								
2001				CUT								

FedExCup Playoffs			
THE NORTHERN TRUST	Dell Technologies Championship	BMW Championship	TOUR Championship
2018	CUT		
2017	T20	T69	T58
2016	T22	T33	60
2015	T30	T60	
2013	T37	T9	T54
2012		T18	T28
2011	CUT	T31	T6
2010	CUT	T18	T45
2009	CUT	T2	T30
2007	T25		T19

## Personal

- Born in Cleveland, Ohio and family moved to Ft. Lauderdale, Fla. when he was 14.
- Did not start playing golf until age 15.
- Walked on at Auburn University where he won three times.
- Lists Ben Hogan as his hero.
- Since 2011, the Jason Dufner Foundation has focused on ending childhood hunger in Lee County, Alabama, through partnerships with local, regional, and national organizations. Currently the foundation provides food for more than 1,400 children on the weekends throughout the school year. The foundation also helps with summer feeding assistance in the county as well as partnering with other organizations who share its mission of ending childhood hunger in Lee County.
- Delivered the pre-game locker room speech prior to Auburn University's 45-41 road victory over nationally-ranked Texas A&M in 2013.



# Tyler Duncan

**Height:** 5'8" (1.73 m)  
**Weight:** 150 (68 kg)  
**Age:** 30 (July 13, 1989)  
**Birthplace:** Columbus, Indiana  
**Residence:** Ponte Vedra Beach, Florida  
**Family:** Wife, Maria

**Education:** Purdue University (2012, Business Management)  
**Special Interests:** Family, fitness, Netflix, boating and friends  
**Turned Professional:** 2012  
**City plays from:** Columbus, IN, United States

## Exempt Status

Top 50 from 2019 Korn Ferry Tour (thru 2019-20)

## Career Victories

None.

## Player Statistics

**Career Low Round:** 63 - 2019 John Deere Classic (Round 4)  
**Career High FedExCup Rank:** #5 : 2018 Safeway Open  
**Career High Official World Golf Rank:** #287 : 2018 RBC Canadian Open  
**Career Largest Paycheck:** \$267,810 : 2019 AT&T Byron Nelson (Finished 5)

## 2018-19 Season Highlights

Collected one top-10 and 17 made cuts in 29 starts to finish No. 163 in the FedExCup standings, but secured PGA TOUR membership for 2019-20 by finishing No. 12 in the Korn Ferry Tour Finals 25. Entered the 2019-20 season 25th in the final priority ranking. Lone top-10 on the PGA TOUR came at the AT&T Byron Nelson (T5).

## PGA TOUR

**AT&T Byron Nelson** - Snapped a streak of four consecutive missed cuts on TOUR with a T5 at the AT&T Byron Nelson, posting his second career top-five. Opened the week with a 7-under 64, playing Nos. 1-7 (his second nine) in 6-under.

## Korn Ferry Tour

**Korn Ferry Tour Championship presented by United Leasing & Finance** - Fired four rounds under-par at Victoria Nation en route to a T4 finish at the Korn Ferry Tour Championship presented by United Leasing & Finance. With the result, secured his spot in The Finals 25 and a return to the PGA TOUR.

## Career Records

PGA TOUR (Playoff Record: 0 - 0)													
Season	Events	Rounds	1st	2nd	3rd	Top 10	Top 25	Cuts Made	Cuts Missed	WD	FedExCup Rank	Earnings	
<b>Total:</b>	<b>61</b>	<b>178</b>				<b>3</b>	<b>8</b>	<b>34</b>	<b>27</b>				
2019	29	83				1	2	17	12		163	\$596,502	
2018	31	93				2	6	17	14		113	\$944,021	
2015	1	2							1				

(A) - Amateur

Korn Ferry Tour (Playoff Record: 0 - 0)													
Season	Events	Rounds	1st	2nd	3rd	Top 10	Top 25	Cuts Made	Cuts Missed	WD	Priority Rank	Earnings	
<b>Total:</b>	<b>73</b>	<b>228</b>		<b>2</b>	<b>2</b>	<b>9</b>	<b>16</b>	<b>41</b>	<b>32</b>			<b>\$421,485</b>	
2019	3	12				1	1	3			25	\$49,810	
2017	20	65		1	1	4	8	13	7		23	\$199,627	
2016	21	64				1	3	11	10			\$53,351	
2015	24	71		1	1	3	3	11	13		95	\$107,655	
2014	5	16					1	3	2			\$11,042	

(A) - Amateur

## Top Tournaments

PGA TOUR									
	THE PLAYERS Championship	Masters Tournament	PGA Championship	U.S. Open	The Open Championship	WGC-HSBC Champions	WGC-Mexico	WGC-Dell Technologies Match Play	WGC-FedEx St. Jude Inv
2019	T74								
2018				T56					
2015				CUT					

FedExCup Playoffs			
	THE NORTHERN TRUST	Dell Technologies Championship	BMW Championship
2018	CUT		

## Personal

- Attended Columbus North High School.
- Earliest golf memory was riding in a cart with grandparents with a 3-wood, 8-iron and putter.
- Favorite sports teams are the Indianapolis Colts, Tampa Bay Lightning and all Purdue Athletics.
- Would like to trade places with Tiger Woods to know what it feels like to be the best in the world. Met Woods at Isleworth G&CC.
- Uncle and swing coach, Andrew Johnson, won on the Korn Ferry Tour in 2005.



# Ernie Els



**Height:** 6'3" (1.91 m)  
**Weight:** 210 (95 kg)  
**Age:** 49 (October 17, 1969)  
**Birthplace:** Johannesburg, South Africa  
**Residence:** West Palm Beach, Florida  
**Family:** Wife, Liezl; Samantha, Ben

**Special Interests:** Movies, reading, sports  
**Turned Professional:** 1989  
**City plays from:** South Africa

## Exempt Status

Past champion/veteran member beyond 150 in 2018-19 FedExCup (thru 2019-20)

## Career Victories

### PGA TOUR Victories (19):

**1994 (1)** U.S. Open Championship. **1995 (1)** GTE Byron Nelson Golf Classic. **1996 (1)** Buick Classic. **1997 (2)** U.S. Open Championship, Buick Classic. **1998 (1)** Bay Hill Invitational. **1999 (1)** Nissan Open. **2000 (1)** The International Presented by Qwest. **2002 (2)** Genuity Championship, The Open Championship. **2003 (2)** Mercedes Championships, Sony Open in Hawaii. **2004 (3)** Sony Open in Hawaii, the Memorial Tournament, World Golf Championships-American Express Championship. **2008 (1)** The Honda Classic. **2010 (2)** World Golf Championships-CA Championship, Arnold Palmer Invitational presented by MasterCard. **2012 (1)** The Open Championship.

### International Victories (47):

**1991** Amatola Classic [SAf]. **1992** Protea Assurance South Africa Open [SAf]. **1992** Lexington PGA Championship [SAf]. **1992** South African Masters [SAf]. **1992** Hollard Royal Swazi Sun Classic [SAf]. **1992** First National Bank Players' Championship [SAf]. **1992** Goodyear Classic [SAf]. **1995** Lexington South African PGA Championship [SAf]. **1995** Bells Cup [SAf]. **1996** South African Open [SAf]. **1998** South African Open [SAf]. **1999** Alfred Dunhill PGA Championship [SAf]. **1999** Sun City Nedbank Challenge [SAf]. **2000** Nedbank Challenge [SAf]. **2001** Vodacom Players Championship [SAf]. **2002** Nedbank Challenge [SAf]. **2007** South African Airways Open [SAf]. **2010** South African Open [SAf]. **1993** Dunlop Phoenix [Jpn]. **1994** Dubai Desert Classic [Eur]. **1994** Toyota World Match Play Championship [Eur]. **1994** Johnnie Walker World Championship [Eur]. **1995** Toyota World Match Play [Eur]. **1996** Toyota World Match Play [Eur]. **2000** Standard Life Loch Lomond Open [Eur]. **2002** Heineken Classic [Eur]. **2002** Dubai Desert Classic [Eur]. **2002** Cisco World Match Play [Eur]. **2003** Heineken Classic [Eur]. **2003** Johnnie Walker Classic [Eur]. **2003** The Barclays Scottish Open [Eur]. **2003** Omega European Masters [Eur]. **2003** HSBC World Match Play Championship [Eur]. **2004** Heineken Classic [Eur]. **2004** HSBC World Match Play Championship [Eur]. **2005** Dubai Desert Classic [Eur]. **2005** Qatar Masters [Eur]. **2005** BMW Asian Open [Eur]. **2005** Alfred Dunhill Championship [Eur]. **2007** HSBC World Match Play Championship [Eur]. **2013** BMW International Open [Eur]. **1997** Johnnie Walker Classic [Aus].

### Other Victories (6):

**2010** PGA Grand Slam of Golf. **2001** World Golf Championships-EMC World Cup [with Retief Goosen]. **1998** Dunhill Cup [with David Frost and Retief Goosen]. **1997** PGA Grand Slam of Golf. **1997** Dunhill Cup [with David Frost and Retief Goosen]. **1996** World Cup [with Wayne Westner].

## National Team Selections

**Presidents Cup :** 1996, 1998, 2000, 2003, 2007, 2009, 2011, 2013 **World Cup :** 1992, 1993, 1996, 1997, 2001 **Dunhill Cup :** 1992, 1993, 1994, 1995, 1996, 1997, 1998, 1999, 2000

## Career Records

PGA TOUR (Playoff Record: 4 - 4)												
Season	Events	Rounds	1st	2nd	3rd	Top 10	Top 25	Cuts Made	Cuts Missed	WD	FedExCup Rank	Earnings
<b>Total:</b>	<b>478</b>	<b>1565</b>	<b>19</b>	<b>17</b>	<b>18</b>	<b>126</b>	<b>217</b>	<b>371</b>	<b>101</b>	<b>7</b>		<b>\$49,320,727</b>
2019	18	49					1	9	7	2	182	\$304,590
2018	15	40						5	9	1	209	\$102,868
2017	20	52						7	11	2	213	\$155,926
2016	21	66				1	2	12	9			\$559,024
2015	18	57					3	10	8			\$453,579
2014	24	79				3	7	18	6			\$1,799,569
2013	19	62				1	7	14	5			\$1,173,761
2012	22	78	1	1		5	9	19	3			\$3,453,118
2011	21	69				1	6	16	5			\$948,872
2010	20	70	2		2	7	13	17	3			\$4,558,861
2009	19	66		1		7	10	16	3			\$2,147,157
2008	16	50	1		1	5	7	11	5			\$2,537,290
2007	16	58		1	2	5	10	15	1			\$2,705,715
2006	18	64			1	8	11	18				\$2,326,220
2005	11	44			1	5	8	11				\$1,627,184
2004	16	58	3	2	1	10	12	15	1			\$5,787,225
2003	17	60	2			7	14	17				\$3,371,237
2002	18	62	2			7	14	17	1			\$3,291,895
2001	19	60		1	5	9	11	15	4			\$2,336,456
2000	20	68	1	5	2	10	15	20		1		\$3,469,405
1999	18	60	1	1	1	7	10	16	2			\$1,710,756
1998	15	48	1			4	8	12	2	1		\$763,783
1997	19	62	2	1		7	11	15	4			\$1,243,008
1996	18	65	1	1		6	11	17	1			\$906,944
1995	18	60	1	1	2	6	10	14	4			\$842,590
1994	11	38	1	1		4	6	10	1			\$684,440
1993	6	12				1	1	2	4			\$38,185
1992	3	6						2	1			\$18,420
1991	1							1				\$2,647
1990	1	2							1			

(A) - Amateur

Korn Ferry Tour (Playoff Record: 0 - 0)												
Season	Events	Rounds	1st	2nd	3rd	Top 10	Top 25	Cuts Made	Cuts Missed	WD	Priority Rank	Earnings
<b>Total:</b>	<b>8</b>	<b>21</b>				<b>1</b>	<b>2</b>	<b>5</b>	<b>3</b>			
1991	8	21				1	2	5	3			\$6,143

(A) - Amateur

## Player Statistics

**Career Low Round:** 61 - 1995 GTE Byron Nelson Golf Classic (Round 2)

**Career High FedExCup Rank:** #1 : 2010 PGA Championship

**Career High Official World Golf Rank:** #1 : 1998 Kemper Open

**Career Largest Paycheck:** \$1,405,890 : 2012 The Open Championship (Finished 1)

## Top Tournaments

PGA TOUR	THE PLAYERS Championship	Masters Tournament	PGA Championship	U.S. Open	The Open Championship	WGC-HSBC Champions	WGC-Mexico	WGC-Dell Technologies Match Play	WGC-FedEx St. Jude Inv
2019				CUT	T32				
2018				CUT	CUT				
2017	CUT	53	CUT	T55	61				
2016	T64	CUT	T66	CUT	CUT				
2015	T66	T22	T25	T54	T65	T46			
2014	T72	CUT	T7	T35	CUT	T11	T52	4	T26
2013	CUT	T13	CUT	T4	T26		T28	T33	T48
2012	CUT		T48	9	1	T2		T17	T45
2011	CUT	T47	CUT	CUT	CUT	T33	T15	T17	T37
2010	CUT	T18	T18	3	CUT	T6	1	T17	T22
2009	T45	CUT	T6	CUT	T8	2	T20	T5	T29
2008	T6	CUT	T31	T14	T7		75	T33	T27
2007	T37	CUT	3	T51	T4		T11	T33	T22
2006	T8	T27	T16	T26	3		5	T33	T31
2005	T17	47		T15	T34		DNS		DNS
2004	T26	2	T4	T9	2 (P)		1		T65
2003		T6	T5	T5	T18		T12	T33	T17
2002	T44	T5	T34	T24	1 (P)		T23	T17	T15
2001	CUT	T6	T13	T66	T3			4	T8
2000	T20	2	T34	T2	T2		W/D	T17	T12
1999	T17	T27	CUT	CUT	T24		T40	T33	5
1998	T11	T16	T21	T49	T29				
1997	T10	T17	T53	1	T10				
1996	T8	T12	T61	T5	T2				
1995	T68	CUT	T3	CUT	T11				
1994	T45	T8	T25	1 (P)	T24				
1993	CUT		CUT	T7	T6				
1992			CUT		T5				
1989					CUT				

FedEx Cup Playoffs	THE NORTHERN TRUST	Dell Technologies Championship	BMW Championship	TOUR Championship
2014	T5	T50	T16	
2013	CUT	T20	T51	
2012	T54	T26	T28	27
2011	T32	T16	T42	
2010	T1	T30	T13	T7
2009	T2	CUT	T38	9
2008	CUT	T3	T17	T6
2007	T4		T18	T26

## Personal

- Started playing golf at age 9.
- An accomplished junior tennis player, he won the Eastern Transvaal Junior Championships at age 13. Turned full attention to golf at age 14 after also playing cricket, soccer and rugby.
- Heavily involved in junior golf of South Africa and Cancer Society of South Africa.
- Hosts Ernie Els Invitational in South Africa to raise money for charity. Ernie Els Foundation formed in early 1999, with the purpose of providing full support to disadvantaged children. Proceeds from the Ernie Els Invitational go to four charities and the Foundation.
- Established the Els for Autism Foundation in spring 2009, with son, Ben, who is autistic, the driving force behind the mission. Opened the first components of The Els Center of Excellence on August 17, 2015. The Center, based in Jupiter, Fla., serves local, national and international autism communities and aims to be a game-changing resource in the field.
- Was named the 2015 Payne Stewart Award recipient.
- In December 1998, received lifetime membership on European Tour. Other non-Europeans so honored are Bob Charles, Arnold Palmer and Gary Player.
- In 2002, the 2000 Engelbrecht-Els wine was released and received the highest rating yet given to a South African wine.
- Third Ernie Els design signature golf course near George in South Africa opened in 2004.



# Harris English

**Height:** 6'3" (1.91 m)  
**Weight:** 185 (84 kg)  
**Age:** 30 (July 23, 1989)  
**Birthplace:** Valdosta, Georgia  
**Residence:** Sea Island, Georgia  
**Family:** Wife, Helen Marie

**Education:** University of Georgia (2011, Consumer Economics)  
**Special Interests:** Hunting, fishing, college football  
**Turned Professional:** 2011  
**City plays from:** Sea Island, GA, United States

## Exempt Status

126-150 in 2018-19 FedExCup standings (thru 2019-20)

## Career Victories

### PGA TOUR Victories (2):

**2013 (1)** FedEx St. Jude Classic. **2014 (1)** OHL Classic at Mayakoba.

### Korn Ferry Tour Victories (1):

**2011 (1)** Nationwide Children's Hospital Invitational.

### Other Victories (2):

**2016** Franklin Templeton Shootout [with Matt Kuchar]. **2013** Franklin Templeton Shootout [with Matt Kuchar].

## National Team Selections

**Walker Cup :** 2011

## Career Records

### PGA TOUR (Playoff Record: 0 - 1)

Season	Events	Rounds	1st	2nd	3rd	Top 10	Top 25	Cuts Made	Cuts Missed	WD	FedExCup Rank	Earnings
<b>Total:</b>	<b>223</b>	<b>729</b>	<b>2</b>	<b>2</b>	<b>2</b>	<b>24</b>	<b>58</b>	<b>156</b>	<b>66</b>	<b>1</b>		
2019	28	91				4	4	21	7		149	\$628,922
2018	31	78				2	6	11	20		125	\$799,450
2017	27	76				2	4	15	12		118	\$864,960
2016	27	97		1	1	3	6	22	4	1	47	\$2,014,283
2015	29	102		1	1	3	10	24	5		28	\$1,971,687
2014	28	92	1			7	10	20	8		32	\$2,947,322
2013	26	95	1			4	8	21	5		31	\$2,201,167
2012	27	98				3	10	22	5		79	\$1,186,003

(A) - Amateur

### Korn Ferry Tour (Playoff Record: 0 - 1)

Season	Events	Rounds	1st	2nd	3rd	Top 10	Top 25	Cuts Made	Cuts Missed	WD	Priority Rank	Earnings
<b>Total:</b>	<b>11</b>	<b>38</b>	<b>1</b>	<b>1</b>	<b>1</b>	<b>3</b>	<b>5</b>	<b>8</b>	<b>3</b>			<b>\$114,742</b>
2019	3	10					1	2	1		54	\$24,254
2011	5	16		1	1	2	2	3	2			\$90,488
2010	2 (A)	8	1			1	2	2				
(A) - Amateur	1 (A)	4						1				

## Top Tournaments

PGA TOUR	THE PLAYERS Championship	Masters Tournament	PGA Championship	U.S. Open	The Open Championship	WGC-HSBC Champions	WGC-Mexico	WGC-Dell Technologies Match Play	WGC-FedEx St. Jude Inv
2019	CUT			T58					
2018	CUT								
2017	CUT			T46					
2016	CUT	T42	T60	T37	T46	T23	10		T27
2015	CUT		T48	T68				T17	
2014	CUT	CUT		T48	CUT		T16	T9	T31
2013	T33		T61		T15				T14
2012	T64				T54				

### FedExCup Playoffs

	THE NORTHERN TRUST	Dell Technologies Championship	BMW Championship	TOUR Championship
2018	CUT			
2017	CUT			
2016	T60	T41	T47	
2015	T30	T12	T19	T22
2014	CUT	CUT	T31	
2013	CUT	T27	50	
2012	T24	T69		

## Player Statistics

**Career Low Round: 62** - 2014 OHL Classic at Mayakoba (Round 2)

**Career High FedExCup Rank: #2** : 2014 Waste Management Phoenix Open

**Career High Official World Golf Rank: #36** : 2014 Shell Houston Open

**Career Largest Paycheck: \$1,080,000** : 2014 OHL Classic at Mayakoba (Finished 1)

## Personal

- Attended Baylor School (2003-07) in Chattanooga, Tenn., where he led the school to four state titles. Also won one individual state title in high school.
- Named to SEC academic honor roll all four years at Georgia.
- Biggest thrill outside golf was shooting an 11-point buck.
- Follows the Atlanta Falcons and is a huge UGA football fanatic.
- Not many people know that he is a "Jeopardy" fanatic.
- Bucket list includes skydiving, flying in an F16 and driving a NASCAR vehicle.
- He uses a 1989 quarter to mark his ball to represent the year he was born.
- Lists Davis Love III and Fred Couples as favorite players he followed while growing up.



# Matt Every

**Height:** 5'11" (1.8 m)  
**Weight:** 190 (86 kg)  
**Age:** 35 (December 4, 1983)  
**Birthplace:** Daytona Beach, Florida  
**Residence:** Jacksonville Beach, Florida  
**Family:** Liam, Quinn

**Education:** University of Florida (2006, Business)  
**Special Interests:** Ping-pong, University of Florida sports  
**Turned Professional:** 2006  
**City plays from:** Atlantic Beach, FL, United States

## Exempt Status

Top 125 in 2018-19 FedExCup standings (thru 2019-20)

## Career Victories

### PGA TOUR Victories (2):

**2014 (1)** Arnold Palmer Invitational presented by MasterCard. **2015 (1)** Arnold Palmer Invitational presented by MasterCard.

### Korn Ferry Tour Victories (1):

**2009 (1)** Nationwide Tour Championship at Daniel Island.

## Player Statistics

**Career Low Round:** 61 - 2017 Wyndham Championship (Round 1)

**Career High FedExCup Rank: #7** : 2014 Arnold Palmer Invitational presented by MasterCard

**Career High Official World Golf Rank: #40** : 2015 RBC Heritage

**Career Largest Paycheck:** \$1,134,000 : 2015 Arnold Palmer Invitational presented by MasterCard (Finished 1)

## 2018-19 Season Highlights

Qualified for the FedExCup Playoffs for the fifth time and the first since the 2014-15 season, finishing at No. 86 in the FedExCup standings. Claimed a pair of top-three finishes and made nine cuts in 16 starts.

## PGA TOUR

**Zurich Classic of New Orleans** - Partnered with rookie K. H. Lee in the Zurich Classic of New Orleans to finish T3. After beginning the final round (Foursomes) T22, posted a 4-under 68, including a birdie-eagle start, to move into the top five. Represented best result since winning the 2015 Arnold Palmer Invitational presented by MasterCard. **AT&T Byron Nelson** - Tied Scott Piercy for second at the AT&T Byron Nelson, finishing two shots back of champion Sung Kang. Represented his third runner-up finish on TOUR and his best finish at the event in four starts, having missed the cut in each of his previous three.

## National Team Selections

**Walker Cup** : 2005 **Palmer Cup** : 2004, 2005

## Career Records

PGA TOUR (Playoff Record: 0 - 0)													
Season	Events	Rounds	1st	2nd	3rd	Top 10	Top 25	Cuts Made	Cuts Missed	WD	FedExCup Rank	Earnings	
<b>Total:</b>	<b>227</b>	<b>644</b>	<b>2</b>	<b>3</b>	<b>3</b>	<b>21</b>	<b>38</b>	<b>112</b>	<b>104</b>	<b>10</b>			
2019	16	41		1	1	2	7	9	7		86	\$1,413,149	
2018	30	75				1	1	10	18	1	186	\$299,162	
2017	30	70					2	8	20	2	168	\$351,412	
2016	17	40				1	1	5	10	2	200	\$158,453	
2015	26	70	1			1	2	13	10	3	89	\$1,521,816	
2014	26	85	1		1	6	9	17	8	1	45	\$2,540,370	
2013	28	89				4	4	17	11		58	\$1,188,867	
2012	25	80		2	1	6	8	15	9	1	67	\$1,972,166	
2011	5	16					1	3	2		207		
2010	18	60				1	3	12	6		140	\$456,847	
2007	2	6						1	1				
2006	3	8						1	2				
2005	1 (A)	4						1					

(A) - Amateur

Korn Ferry Tour (Playoff Record: 0 - 0)													
Season	Events	Rounds	1st	2nd	3rd	Top 10	Top 25	Cuts Made	Cuts Missed	WD	Priority Rank	Earnings	
<b>Total:</b>	<b>85</b>	<b>271</b>	<b>1</b>	<b>2</b>	<b>1</b>	<b>13</b>	<b>29</b>	<b>53</b>	<b>29</b>	<b>3</b>		<b>\$769,873</b>	
2019	3	12					1	3				\$21,833	
2018	4	14				1	2	3	1		54	\$35,199	
2011	20	71		1	1	4	11	17	2	1		\$229,066	
2010	1	2							1				
2009	26	84	1			4	7	16	9			\$300,936	
2008	26	74		1		4	8	12	13	1		\$178,239	
2007	3	8						1	2			\$3,000	
2006	2	6						1	1			\$1,600	

(A) - Amateur

## Top Tournaments

PGA TOUR									
	THE PLAYERS Championship	Masters Tournament	PGA Championship	U.S. Open	The Open Championship	WGC-HSBC Champions	WGC-Mexico	WGC-Dell Technologies Match Play	WGC-FedEx St. Jude Inv
2017	CUT								
2016	CUT								
2015	T42		CUT	W/D	CUT	T56		T52	74
2014	CUT	CUT	CUT	CUT	71				T47
2013	T26		CUT						
2012	CUT		71						
2005				T28					

FedExCup Playoffs			
	THE NORTHERN TRUST	Dell Technologies Championship	BMW Championship
2019	CUT		
2015	CUT	CUT	
2014	CUT	80	T50
2013	T9	T62	T39
2012	W/D	T35	T51

## Personal

- Favorite band is Oasis. Says his dream foursome would include Oasis band members Liam Gallagher and Noel Gallagher and "some sort of counselor so we could get the best band in the world back together."
- Lists earning back his PGA TOUR playing privileges as his biggest achievement.



# Tony Finau<sup>(FEE-now)</sup>

**Height:** 6'4" (1.93 m)  
**Weight:** 200 (91 kg)  
**Age:** 30 (September 14, 1989)  
**Birthplace:** Salt Lake City, Utah  
**Residence:** Lehi, Utah  
**Family:** Wife, Alayna; Jraice (11/28/11), Leilene Aiaga (10/21/12), Tony (3/28/15), Sage (5/3/16)

**Special Interests:** Fire knife dancing, playing guitar, watching movies  
**Turned Professional:** 2007  
**City plays from:** Lehi, UT, United States

## Exempt Status

Top 125 in 2018-19 FedExCup standings (thru 2019-20)

## Career Victories

### PGA TOUR Victories (1):

**2016 (1)** Puerto Rico Open at Coco Beach.

### Korn Ferry Tour Victories (1):

**2014 (1)** Stonebrae Classic.

## 2018-19 Season Highlights

Qualified for the FedExCup Playoffs for the fifth time in his fifth season and advanced to the TOUR Championship for the third consecutive season, finishing No. 7 in the FedExCup standings, his second consecutive top-10 mark in the FedExCup. Recorded six top-10s, with five coming in major championships, World Golf Championships and the FedExCup Playoffs, and made 20 cuts in 25 starts.

## PGA TOUR

**World Golf Championships-HSBC Champions** - In his first start of the season, held the solo 36- and 54-hole leads at the World Golf Championships-HSBC Champions before losing in a playoff to Xander Schauffele in Shanghai, China. Entered the final round at Sheshan International Golf Club with a three-stroke advantage and posted a 1-under 71 to force a playoff with Schauffele which went one extra hole. Marked his fourth runner-up in 120 TOUR starts. **Masters Tournament** - Highlighted by a third-round 64, posted four par-or-better scores to finish T5 in his second start at the Masters Tournament. Played the par 5s in 13-under, tied with Brooks Koepka for best in the field. Led the field in Driving Distance (316.3 yards). **Charles Schwab Challenge** - Finished runner-up by four strokes to Kevin Na at the Charles Schwab Challenge, marking his fifth runner-up finish since the start of the 2017-18 season, the most of any player during that span. Led by one following a first-round 64, the second sub-65 opening score of his career (2017 Sony Open in Hawaii, 2019 Charles Schwab Challenge). **The Open Championship** - With a solo-third at The Open Championship, earned his first top-three at a major. Represented fifth top-10 at majors in a two-year stretch. **BMW Championship** - Played in the final grouping on Sunday at the BMW Championship and finished fourth, recording his sixth top-10 in his 16th start in the FedExCup Playoffs. Entered the week needing a solo-third or better to earn one of eight automatic spots on the United States Presidents Cup team.

## National Team Selections

**Ryder Cup** : 2018

## Career Records

PGA TOUR (Playoff Record: 1 - 1)												
Season	Events	Rounds	1st	2nd	3rd	Top 10	Top 25	Cuts Made	Cuts Missed	WD	FedExCup Rank	Earnings
<b>Total:</b>	<b>144</b>	<b>495</b>	<b>1</b>	<b>5</b>	<b>2</b>	<b>32</b>	<b>69</b>	<b>111</b>	<b>33</b>			<b>\$16,721,084</b>
2019	25	84		2	1	6	12	20	5	7		\$4,344,380
2018	28	98		3		11	19	25	3	6		\$5,620,138
2017	29	104			1	8	12	24	5	19		\$2,838,629
2016	28	95	1			2	10	19	9	45		\$1,814,790
2015	31	106				5	16	22	9	43		\$2,095,186
2011	1	2							1			
2008	1	2							1			
2007	1	4						1				
(A) - Amateur												

Korn Ferry Tour (Playoff Record: 0 - 0)												
Season	Events	Rounds	1st	2nd	3rd	Top 10	Top 25	Cuts Made	Cuts Missed	WD	Priority Rank	Earnings
<b>Total:</b>	<b>28</b>	<b>95</b>	<b>1</b>			<b>5</b>	<b>14</b>	<b>21</b>	<b>6</b>			
2014	23	82	1			5	14	19	4		12	\$319,756
2012	1	4						1				\$1,650
2011	1	4										\$1,955
2010	1	2							1			
2007	1	2							1			
2006	1 (A)	1										
(A) - Amateur												

## Top Tournaments

PGA TOUR									
THE PLAYERS Championship	Masters Tournament	PGA Championship	U.S. Open	The Open Championship	WGC-HSBC Champions	WGC-Mexico	WGC-Dell Technologies Match Play	WGC-FedEx St. Jude Inv	
2019 T22	T5	T64	CUT	3	2 (P)	T25	T40	T27	
2018 T57	T10	T42	5	T9	T11	T27	T17	T10	
2017 CUT		T44		T27					
2016 CUT		CUT	CUT	T18					
2015		T10	T14						

FedExCup Playoffs			
THE NORTHERN TRUST	Dell Technologies Championship	BMW Championship	TOUR Championship
2019 T30		4	7
2018 2	T4	T8	T15
2017 T54	T65	T7	T7
2016 12	T24	T66	
2015 T16	CUT	T47	

## Personal

- Born in Salt Lake City, is of Tongan and Samoan descent.
- First sport was fire-knife dancing, a Samoan ritual.
- Member of the Church of Jesus Christ Latter Day Saints.
- Third oldest of seven siblings, including four brothers and two sisters. Brother, Gipper, is the youngest player to make a Korn Ferry Tour cut, doing so at age 16 years, 20 days in Utah in 2006 (T58). His cousin is NBA basketball player Jabari Parker.
- Played center on the basketball team and helped team reach the state tournament his junior and senior seasons. Averaged 11 rebounds per game as a senior. Chose to not pursue basketball and concentrated on golf instead despite college basketball scholarship offers. Turned professional at 17 after graduating high school.
- Attended West High, the same high school as 1926 U.S. Amateur champion and five-time PGA TOUR winner George Von Elm.
- Finished second on Golf Channel's "Big Break Disney" in 2009.
- Favorite teams are the Los Angeles Lakers, the Dallas Cowboys, the Utah Utes and the USC Trojans.
- Food lover. If not a professional golfer, he would be a chef.
- Established The Tony Finau Foundation, built on a family discovered experience through the game of golf. It aims to empower and inspire youth and their families to discover, develop, and achieve the best of their gifts and talents through the game of golf, educational funding, and core family values.



# Matthew Fitzpatrick

**Height:** 5'10" (1.78 m)  
**Weight:** 155 (70 kg)  
**Age:** 25 (September 1, 1994)  
**Birthplace:** Sheffield, England  
**Residence:** Sheffield, England  
**Family:** Single

**Education:** Northwestern University  
**Special Interests:** Football, Sheffield United Football Club, sports  
**Turned Professional:** 2014  
**City plays from:** Sheffield, England

## Exempt Status

Top 125 non-member (thru 2019-20)

## Career Victories

### International Victories (5):

**2015** British Masters [Eur]. **2016** Nordea Masters [Eur]. **2016** DP World Tour Championship [Eur]. **2017** Omega European Masters [Eur].  
**2018** Omega European Masters [Eur].

## Player Statistics

**Career Low Round: 64** - 2019 World Golf Championships-FedEx St. Jude Invitational (Round 2)

**Career High FedExCup Rank: #152** : 2018 U.S. Open

**Career High Official World Golf Rank: #27** : 2019 Wyndham Championship

**Career Largest Paycheck:** \$982,800 : 2019 Arnold Palmer Invitational presented by Mastercard (Finished 2)

## 2018-19 Season Highlights

Recorded two top-10s and made 13 cuts in 14 starts, earning enough Non-Member FedExCup Points to secure full PGA TOUR membership for the 2019-20 season. Best result was a runner-up result at the Arnold Palmer Invitational.

## PGA TOUR

**Arnold Palmer Invitational presented by Mastercard** - Earned a runner-up at the Arnold Palmer Invitational presented by Mastercard after holding a one-shot 54-hole lead, the first of his career. With 300 Non-Member FedExCup points, qualified for and accepted Special Temporary Membership for the second consecutive season. Represented his first top-five in 46 starts on TOUR. **World Golf Championships-FedEx St. Jude Invitational** - Held a two-stroke lead through 36 holes of the World Golf Championships-FedEx St. Jude Invitational before finishing T4. Marked first career top-five in a WGC.

## National Team Selections

**Ryder Cup** : 2016 **Eurasia Cup** : 2016 **Walker Cup** : 2013

## Career Records

PGA TOUR (Playoff Record: 0-0)												
Season	Events	Rounds	1st	2nd	3rd	Top 10	Top 25	Cuts Made	Cuts Missed	WD	FedExCup Rank	Earnings
<b>Total:</b>	<b>56</b>	<b>179</b>		<b>1</b>		<b>5</b>	<b>15</b>	<b>41</b>	<b>15</b>			<b>\$2,740,720</b>
2019	14	51		1		2	5	13	1			\$1,553,750
2018	13	40				1	3	9	4			
2017	12	38					4	9	3			
2016	12	34				2	2	7	5			
2014	4 (A)	12					1	2	2			
2013	1 (A)	4						1				

(A) - Amateur

## Top Tournaments

PGA TOUR									
THE PLAYERS Championship	Masters Tournament	PGA Championship	U.S. Open	The Open Championship	WGC-HSBC Champions	WGC-Mexico	WGC-Dell Technologies Match Play	WGC-FedEx St. Jude Inv	
2019 T41	T21	T41	T12	T20	T54	T27	T61	T4	
2018 T46	T38	CUT	T12	CUT	T9	T30	T36	T48	
2017 CUT	32	CUT	T35	T44	T16	T16	T17	T50	
2016 CUT	T7	T49	T54	CUT	T7	T35	T38		
2014	CUT		T48						
2013				T44					

## Personal

- Played one season for Northwestern University outside Chicago before leaving school to turn professional.
- When he won the 2013 U.S. Amateur, he became the first English winner of the U.S. Amateur since Harold Hilton in 1911.
- With a T44 finish at the 2013 Open Championship and a T48 finish at the 2014 U.S. Open, became the first amateur since Bobby Jones in 1930 to hold low amateur titles at The Open Championship and U.S. Open at the same time.
- Fan of Sheffield United F.C.



# Tommy Fleetwood

**Height:** 5'11" (1.8 m)  
**Weight:** 168 (76 kg)  
**Age:** 28 (January 19, 1991)  
**Birthplace:** Southport, England  
**Residence:** Southport, England  
**Family:** Wife, Clare; Franklin

**Turned Professional:** 2010  
**City plays from:** England

## Exempt Status

Top 125 in 2018-19 FedExCup standings (thru 2019-20)

## Career Victories

### International Victories (5):

**2011** Kazakhstan Open [EurChall]. **2013** Johnnie Walker Championship at Gleneagles [Eur]. **2017** Abu Dhabi HSBC Championship [Eur]. **2017** HNA Open de France [Eur]. **2018** Abu Dhabi HSBC Championship presented by EGA [Eur].

### Other Victories (2):

**2013** Farmfoods British Par-3 Championship. **2011** Formby Hall Classic [PGA EuroPro].

## 2018-19 Season Highlights

Qualified for the FedExCup Playoffs and advanced to the TOUR Championship for the second time in his second season as a member, finishing the season in a tie for 16th in the FedExCup standings. Made the cut in all 18 starts, extending his made cuts streak to 28, the longest active streak on the PGA TOUR at the time the season ended. Recorded six top-10s for the second consecutive season, including two runner-up finishes, and led the TOUR in Scrambling (67.98%).

## PGA TOUR

**World Golf Championships-HSBC Champions** - In his first start of the season, finished T7 at the World Golf Championships-HSBC Champions in Shanghai, China. **World Golf Championships-Mexico Championship** - Started second round of World Golf Championships-Mexico Championship with consecutive eagle 2s at No.1 (18' 11a€ putt) and No. 2 (holed out from 39 yards) en route to 6-under 65 at Club de Golf Chapultepec, becoming the first player in the ShotLink era (since 1983) to open a round on TOUR with back-to-back eagles on par-4 holes. Eventually finished T19 in the tournament. The last time a player started a round on TOUR with consecutive eagles was Sean O'Hair in 2009 at WGC-Mexico Championship (at Doral Resort & Spa). **Arnold Palmer Invitational presented by Mastercard** - Finished T3 at the Arnold Palmer Invitational presented by Mastercard, three strokes behind champion Francesco Molinari. As the 36-hole co-leader, posted 76-68 on the weekend for his best result after any 36-hole lead/co-lead on TOUR (4th/2017 U.S. Open, T14/2018 WGC-FedEx St. Jude Invitational, T3/2019 Arnold Palmer Invitational). **THE PLAYERS Championship** - Held a share of the 18- and 36-hole leads at THE PLAYERS Championship. Played in the final group on Sunday, one shot behind 54-hole leader Jon Rahm. Made four bogeys, one birdie and an eagle to close with a 1-over 73, finishing T5 in his third start at TPC Sawgrass. Marked his second consecutive top-10 in the event, following a T7 in 2018. **Zurich Classic of New Orleans** - Teamed with fellow Zurich ambassador Sergio Garcia to finish runner-up at the Zurich Classic of New Orleans, three strokes behind Jon Rahm/Ryan Palmer at TPC Louisiana. Made second start in the event since it became a team event, having finished T4 in 2018 with fellow Englishman Chris Paisley. **The Open Championship** - Earned a runner-up at The Open Championship, his second career solo-second at a major championship (first: 2018 U.S. Open). At 12-under 201, became the first player in the history of The Open to be trailing after 54 holes with a score of 201 or better. **World Golf Championships-FedEx St. Jude Invitational** - Shot a final-round 66 to finish T4 at the World Golf Championships-FedEx St. Jude Invitational. Led the field in Strokes Gained: Tee-to-Green (1.904 per round). Marked his third top-five in his 16th start in WGCs.

## National Team Selections

**Seve Trophy** : 2013 **Walker Cup** : 2009 **Ryder Cup** : 2018

## Career Records

PGA TOUR (Playoff Record: 0-0)												
Season	Events	Rounds	1st	2nd	3rd	Top 10	Top 25	Cuts Made	Cuts Missed	WD	FedExCup Rank	Earnings
<b>Total:</b>	<b>59</b>	<b>194</b>		<b>4</b>	<b>1</b>	<b>16</b>	<b>33</b>	<b>50</b>	<b>9</b>			<b>\$8,765,317</b>
2019	18	64		2	1	6	12	18			16	\$3,853,651
2018	19	66		1		6	15	18	1		19	\$3,935,147
2017	10	32		1		3	3	8	2			
2016	2	6						1	1			
2015	7	18				1	2	4	3			
2014	3	8					1	1	2			

(A) - Amateur

## Top Tournaments

PGA TOUR									
	THE PLAYERS Championship	Masters Tournament	PGA Championship	U.S. Open	The Open Championship	WGC-HSBC Champions	WGC-Mexico	WGC-Dell Technologies Match Play	WGC-FedEx St. Jude Inv
2019	T5	T36	T48	T65	2	T7	T19	T24	T4
2018	T7	T17	T35	2	T12	T20	T14	T17	T14
2017	T41	CUT	T61	4	T27		2	T39	T28
2016					CUT	T30			
2015			CUT	T27	CUT	T24			
2014			CUT		CUT	T18			

FedExCup Playoffs			
	THE NORTHERN TRUST	Dell Technologies Championship	BMW Championship
2019	T43		T11
2018	T20	T24	T8

	TOUR Championship
2019	T16
2018	T11

## Personal

- When he was a child, he and his father, Pete, used to sneak on to Royal Birkdale. Would later make his first cut in an Open Championship at Royal Birkdale in 2017.
- His wife Clare is also his manager. Along with Clare's two children, the couple have a boy, Franklin, born in October 2017.
- Reads a lot of books including detective stories, historical books and biographies.
- Loves yoga and meditation and uses the Headspace app.
- Watches lots of other sports including football, rugby, darts and loves following Everton Football Club.



# Rickie Fowler

**Height:** 5'9" (1.75 m)  
**Weight:** 150 (68 kg)  
**Age:** 30 (December 13, 1988)  
**Birthplace:** Murrieta, California  
**Residence:** Jupiter, Florida  
**Family:** Wife, Allison

**Education:** Oklahoma State University  
**Special Interests:** Fishing, motocross  
**Turned Professional:** 2009  
**City plays from:** Murrieta, CA, United States

## Exempt Status

Winner, THE PLAYERS Championship (thru 2021-22)

## Career Victories

### PGA TOUR Victories (5):

**2012 (1)** Wells Fargo Championship. **2015 (2)** THE PLAYERS Championship, Deutsche Bank Championship. **2017 (1)** The Honda Classic. **2019 (1)** Waste Management Phoenix Open.

### International Victories (3):

**2011** Kolon Korea Open [OneAsia]. **2015** Aberdeen Asset Management Scottish Open [Eur]. **2016** Abu Dhabi HSBC Golf Championship [Eur].

### Other Victories (1):

**2018** Hero World Challenge.

## 2018-19 Season Highlights

Picked up his fifth PGA TOUR title with a win at the Waste Management Phoenix Open and qualified for the FedExCup Playoffs for the 10th consecutive season, advancing to the TOUR Championship for the sixth time and finishing the season tied for 19th in the FedExCup standings. Earned six top-10s and made the cut in 18 of 20 starts.

## PGA TOUR

**Shriners Hospitals for Children Open** - Finished T4 at the Shriners Hospitals for Children Open, his second top-10 at the event. Final-round 63 was fourth career 63-or-better and first in the final round. **Waste Management Phoenix Open** - Won fifth PGA TOUR title at the Waste Management Phoenix Open in his 220th career start at the age of 30 years, 1 month, 21 days. Began the final round with a four-shot lead and won by two strokes after recording a double bogey and triple bogey en route to a closing 3-over 74. Became the first player since 1983 to win with both a double bogey and triple bogey or worse in the final round. Triple bogey came at No. 11 at TPC Scottsdale after he chipped his ball into the water and received an additional penalty when the ball rolled back into the water after he had placed it back into play. Marked the second time of seven occasions he converted a 54-hole lead to victory. **The Honda Classic** - Overcame a 2-over 72 in round two of The Honda Classic with weekend scores of 66-67 at PGA National to finish T2 with Brooks Koepka and one shot back of Keith Mitchell at 8-under 272. The share of second place marked his 14th runner-up finish on the PGA TOUR. Represented third top-10 in four years at the event. **Masters Tournament** - Recorded second consecutive and third career top-10 at the Masters Tournament, tying Patrick Cantlay and Jon Rahm for ninth. Had not previously carded four sub-par scores in eight starts at Augusta National Golf Club. **Wells Fargo Championship** - Earned fourth top-10 in his eighth start at the Wells Fargo Championship, tying three others for fourth at 9-under 275. Third-round 66 tied his lowest score in 31 rounds at the event. **The Open Championship** - Finished T6 at The Open Championship, his third top-10 in 10 starts at the event.

## National Team Selections

**Arnold Palmer Cup** : 2008 **Presidents Cup** : 2015, 2017 **Ryder Cup** : 2010, 2014, 2016, 2018 **Olympic Games** : 2016 **Walker Cup** : 2007, 2009 **World Cup** : 2016

## Career Records

PGA TOUR (Playoff Record: 2 - 2)												
Season	Events	Rounds	1st	2nd	3rd	Top 10	Top 25	Cuts Made	Cuts Missed	WD	FedExCup Rank	Earnings
<b>Total:</b>	<b>236</b>	<b>822</b>	<b>5</b>	<b>14</b>	<b>7</b>	<b>70</b>	<b>118</b>	<b>189</b>	<b>47</b>			<b>\$37,953,268</b>
2019	20	76	1	1		6	11	18	2	19		\$3,945,810
2018	20	74		2		6	14	17	3	17		\$4,235,237
2017	21	76	1	2	2	10	16	18	3	7		\$6,083,197
2016	23	77		1		8	12	18	5	31		\$2,713,563
2015	21	72	2	1	1	7	10	17	4	4		\$5,773,430
2014	26	85		2	2	10	14	19	7	9		\$4,806,117
2013	22	74			1	5	10	18	4	38		\$1,816,742
2012	23	83	1	1		5	8	20	3	28		\$3,066,293
2011	24	81		1		4	11	19	5	43		\$2,084,681
2010	28	98		2	1	7	10	20	8	32		\$2,857,108
2009	3	12		1		2	2	3				
	3 (A)	8						1	2			
2008	2 (A)	6						1	1			
(A) - Amateur												

Korn Ferry Tour (Playoff Record: 0 - 1)												
Season	Events	Rounds	1st	2nd	3rd	Top 10	Top 25	Cuts Made	Cuts Missed	WD	Priority Rank	Earnings
<b>Total:</b>	<b>4</b>	<b>14</b>		<b>1</b>		<b>1</b>	<b>1</b>	<b>3</b>	<b>1</b>			<b>\$5,900</b>
2009	2	6						1	1			
	1 (A)	4		1		1	1	1				
2008	1 (A)	4						1				
(A) - Amateur												

## Top Tournaments

PGA TOUR									
THE PLAYERS Championship	Masters Tournament	PGA Championship	U.S. Open	The Open Championship	WGC-HSBC Champions	WGC-Mexico	WGC-Dell Technologies Match Play	WGC-FedEx St. Jude Inv	
2019 T47	T9	T36	T43	T6		T36			
2018 CUT	2	T12	T20	T28		T37		T17	
2017 T60	T11	T5	T5	T22	T6	T16		9	
2016 CUT	CUT	T33	CUT	T46	T17	T8	T38	T10	
2015 1(P)	T12	T30	CUT	T30	T3	T12	T9	T10	
2014 T77	T5	T3	T2	T2	T55	T44	3	T8	
2013 CUT	T38	T19	T10	CUT		T35	T33	T21	
2012 T2	T27	CUT	T41	T31		T45	T33	T60	
2011 CUT	T38	T51	CUT	T5		8	T9	T2	
2010 CUT				T14				T33	
2009			CUT		T25				
2008			T60						

FedExCup Playoffs			
THE NORTHERN TRUST	Dell Technologies Championship	BMW Championship	TOUR Championship
2019 CUT		T11	T19
2018		T8	T7
2017 T20	T13	T2	T26
2016 T7	T46	59	
2015 CUT	1	T4	T12
2014 T9	T23	T4	8
2013 T9	CUT	T39	
2012 T24	T74	T41	T23
2011 T52	T52	48	
2010 T36	T41	T45	

## Personal

- Gave up serious dirt-bike riding after an accident prior to his freshman year in high school resulted in a couple of broken bones in his foot. His father, Rod, who owns a trucking company, enjoyed riding dirt bikes and won the 1986 Baja 1000 while racing for a Yamaha team.
- His middle name comes from his grandfather, Taka Tanaka.
- Started playing golf at age 3.



# Harrison Frazar (FRAY-zhur)

**Height:** 6'0" (1.83 m)  
**Weight:** 190 (86 kg)  
**Age:** 48 (July 29, 1971)  
**Birthplace:** Dallas, Texas  
**Residence:** Dallas, Texas  
**Family:** Wife, Allison; William Harrison, Charles "Ford", Richard Slayden

**Education:** University of Texas (1996, Psychology and Business Foundations)  
**Special Interests:** Sports, fishing, hunting  
**Turned Professional:** 1996  
**City plays from:** Dallas, TX, United States

## Exempt Status

Major Medical Extension

## Career Victories

### PGA TOUR Victories (1):

**2011 (1)** FedEx St. Jude Classic.

### Korn Ferry Tour Victories (1):

**1997 (1)** NIKE South Carolina Classic.

### Other Victories (1):

**2011** Callaway Golf Pebble Beach Invitational.

## Player Statistics

**Career Low Round:** 62 - 2005 B.C. Open (Round 4)

**Career High FedExCup Rank:** #4 : 2012 Sony Open in Hawaii

**Career High Official World Golf Rank:** #82 : 2012 Sony Open in Hawaii

**Career Largest Paycheck:** \$1,008,000 : 2011 FedEx St. Jude Classic (Finished 1)

## Career Records

PGA TOUR (Playoff Record: 1 - 1)													
Season	Events	Rounds	1st	2nd	3rd	Top 10	Top 25	Cuts Made	Cuts Missed	WD	FedExCup Rank	Earnings	
<b>Total:</b>	<b>406</b>	<b>1248</b>	<b>1</b>	<b>5</b>	<b>6</b>	<b>37</b>	<b>83</b>	<b>225</b>	<b>179</b>	<b>1</b>		<b>\$11,456,390</b>	
2015	7	20						3	4		247	\$37,550	
2014	15	38						4	11		223	\$47,247	
2012	20	54		1		2	2	8	12		121	\$730,203	
2011	19	58	1			1	2	10	9		77	\$1,322,267	
2010	17	44					2	4	13		190	\$201,280	
2009	28	93				1	7	19	9		104	\$738,615	
2008	23	73				1	4	13	10		174	\$444,059	
2007	32	88				2	5	11	21		121	\$698,534	
2006	29	91				2	11	18	10	1		\$889,022	
2005	31	101			2	4	7	21	10			\$999,083	
2004	25	82		2	1	4	7	17	8			\$1,446,764	
2003	27	85			1	4	5	17	9			\$776,876	
2002	28	88				5	6	15	13			\$731,295	
2001	25	84				4	9	18	7			\$792,456	
2000	24	70			2	2	5	12	12			\$608,535	
1999	29	96		1		2	6	19	10			\$530,971	
1998	26	81		1		3	5	16	10			\$461,633	
1997	1	2							1				

(A) - Amateur

Korn Ferry Tour (Playoff Record: 0 - 0)													
Season	Events	Rounds	1st	2nd	3rd	Top 10	Top 25	Cuts Made	Cuts Missed	WD	Priority Rank	Earnings	
<b>Total:</b>	<b>31</b>	<b>104</b>	<b>1</b>		<b>1</b>	<b>6</b>	<b>13</b>	<b>22</b>	<b>9</b>				
2014	4	14						3	1		99	\$7,600	
1998	1	4						1				\$473	
1997	25	82	1		1	6	13	17	8			\$104,023	
1996	1	4						1				\$570	

(A) - Amateur

## Top Tournaments

PGA TOUR													
	THE PLAYERS Championship	Masters Tournament	PGA Championship	U.S. Open	The Open Championship	WGC-HSBC Champions	WGC-Mexico	WGC-Dell Technologies Match Play	WGC-FedEx St. Jude Inv				
2012	T46	CUT											
2011													
2010	CUT												
2007	T52												
2006	T63												
2005	CUT		T20										
2004	CUT		CUT										
2003	CUT												
2002	T44												
2001	CUT												
2000	T33												
1999	CUT												
1998													

FedExCup Playoffs			
	THE NORTHERN TRUST	Dell Technologies Championship	BMW Championship
2012	CUT		
2011	T58	CUT	
2009	T52		
2007	CUT	CUT	

## Personal

- Grew up in Abilene, Texas, and moved to Dallas in 1985. Was a three-time all-state player and won two state championships with Highland Park High from 1986-90.
- Graduated from University of Texas in 1996 with a degree in Psychology and Business Foundations. Was roommates with Justin Leonard who is a lifelong friend.
- Went to work in Dallas for a commercial real-estate firm working as an analyst for office, retail and industrial acquisitions and development, as well as golf course management and development. Also designs golf courses in Texas.
- Enjoys spending time with friends and family.



# Dylan Frittelli

**Height:** 6'2" (1.88 m)  
**Weight:** 179 (81 kg)  
**Age:** 29 (June 5, 1990)  
**Birthplace:** Johannesburg, South Africa  
**Residence:** Austin, Texas

**Education:** University of Texas (2012, Geography)  
**Turned Professional:** 2012  
**City plays from:** Johannesburg, South Africa

## Exempt Status

Tournament winner (thru 2020-21)

## Career Victories

### PGA TOUR Victories (1):

**2019 (1)** John Deere Classic.

### International Victories (4):

**2013** Karnten Golf Open [EurChall]. **2016** Rolex Trophy [EurChall]. **2017** AfrAsia Bank Mauritius Open [Eur]. **2017** Lyoness Open [Eur].

## 2018-19 Season Highlights

Earned first career PGA TOUR title at the John Deere Classic and advanced to the FedExCup Playoffs for the first time in his career, ending the season at No. 63 in the FedExCup standings following the BMW Championship. Earned one top-10 finish, making 17 cuts in 24 starts.

## PGA TOUR

**John Deere Classic** - Earned his first PGA TOUR victory at the John Deere Classic, firing a bogey-free 64 in the final round to win by two strokes over Russell Henley. The victory came in his 33rd TOUR start at the age 29 years, 1 month, 9 days. With the win, earned the final spot in the The Open Championship at Royal Portrush. Made just one bogey for the week, becoming the first winner since Brandt Snedeker at the 2015 AT&T Pebble Beach Pro-Am to make one bogey over 72 holes. Had not previously recorded a top-10 on TOUR.

## National Team Selections

**Eisenhower Trophy** : 2008, 2010 **World Cup** : 2018

## Career Records

### PGA TOUR (Playoff Record: 0-0)

Season	Events	Rounds	1st	2nd	3rd	Top 10	Top 25	Cuts Made	Cuts Missed	WD	FedExCup Rank	Earnings
<b>Total:</b>	<b>37</b>	<b>117</b>	<b>1</b>			<b>1</b>	<b>6</b>	<b>24</b>	<b>13</b>			
2019	24	81	1			1	4	17	7		63	\$1,576,974
2018	11	30					2	6	5			
2017	2	6						1	1			

(A) - Amateur

### Korn Ferry Tour (Playoff Record: 0-0)

Season	Events	Rounds	1st	2nd	3rd	Top 10	Top 25	Cuts Made	Cuts Missed	WD	Priority Rank	Earnings
<b>Total:</b>	<b>4</b>	<b>16</b>				<b>1</b>	<b>2</b>	<b>4</b>				<b>\$48,600</b>
2018	4	16				1	2	4			36	\$48,600

(A) - Amateur

## Top Tournaments

PGA TOUR	THE PLAYERS Championship	Masters Tournament	PGA Championship	U.S. Open	The Open Championship	WGC-HSBC Champions	WGC-Mexico	WGC-Dell Technologies Match Play	WGC-FedEx St. Jude Inv
2019			CUT		T32				
2018		CUT	T31	CUT	CUT		T55	T36	
2017			T63		CUT				

### FedExCup Playoffs

THE NORTHERN TRUST	Dell Technologies Championship	BMW Championship	TOUR Championship
2019 T43		T52	

## Personal

- Did not receive formal golf training until age 12.
- Born in Johannesburg, South Africa, attended the University of Texas where as a senior, he sank the winning putt for the Longhorns' first National Championship in 40 years in the 2012 final against Alabama. The winning Texas team also included Jordan Spieth, who was a freshman.
- Challenged Spieth for Player of the Year as a senior at Texas.
- Posted a 3.40 GPA as a geography major. Won the 2012 Byron Nelson Award given to the top academic golfer in the nation.
- Uncle was a music professor at the University of Texas.



# Jim Furyk<sup>(FYUR-ik)</sup>

**FedExCup Champion:** 2010  
**Height:** 6' 2" (1.88 m)  
**Weight:** 185 (84 kg)  
**Age:** 49 (May 12, 1970)  
**Birthplace:** West Chester, Pennsylvania  
**Residence:** Ponte Vedra Beach, Florida  
**Family:** Wife, Tabitha; Caleigh Lynn; Tanner James

**Education:** University of Arizona  
**Special Interests:** All sports  
**Turned Professional:** 1992  
**City plays from:** Jacksonville, FL, United States

## Exempt Status

Top 125 in 2018-19 FedExCup standings (thru 2019-20)

## Career Victories

### PGA TOUR Victories (17):

**1995 (1)** Las Vegas Invitational. **1996 (1)** United Airlines Hawaiian Open. **1998 (1)** Las Vegas Invitational. **1999 (1)** Las Vegas Invitational. **2000 (1)** Doral-Ryder Open. **2001 (1)** Mercedes Championships. **2002 (1)** Memorial Tournament. **2003 (2)** U.S. Open Championship, Buick Open. **2005 (1)** Cialis Western Open. **2006 (2)** Wachovia Championship, Canadian Open. **2007 (1)** Canadian Open presented by Franklin Templeton Investments. **2010 (3)** Transitions Championship, Verizon Heritage, THE TOUR Championship presented by Coca-Cola. **2015 (1)** RBC Heritage.

### Korn Ferry Tour Victories (1):

**1993 (1)** NIKE Mississippi Gulf Coast Classic.

### International Victories (3):

**2005** Nedbank Challenge[S.Af]. **2006** Nedbank Challenge[S.Af].

### Other Victories (3):

**2009** Chevron World Challenge. **2003** PGA Grand Slam of Golf. **1998** Fred Meyer Challenge [with David Duval].

## 2018-19 Season Highlights

Qualified for the FedExCup Playoffs for the 11th time and advanced to the BMW Championship for the eighth time in the FedExCup era, finishing the season No. 51 in the standings, his best result since making it to the TOUR Championship in the 2014-15 season. Snapped a streak of two seasons without an appearance in the FedExCup Playoffs. Collected three top-10s, including a runner-up at THE PLAYERS Championship, and made the cut in 16 of 21 starts.

## PGA TOUR

**Mayakoba Golf Classic** - Finished T6 at the Mayakoba Golf Classic while ranking No. 1 in greens in regulation (47/56). **The Honda Classic** - Overcame a 2-over 72 in round two with weekend scores of 68-67 to finish T9 at The Honda Classic. Marked his fifth top-10 in 10 starts in the event and was his 187th top-10 finish in 597 TOUR starts. **THE PLAYERS Championship** - Posted the clubhouse lead at 15-under in the final round of THE PLAYERS Championship before finishing one shot behind winner Rory McIlroy. Birdied holes No. 16 and 18 as he sought to become the oldest winner in THE PLAYERS Championship history and the first Ponte Vedra Beach, Florida resident to win since Fred Funk in 2005. Marked his second runner-up in 23 appearances at THE PLAYERS and 31st career runner-up on TOUR. One of 24 players in the 2019 field who played THE PLAYERS when it was held in March and one of 11 to make it to Sunday. Began the final round five shots of pace and posted five birdies and one eagle for a final-round 5-under 67.

## National Team Selections

**Ryder Cup** : 1997, 1999, 2002, 2004, 2006, 2008, 2010, 2012, 2014 **Ryder Cup Captain** : 2018 **Presidents Cup** : 1998, 2000, 2003, 2005, 2007, 2009, 2011 **World Cup** : 2003

## Career Records

PGA TOUR (Playoff Record: 4 - 8)													
Season	Events	Rounds	1st	2nd	3rd	Top 10	Top 25	Cuts Made	Cuts Missed	WD	FedExCup Rank	Earnings	
<b>Total:</b>	<b>612</b>	<b>2138</b>	<b>17</b>	<b>31</b>	<b>17</b>	<b>188</b>	<b>326</b>	<b>501</b>	<b>110</b>				
2019	21	68		1		3	8	16	5		51	\$2,669,938	
2018	15	48				2	2	10	5		141	\$660,010	
2017	18	51				1	2	10	8		157	\$558,098	
2016	14	52		1		3	5	12	2		86	\$1,538,204	
2015	19	64	1		1	7	10	17	2	1	29	\$3,732,664	
2014	21	80		4		11	18	21	4		4	\$5,987,395	
2013	22	78		1	2	7	12	19	3		14	\$3,204,779	
2012	24	84		2	1	8	14	20	4		15	\$3,623,805	
2011	26	86				4	11	19	7		36	\$1,529,690	
2010	21	74	3			7	13	18	3		1	\$4,809,622	
2009	23	83		2	1	11	14	21	2		4	\$3,946,515	
2008	26	94		1	2	9	13	23	3		8	\$3,455,714	
2007	23	82	1	2	2	8	16	20	3		8	\$4,154,046	
2006	24	88	2	4	3	13	19	22	2			\$7,213,316	
2005	26	93	1	4		10	14	23	3			\$4,253,369	
2004	14	44				2	5	8	6			\$691,675	
2003	27	101	2	1	1	15	22	25	2			\$5,182,865	
2002	25	85	1			9	14	19	6			\$2,363,250	
2001	24	88	1	2		8	16	19	5			\$2,540,734	
2000	25	95	1		1	8	15	24	1			\$1,940,519	
1999	25	96	1	1		8	17	24	1			\$1,827,593	
1998	28	101	1	2	2	12	19	24	4			\$2,054,334	
1997	27	98		3	1	13	17	24	3			\$1,619,480	
1996	28	100	1			3	13	24	4			\$738,950	
1995	31	102	1			3	10	22	8	1		\$535,380	
1994	31	95				3	7	17	14			\$236,603	
1993	1	2							1				
1991	1(A)	2							1				
1990	1(A)	2							1				
1988	1(A)	2							1				

(A) - Amateur

Korn Ferry Tour (Playoff Record: 0 - 0)													
Season	Events	Rounds	1st	2nd	3rd	Top 10	Top 25	Cuts Made	Cuts Missed	WD	Priority Rank	Earnings	
<b>Total:</b>	<b>26</b>	<b>73</b>	<b>1</b>	<b>1</b>		<b>4</b>	<b>7</b>	<b>14</b>	<b>12</b>			<b>\$62,055</b>	
1994	1	4				1	1	1				\$3,815	
1993	25	69	1	1		3	6	13	12			\$58,240	

(A) - Amateur

## Player Statistics

**Career Low Round: 58** - 2016 Travelers Championship (Round 4)

**Career High FedExCup Rank: #1** : 2010 THE TOUR Championship presented by Coca-Cola

**Career High Official World Golf Rank: #2** : 2007 The Barclays

**Career Largest Paycheck:** \$1,350,000 : 2019 THE PLAYERS Championship (Finished 2)

## Top Tournaments

PGA TOUR	THE PLAYERS Championship	Masters Tournament	PGA Championship	U.S. Open	The Open Championship	WGC-HSBC Champions	WGC-Mexico	WGC-Dell Technologies Match Play	WGC-FedEx St. Jude Inv
2019	2		CUT	T28	T63			T17	T27
2018			T71	T48					
2017	CUT	CUT	CUT	T23			T58	T30	
2016	T35		T73	T2	T59		DNS		T42
2015	T56	CUT	T30	T42	T30		T12	4	T3
2014	2	T14	T5	T12	4		T62	T5	T15
2013	CUT	T25	2	CUT	CUT		T35	T17	T9
2012	T25	T1	T42	T4	T34			T33	T2
2011	CUT	T24	T39	CUT	T48	T62	T49	T33	T23
2010	T47	CUT	T24	T16	CUT		T37	T17	T6
2009	T5	T10	T63	T33	T34		3	T9	T51
2008	T27	T33	T29	T36	T5		T2	T33	T27
2007	T28	T13	CUT	T2	T12		T35	T17	DNS
2006	T3	T22	T29	T2	4		4	T33	3
2005	CUT	28	T34	T28	CUT		T15	T33	T24
2004			CUT	T48	CUT		T36		T22
2003	T4	4	T18	1	CUT		T12	T9	T6
2002	T14	CUT	9	CUT	CUT		T33	T9	T6
2001	T21	T6	T7	T62	CUT				2 (P)
2000	T61	T14	T72	60	T41			T9	T4
1999	T17	T14	T8	T17	T10		T11	T33	T10
1998	T35	4	CUT	T14	T4				
1997	T53	T28	T6	T5	4				
1996	T13	T29	T17	T5	T44				
1995	CUT		T13						
1994				T28					

FedExCup Playoffs				
THE NORTHERN TRUST	Dell Technologies Championship	BMW Championship	TOUR Championship	
2019	T52	T57		
2016	T41	T57		
2015	T11	T4	W/D	DNS
2014	8	T23	T4	T2
2013	T6	T27	3	T14
2012	CUT	T13	9	7
2011	T52	6	T22	
2010		T37	T15	1
2009	T15	T8	T2	T7
2008	T12	T7	T3	T6
2007	T25	T55	T14	T11

## Personal

- Father, Mike, has been his only swing instructor.
- In 2015, received the ASAP Sports/Jim Murray Award that honors a player who is cooperative and accommodating to the media. The award is presented at the Golf Writers Association of America annual award dinner the week of the Masters.
- In 2016, received the Payne Stewart Award presented annually to a professional golfer who best exemplifies Stewart's steadfast values of character, charity and sportsmanship.
- The Jim and Tabitha Furyk Foundation is involved with various projects throughout North Florida and supports the following charities: Operation Shower, Blessings in a Backpack, Wolfson Children's Hospital, Community PedsCare, MaliVai Washington Youth Foundation and the Monique Burr Foundation.
- Met his wife, Tabitha, at the Memorial Tournament in Ohio in 1995. Tabitha went to Ohio State University.
- Lifelong Pittsburgh Steelers fan.
- Played one year of high school basketball as a sophomore.



# Sergio Garcia

**Height:** 5'10" (1.78 m)  
**Weight:** 180 (82 kg)  
**Age:** 39 (January 9, 1980)  
**Birthplace:** Castellon, Spain  
**Residence:** Crans-Montana, Switzerland  
**Family:** Wife, Angela; Azalea Adele

**Special Interests:** Real Madrid FC and CF Borriol (soccer), kids, tennis  
**Turned Professional:** 1999  
**City plays from:** Castellon, Spain

## Exempt Status

Winner, Masters Tournament (thru 2021-22)

## Career Victories

### PGA TOUR Victories (10):

**2001 (2)** MasterCard Colonial, Buick Classic. **2002 (1)** Mercedes Championships. **2004 (2)** EDS Byron Nelson Championship, Buick Classic. **2005 (1)** Booz Allen Classic. **2008 (1)** THE PLAYERS Championship. **2012 (1)** Wyndham Championship. **2016 (1)** AT&T Byron Nelson. **2017 (1)** Masters Tournament.

### International Victories (19):

**1999** Murphy's Irish Open [Eur]. **1999** Linde German Masters [Eur]. **2001** Lancome Trophy [Eur]. **2002** Canarias Open de Espana [Eur]. **2004** Mallorca Classic [Eur]. **2005** Omega European Masters [Eur]. **2008** Castello Masters [Eur]. **2008** World Golf Championships-HSBC Champions [Eur]. **2008** Castello Masters [Eur]. **2011** Andalucia Masters [Eur]. **2013** Commercial Bank Qatar Masters [Eur]. **2017** Omega Dubai Desert Classic [Eur]. **2017** Andalucia Valderrama Masters hosted by the Sergio Garcia Foundation [Eur]. **2018** Andalucia Valderrama Masters hosted by the Sergio Garcia Foundation [Eur]. **2002** Kolon Cup Korean Open [Asia]. **2012** Iskandar Johor Open [Asia]. **2012** Thailand Golf Championship [Asia]. **2015** Ho Tram Open [Asia]. **2018** SMBC Singapore Open [Asia].

### Other Victories (4):

**2002** Nedbank Golf Challenge [SAf]. **2001** Nedbank Golf Challenge [SAf]. **1999** Dunhill Cup [with Miguel Angel Jimenez and Jose Maria Olazabal]. **1997** Catalanian Open Championship.

## 2018-19 Season Highlights

After failing to advance to the FedExCup Playoffs in 2018 for the first time in his career, finished the season No. 72 in the FedExCup standings. Entered THE NORTHERN TRUST inside the cut line for the top 70 to advance to the BMW Championship, but missed the cut in the first Playoffs event. Recorded five top-10s, including three top-fives, and made 11 cuts in 15 starts.

## PGA TOUR

**World Golf Championships-Mexico Championship** - Finished T6 at the World Golf Championships-Mexico Championship in his second start of the 2018-19 season. Second consecutive top-10 finish at Club de Golf Chapultepec after a T7 finish in 2018 and the 100th top-10 finish of his PGA TOUR career. **The Honda Classic** - Following even-par scores of 70 in rounds two and three at The Honda Classic, closed with a 1-under 69 to finish T9 with Jim Furyk and Jason Kokrak at 4-under 276. The top-10 came in his ninth tournament start and marked his best showing since finishing solo-second in 2016. **World Golf Championships-Dell Technologies Match Play** - Advanced out of Group Play and defeated Branden Grace, 1-up, in the fourth round at the World Golf Championships-Dell Technologies Match Play. Lost to Matt Kuchar, 2-up, in the Quarterfinals for a T5 finish. **Zurich Classic of New Orleans** - Teamed with fellow Zurich ambassador Tommy Fleetwood to finish runner-up at the Zurich Classic of New Orleans, three strokes behind Jon Rahm/Ryan Palmer at TPC Louisiana. Made second start in the event since it became a team event in 2017, missing the cut with fellow Spaniard Rafa Cabrera Bello in 2018. **Wells Fargo Championship** - Collected second top-five at the Wells Fargo Championship, tying three others for fourth at 9-under 275. With scores of 66 and 68 in the final two rounds, closed with two sub-70 scores for the first time since the 2018 Valspar Championship.

## National Team Selections

**Ryder Cup** : 1999, 2002, 2004, 2006, 2008, 2012, 2014, 2016, 2018 **World Cup** : 2004, 2009 **Olympic Games** : 2016 **Seve Trophy** : 2000, 2003 **Dunhill Cup** : 1999, 2000

## Career Records

PGA TOUR (Playoff Record: 6 - 6)													
Season	Events	Rounds	1st	2nd	3rd	Top 10	Top 25	Cuts Made	Cuts Missed	WD	FedExCup Rank	Earnings	
<b>Total:</b>	<b>353</b>	<b>1197</b>	<b>10</b>	<b>16</b>	<b>11</b>	<b>104</b>	<b>185</b>	<b>298</b>	<b>54</b>	<b>2</b>		<b>\$49,879,561</b>	
2019	15	44		1		5	6	11	4		72	\$1,793,027	
2018	15	38				3	4	7	8		128	\$878,354	
2017	17	62	1			3	10	16	1		21	\$3,522,476	
2016	15	51	1	1		4	9	13	2		32	\$3,242,156	
2015	15	56		2		4	7	15			53	\$2,670,229	
2014	16	58		3	2	10	12	15	1		13	\$4,939,606	
2013	17	63			1	6	11	17		1	22	\$2,251,139	
2012	16	56	1		1	3	8	14	2		17	\$2,510,116	
2011	16	61				3	9	15	1		44	\$1,524,091	
2010	15	52				1	4	13	2		109	\$936,845	
2009	17	58				3	6	14	3		38	\$1,212,522	
2008	19	70	1	3		6	11	18	1		3	\$4,858,224	
2007	19	66		2	1	7	13	17	2		11	\$3,721,185	
2006	17	55			1	5	8	13	3	1		\$1,560,733	
2005	20	68	1	1	2	8	13	17	3			\$3,213,375	
2004	18	64	2			5	10	16	2			\$3,239,215	
2003	20	57				2	4	12	8			\$666,386	
2002	21	72	1			9	14	19	2			\$2,401,993	
2001	18	60	2	2		8	12	14	4			\$2,898,635	
2000	16	52			2	5	8	14	2			\$1,054,338	
1999	8	24		1	1	4	6	6	2			\$784,917	
1998	1 (A)	4						1					
1996	1 (A)	4											
(A) - Amateur		2							1				

Korn Ferry Tour (Playoff Record: 0 - 0)													
Season	Events	Rounds	1st	2nd	3rd	Top 10	Top 25	Cuts Made	Cuts Missed	WD	Priority Rank	Earnings	
<b>Total:</b>	<b>3</b>	<b>10</b>			<b>1</b>	<b>1</b>	<b>2</b>	<b>2</b>	<b>1</b>				
1998	3 (A)	10			1	1	2	2	1				
(A) - Amateur													

## Top Tournaments

PGA TOUR	THE PLAYERS Championship	Masters Tournament	PGA Championship	U.S. Open	The Open Championship	WGC-HSBC Champions	WGC-Mexico	WGC-Dell Technologies Match Play	WGC-FedEx St. Jude Inv
2019	T22	CUT	CUT	T52	T67		T6	T5	T40
2018	70	CUT	CUT	CUT	CUT		T7	T9	T39
2017	T30	1 (P)	CUT	T21	T37	T9	T12	T30	T39
2016	T54	T34	CUT	T5	T5	T11	T11	T18	
2015	T2 (P)	T17	T54	T18	T6	T28	T31	T34	T37
2014	3	CUT	T35	T35	T2	4	T16	T9	2
2013	T8	T8	T61	T45	T21		T3	T17	T40
2012	T56	T12	CUT	T38	CUT		T60	T33	T29
2011	T12	T35	T12	T7	T9				T53
2010	T47	T45	CUT	T22	T14		T37	4	T22
2009	T22	T38	CUT	T10	T38	T23	T31	T33	T22
2008	1 (P)	CUT	T2	T18	T51		T15	T17	T36
2007	2	CUT	DQ	CUT	2 (P)		T3	T17	T20
2006	T14	46	T3	CUT	T5		T32		T22
2005	T32	CUT	T23	T3	T5		T3	T9	T13
2004	T53	T4	CUT	T20	CUT		T4	T33	T16
2003	CUT	T28	CUT	T35	T10		T12	T33	T30
2002	T4	8	T10	4	T8		7	T9	T58
2001	T50	CUT	CUT	T12	T9				
2000	CUT	T40	T34	T46	T36		T5	T9	
1999		T38	2		CUT		T7		T7
1998					T29				
1996					CUT				

FedExCup Playoffs	THE NORTHERN TRUST	Dell Technologies Championship	BMW Championship	TOUR Championship
2019	CUT			
2017		T35	T12	T10
2016		T24	T47	
2015			T39	
2014	T57		T4	T9
2013	T37	T4	T18	T9
2012	T3		T24	T15
2011	T32	T31	T12	
2009	T31	26	T6	
2008	T2 (P)	T5	T20	2 (P)
2007	T25	T17	9	4

## Personal

- Father, Victor, is his teacher and the teaching professional at home club, the Club de Campo del Mediterraneo. Father has played in nine career PGA TOUR Champions events.
- Started playing golf at age 3 and became club champion at age 12.
- Is club president of soccer team CF Borriol of the Spanish Fourth Division. Made his playing debut for the team in September 2010 when he played eight minutes in CF Borriol's 1-0 defeat of Sporting Ribarroja CF. Continues to play in recreational soccer matches when he gets the chance.
- Huge fan of Real Madrid.
- In 2002 started the Sergio Garcia Foundation that provides grants benefitting numerous health causes to include children cancer research, cerebral palsy and multiple sclerosis in various countries.
- Inaugural "Sergio and Friends" charity golf tournament benefiting children's charities was held in Switzerland the Monday after the 2016 Open Championship.



# Brice Garnett<sup>(gar-NET)</sup>

**Height:** 5'11" (1.8 m)  
**Weight:** 175 (79 kg)  
**Age:** 36 (September 6, 1983)  
**Birthplace:** Gallatin, Missouri  
**Residence:** Gallatin, Missouri  
**Family:** Single

**Education:** Missouri Western State University (2006, Business Finance)  
**Special Interests:** Lounging, boating, cooking, sports, music, friends and family  
**Turned Professional:** 2006  
**City plays from:** Gallatin, MO, United States

## Exempt Status

Tournament winner (thru 2019-20)

## Career Victories

### PGA TOUR Victories (1):

**2018 (1)** Corales Puntacana Resort & Club Championship.

### Korn Ferry Tour Victories (2):

**2017 (2)** Utah Championship presented by Zions Bank, WinCo Foods Portland Open presented by Kraft-Heinz.

## 2018-19 Season Highlights

Wrapped up the season No. 104 in the FedExCup standings, advancing to the Playoffs for the third time in five seasons on TOUR. Earned two top-10s and made the cut in 15 of 28 starts.

## PGA TOUR

**Mayakoba Golf Classic** - Shot four sub-70 rounds for a fifth-place finish at the Mayakoba Golf Classic. Represented third top-10 in five starts at the event. **Corales Puntacana Resort & Club Championship** - Corales Puntacana Resort & Club Championship defending champion shot four rounds below par (71-69-71-70) to finish T39 at 7-under 281

## Career Records

PGA TOUR (Playoff Record: 0 - 0)												
Season	Events	Rounds	1st	2nd	3rd	Top 10	Top 25	Cuts Made	Cuts Missed	WD	FedExCup Rank	Earnings
<b>Total:</b>	<b>133</b>	<b>394</b>	<b>1</b>			<b>8</b>	<b>21</b>	<b>74</b>	<b>59</b>			
2019	28	85				2	6	15	13		104	\$1,019,594
2018	30	95	1			2	6	20	10		61	\$1,466,224
2017	2	4							2			
2016	15	41				2	3	7	8		177	\$446,565
2015	29	79				1	4	12	17		140	\$637,789
2014	28	88				1	2	20	8		121	\$617,805
2012	1	2							1			

(A) - Amateur

Korn Ferry Tour (Playoff Record: 0 - 0)												
Season	Events	Rounds	1st	2nd	3rd	Top 10	Top 25	Cuts Made	Cuts Missed	WD	Priority Rank	Earnings
<b>Total:</b>	<b>105</b>	<b>328</b>	<b>2</b>	<b>2</b>	<b>1</b>	<b>15</b>	<b>32</b>	<b>59</b>	<b>46</b>			<b>\$862,655</b>
2017	24	75	2	2	1	5	11	14	10		2	\$395,212
2016	6	18						3	3		77	\$12,248
2015	4	14						3	1		83	\$13,330
2013	23	73		1	1	5	9	13	10		23	\$217,785
2012	24	80				4	8	16	8			\$126,872
2011	9	30		1		1	4	6	3			\$85,006
2010	14	36						4	10			\$12,202
2006	1	2							1			

(A) - Amateur

## Top Tournaments

PGA TOUR									
THE PLAYERS Championship	Masters Tournament	PGA Championship	U.S. Open	The Open Championship	WGC-HSBC Champions	WGC-Mexico	WGC-Dell Technologies Match Play	WGC-FedEx St. Jude Inv	
2019 T35									
2018 T41		T50							
2017 CUT			CUT						
2015 CUT			CUT						
2012									

FedExCup Playoffs			
THE NORTHERN TRUST	Dell Technologies Championship	BMW Championship	TOUR Championship
2019 CUT			
2018 CUT	T12	T35	
2014 CUT			

## Player Statistics

**Career Low Round:** 63 - 2018 Corales Puntacana Resort & Club Championship (Round 1)

**Career High FedExCup Rank:** #17 : 2018 Safeway Open

**Career High Official World Golf Rank:** #114 : 2019 Sony Open in Hawaii

**Career Largest Paycheck:** \$540,000 : 2018 Corales Puntacana Resort & Club Championship (Finished 1)

## Personal

- Dad introduced him to the game at age 4. As a youngster, played golf with eight friends everyday during the summer.
- Played high school basketball and was an all-conference, all-district and all-region selection.
- Graduated from Missouri Western State University as the most decorated golfer in school history. Was inducted into the university's Golf Hall of Fame in 2012.
- Loves hanging with friends on his nine-hole course. Also enjoys boating, grilling and cooking any kinda of food.



# Robert Garrigus<sup>(GARE-uh-gus)</sup>

**Height:** 5'11" (1.8 m)  
**Weight:** 190 (86 kg)  
**Age:** 41 (November 11, 1977)  
**Birthplace:** Nampa, Idaho  
**Residence:** Phoenix, Arizona  
**Family:** Wife, Ami; Robert, Jr., Andrew

**Education:** Scottsdale Community College (1995)  
**Special Interests:** Fishing, ballroom dancing  
**Turned Professional:** 1997  
**City plays from:** Banks, OR, United States

## Exempt Status

Past champion/veteran member beyond 150 in 2018-19 FedExCup (thru 2019-20)

## Career Victories

### PGA TOUR Victories (1):

2010 (1) Children's Miracle Network Classic.

## Player Statistics

**Career Low Round: 61** - 2012 Humana Challenge in partnership with the Clinton Foundation (Round 3)

**Career High FedExCup Rank: #2** : 2011 Hyundai Tournament of Champions

**Career High Official World Golf Rank: #35** : 2013 RBC Heritage

**Career Largest Paycheck:** \$846,000 : 2010 Children's Miracle Network Classic (Finished 1)

## Career Records

PGA TOUR (Playoff Record: 0 - 3)												
Season	Events	Rounds	1st	2nd	3rd	Top 10	Top 25	Cuts Made	Cuts Missed	WD	FedExCup Rank	Earnings
<b>Total:</b>	<b>342</b>	<b>1049</b>	<b>1</b>	<b>6</b>	<b>3</b>	<b>33</b>	<b>83</b>	<b>202</b>	<b>127</b>	<b>13</b>		
2019	11	29					1	4	7		226	\$84,191
2018	27	76				1	5	13	13	1	131	\$702,030
2017	26	72				3	6	14	12		109	\$880,905
2016	21	65				3	6	14	6	1	109	\$1,024,900
2015	25	66				2	2	11	12	2	174	\$253,699
2014	25	80				2	7	15	9	1	99	\$1,095,474
2013	22	65				2	8	13	8	1	91	\$1,132,355
2012	26	89		4		8	14	19	6	1	23	\$3,206,530
2011	26	83		1	1	3	6	17	8	2	74	\$1,503,923
2010	22	71	1	1		3	3	14	7	1	107	\$1,583,275
2009	25	83				1	8	17	7	1	109	\$657,204
2008	29	90			1	2	6	18	9	2	156	\$756,732
2007	28	95			1	4	7	18	10		83	\$1,260,010
2006	28	83				1	4	15	12			\$537,595
2004	1	2							1			

(A) - Amateur

Korn Ferry Tour (Playoff Record: 0 - 0)												
Season	Events	Rounds	1st	2nd	3rd	Top 10	Top 25	Cuts Made	Cuts Missed	WD	Priority Rank	Earnings
<b>Total:</b>	<b>81</b>	<b>224</b>				<b>5</b>	<b>12</b>	<b>34</b>	<b>45</b>	<b>2</b>		<b>\$215,247</b>
2019	4	12					1	2	2			\$11,809
2018	4	14						3	1		81	\$14,045
2015	4	12				1	2	2	1		38	\$42,143
2010	1	2										
2005	19	50				2	4	7	12			\$71,355
2004	19	61				2	4	12	7			\$60,538
2002	21	55					1	8	11	2		\$15,357
2001	1	2							1			
2000	8	16							8			

(A) - Amateur

## Top Tournaments

PGA TOUR									
	THE PLAYERS Championship	Masters Tournament	PGA Championship	U.S. Open	The Open Championship	WGC-HSBC Champions	WGC-Mexico	WGC-Dell Technologies Match Play	WGC-FedEx St. Jude Inv
2018	CUT								
2017	CUT								
2015	CUT								
2014	CUT								
2013	CUT	T38	T25	W/D	CUT		65	T5	
2012	CUT	CUT	T21	CUT		T51			
2011	73		T62	T3	CUT				
2008	CUT			CUT					
2007	CUT								
2004				CUT					

FedExCup Playoffs			
THE NORTHERN TRUST	Dell Technologies Championship	BMW Championship	TOUR Championship
2017	CUT		
2016	W/D		
2014	CUT		
2013	CUT		
2012	T71	T42	T10
2011	CUT	T59	
2010	T52		
2009	CUT		
2007	T9	T65	

## Personal

- Favorite college team is the Oregon Ducks. Favorite professional team is the Chicago Bears.
- Is involved in ballroom dancing with wife, Ami.
- Father, Tom, won a silver medal in trap shooting at the 1968 Mexico City Summer Olympics. He coached the U.S. Olympic shooting team and carried the torch at one of the Olympic ceremonies.
- Noted for using a short putter (28 inches). Lists making a hole-in-one at the PLAYERS Championship as his biggest thrill in golf. Biggest thrill outside of golf is catching a 10-pound bass.



# Brian Gay

**Height:** 5'10" (1.78 m)  
**Weight:** 165 (75 kg)  
**Age:** 47  
**Birthplace:** Fort Worth, Texas  
**Residence:**  
**Family:** Wife, Kimberly; Makinley Kathryn, Brantley Olivia

**Education:** University of Florida  
**Special Interests:** Stock market, Florida Gators football, Orlando Magic basketball  
**Turned Professional:** 1994  
**City plays from:** Windermere, FL, United States

## Exempt Status

Top 125 in 2018-19 FedExCup standings (thru 2019-20)

## Career Victories

### PGA TOUR Victories (4):

**2008 (1)** Mayakoba Golf Classic at Riviera Maya-Cancun. **2009 (2)** Verizon Heritage, St. Jude Classic presented by FedEx. **2013 (1)** Humana Challenge in partnership with the Clinton Foundation.

## Player Statistics

**Career Low Round: 62** - 2018 Wyndham Championship (Round 3)

**Career High FedExCup Rank: #1** : 2013 Humana Challenge in partnership with the Clinton Foundation

**Career High Official World Golf Rank: #35** : 2009 John Deere Classic

**Career Largest Paycheck:** \$1,026,000 : 2009 Verizon Heritage (Finished 1)

## 2018-19 Season Highlights

Qualified for the FedExCup Playoffs for the third consecutive season (10th total), ending the season at No. 119 in the FedExCup standings. Recorded two top-10s and made 19 cuts in 28 starts.

## PGA TOUR

**AT&T Pebble Beach Pro-Am** - Collected second consecutive top-10 at the AT&T Pebble Beach Pro-Am, following up a T8 in 2018 with a T7. Shared the 18-hole lead with Scott Langley after a first-round 64. **Zurich Classic of New Orleans** - Collected 49th career top-10 (565th TOUR start) when he partnered with Rory Sabbatini to finish 21-under and T3 at the Zurich Classic of New Orleans. In the first round, duo became the fifth since the team format started in 2017 to shoot 60-or-better in the Fourball format.

## National Team Selections

**Walker Cup** : 1993

## Career Records

PGA TOUR (Playoff Record: 1 - 1)												
Season	Events	Rounds	1st	2nd	3rd	Top 10	Top 25	Cuts Made	Cuts Missed	WD	FedExCup Rank	Earnings
<b>Total:</b>	<b>576</b>	<b>1834</b>	<b>4</b>	<b>4</b>	<b>4</b>	<b>49</b>	<b>134</b>	<b>355</b>	<b>214</b>	<b>8</b>		<b>\$22,200,298</b>
2019	28	89		1	2	6	19	8	1	119		\$1,029,440
2018	30	101			1	6	12	8	59			\$2,152,501
2017	25	78			1	3	4	16	112			\$942,372
2016	13	34				1	1	4	9			\$280,619
2014	26	79					2	15	10	1	140	\$605,368
2013	24	79	1			1	2	16	7	1	57	\$1,426,017
2012	28	87				3	4	18	10	109		\$960,658
2011	26	90				3	9	18	8	82		\$1,157,525
2010	30	98		1		2	10	21	9	1	54	\$1,521,663
2009	27	96	2			4	8	21	5	1	21	\$3,201,295
2008	31	102	1	1		6	12	20	10	1	42	\$2,205,513
2007	32	107				2	8	21	11		78	\$1,114,571
2006	31	107				2	10	22	9			\$1,037,600
2005	33	99			1	1	5	19	13	1		\$689,862
2004	32	94				1	6	16	16			\$645,194
2003	34	97				1	4	15	19			\$447,647
2002	34	115		1		4	10	24	10			\$926,735
2001	32	112		1		5	12	23	9			\$1,299,361
2000	33	99				1	8	17	16			\$482,028
1999	26	69					1	8	17	1		\$74,329
1996	1	2							1			

(A) - Amateur

Korn Ferry Tour (Playoff Record: 0 - 0)												
Season	Events	Rounds	1st	2nd	3rd	Top 10	Top 25	Cuts Made	Cuts Missed	WD	Priority Rank	Earnings
<b>Total:</b>	<b>34</b>	<b>104</b>				<b>1</b>	<b>4</b>	<b>19</b>	<b>14</b>	<b>1</b>		
2016	4	9						1	2	1	109	\$2,795
1999	1	4						1				\$1,380
1998	23	77				1	4	16	7			\$24,591
1996	4	10						1	3			\$740
1994	2	4							2			

(A) - Amateur

## Top Tournaments

PGA TOUR	THE PLAYERS Championship	Masters Tournament	PGA Championship	U.S. Open	The Open Championship	WGC-HSBC Champions	WGC-Mexico	WGC-Dell Technologies Match Play	WGC-FedEx St. Jude Inv
2019	T56		W/D						
2018	T72		79	T20					
2017	CUT								
2016					CUT				
2014	CUT					T46			
2013	CUT	T38	CUT				T35		T63
2012	T46								
2011	T12		CUT	T63					
2010	CUT		T65	CUT	CUT		T30	T9	
2009	W/D	CUT	CUT	CUT	CUT	T25			79
2008	T32		T20						
2007	CUT								
2006	CUT								
2005	T75								
2004				CUT					
2003	CUT		T51	CUT					
2002	T63		T53	CUT					
2001	T40		T22		CUT				
2000				CUT					
1996				CUT					

FedExCup Playoffs			
THE NORTHERN TRUST	Dell Technologies Championship	BMW Championship	TOUR Championship
2019	CUT		
2018	70	T45	
2017	CUT		
2013	T43	T65	
2012	T54		
2011	CUT		
2010	T21	T30	
2009	T12	T55	T28
2008	CUT	T13	
2007	T41	T70	

## Personal

- An only child, is the son of a U.S. Army officer who grew up learning the game at Fort Rucker Golf Course in Alabama. Spent much of his early teenage years playing with his father and other military retirees.
- In 2010, was inducted into the University of Florida Athletic Hall of Fame. Competed for the Gators from 1991-94, winning four consecutive SEC Championships and the 1993 NCAA National Championship.



# Michael Gellerman

**Height:** 5'10" (1.78 m)  
**Weight:** 190 (86 kg)  
**Age:** 27 (August 10, 1992)  
**Birthplace:** Tucson, Arizona  
**Residence:** Edmond, Oklahoma  
**Family:** Wife, Allie

**Education:** University of Oklahoma (2015, Communications)  
**Special Interests:** Watching sports, particularly football and basketball, fishing  
**Turned Professional:** 2015  
**City plays from:** Sterling, KS, United States

## Exempt Status

Top 50 from 2019 Korn Ferry Tour (thru 2019-20)

## Career Victories

### Korn Ferry Tour Victories (1):

2019 (1) KC Golf Classic.

## Player Statistics

**Career Low Round:**

**Career High FedExCup Rank:**

**Career High Official World Golf Rank: #289** : 2019 John Deere Classic

**Career Largest Paycheck:**

## 2018-19 Season Highlights

Won the KC Golf Classic, his first career victory on the Korn Ferry Tour, and earned PGA TOUR membership by finishing No. 21 on the Korn Ferry Tour Regular Season points list. Entered the 2019-20 season 42nd in the final priority ranking. Collected two top-10 results and made 11 cuts in 23 starts on the season.

## Korn Ferry Tour

**KC Golf Classic** - Won his first Korn Ferry Tour title at the KC Golf Classic at 11-under 277. Carded a final-round, bogey-free 69 to top Harry Higgs and Nelson Ledesma by one stroke in a final round that included three rain delays totaling three hours and nine minutes. **TPC Colorado Championship at Heron Lakes** - Carded a third-round 8-under 64 to set a new course record at the TPC Colorado Championship at Heron Lakes before finishing T3.

## Career Records

### PGA TOUR (Playoff Record: 0-0)

Season	Events	Rounds	1st	2nd	3rd	Top 10	Top 25	Cuts Made	Cuts Missed	WD	FedExCup Rank	Earnings
<b>Total:</b>	<b>0</b>	<b>0</b>										

(A) - Amateur

### Korn Ferry Tour (Playoff Record: 0-0)

Season	Events	Rounds	1st	2nd	3rd	Top 10	Top 25	Cuts Made	Cuts Missed	WD	Priority Rank	Earnings
<b>Total:</b>	<b>55</b>	<b>156</b>	<b>1</b>		<b>1</b>	<b>3</b>	<b>7</b>	<b>23</b>	<b>32</b>			
2019	23	67	1		1	2	3	11	12		42	\$180,914
2018	1	4						1				\$1,595
2017	21	59				1	3	8	13			\$39,638
2016	9	24					1	3	6			\$14,479
2015	1	2							1			

(A) - Amateur

## Personal

- Grew up on a nine-hole course in Sterling, Kansas that did not have bunkers or a driving range. Played every day and did not work with a coach until college.
- Played high school basketball, starting his junior and senior years.
- Won his first professional title at the Korn Ferry Tour's KC Golf Classic, three hours from his hometown and on Mother's Day. On his 27th birthday, received his PGA TOUR card by finishing in The 25 on the Korn Ferry Tour.
- Favorite college teams include University of Oklahoma and University of Arizona. Favorite professional team is the Oklahoma City Thunder.
- Bucket list includes traveling through Europe.
- Hobbies include Fortnite.



# Doug Ghim

**Height:** 5'9" (1.75 m)  
**Weight:** 165 (75 kg)  
**Age:** 23 (April 16, 1996)  
**Birthplace:** Des Plaines, IL  
**Residence:** Las Vegas, NV

**Education:** University of Texas (2018, Government)  
**Turned Professional:** 2018  
**City plays from:** Arlington Heights, IL, United States

## Exempt Status

Top 50 from 2019 Korn Ferry Tour (thru 2019-20)

## Career Victories

None.

## Player Statistics

**Career Low Round:** 63 - 2019 Farmers Insurance Open (Round 1)

**Career High FedEx Cup Rank:**

**Career High Official World Golf Rank:** #320 : 2019 Travelers Championship

**Career Largest Paycheck:** \$154,840 : 2019 AT&T Byron Nelson (Finished T12)

## 2018-19 Season Highlights

Earned PGA TOUR membership by finishing No. 23 in the Korn Ferry Tour Finals 25 and entered the 2019-20 season 47th in the final priority ranking. On the season, collected three top-10s and made 13 cuts in 21 starts. In six starts on the PGA TOUR, made three cuts, highlighted by a T12 at the AT&T Byron Nelson.

## Korn Ferry Tour

**Country Club de Bogota Championship** - Despite a first-round 74, rallied with rounds of 61, 68 and 68 to earn a career-best T3 finish in Bogota. **REX Hospital Open** - Rebounded from a first-round 72 with rounds of 65-65-68 to finish T10 at 14-under 270. **Wichita Open Supporting Wichita's Youth** - Used four rounds in the 60s to earn a T7 finish in Wichita.

## National Team Selections

**Arnold Palmer Cup** : 2016, 2017 **Walker Cup** : 2017

## Career Records

PGA TOUR (Playoff Record: 0-0)												
Season	Events	Rounds	1st	2nd	3rd	Top 10	Top 25	Cuts Made	Cuts Missed	WD	FedEx Cup Rank	Earnings
<b>Total:</b>	<b>13</b>	<b>36</b>					<b>4</b>	<b>7</b>	<b>5</b>	<b>1</b>		
2019	6	19					2	3	3			
2018	5	11					2	3	1	1		
(A) - Amateur	2 (A)	6						1	1			

Korn Ferry Tour (Playoff Record: 0-0)												
Season	Events	Rounds	1st	2nd	3rd	Top 10	Top 25	Cuts Made	Cuts Missed	WD	Priority Rank	Earnings
<b>Total:</b>	<b>21</b>	<b>68</b>			<b>1</b>	<b>3</b>	<b>7</b>	<b>13</b>	<b>8</b>			
2019	21	68			1	3	7	13	8		47	\$126,032
(A) - Amateur												

## Top Tournaments

PGA TOUR	THE PLAYERS Championship	Masters Tournament	PGA Championship	U.S. Open	The Open Championship	WGC-HSBC Champions	WGC-Mexico	WGC-Dell Technologies Match Play	WGC-FedEx St. Jude Inv
2018		150		CUT					

## Personal

- Parents are Jeff and Susan, who were both born in South Korea and met in Chicago after moving to the United States at different times. Susan immigrated to the U.S. in the mid 1970s, while Jeff moved following military service in South Korea. With Susan a flight attendant, Jeff worked for several years in architecture.
- Stays connected with University of Texas alumni including Jordan Spieth and Ben Crenshaw.
- Lives in Las Vegas with roommate Maverick McNealy. Before getting their TOUR cards at the same time, teamed up at the Walker Cup.
- When not playing golf, enjoys music and going to shows, and following sports, especially Chicago sports teams, including the Cubs.
- One superstition is to always keep his golf ball in his left pocket and tees in his right pocket
- His earliest golf memory was meeting Jason Day at a Korn Ferry Tour event in Chicago when Day was 19. He later shared the story with Day at the Masters.
- Supports the American Junior Golf Association's ACE Grant, which provides financial assistance to young men and women who aspire to earn a college golf scholarship through competitive junior golf
- Earned his degree in government after promising his parents he would graduate. Older Sister, Deborah, graduated from Harvard



# Rhein Gibson<sup>(REE-in)</sup>

**Height:** 6'2" (1.88 m)  
**Weight:** 180 (82 kg)  
**Age:** 33 (February 01, 1986)  
**Birthplace:** Bendigo, Victoria, Australia  
**Residence:** Edmond, Oklahoma  
**Family:** Wife, Nancy

**Education:** Oklahoma Christian University (2008, Finance)  
**Special Interests:** Fishing, boating, hunting  
**Turned Professional:** 2009  
**City plays from:** Edmond, OK, United States

## Exempt Status

Top 50 from 2019 Korn Ferry Tour (thru 2019-20)

## Career Victories

### Korn Ferry Tour Victories (1):

**2019 (1)** BMW Charity Pro-Am presented by SYNEX Corporation.

## Player Statistics

**Career Low Round:** 65 - 2016 Wyndham Championship (Round 2)

**Career High FedExCup Rank:** #1180 : 2016 The RSM Classic

**Career High Official World Golf Rank:** #246 : 2017 Hero World Challenge

**Career Largest Paycheck:** \$34,220 : 2016 RBC Canadian Open (Finished T32)

## 2018-19 Season Highlights

Won the BMW Charity Pro-Am presented by SYNEX Corporation on the Korn Ferry Tour and secured a return to the PGA TOUR by finishing No. 10 on the Korn Ferry Tour Regular Season points list, entering the 2019-20 season 24th in the final priority ranking. Concluded the Korn Ferry Tour season with four top-10s and 16 made cuts in 24 starts.

### Korn Ferry Tour

**Country Club de Bogota Championship** - A Friday 64 propelled him up the leaderboard and into a T8 finish in Bogota. **Panama Championship** - Recorded a 68 on Sunday in Panama to finish the week T5 at 3-under. **REX Hospital Open** - Used rounds of 65-71-65-66 to finish T4 at 17-under 267 at the REX Hospital Open. **BMW Charity Pro-Am presented by SYNEX Corporation** - Won his first Korn Ferry Tour title in come-from-behind fashion, carding a final-round 8-under 63 to reach 21-under 193 at the BMW Charity Pro-Am presented by SYNEX Corporation, which was shortened to 54 holes due to inclement weather. Gibson overtook 36-hole leader Michael Miller to win by three strokes.

## Career Records

### PGA TOUR (Playoff Record: 0-0)

Season	Events	Rounds	1st	2nd	3rd	Top 10	Top 25	Cuts Made	Cuts Missed	WD	FedExCup Rank	Earnings
<b>Total:</b>	<b>21</b>	<b>58</b>					<b>1</b>	<b>10</b>	<b>11</b>			<b>\$155,578</b>
2016	20	54					1	9	11			\$155,578
2014	1	4						1				

(A) - Amateur

### Korn Ferry Tour (Playoff Record: 0-1)

Season	Events	Rounds	1st	2nd	3rd	Top 10	Top 25	Cuts Made	Cuts Missed	WD	Priority Rank	Earnings
<b>Total:</b>	<b>115</b>	<b>354</b>	<b>1</b>	<b>3</b>	<b>3</b>	<b>16</b>	<b>31</b>	<b>63</b>	<b>51</b>	<b>2</b>		
2019	24	79	1			4	8	16	8		24	\$262,933
2018	25	81			2	2	6	15	10		97	\$123,766
2017	26	75				1	6	13	12	2	123	\$65,615
2016	10	34		2		3	4	7	3		70	\$157,959
2015	25	73		1	1	6	7	11	14		20	\$210,896
2012	1	2							1			
2010	2	4							2			
2009	1	4						1				\$3,728
2008	1 (A)	2							1			

(A) - Amateur

## Top Tournaments

PGA TOUR	THE PLAYERS Championship	Masters Tournament	PGA Championship	U.S. Open	The Open Championship	WGC-HSBC Champions	WGC-Mexico	WGC-Dell Technologies Match Play	WGC-FedEx St. Jude Inv
2014					72				

## Personal

- In May 2012, shot a 16-under-par 55 at River Oaks GC in Edmond, Okla., a round later recognized by the Guinness Book of World as the lowest of all time.
- Entrance song on the first tee would be "Down Under" by Men at Work.
- Biggest thrill in golf was playing in the 2014 Open Championship.
- Favorite golf course played is Royal Dornoch in Scotland.
- Biggest thrill outside golf was getting married.
- Favorite pro team is the Oklahoma City Thunder and favorite athlete is Roger Federer.
- Played with Tiger Woods and Jordan Spieth at The Open Championship.
- Says he would like to trade places with Rob Dyrdek for a day because he is very funny on TV.
- Not many people know he likes classic cars and has a 1971 GMC pickup truck.
- Bucket list includes playing Augusta National and retiring at 35.
- Dream foursome includes his father, Ben Hogan and Greg Norman.



# Michael Gligic<sup>(GLIGG-ick)</sup>

**Height:** 6' 4" (1.93 m)  
**Weight:** 190 (86 kg)  
**Age:** 30 (September 19, 1989)  
**Birthplace:** Burlington, Ontario, Canada  
**Residence:** Kitchener, Ontario, Canada  
**Family:** Wife, Natasha

**Turned Professional:** 2008  
**City plays from:** Kitchener, ON, Canada

## Exempt Status

Top 50 from 2019 Korn Ferry Tour (thru 2019-20)

## Career Victories

### Korn Ferry Tour Victories (1):

**2019 (1)** Panama Championship.

### Mackenzie Tour-PGA TOUR Canada Victories (1):

**2012 (1)** ATB Financial Classic presented by TELUS.

## 2018-19 Season Highlights

Won the Panama Championship on the Korn Ferry Tour and secured PGA TOUR membership for the first time by finishing No. 17 on the Korn Ferry Tour Regular Season points list, entering the 2019-20 season 32nd in the final priority ranking. Finished the Korn Ferry Tour season with two top-10s and 15 made cuts in 22 starts.

## Korn Ferry Tour

**Panama Championship** - Survived difficult playing conditions in Panama to earn his first Korn Ferry Tour title. Fired a Sunday 65 to finish the week at 8-under, good for a one-stroke victory. **TPC Colorado Championship at Heron Lakes** - Posted three rounds in the 60s on his way to a T10 finish at the TPC Colorado Championship at Heron Lakes. The top-10 secured his first PGA TOUR card.

## Career Records

### PGA TOUR (Playoff Record: 0-0)

Season	Events	Rounds	1st	2nd	3rd	Top 10	Top 25	Cuts Made	Cuts Missed	WD	FedExCup Rank	Earnings
<b>Total:</b>	<b>4</b>	<b>8</b>							<b>4</b>			
2019	1	2							1			
2018	1	2							1			
2014	1	2							1			
2012	1	2							1			

(A) - Amateur

### Korn Ferry Tour (Playoff Record: 0-0)

Season	Events	Rounds	1st	2nd	3rd	Top 10	Top 25	Cuts Made	Cuts Missed	WD	Priority Rank	Earnings
<b>Total:</b>	<b>33</b>	<b>102</b>	<b>1</b>			<b>3</b>	<b>9</b>	<b>18</b>	<b>15</b>			
2019	22	74	1			2	7	15	7		32	\$189,645
2017	9	24				1	2	3	6			\$29,158
2014	1	2							1			
2009	1	2							1			

(A) - Amateur

## Player Statistics

**Career Low Round:** 69 - 2018 RBC Canadian Open (Round 1)

**Career High FedExCup Rank:**

**Career High Official World Golf Rank:** #342 : 2019 John Deere Classic

**Career Largest Paycheck:**

## Personal

- Wife, Natasha, owns a pet accessory business called Walk in the Bark. The logo is a silhouette of their dog.
- One superstition is he always uses a quarter as ball marker
- Brother, David, is autistic. Supports various charities associated with autism.
- Played hockey and baseball growing up. Spent 12 years as a hockey goalie before deciding to pursue golf.
- Finished final semester of high school online so he could move to the Orlando area to work with Sean Foley, who he met at age 13.



# Lucas Glover

**Height:** 6'2" (1.88 m)  
**Weight:** 195 (88 kg)  
**Age:** 39 (November 12, 1979)  
**Birthplace:** Greenville, South Carolina  
**Residence:** Tequesta, Florida  
**Family:** Wife, Krista; Lucille, Lucas Glover, Jr.

**Education:** Clemson University (2005, Communication Studies)  
**Special Interests:** Music, fishing  
**Turned Professional:** 2001  
**City plays from:** Jupiter, FL, United States

## Exempt Status

Top 125 in 2018-19 FedExCup standings (thru 2019-20)

## Career Victories

### PGA TOUR Victories (3):

**2005 (1)** FUNAI Classic at the WALT DISNEY WORLD Resort. **2009 (1)** U.S. Open Championship. **2011 (1)** Wells Fargo Championship.

### Korn Ferry Tour Victories (1):

**2003 (1)** Gila River Classic at Wild Horse Pass Resort.

### Other Victories (1):

**2009** PGA Grand Slam of Golf.

## 2018-19 Season Highlights

Qualified for the FedExCup Playoffs for the ninth time, advancing to the TOUR Championship for the second time (first since 2009) and ending the season tied for 29th in the FedExCup standings. Made 21 cuts in 26 starts while posting seven top-10s, his most in a single season since recording nine in 2006. Was one of seven players to record an albatross during the season.

## PGA TOUR

**AT&T Pebble Beach Pro-Am** - Tied two others for seventh at the AT&T Pebble Beach Pro-Am, his first top-10 in six starts at the event. **The Honda Classic** - Posted bookend 4-under 66s to finish T4 at The Honda Classic with a score 7-under 273, marking his third top-10 in 11 starts at the event. Led the field in Scrambling (78.26%). **Arnold Palmer Invitational presented by Mastercard** - Carded four under-par scores to finish T10 at the Arnold Palmer Invitational presented by Mastercard. Represented second top-10 in 10 starts at Bay Hill. **3M Open** - Shot a final-round 62 to finish T7 at the 3M Open, closing with a sub-63 score for the first time in his PGA TOUR career. **John Deere Classic** - En route to a T10 at the John Deere Classic, made an albatross at the par-5 11th in round two. Holed a 3-iron from 255 yards, the third hole-out from more than 200 yards in his career. **BMW Championship** - Entered the BMW Championship outside the top 30 in the FedExCup standings, but finished T7 to advance to the TOUR Championship for the first time since 2009. Was one of three players to play their way into the TOUR Championship (Hideki Matsuyama, Jason Kokrak), moving from No. 41 to No. 29 in the standings.

## National Team Selections

**Presidents Cup** : 2007, 2009 **Walker Cup** : 2001 **Palmer Cup** : 2000, 2001

## Career Records

PGA TOUR (Playoff Record: 1 - 0)													
Season	Events	Rounds	1st	2nd	3rd	Top 10	Top 25	Cuts Made	Cuts Missed	WD	FedExCup Rank	Earnings	
<b>Total:</b>	<b>408</b>	<b>1297</b>	<b>3</b>	<b>1</b>	<b>4</b>	<b>49</b>	<b>122</b>	<b>263</b>	<b>142</b>	<b>4</b>			
2019	26	90				7	16	21	5		29	\$2,613,965	
2018	18	61				1	4	15	3		135	\$789,382	
2017	26	90			1	4	8	21	5		43	\$1,955,822	
2016	23	75				2	6	15	8		106	\$948,927	
2015	26	79					6	15	11		147	\$515,241	
2014	26	66					1	7	19		185	\$210,166	
2013	23	65				2	3	10	12	1	114	\$747,812	
2012	16	41						6	10	1	219	\$67,112	
2011	23	74	1			1	6	15	7	1	45	\$1,823,327	
2010	23	74			1	3	8	16	7		74	\$1,511,275	
2009	26	93	1	1	1	6	12	21	5		17	\$3,692,580	
2008	26	91				2	8	20	6		54	\$998,491	
2007	29	97				3	13	22	6	1	35	\$1,664,167	
2006	31	101				9	17	23	8			\$2,587,982	
2005	28	86	1		1	7	9	16	12			\$2,050,068	
2004	30	91				2	5	17	13			\$557,454	
2002	6	17						2	4				
2001	2	6						1	1				

(A) - Amateur

Korn Ferry Tour (Playoff Record: 0 - 0)													
Season	Events	Rounds	1st	2nd	3rd	Top 10	Top 25	Cuts Made	Cuts Missed	WD	Priority Rank	Earnings	
<b>Total:</b>	<b>47</b>	<b>155</b>	<b>1</b>	<b>1</b>	<b>1</b>	<b>10</b>	<b>18</b>	<b>31</b>	<b>15</b>	<b>1</b>		<b>\$441,884</b>	
2018	4	14		1		1	2	3	1		14	\$125,212	
2015	4	16				1	4	4			28	\$57,991	
2004	1	2							1				
2003	26	85	1				7	17	8	1		\$193,989	
2002	12	38			1	2	5	7	5			\$64,692	

(A) - Amateur

## Top Tournaments

PGA TOUR									
	THE PLAYERS Championship	Masters Tournament	PGA Championship	U.S. Open	The Open Championship	WGC-HSBC Champions	WGC-Mexico	WGC-Dell Technologies Match Play	WGC-FedEx St. Jude Inv
2019	CUT		T16	CUT	T20				
2018	T72			CUT		T50			
2017	T6		T33						
2016				CUT					
2015				CUT					
2014	CUT	T42		CUT					
2013	CUT	49	CUT	CUT	CUT				
2012	CUT	CUT	CUT	CUT	CUT				
2011	T50	CUT	CUT	T42	T12	T20			T23
2010	3	T36	CUT	T58	T48		T56	T33	T22
2009	CUT		5	1	CUT				T19
2008	CUT				T78				T63
2007	CUT	T20	T50	CUT	T27		T26	T33	
2006	CUT	CUT	T46	CUT	CUT		T13		T4
2005			CUT						
2002				CUT					

FedExCup Playoffs			
	THE NORTHERN TRUST	Dell Technologies Championship	BMW Championship
2019	T43		T7
2017	T40	T30	T12
2016	T70		
2013	W/D		
2011	CUT	T21	T31
2010	CUT	T65	
2009	CUT	T36	66
2008	T55	T50	T13
2007	CUT	T14	T14

## Personal

- A passionate Clemson Tigers sports fan.
- An avid reader, particularly mysteries and thrillers. Read four books during the week of his rainy 2009 U.S. Open victory.
- Credits his grandfather, Dick Hendley, for giving him his start in golf. Grandfather gave him a cut-down club when he was 3 and first took him to the Masters at age 6. Hendley was a standout in football and baseball at Clemson, where he is a Hall of Fame member and played one season (1951) with the NFL's Pittsburgh Steelers. Was inducted into the Clemson Athletic Hall of Fame in the fall 2007.
- Swing coach Dick Harmon passed away in February 2006, and Glover served as a pallbearer and was among those who delivered eulogies at the funeral.



# Fabián Gómez<sup>(fah-BEE-un)</sup>

**Height:** 5'8" (1.73 m)  
**Weight:** 163 (74 kg)  
**Age:** 40 (October 27, 1978)  
**Birthplace:** Resistencia, Chaco, Argentina  
**Residence:** Resistencia, Chaco, Argentina  
**Family:** Wife, Pamela; Melina, Valentina

**Special Interests:** Soccer, movies, music  
**Turned Professional:** 2002  
**City plays from:** Chaco, Argentina

## Exempt Status

Top 50 from 2019 Korn Ferry Tour (thru 2019-20)

## Career Victories

### PGA TOUR Victories (2):

**2015 (1)** FedEx St. Jude Classic. **2016 (1)** Sony Open in Hawaii.

### Korn Ferry Tour Victories (1):

**2010 (1)** Chitimacha Louisiana Open.

### PGA TOUR Latinoamerica Victories (3):

**2013 (1)** Personal Classic presented by BlackBerry. **2014 (1)** Personal Classic. **2015 (1)** Personal Classic presentado por NEC.

### Mackenzie Tour-PGA TOUR Canada Victories (1):

**2009 (1)** Argentine Masters.

### International Victories (5):

**2008** Torneo de Maestros de Argentina [Can]. **2009** 78 Campeonato Abierto del Centro [Arg]. **2009** V Roberto De Vicenzo Classic Copa NEC [Arg].

### Other Victories (4):

**2015** Personal Classic presentado por NEC. **2014** Personal Classic. **2013** Personal Classic presented by BlackBerry. **2009** Argentine Masters.

## 2018-19 Season Highlights

Collected four top-25s and 11 made cuts in 20 starts to finish No. 169 in the FedExCup standings, but earned one of the 25 PGA TOUR cards available through the Korn Ferry Tour Finals at No. 5 on the Finals points list. Entered the 2019-20 season 11th in the final priority ranking. Best results of the season were T13s at the 3M Open and Wyndham Championship.

## Korn Ferry Tour

**Chitimacha Louisiana Open presented by MISTRAS** - Finished T3 at 18-under at the 2019 Chitimacha Louisiana Open presented by MISTRAS with a final-round 62, the low 18-hole score of the week. **WinCo Foods Portland Open presented by KraftHeinz** - Carded back-to-back 66s on the weekend to finish T7 at 15-under at the WinCo Foods Portland Open presented by KraftHeinz. **Korn Ferry Tour Championship presented by United Leasing & Finance** - Used four rounds in the 60s at Victoria National Golf Club to finish solo-second at the Korn Ferry Tour Championship presented by United Leasing & Finance. With the finish, secured a spot in The Finals 25 and a return to the PGA TOUR for the 2019-20 season.

## National Team Selections

**World Cup** : 2013 **Olympic Games** : 2016

## Career Records

### PGA TOUR (Playoff Record: 1 - 0)

Season	Events	Rounds	1st	2nd	3rd	Top 10	Top 25	Cuts Made	Cuts Missed	WD	FedExCup Rank	Earnings
<b>Total:</b>	<b>174</b>	<b>527</b>	<b>2</b>	<b>1</b>		<b>8</b>	<b>27</b>	<b>97</b>	<b>74</b>	<b>3</b>		
2019	20	62					4	11	9		169	\$433,027
2018	28	84					4	16	12		162	\$437,032
2017	21	59					3	10	10	1	171	\$332,352
2016	26	79	1			4	6	16	9	1	40	\$2,227,040
2015	26	83	1			2	4	16	10		64	\$1,651,012
2014	4	11						2	2		247	\$27,616
2013	23	65		1		1	3	10	12	1	133	\$586,942
2011	26	84				1	3	16	10		167	\$381,730

(A) - Amateur

### Korn Ferry Tour (Playoff Record: 0 - 1)

Season	Events	Rounds	1st	2nd	3rd	Top 10	Top 25	Cuts Made	Cuts Missed	WD	Priority Rank	Earnings
<b>Total:</b>	<b>145</b>	<b>467</b>	<b>1</b>	<b>6</b>	<b>1</b>	<b>24</b>	<b>47</b>	<b>92</b>	<b>50</b>	<b>2</b>		<b>\$1,148,280</b>
2019	7	28		1	1	3	3	7			11	\$169,182
2018	5	16				1	2	3	2		48	\$43,657
2014	18	60		1		3	8	13	4	1	48	\$162,322
2013	4	10						1	3		107	\$5,600
2012	23	72		1		3	5	14	8	1		\$112,212
2011	1	2							1			
2010	26	93	1	1		5	11	21	4			\$265,390
2009	19	60		1		4	8	11	8			\$185,408
2008	26	76				3	5	13	13			\$96,482
2007	16	50		1		2	5	9	7			\$108,026

(A) - Amateur

## Top Tournaments

PGA TOUR	THE PLAYERS Championship	Masters Tournament	PGA Championship	U.S. Open	The Open Championship	WGC-HSBC Champions	WGC-Mexico	WGC-Dell Technologies Match Play	WGC-FedEx St. Jude Inv
2017	CUT								
2016	T74	CUT	CUT		CUT		58	T51	T46
2015			CUT						T67

### FedExCup Playoffs

	THE NORTHERN TRUST	Dell Technologies Championship	BMW Championship	TOUR Championship
2016	160	15	147	
2015	71	T33	T39	

## Personal

- Grew up playing the same course, Chaco GC, as Jose Coceres and Emiliano Grillo.
- Hosts the Fabian Gomez Classic at Chaco Golf Club in September to benefit charity in Argentina.
- His caddie, Coco Monteros, is an amazing chef; his "team" typically stays in a house when on the road so that Monteros can cook authentic Argentinian food for everyone.
- Favorite professional team is Boca Juniors, a soccer team from Argentina.
- Lists Tiger Woods and legendary Argentine soccer player Diego Maradona as his heroes.
- Got started in the game by serving as a caddie at age 8.



# Talor Gooch

**Height:** 6'0" (1.83 m)  
**Weight:** 200 (91 kg)  
**Age:** 27 (November 14, 1991)  
**Birthplace:** Midwest City, Oklahoma  
**Residence:** Midwest City, Oklahoma  
**Family:** Wife, Ally

**Education:** Oklahoma State University (Education, 2014)  
**Special Interests:** Oklahoma City Thunder, Oklahoma State athletics  
**Turned Professional:** 2014  
**City plays from:** Midwest City, OK, United States

## Exempt Status

Top 125 in 2018-19 FedExCup standings (thru 2019-20)

## Career Victories

### Korn Ferry Tour Victories (1):

2017 (1) News Sentinel Open presented by Pilot.

## Player Statistics

**Career Low Round:** 64 - 2019 Desert Classic (Round 4)

**Career High FedExCup Rank:** #27 : 2019 Farmers Insurance Open

**Career High Official World Golf Rank:** #146 : 2019 The Honda Classic

**Career Largest Paycheck:** \$411,800 : 2019 Farmers Insurance Open (Finished 3)

## 2018-19 Season Highlights

Advanced to the FedExCup Playoffs for the first time, finishing No. 101 in the FedExCup standings in his second season on TOUR. Made the cut in 10 of 17 starts, with two top-10s that came in back-to-back weeks.

## PGA TOUR

**Desert Classic** - Earned first career top-10 with a fourth-place result at the Desert Classic. Fired a final-round 64, the low round of the day, to finish two strokes shy of champion Adam Long. **Farmers Insurance Open** - A week after recording his first top-10 on the PGA TOUR, posted his second consecutive top-five finish with a T3 performance at the Farmers Insurance Open. Posted four rounds in the 60s in his second start at Torrey Pines. For back-to-back weeks, qualified for the next week's event via top-10 finish.

## Career Records

PGA TOUR (Playoff Record: 0-0)												
Season	Events	Rounds	1st	2nd	3rd	Top 10	Top 25	Cuts Made	Cuts Missed	WD	FedExCup Rank	Earnings
<b>Total:</b>	<b>46</b>	<b>132</b>			<b>1</b>	<b>2</b>	<b>10</b>	<b>23</b>	<b>22</b>	<b>1</b>		
2019	17	54			1	2	5	10	7		101	\$1,067,089
2018	27	72					5	12	14	1	139	\$654,200
2017	1	4						1				
2014	1	2							1			

(A) - Amateur

Korn Ferry Tour (Playoff Record: 0-0)												
Season	Events	Rounds	1st	2nd	3rd	Top 10	Top 25	Cuts Made	Cuts Missed	WD	Priority Rank	Earnings
<b>Total:</b>	<b>27</b>	<b>89</b>	<b>1</b>	<b>1</b>		<b>5</b>	<b>11</b>	<b>18</b>	<b>9</b>			<b>\$311,789</b>
2019	1	4					1	1				\$10,010
2018	4	14					1	3	1		69	\$22,430
2017	22	71	1	1		5	9	14	8		14	\$279,349

(A) - Amateur

## Top Tournaments

PGA TOUR									
2019	THE PLAYERS Championship	Masters Tournament	PGA Championship	U.S. Open	The Open Championship	WGC-HSBC Champions	WGC-Mexico	WGC-Dell Technologies Match Play	WGC-FedEx St. Jude Inv
2017	CUT			66					

FedExCup Playoffs			
2019	THE NORTHERN TRUST	Dell Technologies Championship	BMW Championship
2017	T71		TOUR Championship

## Personal

- Uses a quarter from the 1960s as a ball marker.
- Father Ron Gooch spent five seasons in the minor league system of the Texas Rangers.
- Dream foursome would include his dad, Kelsey Cline and Steve Ball.
- Favorite pro sports team is the Dallas Cowboys.



# Branden Grace

**Height:** 5'10" (1.78 m)  
**Weight:** 171 (78 kg)  
**Age:** 31 (May 20, 1988)  
**Birthplace:** Pretoria, South Africa  
**Residence:** George, South Africa  
**Family:** Wife, Niece; Roger James

**Special Interests:** Water sports, movies  
**Turned Professional:** 2007  
**City plays from:** George, South Africa

## Exempt Status

Top 125 in 2018-19 FedExCup standings (thru 2019-20)

## Career Victories

### PGA TOUR Victories (1):

**2016 (1)** RBC Heritage.

### International Victories (11):

**2010** Coca-Cola Charity Championship [SAf]. **2012** Vodacom Origins Final [SAf]. **2015** Dimension Data Pro-Am [SAf]. **2012** Joburg Open [Eur]. **2012** Volvo Golf Champions [Eur]. **2012** Volvo China Open [Eur]. **2012** Alfred Dunhill Links Championship [Eur]. **2014** Alfred Dunhill Championship [Eur]. **2015** Commercial Bank Qatar Masters [Eur]. **2016** Commercial Bank Qatar Masters [Eur]. **2017** Nedbank Golf Challenge hosted by Gary Player [Eur].

## 2018-19 Season Highlights

Ended the season No. 77 in the FedExCup standings after qualifying for the FedExCup Playoffs for the fourth consecutive season. Made 16 cuts in 22 starts, with two top-10s.

## PGA TOUR

**Waste Management Phoenix Open** - At 15-under 269, earned a runner-up result at the Waste Management Phoenix Open. Finished two strokes back of champion Rickie Fowler in tournament debut. Led the field in scoring on the par-3s (6-under) and par-5s (12-under). Recorded best finish on TOUR since winning the 2016 RBC Heritage. **World Golf Championships-Dell Technologies Match Play** - Advanced out of Group Play into the Round of 16 at the World Golf Championships-Dell Technologies Match Play, losing to Sergio Garcia, 1-up, for a T9 finish.

## National Team Selections

**Presidents Cup** : 2013, 2015, 2017 **World Cup** : 2013

## Career Records

### PGA TOUR (Playoff Record: 0 - 0)

Season	Events	Rounds	1st	2nd	3rd	Top 10	Top 25	Cuts Made	Cuts Missed	WD	FedExCup Rank	Earnings
<b>Total:</b>	<b>121</b>	<b>390</b>	<b>1</b>	<b>1</b>	<b>2</b>	<b>16</b>	<b>34</b>	<b>93</b>	<b>27</b>	<b>1</b>		<b>\$8,928,747</b>
2019	22	68		1	2	2	2	16	6		77	\$1,373,185
2018	18	64			1	2	7	16	2		88	\$1,529,289
2017	20	63				2	7	16	3	1	80	\$1,315,054
2016	18	60	1			6	9	14	4		41	\$2,878,868
2015	13	44			1	4	6	11	2			
2014	11	31					1	7	4			
2013	12	34					1	7	5			
2012	6	22					1	5	1			
2009	1	4						1				

(A) - Amateur

### Korn Ferry Tour (Playoff Record: 0 - 0)

Season	Events	Rounds	1st	2nd	3rd	Top 10	Top 25	Cuts Made	Cuts Missed	WD	Priority Rank	Earnings
<b>Total:</b>	<b>3</b>	<b>8</b>						<b>1</b>	<b>2</b>			
2014	3	8						1	2		116	\$3,050

(A) - Amateur

## Top Tournaments

PGA TOUR	THE PLAYERS Championship	Masters Tournament	PGA Championship	U.S. Open	The Open Championship	WGC-HSBC Champions	WGC-Mexico	WGC-Dell Technologies Match Play	WGC-FedEx St. Jude Inv
2019	T72	T58	CUT	CUT	T51	T41	T33	T9	
2018	T46	T24	T27	T25	CUT	T15	T30	T29	T63
2017	T48	T27	CUT	T50	T6	T30	T32	T39	T28
2016	T57	CUT	T4	T5	T72	T5	T23	T18	T10
2015	T42	CUT	3	T4	T20		54	T9	T17
2014		CUT	T46		T36	T39	T40	T33	T23
2013	T48	T18	CUT	CUT	T64		T49	T33	T65
2012			CUT	T51	T77	T62	T35		T36
2009					T43				

### FedExCup Playoffs

THE NORTHERN TRUST	Dell Technologies Championship	BMW Championship	TOUR Championship
2019	T30		
2018	CUT	T43	
2017	CUT	T25	
2016	CUT	T41	T32

## Personal

- A graduate of the Ernie Els and Fancourt Foundation, which recognizes and helps nurture the careers of young golfers.
- Grew up idolizing Tiger Woods.
- Played rugby, cricket and field hockey growing up, but decided to focus on golf when he turned 15.
- The best golftip he's ever received is to just "keep it simple."
- He is a patron of the South African Disabled Golf Association.



# Cody Gribble

**Height:** 5'9" (1.75 m)  
**Weight:** 165 (75 kg)  
**Age:** 28 (September 20, 1990)  
**Birthplace:** Dallas, Texas  
**Residence:** Dallas, Texas  
**Family:** Single

**Education:** University of Texas (2013, Corporate Communications)  
**Special Interests:** Fishing, hunting  
**Turned Professional:** 2013  
**City plays from:** Dallas, TX, United States

## Exempt Status

Past champion/veteran member beyond 150 in 2018-19 FedExCup (thru 2019-20)

## Career Victories

### PGA TOUR Victories (1):

2017 (1) Sanderson Farms Championship.

## Player Statistics

**Career Low Round:** 63 - 2017 Sanderson Farms Championship (Round 2)

**Career High FedExCup Rank:** #3 : 2017 Sanderson Farms Championship

**Career High Official World Golf Rank:** #181 : 2017 SBS Tournament of Champions

**Career Largest Paycheck:** \$756,000 : 2017 Sanderson Farms Championship (Finished 1)

## Career Records

PGA TOUR (Playoff Record: 0 - 0)											
Season	Events	Rounds	1st	2nd	3rd	Top 10	Top 25	Cuts Made	Cuts Missed	WD	FedExCup Rank
<b>Total:</b>	<b>85</b>	<b>225</b>	<b>1</b>			<b>2</b>	<b>6</b>	<b>35</b>	<b>50</b>		
2019	26	66					1	11	15		193
2018	25	65						10	15		182
2017	28	77	1			2	4	11	17		87
2015	4	11						2	2		
2014	1	4					1	1			
2013	1	2							1		

(A) - Amateur

Korn Ferry Tour (Playoff Record: 0 - 0)											
Season	Events	Rounds	1st	2nd	3rd	Top 10	Top 25	Cuts Made	Cuts Missed	WD	Priority Rank
<b>Total:</b>	<b>52</b>	<b>158</b>		<b>1</b>	<b>1</b>	<b>7</b>	<b>17</b>	<b>26</b>	<b>26</b>		
2019	3	8						1	2		89
2016	24	67		1		2	6	9	15		40
2015	24	81			1	5	11	16	8		77
2013	1	2							1		

(A) - Amateur

## Top Tournaments

PGA TOUR									
	THE PLAYERS Championship	Masters Tournament	PGA Championship	U.S. Open	The Open Championship	WGC-HSBC Champions	WGC-Mexico	WGC-Dell Technologies Match Play	WGC-FedEx St. Jude Inv
2019				CUT					
2018	T30								
2017	T48		T63						
2015				CUT					
2014				T21					

FedExCup Playoffs			
	THE NORTHERN TRUST	Dell Technologies Championship	BMW Championship
2017	CUT	T30	

## Personal

- Became the second Texas Longhorn from the 2012 National Championship team to earn his PGA TOUR card following Jordan Spieth.
- Has a twin sister named Casey.
- Is involved with the Clayton Dabney Foundation and the Wounded Warrior Foundation.
- Would like to trade places with his grandfather for a day because "he's figured it all out."
- Favorite teams are the Dallas Cowboys and the Texas Longhorns.
- While in college he worked at Brook Hollow GC mowing fairways and cutting holes.



# Lanto Griffin (LON-toe)

**Height:** 6'3" (1.91 m)  
**Weight:** 190 (86 kg)  
**Age:** 31 (June 15, 1988)  
**Birthplace:** Mount Shasta, California  
**Residence:** Ponte Vedra Beach, Florida  
**Family:** Single

**Education:** Virginia Commonwealth University (2010, Marketing)  
**Special Interests:** Working out, cooking, hanging out with friends  
**Turned Professional:** 2010  
**City plays from:** Blacksburg, VA, United States

## Exempt Status

Top 50 from 2019 Korn Ferry Tour (thru 2019-20)

## Career Victories

### Korn Ferry Tour Victories (2):

**2017 (1)** Nashville Golf Open Benefitting the Snedeker Foundation. **2019 (1)** Robert Trent Jones Golf Trail Championship.

### PGA TOUR Latinoamerica Victories (1):

**2015 (1)** Roberto De Vincenzo Punta del Este Open Copa NEC.

## 2018-19 Season Highlights

Claimed his second career Korn Ferry Tour title with a win at the Robert Trent Jones Golf Trail Championship and earned PGA TOUR membership by finishing No. 6 on the Korn Ferry Tour Regular Season points list, entering the 2019-20 season eighth in the final priority ranking. Collected five top-10 results and made 16 cuts in 21 starts on the season.

### Korn Ferry Tour

**Robert Trent Jones Golf Trail Championship** - Won his second Korn Ferry Tour title at the Robert Trent Jones Golf Trail Championship in a playoff at 15-under 273. Birdied the 18th hole in regulation to enter a playoff before defeating Robby Shelton on the fourth playoff hole with a birdie. **Dormie Network Classic at Briggs Ranch** - Followed his victory in Alabama with a T2 at the Dormie Network Classic at Briggs Ranch, falling five shots shy of winner Xinjun Zhang. Took over the No. 2 spot in The 25. **Evans Scholars Invitational** - Used rounds of 70-67 over the weekend to finish T6 at 14-under 274 at the Evans Scholars Invitational. **Pinnacle Bank Championship presented by Chevrolet** - Briefly held the final-round lead before finishing in a tie for fourth. Posted a four-day total of 11-under 273 at The Club at Indian Creek. **Korn Ferry Tour Championship presented by United Leasing & Finance** - Finished T7 at the Korn Ferry Tour Championship presented by United Leasing & Finance at Victoria National. The result was good for his fifth top-10 of the Korn Ferry Tour season.

## Career Records

PGA TOUR (Playoff Record: 0 - 0)												
Season	Events	Rounds	1st	2nd	3rd	Top 10	Top 25	Cuts Made	Cuts Missed	WD	FedExCup Rank	Earnings
<b>Total:</b>	<b>28</b>	<b>78</b>					<b>1</b>	<b>13</b>	<b>15</b>			<b>\$358,380</b>
2018	26	74					1	13	13		171	\$358,380
2011	2	4							2			

(A) - Amateur

Korn Ferry Tour (Playoff Record: 2 - 0)												
Season	Events	Rounds	1st	2nd	3rd	Top 10	Top 25	Cuts Made	Cuts Missed	WD	Priority Rank	Earnings
<b>Total:</b>	<b>51</b>	<b>170</b>	<b>2</b>	<b>2</b>		<b>10</b>	<b>22</b>	<b>34</b>	<b>17</b>			
2019	21	73	1	1		5	11	16	5		8	\$276,057
2018	5	14		1		2	2	2	3		58	\$74,967
2017	24	81	1			3	9	16	8		34	\$224,037
2015	1	2							1			

(A) - Amateur

## Top Tournaments

PGA TOUR	THE PLAYERS Championship	Masters Tournament	PGA Championship	U.S. Open	The Open Championship	WGC-HSBC Champions	WGC-Mexico	WGC-Dell Technologies Match Play	WGC-FedEx St. Jude Inv
2018				CUT					

## Personal

- Played all four years at Virginia Commonwealth University with fellow professional Rafael Campos. The pair lived together in a small two-bedroom loft apartment a quarter-mile from campus.
- Favorite golf memory is playing 45 holes a day at his local nine-hole course every weekend.
- Dream foursome includes Ken Griffey Jr., Jimmy Fallon and Jerry Rice. Would like to be on "The Tonight Show Starring Jimmy Fallon" because "he is hysterical and talented."
- Not many people know he has never eaten red meat and that his diet consists of fish and poultry.
- Is involved with the Boys & Girls Club of Roanoke Valley because he "enjoys helping local kids who need some guidance."
- Was named after a spiritual master (Lord Lanto) and is very thankful for his balanced upbringing.



# Emiliano Grillo (GREE-LO)

**Height:** 5'9" (1.75 m)  
**Weight:** 175 (64 kg)  
**Age:** 27 (September 14, 1992)  
**Birthplace:** Resistencia, Argentina  
**Residence:** Bradenton, Florida  
**Family:** Wife, Macarena

**Special Interests:** Fishing, basketball, football  
**Turned Professional:** 2011  
**City plays from:** Argentina

## Exempt Status

Top 125 in 2018-19 FedExCup standings (thru 2019-20)

## Career Victories

### PGA TOUR Victories (1):

**2016 (1)** Frys.com Open.

### Korn Ferry Tour Victories (1):

**2015 (1)** Web.com Tour Championship.

### PGA TOUR Latinoamerica Victories (1):

**2014 (1)** VISA Open de Argentina presentado por Peugeot.

### Other Victories (1):

**2014** VISA Open de Argentina presentado por Peugeot.

## 2018-19 Season Highlights

Qualified for the FedExCup Playoffs and advanced to the BMW Championship for the fourth time in as many seasons on TOUR, ending the season at No. 65 in the FedExCup standings. Earned two top-10s and made 20 cuts in 23 starts, marking his fourth consecutive season with 20 made cuts or more. Became the first player since Luke List in 2013 to record a hole-in-one and an albatross in the same season (ace: The Open Championship; albatross: RBC Heritage).

## PGA TOUR

**CIMB Classic** - Finished T2 at the CIMB Classic after recording a final-round 6-under 66. Represented first top-10 in three starts at the event. **the Memorial Tournament presented by Nationwide** - Posted four under-par scores to finish T9 at the Memorial Tournament presented by Nationwide. Made two eagles on the week for the second time in his PGA TOUR career (first: 2017 Arnold Palmer Invitational presented by Mastercard).

## National Team Selections

**Presidents Cup** : 2017 **World Cup** : 2013 **Olympic Games** : 2016

## Career Records

PGA TOUR (Playoff Record: 1-1)												
Season	Events	Rounds	1st	2nd	3rd	Top 10	Top 25	Cuts Made	Cuts Missed	WD	FedExCup Rank	Earnings
<b>Total:</b>	<b>105</b>	<b>373</b>	<b>1</b>	<b>3</b>	<b>2</b>	<b>15</b>	<b>38</b>	<b>90</b>	<b>15</b>			<b>\$9,565,611</b>
2019	23	78		1		2	8	20	3		65	\$1,752,114
2018	25	92			2	6	10	22	3		32	\$2,493,163
2017	25	87				2	7	20	5		67	\$1,567,015
2016	25	90	1	1		3	10	22	3		11	\$3,371,705
2015	5	18		1		2	3	4	1			
2014	1	4						1				
2012	1	4						1				
(A) - Amateur												

Korn Ferry Tour (Playoff Record: 0-0)												
Season	Events	Rounds	1st	2nd	3rd	Top 10	Top 25	Cuts Made	Cuts Missed	WD	Priority Rank	Earnings
<b>Total:</b>	<b>6</b>	<b>18</b>	<b>1</b>	<b>1</b>		<b>3</b>	<b>3</b>	<b>3</b>	<b>3</b>			
2015	4	14	1	1		3	3	3	1		4	\$283,667
2011	1	2							1			
(A) - Amateur												

## Top Tournaments

PGA TOUR									
	THE PLAYERS Championship	Masters Tournament	PGA Championship	U.S. Open	The Open Championship	WGC-HSBC Champions	WGC-Mexico	WGC-Dell Technologies Match Play	WGC-FedEx St. Jude Inv
2019	T26	T62	T23	T58	CUT	T14	T58	T40	
2018	T37		T31	CUT	CUT				T66
2017	T1	51	CUT	CUT	CUT	T1	T52	T51	T50
2016	CUT	T17	T13	T54	T12	T35	T47	T38	T14
2015			T61						

FedExCup Playoffs			
	THE NORTHERN TRUST	Dell Technologies Championship	BMW Championship
2019	CUT		T31
2018	T48	T7	T61
2017	T29	22	T58
2016	T2	T33	T32
			T10

## Personal

- Born in Resistencia, Argentina, grew up playing the same course, Chaco GC, as Jose Coceres and Fabian Gomez.
- Picked up his first club at age 5 and also played basketball.
- Left Argentina at age 16 to attend the IMG Academy for golf in Bradenton, Fla.
- Member of famed "Class of 2011" and competed alongside Jordan Spieth, Justin Thomas, Daniel Berger, Xander Schauffele and Ollie Schniederjans during amateur golf days.



# Bill Haas

**FedExCup Champion:** 2011  
**Height:** 6' 2" (1.88 m)  
**Weight:** 185 (84 kg)  
**Age:** 37 (May 24, 1982)  
**Birthplace:** Charlotte, North Carolina  
**Residence:** Greenville, South Carolina  
**Family:** Wife, Julie; William Harlan Jr.; Harrison

**Education:** Wake Forest University (2004 Religious Studies)  
**Special Interests:** Basketball  
**Turned Professional:** 2004  
**City plays from:** Greenville, SC, United States

## Exempt Status

126-150 in 2018-19 FedExCup standings (thru 2019-20)

## Career Victories

### PGA TOUR Victories (6):

**2010 (2)** Bob Hope Classic, Viking Classic. **2011 (1)** TOUR Championship by Coca-Cola. **2012 (1)** Northern Trust Open. **2013 (1)** AT&T National. **2015 (1)** Humana Challenge in partnership with the Clinton Foundation.

### Other Victories (2):

**2012** Umpqua Bank Challenge [with Jay Haas]. **2004** CVS Charity Classic [with Jay Haas].

## 2018-19 Season Highlights

### PGA TOUR

**Safeway Open** - Opened with rounds of 70-68-67 at the Safeway Open to put himself in fourth place through 54 holes at 11-under 205, five strokes off the lead. Closed with a 1-over 73 to finish T10 at 10-under 278.

## National Team Selections

**Arnold Palmer Cup** : 2002, 2003 **Presidents Cup** : 2011, 2013, 2015 **Walker Cup** : 2003

## Career Records

PGA TOUR (Playoff Record: 2 - 3)												
Season	Events	Rounds	1st	2nd	3rd	Top 10	Top 25	Cuts Made	Cuts Missed	WD	FedExCup Rank	Earnings
<b>Total:</b>	<b>388</b>	<b>1282</b>	<b>6</b>	<b>5</b>	<b>5</b>	<b>57</b>	<b>143</b>	<b>275</b>	<b>111</b>	<b>2</b>		<b>\$30,082,093</b>
2019	23	69				2	5	16	6	1	140	\$730,806
2018	25	74				1	3	14	11		152	\$638,414
2017	25	85			1	4	12	20	5		35	\$2,842,173
2016	24	82		1		6	10	19	5		46	\$2,390,199
2015	25	86	1			5	12	20	5		27	\$3,064,024
2014	28	105		1		5	17	27			16	\$2,841,521
2013	25	84	1		1	9	16	19	6	1	24	\$3,475,563
2012	23	78	1			3	8	18	5		32	\$2,349,951
2011	26	92	1	2		7	12	22	4		1	\$4,088,637
2010	25	87	2	1		4	8	18	7		31	\$2,905,136
2009	29	91			1	4	11	16	13		41	\$1,425,418
2008	31	99				2	10	18	13		73	\$1,000,939
2007	30	93			1	3	7	16	14		127	\$967,443
2006	30	96				1	7	19	11			\$887,024
2005	6	21					2	4	2			
2004	9	30				1	3	8	1			
	1 (A)	4						1				
2003	2 (A)	4							2			
2002	1 (A)	2							1			
(A) - Amateur												

Korn Ferry Tour (Playoff Record: 0 - 0)												
Season	Events	Rounds	1st	2nd	3rd	Top 10	Top 25	Cuts Made	Cuts Missed	WD	Priority Rank	Earnings
<b>Total:</b>	<b>26</b>	<b>90</b>		<b>1</b>		<b>5</b>	<b>14</b>	<b>20</b>	<b>6</b>			
2005	22	80		1		5	13	19	3			\$195,378
2004	3	8					1	1	2			\$5,095
2000	1 (A)	2							1			
(A) - Amateur												

## Top Tournaments

PGA TOUR									
THE PLAYERS Championship	Masters Tournament	PGA Championship	U.S. Open	The Open Championship	WGC-HSBC Champions	WGC-Mexico	WGC-Dell Technologies Match Play	WGC-FedEx St. Jude Inv	
2018 CUT		CUT	T36		T62				
2017 CUT	T36	T54	T5	CUT	T4	T32	3	T36	
2016 T43	T24	T56	T51	T9		T49	T9	T38	
2015 T4	T12	T65	CUT	CUT	T48	T7	T17	T25	
2014 T26	T20	T27	T35	T51	T21	T6	T17	T41	
2013 CUT	T20	T25	CUT	CUT		T43	T33	T7	
2012 T25	T37	T32	CUT	T19	10	T29	T33	T19	
2011 CUT	T42	T12	T23	T57	T42	T31	T33	T63	
2010 T39	T26	CUT		CUT	T21	T6		T33	
2009 CUT									
2008 CUT									
2007 T72									
2004									
2003				T40 CUT					

FedExCup Playoffs			
THE NORTHERN TRUST	Dell Technologies Championship	BMW Championship	TOUR Championship
2017 CUT	T10	T53	
2016 CUT	T67	T32	
2015 T53	T60	T19	26
2014 T15	T9	T16	16
2013 T25	CUT	T28	T24
2012 CUT	T35	T45	
2011 T24	T61	T16	1 (P)
2010 T47	T22	T30	
2009 T24	T15	T10	
2008 T55	T69		
2007 T48			

## Personal

- Father, Jay, was the 1975 NCAA medalist and two-time All-American in the 1970s who went on to a highly successful PGA TOUR and PGA TOUR Champions career.
- Uncle, Jerry, was also All-America at Wake Forest, a TOUR player in the early 1990s and is the head coach of the Demon Deacons.
- Great uncle, Bob Goalby, won the 1968 Masters.
- Hosts the annual Bill Haas Charity Classic in Greenville, S.C., to raise funds for the Barbara Stone Foundation and the SYNEX Share the Magic program.
- First person to tweet at him when he joined Twitter in February 2015 was former President Bill Clinton: "Tweeting is easier than birdie-ing! Welcome @BHaasGolf"
- Older brother, Jay, played golf at Augusta State and Monday-qualified for the 2006 Wachovia Championship to join father, Jay, and brother in the field.



# Chesson Hadley

**Height:** 6'4" (1.93 m)  
**Weight:** 160 (73 kg)  
**Age:** 32 (July 5, 1987)  
**Birthplace:** Raleigh, North Carolina  
**Residence:** Raleigh, North Carolina  
**Family:** Wife, Amanda; Hughes, Hollins

**Education:** Georgia Tech (2010, Business Management)  
**Special Interests:** Jesus Christ, friends, fun  
**Turned Professional:** 2010  
**City plays from:** Raleigh, NC, United States

## Exempt Status

Top 125 in 2018-19 FedExCup standings (thru 2019-20)

## Career Victories

### PGA TOUR Victories (1):

**2014 (1)** Puerto Rico Open presented by seepuertorico.com.

### Korn Ferry Tour Victories (4):

**2013 (2)** Rex Hospital Open, Web.com Tour Championship. **2017 (2)** LECOM Health Challenge, Albertsons Boise Open presented by Kraft Nabisco.

## 2018-19 Season Highlights

Qualified for the FedExCup Playoffs for the second consecutive season and fourth total, finishing the season at No. 80 in the FedExCup standings. Claimed three top-10s and made 11 of 26 cuts, highlighted by a T2 at the CIMB Classic.

## PGA TOUR

**CIMB Classic** - Tied Bronson Burgoon and Emiliano Grillo for second at the CIMB Classic. Entered the final round four shots back of the lead but recorded eight birdies on the way to a 6-under 66. Tied previous career-low 72-hole score at 267 (21-under). **Shriners Hospitals for Children Open** - Carded four rounds in the 60s at the Shriners Hospitals for Children Open, including a bogey-free 65 in round three, to finish T7. **U.S. Open** - Earned first career top-10 in a major championship with a T9 at the U.S. Open. Made birdie-or-better on eight of the 12 par 5s, tied with Aaron Wise for best in the field.

## National Team Selections

**Palmer Cup** : 2008

## Career Records

### PGA TOUR (Playoff Record: 0-0)

Season	Events	Rounds	1st	2nd	3rd	Top 10	Top 25	Cuts Made	Cuts Missed	WD	FedExCup Rank	Earnings
<b>Total:</b>	<b>152</b>	<b>462</b>	<b>1</b>	<b>2</b>	<b>1</b>	<b>17</b>	<b>40</b>	<b>84</b>	<b>68</b>	<b>1</b>		
2019	26	74		1		3	6	11	15		80	\$1,405,632
2018	30	99		1	1	7	13	23	7	1	44	\$2,768,863
2017	8	21					1	4	4		211	\$82,208
2016	27	79					4	13	14		159	\$503,993
2015	30	101				3	8	20	10		98	\$1,135,529
2014	29	84	1			4	8	13	16		49	\$1,703,316
2013	1	2							1			
2012	1	2							1			

(A) - Amateur

### Korn Ferry Tour (Playoff Record: 0-2)

Season	Events	Rounds	1st	2nd	3rd	Top 10	Top 25	Cuts Made	Cuts Missed	WD	Priority Rank	Earnings
<b>Total:</b>	<b>45</b>	<b>148</b>	<b>4</b>	<b>3</b>	<b>3</b>	<b>14</b>	<b>19</b>	<b>30</b>	<b>15</b>			<b>\$1,107,279</b>
2017	19	63	2	2	1	6	10	13	6		1	\$562,475
2016	3	8					1	1	2		82	\$9,372
2013	22	75	2	1	2	8	8	16	6		3	\$535,432
2010	1	2							1			

(A) - Amateur

## Top Tournaments

PGA TOUR	THE PLAYERS Championship	Masters Tournament	PGA Championship	U.S. Open	The Open Championship	WGC-HSBC Champions	WGC-Mexico	WGC-Dell Technologies Match Play	WGC-FedEx St. Jude Inv
2019	CUT		CUT	T9					
2018	T11		CUT	CUT	CUT				
2016	CUT								
2015	T24		T61						
2014	CUT		CUT		CUT				

### FedExCup Playoffs

	THE NORTHERN TRUST	Dell Technologies Championship	BMW Championship	TOUR Championship
2019	T43			
2018	T56	CUT	T61	
2015	CUT	74		
2014	70	T9	T12	

## Personal

- Likes to woodwork during his downtime.
- His dad introduced him to the game of golf. He began playing at age 6.
- Met wife, Amanda, in elementary school.
- If he could choose his last meal, it would include a Ruth's Chris filet, McDonald's French fries and Bojangles Chicken Supremes, with movie-theater popcorn for dessert.
- Known for "snapping" his fingers after clutch shots.
- Plays golf right-handed, but throws left-handed.
- Decompresses before or after a round by doing crossword puzzles.
- Voted "Most Comedic" in high school.
- Drives a Ford Raptor and hopes to one day own a bunch of land.



# Adam Hadwin

**Height:** 5' 8" (1.73 m)  
**Weight:** 165 (75 kg)  
**Age:** 31 (November 2, 1987)  
**Birthplace:** Moose Jaw, Saskatchewan, Canada  
**Residence:** Abbotsford, British Columbia, Canada  
**Family:** Wife, Jessica; Maddox

**Education:** University of Louisville (2009, Business Administration)  
**Special Interests:** Cooking, cars, finance  
**Turned Professional:** 2009  
**City plays from:** Abbotsford, B.C., Canada

## Exempt Status

Top 125 in 2018-19 FedExCup standings (thru 2019-20)

## Career Victories

### PGA TOUR Victories (1):

**2017 (1)** Valspar Championship.

### Korn Ferry Tour Victories (2):

**2014 (2)** Chile Classic, Chiquita Classic.

### Mackenzie Tour-PGA TOUR Canada Victories (2):

**2010 (1)** Desert Dunes Classic. **2011 (1)** Pacific Colombia Tour Championship.

### International Victories (2):

**2010** Desert Dunes Classic [Can]. **2011** Pacific Colombia Tour [Can].

### Other Victories (2):

**2011** Pacific Colombia Tour Championship. **2010** Desert Dunes Classic.

## 2018-19 Season Highlights

Qualified for the FedExCup Playoffs for the fifth time in as many seasons on TOUR and qualified for the BMW Championship for the third consecutive season, finishing No. 52 in the FedExCup standings. Earned five top-10s, collecting five or more for the second time in his career, and 19 made cuts in 24 starts, highlighted by a runner-up at the Desert Classic.

## PGA TOUR

**THE CJ CUP @ NINE BRIDGES** - Closed with an 8-under 64 at THE CJ CUP @ NINE BRIDGES to tie three others for 10th. **Mayakoba Golf Classic** - Shot four sub-70 rounds for a T10 at the Mayakoba Golf Classic. Also finished T10 at the event in 2017. **ISPS Handa Melbourne World Cup of Golf** - Finished T4 representing Canada at the ISPS HANDA Melbourne World Cup of Golf with fellow British Columbian Nick Taylor. Carded a final-round 6-under 66 in the Foursomes format at The Metropolitan Golf Club to move inside the top five after beginning the final round tied for 15th. **Desert Classic** - Recorded third consecutive top-three result at the Desert Classic, tying Phil Mickelson for second, one shot short of champion Adam Long. Led the field in par-5 scoring average (4.13). Improved to 96-under-par through his first five starts at the event. **RBC Canadian Open** - With a sixth-place finish at the RBC Canadian Open, won the Rivermead Cup as the low Canadian while seeking to become the first Canadian to win his national open since Pat Fletcher in 1954. Earned a spot in The 2019 Open Championship through The Open Qualifying Series. **3M Open** - Carded four rounds in the 60s to finish fourth at the 3M Open, his 20th career top-10 on the PGA TOUR. Made 26 birdies, tied for the most in the field.

## National Team Selections

**Presidents Cup** : 2017 **World Cup** : 2016, 2018

## Career Records

PGA TOUR (Playoff Record: 0 - 0)												
Season	Events	Rounds	1st	2nd	3rd	Top 10	Top 25	Cuts Made	Cuts Missed	WD	FedExCup Rank	Earnings
<b>Total:</b>	<b>145</b>	<b>492</b>	<b>1</b>	<b>2</b>	<b>1</b>	<b>20</b>	<b>42</b>	<b>108</b>	<b>37</b>	<b>1</b>		<b>\$9,905,609</b>
2019	24	82		1		5	7	19	5		52	\$2,039,012
2018	25	89			1	3	10	22	3		36	\$1,932,488
2017	28	98	1	1		5	10	21	7		26	\$3,455,012
2016	27	93				2	6	20	7		85	\$1,067,809
2015	30	93				3	7	18	12		107	\$937,611
2014	1	4						1				
2013	3	7						1	2	1		
2012	1	2							1			
2011	5	20				2	2	5				
2010	1	4						1				

(A) - Amateur

Korn Ferry Tour (Playoff Record: 0 - 0)												
Season	Events	Rounds	1st	2nd	3rd	Top 10	Top 25	Cuts Made	Cuts Missed	WD	Priority Rank	Earnings
<b>Total:</b>	<b>68</b>	<b>218</b>	<b>2</b>	<b>1</b>	<b>3</b>	<b>15</b>	<b>24</b>	<b>41</b>	<b>27</b>			
2014	21	73	2	1	1	9	10	16	5		1	\$529,792
2013	21	64				2	6	11	10		110	\$81,182
2012	25	77			2	4	8	13	12			\$168,713
2010	1	4						1				\$5,387

(A) - Amateur

## Top Tournaments

PGA TOUR									
	THE PLAYERS Championship	Masters Tournament	PGA Championship	U.S. Open	The Open Championship	WGC-HSBC Champions	WGC-Mexico	WGC-Dell Technologies Match Play	WGC-FedEx St. Jude Inv
2019	CUT		T29		T57	T30			
2018	T57	T24	CUT	CUT	T35	T65	T9	T17	DNS
2017	T30	T36	CUT	T60	CUT				T5
2016	T39								
2015	CUT								
2013				CUT					
2011				T39					

FedExCup Playoffs			
THE NORTHERN TRUST	Dell Technologies Championship	BMW Championship	TOUR Championship
2019 T43		T43	
2018 T11	T21	T19	
2017 CUT	T13	T40	23
2016 T64	T46		
2015 CUT			

## Personal

- Grew up playing several sports, including golf, but baseball was his favorite. Despite being a Vancouver Canucks hockey fan, did not play hockey growing up.
- Bucket list includes skydiving, bungee jumping and visiting the Great Wall of China.
- Supports the C.H.I.L.D Foundation, supporting Crohn's disease research, an ailment his brother has.
- If he was not a professional golfer, would be a chef. Loves trying new things in the kitchen and creating new things to eat.
- Favorite college team is the Louisville Cardinals. From the professional ranks, he follows the Vancouver Canucks, Toronto Blue Jays and New England Patriots.
- Most people don't know that he is a Kentucky Colonel.



# Brandon Hagy (hay-ghee)

**Height:** 5'11" (1.8 m)  
**Weight:** 160 (72 kg)  
**Age:** 28 (March 21, 1991)  
**Birthplace:** Santa Monica, California  
**Residence:** Scottsdale, Arizona  
**Family:** Single

**Education:** University of California-Berkeley (2014, Business Administration, Haas School of Business)  
**Special Interests:** Fishing, hiking, camping, basketball  
**Turned Professional:** 2014  
**City plays from:** Westlake Village, CA, United States

## Exempt Status

Major Medical Extension

## Career Victories

None.

## Player Statistics

**Career Low Round:** 64 - 2017 The Honda Classic (Round 3)

**Career High FedExCup Rank:** #35 : 2017 Safeway Open

**Career High Official World Golf Rank:** #221 : 2017 PGA Championship

**Career Largest Paycheck:** \$219,000 : 2017 RBC Canadian Open (Finished 5)

## 2018-19 Season Highlights

Played in just 13 events due to a back injury, making one cut and finishing the season No. 253 in the FedExCup standings, but earned one of the 25 PGA TOUR cards available through the Korn Ferry Tour Finals at No. 3 on the Finals points list. Also entered the 2019-20 season on a Major Medical Extension with 11 starts available to earn 335 points to equal No. 125 on the 2017-18 FedExCup points list (Seamus Power/377 points).

## Korn Ferry Tour

**Nationwide Children's Hospital Championship** - Held a share of the 54-hole lead in Columbus before finishing T5. The result secured his spot in The Finals 25. **Albertsons Boise Open presented by Kraft Nabisco** - Carded weekend rounds of 65-64 to finish T2 at 18-under at the Albertsons Boise Open presented by Kraft Nabisco. Birdied his final two holes but fell one shot shy of winner Matthew NeSmith.

## National Team Selections

Palmer Cup : 2014

## Career Records

PGA TOUR (Playoff Record: 0 - 0)												
Season	Events	Rounds	1st	2nd	3rd	Top 10	Top 25	Cuts Made	Cuts Missed	WD	FedExCup Rank	Earnings
<b>Total:</b>	<b>52</b>	<b>143</b>				<b>1</b>	<b>8</b>	<b>24</b>	<b>28</b>			
2019	13	29						1	12		253	\$14,555
2018	3	10					1	2	1		215	\$76,817
2017	26	77				1	6	17	9		113	\$861,227
2016	2	8						2				
2015	8	19					1	2	6			
(A) - Amateur												

Korn Ferry Tour (Playoff Record: 0 - 1)												
Season	Events	Rounds	1st	2nd	3rd	Top 10	Top 25	Cuts Made	Cuts Missed	WD	Priority Rank	Earnings
<b>Total:</b>	<b>36</b>	<b>114</b>		<b>2</b>	<b>1</b>	<b>9</b>	<b>13</b>	<b>21</b>	<b>15</b>			<b>\$407,700</b>
2019	3	10		1		2	2	2	1		7	\$126,000
2018	4	14		1		2	2	3	1		130	\$78,490
2016	19	60			1	5	7	11	8		41	\$177,966
2015	7	22					2	4	3			\$22,514
2014	3	8						1	2			\$2,730
(A) - Amateur												

## Top Tournaments

PGA TOUR									
2015	THE PLAYERS Championship	Masters Tournament	PGA Championship	U.S. Open	The Open Championship	WGC-HSBC Champions	WGC-Mexico	WGC-Dell Technologies Match Play	WGC-FedEx St. Jude Inv
	CUT								

FedExCup Playoffs				
	THE NORTHERN TRUST	Dell Technologies Championship	BMW Championship	TOUR Championship
2017	CUT			

## Personal

- Cousin, Steve Hagy, is a West Point graduate and a Captain in the U.S. Army assigned to the 101st Airborne based at Ft. Campbell, Kentucky.
- If not a golfer, would work at a private-equity firm in San Francisco. Would like to be featured in the Wall Street Journal should running a successful career be in his near or distant future.
- Follows University of California sports teams and the Los Angeles Lakers.
- Enjoys the Zac Brown Band, Mexican food and anything involving breakfast.
- Motto is "It always seems impossible until someone does it."
- Perfect morning on a day off is a cup of coffee, with the Wall Street Journal in hand.
- Bucket list include sky diving, backpacking the Pacific Crest Trail and visiting the Great Wall in China.
- Bucket list include sky diving, backpacking the Pacific Crest Trail and visiting the Great Wall in China.



# James Hahn<sup>(HONN)</sup>

**Height:** 6'1" (1.85 m)  
**Weight:** 180 (82 kg)  
**Age:** 37 (November 2, 1981)  
**Birthplace:** Seoul, South Korea  
**Residence:** Scottsdale, Arizona  
**Family:** Wife, Stephanie; Kailee

**Education:** University of California-Berkeley (2003, American Studies)  
**Special Interests:** Poker, fantasy football  
**Turned Professional:** 2003  
**City plays from:** Alameda, CA, United States

## Exempt Status

Major Medical Extension

## Career Victories

### PGA TOUR Victories (2):

**2015 (1)** Northern Trust Open. **2016 (1)** Wells Fargo Championship.

### Korn Ferry Tour Victories (1):

**2012 (1)** The Rex Hospital Open.

### Mackenzie Tour-PGA TOUR Canada Victories (2):

**2009 (2)** TELUS Edmonton Open, Riviera Nayarit Classic.

### International Victories (2):

**2009** Edmonton Open [Can]. **2009** Riviera Nayarit Classic [Can].

### Other Victories (2):

**2009** Riviera Nayarit Classic. **2009** TELUS Edmonton Open.

## 2018-19 Season Highlights

Made the cut in seven of 10 starts, finishing the season No. 209 in the FedExCup standings. Entered the 2019-20 season on a Major Medical Extension with 17 starts available to earn 305 points to equal No. 125 on the 2018-19 FedExCup points list (Pat Perez/376).

## Player Statistics

**Career Low Round:** 62 - 2018 Sony Open in Hawaii (Round 4)

**Career High FedExCup Rank:** #8 : 2015 Northern Trust Open

**Career High Official World Golf Rank:** #52 : 2016 AT&T Byron Nelson

**Career Largest Paycheck:** \$1,314,000 : 2016 Wells Fargo Championship (Finished 1)

## Career Records

### PGA TOUR (Playoff Record: 2 - 1)

Season	Events	Rounds	1st	2nd	3rd	Top 10	Top 25	Cuts Made	Cuts Missed	WD	FedExCup Rank	Earnings
<b>Total:</b>	<b>172</b>	<b>547</b>	<b>2</b>	<b>1</b>	<b>2</b>	<b>14</b>	<b>28</b>	<b>106</b>	<b>66</b>			
2019	10	34				1	3	7	3		209	\$159,343
2018	26	82		1			17	9	84			\$1,386,301
2017	28	96			1	4	8	20	8			\$1,841,314
2016	26	85	1			3	5	16	10			\$2,367,521
2015	28	94	1			2	5	19	9		51	\$2,064,783
2014	27	80				2	3	14	13		123	\$735,259
2013	26	74			1	2	4	13	13		110	\$853,507
2012	1	2							1			

(A) - Amateur

### Korn Ferry Tour (Playoff Record: 1 - 0)

Season	Events	Rounds	1st	2nd	3rd	Top 10	Top 25	Cuts Made	Cuts Missed	WD	Priority Rank	Earnings
<b>Total:</b>	<b>77</b>	<b>247</b>	<b>1</b>	<b>2</b>	<b>1</b>	<b>11</b>	<b>27</b>	<b>48</b>	<b>29</b>			<b>\$622,191</b>
2012	24	76	1	2		5	8	14	10			\$337,530
2011	25	79				1	8	16	9			\$88,186
2010	28	92			1	5	11	18	10			\$196,475

(A) - Amateur

## Top Tournaments

PGA TOUR	THE PLAYERS Championship	Masters Tournament	PGA Championship	U.S. Open	The Open Championship	WGC-HSBC Champions	WGC-Mexico	WGC-Dell Technologies Match Play	WGC-FedEx St. Jude Inv
2018	CUT		CUT					T36	
2017	CUT	T48	T13		T74				
2016	T43		T70	T49	T68				41
2015	T30	CUT	CUT		CUT				T42
2014	CUT								
2013	T62								
2012				CUT					

### FedExCup Playoffs

	THE NORTHERN TRUST	Dell Technologies Championship	BMW Championship	TOUR Championship
2018	CUT	T35		
2017	CUT	T75	T33	
2016	CUT	T5	T24	
2015	T58	CUT	T32	
2014	CUT			
2013	CUT			

## Personal

- Non-golf related jobs held include assistant account executive with an advertising company and shoe salesman at Nordstrom.
- Favorite professional sports teams are the Oakland A's, Oakland Raiders, Golden State Warriors and San Jose Sharks. Favorite movies are "anything with The Rock." Favorite shows are Shark Tank and "anything on HGTV."
- Lucky charm is a car-wash coin used to mark his ball.
- Loves art and visiting art galleries and museums.
- Not many people know that he cuts his own hair.
- Has aspirations to own his own business.



# Brian Harman

**Height:** 5'7" (1.7 m)  
**Weight:** 150 (68 kg)  
**Age:** 32 (January 19, 1987)  
**Birthplace:** Savannah, Georgia  
**Residence:** St. Simons Island, Georgia  
**Family:** Wife, Kelly; Cooper Marie, Walter Hobbs

**Education:** University of Georgia (2009, Finance)  
**Special Interests:** Hunting, fishing, outdoors  
**Turned Professional:** 2009  
**City plays from:** St Simons Island, GA, United States

## Exempt Status

Top 125 in 2018-19 FedExCup standings (thru 2019-20)

## Career Victories

### PGA TOUR Victories (2):

**2014 (1)** John Deere Classic. **2017 (1)** Wells Fargo Championship.

## Player Statistics

**Career Low Round:** 61 - 2012 The Honda Classic (Round 2)

**Career High FedExCup Rank:** #6 : 2014 Frys.com Open

**Career High Official World Golf Rank:** #20 : 2018 Waste Management Phoenix Open

**Career Largest Paycheck:** \$1,350,000 : 2017 Wells Fargo Championship (Finished 1)

## 2018-19 Season Highlights

Advanced to the FedExCup Playoffs for the eighth time in his eighth season on the PGA TOUR, finishing at No. 88 in the FedExCup standings. Claimed four top-10s and made 16 cuts in 29 starts.

## PGA TOUR

**THE PLAYERS Championship** - Highlighted by an opening-round 66, finished T8 at THE PLAYERS Championship, his first top-10 of the season. **Wyndham Championship** - Finished T6 at the Wyndham Championship, recording four scores of 67 or better for the first time in his career (67-65-66-66).

## National Team Selections

**Walker Cup** : 2005, 2009 **Arnold Palmer Cup** : 2006, 2007

## Career Records

PGA TOUR (Playoff Record: 0 - 0)													
Season	Events	Rounds	1st	2nd	3rd	Top 10	Top 25	Cuts Made	Cuts Missed	WD	FedExCup Rank	Earnings	
<b>Total:</b>	<b>239</b>	<b>780</b>	<b>2</b>	<b>1</b>	<b>5</b>	<b>33</b>	<b>71</b>	<b>157</b>	<b>82</b>			<b>\$15,791,404</b>	
2019	29	89				4	5	16	13		88	\$1,342,778	
2018	25	90			1	8	11	22	3		48	\$2,733,463	
2017	30	100	1	1	1	7	14	22	8		25	\$4,396,470	
2016	31	104				2	10	21	10		53	\$1,299,801	
2015	29	90			1	3	8	16	13		57	\$1,548,352	
2014	32	111	1		1	6	8	23	9		36	\$2,414,334	
2013	29	85			1	2	6	15	14		94	\$909,759	
2012	30	101				1	9	21	9		51	\$1,146,448	
2010	1	2							1				
2006	1 (A)	2							1				
2004	2 (A)	6						1	1				
(A) - Amateur													

Korn Ferry Tour (Playoff Record: 0 - 0)													
Season	Events	Rounds	1st	2nd	3rd	Top 10	Top 25	Cuts Made	Cuts Missed	WD	Priority Rank	Earnings	
<b>Total:</b>	<b>6</b>	<b>19</b>					<b>2</b>	<b>3</b>	<b>3</b>				
2011	3	10					1	2	1			\$7,372	
2010	3	9					1	1	2			\$6,258	
(A) - Amateur													

## Top Tournaments

PGA TOUR									
	THE PLAYERS Championship	Masters Tournament	PGA Championship	U.S. Open	The Open Championship	WGC-HSBC Champions	WGC-Mexico	WGC-Dell Technologies Match Play	WGC-FedEx St. Jude Inv
2019	T8		CUT		CUT	72			
2018	CUT	T44	T71	T36	CUT	8	T5	T9	62
2017	T53		T13	T2	CUT				T50
2016	T54								
2015	T8	CUT	CUT	CUT	CUT				
2014	CUT		T40		T26				65
2013	CUT								
2012	T51			CUT					

FedExCup Playoffs			
	THE NORTHERN TRUST	Dell Technologies Championship	BMW Championship
2019	T52		
2018	T48	T49	68
2017	CUT	T65	T40
2016	T22	T24	T13
2015	T30	T12	T53
2014	T57	T65	T43
2013	CUT	CUT	
2012	T5	T74	T41

## Personal

- Golf is the only thing he does left-handed.
- Biggest thrill outside golf is bow hunting.
- Always uses a quarter to mark his ball.
- Follows all Atlanta pro teams and the Georgia Bulldogs.
- All family members are world-class scuba divers and spear fishers.



# Padraig Harrington (PAW-draig)

**Height:** 6'1" (1.85 m)  
**Weight:** 189 (85 kg)  
**Age:** 48 (August 31, 1971)  
**Birthplace:** Dublin, Ireland  
**Residence:** Dublin, Ireland  
**Family:** Wife, Caroline; Patrick, Ciaran

**Education:** Dublin Business College  
**Special Interests:** Family, movies, all sports  
**Turned Professional:** 1995  
**City plays from:** Dublin, Ireland

## Exempt Status

Minor Medical Extension

## Career Victories

### PGA TOUR Victories (6):

**2005 (2)** The Honda Classic, Barclays Classic. **2007 (1)** The Open Championship. **2008 (2)** The Open Championship, PGA Championship. **2015 (1)** The Honda Classic.

### International Victories (20):

**1996** Peugeot Spanish Open [Eur]. **2000** Brazil Sao Paulo 500 Years Open [Eur]. **2000** BBVA Open Turespana Masters Comunidad de Madrid [Eur]. **2001** Volvo Masters [Eur]. **2002** Dunhill Links Championship [Eur]. **2003** Deutsche Bank-SAP Open TPC of Europe [Eur]. **2003** Omega Hong Kong Open [Eur]. **2004** Linde German Masters [Eur]. **2006** Alfred Dunhill Links Championship [Eur]. **2007** Irish Open [Eur]. **2016** Portugal Masters [Eur]. **2002** BMW Asian Open [Asia]. **2010** Iskandar Johor Open [Asia]. **2014** Bank BRI Indonesia Open [Asia]. **2006** Dunlop Phoenix [Jpn].

### Other Victories (3):

**2012** PGA Grand Slam of Golf. **2002** Target World Challenge. **1997** World Cup [with Paul McGinley].

## 2018-19 Season Highlights

Made the cut in two of 11 starts, earning one top-25 and finishing the season No. 213 in the FedExCup standings. Entered the 2019-20 season on a Minor Medical Extension with 11 starts available to earn 315 points to equal No. 125 on the 2018-19 FedExCup points list (Pat Perez/376).

## National Team Selections

**Ryder Cup :** 1999, 2002, 2004, 2006, 2008, 2010 **World Cup :** 1996, 1997, 1998, 1999, 2000, 2001, 2002, 2003, 2004, 2005, 2006 **Olympic Games :** 2016 **Seve Trophy :** 2000, 2002, 2003, 2005 **Dunhill Cup :** 1996, 1997, 1998, 1999, 2000

## Career Records

PGA TOUR (Playoff Record: 3 - 1)												
Season	Events	Rounds	1st	2nd	3rd	Top 10	Top 25	Cuts Made	Cuts Missed	WD	FedExCup Rank	Earnings
<b>Total:</b>	<b>305</b>	<b>949</b>	<b>6</b>	<b>6</b>	<b>2</b>	<b>54</b>	<b>105</b>	<b>208</b>	<b>97</b>			<b>\$24,946,070</b>
2019	21	21					1	2	9		213	\$169,390
2018	11	38						7	9		220	\$93,260
2017	11	28					1	4	7		200	\$171,407
2016	16	54				1	4	11	5		139	\$654,929
2015	21	60	1			1	2	9	12		103	\$1,330,852
2014	16	42					1	7	9		188	\$169,175
2013	17	49				3	4	10	7		130	\$711,244
2012	18	63				3	11	16	2		43	\$1,546,272
2011	18	59				3	4	14	4		89	\$802,839
2010	18	56			1	5	7	12	6		73	\$1,381,453
2009	20	65		2		6	9	14	6		7	\$2,628,377
2008	15	50	2		1	6	9	12	3		24	\$4,313,551
2007	18	62	1			3	9	15	3		27	\$2,658,283
2006	15	50		1		3	6	12	3			\$1,339,675
2005	15	48	2			4	6	11	4			\$2,615,731
2004	12	42		2		5	7	11	1			
2003	11	36		1		3	7	9	2			
2002	9	32				4	7	9				
2001	9	30				1	2	8	1			
2000	8	26				2	4	7	1			
1999	4	16					2	4				\$51,491
1998	3	10						2	1			\$23,352
1997	3	8				1	1	1	2			\$104,719
1996	1	4					1	1				\$24,025

(A) - Amateur

## Top Tournaments

PGA TOUR	THE PLAYERS Championship	Masters Tournament	PGA Championship	U.S. Open	The Open Championship	WGC-HSBC Champions	WGC-Mexico	WGC-Dell Technologies Match Play	WGC-FedEx St. Jude Inv
2019			CUT		CUT				
2018			CUT		CUT				
2017			CUT		CUT				
2016	CUT		T13		T36				
2015	T42	CUT	CUT		T20				T70
2014			CUT		CUT				
2013	T75	CUT	CUT	T21	T54				
2012	CUT	T8	T18	T4	T39		T39	T33	
2011	CUT	CUT	T64	T45	CUT		T10	T33	T59
2010	CUT	CUT	CUT	T22	CUT	T16	T3	T33	T9
2009	T49	T35	T10	CUT	T65	T25	T20	T33	T2
2008	CUT	T5	1	T36	1			T17	T20
2007	T52	T7	T42	CUT	1(P)		T19	T17	T14
2006	CUT	T27	CUT	5	CUT		T17	T5	T27
2005	T63	CUT	CUT	CUT			67	T17	T24
2004	2	T13	T45	T31	CUT		T6	T5	74
2003	T2	CUT	T29	T10	T22		T6	T17	T39
2002	T22	T5	T17	T8	T5		21	T33	T47
2001	T33	T27	CUT	T30	T37			T33	T17
2000		T19	T58	T5	T20		T5	T33	T27
1999					29		T30		T12
1998				T32	CUT				
1997			CUT	CUT	T5				
1996					T18				

FedExCup Playoffs			
THE NORTHERN TRUST	Dell Technologies Championship	BMW Championship	TOUR Championship
2015	CUT		
2012	T19	T16	
2011	T13		
2010	T47		
2009	T2	T6	T4
2008	CUT	T55	
2007	T35		T11

## Personal

- Completed accountancy exams before turning professional.
- Second cousin of former NFL quarterback Joey Harrington.
- Distant cousin of poker player Dan Harrington.
- Received an honorary degree from the University of St. Andrews just prior to the 2010 Open Championship.
- Other honorary degrees have come from Maynooth University of Ireland, Fellowship of the Royal College of Surgeons and John Morris University (Liverpool).
- Is an ambassador for Special Olympics, R&A's Working for Golf program and Golf Ireland.
- Represented Ireland at the 2016 Olympic Games in Rio and said "I'm an Olympian now and no one can ever take that away from me."
- Charity is Padraig Harrington Charitable Foundation. Also supports the Make-a-Wish Foundation and the Oesophageal Cancer Fund, among others.



# Scott Harrington

**Height:** 6'2" (1.88 m)  
**Weight:** 175 (79 kg)  
**Age:** 39 (November 16, 1980)  
**Birthplace:** Eugene, Oregon  
**Residence:** Scottsdale, Arizona  
**Family:** Wife, Jenn

**Education:** Northwestern University (2003, Communications)  
**Special Interests:** Working out, reading, movies, sports  
**Turned Professional:** 2003  
**City plays from:** Scottsdale, AZ, United States

## Exempt Status

Top 50 from 2019 Korn Ferry Tour (thru 2019-20)

## Career Victories

None.

## Player Statistics

**Career Low Round:** 68 - 2013 Northern Trust Open (Round 3)

**Career High FedExCup Rank:**

**Career High Official World Golf Rank:** #327 : 2019 BMW Championship

**Career Largest Paycheck:** \$18,295.20 : 2013 Northern Trust Open (Finished T46)

## 2018-19 Season Highlights

Earned PGA TOUR membership for the first time by finishing No. 19 on the Korn Ferry Tour Regular Season points list and entered the 2019-20 season 30th in the final priority ranking. Concluded the Korn Ferry Tour season with four top-10s and 14 made cuts in 23 starts, highlighted by a runner-up at the WinCo Foods Portland Open presented by KraftHeinz.

## Korn Ferry Tour

**Chitimacha Louisiana Open presented by MISTRAS** - Finished T6 at 17-under at the 2019 Chitimacha Louisiana Open presented by MISTRAS with four rounds in the 60s. **BMW Charity Pro-Am presented by SYNEX Corporation** - Carded a final-round 7-under 64 to finish T9 at the BMW Charity Pro-Am presented by SYNEX Corporation. Also became the first player of the 2019 season to card three eagles in a round. **TPC Colorado Championship at Heron Lakes** - Carded a final-round 65 – including a front-nine 8-under 28 – to finish T3 at the TPC Colorado Championship at Heron Lakes. **WinCo Foods Portland Open presented by KraftHeinz** - Carded four rounds in the 60s while competing in his hometown event on the way to a runner-up finish at the WinCo Foods Portland Open presented by KraftHeinz. The 20-under total was enough to earn him his first PGA TOUR Card.

## Career Records

PGA TOUR (Playoff Record: 0-0)												
Season	Events	Rounds	1st	2nd	3rd	Top 10	Top 25	Cuts Made	Cuts Missed	WD	FedExCup Rank	Earnings
<b>Total:</b>	<b>4</b>	<b>12</b>						<b>2</b>	<b>2</b>			
2015	1	2							1			
2013	1	4						1				
2006	1	4						1				
2004	1	2							1			

(A) - Amateur

Korn Ferry Tour (Playoff Record: 0-2)												
Season	Events	Rounds	1st	2nd	3rd	Top 10	Top 25	Cuts Made	Cuts Missed	WD	Priority Rank	Earnings
<b>Total:</b>	<b>195</b>	<b>598</b>		<b>4</b>	<b>2</b>	<b>13</b>	<b>34</b>	<b>104</b>	<b>90</b>	<b>1</b>		
2019	23	73		1	1	4	7	14	9		30	\$212,749
2018	12	40					2	8	4			\$34,627
2017	24	77		1		2	7	15	9		85	\$114,195
2016	23	78				1	5	16	7		68	\$92,233
2015	18	62			1	2	5	13	5		90	\$88,950
2014	19	62					3	12	7			\$43,766
2013	25	74				2	3	12	12	1	117	\$72,104
2012	9	29		1		1	1	5	4			\$79,373
2009	3	8						1	2			\$2,225
2008	16	39						3	13			\$5,776
2007	1	4						1				\$1,021
2006	2	6						1	1			\$1,827
2005	1	2							1			
2004	19	44		1		1	1	3	16			\$38,617

(A) - Amateur

## Personal

- Got started in the game by his parents, Bob and Mary, both avid players. Bob, played in the 2003 U.S. Senior Open as an amateur and is a former president of the Oregon Golf Association.
- Played the piano for 11 years and participated in numerous competitions.
- Proud to be a Portland native and supports all area sports teams.



# Tyrrell Hatton<sup>(TEER-ul)</sup>

**Height:** 5'9" (1.75 m)  
**Weight:** 161 (73 kg)  
**Age:** 27 (October 14, 1991)  
**Birthplace:** High Wycombe, Buckinghamshire, England  
**Residence:** Marlow, Buckinghamshire, England  
**Family:** Engaged

**Special Interests:** Movies, reading  
**Turned Professional:** 2011  
**City plays from:** England

## Exempt Status

Top 125 in 2018-19 FedExCup standings (thru 2019-20)

## Career Victories

### International Victories (3):

**2016** Alfred Dunhill Links Championship [Eur]. **2017** Italian Open [Eur]. **2017** Alfred Dunhill Links Championship [Eur].

## Player Statistics

**Career Low Round: 63** - 2018 Dell Technologies Championship (Round 2)

**Career High FedExCup Rank: #47** : 2019 World Golf Championships-HSBC Champions

**Career High Official World Golf Rank: #13** : 2018 World Golf Championships-Mexico Championship

**Career Largest Paycheck:** \$510,500 : 2018 World Golf Championships-Mexico Championship (Finished 3)

## 2018-19 Season Highlights

Advanced to the FedExCup Playoffs for the second time in as many seasons eligible, finishing No. 79 in the FedExCup standings. Missed just three cuts in 17 starts with three top-10s.

## PGA TOUR

**World Golf Championships-Dell Technologies Match Play** - Advanced out of Group Play into the Round of 16 at the World Golf Championships-Dell Technologies Match Play, losing to Matt Kuchar, 4 and 3, for a T9 finish. **Charles Schwab Challenge** - After opening with a 1-over 71 at the Charles Schwab Challenge, closed 66-69-69 to finish T8. Played the par 3s in 4-under, tied with winner Kevin Na for best in the field. **The Open Championship** - Tied Rickie Fowler for sixth at The Open Championship. Opened with a 68, his first career sub-70 score in the first round of a major championship.

## National Team Selections

**Ryder Cup** : 2018 **World Cup** : 2018

## Career Records

### PGA TOUR (Playoff Record: 0-0)

Season	Events	Rounds	1st	2nd	3rd	Top 10	Top 25	Cuts Made	Cuts Missed	WD	FedExCup Rank	Earnings
<b>Total:</b>	<b>56</b>	<b>178</b>			<b>1</b>	<b>12</b>	<b>24</b>	<b>40</b>	<b>16</b>			<b>\$4,858,393</b>
2019	17	58				3	8	14	3		79	\$1,517,396
2018	16	54			1	4	7	13	3		54	\$1,943,360
2017	13	36				3	5	8	5			
2016	5	18				2	3	4	1			
2015	2	6					1	1	1			
2014	1	2							1			
2013	1	2							1			
2010	1 (A)	2							1			

(A) - Amateur

## Top Tournaments

PGA TOUR	THE PLAYERS Championship	Masters Tournament	PGA Championship	U.S. Open	The Open Championship	WGC-HSBC Champions	WGC-Mexico	WGC-Dell Technologies Match Play	WGC-FedEx St. Jude Inv
2019	CUT	T56	T48	T21	T6	T22	T19	T9	T43
2018	CUT	T44	T10	T6	T51	T11	T3	T9	T28
2017	T41	CUT	CUT	CUT	CUT	T23	T0	T17	T36
2016			T10		T5	T54			
2015			T25		CUT				
2014					CUT				
2013					CUT				
2010					CUT				

### FedExCup Playoffs

	THE NORTHERN TRUST	Dell Technologies Championship	BMW Championship	TOUR Championship
2019	T59			
2018	T20	T12	T29	

## Personal

- Began playing golf at age 3, learning the game at a local par-3 course. Decided he wanted to be a European Tour player when he attended the BMW PGA Championship at Wentworth Club. Attended the event numerous times, traveling 30 minutes from his home in Marlow.
- Favorites vacation spot is the Maldives and his favorite team is Liverpool.



# David Hearn<sup>(HURN)</sup>

**Height:** 6'1" (1.85 m)  
**Weight:** 170 (77 kg)  
**Age:** 40 (June 17, 1979)  
**Birthplace:** Brampton, Ontario, Canada  
**Residence:** Brantford, Ontario, Canada  
**Family:** Wife, Heather; Ella, Evan, Hudson

**Education:** University of Wyoming (2008, Psychology)  
**Special Interests:** Mountain biking, hockey  
**Turned Professional:** 2001  
**City plays from:** Brantford, ON, Canada

## Exempt Status

Top 50 from 2019 Korn Ferry Tour (thru 2019-20)

## Career Victories

### Korn Ferry Tour Victories (1):

**2004 (1)** Alberta Classic.

### International Victories (1):

**2004** Times Colonist Open [Can].

## 2018-19 Season Highlights

Collected one top-10 and nine made cuts in 18 starts to finish No. 174 in the FedExCup standings, but secured PGA TOUR membership for the 2019-20 season by finishing No. 13 in the Korn Ferry Tour Finals 25. Entered the 2019-20 season 27th in the final priority ranking. Best result on the PGA TOUR came at the Zurich Classic of New Orleans (T5 with partner Seamus Power).

## PGA TOUR

**Zurich Classic of New Orleans** - Posted 20-under to finish T5 at Zurich Classic of New Orleans while partnering with Ireland's Seamus Power. Team shot a pair of 68s in the Foursomes format at TPC Louisiana, bettered only by the winning team of Jon Rahm/Ryan Palmer (65-69).

### Korn Ferry Tour

**Utah Championship presented by Zions Bank** - Used four rounds in the 60s to finish T7 at the Utah Championship presented by Zions Bank. **Korn Ferry Tour Championship presented by United Leasing & Finance** - Fired four rounds under-par at the Korn Ferry Tour Championship presented by United Leasing & Finance to finish T4. The result secured his spot in The Finals 25 and a 2019-20 PGA TOUR card.

## National Team Selections

**World Cup** : 2013, 2016 **Olympic Games** : 2016

## Career Records

PGA TOUR (Playoff Record: 0 - 2)												
Season	Events	Rounds	1st	2nd	3rd	Top 10	Top 25	Cuts Made	Cuts Missed	WD	FedExCup Rank	Earnings
<b>Total:</b>	<b>268</b>	<b>844</b>		<b>2</b>	<b>1</b>	<b>21</b>	<b>62</b>	<b>163</b>	<b>105</b>			<b>\$9,310,652</b>
2019	18	47				1	4	9	9		174	\$397,677
2018	21	60				2	5	11	10		138	\$622,383
2017	29	85				2	6	17	12		128	\$800,710
2016	29	95				2	9	19	10		56	\$1,211,514
2015	30	97		1	1	4	8	18	12		55	\$1,817,043
2014	28	97				3	6	20	8		74	\$1,138,324
2013	26	88		1		2	7	18	8		56	\$1,171,515
2012	28	95				2	8	19	9		68	\$1,012,575
2011	26	88				3	6	19	7		121	\$869,072
2010	1	2							1			
2008	2	6						1	1			
2007	1	4						1				
2006	1	4					1	1				
2005	24	68					2	10	14			\$197,453
2004	1	2							1			
2003	1	2							1			
2002	2	4							2			

(A) - Amateur

Korn Ferry Tour (Playoff Record: 0 - 0)												
Season	Events	Rounds	1st	2nd	3rd	Top 10	Top 25	Cuts Made	Cuts Missed	WD	Priority Rank	Earnings
<b>Total:</b>	<b>150</b>	<b>468</b>	<b>1</b>	<b>1</b>	<b>3</b>	<b>25</b>	<b>45</b>	<b>87</b>	<b>62</b>	<b>2</b>		
2019	4	16				2	2	4			27	\$71,544
2018	4	14					1	3	1		78	\$15,837
2017	3	9						2	1	1	111	\$2,758
2011	1	4				1	1	1				\$22,693
2010	25	82		1		5	9	16	9			\$230,440
2009	17	52					2	9	8			\$31,745
2008	25	68			1	3	4	10	15			\$106,860
2007	27	87			1	5	9	17	10	1		\$146,947
2006	26	80				3	8	15	10			\$111,163
2005	3	10			1	1	2	2	4			\$26,805
2004	12	40	1			5	7	8	3			\$161,706
2003	3	6										

(A) - Amateur

## Top Tournaments

PGA TOUR	THE PLAYERS Championship	Masters Tournament	PGA Championship	U.S. Open	The Open Championship	WGC-HSBC Champions	WGC-Mexico	WGC-Dell Technologies Match Play	WGC-FedEx St. Jude Inv
2017	T69								
2016	T28								
2015	T42		CUT	CUT	CUT				
2014	T6		CUT		T32				
2013	T26		T47	T21					
2012	T68								
2008				CUT					
2005				CUT					

FedExCup Playoffs			
THE NORTHERN TRUST	Dell Technologies Championship	BMW Championship	TOUR Championship
2016	T53	T8	T32
2015	T45	CUT	T28
2014	T38	T43	
2013	T72	T35	T28
2012	T10	T26	T65
2011	T67		

## Personal

- Hosts the annual David Hearn Charity Golf Classic, which has provided charitable contributions to the Alzheimer Society since 2012.
- Inducted to the University of Wyoming Sports Hall of Fame in 2015.
- Earned his degree at the University of Wyoming in the spring of 2008 after completing the last of the three courses he was lacking toward his degree plan.
- Was voted 2015 Canadian Male Professional of the Year by the Golf Journalists' Association of Canada.
- Loves hockey; favorite team is the Toronto Maple Leafs.
- Founded the David Hearn Foundation in 2015 with a focus on supporting the Alzheimer's Society of Canada; Alzheimer's disease has impacted both his family and his wife's.
- Partnered with Rockway Vineyards in 2015 to develop a special edition wine collection under The David Hearn Foundation label, with a portion of the proceeds benefiting the foundation and the Alzheimer Society of Canada.
- Rockway's golf course became host to the David Hearn Junior Open, an event launched in conjunction with the Canadian Junior Golf Association.



# Russell Henley

**Height:** 6'0" (1.83 m)  
**Weight:** 180 (82 kg)  
**Age:** 30 (April 12, 1989)  
**Birthplace:** Macon, Georgia  
**Residence:** Kiawah Island, South Carolina  
**Family:** Wife, Teil; Robert Russell, Ruth Teil

**Education:** University of Georgia (2011, Consumer Economics)  
**Special Interests:** Movies, music, all sports  
**Turned Professional:** 2011  
**City plays from:** Kiawah Island, SC, United States

## Exempt Status

Top 125 in 2018-19 FedExCup standings (thru 2019-20)

## Career Victories

### PGA TOUR Victories (3):

**2013 (1)** Sony Open in Hawaii. **2014 (1)** The Honda Classic. **2017 (1)** Shell Houston Open.

### Korn Ferry Tour Victories (3):

**2011 (1)** Stadion Classic at UGA. **2012 (2)** Chiquita Classic, Winn-Dixie Jacksonville Open Presented by Planters.

## 2018-19 Season Highlights

Qualified for the FedExCup Playoffs for the seventh consecutive season, finishing at No. 87 in the FedExCup standings. Claimed one top-10 and made 13 cuts in 25 starts.

## PGA TOUR

**John Deere Classic** - Shot a final-round 61 to earn a runner-up at the John Deere Classic, his best finish since winning the 2017 Houston Open. The 61 represented the first sub-62 score of his career and first in the final round by any player in the history of the John Deere Classic. Led the field in Birdies with 28.

## National Team Selections

**Arnold Palmer Cup** : 2010, 2011 **Porter Cup** : 2010 **Walker Cup** : 2011

## Career Records

### PGA TOUR (Playoff Record: 1 - 0)

Season	Events	Rounds	1st	2nd	3rd	Top 10	Top 25	Cuts Made	Cuts Missed	WD	FedExCup Rank	Earnings
<b>Total:</b>	<b>179</b>	<b>579</b>	<b>3</b>	<b>2</b>	<b>2</b>	<b>23</b>	<b>53</b>	<b>120</b>	<b>59</b>			<b>\$14,001,726</b>
2019	25	70		1		1	5	13	12	87		\$1,133,773
2018	23	74				3	8	16	7	96		\$1,516,438
2017	27	97	1		1	5	11	22	5	13		\$3,413,876
2016	25	76				4	7	13	12	87		\$1,228,347
2015	24	84			1	4	11	20	4	63		\$2,110,774
2014	29	92	1	1		3	5	17	12	19		\$2,590,493
2013	24	78	1			3	5	17	7	44		\$2,008,026
2011	1 (A)	4						1				
2010	1 (A)	4					1	1				
(A) - Amateur												

### Korn Ferry Tour (Playoff Record: 2 - 0)

Season	Events	Rounds	1st	2nd	3rd	Top 10	Top 25	Cuts Made	Cuts Missed	WD	Priority Rank	Earnings
<b>Total:</b>	<b>31</b>	<b>104</b>	<b>3</b>	<b>1</b>	<b>1</b>	<b>8</b>	<b>10</b>	<b>21</b>	<b>9</b>	<b>1</b>		
2012	26	86	2	1	1	7	9	17	8			\$400,116
2011	2	6						1	1			\$4,275
	1 (A)	4	1			1	1	1				
2010	2 (A)	8						2				
(A) - Amateur												

## Top Tournaments

PGA TOUR	THE PLAYERS Championship	Masters Tournament	PGA Championship	U.S. Open	The Open Championship	WGC-HSBC Champions	WGC-Mexico	WGC-Dell Technologies Match Play	WGC-FedEx St. Jude Inv
2019	CUT								
2018	CUT	T15	T50	T25	CUT	T36	T58	T36	
2017	T35	T11	T71	T27	T37				T66
2016	CUT		T22		CUT				
2015	T24	21	T12	CUT	T20	T35	T56	T34	T17
2014	T17	T31	CUT		T60		T47		T41
2013	CUT	CUT	CUT		T73		T28	T17	T27
2011									
2010				T42					

### FedExCup Playoffs

THE NORTHERN TRUST	Dell Technologies Championship	BMW Championship	TOUR Championship
2019 T59			
2018 CUT	T58		
2017 T25	T40	T47	T3
2016 T48	CUT		
2015 T2	CUT	T49	
2014 T61	T2	T59	12
2013 CUT	T62	T39	

## Player Statistics

**Career Low Round: 61** - 2019 John Deere Classic (Round 4)

**Career High FedExCup Rank: #1** : 2013 Sony Open in Hawaii

**Career High Official World Golf Rank: #43** : 2014 Masters Tournament

**Career Largest Paycheck: \$1,260,000** : 2017 Shell Houston Open (Finished 1)

## Personal

- Wife, Teil Duncan, is a well-known painter based out of Charleston, South Carolina.
- Is an avid guitar player himself and has played onstage with O.A.R. and Darius Rucker at PGA TOUR events.
- Superstitions include never talking about a score in an upcoming round.
- Bucket list includes skydiving, visiting Italy and winning the Masters.
- Established Kevin Brown Celebrity Classic Golf Tournament to benefit the Macon Rescue Mission and FCA which gives medical care to those in need in his hometown.



# J.J. Henry

**Height:** 6'3" (1.91 m)  
**Weight:** 200 (91 kg)  
**Age:** 44 (April 2, 1975)  
**Birthplace:** Fairfield, Connecticut  
**Residence:** Fort Worth, Texas  
**Family:** Wife, Lee; Connor, Carson

**Education:** Texas Christian University (1998, Marketing)  
**Special Interests:** All sports, family, TCU sports  
**Turned Professional:** 1998  
**City plays from:** Ft. Worth, TX, United States

## Exempt Status

Past champion/veteran member beyond 150 in 2018-19 FedExCup (thru 2019-20)

## Career Victories

### PGA TOUR Victories (3):

**2006 (1)** Buick Championship. **2012 (1)** Reno-Tahoe Open. **2015 (1)** Barracuda Championship.

### Korn Ferry Tour Victories (1):

**2000 (1)** BUY.COM Knoxville Open.

## National Team Selections

**Ryder Cup :** 2006 **World Cup :** 2006 **Palmer Cup :** 1998 **Stoddard Cup :** 1995

## Career Records

PGA TOUR (Playoff Record: 1 - 0)												
Season	Events	Rounds	1st	2nd	3rd	Top 10	Top 25	Cuts Made	Cuts Missed	WD	FedExCup Rank	Earnings
<b>Total:</b>	<b>546</b>	<b>1704</b>	<b>3</b>	<b>5</b>	<b>3</b>	<b>40</b>	<b>100</b>	<b>333</b>	<b>209</b>	<b>4</b>		
2019	22	52				1	1	6	16		206	\$177,232
2018	28	75				1	5	13	15	1	158	\$482,052
2017	29	86				2	7	17	11	1	125	\$734,874
2016	24	66					12	12	11	1	185	\$280,674
2015	30	90	1			1	4	17	13		90	\$1,046,123
2014	28	87					4	18	9		128	\$554,615
2013	26	81				2	3	16	10		106	\$761,861
2012	28	89	1		1	3	5	18	10		80	\$1,297,802
2011	28	96				1	8	20	8		76	\$873,377
2010	27	92		1		2	5	19	8		86	\$1,035,688
2009	28	97		1		3	7	22	6		83	\$1,161,641
2008	34	108				2	4	19	15		92	\$931,162
2007	26	85				2	7	18	8		97	\$1,088,660
2006	28	93	1	1		5	9	20	8			\$2,301,480
2005	32	100				4	6	20	11	1		\$942,347
2004	30	103			1	3	7	21	9			\$848,823
2003	31	96				1	7	18	13			\$660,341
2002	34	108			1	2	5	21	13			\$569,875
2001	28	84		2		5	6	15	13			\$1,073,847
1999	2	4							2			
1998	2	8						2				\$6,871
(A) - Amateur	1 (A)	4						1				

Korn Ferry Tour (Playoff Record: 0 - 0)												
Season	Events	Rounds	1st	2nd	3rd	Top 10	Top 25	Cuts Made	Cuts Missed	WD	Priority Rank	Earnings
<b>Total:</b>	<b>66</b>	<b>226</b>	<b>1</b>	<b>1</b>	<b>1</b>	<b>10</b>	<b>22</b>	<b>48</b>	<b>18</b>	<b>1</b>		<b>\$333,853</b>
2018	4	15						4		1	96	\$8,639
2014	4	14				1	1	3	1		35	\$45,227
2001	1	4				1	1	1				\$20,400
2000	29	100	1		1	5	12	21	8			\$192,287
1999	28	93		1		3	8	19	9			\$67,300
(A) - Amateur												

## Top Tournaments

PGA TOUR	THE PLAYERS Championship	Masters Tournament	PGA Championship	U.S. Open	The Open Championship	WGC-HSBC Champions	WGC-Mexico	WGC-Dell Technologies Match Play	WGC-FedEx St. Jude Inv
2018	T67			CUT					
2016	T28								
2015			T72						
2014	T48								
2013	CUT		T40						
2012	T40		T42						
2011	CUT		CUT						
2010	T58			T54					
2009	CUT		T63	CUT					
2008	T42		CUT						T73
2007	CUT	T37	CUT	T26	T27		T55	T33	T41
2006	T45		T41	CUT	CUT		37		T10
2005	CUT			T57					
2004	CUT			64					
2003	CUT								
2002	CUT		63						

FedExCup Playoffs			
	THE NORTHERN TRUST	Dell Technologies Championship	BMW Championship
2017	CUT		
2015	T45	CUT	
2013	CUT		
2012	CUT	T60	
2011	T58	T52	
2010	T72	CUT	
2009	T67	T61	
2008	T55	T27	
2007	CUT	CUT	

## Personal

- A talented junior athlete in many sports.
- Exposed to high-level golf at a young age from his father, who played in numerous British and U.S. Amateurs.
- Three-time Connecticut State Amateur champion (1994-95, 1998).
- Awarded the 1998 CSWA Bill Lee Award given to the state's Male Athlete of the Year by the Connecticut Sportswriters Association.
- Was the 1998 New England Amateur champion and a 1998 first-team NCAA All-American and Co-Player of the Year.
- In 2006, founded the Henry House Foundation, which funds tangible projects to promote health care and well being for children in Fort Worth, Texas and southern New England. The Foundation's website is [henryhousefoundation.com](http://henryhousefoundation.com).



# Jim Herman

**Height:** 6'0" (1.83 m)  
**Weight:** 170 (77 kg)  
**Age:** 41 (November 5, 1977)  
**Birthplace:** Cincinnati, Ohio  
**Residence:** Palm City, Florida  
**Family:** Wife, Carolyn; Abigail Elizabeth, Andrew James

**Education:** University of Cincinnati  
**Special Interests:** Spending time with wife and children, bowling, eating  
**Turned Professional:** 2000  
**City plays from:** Palm City, FL, United States

## Exempt Status

Tournament winner (thru 2020-21)

## Career Victories

### PGA TOUR Victories (2):

**2016 (1)** Shell Houston Open. **2019 (1)** Barbasol Championship.

### Korn Ferry Tour Victories (1):

**2010 (1)** Moonah Classic.

## 2018-19 Season Highlights

### PGA TOUR

**Barbasol Championship** - Captured his second PGA TOUR victory, winning the Barbasol Championship by one stroke over Kelly Kraft. Victory came in his 175th career TOUR start at the age of 41 years, 8 months, 16 days. Shot a third-round 62, his third career sub-63 score on TOUR. Successfully converted the 54-hole lead/co-lead for the second time in his second career attempt. Marked his first win since the 2016 Houston Open and first top-10 since the 2017 Valspar Championship (T3). 36-hole (130), 54-hole (192) and 72-hole (262) totals all topped his career-bests entering the week. Led the field in Scrambling (8/9).

## Career Records

### PGA TOUR (Playoff Record: 0 - 0)

Season	Events	Rounds	1st	2nd	3rd	Top 10	Top 25	Cuts Made	Cuts Missed	WD	FedExCup Rank	Earnings
<b>Total:</b>	<b>176</b>	<b>521</b>	<b>2</b>		<b>1</b>	<b>9</b>	<b>29</b>	<b>93</b>	<b>81</b>	<b>2</b>		
2019	21	48	1			1	1	5	16		138	\$678,185
2018	9	25						3	5	1	233	\$46,962
2017	25	75			1	2	6	13	12		91	\$1,205,632
2016	29	93	1			2	7	18	11		42	\$2,091,274
2015	27	88				2	8	18	9		74	\$1,212,778
2014	21	58						11	9	1	182	\$187,337
2013	19	55				2	4	10	9		139	\$490,756
2012	2	6					1	1	1			
2011	22	69					2	13	9		178	\$196,845
2010	1	4						1				

(A) - Amateur

### Korn Ferry Tour (Playoff Record: 1 - 0)

Season	Events	Rounds	1st	2nd	3rd	Top 10	Top 25	Cuts Made	Cuts Missed	WD	Priority Rank	Earnings
<b>Total:</b>	<b>124</b>	<b>383</b>	<b>1</b>	<b>1</b>	<b>2</b>	<b>12</b>	<b>34</b>	<b>67</b>	<b>57</b>			<b>\$763,468</b>
2018	6	18	1	1		1	2	3	3		124	\$28,419
2014	4	16				2	3	4			15	\$101,725
2013	7	28				1	2	7			28	\$51,041
2012	26	86		1	1	3	10	17	9			\$182,001
2011	2	4							2			
2010	25	79	1			3	8	15	10			\$238,847
2009	26	73			1	2	3	10	16			\$93,904
2008	28	79					6	11	17			\$67,532

(A) - Amateur

## Top Tournaments

PGA TOUR	THE PLAYERS Championship	Masters Tournament	PGA Championship	U.S. Open	The Open Championship	WGC-HSBC Champions	WGC-Mexico	WGC-Dell Technologies Match Play	WGC-FedEx St. Jude Inv
2017	T35		T44						
2016	CUT	CUT	CUT	CUT	T43				T27
2013				T67					
2012				CUT					
2011						T38			
2010				T47					

### FedExCup Playoffs

	THE NORTHERN TRUST	Dell Technologies Championship	BMW Championship	TOUR Championship
2017	CUT	T69		
2016	T22	T33	T24	
2015	T13	CUT		

## Player Statistics

**Career Low Round:** 62 - 2019 Barbasol Championship (Round 3)

**Career High FedExCup Rank:** #18 : 2016 Shell Houston Open

**Career High Official World Golf Rank:** #68 : 2016 Masters Tournament

**Career Largest Paycheck:** \$1,224,000 : 2016 Shell Houston Open (Finished 1)

## Personal

- Started playing golf at age 9 by tagging along with father and brother, Tom, at the local municipal course. By age 12, after mom dropped him off at the course, he played from dawn until dusk, using an all-day youth ticket.
- Favorite college team is the Cincinnati Bearcats. Favorite professional team is the Cincinnati Bengals.
- Is perhaps best known for working as an assistant club pro at Trump National Bedminster in New Jersey in 2006-07. Has played numerous rounds with Donald Trump and Trump's celebrity friends. Served as assistant pro from 2004-06 at the PGA GC and PGA CC in Port St. Lucie, Fla., and served as an assistant professional at Trump National in New Jersey.
- Marks his ball on the green with Presidential dollar gold coins. Roommate from his assistant-pro days, Steven Wyder, a high school history teacher, picks the "lucky" coins each week depending on event locations and dates. Ball marker has its own Twitter handle, @POTUSBallMarker, so his fans can follow.



# Tim Herron<sup>(HAIR-en)</sup>

**Height:** 5'10" (1.78 m)  
**Weight:** 250 (kg)  
**Age:** 49 (February 6, 1970)  
**Birthplace:** Minneapolis, Minnesota  
**Residence:** Wayzata, Minnesota  
**Family:** Wife, Ann; Carson, Mick, Patrick

**Education:** University of New Mexico  
**Special Interests:** Fishing, pool, snow skiing  
**Turned Professional:** 1993  
**City plays from:** Wayzata, MN, United States

## Exempt Status

Past champion/veteran member beyond 150 in 2018-19 FedExCup (thru 2019-20)

## Career Victories

### PGA TOUR Victories (4):

**1996 (1)** Honda Classic. **1997 (1)** LaCantera Texas Open. **1999 (1)** Bay Hill Invitational. **2006 (1)** Bank of America Colonial.

## Player Statistics

**Career Low Round:** 61 - 2012 Wyndham Championship (Round 2)

**Career High FedExCup Rank:** #19 : 2007 Mercedes-Benz Championship

**Career High Official World Golf Rank:** #29 : 2000 AT&T Pebble Beach National Pro-Am

**Career Largest Paycheck:** \$1,080,000 : 2006 Bank of America Colonial (Finished 1)

## 2018-19 Season Highlights

### PGA TOUR

**3M Open** - A Minneapolis native, became the first player to record a hole-in-one at the inaugural 3M Open, held at TPC Twin Cities in Blaine, Minnesota. Holed a 5-iron at the 209-yard 8th hole in the first round.

## National Team Selections

**Walker Cup :** 1993

## Career Records

### PGA TOUR (Playoff Record: 2 - 1)

Season	Events	Rounds	1st	2nd	3rd	Top 10	Top 25	Cuts Made	Cuts Missed	WD	FedExCup Rank	Earnings
<b>Total:</b>	<b>560</b>	<b>1794</b>	<b>4</b>	<b>7</b>	<b>6</b>	<b>59</b>	<b>141</b>	<b>363</b>	<b>197</b>			<b>\$19,366,894</b>
2019	10	24						3	7			\$43,281
2018	12	31					1	4	7			\$209,216
2017	8	18						2	6			\$29,857
2016	14	41				1	2	8	6			\$297,238
2015	7	17						1	6			\$5,820
2014	15	44					1	10	5			\$212,771
2013	15	45					1	8	7			\$302,570
2012	27	88				2	4	16	11			\$660,279
2011	28	85			1	3	5	14	14			\$909,135
2010	24	79					4	16	8			\$391,502
2009	27	87					7	16	11			\$619,843
2008	28	97				3	9	20	8			\$1,164,999
2007	27	98		1		1	5	22	5		103	\$951,200
2006	27	81	1			2	4	15	12			\$1,776,142
2005	28	99			1	7	13	23	5			\$2,103,550
2004	26	83		1	1	4	10	17	9			\$1,727,577
2003	29	100		2	2	6	9	21	8			\$2,176,390
2002	30	99		1		3	7	21	9			\$954,917
2001	29	91			1	3	10	20	9			\$945,441
2000	28	94				4	10	21	7			\$731,925
1999	29	96	1	2		7	11	21	8			\$1,511,202
1998	29	94				4	10	21	8			\$525,373
1997	31	101		1		6	11	21	10			\$640,997
1996	31	100	1			3	7	22	9			\$475,670
1995	1	2							1			

(A) - Amateur

### Korn Ferry Tour (Playoff Record: 0 - 0)

Season	Events	Rounds	1st	2nd	3rd	Top 10	Top 25	Cuts Made	Cuts Missed	WD	Priority Rank	Earnings
<b>Total:</b>	<b>58</b>	<b>182</b>		<b>1</b>	<b>1</b>	<b>8</b>	<b>25</b>	<b>37</b>	<b>21</b>			
2018	3	8					1	1	2		98	\$7,687
2016	5	14						2	3		63	\$17,010
2015	15	47		1		2	4	8	7		109	\$136,545
2014	4	10						1	3		120	\$2,500
1995	27	89			1	6	16	21	6			\$69,534
1994	4	14					3	4				\$6,894

(A) - Amateur

## Top Tournaments

PGA TOUR	THE PLAYERS Championship	Masters Tournament	PGA Championship	U.S. Open	The Open Championship	WGC-HSBC Champions	WGC-Mexico	WGC-Dell Technologies Match Play	WGC-FedEx St. Jude Inv
2013	T15								
2012	CUT			CUT					
2009	CUT								
2008	CUT								
2007	T52	T37	T66						
2006	CUT	T36	T14	63	CUT		T48	T33	T68
2005	T6	T11	CUT	T33	T41			T33	
2004	CUT	CUT	CUT	T13	CUT		T54	T33	
2003	T54		T14				T2		
2002	T28		CUT	T50					
2001	T21		CUT	T40				T17	
2000	CUT	CUT	CUT	CUT	CUT			T17	
1999	CUT	T44	CUT	6	T30		T16		
1998	CUT	CUT	T5	T53					
1997	CUT		T13						
1996	T19	CUT	T31		CUT				
1995				CUT					

### FedExCup Playoffs

	THE NORTHERN TRUST	Dell Technologies Championship	BMW Championship	TOUR Championship
2011	CUT			
2009	CUT			
2008	T24	T5	T38	
2007	T48	T60		

## Personal

- Was diagnosed with Lyme Disease in July 2004 and suffered chronic fatigue the remainder of the season.
- Nicknamed "Lumpy" first day on job at golf course in Wayzata, Minnesota. Nickname stood at golf course, but not at school ("There already was a 'Lumpy' at school").
- Says ice fishing was way to pass time during Minnesota winters.
- Grandfather, Carson Lee Herron, played in 1934 U.S. Open and won state titles in Minnesota and Iowa. Father, also named Carson, played in 1963 U.S. Open. Herron, Tom Lehman and Lee Janzen are Minnesotans who have won more than once on TOUR. Sister Alissa won 1999 U.S. Mid-Amateur and is a three-time Minnesota Amateur champion.



# Kramer Hickok

**Height:** 5'11" (1.8 m)  
**Weight:** 178 (80 kg)  
**Age:** 27 (April 14, 1992)  
**Birthplace:** Austin, Texas  
**Residence:** Dallas, Texas  
**Family:** Single

**Education:** University of Texas (2015, Geography)  
**Special Interests:** Hunting, fishing  
**Turned Professional:** 2015  
**City plays from:** Dallas, TX, United States

## Exempt Status

Top 50 from 2019 Korn Ferry Tour (thru 2019-20)

## Career Victories

### Korn Ferry Tour Victories (1):

**2018 (1)** DAP Championship presented by NewBrick.

### Mackenzie Tour-PGA TOUR Canada Victories (2):

**2017 (2)** Players Cup, Ontario Championship hosted by National Pines Golf Club.

### Other Victories (2):

**2017** Ontario Championship hosted by National Pines Golf Club. **2017** Players Cup.

## 2018-19 Season Highlights

Collected one top-10 and 13 made cuts in 26 starts to finish No. 161 in the FedExCup standings, but earned one of the 25 PGA TOUR cards available through the Korn Ferry Tour Finals at No. 4 on the Finals points list. Entered the 2019-20 season ninth in the final priority ranking. Best result of the season came at the Corales Puntacana Resort & Club Championship (T10).

## PGA TOUR

**Corales Puntacana Resort & Club Championship** - Posted four sub-par rounds, including a bogey-free final-round 67, to finish T10 at the Corales Puntacana Resort & Club Championship for his first career top-10 in his 18th PGA TOUR start at the Corales Puntacana Resort & Club Championship. Was grouped with former Dallas Cowboys quarterback Tony Romo in the first two rounds.

## Korn Ferry Tour

**Albertsons Boise Open presented by Kraft Nabisco** - Carded weekend rounds of 66-67 en route to a T5 finish at 16-under at the Albertsons Boise Open presented by Kraft Nabisco. The finish secured his return to the PGA TOUR for the 2019-20 season. **Korn Ferry Tour Championship presented by United Leasing & Finance** - Used a final-round 65 to earn a solo-third finish at the Korn Ferry Tour Championship presented by United Leasing & Finance. With the result, finished fourth in The Finals 25 and secured a return to the PGA TOUR.

## National Team Selections

**Aruba Cup** : 2017

## Career Records

PGA TOUR (Playoff Record: 0 - 0)												
Season	Events	Rounds	1st	2nd	3rd	Top 10	Top 25	Cuts Made	Cuts Missed	WD	FedExCup Rank	Earnings
<b>Total:</b>	<b>30</b>	<b>87</b>				<b>1</b>	<b>5</b>	<b>14</b>	<b>16</b>			
2019	26	77				1	4	13	13		161	\$494,424
2017	2	6					1	1	1			
2016	2	4							2			

(A) - Amateur

Korn Ferry Tour (Playoff Record: 0 - 0)												
Season	Events	Rounds	1st	2nd	3rd	Top 10	Top 25	Cuts Made	Cuts Missed	WD	Priority Rank	Earnings
<b>Total:</b>	<b>35</b>	<b>112</b>	<b>1</b>	<b>1</b>	<b>2</b>	<b>8</b>	<b>13</b>	<b>22</b>	<b>12</b>	<b>1</b>		<b>\$515,760</b>
2019	3	12			1	2	3	3			9	\$115,675
2018	26	85	1	1	1	6	10	17	9		3	\$396,968
2016	6	15						2	3	1		\$3,116

(A) - Amateur

## Player Statistics

**Career Low Round: 64** - 2019 Mayakoba Golf Classic (Round 1)

**Career High FedExCup Rank: #94** : 2019 Mayakoba Golf Classic

**Career High Official World Golf Rank: #126** : 2018 BMW Championship

**Career Largest Paycheck:** \$118,500 : 2019 AT&T Byron Nelson (Finished 17)

## Personal

- Parents are Doug and Lisa Hickok. Doug tried to walk on the University of Texas golf team under head coach George Hannon. Older brother, Carter is also a Texas grad.
- Played a lot of sports growing up, including football and soccer.
- If not a professional golfer would be in commercial real estate like his dad and brother.
- Favorites include the Dallas Mavericks, the Dallas Cowboys, the Texas Rangers and the Texas Longhorns. Enjoys watching Steph Curry, Dez Bryant and Dirk Nowitzki. Says The Bible is his favorite book, and top cities to visit are London and Whitefish, Montana. Favorite food is sushi.
- Big proponent of College Golf Fellowship.
- Considers Fred Couples a friend and mentor.
- Bucket list includes heli skiing and scuba diving the Great Barrier Reef.



# Harry Higgs

**Height:** 6'2" (1.85 m)  
**Weight:** 235 (kg)  
**Age:** 27 (December 04, 1991)  
**Birthplace:** Camden, New Jersey  
**Residence:** Dallas, Texas  
**Family:** Single

**Education:** Southern Methodist University (2014, Sport Management)  
**Turned Professional:** 2014  
**City plays from:** Dallas, TX, United States

## Exempt Status

Top 50 from 2019 Korn Ferry Tour (thru 2019-20)

## Career Victories

### Korn Ferry Tour Victories (1):

**2019 (1)** Price Cutter Charity Championship presented by Dr Pepper.

### PGA TOUR Latinoamerica Victories (1):

**2018 (1)** Diners Club Peru Open presentado por Lexus.

## 2018-19 Season Highlights

Won the Price Cutter Charity Championship on the Korn Ferry Tour and earned PGA TOUR membership by finishing No. 5 on the Korn Ferry Tour Regular Season points list, entering the 2019-20 season sixth in the final priority ranking. Had five top-10 finishes on the season, including a victory, a runner-up (KC Golf Classic) and third-place result (TPC Colorado Championship at Heron Lakes). Made the cut in 18 of 22 starts.

### Korn Ferry Tour

**Dormie Network Classic at Briggs Ranch** - Fired matching 68s on Saturday and Sunday in San Antonio to finish T9, his first top-10 of the year. **KC Golf Classic** - Carded a final-round 4-under 68 to finish T2 at 10-under 278 at the KC Golf Classic, his highest finish on the Korn Ferry Tour. **BMW Charity Pro-Am presented by SYNEX Corporation** - Carded rounds of 67-66-67 to finish T9 at the BMW Charity Pro-Am presented by SYNEX Corporation, his third top-10 in his last six starts. **TPC Colorado Championship at Heron Lakes** - Following a first-round 71, carded three consecutive 68s to rise to T3 at the TPC Colorado Championship at Heron Lakes. **Price Cutter Charity Championship presented by Dr Pepper** - Held off a number of players on Sunday to win the Price Cutter Charity Championship by two strokes, his first Korn Ferry Tour title. Fired rounds of 66-68-65-67 to finish the week at 22-under 266. The win officially secured his PGA TOUR card for the 2019-20 season.

## Career Records

PGA TOUR (Playoff Record: 0 - 0)													
Season	Events	Rounds	1st	2nd	3rd	Top 10	Top 25	Cuts Made	Cuts Missed	WD	FedExCup Rank	Earnings	
<b>Total:</b>	<b>0</b>	<b>0</b>											
(A) - Amateur													

Korn Ferry Tour (Playoff Record: 0 - 0)													
Season	Events	Rounds	1st	2nd	3rd	Top 10	Top 25	Cuts Made	Cuts Missed	WD	Priority Rank	Earnings	
<b>Total:</b>	<b>28</b>	<b>93</b>	<b>1</b>	<b>1</b>	<b>1</b>	<b>5</b>	<b>13</b>	<b>19</b>	<b>9</b>				
2019	22	79	1	1	1	5	13	18	4		6	\$326,651	
2017	1	2							1				
2016	2	6						1	1			\$1,671	
2015	1	2							1				
2014	1	2							1				
2009	1 (A)	2							1				
(A) - Amateur													

## Personal

- Brother, Alex, is also a professional golfer who played at SMU. The brothers overlapped during Harry's senior year as Alex was a freshman.
- Missed a week of high school to compete in the Korn Ferry Tour's KC Golf Classic near his hometown as a 17-year-old amateur.
- Had the opportunity to play golf with President George W. Bush at Preston Trail GC in Dallas.
- Grew up in Overland Park, Kansas. Is a huge Kansas City Royals fan. Was on a red-eye flight between PGA TOUR Latinoamerica events when the Royals won the World Series in 2015.
- College teammates at SMU with Bryson DeChambeau.
- If not a professional golfer, would like to be a senator or governor or possibly president



# Bo Hoag

**Height:** 6'2" (1.88 m)  
**Weight:** 185 (84 kg)  
**Age:** 31 (July 25, 1988)  
**Birthplace:** Columbus, Ohio  
**Residence:** Columbus, Ohio  
**Family:** Wife, Kristen

**Education:** Ohio State University (2011, Economics)  
**Special Interests:** Cars, Ohio State athletics  
**Turned Professional:** 2011  
**City plays from:** Columbus, OH, United States

## Exempt Status

Top 50 from 2019 Korn Ferry Tour (thru 2019-20)

## Career Victories

### Korn Ferry Tour Victories (1):

**2019 (1)** WinCo Foods Portland Open presented by KraftHeinz.

## Player Statistics

**Career Low Round:** 69 - 2012 The Honda Classic (Round 1)

**Career High FedExCup Rank:**

**Career High Official World Golf Rank:** #347 : 2019 TOUR Championship

**Career Largest Paycheck:**

## 2018-19 Season Highlights

Won the WinCo Foods Portland Open presented by KraftHeinz on the Korn Ferry Tour and secured PGA TOUR membership by finishing No. 7 on the Korn Ferry Tour Regular Season points list, entering the 2019-20 season 20th in the final priority ranking. Collected 10 top-25s and made 21 cuts in 24 starts on the season.

### Korn Ferry Tour

**WinCo Foods Portland Open presented by KraftHeinz** - Carded weekend rounds of 63-65 to claim his first career title at the WinCo Foods Portland Open presented by KraftHeinz. The 22-under total was enough for a two-stroke win and earned him his first PGA TOUR card.

## Career Records

PGA TOUR (Playoff Record: 0-0)												
Season	Events	Rounds	1st	2nd	3rd	Top 10	Top 25	Cuts Made	Cuts Missed	WD	FedExCup Rank	Earnings
<b>Total:</b>	<b>3</b>	<b>6</b>							<b>3</b>			
2016	1	2							1			
2012	2	4							2			
(A) - Amateur												

Korn Ferry Tour (Playoff Record: 0-0)												
Season	Events	Rounds	1st	2nd	3rd	Top 10	Top 25	Cuts Made	Cuts Missed	WD	Priority Rank	Earnings
<b>Total:</b>	<b>66</b>	<b>229</b>	<b>1</b>			<b>4</b>	<b>17</b>	<b>49</b>	<b>17</b>			
2019	24	89	1			1	10	21	3		20	\$262,254
2018	26	82				2	4	15	11		125	\$88,867
2017	12	46				1	3	11	1			\$55,064
2016	2	6						1	1			\$3,660
2011	1	2							1			
2009	1 (A)	4						1				
(A) - Amateur												

## Personal

- Born and raised in Upper Arlington, Ohio, attended the same high school and college as Jack Nicklaus. Grew up attending the Memorial Tournament presented by Nationwide. Through family friends and college functions, spent time with Nicklaus and his wife, Barbara. When he won the Korn Ferry Tour's WinCo Foods Portland Open to secure his PGA TOUR card, Nicklaus gave him a congratulatory phone call.
- Grandfather, Bob (Robert), was a great player who competed against Nicklaus, Palmer and Player. He played collegiate golf at Ohio State and was on the founding board at Muirfield Village Golf Club which opened in 1974.
- Includes driving a lap at the Indianapolis Motor Speedway on his bucket list.
- Favorite book is Freakonomics.



# Charley Hoffman

**Height:** 6'0" (1.83 m)  
**Weight:** 200 (91 kg)  
**Age:** 42 (December 27, 1976)  
**Birthplace:** San Diego, California  
**Residence:** Las Vegas, Nevada  
**Family:** Wife, Stacy; ClaireJoAnn, Katelyn Elizabeth

**Education:** University of Nevada-Las Vegas (2000, Communications)  
**Special Interests:** Snow skiing, jet skiing, barbecuing  
**Turned Professional:** 2000  
**City plays from:** Rancho Santa Fe, CA, United States

## Exempt Status

Top 125 in 2018-19 FedExCup standings (thru 2019-20)

## Career Victories

### PGA TOUR Victories (4):

**2007 (1)** Bob Hope Chrysler Classic. **2010 (1)** Deutsche Bank Championship. **2015 (1)** OHL Classic at Mayakoba. **2016 (1)** Valero Texas Open.

### Korn Ferry Tour Victories (1):

**2004 (1)** Permian Basin Charity Golf Classic.

## 2018-19 Season Highlights

Qualified for the FedExCup Playoffs, one of nine players to do so in each of the first 13 seasons of the FedExCup era. Ended the season No. 78 in the FedExCup standings. Earned two top-10s and made 13 cuts in 24 starts, finishing the season with a T77 at THE NORTHERN TRUST.

## PGA TOUR

**Valero Texas Open** - Finished second at the Valero Texas Open following a final-round 67. Third-round 64, which included a birdie-birdie-birdie eagle finish, tied Ryan Moore (R3) and Kevin Streelman (R4) for low score of the week. Earned his 11th top-15 finish and 14th made cut in 14 starts at the event. Represented best result on the PGA TOUR since losing in a playoff at the 2017 RBC Canadian Open.

## National Team Selections

**Presidents Cup** : 2017

## Career Records

PGA TOUR (Playoff Record: 1 - 2)													
Season	Events	Rounds	1st	2nd	3rd	Top 10	Top 25	Cuts Made	Cuts Missed	WD	FedExCup Rank	Earnings	
<b>Total:</b>	<b>386</b>	<b>1297</b>	<b>4</b>	<b>8</b>	<b>5</b>	<b>50</b>	<b>120</b>	<b>276</b>	<b>109</b>	<b>2</b>		<b>\$27,947,585</b>	
2019	24	70		1		2	5	13	11		78	\$1,468,855	
2018	25	80					9	19	5	1	79	\$1,400,637	
2017	31	108		2	2	7	14	24	7		20	\$4,161,008	
2016	26	88	1			1	8	20	6		44	\$2,350,239	
2015	28	94	1	2	1	7	12	21	7		10	\$4,041,089	
2014	25	93			1	5	10	21	4		53	\$1,977,296	
2013	23	84			1	5	8	19	4		61	\$1,582,423	
2012	27	88		1		2	6	18	9	1	69	\$1,276,663	
2011	27	92		1		2	6	20	7		41	\$1,462,591	
2010	24	85	1			5	8	18	6		4	\$2,559,646	
2009	27	97		1		4	11	22	5		37	\$1,894,925	
2008	29	94				3	6	19	10		70	\$945,702	
2007	30	97	1			2	7	18	12		50	\$1,689,366	
2006	29	98				5	10	21	8			\$1,115,193	
2005	1	4						1					
2004	1	4											
2003	1	2							1				
2002	1	2											
2001	2	4							2				
2000	1 (A)	2							1				
1999	1 (A)	3							1				
1998	1 (A)	2							1				
1996	1 (A)	4						1					
1994	1	2							1				

(A) - Amateur

Korn Ferry Tour (Playoff Record: 1 - 0)													
Season	Events	Rounds	1st	2nd	3rd	Top 10	Top 25	Cuts Made	Cuts Missed	WD	Priority Rank	Earnings	
<b>Total:</b>	<b>86</b>	<b>262</b>	<b>1</b>	<b>1</b>	<b>2</b>	<b>11</b>	<b>28</b>	<b>48</b>	<b>34</b>	<b>3</b>			
2005	26	85		1		8	12	18	7			\$212,322	
2004	15	56	1		1	2	10	13	2			\$174,083	
2002	3	8						1	2			\$999	
2001	23	70			1	1	4	12	11			\$54,052	
2000	19	43					2	4	12	3		\$15,075	

(A) - Amateur

## Top Tournaments

PGA TOUR									
	THE PLAYERS Championship	Masters Tournament	PGA Championship	U.S. Open	The Open Championship	WGC-HSBC Champions	WGC-Mexico	WGC-Dell Technologies Match Play	WGC-FedEx St. Jude Inv
2019	CUT	T29	T54		T51	T43			
2018	CUT	T12	CUT	T20	T17				T53
2017	T30	T22	T48	8	T20		T20	T36	3
2016	CUT	T29	CUT	T37	77		T17	T38	T33
2015	T30	T9	CUT	CUT	CUT		T38	T17	T31
2014	T38		CUT		T67				
2013	T37		T40	T45					
2012	CUT		CUT						
2011	T26	T27	CUT	T45	CUT		T24	T33	T37
2010	T22								
2009	T37		CUT		CUT		T13		
2008	CUT								
2007	T75		CUT		T35		T61		T22
2006				T48					

FedExCup Playoffs			
	THE NORTHERN TRUST	Dell Technologies Championship	BMW Championship
2019	T77		
2018	T20	T4	
2017	T17	CUT	T27
2016	T13		T52
2015	T62	3	T53
2014	T30	CUT	T53
2013	T0	T27	68
2012	CUT	T26	T54
2011	T10	T31	T53
2010	T27	1	T30
2009	T31	T27	T61
2008	T38	T33	T60
2007	T48	CUT	T25

## Personal

- Born and raised in Poway, California, outside of San Diego.
- Began playing golf at age 7 with friend Bill Lunde's grandfather.
- Competed in San Diego Junior Golf Association with fellow PGA TOUR player Pat Perez. Won the California state high school championship in 1994 and 1995, the first player to win twice.
- Was a member of the 1998 NCAA championship team at the University of Nevada, Las Vegas. UNLV teammates included Chris Riley, Chad Campbell, Bill Lunde and Adam Scott. Graduated with a communications degree.
- In 2009, married wife Stacy, a longtime friend since graduating Poway High School together.
- Founded the Charley Hoffman Foundation to raise funds for charities benefiting children in their native and adopted hometowns of San Diego and Las Vegas. Foundation has raised more than \$1.8 million for charities in San Diego and Las Vegas.



# Morgan Hoffmann

**Height:** 6'1" (1.85 m)  
**Weight:** 180 (82 kg)  
**Age:** 30 (August 11, 1989)  
**Birthplace:** Franklin Lakes, New Jersey  
**Residence:** Jupiter, Florida  
**Family:** Wife, Chelsea

**Education:** Oklahoma State University  
**Special Interests:** Anything active, sports, outdoors, airplanes  
**Turned Professional:** 2011  
**City plays from:** Palm Beach Gardens, FL, United States

## Exempt Status

Major Medical Extension

## Career Victories

None.

## Player Statistics

**Career Low Round:** 62 - 2016 John Deere Classic (Round 3)

**Career High FedExCup Rank:** #21 : 2014 BMW Championship

**Career High Official World Golf Rank:** #84 : 2015 World Golf Championships-Cadillac Match Play

**Career Largest Paycheck:** \$563,200 : 2017 The Honda Classic (Finished 2)

## 2018-19 Season Highlights

Made the cut in four of 11 starts, finishing the season No. 225 in the FedExCup standings. Entered the 2019-20 season on a Major Medical Extension with seven starts available to earn 262 points to equal No. 125 on the 2017-18 FedExCup points list (Seamus Power/377).

## National Team Selections

Palmer Cup : 2009 Walker Cup : 2009

## Career Records

PGA TOUR (Playoff Record: 0 - 0)												
Season	Events	Rounds	1st	2nd	3rd	Top 10	Top 25	Cuts Made	Cuts Missed	WD	FedExCup Rank	Earnings
<b>Total:</b>	<b>158</b>	<b>474</b>		<b>1</b>	<b>2</b>	<b>9</b>	<b>33</b>	<b>86</b>	<b>70</b>	<b>3</b>		
2019	11	30						4	7		225	\$92,212
2018	9	23					2	3	5	1	198	\$170,673
2017	29	88		1		1	5	17	12		81	\$1,278,568
2016	25	67			1	1	5	11	14		133	\$717,890
2015	26	85				2	5	17	8	1	85	\$1,111,240
2014	32	99			1	2	8	20	12	1	26	\$1,595,922
2013	20	64				3	7	11	9		117	\$871,003
2012	1	4						1				
2011	4	12					1	2	2			
2010	1 (A)	2							1			

(A) - Amateur

Korn Ferry Tour (Playoff Record: 0 - 1)												
Season	Events	Rounds	1st	2nd	3rd	Top 10	Top 25	Cuts Made	Cuts Missed	WD	Priority Rank	Earnings
<b>Total:</b>	<b>24</b>	<b>87</b>		<b>2</b>	<b>1</b>	<b>10</b>	<b>11</b>	<b>20</b>	<b>4</b>	<b>1</b>	124	<b>\$277,772</b>
2019	4	12					1	2	2			\$7,112
2013	4	13		1		1	1	3	1			\$63,120
2012	13	50		1	1	7	7	12	1			\$207,540
2010	2 (A)	8				1	1	2				
2009	1 (A)	4				1	1	1				

(A) - Amateur

## Top Tournaments

PGA TOUR									
	THE PLAYERS Championship	Masters Tournament	PGA Championship	U.S. Open	The Open Championship	WGC-HSBC Champions	WGC-Mexico	WGC-Dell Technologies Match Play	WGC-FedEx St. Jude Inv
2016	T49								
2015	CUT	T28	T75	T27	CUT		T17		
2014	T17								
2013				CUT					
2012				T29					
2010				CUT					

FedExCup Playoffs			
	THE NORTHERN TRUST	Dell Technologies Championship	BMW Championship
2017	T67	T40	
2015	T39	73	
2014	T9	T35	3
2013	CUT		T27

## Personal

- Following his facioscapulohumeral muscular dystrophy diagnosis, launched the Morgan Hoffmann Foundation, a non-profit organization dedicated to finding a cure for muscular dystrophy and improving the physical and mental wellness of those in the fight against neuromuscular diseases.
- Was a defenseman in junior hockey for seven years before turning his full attention to golf.
- Favorite professional team is the New York Yankees.
- Earned his pilot's license in November 2014.
- Teamed with former Ralph Lauren designer, Charlie Schaefer, to start Greyson Clothiers. Clothing line made its debut at Augusta National as Hoffmann made his Masters debut in 2015.



# Tom Hoge<sup>(HOAGIE)</sup>

**Height:** 6'1" (1.85 m)  
**Weight:** 175 (79 kg)  
**Age:** 30 (May 25, 1989)  
**Birthplace:** Statesville, North Carolina  
**Residence:** Fargo, North Dakota  
**Family:** Wife, Kelly

**Education:** Texas Christian University (2011, Accounting and Finance)  
**Turned Professional:** 2011  
**City plays from:** Fargo, ND, United States

## Exempt Status

Top 50 from 2019 Korn Ferry Tour (thru 2019-20)

## Career Victories

### Mackenzie Tour-PGA TOUR Canada Victories (1):

2011 (1) The Players Cup.

### International Victories (1):

2011 Players Cup [Can].

### Other Victories (1):

2011 The Players Cup.

## 2018-19 Season Highlights

Collected one top-10 and 17 made cuts in 32 starts to finish 159th in the FedExCup standings, but secured PGA TOUR membership for the 2019-20 season by finishing No. 17 in the Korn Ferry Tour Finals 25. Entered the PGA TOUR season 35th in the final priority ranking. Best result on the PGA TOUR came at the Barracuda Championship (6th).

## Korn Ferry Tour

**Nationwide Children's Hospital Championship** - Rebounded after a first-round 73 with rounds of 68-68-67 to finish T7 in Columbus. **Albertsons Boise Open presented by Kraft Nabisco** - Carded a final-round 67 en route to a T20 finish at 12-under at the Albertsons Boise Open presented by Kraft Nabisco. The finish secured his return to the PGA TOUR for the 2019-20 season.

## Career Records

PGA TOUR (Playoff Record: 0-0)												
Season	Events	Rounds	1st	2nd	3rd	Top 10	Top 25	Cuts Made	Cuts Missed	WD	FedExCup Rank	Earnings
<b>Total:</b>	<b>133</b>	<b>387</b>			<b>1</b>	<b>10</b>	<b>20</b>	<b>76</b>	<b>57</b>			
2019	32	90				1	3	17	15		159	\$573,464
2018	31	93			1	3	7	20	11		92	\$1,358,542
2017	17	46				2	3	10	7		166	\$373,092
2016	26	77				2	3	14	12		144	\$561,559
2015	26	79				2	4	15	11		132	\$690,319
2011	1	2							1			

(A) - Amateur

Korn Ferry Tour (Playoff Record: 0-0)												
Season	Events	Rounds	1st	2nd	3rd	Top 10	Top 25	Cuts Made	Cuts Missed	WD	Priority Rank	Earnings
<b>Total:</b>	<b>85</b>	<b>267</b>		<b>2</b>	<b>1</b>	<b>8</b>	<b>19</b>	<b>48</b>	<b>37</b>			<b>\$502,174</b>
2019	2	8				1	2	2			35	\$41,365
2017	7	24					3	5	2		47	\$45,737
2016	3	8						1	2		93	\$5,975
2015	4	16		1		1	2	4			16	\$86,722
2014	24	78			1	3	6	15	9		19	\$156,442
2013	20	56		1		1	3	8	12		72	\$103,927
2012	24	75				2	3	13	11			\$62,006
2011	1	2							1			

(A) - Amateur

## Top Tournaments

PGA TOUR									
	THE PLAYERS Championship	Masters Tournament	PGA Championship	U.S. Open	The Open Championship	WGC-HSBC Champions	WGC-Mexico	WGC-Dell Technologies Match Play	WGC-FedEx St. Jude Inv.
2019	T30			T43					
2018	T72								
2016				CUT					
2015				CUT					

FedExCup Playoffs			
	THE NORTHERN TRUST	Dell Technologies Championship	BMW Championship
2018	CUT	T66	

## Personal

- Biggest thrill in golf is winning the Mackenzie Tour-PGA TOUR Canada's Players Cup in 2011 to gain entry into the PGA TOUR's RBC Canadian Open.
- Favorite TV show is "Modern Family." Favorite entertainer is Rob Baird. Favorite food is ice cream. Favorite college teams are Texas Christian and North Carolina in basketball.



# J.B. Holmes

**Height:** 5'11" (1.8 m)  
**Weight:** 190 (86 kg)  
**Age:** 37 (April 26, 1982)  
**Birthplace:** Campbellsville, Kentucky  
**Residence:** Orlando, Florida  
**Family:** Wife, Erica; Tucker Bradley

**Education:** University of Kentucky  
**Special Interests:** Fishing  
**Turned Professional:** 2005  
**City plays from:** Campbellsville, KY, United States

## Exempt Status

Tournament winner (thru 2020-21)

## Career Victories

### PGA TOUR Victories (5):

**2006 (1)** FBR Open. **2008 (1)** FBR Open. **2014 (1)** Wells Fargo Championship. **2015 (1)** Shell Houston Open. **2019 (1)** Genesis Open.

## Player Statistics

**Career Low Round:** 60 - 2010 The Greenbrier Classic (Round 3)

**Career High FedExCup Rank:** #1 : 2008 AT&T Pebble Beach National Pro-Am

**Career High Official World Golf Rank:** #12 : 2015 World Golf Championships-Cadillac Match Play

**Career Largest Paycheck:** \$1,332,000 : 2019 Genesis Open (Finished 1)

## 2018-19 Season Highlights

Notched his fifth PGA TOUR victory at the Genesis Open and qualified for the FedExCup Playoffs for the 12th time in 13 seasons, finishing No. 56 in the FedExCup standings, his best mark since making it to the TOUR Championship in the 2015-16 season. Ended the season with two top-10s and 15 made cuts in 25 starts.

## PGA TOUR

**Safeway Open** - Following back-to-back 2-under 70s at the Safeway Open, improved on the weekend with scores of 69-68 to finish alone in ninth place at 11-under 277. **Genesis Open** - Earned fifth PGA TOUR title at Genesis Open and first since his playoff victory at the 2015 Houston Open. The win came in his 301st TOUR start at the age of 36 years, 9 months, 22 days. Became the first player to record a hole-in-one (No. 6/R1) and go on to win since Dustin Johnson at the 2015 WGC-Mexico Championship. Opening-round 63 tied the lowest first-round score in tournament history and gave him the lead. Led the field in Strokes Gained: Putting (8.170) after entering the week ranked 202nd on TOUR in that category. **The Open Championship** - Held the first-round lead and a share of the second-round lead at The Open Championship before finishing T67 (final-round 87). Held the lead/co-lead after a round at a major once before (solo/R2/2008 PGA Championship).

## National Team Selections

**Arnold Palmer Cup** : 2005 **Presidents Cup** : 2015 **Ryder Cup** : 2008, 2016 **Walker Cup** : 2005

## Career Records

### PGA TOUR (Playoff Record: 2-2)

Season	Events	Rounds	1st	2nd	3rd	Top 10	Top 25	Cuts Made	Cuts Missed	WD	FedExCup Rank	Earnings
<b>Total:</b>	<b>318</b>	<b>1029</b>	<b>5</b>	<b>5</b>	<b>3</b>	<b>41</b>	<b>94</b>	<b>222</b>	<b>89</b>	<b>6</b>		<b>\$25,195,838</b>
2019	25	71	1			2	6	15	9	1	56	\$2,147,065
2018	24	75		1	1	3	4	14	10		82	\$1,595,942
2017	23	76				2	7	19	4		95	\$1,353,584
2016	22	74			1	6	10	17	5		30	\$2,969,608
2015	25	85	1	2		7	10	20	5		14	\$4,037,430
2014	24	86	1			2	9	19	5		42	\$2,365,204
2013	5	12						1	4			\$15,184
2012	25	86				2	8	20	5		48	\$1,179,505
2011	16	53				4	7	13	2	1	86	\$1,398,583
2010	26	100		1	1	3	12	24	2		34	\$2,386,248
2009	25	74		1		2	3	13	11	1	69	\$1,219,534
2008	26	85	1			3	9	19	7		36	\$2,166,131
2007	24	71				3	5	12	11		111	\$874,216
2006	26	77	1			2	4	16	7	3		\$1,487,604
2005	1	2							1			
2003	1 (A)	2										

(A) - Amateur

## Top Tournaments

PGA TOUR	THE PLAYERS Championship	Masters Tournament	PGA Championship	U.S. Open	The Open Championship	WGC-HSBC Champions	WGC-Mexico	WGC-Dell Technologies Match Play	WGC-FedEx St. Jude Inv
2019	CUT	T62	CUT	CUT	T67			T17	54
2018	CUT		CUT						
2017	T41	50	T28	12	T54	T35	T12	T51	T60
2016	CUT	T4	CUT	CUT	3		59	T28	T27
2015	T51	CUT	24	T27	CUT	T28	2	T9	T37
2014	CUT		T64	T17	CUT				T26
2012	CUT								
2011	T6		W/D		CUT			T5	
2010	T13		T24		T14				T44
2009	CUT		W/D	T27	69		T18		T36
2008	T10	T25	T29	CUT	CUT		T40	T33	T36
2007	T16								
2006	T38		T37	T48	CUT				T50
2003				CUT					

### FedExCup Playoffs

	THE NORTHERN TRUST	Dell Technologies Championship	BMW Championship	TOUR Championship
2019	T52		T65	
2018	CUT	T49		
2017	CUT			
2016	T41	T33	T4	27
2015	T58	T44	T4	T8
2014	CUT	T35	T12	
2012	T19	T39	T34	
2010	CUT	T11	T60	
2009	T31	68	68	
2008	T24	CUT	T33	
2007	T41	CUT		

## Personal

- Grew up playing baseball until he played his first junior golf tournament and won his first four golf tournaments.
- Was on Taylor County (Ky.) High School golf team as a third-grader, was No. 1 or No. 2 man by fifth grade and won Kentucky high school title as a sophomore. Known for his compact swing and long drives.
- Had his 2011 season cut short when he was diagnosed with structural defects in the cerebellum and underwent brain surgery to repair Chiari malformations September 1. In his second week back, finished T45 at the Waste Management Phoenix Open, site of his first two PGA TOUR wins (2006 and 2008).
- Was named recipient of the 2016 Ben Hogan Award by the Golf Writers Association of America, in recognition of staying active in golf despite a physical handicap. One of six members inducted into the University of Kentucky Sports Hall of Fame 2012 class.
- Was named recipient of the Ben Hogan Award by the Golf Writers Association of America, in recognition of staying active in golf despite a physical handicap.



# Max Homa

(HOME-uh)

**Height:** 6'1" (1.85 m)  
**Weight:** 180 (82 kg)  
**Age:** 28 (November 19, 1990)  
**Birthplace:** Burbank, California  
**Residence:** Valencia, California  
**Family:** Wife, Lacey

**Education:** University of California-Berkeley (2013, Consumer Behavior)  
**Special Interests:** Going to the gym, basketball  
**Turned Professional:** 2013  
**City plays from:** Valencia, CA, United States

## Exempt Status

Tournament winner (thru 2020-21)

## Career Victories

### PGA TOUR Victories (1):

**2019 (1)** Wells Fargo Championship.

### Korn Ferry Tour Victories (2):

**2014 (1)** BMW Charity Pro-Am Presented by SYNnex Corporation. **2016 (1)** Rust-Oleum Championship.

## 2018-19 Season Highlights

Earned first career PGA TOUR title at the Wells Fargo Championship and advanced to the FedExCup Playoffs for the first time in his career, concluding the season at No. 60 in the FedExCup standings following the BMW Championship. Recorded two top-10 finishes and made 16 cuts in 25 starts.

## PGA TOUR

**AT&T Pebble Beach Pro-Am** - Finished T10 at the AT&T Pebble Beach Pro-Am (nine strokes behind champion Phil Mickelson) for his first top-10 on TOUR since the 2015 Sony Open in Hawaii (T6). **Wells Fargo Championship** - Won first PGA TOUR title at the Wells Fargo Championship, defeating Joel Dahmen by three strokes. Victory came in his 69th start at the age of 28 years, 5 months, 16 days. Became the fifth player to make the Wells Fargo Championship his first win on TOUR. Led the field in Strokes Gained: Putting with an average of 2.472 per round, averaging more than two strokes in that category for the first time on TOUR. Shared the 54-hole lead with Dahmen and Jason Dufner, holding at least a share of the lead for the first time.

## National Team Selections

**Walker Cup** : 2013

## Career Records

### PGA TOUR (Playoff Record: 0-0)

Season	Events	Rounds	1st	2nd	3rd	Top 10	Top 25	Cuts Made	Cuts Missed	WD	FedExCup Rank	Earnings
<b>Total:</b>	<b>78</b>	<b>218</b>	<b>1</b>			<b>4</b>	<b>5</b>	<b>34</b>	<b>44</b>			
2019	25	80	1			2	3	16	9	60		\$2,063,606
2017	17	37						2	15	244		\$18,008
2015	27	74				1	1	12	15	163		\$380,339
2014	8	25				1	1	4	4			
2013	1 (A)	2							1			

(A) - Amateur

### Korn Ferry Tour (Playoff Record: 0-0)

Season	Events	Rounds	1st	2nd	3rd	Top 10	Top 25	Cuts Made	Cuts Missed	WD	Priority Rank	Earnings
<b>Total:</b>	<b>74</b>	<b>226</b>	<b>2</b>			<b>8</b>	<b>21</b>	<b>40</b>	<b>33</b>	<b>1</b>		<b>\$540,958</b>
2018	27	83				3	9	15	12		26	\$150,640
2017	3	8						1	2			\$1,363
2016	21	62	1			2	5	10	11		42	\$174,653
2015	4	9						1	2	1	120	\$2,727
2014	18	62	1			3	7	13	5		32	\$211,577
2013	1 (A)	2							1			

(A) - Amateur

## Top Tournaments

PGA TOUR	THE PLAYERS Championship	Masters Tournament	PGA Championship	U.S. Open	The Open Championship	WGC-HSBC Champions	WGC-Mexico	WGC-Dell Technologies Match Play	WGC-FedEx St. Jude Inv
2019			T64						T61
2013				CUT					

### FedExCup Playoffs

THE NORTHERN TRUST	Dell Technologies Championship	BMW Championship	TOUR Championship
2019 T38		T61	

## Personal

- Is a 2009 graduate of Valencia (Calif.) High School.
- Earliest golf memory is Tiger Woods winning the 1997 Masters.
- If not a professional golfer, he would be a broadcaster.
- Biggest thrill in golf is playing on the winning 2013 Walker Cup team.
- Favorite course played is The National GL of America, host of the 2013 Walker Cup. Favorite pro teams are the Los Angeles Dodgers and the Los Angeles Lakers. Favorite TV shows are "The Office" and "Friends." Favorite movies are the Harry Potter series. Favorite entertainers are Lana Del Ray and J. Cole. Likes pasta, Kobe Bryant and Michael Jordan. Favorite city is San Diego. Favorite quote is "Winners never quit, quitters never win."
- Lucky charm is his First Tee ball marker.



# Billy Horschel<sup>(HOR-shul)</sup>

**FedExCup Champion:** 2014  
**Height:** 6'0" (1.83 m)  
**Weight:** 175 (79 kg)  
**Age:** 32 (December 7, 1986)  
**Birthplace:** Grant, Florida  
**Residence:** Ponte Vedra Beach, Florida  
**Family:** Wife, Brittany; Skylar Lillian, Colbie Rae, Axel Brooks

**Education:** University of Florida (2009, Sports Management)  
**Special Interests:** Sports, riding his Peloton bike, hiking in Aspen with his wife, American history  
**Turned Professional:** 2009  
**City plays from:** Ponte Vedra Bch, FL, United States

## Exempt Status

Tournament winner (thru 2019-20)

## Career Victories

### PGA TOUR Victories (5):

**2013 (1)** Zurich Classic of New Orleans. **2014 (2)** BMW Championship, TOUR Championship by Coca-Cola. **2017 (1)** AT&T Byron Nelson. **2018 (1)** Zurich Classic of New Orleans.

## Player Statistics

**Career Low Round:** 63 - 2014 BMW Championship (Round 3)

**Career High FedExCup Rank:** #1 : 2014 TOUR Championship by Coca-Cola

**Career High Official World Golf Rank:** #12 : 2015 CIMB Classic

**Career Largest Paycheck:** \$1,440,000 : 2014 TOUR Championship by Coca-Cola (Finished 1)

## 2018-19 Season Highlights

Qualified for the FedExCup Playoffs for the seventh consecutive season and advanced to the BMW Championship for the seventh time, ending the season No. 43 in the FedExCup standings. Earned four top-10s and missed just two cuts in 26 starts.

## PGA TOUR

**Farmers Insurance Open** - Recorded first top-10 of the season in his sixth start with a solo-eighth at the Farmers Insurance Open. Was his second top-10 in nine starts in the event. **the Memorial Tournament presented by Nationwide** - Posted four under-par scores at the Memorial Tournament presented by Nationwide to finish in the top 10 (T9) for the first time in six appearances at Muirfield Village. **World Golf Championships-FedEx St. Jude Invitational** - Finished T9 at the World Golf Championships-FedEx St. Jude Invitational for his first career top-10 in a WGC.

## National Team Selections

**Arnold Palmer Cup** : 2007, 2008 **Walker Cup** : 2007

## Career Records

### PGA TOUR (Playoff Record: 1 - 1)

Season	Events	Rounds	1st	2nd	3rd	Top 10	Top 25	Cuts Made	Cuts Missed	WD	FedExCup Rank	Earnings
<b>Total:</b>	<b>231</b>	<b>763</b>	<b>5</b>	<b>5</b>	<b>5</b>	<b>37</b>	<b>79</b>	<b>164</b>	<b>65</b>	<b>2</b>		<b>\$22,016,421</b>
2019	26	92				4	14	24	2		43	\$2,187,249
2018	27	82	1	2	2	6	11	17	8	2	5	\$4,315,200
2017	28	86	1	1		4	6	16	12		42	\$2,697,960
2016	20	70				5	9	17	3		50	\$1,744,571
2015	28	96			1	2	9	22	6		66	\$1,735,751
2014	27	90	2	1		5	12	20	7		1	\$4,814,787
2013	26	96	1	1	1	8	10	22	4		16	\$3,501,703
2012	17	59			1	1	2	15	2		143	\$486,177
2011	25	75				2	6	11	14		170	\$533,024
2010	4	11							4			
2009	2	4							2			
2006	1 (A)	2							1			

(A) - Amateur

### Korn Ferry Tour (Playoff Record: 0 - 0)

Season	Events	Rounds	1st	2nd	3rd	Top 10	Top 25	Cuts Made	Cuts Missed	WD	Priority Rank	Earnings
<b>Total:</b>	<b>18</b>	<b>48</b>				<b>4</b>	<b>5</b>	<b>7</b>	<b>10</b>	<b>1</b>		
2012	7	20				2	3	4	2			\$61,175
2011	1	4				1	1	1		1		\$22,693
2010	5	12						1	4			\$2,831
2009	4	10				1	1	1	3			\$17,400
2007	1 (A)	2							1			

(A) - Amateur

## Top Tournaments

PGA TOUR	THE PLAYERS Championship	Masters Tournament	PGA Championship	U.S. Open	The Open Championship	WGC-HSBC Champions	WGC-Mexico	WGC-Dell Technologies Match Play	WGC-FedEx St. Jude Inv
2019	T26	T36	T23	T32	CUT	T11	T45	T24	T9
2018	T37	CUT	T35						
2017	CUT		T48	CUT	CUT				T74
2016	T28	T17	T79	T32	CUT		41	T38	
2015	T13	CUT	T25	T25	T30	T73	T46	T17	T33
2014	T26	T37	T58	T23	CUT	T34	T50	T17	
2013	CUT		CUT	T4	CUT				T44
2006				CUT					

### FedExCup Playoffs

THE NORTHERN TRUST	Dell Technologies Championship	BMW Championship	TOUR Championship
2019	T21	T37	
2018	T3	T3	2
2017	CUT	62	
2016	T13	T10	
2015	CUT	T32	
2014	CUT	1	1
2013	CUT	T18	T7

## Personal

- Loves real estate and watching the trends in the housing market. Would love to get into selling real estate or flipping houses one day.
- Favorite professional sports teams are the Boston Red Sox, New England Patriots and Jacksonville Jaguars.
- Superstitions include carrying four tees and a 1936 quarter in his right-front pocket.



# Beau Hossler

**Height:** 6'1" (1.85 m)  
**Weight:** 195 (88 kg)  
**Age:** 24 (March 16, 1995)  
**Birthplace:** Mission Viejo, California  
**Residence:** Dallas, Texas  
**Family:** Single

**Turned Professional:** 2016  
**City plays from:** Mission Viejo, CA, United States

## Exempt Status

Top 50 from 2019 Korn Ferry Tour (thru 2019-20)

## Career Victories

None.

## Player Statistics

**Career Low Round:** 64 - 2018 Fort Worth Invitational (Round 1)  
**Career High FedExCup Rank:** #26 : 2018 Quicken Loans National  
**Career High Official World Golf Rank:** #64 : 2018 Quicken Loans National  
**Career Largest Paycheck:** \$756,000 : 2018 Houston Open (Finished 2)

## 2018-19 Season Highlights

Collected three top-25s and 16 made cuts in 27 starts to finish No. 145 in the FedExCup standings, but earned one of the 25 PGA TOUR cards available through the Korn Ferry Tour Finals at No. 8 on the Finals points list. Entered the 2019-20 season 17th in the final priority ranking. Best result of the season was a T15 at the Genesis Open.

## Korn Ferry Tour

**Nationwide Children's Hospital Championship** - Fired four rounds in the 60s to earn a T2 finish in Columbus. The result secured his return to the PGA TOUR and a spot in The Finals 25.

## National Team Selections

**Eisenhower Trophy** : 2014 **Arnold Palmer Cup** : 2015 **Walker Cup** : 2015

## Career Records

PGA TOUR (Playoff Record: 0 - 1)												
Season	Events	Rounds	1st	2nd	3rd	Top 10	Top 25	Cuts Made	Cuts Missed	WD	FedExCup Rank	Earnings
<b>Total:</b>	<b>67</b>	<b>225</b>		<b>2</b>		<b>5</b>	<b>11</b>	<b>47</b>	<b>20</b>			
2019	27	83					3	16	11		145	\$645,795
2018	28	104		2		5	8	24	4		46	\$2,449,707
2017	8	25						4	4			
2015	1(A)	4						1				
2012	2(A)	7						2				
2011	1(A)	2							1			
(A) - Amateur												

Korn Ferry Tour (Playoff Record: 0 - 0)												
Season	Events	Rounds	1st	2nd	3rd	Top 10	Top 25	Cuts Made	Cuts Missed	WD	Priority Rank	Earnings
<b>Total:</b>	<b>16</b>	<b>58</b>		<b>3</b>		<b>3</b>	<b>7</b>	<b>13</b>	<b>3</b>			<b>\$250,058</b>
2019	2	8		1		1	2	2			17	\$82,613
2017	14	50		2		2	5	11	3		48	\$167,446
(A) - Amateur												

## Top Tournaments

PGA TOUR									
	THE PLAYERS Championship	Masters Tournament	PGA Championship	U.S. Open	The Open Championship	WGC-HSBC Champions	WGC-Mexico	WGC-Dell Technologies Match Play	WGC-FedEx St. Jude Inv
2019	CUT		T36						
2018	T46		CUT		T75				
2015				T58					
2012				T29					
2011				CUT					

FedExCup Playoffs			
	THE NORTHERN TRUST	Dell Technologies Championship	BMW Championship
2018	T60	T35	T33

## Personal

- Lives in Dallas, Texas and plays out of Trinity Forest, host of the AT&T Byron Nelson.
- Growing up, played other sports, including baseball, but focused on golf exclusively at the age of 11.
- Is a big L.A. Dodgers fan.



# Viktor Hovland

**Height:** 5'10" (1.78 m)  
**Weight:** (kg)  
**Age:** 21 (September 18, 1997)  
**Birthplace:** Oslo, Norway  
**Residence:**

**Education:** Oklahoma State University  
**Turned Professional:** 2019  
**City plays from:** Oslo, Norway

## Exempt Status

Top 50 from 2019 Korn Ferry Tour (thru 2019-20)

## Career Victories

None.

## 2018-19 Season Highlights

Earned PGA TOUR membership by finishing No. 6 in the Korn Ferry Tour Finals 25, entering the 2019-20 season No. 13 in the final priority ranking. Became the first player since Matt Kuchar in 1998 to be the low amateur at the Masters Tournament and the U.S. Open in the same season. Collected five top-25s in 10 starts on the PGA TOUR, highlighted by a solo-fourth at the Wyndham Championship.

## PGA TOUR

**U.S. Open** - With a T12, earned low amateur honors at the U.S. Open, becoming the first player to do so at the Masters and the U.S. Open in the same year since Matt Kuchar in 1998. 72-hole score of 280 was first 280-or-better by an amateur at the U.S. Open.

## Korn Ferry Tour

**Albertsons Boise Open presented by Kraft Nabisco** - After securing the third-round lead with a 64 on Saturday, carded a 3-under 68 during the final round to finish T2 at 18-under and earn his first PGA TOUR card for the 2019-20 season.

## National Team Selections

**Arnold Palmer Cup** : 2017, 2018 **Eisenhower Trophy** : 2016, 2018

## Career Records

### PGA TOUR (Playoff Record: 0 - 0)

Season	Events	Rounds	1st	2nd	3rd	Top 10	Top 25	Cuts Made	Cuts Missed	WD	FedExCup Rank	Earnings
<b>Total:</b>	<b>10</b>	<b>36</b>				<b>1</b>	<b>5</b>	<b>8</b>	<b>2</b>			
2019	5	20				1	4	5				
(A) - Amateur	5 (A)	16					1	3	2			

### Korn Ferry Tour (Playoff Record: 0 - 0)

Season	Events	Rounds	1st	2nd	3rd	Top 10	Top 25	Cuts Made	Cuts Missed	WD	Priority Rank	Earnings
<b>Total:</b>	<b>2</b>	<b>8</b>		<b>1</b>		<b>1</b>	<b>2</b>	<b>2</b>				<b>\$111,000</b>
2019	2	8		1		1	2	2			13	\$111,000
(A) - Amateur												

## Top Tournaments

PGA TOUR	THE PLAYERS Championship	Masters Tournament	PGA Championship	U.S. Open	The Open Championship	WGC-HSBC Champions	WGC-Mexico	WGC-Dell Technologies Match Play	WGC-FedEx St. Jude Inv
2019		T32		T12					

## Personal

- Born and raised in Oslo, Norway where he is known for making history as the first Norwegian player to win the U.S. Amateur (2018) and the first player from Norway to compete in the Masters (2019).
- Father, Harald, picked up golf while he was living and working in the United States (St. Louis) as an engineer. He brought golf clubs back to Norway and taught Viktor to play at age 11. Viktor spent most of the year practicing golf at an indoor driving range.
- Competed at Oklahoma State with teammates Kristoffer Ventura and Matthew Wolff.
- Learned English by watching movies, specifically historical dramas like "Lincoln" and "Amistad."
- Grew up interested in soccer and taekwondo.
- Loves metal music like Metallica, Tool and System of the Down.



# Charles Howell III

**Height:** 5'11" (1.8 m)  
**Weight:** 155 (70 kg)  
**Age:** 40 (June 20, 1979)  
**Birthplace:** Augusta, Georgia  
**Residence:** Orlando, Florida  
**Family:** Wife, Heather; Ansley Grace, Chase

**Education:** Oklahoma State University  
**Special Interests:** Fitness, nutrition, fishing  
**Turned Professional:** 2000  
**City plays from:** Windermere, FL, United States

## Exempt Status

Tournament winner (thru 2020-21)

## Career Victories

### PGA TOUR Victories (3):

**2002 (1)** Michelob Championship at Kingsmill. **2007 (1)** Nissan Open. **2019 (1)** The RSM Classic.

## Player Statistics

**Career Low Round:** 61 - 2004 Booz Allen Classic (Round 1)

**Career High FedExCup Rank:** #1 : 2019 The RSM Classic

**Career High Official World Golf Rank:** #15 : 2007 Shell Houston Open

**Career Largest Paycheck:** \$1,152,000 : 2019 The RSM Classic (Finished 1)

## 2018-19 Season Highlights

Earned third career PGA TOUR title at The RSM Classic and qualified for the FedExCup Playoffs for the 13th time, advancing to the TOUR Championship for the third time in the FedExCup era and ending the season No. 28 in the standings. Became one of nine players to qualify for the Playoffs in each of the first 13 seasons of the FedExCup era and reached the TOUR Championship for the first time since 2011. Won in wire-to-wire fashion at The RSM Classic, earning his first victory since 2007. Recorded five top-10s and made 21 cuts in 27 starts.

## PGA TOUR

**The RSM Classic** - Defeated Patrick Rodgers on the second playoff hole at The RSM Classic to earn his third career PGA TOUR win and first since the 2007 Genesis Open, a span of 11 years, 9 months and 333 starts. Following rounds of 64-64-68, good for the outright lead after each round, took a one-stroke advantage into the final round over Cameron Champ and Jason Gore at 16-under 196. Played his first two holes in the final round in 3-over par. Birdied three of his final four holes to force sudden death with Rodgers, his sixth playoff appearance (2-4). Third TOUR title came in his 529th start, marking the third-most starts by a player claiming his third PGA TOUR win. With the win, moved from No. 62 to No. 1 in the FedExCup standings, his first lead in the FedExCup since 2007. Marked his first time converting a 54-hole lead into victory in six attempts. Posted a 54-hole total of 196, his first time recording a score of 196 or better after 54 holes. In the first round on the Plantation Course, hit all fairways and all greens for the first time in his career. **CIMB Classic** - Opened the season with a T5 at the CIMB Classic. Represented third top-10 in five starts at the event. **Sony Open in Hawaii** - Finished T8 for his 10th top-10 in 18 starts at the Sony Open in Hawaii. Continued streak of made cuts at the event, dating to his debut in 2002. **Genesis Open** - Finished sixth at the Genesis Open, his first top-10 at the event since his win in 2007. Was one of two players to post four scores in the 60s (other: Marc Leishman).

## National Team Selections

**Arnold Palmer Cup** : 1998 **Presidents Cup** : 2003, 2007

## Career Records

### PGA TOUR (Playoff Record: 2 - 4)

Season	Events	Rounds	1st	2nd	3rd	Top 10	Top 25	Cuts Made	Cuts Missed	WD	FedExCup Rank	Earnings
<b>Total:</b>	<b>552</b>	<b>1892</b>	<b>3</b>	<b>16</b>	<b>9</b>	<b>93</b>	<b>214</b>	<b>428</b>	<b>121</b>	<b>3</b>		<b>\$38,680,494</b>
2019	27	91	1			5	12	21	5	1	28	\$3,039,049
2018	28	100				4	14	24	4		53	\$2,179,725
2017	23	82		2		5	10	20	3		40	\$2,606,383
2016	25	91				5	14	21	4		52	\$1,974,962
2015	30	105				3	7	23	7		79	\$1,257,361
2014	29	106			1	6	10	24	5		34	\$1,997,044
2013	26	85		1	1	5	9	19	6		35	\$1,877,389
2012	29	98		1		2	8	20	9		84	\$1,284,578
2011	30	108			2	7	15	25	5		19	\$2,509,223
2010	28	103				6	11	23	5		75	\$1,482,211
2009	29	99		2		3	8	21	8		49	\$1,804,460
2008	31	99			1	4	12	22	9		97	\$1,449,232
2007	26	86	1	2		5	8	19	7	1	13	\$2,832,091
2006	30	93		2		3	5	20	9	1		\$1,553,105
2005	29	90		1	1	6	13	21	8			\$2,074,329
2004	30	101		1		5	10	22	8			\$1,703,485
2003	31	115		2		6	16	29	2			\$2,568,955
2002	32	112	1	1	1	7	16	27	5			\$2,702,747
2001	24	85		1	1	5	14	20	4			
2000	13	39			1	1	2	7	6			
1997	1 (A)	2							1			
1996	1 (A)	2							1			

(A) - Amateur

### Korn Ferry Tour (Playoff Record: 0 - 0)

Season	Events	Rounds	1st	2nd	3rd	Top 10	Top 25	Cuts Made	Cuts Missed	WD	Priority Rank	Earnings
<b>Total:</b>	<b>1</b>	<b>4</b>	<b>1</b>	<b>1</b>		<b>1</b>	<b>1</b>	<b>1</b>				
2000	1 (A)	4		1		1	1	1				

(A) - Amateur

## Top Tournaments

PGA TOUR	THE PLAYERS Championship	Masters Tournament	PGA Championship	U.S. Open	The Open Championship	WGC-HSBC Champions	WGC-Mexico	WGC-Dell Technologies Match Play	WGC-FedEx St. Jude Inv
2019	T35	T32	T41	T52				T24	
2018	T17		T71	T25	CUT	T15	T14	T9	
2017			T73		CUT			T9	
2016	CUT								
2015	T56		T65						
2014	CUT		CUT						
2013	T66		CUT						
2012	CUT	T19	CUT				T12	T17	
2011	CUT		T26	CUT	T64		T17		
2010	CUT		T48		T28				
2009	CUT		CUT		CUT				T29
2008	CUT	CUT	T47	CUT	CUT		T51	T17	T27
2007	T9	T30	T42	T51	CUT		T16	T9	T39
2006	T53	CUT	CUT	T37				T33	
2005	CUT	CUT	T15	T75	CUT			T33	
2004	CUT	T13	T31	T36	T42		T59	T33	T9
2003	T32	T28	T10	T53	T65		T21	T33	T21
2002	T60	T29	T17	T18				T17	
2001			T22	CUT					

### FedExCup Playoffs

	THE NORTHERN TRUST	Dell Technologies Championship	BMW Championship	TOUR Championship
2019	CUT		T37	28
2018	CUT	T58	T24	
2017	T62	CUT	T67	
2016	CUT	T24	T47	
2015	T58	T56		
2014	T22	T35	T36	
2013	T33	T53	T39	
2012	T54	CUT		
2011	T18	T31	T42	T6
2010	CUT	T67		
2009	T70	T54	T30	
2008	CUT	T82		
2007	CUT	T30		28

## Personal

- Grew up near Augusta National GC, home of the Masters, and was a member of Augusta CC, which is adjacent to Amen Corner.
- Next-door neighbor, Graham Hill, first introduced him to golf at age 7. Won five tournaments before his 11th birthday.



# Mark Hubbard

**Height:** 6'0" (1.83 m)  
**Weight:** 175 (79 kg)  
**Age:** 30 (May 24, 1989)  
**Birthplace:** Denver, Colorado  
**Residence:** The Woodlands, Texas  
**Family:** Wife, Meghan

**Education:** San Jose State University (2011, Business Management)  
**Special Interests:** Video games, fine dining, friends, skiing.  
**Turned Professional:** 2012  
**City plays from:** Denver, CO, United States

## Exempt Status

Top 50 from 2019 Korn Ferry Tour (thru 2019-20)

## Career Victories

### Korn Ferry Tour Victories (1):

**2019 (1)** LECOM Suncoast Classic.

### Mackenzie Tour-PGA TOUR Canada Victories (1):

**2013 (1)** Wildfire Invitational.

### Other Victories (1):

**2013** Wildfire Invitational.

## 2018-19 Season Highlights

Won the LECOM Suncoast Classic on the Korn Ferry Tour and earned PGA TOUR membership by finishing No. 9 on the Korn Ferry Tour Regular Season points list. Entered the 2019-20 season 10th in the final priority ranking. Collected four top-10 results and made 16 cuts in 23 starts on the season.

## Korn Ferry Tour

**LECOM Suncoast Classic** - Converted a 54-hole lead into his first Korn Ferry Tour victory with a final-round 5-under 67 to finish at 26-under 262 at the LECOM Suncoast Classic. The win was his first in a PGA TOUR-sanctioned event since winning the 2013 Wildfire Invitational on the Mackenzie Tour – PGA TOUR Canada. **Knoxville Open** - Opened with rounds of 65-65 to hold the 36-hole lead before finishing T3 at 13-under 271 at the Knoxville Open. **Evans Scholars Invitational** - Rallyed with a final-round 7-under 65 to finish T6 at 14-under 274. The result mathematically secured his PGA TOUR card for the 2019-20 season. **Albertsons Boise Open presented by Kraft Nabisco** - Carded rounds of 65-66 on the weekend to rise to finish solo-fourth at 17-under at the Albertsons Boise Open presented by Kraft Nabisco.

## Career Records

PGA TOUR (Playoff Record: 0-0)												
Season	Events	Rounds	1st	2nd	3rd	Top 10	Top 25	Cuts Made	Cuts Missed	WD	FedExCup Rank	Earnings
<b>Total:</b>	<b>84</b>	<b>252</b>					<b>9</b>	<b>51</b>	<b>32</b>			<b>\$1,204,890</b>
2017	27	74					2	14	13			\$267,968
2016	30	97					5	21	9	115		\$642,942
2015	25	77					2	15	9			\$293,980
2014	1	4						1				
2013	1								1			

(A) - Amateur

Korn Ferry Tour (Playoff Record: 0-0)												
Season	Events	Rounds	1st	2nd	3rd	Top 10	Top 25	Cuts Made	Cuts Missed	WD	Priority Rank	Earnings
<b>Total:</b>	<b>83</b>	<b>278</b>	<b>1</b>	<b>1</b>	<b>1</b>	<b>13</b>	<b>28</b>	<b>57</b>	<b>26</b>			
2019	23	77	1		1	4	11	16	7		10	\$265,892
2018	26	82				2	7	15	11		91	\$83,397
2017	5	18						4	1		91	\$9,993
2015	5	16				1	1	3	2		36	\$43,381
2014	24	85		1		6	9	19	5		34	\$198,763

(A) - Amateur

## Top Tournaments

PGA TOUR									
THE PLAYERS Championship	Masters Tournament	PGA Championship	U.S. Open	The Open Championship	WGC-HSBC Champions	WGC-Mexico	WGC-Dell Technologies Match Play	WGC-FedEx St. Jude Inv	
2017 CUT									
FedExCup Playoffs									
THE NORTHERN TRUST	Dell Technologies Championship	BMW Championship	TOUR Championship						
2016 CUT									

## Personal

- Has four brothers and one sister.
- Attended Colorado Academy in Denver, Colo.
- Was all-state in high school in both golf and basketball.
- Earliest golf memory was hitting golf balls in family backyard in the mountains and then having an "Easter egg hunt" to find them.
- Picked golf over basketball ("Not tall enough to play in the NBA. ").
- If not a professional golfer, he would probably just move to Bora Bora, open a tiki bar and disappear off the grid.
- Biggest thrill outside golf is heli-skiing.
- Favorite course he's played is Cypress Point.
- Likes all Colorado sports teams, especially the Denver Broncos.
- Favorite TV show is "Shameless" and favorite movie is "Forgetting Sarah Marshall." Favorite entertainers are Lupe Fiasco and Dermot Kennedy. Favorite book is Ready Player One. Favorite places are Telluride and Bora Bora. Favorite food is sushi.
- Dream foursome would be E. Harvie Ward, Walter Hagen and Yohann Benson.
- Bucket list includes playing Augusta National, setting foot on every continent and skiing in Europe.
- Supports the Salvation Army and the First Tee of Colorado.
- First-tee intro song would be "The Instrumental" by Lupe Fiasco.
- Proposed to his girlfriend on No. 18 at Pebble Beach after the first round of the AT&T Pebble Beach Pro-Am in 2015.



# Mackenzie Hughes

**Height:** 6'1" (1.85 m)  
**Weight:** 180 (82 kg)  
**Age:** 28 (November 23, 1990)  
**Birthplace:** Hamilton, Ontario, Canada  
**Residence:** Charlotte, North Carolina  
**Family:** Wife, Jenna; Kenton Robert

**Education:** Kent State University (2012, Business Management)  
**Special Interests:** Being outdoors, playing other sports  
**Turned Professional:** 2013  
**City plays from:** Dundas, Ontario,, Canada

## Exempt Status

Top 125 in 2018-19 FedExCup standings (thru 2019-20)

## Career Victories

### PGA TOUR Victories (1):

**2017 (1)** The RSM Classic.

### Korn Ferry Tour Victories (1):

**2016 (1)** Price Cutter Charity Championship presented by Dr Pepper.

### Mackenzie Tour-PGA TOUR Canada Victories (1):

**2013 (1)** Cape Breton Celtic Classic.

## 2018-19 Season Highlights

Qualified for the FedExCup Playoffs for the second time, finishing the season No. 98 in the FedExCup standings. Recorded two top-10s and made 15 cuts in 25 starts.

## PGA TOUR

**Corales Puntacana Resort & Club Championship** - En route to a T2 at the Corales Puntacana Resort & Club Championship, closed with back-to-back 66s, recording a combined score of 132 or better in the final two rounds for the first time in his PGA TOUR career. Played the par 4s in 10-under, best in the field, and carded 25 birdies, tying his career-high entering the week (2018 RBC Canadian Open). **Charles Schwab Challenge** - Highlighted by a third-round 5-under 65, finished T8 at the Charles Schwab Challenge. Represented fifth career score of 65 or better and first since recording two at the 2018 John Deere Classic (65/R2, 65/R4).

## National Team Selections

**Eisenhower Trophy** : 2012

## Career Records

PGA TOUR (Playoff Record: 1 - 0)												
Season	Events	Rounds	1st	2nd	3rd	Top 10	Top 25	Cuts Made	Cuts Missed	WD	FedExCup Rank	Earnings
<b>Total:</b>	<b>88</b>	<b>264</b>	<b>1</b>	<b>1</b>		<b>5</b>	<b>18</b>	<b>48</b>	<b>40</b>			<b>\$3,896,111</b>
2019	25	76		1		2	6	15	10		98	\$1,022,081
2018	28	76				1	3	11	17		160	\$518,476
2017	31	104	1			2	9	22	9		36	\$2,355,553
2016	1	2							1			
2013	2	4							2			
2012	1 (A)	2							1			

(A) - Amateur

Korn Ferry Tour (Playoff Record: 0 - 0)												
Season	Events	Rounds	1st	2nd	3rd	Top 10	Top 25	Cuts Made	Cuts Missed	WD	Priority Rank	Earnings
<b>Total:</b>	<b>44</b>	<b>132</b>	<b>1</b>			<b>3</b>	<b>4</b>	<b>21</b>	<b>23</b>			
2016	23	75	1			3	4	14	9		28	\$209,439
2015	1	3							1			
2014	20	54						7	13			\$12,782

(A) - Amateur

## Top Tournaments

PGA TOUR									
	THE PLAYERS Championship	Masters Tournament	PGA Championship	U.S. Open	The Open Championship	WGC-HSBC Champions	WGC-Mexico	WGC-Dell Technologies Match Play	WGC-FedEx St. Jude Inv
2018	T57			CUT					
2017	T16	CUT	CUT				T32		T66
2013				CUT					

FedExCup Playoffs			
	THE NORTHERN TRUST	Dell Technologies Championship	BMW Championship
2019	T67		
2017	T62	T13	T44

## Personal

- Is the first player in TOUR history to win on the Mackenzie Tour & PGA TOUR Canada (PGA TOUR-era), Korn Ferry Tour and the PGA TOUR.
- Got his start in golf at the age of 7 when his parents brought him along to the driving range instead of hiring a babysitter.
- Dream as a child was to play in the NHL.
- Was a standard bearer in Mike Weir's group at the 2004 RBC Canadian Open, shortly after he won the Masters.
- Favorite pro teams are the Toronto Maple Leafs, Cleveland Cavaliers, Carolina Panthers, and the Toronto Blue Jays.
- Favorite college team is the Kent State Golden Flashes.
- Dream foursome would include "Messrs. Hogan, Nicklaus and Woods".
- Motto is "Success is never owned. It is rented, and the rent is due everyday."
- Dislikes anything with chocolate in it.



# John Huh (HUH)

**Height:** 6'0" (1.83 m)  
**Weight:** 190 (86 kg)  
**Age:** 29 (May 21, 1990)  
**Birthplace:** New York, New York  
**Residence:** Dallas, Texas  
**Family:** Single

**Education:** California State University-Northridge  
**Turned Professional:** 2008  
**City plays from:** Dallas, TX, United States

## Exempt Status

Major Medical Extension

## Career Victories

### PGA TOUR Victories (1):

2012 (1) Mayakoba Golf Classic.

### International Victories (1):

2010 Shinhan Donghae Open[Kor].

## 2018-19 Season Highlights

Made the cut in four of 13 starts, earning one top-25 and finishing the season No. 220 in the FedExCup standings. Entered the 2019-20 season on a Major Medical Extension with 15 starts available to earn 332 points to equal No. 125 on the 2018-19 FedExCup points list (Pat Perez/376).

## Player Statistics

**Career Low Round:** 62 - 2017 Shriners Hospitals for Children Open (Round 1)

**Career High FedExCup Rank:** #8 : 2012 Mayakoba Golf Classic

**Career High Official World Golf Rank:** #62 : 2013 Hyundai Tournament of Champions

**Career Largest Paycheck:** \$666,000 : 2012 Mayakoba Golf Classic (Finished 1)

## Career Records

PGA TOUR (Playoff Record: 1 - 0)												
Season	Events	Rounds	1st	2nd	3rd	Top 10	Top 25	Cuts Made	Cuts Missed	WD	FedExCup Rank	Earnings
<b>Total:</b>	<b>213</b>	<b>669</b>	<b>1</b>	<b>1</b>	<b>4</b>	<b>15</b>	<b>45</b>	<b>132</b>	<b>78</b>	<b>3</b>		
2019	13	35				1	4	9	11		220	\$97,255
2018	29	90			1	2	5	18	11		112	\$974,538
2017	28	88				2	3	18	10		121	\$767,575
2016	28	85				3	7	16	11	1	95	\$1,007,219
2015	31	101					4	21	9	1	110	\$678,556
2014	28	83			2	2	5	16	12		96	\$974,043
2013	28	88			1	2	8	17	11		42	\$1,529,482
2012	28	99	1	1		4	12	22	5	1	29	\$2,692,113

(A) - Amateur

Korn Ferry Tour (Playoff Record: 0 - 0)												
Season	Events	Rounds	1st	2nd	3rd	Top 10	Top 25	Cuts Made	Cuts Missed	WD	Priority Rank	Earnings
<b>Total:</b>	<b>4</b>	<b>12</b>						<b>2</b>	<b>2</b>			<b>\$8,525</b>
2019	4	12						2	2		81	\$8,525

(A) - Amateur

## Top Tournaments

PGA TOUR									
	THE PLAYERS Championship	Masters Tournament	PGA Championship	U.S. Open	The Open Championship	WGC-HSBC Champions	WGC-Mexico	WGC-Dell Technologies Match Play	WGC-FedEx St. Jude Inv
2019	CUT								
2018	CUT								
2017	CUT								
2016	CUT								
2015	CUT								
2014	T72	CUT	CUT						
2013	T68	T11	CUT	T17	CUT		T28		
2012	T23		T68		CUT				

FedExCup Playoffs			
	THE NORTHERN TRUST	Dell Technologies Championship	BMW Championship
2018	CUT		
2017	CUT		
2016	T31	T65	
2015	CUT		
2014	T38	T69	
2013	T15	T22	49
2012	T36	T51	T16

## Personal

- Because of a then-recently changed NCAA policy, was unable to procure a scholarship to Cal State-Northridge, at which time he opted to leave college and turn professional. Sixteen core courses were required, but he had just 15. "I took my summer school and tried to do everything I could do," he said. "I ended up one course short, so I couldn't get any scholarships."
- Uses special coins to mark his ball.
- Favorite sports teams include the Los Angeles Dodgers and the Los Angeles Lakers.
- Carries trail mix in his golf bag for a snack.
- Bucket list includes skydiving.
- Favorite quote is "The pain of sacrifice is nothing compared to the pain of regret."



# Billy Hurley III

**Height:** 5'10" (1.78 m)  
**Weight:** 170 (77 kg)  
**Age:** 37 (June 9, 1982)  
**Birthplace:** Leesburg, Virginia  
**Residence:** Annapolis, Maryland  
**Family:** Wife, Heather; Will, Jacob, Madison

**Education:** United States Naval Academy (2004, Quantitative Economics)  
**Special Interests:** Hiking with his family, reading, Bible study  
**Turned Professional:** 2006  
**City plays from:** Annapolis, MD, United States

## Exempt Status

Past champion/veteran member beyond 150 in 2018-19 FedExCup (thru 2019-20)

## Career Victories

### PGA TOUR Victories (1):

2016 (1) Quicken Loans National.

## National Team Selections

Arnold Palmer Cup : 2004 Walker Cup : 2005

## Career Records

PGA TOUR (Playoff Record: 0 - 0)												
Season	Events	Rounds	1st	2nd	3rd	Top 10	Top 25	Cuts Made	Cuts Missed	WD	FedExCup Rank	Earnings
<b>Total:</b>	<b>177</b>	<b>508</b>	<b>1</b>			<b>11</b>	<b>23</b>	<b>87</b>	<b>90</b>			
2019	13	34				1	3	8	5	189		\$239,396
2018	27	64					1	8	19	201		\$145,725
2017	25	80				1	4	15	10	135		\$719,579
2016	20	66	1			2	3	13	7	55		\$1,770,400
2015	28	79				1	5	14	14	136		\$591,450
2014	26	86				4	5	17	9	97		\$1,145,299
2012	27	68				2	2	8	19	150		\$474,130
2011	3	9						1	2			
2010	1	4						1				
2007	1	2							1			
2006	6	16						2	4			

(A) - Amateur

Korn Ferry Tour (Playoff Record: 0 - 1)												
Season	Events	Rounds	1st	2nd	3rd	Top 10	Top 25	Cuts Made	Cuts Missed	WD	Priority Rank	Earnings
<b>Total:</b>	<b>59</b>	<b>193</b>		<b>2</b>		<b>8</b>	<b>19</b>	<b>37</b>	<b>22</b>			<b>\$386,626</b>
2019	3	12					2	3			57	\$21,374
2016	4	10						1	3			\$1,790
2015	4	14				1	1	3	1	52		\$31,812
2013	24	78		1		3	7	15	9	26		\$146,979
2012	1	4						1				\$2,501
2011	20	67		1		4	9	13	7			\$180,191
2007	1	4						1				\$1,980
2006	2	4							2			

(A) - Amateur

## Top Tournaments

PGA TOUR									
	THE PLAYERS Championship	Masters Tournament	PGA Championship	U.S. Open	The Open Championship	WGC-HSBC Champions	WGC-Mexico	WGC-Dell Technologies Match Play	WGC-FedEx St. Jude Inv
2019				T72					
2017	T41	CUT							
2016			T22	CUT					T36
2015	CUT			CUT					
2014				T48	T64				

### FedExCup Playoffs

	THE NORTHERN TRUST	Dell Technologies Championship	BMW Championship	TOUR Championship
2016	T64	18	T42	
2014	CUT	T57		

## Personal

- A graduate from the United States Naval Academy in 2004, he served as a Naval officer from 2004-09. Was a lieutenant aboard a U.S. Navy destroyer from 2007-09, serving in the Persian Gulf to protect Iraqi oil platforms. Also spent time on the Red Sea and the South China Sea. Served on the USS Chung-Hoon, a 10,000-ton guided-missile destroyer. Also worked on a cruiser in Jacksonville, Florida, and a destroyer in Pearl Harbor in Hawaii during his five-year obligation.
- Not many people know that he won two ship-driving awards during his Naval career and also navigated the Suez Canal.
- Superstitions include marking his ball with a 1960s dime.
- Has one brother, who played golf at George Mason University, and two sisters.
- Charity work includes Ark Children's House (an orphanage in Ecuador), Birdies For the Brave, Love 146 and Young Life.



# Sungjae Im

**Height:** 6'0" (1.83 m)  
**Weight:** 200 (90 kg)  
**Age:** 21 (March 30, 1998)  
**Birthplace:** Cheongju, South Korea  
**Residence:** Jeju, South Korea  
**Family:** Single

**Education:** Korea National Sport University  
**Turned Professional:** 2015  
**City plays from:** Jeju-Si, Jeju-do, South Korea

## Exempt Status

Top 125 in 2018-19 FedExCup standings (thru 2019-20)

## Career Victories

### Korn Ferry Tour Victories (2):

**2018 (2)** The Bahamas Great Exuma Classic at Sandals Emerald Bay, WinCo Foods Portland Open presented by Kraft-Heinz.

## Player Statistics

**Career Low Round:** 62 - 2019 Wyndham Championship (Round 1)

**Career High FedExCup Rank:** #4 : 2019 Safeway Open

**Career High Official World Golf Rank:** #54 : 2019 BMW Championship

**Career Largest Paycheck:** \$473,200 : 2019 Arnold Palmer Invitational presented by Mastercard (Finished 3)

## 2018-19 Season Highlights

Voted PGA TOUR Rookie of the Year, becoming the second player to win the Korn Ferry Tour Player of the Year and PGA TOUR Rookie of the Year in consecutive seasons. Was the only rookie to advance to the TOUR Championship and finished the season tied for 19th in the FedExCup standings. Became the 13th rookie to qualify for the TOUR Championship in the FedExCup era. Led the TOUR in Birdies (480), Eagles (18) and Total Hole Outs (25). Became the first rookie in the FedExCup era to play 35 or more events. Earned seven top-10s and made 26 cuts in 35 starts.

## PGA TOUR

**Safeway Open** - In first start as a PGA TOUR member, opened with a bogey-free 6-under 66 en route to a T4. Closed with birdies on two of his final three holes and finished one shot out of the playoff won by Kevin Tway. **THE CJ CUP @ NINE BRIDGES** - Announced as the 2018 Korn Ferry Tour Player of the Year and Rookie of the Year Thursday of tournament week in his hometown of Jeju Island at THE CJ CUP @ NINE BRIDGES. Went on to a T41 finish in the event. **Waste Management Phoenix Open** - In his first start at TPC Scottsdale, posted four rounds in the 60s to finish T7 with defending champion Gary Woodland and Chris Stroud at 11-under 273. Tied Xander Schauffele for best Scrambling percentage in the field (86.36%). **Arnold Palmer Invitational presented by Mastercard** - With a T3 in his Arnold Palmer Invitational presented by Mastercard debut, earned his best result in his 16th start on TOUR. As one of the top-three finishers inside the top 10 not otherwise eligible for The Open Championship, earned a spot in the field at Royal Portrush. **Valspar Championship** - Finished T4 at the Valspar Championship with a score of 6-under 278. Co-led the field in Greens in Regulation (49) and birdies (19). **Corales Puntacana Resort & Club Championship** - As the highest-ranked player in the field in the FedExCup and Official World Golf Ranking, closed with a 1-under 71 to finish 14-under and T7 at Corales Puntacana Resort & Club Championship. Notched his fifth top-10 finish in his first 17 starts as a PGA TOUR member. Held the 36-hole lead at 10-under. **RBC Canadian Open** - Finished seventh at 11-under at the RBC Canadian Open. Entered the week having never recorded multiple eagles in the same round before accomplishing the feat twice (2/R2, 2/R4). Became the first player with multiple eagles in multiple rounds in the same tournament since Jason Dufner at the 2015 Memorial Tournament presented by Nationwide. **BMW Championship** - Closed the BMW Championship with rounds of 66-67 to finish T11 at Medinah Country Club. Moved to No. 24 in the FedExCup standings, securing his spot as lone rookie at the TOUR Championship.

## Career Records

### PGA TOUR (Playoff Record: 0-0)

Season	Events	Rounds	1st	2nd	3rd	Top 10	Top 25	Cuts Made	Cuts Missed	WD	FedExCup Rank	Earnings
<b>Total:</b>	<b>37</b>	<b>124</b>			<b>1</b>	<b>7</b>	<b>16</b>	<b>27</b>	<b>10</b>			
2019	35	118			1	7	16	26	9		19	\$2,851,134
2018	2	6						1	1			

(A) - Amateur

### Korn Ferry Tour (Playoff Record: 0-0)

Season	Events	Rounds	1st	2nd	3rd	Top 10	Top 25	Cuts Made	Cuts Missed	WD	Priority Rank	Earnings
<b>Total:</b>	<b>25</b>	<b>89</b>	<b>2</b>	<b>3</b>		<b>8</b>	<b>14</b>	<b>20</b>	<b>5</b>			<b>\$553,800</b>
2018	25	89	2	3		8	14	20	5		1	\$553,800

(A) - Amateur

## Top Tournaments

PGA TOUR	THE PLAYERS Championship	Masters Tournament	PGA Championship	U.S. Open	The Open Championship	WGC-HSBC Champions	WGC-Mexico	WGC-Dell Technologies Match Play	WGC-FedEx St. Jude Inv
2019	CUT		CUT		CUT				
2018			T42	CUT					

### FedExCup Playoffs

	THE NORTHERN TRUST	Dell Technologies Championship	BMW Championship	TOUR Championship
2019	T38		T11	T19

## Personal

- Grew up playing The Club at Nine Bridges which later became the host of THE CJ CUP @ NINE BRIDGES.
- Played junior golf tournaments with Si Woo Kim in South Korea growing up.
- First came to the United States in 2017 to compete in the second stage of Korn Ferry Q-School
- Favorite foods include pizza, hamburgers and pasta.
- Never uses #4 golf ball because the number is a symbol of bad luck and sounds similar to the word "death" in South Korea.



# Freddie Jacobson<sup>(YOCK-ub-son)</sup>

**Height:** 6'1" (1.85 m)  
**Weight:** 178 (81 kg)  
**Age:** 44 (September 26, 1974)  
**Birthplace:** Gothenburg, Sweden  
**Residence:** Hobe Sound, Florida  
**Family:** Wife, Erika; Alice Sophia J., Emmie Charlise, Max Fredrik

**Special Interests:** Boating, skiing, sports  
**Turned Professional:** 1994  
**City plays from:** Gothenburg, Sweden

## Exempt Status

Past champion/veteran member beyond 150 in 2018-19 FedExCup (thru 2019-20)

## Career Victories

### PGA TOUR Victories (1):

**2011 (1)** Travelers Championship.

### International Victories (3):

**2002** Omega Hong Kong Open [Eur]. **2003** Algarve Portugal Open [Eur]. **2003** Volvo Masters [Eur].

## National Team Selections

**World Cup :** 2003, 2004 **Seve Trophy :** 2003

## Career Records

PGA TOUR (Playoff Record: 0-0)													
Season	Events	Rounds	1st	2nd	3rd	Top 10	Top 25	Cuts Made	Cuts Missed	WD	FedExCup Rank	Earnings	
<b>Total:</b>	<b>326</b>	<b>1069</b>	<b>1</b>	<b>4</b>	<b>3</b>	<b>43</b>	<b>102</b>	<b>221</b>	<b>103</b>	<b>2</b>		<b>\$18,191,698</b>	
2019	19	51						7	12		208	\$144,500	
2017	9	20					1	3	6		220	\$61,129	
2016	26	86				3	6	18	8		90	\$1,354,196	
2015	14	48				1	10	10	4		167	\$416,259	
2014	27	91		1	1	4	10	19	7	1	66	\$1,901,789	
2013	19	60			1	3	8	13	6		72	\$1,236,722	
2012	17	60				1	6	15	2		105	\$953,494	
2011	25	92	1			3	11	21	4		29	\$2,488,325	
2010	24	83		1		3	9	18	6		58	\$1,666,252	
2009	25	83				3	7	16	9		57	\$1,189,995	
2008	24	78		1		3	9	16	8		50	\$1,597,423	
2007	20	70		1		5	9	15	5		81	\$1,469,541	
2006	18	56				2	5	10	8			\$788,764	
2005	23	71				3	7	14	9			\$868,525	
2004	24	80				5	9	18	5	1		\$1,259,048	
2003	8	30			1	4	4	7	1				
2002	1	2							1				
2001	1	2							1				
2000	1	2							1				
1998	1	4						1				\$8,965	

(A) - Amateur

Korn Ferry Tour (Playoff Record: 0-0)													
Season	Events	Rounds	1st	2nd	3rd	Top 10	Top 25	Cuts Made	Cuts Missed	WD	Priority Rank	Earnings	
<b>Total:</b>	<b>3</b>	<b>6</b>							<b>3</b>				
2019	3	6							3				

(A) - Amateur

## Top Tournaments

PGA TOUR	THE PLAYERS Championship	Masters Tournament	PGA Championship	U.S. Open	The Open Championship	WGC-HSBC Champions	WGC-Mexico	WGC-Dell Technologies Match Play	WGC-FedEx St. Jude Inv
2017	CUT								
2016	T49		T73						
2015	T42								
2014	64		T69		CUT				
2013	T48	T25	CUT	CUT	T44		T16	T9	
2012	CUT	T19	T36	T15	T54		68	T33	T50
2011	T64		CUT	T14	T16	2			T11
2010	T10								
2009	T49				T70				
2008	T32		T24	CUT	T19				T56
2007	CUT								
2006	T22								
2005	CUT		T34		T52			T33	
2004	CUT	CUT	T17	CUT	CUT	T59	T28	T9	T32
2003			CUT	T5	T6				84
2002					CUT				
2001					CUT				
2000					CUT				
1998					76				

FedExCup Playoffs			
THE NORTHERN TRUST	Dell Technologies Championship	BMW Championship	TOUR Championship
2016	CUT	CUT	
2014	CUT	79	
2013	T37	CUT	T53
2012	T67		
2011	T32	T42	T16
2010	CUT	T37	
2009	T6	T69	T30
2008	CUT	T67	T10
2007	T54	T9	

## Personal

- By age 10, after playing "pretty much every sport," he turned his interests to golf. Created with his friends a four-hole golf course in the farmlands near where he lived. Set up a short-game course around his house and became the weekend paperboy in his neighborhood so he could save money to purchase new golf clubs.
- In 2012, launched Freddie Jacobson & Co., a portfolio of startup companies focused on bringing new, innovative products and services to the market. Companies include Florida Living Realty and GolfBeer Brewing Co., crafting beers with fellow TOUR players Graeme McDowell and Keegan Bradley.
- Lives full time in the U.S. but considers himself "pretty fortunate" to return to Sweden every summer.
- Took time off in 2015 as son, Max, battled a heart defect. Returned to competition in the fall of 2015 after Max underwent a successful open-heart operation.



# Dustin Johnson

**Height:** 6'4" (1.93 m)  
**Weight:** 190 (86 kg)  
**Age:** 35 (June 22, 1984)  
**Birthplace:** Columbia, South Carolina  
**Residence:** Jupiter, Florida  
**Family:** Paulina; Tatum, River Jones

**Education:** Coastal Carolina University  
**Turned Professional:** 2007  
**City plays from:** Jupiter, FL, United States

## Exempt Status

Winner, PGA Championship or U.S. Open (thru 2023-24)

## Career Victories

### PGA TOUR Victories (20):

**2008 (1)** Turning Stone Resort Championship. **2009 (1)** AT&T Pebble Beach National Pro-Am. **2010 (2)** AT&T Pebble Beach National Pro-Am, BMW Championship. **2011 (1)** The Barclays. **2012 (1)** FedEx St. Jude Classic. **2013 (1)** Hyundai Tournament of Champions. **2014 (1)** World Golf Championships-HSBC Champions. **2015 (1)** World Golf Championships-Cadillac Championship. **2016 (3)** U.S. Open, World Golf Championships-Bridgestone Invitational, BMW Championship. **2017 (4)** Genesis Open, World Golf Championships-Mexico Championship, World Golf Championships-Dell Technologies Match Play, THE NORTHERN TRUST. **2018 (3)** Sentry Tournament of Champions, FedEx St. Jude Classic, RBC Canadian Open. **2019 (1)** World Golf Championships-Mexico Championship.

### International Victories (1):

**2019** Saudi International powered by SBIA [Eur].

### Other Victories (1):

**2010** Shark Shootout [with Ian Poulter].

## 2018-19 Season Highlights

Earned his 20th career PGA TOUR title at the World Golf Championships-Mexico Championship, winning on TOUR for the 12th consecutive season to begin his career, and qualified for the TOUR Championship for the 11th straight season, finishing tied for 29th in the FedExCup standings. Became the fourth player to win in each of his first 12 seasons on the PGA TOUR, joining Tiger Woods, Arnold Palmer and Jack Nicklaus. Was the only player to advance to the TOUR Championship in each year from 2010 through 2019. Finished runner-up in two major championships and collected seven top-10s, missing just one cut in 19 starts.

## PGA TOUR

**Sentry Tournament of Champions** - In title defense at the Sentry Tournament of Champions, tied Marc Leishman and Rory McIlroy for fourth place. Collected seventh consecutive top-10 at the event. **Genesis Open** - With a T9 result at 7-under, recorded his eighth top-10 finish at the Genesis Open and his fifth in a six-start stretch. **World Golf Championships-Mexico Championship** - Earned 20th career PGA TOUR victory at the World Golf Championships-Mexico Championship, shooting a final-round 66 to win by five strokes over Rory McIlroy. Became the 38th player in history to reach the 20-win mark and the first to do so among players born since 1980. Earned sixth WGC title and third at the WGC-Mexico Championship, becoming the second player (joining Tiger Woods) to win one WGC event at least three times. Extended streak of winning at least one PGA TOUR event to 12 seasons, dating to his rookie season in 2008. Led the field in Greens in Regulation percentage (80.56) and Strokes Gained: Putting (2.116 per round). SG: Putting mark was his best in that category since the 2016 Houston Open (2.190). **THE PLAYERS Championship** - Finished T5 for first top-10 at TPC Sawgrass in his 11th start at THE PLAYERS Championship. Became first player since 1997 (Steve Elkington) to post four rounds in the 60s. Led the field in Strokes Gained: Approach The Green (9.613). **Valspar Championship** - Playing in the final group in the final round with eventual champion Paul Casey, shot a 74 to finish T6 at the Valspar Championship. Closing 74 snapped a career-long streak of 14 consecutive scores in the 60s and was his first round without a birdie since the 2017 World Golf Championships-HSBC Champions (R4). Made first start at the event since 2010. **Masters Tournament** - Recorded fourth consecutive top-10 at the Masters Tournament, closing with birdies on four of his last six holes to tie Brooks Koepka and Xander Schauffele for second. Represented best result in a major championship since winning the 2016 U.S. Open. For the first time in nine starts at the event, posted four under-par scores. **RBC Heritage** - Entered the final round of the RBC Heritage with a one-stroke lead but closed with a 6-over 77 to finish T28, eight strokes behind champion C.T. Pan. 77 was his highest score since the third round of the 2018 U.S. Open. Led the field in Driving Distance (311.0 yards) as he sought to become the second South Carolinian to win the event (Wesley Bryan/2017). **PGA Championship** - Finished second at the PGA Championship, recording his fourth career runner-up in a major. Became the eighth player all-time with a runner-up in each of the four majors. With rounds of 69-67-69-69, was the only player in the field to record all four scores in the 60s. Had never previously carded four 60s at a major. **THE NORTHERN TRUST** - Held the 36-hole lead at THE NORTHERN TRUST before finishing T24. Was the 18th 36-hole lead/co-lead of his career and just the second time he failed to finish inside the top 10.

## National Team Selections

**Presidents Cup** : 2011, 2015, 2017 **Ryder Cup** : 2010, 2012, 2016, 2018 **Walker Cup** : 2007 **Arnold Palmer Cup** : 2007

## Career Records

PGA TOUR (Playoff Record: 1 - 1)												
Season	Events	Rounds	1st	2nd	3rd	Top 10	Top 25	Cuts Made	Cuts Missed	WD	FedExCup Rank	Earnings
<b>Total:</b>	<b>260</b>	<b>893</b>	<b>20</b>	<b>13</b>	<b>9</b>	<b>96</b>	<b>140</b>	<b>214</b>	<b>38</b>	<b>8</b>		<b>\$61,755,908</b>
2019	19	70	1	2	7	10	18	1	1	29		\$5,534,619
2018	20	74	3	2	3	12	17	1	1	4		\$8,457,352
2017	20	70	4	1	1	8	14	17	3	4		\$8,732,193
2016	22	82	3	1	2	15	19	21	1	2		\$9,365,185
2015	21	72	1	2	7	11	13	18	2	1	7	\$5,509,467
2014	17	57	1	2	7	10	14	2	1	30		\$4,249,180
2013	22	70	1	1	6	8	16	4	2	13		\$2,963,214
2012	19	67	1		1	9	11	17	1	8		\$3,393,820
2011	21	71	1	2	1	6	9	17	4	4		\$4,309,961
2010	23	82	2		1	7	12	20	3	5		\$4,473,122
2009	25	84	1			5	11	20	4	1	14	\$2,977,901
2008	30	92	1			3	6	17	11	2	134	\$1,789,895
2007	1	2							1			

(A) - Amateur

Korn Ferry Tour (Playoff Record: 0 - 0)												
Season	Events	Rounds	1st	2nd	3rd	Top 10	Top 25	Cuts Made	Cuts Missed	WD	Priority Rank	Earnings
<b>Total:</b>	<b>1</b>	<b>4</b>						<b>1</b>				
2007	1 (A)	4						1				

(A) - Amateur

## Top Tournaments

PGA TOUR									
	THE PLAYERS Championship	Masters Tournament	PGA Championship	U.S. Open	The Open Championship	WGC-HSBC Champions	WGC-Mexico	WGC-Dell Technologies Match Play	WGC-FedEx St. Jude Inv
2019	T5	T2	2	T35	T51	T30	1	T40	T20
2018	T17	T10	T27	3	CUT	T2	T7	T59	T3
2017	T12		T13	CUT	T54	T35	1	1	T17
2016	T28	T4	CUT	1	T9	T5	T14	T5	1
2015	T69	T6	T7	1	T49		1	T17	T53
2014	T59	CUT		T4	T12	1	T4	T33	
2013	W/D	T13	T8	55	T32		T12	T33	T33
2012			T48	CUT	T9	T39	T35	T9	T19
2011	T57	T38	CUT	T23	T2		2	T33	T48
2010	T34	T38	T5	T8	T14		T56	T33	15
2009	T79	T30	T10	T40	CUT		T35	T33	T22
2008	CUT			T48					

FedExCup Playoffs			
THE NORTHERN TRUST	Dell Technologies Championship	BMW Championship	TOUR Championship
2019	T24	T57	T29
2018	T11	T24	3
2017	1(P)	T33	T17
2016	T18	1	T6
2015	T9	T7	T5
2013	CUT	T27	5
2012	T3	T4	T10
2011	1	T42	T23
2010	T9	T57	T22
2009	T15	T4	27
2008	CUT		

## Personal

- Grandfather Art Whisnant played basketball at South Carolina and was a three-time all-Atlantic Coast Conference selection in the early 1960s.
- Younger brother and caddie Austin played guard for the Charleston Southern University basketball team.
- Launched the Dustin Johnson Foundation in 2010 for the purpose of supporting various youth initiatives with the primary focus of promoting and supporting youth and college golf programs.
- Formed the Dustin Johnson Golf School, located at TPC of Myrtle Beach, with former Coastal Carolina University coach Allen Terrell, who recruited Johnson in college and remains his coach.



# Zach Johnson

**Height:** 5'11" (1.8 m)  
**Weight:** 164 (74 kg)  
**Age:** 43 (February 24, 1976)  
**Birthplace:** Cedar Rapids, Iowa  
**Residence:** St. Simons Island, Georgia  
**Family:** Wife, Kim; Will, Wyatt, Abby Jane

**Education:** Drake University (1998, Business Management/Marketing)  
**Special Interests:** Movies, all sports, downhill skiing, spending time with wife and three kids, Drake University and University of Iowa athletics  
**Turned Professional:** 1998  
**City plays from:** Cedar Rapids, IA, United States

## Exempt Status

Winner, The Open Championship (thru 2019-20)

## Career Victories

### PGA TOUR Victories (12):

**2004 (1)** BellSouth Classic. **2007 (2)** Masters Tournament, AT&T Classic. **2008 (1)** Valero Texas Open. **2009 (2)** Sony Open in Hawaii, Valero Texas Open. **2010 (1)** Crowne Plaza Invitational at Colonial. **2012 (2)** Crowne Plaza Invitational at Colonial, John Deere Classic. **2013 (1)** BMW Championship. **2014 (1)** Hyundai Tournament of Champions. **2015 (1)** The Open Championship.

### Korn Ferry Tour Victories (2):

**2003 (2)** Rheem Classic, Envirocare Utah Classic.

### Other Victories (2):

**2011** CVS Caremark Charity Classic [with Matt Kuchar]. **2006** Wendy's 3-Tour Challenge [with Stewart Cink and Scott Verplank].

## 2018-19 Season Highlights

### PGA TOUR

**The RSM Classic** - Finished T7 at The RSM Classic. Opened with even-par 70 at Seaside Course, despite hitting just seven greens in regulation. Hit 44/54 greens in regulation over final three rounds of 66-65-66 for the top-10 result. Holed total distance of 315-feet, 4-inch putts, second only to runner-up Patrick Rodgers (418' 10") who was defeated by Charles Howell III in a playoff.

## National Team Selections

**Presidents Cup** : 2007, 2009, 2013, 2015 **Ryder Cup** : 2006, 2010, 2012, 2014, 2016 **World Cup** : 2005

## Career Records

PGA TOUR (Playoff Record: 4 - 1)												
Season	Events	Rounds	1st	2nd	3rd	Top 10	Top 25	Cuts Made	Cuts Missed	WD	FedExCup Rank	Earnings
<b>Total:</b>	<b>404</b>	<b>1394</b>	<b>12</b>	<b>10</b>	<b>10</b>	<b>79</b>	<b>177</b>	<b>330</b>	<b>72</b>	<b>2</b>		<b>\$45,119,172</b>
2019	19	64				1	3	13	6		154	\$603,160
2018	25	87				2	14	23	2		58	\$1,957,635
2017	23	77		1		4	8	17	6		48	\$2,362,968
2016	24	86				5	9	21	3		57	\$1,718,703
2015	25	87	1		1	10	16	20	5		6	\$4,801,487
2014	26	96	1	1	1	5	12	24	2		18	\$3,353,417
2013	24	83	1	1	1	8	11	20	4		5	\$4,044,509
2012	25	94	2	2		6	11	24	1		12	\$4,504,244
2011	23	78			1	4	11	19	4		40	\$1,880,406
2010	25	91	1	1	1	3	13	23	2		17	\$2,916,993
2009	26	92	2	1	1	9	16	22	4		6	\$4,714,813
2008	25	84	1			3	7	19	6		131	\$1,615,123
2007	23	75	2	1		5	10	18	3	2	7	\$3,922,338
2006	27	88		2	1	4	9	21	6			\$2,452,250
2005	30	95		1	1	5	11	21	9			\$1,796,441
2004	30	107	1		2	5	15	24	6			\$2,417,685
2003	1	2							1			
2002	2	6					1	1	1			
2001	1	2							1			

(A) - Amateur

Korn Ferry Tour (Playoff Record: 1 - 1)												
Season	Events	Rounds	1st	2nd	3rd	Top 10	Top 25	Cuts Made	Cuts Missed	WD	Priority Rank	Earnings
<b>Total:</b>	<b>33</b>	<b>114</b>	<b>2</b>	<b>4</b>	<b>3</b>	<b>11</b>	<b>17</b>	<b>24</b>	<b>9</b>			
2003	20	78	2	4	3	11	16	19	1			\$494,882
2000	11	30					1	4	7			\$10,280
1999	2	6						1	1			\$945

(A) - Amateur

## Top Tournaments

PGA TOUR									
	THE PLAYERS Championship	Masters Tournament	PGA Championship	U.S. Open	The Open Championship	WGC-HSBC Champions	WGC-Mexico	WGC-Dell Technologies Match Play	WGC-FedEx St. Jude Inv
2019	CUT	T58	T54	T58	CUT				T17
2018	T75	T36	T19	T12	T17			T36	T17
2017	T48	CUT	T48	T27	T14		T58	T9	2
2016	T54	CUT	T33	T8	T12		T47	T9	T10
2015	T13	CUT	T9	T72	T19		T49	T17	T33
2014	T26	CUT	T69	T40	T47		T16	T33	T23
2013	T19	T35	T8	CUT	T6		T47	T33	T4
2012	T2	T32	T0	T41	T9		T17	T33	T40
2011	T12	CUT	T59	T30	T16		T24	T33	T6
2010	T22	T3	T77	T76			T37	T17	T33
2009	T32	CUT	T10	CUT	T47		T53	T17	T15
2008	CUT	T20	CUT	CUT	T51		T9	T33	T16
2007	T16	1	CUT	T45	T20		T9	T33	T11
2006	T58	T32	CUT	CUT	CUT		T45	3	T36
2005	T8	CUT	T17	CUT	CUT		T43	T33	T9
2004			T37	T48	CUT		10		T22

FedExCup Playoffs			
	THE NORTHERN TRUST	Dell Technologies Championship	BMW Championship
2018	T40	CUT	T33
2017	CUT	T56	T20
2016	T48	T57	T42
2015	T4	T22	T13
2014	T22	T16	T43
2013		T27	1
2012	T38	T47	T12
2011	CUT	T16	T31
2010	T21	T30	T15
2009	T28	T19	5
2008	CUT		T16
2007	T25	T30	T38

2007 T25 T30 T38 T2

## Personal

- Began playing golf at age 10.
- Lists his father and mother among his heroes. Father is a chiropractor.
- Huge Drake University and University of Iowa sports fan.
- The gallery at BellSouth Classic at first TOUR victory included a group of about 10 men from Iowa who gave him financial support early in his career, buying a stake in Zach for \$500 a share. Some were seeing him play as a pro for the first time. "It started out as a business, but it ended up as a business family," Johnson said of his relationship with them. "It's unbelievable having them here. They would buy a couple stock shares in me and just allow me to go out and not have to worry about the necessities of traveling week to week."
- In July of 2010, announced formation of the Zach Johnson Foundation that benefits children in need in the Greater Cedar Rapids area. The Foundation's premier event is the Zach Johnson Foundation Classic, a tournament that features PGA TOUR players as well as some of the game's future superstars. Inaugural event took place at Elmcreek CC in Cedar Rapids on Aug. 1, 2011. The tournament supports Kids on Course, a pilot program at Van Buren Elementary and Harrison Elementary Schools.
- In June 2016, was inducted into the Iowa Golf Hall of Fame.



# Matt Jones

**Height:** 6'0" (1.83 m)  
**Weight:** 170 (77 kg)  
**Age:** 39 (April 19, 1980)  
**Birthplace:** Sydney, New South Wales, Australia  
**Residence:** Scottsdale, Arizona  
**Family:** Wife, Melissa; Saber Victoria, Savannah, Simone Rose

**Education:** Arizona State University (2001)  
**Special Interests:** Yoga, boating, barbecuing  
**Turned Professional:** 2001  
**City plays from:** Sydney, Australia

## Exempt Status

Top 125 in 2018-19 FedExCup standings (thru 2019-20)

## Career Victories

### PGA TOUR Victories (1):

2014 (1) Shell Houston Open.

### International Victories (1):

## 2018-19 Season Highlights

Qualified for the FedExCup Playoffs for the sixth time and first since 2014-15, finishing the season No. 91 in the FedExCup standings. Snapped a streak of three seasons without a top-10, recording two while making 17 cuts in 27 starts.

## PGA TOUR

**AT&T Byron Nelson** - Finished T5 at the AT&T Byron Nelson, marking his 88th start since posting his last top-10 finish on TOUR at the 2015 Dell Technologies Championship. Earned his best finish in eight starts at the event. **Barbasol Championship** - With a final-round 9-under 63, tied Austin Cook for fourth at the Barbasol Championship. Had missed three consecutive cuts entering the event. Represented best finish on TOUR since the 2015 Dell Technologies Championship (T4).

## Career Records

PGA TOUR (Playoff Record: 1 - 0)												
Season	Events	Rounds	1st	2nd	3rd	Top 10	Top 25	Cuts Made	Cuts Missed	WD	FedExCup Rank	Earnings
<b>Total:</b>	<b>291</b>	<b>900</b>	<b>1</b>	<b>1</b>	<b>2</b>	<b>23</b>	<b>64</b>	<b>174</b>	<b>115</b>	<b>1</b>		
2019	27	84				2	6	17	10		91	\$1,024,852
2018	23	62					5	11	12		151	\$538,681
2017	20	56					5	12	8		152	\$510,622
2016	27	80					3	15	12		126	\$712,723
2015	25	86			2	4	7	20	5		33	\$1,995,553
2014	25	83	1			1	5	17	8		67	\$1,928,154
2013	24	83		1		5	9	18	6		32	\$1,724,707
2012	19	53				1	2	8	10		184	\$300,254
2011	25	71				1	5	10	15		127	\$602,392
2010	27	89				5	8	17	10		63	\$1,215,743
2009	17	56				2	4	12	4	1	126	\$593,313
2008	31	95				2	5	17	14		127	\$775,899
2005	1	2							1			

(A) - Amateur

Korn Ferry Tour (Playoff Record: 0 - 2)												
Season	Events	Rounds	1st	2nd	3rd	Top 10	Top 25	Cuts Made	Cuts Missed	WD	Priority Rank	Earnings
<b>Total:</b>	<b>106</b>	<b>341</b>		<b>5</b>	<b>1</b>	<b>18</b>	<b>34</b>	<b>65</b>	<b>40</b>	<b>1</b>		<b>\$746,222</b>
2018	2	8		1		2	2	2			16	\$112,000
2017	4	12				1	2	2	2		35	\$47,740
2016	3	7						1	1	1	110	\$2,700
2012	2	4							2			
2009	1	4			1	1	1	1				\$26,400
2007	25	86		4		6	9	18	7			\$302,227
2006	24	82				5	9	17	7			\$123,066
2005	14	44				1	3	8	6			\$44,976
2004	23	70				2	7	12	11			\$87,114
2002	8	24					1	4	4			\$11,844

(A) - Amateur

## Top Tournaments

PGA TOUR	THE PLAYERS Championship	Masters Tournament	PGA Championship	U.S. Open	The Open Championship	WGC-HSBC Champions	WGC-Mexico	WGC-Dell Technologies Match Play	WGC-FedEx St. Jude Inv
2019				CUT					
2018				CUT					
2016	CUT		T79		T39	T40		T51	T16
2015	CUT		T21		T30	T53		T34	
2014	T17	CUT	T46	CUT	T54				T31
2013	CUT		T40						
2011	T19								
2010			CUT						
2009				W/D					
2008	CUT								

FedExCup Playoffs			
	THE NORTHERN TRUST	Dell Technologies Championship	BMW Championship
2019	T30		
2015	T53	T4	T32
2014	CUT	78	T53
2013	T33	CUT	T8
2010	T60	T33	T37
2008	CUT		

## Personal

- Born and raised in Oyster Bay, a small suburb outside of Sydney, Australia.
- At age 6, met fellow Australian Greg Norman who was the No. 1 ranked player in the world at the time, sparking his determination to becoming a professional golfer.
- Learned to play golf with his father and uncle, spending most days on the course with his older brother, Brett, who is now a club professional in New Jersey. Coincidentally, Brett competed in the 2015 PGA Championship where Matt was the 36-hole leader.
- First professional golf lesson was at 15 with Gary Barter, who continues to be his swing coach and mentor.
- Moved to the United States in 1998 to attend Arizona State University where he was a first-team All-American.
- In 2010, married Melissa Weber, who represented Idaho in Miss USA 2009.



# Sung Kang

**Height:** 5'8" (1.73 m)  
**Weight:** 165 (75 kg)  
**Age:** 32 (June 4, 1987)  
**Birthplace:** Jeju, South Korea  
**Residence:** Seoul, South Korea; Irving, Texas  
**Family:** Wife, Soyoung; Eugene Gunn

**Education:** Yonsei University (2009)  
**Special Interests:** Watching movies  
**Turned Professional:** 2007  
**City plays from:** Frisco, TX, United States

## Exempt Status

Tournament winner (thru 2020-21)

## Career Victories

### PGA TOUR Victories (1):

**2019 (1)** AT&T Byron Nelson.

### International Victories (2):

**2013** CJ Invitational Hosted by K.J. Choi [OneAsia]. **2013** Kolon Korea Open [OneAsia].

## 2018-19 Season Highlights

Won the AT&T Byron Nelson for his first career PGA TOUR victory and qualified for the FedExCup Playoffs for the fourth consecutive season, advancing to the BMW Championship for the second time and finishing the season No. 45 in the FedExCup standings. Represented the first top-50 result in the FedExCup of his career. Earned four top-10s and made 17 cuts in 27 starts.

## PGA TOUR

**Sony Open in Hawaii** - Closed the Sony Open in Hawaii with a birdie-birdie-eagle stretch for a 6-under 64, finishing T10 and eight strokes behind champion Matt Kuchar. Represented 10th career top-10. Had missed the cut in four prior starts at the event. **Arnold Palmer Invitational presented by Mastercard** - As one of the top three finishers inside the top 10 not otherwise eligible for The Open Championship, earned a spot in the field at Royal Portrush with his T6 at the Arnold Palmer Invitational presented by Mastercard. Made birdie-or-better on 12 of the 16 par 5s, tied with Roger Sloan for best in the field. **AT&T Byron Nelson** - Won first PGA TOUR title at the AT&T Byron Nelson, defeating Matt Every and Scott Piercy by two strokes. Victory came in his 159th start at the age of 31 years, 11 months, 8 days. Second-round 61 tied Marc Leishman's opening score from 2018 for low 18-hole score in the first two years at Trinity Forest Golf Club. Score of 126 through two rounds was the 35th opening 36-hole score of 126 or better in PGA TOUR history. Became the 10th Korean-born player to win on TOUR and the second at the AT&T Byron Nelson (Sangmoon Bae/2013). **PGA Championship** - Recorded first career top-10 in a major with a seventh-place result at the PGA Championship. Led the field in Scrambling (74.07%).

## Career Records

PGA TOUR (Playoff Record: 0-0)												
Season	Events	Rounds	1st	2nd	3rd	Top 10	Top 25	Cuts Made	Cuts Missed	WD	FedExCup Rank	Earnings
<b>Total:</b>	<b>168</b>	<b>494</b>	<b>1</b>	<b>1</b>	<b>3</b>	<b>13</b>	<b>31</b>	<b>87</b>	<b>79</b>	<b>2</b>		<b>\$7,839,666</b>
2019	27	84	1			4	7	17	10		45	\$2,801,650
2018	29	85			2	2	3	16	12	1	111	\$1,243,309
2017	32	102		1		3	8	20	12		59	\$1,943,309
2016	29	87				2	7	16	13		96	\$979,576
2012	30	73						7	22	1	182	\$169,439
2011	21	63			1	2	6	11	10		160	\$702,382
(A) - Amateur												

Korn Ferry Tour (Playoff Record: 0-2)												
Season	Events	Rounds	1st	2nd	3rd	Top 10	Top 25	Cuts Made	Cuts Missed	WD	Priority Rank	Earnings
<b>Total:</b>	<b>68</b>	<b>208</b>		<b>3</b>	<b>1</b>	<b>7</b>	<b>14</b>	<b>35</b>	<b>33</b>			
2015	21	66		1	1	4	5	12	9		43	\$178,443
2014	16	47		1		1	4	7	9		126	\$72,622
2013	21	65				1	3	11	10			\$56,075
2012	4	10						1	3			\$2,248
2011	6	20		1		1	2	4	2			\$76,981
(A) - Amateur												

## Top Tournaments

PGA TOUR									
	THE PLAYERS Championship	Masters Tournament	PGA Championship	U.S. Open	The Open Championship	WGC-HSBC Champions	WGC-Mexico	WGC-Dell Technologies Match Play	WGC-FedEx St. Jude Inv
2019	T47		7		CUT				60
2018	CUT				T67				
2017	T30		T44		T44				
2016									
2012	T61			T18					
2011				T39					

FedExCup Playoffs			
	THE NORTHERN TRUST	Dell Technologies Championship	BMW Championship
2019	CUT		T63
2018	75		
2017	CUT	T35	T53
2016	T18	CUT	

## Personal

- Favorite professional team is the Los Angeles Lakers.
- Favorite food is kalbee.
- Attended Namju High School in Jeju, Korea.
- Dream foursome would include Ben Hogan, Jack Nicklaus and Arnold Palmer.
- Has played on the Korean PGA, Asian PGA, One Asia and Japan Golf Tours.



# Martin Kaymer<sup>(KY-mer)</sup>

**Height:** 6'0" (1.83 m)  
**Weight:** 165 (75 kg)  
**Age:** 34 (December 28, 1984)  
**Birthplace:** Dusseldorf, Germany  
**Residence:** Mettmann, Germany  
**Family:** Single

**Special Interests:** Soccer, basketball, go-karting  
**Turned Professional:** 2005  
**City plays from:** Mettmann, Germany

## Exempt Status

126-150 in 2018-19 FedExCup standings (thru 2019-20)

## Career Victories

### PGA TOUR Victories (3):

**2010** (1) PGA Championship. **2014** (2) THE PLAYERS Championship, U.S. Open.

### International Victories (12):

**2006** Open des Volcans [EurChall]. **2006** Vodafone Challenge [EurChall]. **2008** Abu Dhabi Championship [Eur]. **2008** BMW International Open [Eur]. **2009** Open de France [Eur]. **2009** The Barclays Scottish Open [Eur]. **2010** Abu Dhabi Championship [Eur]. **2010** KLM Open [Eur]. **2010** Alfred Dunhill Links Championship [Eur]. **2011** Abu Dhabi Championship [Eur]. **2011** World Golf Championships-HSBC Champions [Eur]. **2012** Nedbank Golf Challenge [SAF].

### Other Victories (1):

**2014** PGA Grand Slam of Golf.

## 2018-19 Season Highlights

Recorded one top-10 and made 10 cuts in 14 starts, finishing the season at No. 150 in the FedExCup standings, his best final position since 2014-15 (139th).

## PGA TOUR

**the Memorial Tournament presented by Nationwide** - Leading by two entering the final round, posted an even-par 72 to finish solo-third at the Memorial Tournament presented by Nationwide, his best result on TOUR since winning the 2014 U.S. Open. Had not played the event since 2009 (T53).

## National Team Selections

**Ryder Cup** : 2010, 2012, 2014, 2016 **World Cup** : 2007, 2008, 2009, 2011, 2018 **Olympic Games** : 2016

## Career Records

PGA TOUR (Playoff Record: 1 - 0)													
Season	Events	Rounds	1st	2nd	3rd	Top 10	Top 25	Cuts Made	Cuts Missed	WD	FedExCup Rank	Earnings	
<b>Total:</b>	<b>141</b>	<b>451</b>	<b>3</b>	<b>1</b>	<b>2</b>	<b>18</b>	<b>42</b>	<b>107</b>	<b>33</b>	<b>1</b>		<b>\$11,304,931</b>	
2019	14	44			1	1	1	10	4		150	\$877,761	
2018	11	31						5	5	1	213	\$115,379	
2017	10	36				1	5	10					
2016	10	34				1	2	9	1				
2015	13	40					4	9	4		139	\$886,378	
2014	19	64	2			4	8	15	4		16	\$4,532,537	
2013	17	58				3	4	14	3		84	\$882,937	
2012	8	24				1	4	6	2				
2011	10	32		1		1	5	8	2				
2010	10	30	1		1	4	6	7	3				
2009	11	36				1	3	9	2				
2008	8	22						5	3				

(A) - Amateur

## Top Tournaments

PGA TOUR									
THE PLAYERS Championship	Masters Tournament	PGA Championship	U.S. Open	The Open Championship	WGC-HSBC Champions	WGC-Mexico	WGC-Dell Technologies Match Play	WGC-FedEx St. Jude Inv	
2019 T1	T51	CUT	T35						
2018 CUT	48	T42	CUT	CUT					
2017 T69	T16		T35	T37					
2016 T39	T49	T7	T37	T36	T40	T23	T17		DNS
2015 T56	CUT	T12	CUT	T12	T6	T31	T34		T45
2014 1	T31	CUT	1	70	T8	T58	T33		T56
2013 T43	T35	T33	T59	T32		T49	T9		T9
2012 T15	T44	CUT	T15	CUT	9	T20	T9		T29
2011 T19	CUT	CUT	T39	T12	1	T24	2		T29
2010 T34	CUT	1(P)	T8	T7	T30	T3	T17		T22
2009 T55	CUT	T6	CUT	T34	T6	T35	T17		T60
2008	CUT	CUT	T53	80		T57	T33		T68

FedExCup Playoffs			
THE NORTHERN TRUST	Dell Technologies Championship	BMW Championship	TOUR Championship
2014 CUT	T7	T16	T23
2013 T50	T47		

## Player Statistics

**Career Low Round: 62** - 2014 World Golf Championships-HSBC Champions (Round 3)

**Career High FedExCup Rank: #5** : 2014 U.S. Open

**Career High Official World Golf Rank: #1** : 2011 Valero Texas Open

**Career Largest Paycheck: \$1,800,000** : 2014 THE PLAYERS Championship (Finished 1)

## Personal

- Early sports included gymnastics and football.
- First experience on the golf course was age 10 with his father and brother.
- Cites Ernie Els as his golf hero.



# Michael Kim

**Height:** 5'11" (1.8 m)  
**Weight:** 165 (75 kg)  
**Age:** 26 (July 14, 1993)  
**Birthplace:** Seoul, South Korea  
**Residence:** Houston, Texas  
**Family:** Single

**Education:** University of California-Berkeley  
**Special Interests:** Sports, sleeping, listening to music  
**Turned Professional:** 2013  
**City plays from:** Dallas, TX, United States

## Exempt Status

Tournament winner (thru 2019-20)

## Career Victories

### PGA TOUR Victories (1):

2018 (1) John Deere Classic.

## Player Statistics

**Career Low Round:** 63 - 2018 John Deere Classic (Round 1)

**Career High FedExCup Rank:** #3 : 2017 Safeway Open

**Career High Official World Golf Rank:** #199 : 2018 Barbasol Championship

**Career Largest Paycheck:** \$1,044,000 : 2018 John Deere Classic (Finished 1)

## National Team Selections

**Walker Cup :** 2013 **Palmer Cup :** 2013

## Career Records

PGA TOUR (Playoff Record: 0-0)												
Season	Events	Rounds	1st	2nd	3rd	Top 10	Top 25	Cuts Made	Cuts Missed	WD	FedExCup Rank	Earnings
<b>Total:</b>	<b>114</b>	<b>327</b>	<b>1</b>		<b>1</b>	<b>2</b>	<b>15</b>	<b>57</b>	<b>57</b>			<b>\$3,167,415</b>
2019	26	59						4	22		227	\$104,936
2018	27	70	1			1	4	10	17		81	\$1,379,736
2017	28	90			1	1	6	19	9		100	\$1,018,204
2016	29	96					4	22	7		118	\$664,539
2014	2	4							2			
2013	2 (A)	8					1	2				

(A) - Amateur

Korn Ferry Tour (Playoff Record: 0-0)												
Season	Events	Rounds	1st	2nd	3rd	Top 10	Top 25	Cuts Made	Cuts Missed	WD	Priority Rank	Earnings
<b>Total:</b>	<b>41</b>	<b>139</b>	<b>1</b>	<b>2</b>	<b>2</b>	<b>7</b>	<b>14</b>	<b>30</b>	<b>10</b>	<b>1</b>		
2015	24	84			2	5	8	19	4	1	35	\$199,203
2014	17	55		1		2	6	11	6		61	\$119,434

(A) - Amateur

## Top Tournaments

PGA TOUR												
	THE PLAYERS Championship	Masters Tournament	PGA Championship	U.S. Open	The Open Championship	WGC-HSBC Champions	WGC-Mexico	WGC-Dell Technologies Match Play	WGC-FedEx St. Jude Inv			
2019	CUT	CUT	CUT									
2018	CUT		CUT		T35							
2017	T60		CUT									
2013				T17								

FedExCup Playoffs			
	THE NORTHERN TRUST	Dell Technologies Championship	BMW Championship
2018	CUT	CUT	
2017	CUT	CUT	
2016	CUT		

## Personal

- Attended Torrey Pines High School in San Diego.
- If not a golfer, would like to be an ESPN golf analyst.
- Favorite athletes are Kobe Bryant, Michael Jordan and Aaron Rodgers.



# Si Woo Kim

**Height:** 5'11" (1.8 m)  
**Weight:** 182 (83 kg)  
**Age:** 24 (June 28, 1995)  
**Birthplace:** Seoul, South Korea  
**Residence:** Dallas, Texas  
**Family:** Single

**Education:** Yonsei University  
**Special Interests:** Listening to music  
**Turned Professional:** 2012  
**City plays from:** Seoul, South Korea

## Exempt Status

Winner, THE PLAYERS Championship (thru 2021-22)

## Career Victories

### PGA TOUR Victories (2):

**2016 (1)** Wyndham Championship. **2017 (1)** THE PLAYERS Championship.

### Korn Ferry Tour Victories (1):

**2015 (1)** Stonebrae Classic.

## 2018-19 Season Highlights

Qualified for the FedExCup Playoffs and advanced to the BMW Championship for the fourth consecutive season, finishing the season No. 46 in the FedExCup standings. Earned five top-10s, highlighted by a solo-third at the Genesis Open, and made 16 cuts in 28 starts.

## PGA TOUR

**CIMB Classic** - Posted a 7-under 65 in the final round for a T10 at the CIMB Classic. **AT&T Pebble Beach Pro-Am** - At 13-under 274, finished T4 at the AT&T Pebble Beach Pro-Am. Led the field in Strokes Gained: Putting (2.212 per round). Played the 16 par-5s in 13-under. **Genesis Open** - Recorded the eighth top-five of his PGA TOUR career with a third-place result at the Genesis Open. At 12-under 272, finished two shots back of champion J.B. Holmes. Final-round 5-under 66 was the low final-round score at The Riviera Country Club. **Valero Texas Open** - Held the solo-lead after each of the first three rounds of the Valero Texas Open before shooting even-par on Sunday to finish T4. Became the second player of the season to hold the 18-, 36- and 54-hole leads and not go on to win (Phil Mickelson/Desert Classic, Kim/Valero Texas Open). Aced the par-3 16th in the second round, his second hole-in-one on the PGA TOUR (first came at the 2016 Travelers Championship). **Wyndham Championship** - At 17-under 263, the 2016 champion finished fifth and five strokes behind J.T. Poston in his attempt to become the 11th multiple winner of the Wyndham Championship.

## National Team Selections

**Presidents Cup** : 2017 **World Cup** : 2018

## Career Records

### PGA TOUR (Playoff Record: 0 - 2)

Season	Events	Rounds	1st	2nd	3rd	Top 10	Top 25	Cuts Made	Cuts Missed	WD	FedExCup Rank	Earnings
<b>Total:</b>	<b>131</b>	<b>384</b>	<b>2</b>	<b>2</b>	<b>2</b>	<b>17</b>	<b>34</b>	<b>76</b>	<b>49</b>	<b>7</b>		<b>\$10,235,468</b>
2019	28	82			1	5	8	16	12		46	\$2,191,808
2018	31	104		1		5	6	23	8		55	\$2,276,114
2017	30	75	1			2	4	14	11	6	54	\$2,681,177
2016	34	109	1	1		5	16	23	11		17	\$3,086,369
2013	8	14							7	1		

(A) - Amateur

### Korn Ferry Tour (Playoff Record: 1 - 0)

Season	Events	Rounds	1st	2nd	3rd	Top 10	Top 25	Cuts Made	Cuts Missed	WD	Priority Rank	Earnings
<b>Total:</b>	<b>51</b>	<b>155</b>	<b>1</b>	<b>1</b>	<b>1</b>	<b>4</b>	<b>10</b>	<b>26</b>	<b>25</b>			
2015	25	86	1	1		3	8	18	7		23	\$256,487
2014	19	47			1	1	1	4	15			\$45,883
2013	7	22					1	4	3			\$21,489

(A) - Amateur

## Top Tournaments

PGA TOUR	THE PLAYERS Championship	Masters Tournament	PGA Championship	U.S. Open	The Open Championship	WGC-HSBC Champions	WGC-Mexico	WGC-Dell Technologies Match Play	WGC-FedEx St. Jude Inv
2019	T56	T21	CUT	CUT	CUT			T61	
2018	T63	T24	CUT	CUT	T67	T69		T9	T10
2017	1	CUT	W/D	T13	CUT	T63	T72	T30	T50
2016	T23		CUT						

### FedExCup Playoffs

	THE NORTHERN TRUST	Dell Technologies Championship	BMW Championship	TOUR Championship
2019	84		T28	
2018	T76	T35	T41	
2017	T43	T40	T58	
2016	CUT	T15	T20	T10

## Personal

- Attended Sinsung High School in Seoul.
- His father is the only teacher he has ever had.
- If not a professional golfer, would be a soccer player.
- Enjoys horseback riding.
- Favorite athlete is Cristiano Ronaldo or, as Koreans call him, "Honaudo" to mimic the Portuguese pronunciation.
- Dream foursome would be Tiger Woods, K.J. Choi and Adam Scott.



# Whee Kim

**Height:** 6'0" (1.83 m)  
**Weight:** 172 (78 kg)  
**Age:** 27 (February 22, 1992)  
**Birthplace:** Seoul, South Korea  
**Residence:** Dallas, Texas  
**Family:** Single

**Education:** Yonsei University  
**Special Interests:** Music, movies, fitness  
**Turned Professional:** 2010  
**City plays from:** Dallas, TX, United States

## Exempt Status

Minor Medical Extension

## Career Victories

### International Victories (2):

**2012** Shinhan Donghae Open [Kor]. **2018** Descente Korea Munsingwear Matchplay [Kor].

## Player Statistics

**Career Low Round: 62** - 2018 A Military Tribute at The Greenbrier (Round 1)

**Career High FedExCup Rank: #8** : 2018 Shriners Hospitals for Children Open

**Career High Official World Golf Rank: #98** : 2018 RBC Canadian Open

**Career Largest Paycheck:** \$598,400 : 2018 Shriners Hospitals for Children Open (Finished 2)

## 2018-19 Season Highlights

Made the cut in nine of 27 starts, earning one top-10 and finishing the season No. 190 in the FedExCup standings. Entered the 2019-20 season on a Minor Medical Extension with one start available to earn 257 points to equal No. 125 on the 2018-19 FedExCup points list (Pat Perez/376).

## PGA TOUR

**Mayakoba Golf Classic** - Sat four strokes back of Matt Kuchar in second place headed into the final round at the Mayakoba Golf Classic before posting an even-par 71 to finish T10. 54-hole score of 197 was second sub-200 score through three rounds of career (first: 199/2018 RBC Canadian Open).

## National Team Selections

**Asian Games:** 2010

## Career Records

PGA TOUR (Playoff Record: 0-1)												
Season	Events	Rounds	1st	2nd	3rd	Top 10	Top 25	Cuts Made	Cuts Missed	WD	FedExCup Rank	Earnings
<b>Total:</b>	<b>134</b>	<b>377</b>		<b>3</b>	<b>2</b>	<b>10</b>	<b>18</b>	<b>63</b>	<b>68</b>	<b>3</b>		
2019	27	69				1	1	9	17	1	190	\$292,773
2018	30	89		2		3	5	16	14		72	\$1,920,340
2017	27	72		1		2	5	11	14	2	89	\$1,125,368
2016	27	78			1	2	2	14	13		127	\$682,662
2015	23	69			1	2	5	13	10		141	\$755,998

(A) - Amateur

Korn Ferry Tour (Playoff Record: 0-0)												
Season	Events	Rounds	1st	2nd	3rd	Top 10	Top 25	Cuts Made	Cuts Missed	WD	Priority Rank	Earnings
<b>Total:</b>	<b>54</b>	<b>169</b>		<b>1</b>	<b>2</b>	<b>6</b>	<b>11</b>	<b>32</b>	<b>21</b>	<b>1</b>		<b>\$320,974</b>
2019	3	10						2	1		106	\$5,050
2016	3	12				1	1	3			37	\$36,975
2015	1	4					1	1				\$4,475
2014	24	75			1	3	4	14	10		25	\$135,406
2013	23	68		1	1	2	5	12	10	1	102	\$139,068

(A) - Amateur

## Top Tournaments

PGA TOUR									
THE PLAYERS Championship	Masters Tournament	PGA Championship	U.S. Open	The Open Championship	WGC-HSBC Champions	WGC-Mexico	WGC-Dell Technologies Match Play	WGC-FedEx St. Jude Inv	
2018 CUT		CUT							
2017			T50						

FedExCup Playoffs			
THE NORTHERN TRUST	Dell Technologies Championship	BMW Championship	TOUR Championship
2018 T48	75		
2017 T34	CUT		

## Personal

- Owns a self-taught swing learned from watching youtube.com videos of Tiger Woods' swing and reading Woods' book. Has never used an instructor.
- Earned a medal in the Asian Games to become exempt from mandatory military duty in South Korea.
- Attended Shin Sung High School in An Yang, South Korea.
- Favorite team is the Doosan Bears, a South Korean pro baseball team. Favorite athlete is Ji Sung Park, a pro soccer player who used to compete for Manchester United.
- Dream foursome would include Ironman, James Bond and the Terminator.



# Chris Kirk

**Height:** 6'3" (1.91 m)  
**Weight:** 175 (79 kg)  
**Age:** 34 (May 8, 1985)  
**Birthplace:** Atlanta, Georgia  
**Residence:** Athens, Georgia  
**Family:** Wife, Tahnee; Sawyer Montgomery, Foster Anderson, Wilder James

**Education:** University of Georgia (2007, Sports Business)  
**Special Interests:** Paddle boarding, piano, skimboarding, fishing, kayaking  
**Turned Professional:** 2007  
**City plays from:** Athens, GA, United States

## Exempt Status

Major Medical Extension

## Career Victories

### PGA TOUR Victories (4):

**2011 (1)** Viking Classic. **2014 (2)** The McGladrey Classic, Deutsche Bank Championship. **2015 (1)** Crowne Plaza Invitational at Colonial.

### Korn Ferry Tour Victories (2):

**2010 (2)** Fort Smith Classic, Knoxville News Sentinel Open.

## 2018-19 Season Highlights

Made the cut of six of 17 starts, earning one top-25 and finishing the season No. 199 in the FedExCup standings. Entered the 2019-20 season on a Major Medical Extension with 11 starts available to earn 280 points to equal No. 125 on the 2018-19 FedExCup points list (Pat Perez/376).

## National Team Selections

**Walker Cup :** 2007 **Presidents Cup :** 2015

## Career Records

PGA TOUR (Playoff Record: 0-0)												
Season	Events	Rounds	1st	2nd	3rd	Top 10	Top 25	Cuts Made	Cuts Missed	WD	FedExCup Rank	Earnings
<b>Total:</b>	<b>239</b>	<b>787</b>	<b>4</b>	<b>4</b>		<b>29</b>	<b>72</b>	<b>168</b>	<b>68</b>	<b>2</b>		
2019	17	45					1	6	11		199	\$261,401
2018	29	106				4	9	24	5		66	\$1,824,111
2017	28	83		1		3	6	17	11		92	\$1,216,047
2016	28	85				3	12	18	9	1	54	\$1,762,335
2015	21	73	1			3	7	17	4		44	\$2,369,326
2014	28	104	2	1		5	12	26	2		2	\$4,854,777
2013	24	89		1		3	11	20	4		34	\$1,728,616
2012	27	89				4	7	20	6	1	49	\$1,197,562
2011	28	87	1	1		4	6	15	12		42	\$1,877,627
2010	1	4					1	1				
2009	2	5										
2008	3	11						3	1			
2007	2	4							2			
(A) - Amateur	1(A)	2							1			

Korn Ferry Tour (Playoff Record: 0-2)												
Season	Events	Rounds	1st	2nd	3rd	Top 10	Top 25	Cuts Made	Cuts Missed	WD	Priority Rank	Earnings
<b>Total:</b>	<b>54</b>	<b>168</b>	<b>2</b>	<b>3</b>		<b>8</b>	<b>15</b>	<b>31</b>	<b>23</b>			<b>\$513,253</b>
2010	21	75	2	2		7	11	17	4			\$411,206
2009	13	35					1	4	9			\$13,606
2008	19	56		1		1	3	10	9			\$88,441
2007	1(A)	2							1			
(A) - Amateur												

## Top Tournaments

PGA TOUR									
	THE PLAYERS Championship	Masters Tournament	PGA Championship	U.S. Open	The Open Championship	WGC-HSBC Champions	WGC-Mexico	WGC-Dell Technologies Match Play	WGC-FedEx St. Jude Inv
2019	T56								
2018	T46		T31						
2017	T12		CUT						
2016	W/D	CUT	CUT	CUT	CUT	T76		T5	T21
2015	T13	T33		75		T14	T56	T17	DNS
2014	T13	T20	CUT	T28	T19		T40	T33	T41
2013	T55		T57						
2012	T51								
2011	CUT		T34						
2009				CUT					
2008				T78					

FedExCup Playoffs			
	THE NORTHERN TRUST	Dell Technologies Championship	BMW Championship
2018	T78	T35	T41
2017	T40	T47	
2016	CUT	T33	T10
2015	CUT	T29	T60
2014	T53	1	T36
2013	CUT	T16	T24
2012	T46	T35	T12
2011	CUT	T31	T31

## Personal

- Loves to spend time at the beach and is an avid kayaker, paddleboarder and fisherman.
- Bought a piano and taught himself how to play.
- Had a 4.0 GPA in high school.



# Kevin Kisner

**Height:** 5'10" (1.78 m)  
**Weight:** 165 (75 kg)  
**Age:** 35 (February 15, 1984)  
**Birthplace:** Aiken, South Carolina  
**Residence:** Aiken, South Carolina  
**Family:** Wife, Brittany; Kathleen, Henry James

**Education:** University of Georgia (2006, Business Management)  
**Special Interests:** Hunting, fishing, enjoying friends and family  
**Turned Professional:** 2006  
**City plays from:** Aiken, SC, United States

## Exempt Status

Winner, World Golf Championships (thru 2021-22)

## Career Victories

### PGA TOUR Victories (3):

**2016 (1)** The RSM Classic. **2017 (1)** DEAN & DELUCA Invitational. **2019 (1)** World Golf Championships-Dell Technologies Match Play.

### Korn Ferry Tour Victories (2):

**2010 (1)** Mylan Classic presented by CONSOL Energy. **2013 (1)** Chile Classic.

## 2018-19 Season Highlights

Won the World Golf Championships-Dell Technologies Match Play and qualified for the FedExCup Playoffs for the sixth consecutive season, advancing to the TOUR Championship for the fourth time and finishing the season No. 9 in the FedExCup standings. Collected five top-10s and made 22 cuts in 25 starts.

## PGA TOUR

**The RSM Classic** - Recorded 63-65 on the weekend to finish T7 at The RSM Classic. Ranked fourth in proximity to the hole on approach shots for the week (27' 8"), best of any player in the top-10. **World Golf Championships-Dell Technologies Match Play** - After losing the Championship Match a year earlier to Bubba Watson, advanced to the final match of the World Golf Championships-Dell Technologies Match Play for the second consecutive year, emerging victorious after defeating Matt Kuchar, 3 and 2, for his first career World Golf Championships title and third PGA TOUR victory in his 196th start at the age of 35 years, 1 month, 16 days. Lost his Opening Match to Ian Poulter (2-up), becoming the first player to lose his opening match and go on to win the title. Became only the fifth player in tournament history to advance to the Championship Match in back-to-back years, but first runner-up to win the following season. Beat Poulter on the third extra playoff hole to advance out of Group Play. Took out HaoTong Li in the Round of 16 (6 and 5), Louis Oosthuizen in the Quarterfinals (2 and 1) and Francesco Molinari (1-up) in the Semifinals. **Zurich Classic of New Orleans** - Posted 20-under with rounds of 62-69-68-69 at TPC Louisiana to finish T5 at Zurich Classic of New Orleans while partnering Scott Brown. Highlight was hole-in-one with a 5-iron at the 201-yard third hole in the opening round (unofficial due to team format). Finished in the top 15 for the third time in the first three years of the team format at the event.

## National Team Selections

**Presidents Cup** : 2017

## Career Records

PGA TOUR (Playoff Record: 0-4)												
Season	Events	Rounds	1st	2nd	3rd	Top 10	Top 25	Cuts Made	Cuts Missed	WD	FedExCup Rank	Earnings
<b>Total:</b>	<b>210</b>	<b>684</b>	<b>3</b>	<b>8</b>	<b>1</b>	<b>33</b>	<b>62</b>	<b>147</b>	<b>62</b>	<b>1</b>		<b>\$19,797,720</b>
2019	25	86	1			5	11	22	3		9	\$3,489,144
2018	25	78		2		4	9	18	7		47	\$2,972,285
2017	28	98	1	2	1	8	12	25	3		12	\$4,766,936
2016	27	94	1	1		6	10	22	5		23	\$3,424,354
2015	30	104		3		6	10	22	7	1	21	\$3,567,939
2014	26	85				3	6	17	9		104	\$954,497
2013	1	4						1				
2012	24	65				1	3	10	14		153	\$346,216
2011	24	70					1	10	14		195	\$270,170

(A) - Amateur

Korn Ferry Tour (Playoff Record: 0-0)												
Season	Events	Rounds	1st	2nd	3rd	Top 10	Top 25	Cuts Made	Cuts Missed	WD	Priority Rank	Earnings
<b>Total:</b>	<b>61</b>	<b>191</b>	<b>2</b>	<b>1</b>	<b>1</b>	<b>11</b>	<b>22</b>	<b>34</b>	<b>27</b>			
2013	22	65	1		1	3	6	11	11		15	\$238,491
2012	2	8				1	2	2				\$25,710
2011	4	14				1	2	3	1			\$29,256
2010	26	85	1	1		6	10	16	10			\$279,292
2009	6	17					2	2	4			\$16,342
2006	1	2							1			

(A) - Amateur

## Top Tournaments

PGA TOUR									
THE PLAYERS Championship	Masters Tournament	PGA Championship	U.S. Open	The Open Championship	WGC-HSBC Champions	WGC-Mexico	WGC-Dell Technologies Match Play	WGC-FedEx St. Jude Inv	
2019 T22	T21	CUT	T49	T30		T27	1	T27	
2018 CUT	T28	T12	CUT	T2		29	2	T39	
2017 T56	T43	T7	T58	T54		11	T17	T28	
2016 CUT	T37	T18	T49	T6	T70	T23	T38	T16	
2015 T2 (P)		CUT	T12	CUT	2			T37	
2014			CUT						

FedExCup Playoffs			
THE NORTHERN TRUST	Dell Technologies Championship	BMW Championship	TOUR Championship
2019 T12		T9	T9
2018 T73	T24	T58	
2017 T54	T53	T67	T3
2016 T48	T46	T39	T6
2015 T20	T12	T41	T28
2014 CUT			

## Player Statistics

**Career Low Round: 60** - 2017 Sony Open in Hawaii (Round 3)

**Career High FedExCup Rank: #1** : 2016 Sony Open in Hawaii

**Career High Official World Golf Rank: #14** : 2016 Sony Open in Hawaii

**Career Largest Paycheck:** \$1,745,000 : 2019 World Golf Championships-Dell Technologies Match Play (Finished 1)

## Personal

- First car was a Chevrolet Blazer.
- Favorite college team is the Georgia Bulldogs, and favorite professional team is the Carolina Panthers.
- Always uses the head side of a coin to mark his golf ball.
- Puts Ben Hogan, Arnold Palmer and his dad in his dream foursome.
- Is involved with The First Tee.
- Formed the Kevin and Brittany Kisner Foundation to assist organizations in the Aiken, South Carolina-area that promote children's fitness, health, education and opportunities to participate in sports.



# Patton Kizzire<sup>(kuh-ZY-ur)</sup>

**Height:** 6' 5" (1.96 m)  
**Weight:** 215 (98 kg)  
**Age:** 33 (March 3, 1986)  
**Birthplace:** Tuscaloosa, Alabama  
**Residence:** Sea Island, Georgia  
**Family:** Wife, Kari

**Education:** Auburn University (2008, Business)  
**Special Interests:** Bow hunting, fishing  
**Turned Professional:** 2008  
**City plays from:** Sea Island, GA, United States

## Exempt Status

Tournament winner (thru 2020-21)

## Career Victories

### PGA TOUR Victories (2):

**2018 (2)** OHL Classic at Mayakoba, Sony Open in Hawaii.

### Korn Ferry Tour Victories (2):

**2015 (2)** Utah Championship presented by Zions Bank, News Sentinel Open presented by Pilot.

## 2018-19 Season Highlights

Qualified for the FedExCup Playoffs for the fourth time in four seasons on TOUR, ending the season at No. 122 in the FedExCup standings. Earned one top-10 and made 13 cuts in 25 starts. Became the second player (since 1983) to make consecutive eagles multiple times in the same season, joining Phil Mickelson (2001), doing so at the Mayakoba Golf Classic and the Wyndham Championship.

## PGA TOUR

**Mayakoba Golf Classic** - Made back-to-back eagles in the first round of the Mayakoba Golf Classic (T55), accomplishing the feat at the par-5 fifth and par-4 sixth. **Wyndham Championship** - With a T13 at the Wyndham Championship, moved from No. 129 to No. 118 to play his way into the FedExCup Playoffs. Made back-to-back eagles in the second round (Nos. 5 and 6).

## Career Records

### PGA TOUR (Playoff Record: 1 - 0)

Season	Events	Rounds	1st	2nd	3rd	Top 10	Top 25	Cuts Made	Cuts Missed	WD	FedExCup Rank	Earnings
<b>Total:</b>	<b>113</b>	<b>338</b>	<b>2</b>	<b>2</b>		<b>13</b>	<b>25</b>	<b>66</b>	<b>47</b>			<b>\$7,128,055</b>
2019	25	74				1	6	13	12		122	\$995,341
2018	29	89	2			4	7	18	11		30	\$3,541,151
2017	28	76		1		3	5	14	14		99	\$1,110,395
2016	27	89		1		5	7	20	7		82	\$1,468,624
2015	2	6						1	1			
2009	1	2							1			
2008	1	2							1			

(A) - Amateur

### Korn Ferry Tour (Playoff Record: 1 - 1)

Season	Events	Rounds	1st	2nd	3rd	Top 10	Top 25	Cuts Made	Cuts Missed	WD	Priority Rank	Earnings
<b>Total:</b>	<b>29</b>	<b>96</b>	<b>2</b>	<b>2</b>	<b>1</b>	<b>12</b>	<b>14</b>	<b>19</b>	<b>9</b>	<b>1</b>		
2015	23	81	2	2	1	12	14	18	4	1	1	\$567,866
2014	1	4						1				\$4,227
2011	1	2							1			
2009	4	9							4			

(A) - Amateur

## Top Tournaments

PGA TOUR	THE PLAYERS Championship	Masters Tournament	PGA Championship	U.S. Open	The Open Championship	WGC-HSBC Champions	WGC-Mexico	WGC-Dell Technologies Match Play	WGC-FedEx St. Jude Inv
2019	T19		CUT	CUT	CUT	67	T27		
2018	CUT	CUT	CUT		CUT		T12	T36	T31
2017	CUT								
2016	76		T49	CUT	T68			T9	

### FedExCup Playoffs

THE NORTHERN TRUST	Dell Technologies Championship	BMW Championship	TOUR Championship
2019	CUT		
2018	T60	T71	T21
2017	CUT	CUT	
2016	CUT	CUT	

## Personal

- Was born in Montgomery and at age 2 moved to Tuscaloosa, where he stayed through the beginning of college.
- Played for three different high schools in four years: Tuscaloosa Academy, Central High School and Northridge High School.
- His father, Maxie, played baseball at the University of Alabama.
- Went to high school with Major League Baseball pitcher David Robertson.
- Attributes his move to Sea Island, Georgia in 2012 as the key to his success in 2015 on the Korn Ferry Tour and eventually on the PGA TOUR.
- Dream foursome would be rounded out by his father, Aaron Rodgers and the late Payne Stewart.



# Colt Knost<sup>(NOAST)</sup>

**Height:** 5'9" (1.75 m)  
**Weight:** 215 (98 kg)  
**Age:** 34 (June 26, 1985)  
**Birthplace:** Garrettsville, Ohio  
**Residence:** Dallas, Texas  
**Family:** Single

**Education:** Southern Methodist University (2007, Sociology)  
**Special Interests:** Dallas sports teams, movies, card games  
**Turned Professional:** 2007  
**City plays from:** Scottsdale, AZ, United States

## Exempt Status

Major Medical Extension

## Career Victories

### Korn Ferry Tour Victories (2):

**2008 (2)** Fort Smith Classic Presented by Stephens Inc., Price Cutter Charity Championship Presented by Dr Pepper.

## Player Statistics

**Career Low Round:** 63 - 2016 AT&T Byron Nelson (Round 2)

**Career High FedExCup Rank:** #20 - 2015 Shriners Hospitals for Children Open

**Career High Official World Golf Rank:** #92 - 2016 Barracuda Championship

**Career Largest Paycheck:** \$504,000 - 2016 THE PLAYERS Championship (Finished 3)

## 2018-19 Season Highlights

Made the cut in three of seven starts, finishing the season No. 230 in the FedExCup standings. Entered the 2019-20 season on a Major Medical Extension with three starts available to earn 322 points to equal No. 125 on the 2016-17 FedExCup points list (J.J. Henry/365).

## National Team Selections

**Walker Cup:** 2007

## Career Records

PGA TOUR (Playoff Record: 0-0)												
Season	Events	Rounds	1st	2nd	3rd	Top 10	Top 25	Cuts Made	Cuts Missed	WD	FedExCup Rank	Earnings
<b>Total:</b>	<b>196</b>	<b>557</b>			<b>4</b>	<b>9</b>	<b>24</b>	<b>92</b>	<b>100</b>	<b>4</b>		
2019	10	24						3	7		230	\$66,493
2018	10	26						3	7		232	\$43,134
2017	5	11						1	3	1	248	\$13,580
2016	26	86			2	3	8	20	6		79	\$1,594,587
2015	29	86				4	8	17	11	1	91	\$1,066,553
2014	1	2							1			
2013	25	65					1	10	14	1	184	\$176,710
2012	29	77			2	2	5	11	17	1	120	\$848,197
2011	27	80					1	12	15		156	\$296,817
2010	1	2							1			
2009	24	71					1	11	13		188	\$180,754
2008	5	13						1	4			
2007	3	10						2	1			
	1 (A)	4						1				

(A) - Amateur

Korn Ferry Tour (Playoff Record: 0-1)												
Season	Events	Rounds	1st	2nd	3rd	Top 10	Top 25	Cuts Made	Cuts Missed	WD	Priority Rank	Earnings
<b>Total:</b>	<b>80</b>	<b>263</b>	<b>2</b>	<b>2</b>	<b>3</b>	<b>12</b>	<b>22</b>	<b>52</b>	<b>27</b>	<b>1</b>		<b>\$867,461</b>
2017	1	4						1			119	\$2,400
2014	22	76		1		4	7	17	5		6	\$260,460
2013	4	14						3	1		84	\$10,830
2011	3	10						2	1			\$3,173
2010	26	82		1	2	4	8	15	10	1		\$261,090
2009	2	4							2			
2008	22	73	2		1	4	7	14	8			\$329,509

(A) - Amateur

## Top Tournaments

PGA TOUR									
THE PLAYERS Championship	Masters Tournament	PGA Championship	U.S. Open	The Open Championship	WGC-HSBC Champions	WGC-Mexico	WGC-Dell Technologies Match Play	WGC-FedEx St. Jude Inv	
2016 T3		170		CUT					
2013 W/D									
2012 CUT			CUT						

FedExCup Playoffs			
THE NORTHERN TRUST	Dell Technologies Championship	BMW Championship	TOUR Championship
2016 CUT	CUT		
2015 CUT	144		
2012 CUT			

## Personal

- Won the U.S. Amateur and U.S. Amateur Public Links Championship in 2007 before participating in the winning Walker Cup team later that year, rising to the No. 1 amateur in the world
- Favorite college team is the Texas Longhorns and favorite professional team is the Dallas Cowboys.
- Nicknamed the "Big Gravy."



# Jim Knous (kuh-NOUSE)

**Height:** 6'1" (1.85 m)  
**Weight:** 180 (81 kg)  
**Age:** 29  
**Birthplace:** Basalt, Colorado  
**Residence:** Littleton, Colorado  
**Family:** Wife, Heidi Rose; Brady

**Education:** Colorado School of Mines (Civil Engineering, 2012)  
**Turned Professional:** 2012  
**City plays from:** Littleton, CO, United States

## Exempt Status

Minor Medical Extension

## Career Victories

**International Victories (2):**

## Player Statistics

**Career Low Round: 66** - 2019 Sony Open in Hawaii (Round 1)

**Career High FedExCup Rank: #10** : 2019 Safeway Open

**Career High Official World Golf Rank: #414** : 2019 Wells Fargo Championship

**Career Largest Paycheck:** \$153,600 : 2019 Safeway Open (Finished 10)

## 2018-19 Season Highlights

Made the cut in 10 of 18 starts, earning one top-10 and finishing the season No. 166 in the FedExCup standings. Entered the 2019-20 season on a Minor Medical Extension with six starts available to earn 152 points to equal No. 125 on the 2018-19 FedExCup points list (Pat Perez/376).

## PGA TOUR

**Safeway Open** - In his first start as a member of the PGA TOUR, overcame an opening-round 1-over 73 with sub-par scores of 67-69-69 to finish T10 at the Safeway Open.

## Career Records

### PGA TOUR (Playoff Record: 0-0)

Season	Events	Rounds	1st	2nd	3rd	Top 10	Top 25	Cuts Made	Cuts Missed	WD	FedExCup Rank	Earnings
<b>Total:</b>	<b>20</b>	<b>59</b>				<b>1</b>	<b>4</b>	<b>11</b>	<b>9</b>			
2019	18	53				1	4	10	8		166	\$490,976
2018	1	4						1				
2017	1	2							1			

(A) - Amateur

### Korn Ferry Tour (Playoff Record: 0-0)

Season	Events	Rounds	1st	2nd	3rd	Top 10	Top 25	Cuts Made	Cuts Missed	WD	Priority Rank	Earnings
<b>Total:</b>	<b>50</b>	<b>153</b>				<b>4</b>	<b>13</b>	<b>27</b>	<b>22</b>	<b>1</b>		<b>\$203,403</b>
2018	23	76				3	8	16	6	1	50	\$142,816
2017	21	63				1	4	10	11			\$48,570
2015	3	8					1	1	2			\$12,018
2014	1	2							1			
2013	1	2							1			
2012	1	2							1			

(A) - Amateur

## Personal

- Grew up in Basalt, Colorado, a town in the heart of the Rocky Mountains. Attended the Colorado School of Mines where he graduated with a degree in Civil Engineering.
- Due to the pronunciation of his name, has been dubbed as "Hard K."
- Enjoys hiking, exercising and cooking.
- Claims hidden talents are cooking, Sudoku, and ping pong.
- Pulls for all of the Denver-area professional sports teams including the Broncos, Nuggets and Rockies.
- Speaks Spanish.
- Favorite player growing up was Ernie Els. Recalls meeting Jack Nicklaus as a kid in a cafe in his hometown of Basalt.
- Played on his high school basketball team for three seasons.



# Russell Knox

**Height:** 5'10" (1.78 m)  
**Weight:** 160 (72 kg)  
**Age:** 34 (June 21, 1985)  
**Birthplace:** Inverness, Scotland  
**Residence:** Ponte Vedra Beach, Florida  
**Family:** Wife, Andrea

**Education:** Jacksonville University (2007, Business Management)  
**Special Interests:** Soccer, movies, ping-pong  
**Turned Professional:** 2007  
**City plays from:** Inverness, Scotland

## Exempt Status

Tournament winner (thru 2019-20)

## Career Victories

### PGA TOUR Victories (2):

**2016 (2)** World Golf Championships-HSBC Champions, Travelers Championship.

### Korn Ferry Tour Victories (1):

**2011 (1)** Chiquita Classic.

### International Victories (1):

**2018** Dubai Duty Free Irish Open hosted by the Rory Foundation [Eur].

## 2018-19 Season Highlights

Advanced to the FedExCup Playoffs for the sixth consecutive time, ending the season at No. 110 in the FedExCup standings. Recorded two top-10s and made 18 cuts in 22 starts.

## PGA TOUR

**Waste Management Phoenix Open** - After missed cuts in 2017 and 2018 at the Waste Management Phoenix Open, finished T10 with four others at 10-under 274. **Valspar Championship** - Recorded an albatross at the par-5 11th in the first round of the Valspar Championship (T24). Made his second shot with a 3-wood from 275 yards, the longest hole-out of the season on the PGA TOUR. **Charles Schwab Challenge** - Closed with a 5-under 65 to finish T8 at the Charles Schwab Challenge. Represented second final-round score of 65 or better in his career and first since the 2014 BMW Championship (62).

## National Team Selections

**World Cup** : 2016, 2018

## Career Records

### PGA TOUR (Playoff Record: 0 - 2)

Season	Events	Rounds	1st	2nd	3rd	Top 10	Top 25	Cuts Made	Cuts Missed	WD	FedExCup Rank	Earnings
<b>Total:</b>	<b>187</b>	<b>613</b>	<b>2</b>	<b>3</b>	<b>3</b>	<b>21</b>	<b>59</b>	<b>133</b>	<b>53</b>	<b>1</b>		<b>\$13,335,539</b>
2019	22	72				2	7	18	4		110	\$1,132,825
2018	27	90				3	8	20	7		89	\$1,424,030
2017	24	70			1	4	7	14	10		71	\$1,643,924
2016	25	89	2	2		4	11	21	4		10	\$4,885,906
2015	28	96			2	3	11	20	7	1	34	\$1,916,666
2014	26	92		1		3	8	20	6		40	\$1,513,630
2013	11	34					3	8	3		166	\$305,973
2012	23	68				2	4	12	11		179	\$512,584
2011	1	2							1			
(A) - Amateur												

### Korn Ferry Tour (Playoff Record: 0 - 0)

Season	Events	Rounds	1st	2nd	3rd	Top 10	Top 25	Cuts Made	Cuts Missed	WD	Priority Rank	Earnings
<b>Total:</b>	<b>43</b>	<b>152</b>	<b>1</b>	<b>1</b>		<b>9</b>	<b>20</b>	<b>34</b>	<b>9</b>			
2013	15	53				3	9	12	3		20	\$168,710
2012	5	18				2	2	4	1			\$41,250
2011	20	73	1	1		3	8	17	3			\$242,821
2010	2	6				1	1	1	1			\$14,550
2009	1	2							1			
(A) - Amateur												

## Top Tournaments

PGA TOUR	THE PLAYERS Championship	Masters Tournament	PGA Championship	U.S. Open	The Open Championship	WGC-HSBC Champions	WGC-Mexico	WGC-Dell Technologies Match Play	WGC-FedEx St. Jude Inv
2019	T35		CUT		T41	68	T39	T40	
2018	CUT		T35	T12	CUT				T48
2017	CUT	CUT	CUT	CUT	CUT	T9	70	T39	T5
2016	T19	CUT	T22	T23	T30	1	27	T28	54
2015	T17		CUT		CUT				
2014	T34		CUT						
2013				T45					

### FedExCup Playoffs

	THE NORTHERN TRUST	Dell Technologies Championship	BMW Championship	TOUR Championship
2019	CUT			
2018	CUT	T43		
2017	CUT	T61		
2016	T60	T15	T17	23
2015	T20	T12	T45	
2014	T38	T26	T23	

## Personal

- Grew up in Inverness, Scotland before relocating to Jacksonville, Florida to attend Jacksonville University on a golf scholarship. Earned a business management degree while at JU.
- Parents Mike and Val are retired and living in Ponte Vedra Beach, Florida. Father born in San Diego, California and mother born in Scotland.
- Wife Andrea, with her sister Maria, own CRYOtherapy Jax, a cryotherapy recovery center located on Southside Blvd in Jacksonville, Florida.
- Sister Diane Knox moved to the United States in 2016 and currently works in media.
- Enjoys being on the beach and going on vacations exploring the world.



# Satoshi Kodaira

(suh-TOE-she kuh-DYE-ruh)

**Height:** 5'7" (1.7 m)  
**Weight:** 150 (68 kg)  
**Age:** 30 (September 11, 1989)  
**Birthplace:** Tokyo, Japan  
**Residence:** Tokyo, Japan  
**Family:** Wife, Miho Koga

**Turned Professional:** 2010  
**City plays from:** Tokyo, Japan

## Exempt Status

Tournament winner (thru 2019-20)

## Career Victories

### PGA TOUR Victories (1):

**2018 (1)** RBC Heritage.

### International Victories (8):

**2013** Japan Golf Tour Championship [Jpn]. **2014** Dunlop Srixon Fukushima Open [Jpn]. **2015** Japan Open [Jpn]. **2016** Bridgestone Open [Jpn]. **2017** Mitsui Sumitomo VISA Taiheiyo Masters [Jpn]. **2017** Top Cup Tokai Classic [Jpn]. **2018** Golf Nippon Series JT Cup.

## National Team Selections

**Eisenhower Trophy :** 2010 **World Cup :** 2018

## Career Records

PGA TOUR (Playoff Record: 1 - 0)												
Season	Events	Rounds	1st	2nd	3rd	Top 10	Top 25	Cuts Made	Cuts Missed	WD	FedExCup Rank	Earnings
<b>Total:</b>	<b>49</b>	<b>143</b>	<b>1</b>			<b>1</b>	<b>3</b>	<b>27</b>	<b>22</b>			<b>\$1,978,941</b>
2019	22	64					1	12	10		185	\$421,457
2018	18	48	1			1	2	8	10		94	\$1,471,462
2017	4	16						4				
2016	3	9						2	1			
2013	2	6						1	1			

(A) - Amateur

## Top Tournaments

PGA TOUR									
	THE PLAYERS Championship	Masters Tournament	PGA Championship	U.S. Open	The Open Championship	WGC-HSBC Champions	WGC-Mexico	WGC-Dell Technologies Match Play	WGC-FedEx St. Jude Inv
2019	CUT	61	CUT			T37	T51	T24	
2018	CUT	T28	T59	CUT	T35		54	T59	T63
2017			T48	T46					T47
2016					CUT	71			
2013					CUT				T65

### FedExCup Playoffs

	THE NORTHERN TRUST	Dell Technologies Championship	BMW Championship	TOUR Championship
2018	CUT	CUT		

## Player Statistics

**Career Low Round:** 63 - 2018 RBC Heritage (Round 2)

**Career High FedExCup Rank:** #37 : 2018 RBC Heritage

**Career High Official World Golf Rank:** #27 : 2018 Wells Fargo Championship

**Career Largest Paycheck:** \$1,206,000 : 2018 RBC Heritage (Finished 1)

## Personal

- Married to Miho Koga, a former professional golfer who won 12 times on the Japanese LPGA Tour. She retired from professional golf in 2011. The pair married in 2017.



# Brooks Koepka (KEP-kuh)

**Height:** 6'0" (1.83 m)  
**Weight:** 205 (92 kg)  
**Age:** 29 (May 3, 1990)  
**Birthplace:** West Palm Beach, Florida  
**Residence:** Jupiter, Florida  
**Family:** Single

**Education:** Florida State University  
**Special Interests:** Baseball, basketball, table tennis, fishing, "proper" football (soccer), football  
**Turned Professional:** 2012  
**City plays from:** West Palm Beach, FL, United States

## Exempt Status

Winner, PGA Championship or U.S. Open (thru 2023-24)

## Career Victories

### PGA TOUR Victories (7):

**2015 (1)** Waste Management Phoenix Open. **2017 (1)** U.S. Open. **2018 (2)** U.S. Open, PGA Championship. **2019 (3)** THE CJ CUP @ NINE BRIDGES, PGA Championship, World Golf Championships-FedEx St. Jude Invitational.

### International Victories (7):

**2012** Challenge de Catalunya [EurChall]. **2013** Scottish Hydro Challenge [EurChall]. **2013** Fred Olesen Challenge de Espana [EurChall]. **2013** Montecchia Golf Open [EurChall]. **2014** Turkish Airlines Open [Eur]. **2016** Dunlop Phoenix [Jpn]. **2017** Dunlop Phoenix [Jpn].

## 2018-19 Season Highlights

Won three times, including his fourth major championship (PGA Championship) and first World Golf Championships title (WGC-FedEx St. Jude Invitational), and advanced to the TOUR Championship for the fourth time in five seasons, finishing the season tied for third in the FedExCup standings. Claimed the top spot in the inaugural Wyndham Rewards Top 10 by leading the FedExCup standings at the conclusion of the Regular Season. Successfully defended his title at the PGA Championship, becoming the first player to win back-to-back at both the U.S. Open and the PGA Championship. Became the fifth player in PGA TOUR history to finish in the top five at all four majors in a single year and the fifth to win a major and a WGC in the same season. Was one of two players to finish each season from 2016-17 to 2018-19 in the top 10 of the FedExCup standings, joining Justin Thomas. Held the top spot in the FedExCup standings for four weeks, taking the lead for the first time in his career following the win at the WGC-FedEx St. Jude Invitational. Moved to the No. 1 position in the Official World Golf Ranking for the first time in his career after a win in his first start of the season. Led the PGA TOUR in Par-4 Scoring Average (3.95) and co-led in victories (3) and runner-up finishes (3). Earned nine top-10s and missed just one cut in 21 starts.

## PGA TOUR

**THE CJ CUP @ NINE BRIDGES** - In his first start of the season and first since being named 2017-18 PGA TOUR Player of the Year, won THE CJ CUP @ NINE BRIDGES in Jeju Island, South Korea by four shots over Gary Woodland. Reached 21-under par through 72 holes for the first time in his career and set the tournament record. Final-round 64 included a 7-under 29 back nine highlighted by a birdie-birdie-par-eagle finish. Marked his fifth career PGA TOUR title in his 105th TOUR start at the age of 28 years, 5 months, 18 days. Moved to No. 1 in the Official World Golf Ranking for the first time in his career, supplanting Dustin Johnson. **The Honda Classic** - Birdied two of his last three holes in the final round of The Honda Classic to post a 4-under 66 and claim a share of second place with Rickie Fowler at 8-under 272. The runner-up finish marked his seventh on the PGA TOUR and first top-25 at the event in five starts. **Masters Tournament** - Posted four under-par scores, highlighted by a first-round 66, to tie Dustin Johnson and Xander Schauffele for second at the Masters Tournament. Represented first top-10 in four starts at the event. Played the par 5s in 13-under, tied with Tony Finau for best in the field. **AT&T Byron Nelson** - As the highest ranked player in the field in both the FedExCup and Official World Golf Ranking, finished solo fourth at the AT&T Byron Nelson for his second top-five finish in a three-start stretch at the event. Led the field in distance of putts made, making 433 feet and 7 inches worth of putts. **PGA Championship** - Won his fourth major title, opening the PGA Championship with a 7-under 63 en route to his second consecutive victory at the event. Became the first player ever to win back-to-back titles at both the PGA Championship and the U.S. Open and joined six others as winners of multiple titles at both tournaments (Walter Hagen, Gene Sarazen, Ben Hogan, Jack Nicklaus, Lee Trevino and Tiger Woods). Was the 29th player to reach four victories in major championships and the first since Rory McIlroy in 2014. Became the fourth player in the modern era to win four or more majors in a span of eight starts, joining Ben Hogan, Jack Nicklaus and Tiger Woods. Was the first player to win the PGA Championship wire-to-wire since Hal Sutton in 1983 (fifth overall) and the first in a major championship since Jordan Spieth at the 2015 Masters Tournament. Was the first player in PGA Championship history to hold a lead of seven or more strokes after 36 holes (7) and the first to do so after 54 holes (7). 36-hole score of 128 was the first such score of 128 or better in major championship history. Led the field in Strokes Gained: Tee to Green (4.339 per round), Strokes Gained: Approach the Green (2.383 per round) and Birdies (19). **U.S. Open** - In his bid to become the first player since Willie Anderson in 1903-05 to win three consecutive U.S. Opens, finished solo-second, three shots back of Gary Woodland. Collected his fourth consecutive top-two finish in major championships (Win/2018 PGA Championship, T2/2019 Masters Tournament, Win/2019 PGA Championship, 2nd/2019 U.S. Open). Became the first player in U.S. Open history to record four scores in the 60s and not win (69-69-68-68). Led the field in Greens in Regulation Percentage (75.0%) for the second consecutive major championship. **The Open Championship** - With a T4 at The Open Championship, became the fifth player ever to finish in the top five at all four majors in a single year, joining Jack Nicklaus, Tiger Woods, Rickie Fowler and Jordan Spieth. Took over the top spot in the FedExCup standings for the first time in his career. **World Golf Championships-FedEx St. Jude Invitational** - With a score of 16-under 264, earned his first World Golf Championships victory and seventh career PGA TOUR title at the World Golf Championships-FedEx St. Jude Invitational. Entered the final round trailing Rory McIlroy by one stroke before firing a bogey-free 65 to win by three. With the victory, clinched top honors in the Wyndham Rewards Top 10 and became the first three-time winner of the season. Became the fifth player to win a WGC and a major in the same season, joining Tiger Woods (eight times), Geoff Ogilvy (2006), Rory McIlroy (2014) and Dustin Johnson (2016). Became the first player to win on the PGA TOUR entering the week at No. 1 in the FedExCup standings since Bryson DeChambeau at the 2018 Dell Technologies Championship. **TOUR Championship** - Finished T3 at the TOUR Championship, his second top-10 at the event and third of his career in the FedExCup Playoffs. Played in the final group in the final round with Rory McIlroy, closing with a 2-over 72 to tie Justin Thomas for third. Led the field in Driving Distance (321.1 yards).

## National Team Selections

**Ryder Cup** : 2016, 2018 **Presidents Cup** : 2017

## Career Records

PGA TOUR (Playoff Record: 0 - 1)												
Season	Events	Rounds	1st	2nd	3rd	Top 10	Top 25	Cuts Made	Cuts Missed	WD	FedExCup Rank	Earnings
<b>Total:</b>	<b>125</b>	<b>431</b>	<b>7</b>	<b>9</b>	<b>4</b>	<b>39</b>	<b>66</b>	<b>106</b>	<b>19</b>	<b>2</b>		<b>\$30,342,808</b>
2019	21	74	3	3	1	9	13	20	1		3	\$9,684,006
2018	17	62	2	2		6	10	15	2		9	\$7,094,047
2017	24	80	1	2		7	13	20	4		10	\$5,612,397
2016	21	70			1	7	10	18	3	1	35	\$3,322,393
2015	23	81	1		1	8	14	20	3	1	24	\$3,571,900
2014	16	56			1	2	6	12	4			
2013	2	6							1			
2012	1 (A)	2							1			

(A) - Amateur

Korn Ferry Tour (Playoff Record: 0 - 0)												
Season	Events	Rounds	1st	2nd	3rd	Top 10	Top 25	Cuts Made	Cuts Missed	WD	Priority Rank	Earnings
<b>Total:</b>	<b>1</b>	<b>4</b>						<b>1</b>				
2013	1	4						1				\$2,375

(A) - Amateur

## Top Tournaments

PGA TOUR									
	THE PLAYERS Championship	Masters Tournament	PGA Championship	U.S. Open	The Open Championship	WGC-HSBC Champions	WGC-Mexico	WGC-Dell Technologies Match Play	WGC-FedEx St. Jude Inv
2019	T56	T2	1	2	T4	T16	T27	T56	1
2018	T11		1	1	T39	T2	DNS		5
2017	T16	T11	T13	1	T6	T40	T48	T9	T17
2016	T35	T21	T4	T13			T23	T5	W/D
2015	CUT	T33	T5	T18	T10		T17	T17	T6
2014			T15	T4	T67				
2013			T70		CUT				
2012					CUT				

FedExCup Playoffs			
	THE NORTHERN TRUST	Dell Technologies Championship	BMW Championship
2019	T30		T24
2018	T8	T12	T19
2017	T49	T18	T12
2016	T70	T57	T32
2015	CUT	CUT	T49

	TOUR Championship
2019	T3
2018	T26
2017	6
2016	
2015	T18

## Personal

- His great uncle is Dick Groat, a two-time World Series-winning shortstop for the Pittsburgh Pirates and the 1960 National League MVP.
- Enjoys being on the water jet skiing, fishing, paddleboarding and hanging with friends on off weeks.
- Favorite sports teams are Manchester United Football Club, the Los Angeles Lakers and Green Bay Packers.



# Jason Kokrak(COKE-rack)

**Height:** 6'4" (1.93 m)  
**Weight:** 225 (kg)  
**Age:** 34 (May 22, 1985)  
**Birthplace:** North Bay, Ontario, Canada  
**Residence:** Cleveland, Ohio  
**Family:** Wife, Stephanie; Declan, Landon John

**Education:** Xavier University (2007, Communications)  
**Special Interests:** All sports  
**Turned Professional:** 2008  
**City plays from:** Cleveland, OH, United States

## Exempt Status

Top 125 in 2018-19 FedExCup standings (thru 2019-20)

## Career Victories

### Korn Ferry Tour Victories (2):

**2011 (2)** Albertsons Boise Open Pres'd by Kraft, Miccosukee Championship.

## Player Statistics

**Career Low Round:** 62 - 2017 AT&T Byron Nelson (Round 2)

**Career High FedExCup Rank:** #10 : 2014 Frys.com Open

**Career High Official World Golf Rank:** #54 : 2019 TOUR Championship

**Career Largest Paycheck:** \$598,400 : 2016 Northern Trust Open (Finished 2)

## 2018-19 Season Highlights

Qualified for the FedExCup Playoffs for the seventh consecutive season and advanced to the TOUR Championship for the first time in his career, finishing the season No. 14 in the FedExCup standings. Earned five top-10s, highlighted by a T2 at the Valspar Championship, and missed just one cut in 24 starts.

## PGA TOUR

**The Honda Classic** - Closed with a pair of 68s to finish T9 at The Honda Classic. Had not previously placed in the top 40 in five starts at the event. **Arnold Palmer Invitational presented by Mastercard** - At 7-under 281, finished T10 at the Arnold Palmer Invitational presented by Mastercard, his third top-10 in seven starts at Bay Hill. Hit 52 of 72 greens for the week, tied with Jhonattan Vegas for best in the field. **Valspar Championship** - Tied Louis Oosthuizen for second at the Valspar Championship, his second consecutive and third career top-10 at the event. Third-round 66, which tied the low round of the week, included an ace at the par-3 15th, the second hole-in-one of his PGA TOUR career. Represented third career runner-up result on TOUR (2012 Safeway Open, 2016 Genesis Open, 2019 Valspar Championship). **Valero Texas Open** - After making the Valero Texas Open cut on the number at 1-under 143, posted a bogey-free 7-under 65 in round three and a 4-under 68 in the final round to finish T7 at 12-under 276. Marked his first top-10 in eight starts at the Valero Texas Open. **BMW Championship** - Birdied the 72nd hole at the BMW Championship to finish T19 and secure the 30th spot in the FedExCup standings, earning his first trip to the TOUR Championship. Was one of three players to move inside the top 30.

## Career Records

### PGA TOUR (Playoff Record: 0 - 0)

Season	Events	Rounds	1st	2nd	3rd	Top 10	Top 25	Cuts Made	Cuts Missed	WD	FedExCup Rank	Earnings
<b>Total:</b>	<b>210</b>	<b>683</b>		<b>3</b>	<b>2</b>	<b>24</b>	<b>67</b>	<b>138</b>	<b>68</b>	<b>3</b>		<b>\$11,484,217</b>
2019	24	90				5	14	23	1		14	\$2,330,212
2018	29	99	1		1	4	11	21	8		52	\$1,794,431
2017	28	95				1	7	20	8		77	\$1,173,708
2016	28	89		1		4	9	17	9	1	33	\$1,934,250
2015	28	88				2	8	16	11	1	100	\$1,033,489
2014	19	65				2	10	13	6		73	\$1,200,381
2013	25	78			1	4	6	15	9	1	62	\$1,267,525
2012	27	75		1		2	2	13	14		178	\$750,221
2011	1	2							1			
2007	1 (A)	2							1			

(A) - Amateur

### Korn Ferry Tour (Playoff Record: 0 - 0)

Season	Events	Rounds	1st	2nd	3rd	Top 10	Top 25	Cuts Made	Cuts Missed	WD	Priority Rank	Earnings
<b>Total:</b>	<b>22</b>	<b>74</b>	<b>2</b>			<b>5</b>	<b>9</b>	<b>15</b>	<b>7</b>			
2012	2	6					1	1	1			\$4,714
2011	16	54	2			5	7	11	5			\$338,092
2010	3	10					1	2	1			\$14,235
2007	1 (A)	4						1				

(A) - Amateur

## Top Tournaments

PGA TOUR	THE PLAYERS Championship	Masters Tournament	PGA Championship	U.S. Open	The Open Championship	WGC-HSBC Champions	WGC-Mexico	WGC-Dell Technologies Match Play	WGC-FedEx St. Jude Inv
2019	T47		T23		T32				
2018	T46		T19		CUT				
2017	CUT		T33	T53		T16			
2016	W/D		T49	T37					
2015	CUT								
2014	CUT		CUT						
2013	CUT		CUT						
2007				CUT					

### FedExCup Playoffs

THE NORTHERN TRUST	Dell Technologies Championship	BMW Championship	TOUR Championship
2019	T12	T19	14
2018	T40	T19	
2017	T25		
2016	T7	T17	
2015	CUT		
2014	T61		
2013	T9	T44	

## Personal

- Was inducted into the Xavier University Athletic Hall of Fame in December 2015.
- Favorite course is Oakmont Country Club.
- Favorite teams are the Ohio State Buckeyes and the professional teams in Cleveland.
- Was born in Canada when his mother was visiting family, but moved to the U.S. a couple weeks after being born.



# Kelly Kraft

**Height:** 6'0" (1.83 m)  
**Weight:** 175 (79 kg)  
**Age:** 30 (October 5, 1988)  
**Birthplace:** Denton, Texas  
**Residence:** Dallas, Texas  
**Family:** Wife, Tia

**Education:** Southern Methodist University (2011)  
**Special Interests:** Travel, movies, sailing, working out, watching sports, enjoying friends  
**Turned Professional:** 2012  
**City plays from:** Dallas, TX, United States

## Exempt Status

Top 125 in 2018-19 FedExCup standings (thru 2019-20)

## Career Victories

### Korn Ferry Tour Victories (1):

**2015 (1)** Chitimacha Louisiana Open presented by NACHER.

## Player Statistics

**Career Low Round:** 61 - 2019 Barbasol Championship (Round 3)

**Career High FedExCup Rank:** #20 : 2017 AT&T Pebble Beach Pro-Am

**Career High Official World Golf Rank:** #124 : 2018 A Military Tribute at The Greenbrier

**Career Largest Paycheck:** \$788,400 : 2018 A Military Tribute at The Greenbrier (Finished 2)

## 2018-19 Season Highlights

Qualified for the FedExCup Playoffs for the third consecutive time after failing to advance in his first full season, ending the season at No. 123 in the FedExCup standings. Joined Tommy Fleetwood, Brooks Koepka and Justin Thomas as the only players with a solo-second in each season from 2016-17 to 2018-19. Recorded three top-10s for the third consecutive season and made 12 cuts in 31 starts.

## PGA TOUR

**Genesis Open** - After missing the cut in five consecutive starts before the Genesis Open, recorded his first top-10 of the season with a 7-under T9 finish at Riviera **Corales Puntacana Resort & Club Championship** - Posted four sub-par rounds, including a bogey-free final-round 68, at the Corales Puntacana Resort & Club Championship to tie Chip McDaniel for fifth. Became the only player to finish in the top five in each of the first two years of the event. **Barbasol Championship** - Finished one stroke behind champion Jim Herman at the Barbasol Championship, earning a solo-second on TOUR for the third consecutive season. Week highlighted by a third-round 61, two better than his previous-low round on TOUR. Led the field in Strokes Gained: Putting (2.473 per round).

## National Team Selections

**Walker Cup** : 2011

## Career Records

PGA TOUR (Playoff Record: 0-0)												
Season	Events	Rounds	1st	2nd	3rd	Top 10	Top 25	Cuts Made	Cuts Missed	WD	FedExCup Rank	Earnings
<b>Total:</b>	<b>122</b>	<b>339</b>		<b>3</b>	<b>2</b>	<b>10</b>	<b>15</b>	<b>57</b>	<b>62</b>	<b>3</b>		<b>\$4,507,949</b>
2019	31	81		1		3	4	12	19		123	\$905,681
2018	31	92		1	1	3	4	16	15		90	\$1,496,253
2017	27	71		1	1	3	5	12	12	3	72	\$1,638,045
2016	20	59				1	2	12	8		165	\$403,437
2015	1	2						2	1			
2013	2	8						2				
2012	8	20						2	6			
(A) - Amateur	2 (A)	6						1	1			

Korn Ferry Tour (Playoff Record: 0-0)												
Season	Events	Rounds	1st	2nd	3rd	Top 10	Top 25	Cuts Made	Cuts Missed	WD	Priority Rank	Earnings
<b>Total:</b>	<b>73</b>	<b>228</b>	<b>1</b>	<b>2</b>		<b>5</b>	<b>18</b>	<b>42</b>	<b>30</b>	<b>1</b>		
2016	6	18				1	2	3	3		39	\$45,625
2015	23	76	1	1		3	8	15	8		21	\$256,887
2014	25	80					5	15	10		108	\$72,807
2013	18	52		1		1	3	9	8	1	87	\$114,233
2012	1	2							1			
(A) - Amateur												

## Top Tournaments

PGA TOUR									
	THE PLAYERS Championship	Masters Tournament	PGA Championship	U.S. Open	The Open Championship	WGC-HSBC Champions	WGC-Mexico	WGC-Dell Technologies Match Play	WGC-FedEx St. Jude Inv
2019	T47		T48						
2018	CUT		CUT		CUT				
2017			T58						
2012		62							

FedExCup Playoffs			
	THE NORTHERN TRUST	Dell Technologies Championship	BMW Championship
2019	CUT		
2018	CUT	CUT	
2017	70	W/D	

## Personal

- Married wife Tia in Sea Island, Georgia in April 2013.
- Dream foursome would include Bobby Jones, Byron Nelson and George W. Bush.
- Is a big fan of the Texas Rangers and Dallas Cowboys.
- Biggest thrill in golf was hitting the first tee shot at the 2012 Masters.
- Right before leaving for his first American Junior Golf Association event, his dad was diagnosed with cancer. Went on to win the tournament. Father is now cancer-free.
- Dad, Tim, is an avid sailboat racer.



# Matt Kuchar

**Height:** 6'4" (1.93 m)  
**Weight:** 195 (88 kg)  
**Age:** 41 (June 21, 1978)  
**Birthplace:** Winter Park, Florida  
**Residence:** St. Simons Island, Georgia  
**Family:** Wife, Sybi; Cameron Cole, Carson Wright

**Education:** Georgia Tech (2000, Management)  
**Special Interests:** Sports, boats, planes, hiking, skiing  
**Turned Professional:** 2000  
**City plays from:** Sea Island, GA, United States

## Exempt Status

Tournament winner (thru 2021-22)

## Career Victories

### PGA TOUR Victories (9):

**2002 (1)** The Honda Classic. **2009 (1)** Turning Stone Resort Championship. **2010 (1)** The Barclays. **2012 (1)** THE PLAYERS Championship. **2013 (2)** World Golf Championships-Accenture Match Play Championship, the Memorial Tournament presented by Nationwide Insurance. **2014 (1)** RBC Heritage. **2019 (2)** Mayakoba Golf Classic, Sony Open in Hawaii.

### Korn Ferry Tour Victories (1):

**2006 (1)** Henrico County Open Pres'd by Saxon Capital, Inc..

### International Victories (2):

**2015** Fiji International [OneAsia].

### Other Victories (3):

**2016** Franklin Templeton Shootout [with Harris English]. **2013** Franklin Templeton Shootout [with Harris English]. **2011** CVS Caremark Charity Classic [with Zach Johnson].

## 2018-19 Season Highlights

Won twice and qualified for the FedExCup Playoffs for the 13th time, advancing to the TOUR Championship for the ninth time and finishing the season tied for 16th in the FedExCup standings. Became one of nine players to qualify for the Playoffs in each of the first 13 seasons of the FedExCup era and was one of four players to win multiple events on the season (Mayakoba Golf Classic, Sony Open in Hawaii). Led the FedExCup standings for 17 weeks, including a stretch of 16 consecutive weeks (both best on TOUR). Ended the Regular Season inside the Wyndham Rewards Top 10 (No. 3). Earned eight top-10s and made 20 cuts in 22 starts.

## PGA TOUR

**Mayakoba Golf Classic** - Following rounds of 64-64-65, posted a 2-under 69 in the final round of the Mayakoba Golf Classic to claim a one-stroke win at 22-under 262. Marked his eighth career PGA TOUR win at the age of 40 years, 4 months, 21 days. Supplanted the previous tournament records for 36-, 54- and 72-hole score and earned his first victory since winning the 2014 RBC Heritage. The win came in his fourth start at the event and was his second top-10. Made 26 birdies and was bogey-free on the front nine for the week. Became the fifth player in his 40s to win on TOUR in the 2018 calendar year, joining Tiger Woods (TOUR Championship/42), Phil Mickelson (World Golf Championships-Mexico Championship/47), Paul Casey (Valspar Championship/40) and Ian Poulter (Houston Open/42). Became the sixth player to convert a 54-hole lead/co-lead into victory at the Mayakoba Golf Classic. **Sony Open in Hawaii** - Won second title of the season at the Sony Open in Hawaii marking his ninth career PGA TOUR victory. Opened with rounds of 63-63 and posted a pair of 66s on the weekend to win by four shots over Andrew Putnam. His 258 tournament total was the best in 430 starts on TOUR. Won at the age of 40 years, 6 months, 23 days. Marked 100th top-10 in his PGA TOUR career. With his win earlier in the season at the Mayakoba Golf Classic, became the third defending champion of the Mayakoba Golf Classic to win the Sony Open in Hawaii since 2011 (Johnson Wagner/2012, Patton Kizzire/2018). **Waste Management Phoenix Open** - Following opening scores of 67-65-65, recorded a final-round 75 to tie Chez Reavie and Bubba Watson for fourth at the Waste Management Phoenix Open. Entered the final round in second place, four shots back of eventual champion Rickie Fowler. Earned third consecutive top-10 at TPC Scottsdale. The 4-over 75 represented his first over-par score of the 2018-19 season (20th round). **World Golf Championships-Dell Technologies Match Play** - Lost in the Championship Match at the World Golf Championships-Dell Technologies Match Play to Kevin Kisner, 1-up, to finish runner-up as he sought his second match play title (2013). Went 2-0-1 in Group Play to advance. Defeated Tyrrell Hatton, 4 and 3, and Sergio Garcia, 2-up, to advance to the Semifinals. Facing Lucas Bjerregaard in the Semifinals, birdied two of his last three holes of the match for a 1-up victory to advance to the Championship Match for the second time in his career. At age 40, was seeking to become the first player in his 40s to win the Dell Technologies Match Play. Moved to No. 1 in the FedExCup standings for the second time of the season. **Valero Texas Open** - Birdied each of the last two holes in the final round to finish T7 at the Valero Texas Open, his third top-10 in 15 starts at the event. **RBC Heritage** - Earned a runner-up finish at the RBC Heritage, falling by one stroke to C.T. Pan. Final-round 4-under 67, capped off by an 8-foot, 8-inch birdie putt on No. 18, led to his sixth top-10 of the season. Represented his 12th career runner-up finish on the PGA TOUR. Led the field in Strokes Gained: Putting at 2.361 per round, his best mark in that category since the 2009 Turning Stone Resort Championship (2.548). **PGA Championship** - Shot a final-round 69 to finish T8 at the PGA Championship. Was his fourth top-10 in his 11th start at the event and best result in a major since his runner-up at The 2017 Open Championship.

## National Team Selections

**Presidents Cup** : 2011, 2013, 2015, 2017 **Ryder Cup** : 2010, 2012, 2014, 2016 **World Cup** : 2011, 2013, 2018 **Olympic Games** : 2016 **World Amateur Team Championship** : 1998 **Walker Cup** : 1999 **Arnold Palmer Cup** : 1998, 1999

## Career Records

PGA TOUR (Playoff Record: 2 - 1)												
Season	Events	Rounds	1st	2nd	3rd	Top 10	Top 25	Cuts Made	Cuts Missed	WD	FedExCup Rank	Earnings
<b>Total:</b>	<b>448</b>	<b>1513</b>	<b>9</b>	<b>12</b>	<b>12</b>	<b>106</b>	<b>195</b>	<b>330</b>	<b>116</b>	<b>2</b>		<b>\$50,002,667</b>
2019	22	80	2	2		8	13	20	2		16	\$6,294,690
2018	24	80				4	8	20	4		76	\$1,720,097
2017	26	92		1		9	17	22	4		14	\$4,282,488
2016	26	96			3	10	16	24	2		18	\$3,819,678
2015	25	94		1	1	7	14	24	1		19	\$2,774,170
2014	24	88	1	1		11	17	22	2		8	\$4,695,515
2013	23	87	2	2		8	15	23			6	\$5,616,808
2012	22	82	1		1	9	13	21	1		18	\$3,903,065
2011	24	88		2	1	9	19	22	2		6	\$4,233,920
2010	26	95	1	1	3	11	20	23	2	1	2	\$4,910,477
2009	24	82	1			5	10	18	6		40	\$2,489,193
2008	27	88		1	1	5	8	16	11		116	\$1,447,638
2007	26	85			1	2	4	16	10		93	\$886,146
2006	8	21						2	6			\$30,297
2005	21	60				1	3	9	12			\$402,786
2004	28	83				1	4	13	15			\$509,257
2003	23	61					2	8	15			\$176,047
2002	27	82	1			4	6	14	12	1		\$1,237,725
2001	11	35		1	1	2	4	6	5			
2000	1(A)	2							1			
1999	4(A)	12						2	2			
1998	6(A)	20					2	5	1			

Korn Ferry Tour (Playoff Record: 1 - 0)												
Season	Events	Rounds	1st	2nd	3rd	Top 10	Top 25	Cuts Made	Cuts Missed	WD	Priority Rank	Earnings
<b>Total:</b>	<b>24</b>	<b>84</b>	<b>1</b>	<b>3</b>		<b>6</b>	<b>12</b>	<b>18</b>	<b>6</b>			
2006	21	74	1	2		5	11	16	5			\$300,867
2001	3	10		1		1	1	2	1			\$38,739

(A) - Amateur

## Top Tournaments

PGA TOUR	THE PLAYERS Championship	Masters Tournament	PGA Championship	U.S. Open	The Open Championship	WGC-HSBC Champions	WGC-Mexico	WGC-Dell Technologies Match Play	WGC-FedEx St. Jude Inv
2019	T26	T12	T8	T16	T41		50	2	T43
2018	T17	T28	CUT	CUT	T9	T31	T58	T9	T14
2017	82	T4	T9	T16	2	T21	T20	T30	T17
2016	T3	T24	CUT	T46	T46		T28	T9	T3
2015	CUT	T46	T7	T12	T58		T23	T34	T25
2014	T17	T5		T12	T54		T13	T9	T12
2013	T48	T8	T22	T28	T15		T35	1	T27
2012	1	T3	CUT	T27	T9		T8	T5	T8
2011	T54	T27	T19	T14	CUT		5	3	T19
2010	T13	T24	T10	T6	T27		T3	T17	T9
2009	T14		CUT	CUT	CUT	T19			
2008	CUT			T48	CUT				
2007				CUT	CUT				
2006				CUT					
2005				CUT					
2004	T16								
2003	CUT								
2002	W/D	CUT	CUT	CUT	CUT				T38
1999		T50		CUT					
1998		T21		T14	CUT				

FedEx Cup Playoffs	THE NORTHERN TRUST	Dell Technologies Championship	BMW Championship	TOUR Championship
2019	CUT		T52	T16
2018	T60	T43		
2017	T10	T56	T5	T10
2016	T64	T46	T4	T15
2015	T39	T9	T41	T10
2014	T5	T29	T46	13
2013	T19	T4	T24	T26
2012	T38	T35	T54	T10
2011	2	T25	T22	T20
2010	1(P)	T11	T3	T25
2009	T28	T15	T10	
2008	CUT	CUT		
2007	T35	T41		

## Personal

- Got started in golf when his mother, Meg, upgraded the country club membership to include golf when he was 12 years old. He and his dad tried golf and were hooked.
- Father, Peter, is an excellent tennis player who was ranked No. 1 in doubles at one time in the state of Florida.
- Wife, Sybi, was a standout tennis player at Georgia Tech, where they met. They teamed in October 2009 to win the consolation title in the USTA National Husband/Wife Doubles Championship at the ATP Headquarters in Ponte Vedra Beach, Florida.
- Involved with Camp Twin Lakes, a Georgia program for children with serious illnesses, disabilities and other life challenges, as well as the Ronald McDonald House of Jacksonville.



# Anirban Lahiri (la-HERE-ree)

**Height:** 5'9" (1.75 m)  
**Weight:** 175 (79 kg)  
**Age:** 32 (June 29, 1987)  
**Birthplace:** Pune, India  
**Residence:** Palm Beach Gardens, Florida  
**Family:** Wife, Ipsa Jammwal; Tisya

**Special Interests:** Gaming on PS4, cooking and listening to music.  
**Turned Professional:** 2007  
**City plays from:** Bangalore, India

## Exempt Status

Top 50 from 2019 Korn Ferry Tour (thru 2019-20)

## Career Victories

### International Victories (18):

**2009** Haryana Open [India]. **2009** BILT Open [India]. **2010** Players Championship [India]. **2010** Players Championship [India]. **2010** BILT Open [India]. **2011** Players Championship [India]. **2011** Players Championship [India]. **2013** Tour Championship [India]. **2013** Eagleburg Open [India]. **2013** Players Championship [India]. **2011** Panasonic Open [Asia]. **2012** SAIL-SBI Open [Asia]. **2013** SAIL-SBI Open [Asia]. **2014** CIMB Niaga Indonesian Masters [Asia]. **2014** Venetian Macau Open [Asia]. **2015** Maybank Malaysian Open [Eur]. **2015** Hero Indian Open [Eur].

## 2018-19 Season Highlights

Collected one top-10 and 14 made cuts in 23 starts to finish No. 178 in the FedExCup standings, but earned one of the 25 PGA TOUR cards available through the Korn Ferry Tour Finals at No. 10 on the Finals points list. Entered the 2019-20 season 21st in the final priority ranking. Best result of the season came at the Mayakoba Golf Classic (T10).

## PGA TOUR

**Mayakoba Golf Classic** - Shot four sub-70 rounds for a T10 at the Mayakoba Golf Classic. Marked second time in 87th start posting four sub-70 rounds in a tournament.

## Korn Ferry Tour

**Nationwide Children's Hospital Championship** - Fired four rounds under-par to finish T7 at Ohio State University Golf Club's Scarlet Course. **Albertsons Boise Open presented by Kraft Nabisco** - Carded a final-round 66 en route to a T5 finish at 16-under at the Albertsons Boise Open presented by Kraft Nabisco. The finish secured his return to the PGA TOUR for the 2019-20 season.

## National Team Selections

**Presidents Cup** : 2015, 2017 **World Cup** : 2013, 2018 **Olympic Games** : 2016 **Eurasia Cup** : 2016

## Career Records

PGA TOUR (Playoff Record: 0 - 0)											
Season	Events	Rounds	1st	2nd	3rd	Top 10	Top 25	Cuts Made	Cuts Missed	WD	FedExCup Rank
<b>Total:</b>	<b>106</b>	<b>342</b>		<b>1</b>	<b>1</b>	<b>10</b>	<b>18</b>	<b>72</b>	<b>34</b>		
2019	23	69				1	2	14	9	178	\$419,620
2018	24	82				4	6	17	7	99	\$1,441,205
2017	22	72		1	1	3	7	14	8	51	\$1,944,289
2016	21	69				1	2	16	5	119	\$835,171
2015	12	38				1	1	9	3		
2014	3	8						1	2		
2012	1	4						1			
(A) - Amateur											

Korn Ferry Tour (Playoff Record: 0 - 0)											
Season	Events	Rounds	1st	2nd	3rd	Top 10	Top 25	Cuts Made	Cuts Missed	WD	Priority Rank
<b>Total:</b>	<b>4</b>	<b>16</b>				<b>3</b>	<b>4</b>	<b>4</b>			
2019	2	8				2	2	2			21
2015	2	8				1	2	2			32
(A) - Amateur											

## Top Tournaments

PGA TOUR	THE PLAYERS Championship	Masters Tournament	PGA Championship	U.S. Open	The Open Championship	WGC-HSBC Champions	WGC-Mexico	WGC-Dell Technologies Match Play	WGC-FedEx St. Jude Inv
2019	T74			CUT					
2018	CUT		CUT		CUT				T6
2017	CUT		75		CUT				
2016		T42	CUT	CUT	T68	T40	T28	T28	T33
2015	CUT	T49	T5	CUT	T30	T28	T71	T34	T53
2014			CUT						
2012					T31				

FedExCup Playoffs			
THE NORTHERN TRUST	Dell Technologies Championship	BMW Championship	TOUR Championship
2018 T71	CUT		
2017 CUT	T56	T9	

## Personal

- At age 8, his father, an Army officer, introduced him to the game.
- Practices Vipassana meditation.
- Speaks Bengali, Hindi and Punjabi, in addition to English.



# Martin Laird

**Height:** 6'2" (1.88 m)  
**Weight:** 190 (86 kg)  
**Age:** 36 (December 29, 1982)  
**Birthplace:** Glasgow, Scotland  
**Residence:** Scottsdale, Arizona  
**Family:** Wife, Meagan; Jack, Hannah Katherine

**Education:** Colorado State University (2004, Marketing)  
**Special Interests:** European soccer, watching sports, music, cars  
**Turned Professional:** 2004  
**City plays from:** Glasgow, Scotland

## Exempt Status

Top 125 in 2018-19 FedExCup standings (thru 2019-20)

## Career Victories

### PGA TOUR Victories (3):

**2009 (1)** Justin Timberlake Shriners Hospitals for Children Open. **2011 (1)** Arnold Palmer Invitational presented by MasterCard. **2013 (1)** Valero Texas Open.

### Korn Ferry Tour Victories (1):

**2007 (1)** Athens Regional Foundation Classic.

### International Victories (1):

## 2018-19 Season Highlights

Qualified for the FedExCup Playoffs for the 10th time in 12 seasons, ending the season at No. 121 in the FedExCup standings. Earned four top-10s on the season including at the Barbasol Championship (T6) and Barracuda Championship (T7) in back-to-back weeks. Made 18 cuts in 26 starts.

## PGA TOUR

**Sanderson Farms Championship** - Following an even-par 72 in round one of the Sanderson Farms Championship, recorded scores of 67-66-70 to finish T7 with six others at 13-under 275.

## National Team Selections

**World Cup** : 2011, 2013, 2018

## Career Records

PGA TOUR (Playoff Record: 1 - 2)												
Season	Events	Rounds	1st	2nd	3rd	Top 10	Top 25	Cuts Made	Cuts Missed	WD	FedExCup Rank	Earnings
<b>Total:</b>	<b>287</b>	<b>925</b>	<b>3</b>	<b>6</b>	<b>3</b>	<b>39</b>	<b>74</b>	<b>192</b>	<b>94</b>	<b>1</b>		<b>\$17,518,489</b>
2019	26	80				4	5	18	8		121	\$863,054
2018	22	65				3	7	14	8		115	\$1,017,580
2017	25	83			1	5	8	18	6	1	56	\$1,759,706
2016	24	78		1		3	6	17	7		77	\$1,224,680
2015	24	77			1	3	6	15	9		99	\$1,124,988
2014	20	62				1	5	13	7		127	\$583,663
2013	21	68	1			2	3	13	8		74	\$1,755,393
2012	22	73		2		3	7	17	5		64	\$2,172,883
2011	23	76	1		1	6	11	17	6		31	\$2,676,509
2010	26	91		2		4	6	18	8		11	\$2,137,928
2009	24	72	1	1		2	5	12	12		146	\$1,349,354
2008	29	98				3	5	20	9		68	\$852,752
2007	1	2							1			

(A) - Amateur

Korn Ferry Tour (Playoff Record: 0 - 0)												
Season	Events	Rounds	1st	2nd	3rd	Top 10	Top 25	Cuts Made	Cuts Missed	WD	Priority Rank	Earnings
<b>Total:</b>	<b>48</b>	<b>151</b>	<b>1</b>		<b>1</b>	<b>5</b>	<b>10</b>	<b>27</b>	<b>21</b>			
2008	1	2							1			
2007	27	92	1		1	5	9	19	8			\$252,679
2005	19	55					1	8	11			\$18,488
2004	1	2							1			

(A) - Amateur

## Top Tournaments

PGA TOUR									
	THE PLAYERS Championship	Masters Tournament	PGA Championship	U.S. Open	The Open Championship	WGC-HSBC Champions	WGC-Mexico	WGC-Dell Technologies Match Play	WGC-FedEx St. Jude Inv
2019	CUT								
2018	T57								
2017	CUT		CUT	T32	CUT				
2016	CUT								
2015			CUT						
2014	CUT								
2013	T5	CUT	CUT	T21	T44				T48
2012	T2	T57	T42	CUT	T72		T24	T5	T29
2011	T69	T20	CUT	CUT	CUT		T10	T33	T11
2010	CUT		T48	CUT	CUT				T16
2009	T71				CUT	T54			
2007				CUT					

FedExCup Playoffs			
	THE NORTHERN TRUST	Dell Technologies Championship	BMW Championship
2019	83		
2018	T73		
2017	T20	T40	T44
2016	T18	CUT	
2015	CUT		
2013	T72	CUT	
2012	T71	CUT	T62
2011	T58	T74	T12
2010	2 (P)	T25	T50
2008	T7	T50	T55

TOUR Championship

## Personal

- Has the flag of his home country, Scotland, on his golf belt, golf bag and golf balls.
- Became an ambassador to ClubGolf in Scotland whose goal is to introduce golf to every Scottish child by age 9.
- His wife, Meagan, is actively involved with the PGA TOUR Wives Association and both help with various events the PGATWA sponsors throughout the year.
- Lists his dad and Greg Norman as his heroes.
- Actually learned to play the game left-handed, before later switching sides.



# Andrew Landry

**Height:** 5'7" (1.7 m)  
**Weight:** 150 (68 kg)  
**Age:** 32 (August 7, 1987)  
**Birthplace:** Port Neches-Groves, Texas  
**Residence:** Austin, Texas  
**Family:** Wife, Elizabeth, Brooks Ryan

**Education:** University of Arkansas (2009, Communications)  
**Special Interests:** Fishing, hiking, traveling, anything outdoors  
**Turned Professional:** 2009  
**City plays from:** Austin, TX, United States

## Exempt Status

Tournament winner (thru 2019-20)

## Career Victories

### PGA TOUR Victories (1):

**2018 (1)** Valero Texas Open.

### Korn Ferry Tour Victories (2):

**2015 (1)** Cartagena de Indias at Karibana Championship Presented by Prebuild. **2017 (1)** The Bahamas Great Abaco Classic at The Abaco Club.

## 2018-19 Season Highlights

Qualified for the FedExCup Playoffs for the second consecutive season and second total, finishing the season at No. 96 in the FedExCup standings. Earned one top-10 and made 15 cuts in 25 starts.

## PGA TOUR

**John Deere Classic** - Held a share of the 54-hole lead en route to a third-place result at the John Deere Classic. Represented his second top-10 in three starts at the event. Led the field in Sand Saves (4/4). **Wyndham Championship** - Finished T19 at the Wyndham Championship to play his way into the FedExCup Playoffs, moving from No. 132 to No. 123 in the standings.

## Career Records

### PGA TOUR (Playoff Record: 0 - 1)

Season	Events	Rounds	1st	2nd	3rd	Top 10	Top 25	Cuts Made	Cuts Missed	WD	FedExCup Rank	Earnings
<b>Total:</b>	<b>71</b>	<b>205</b>	<b>1</b>	<b>1</b>	<b>1</b>	<b>7</b>	<b>11</b>	<b>39</b>	<b>30</b>	<b>2</b>		
2019	25	74			1	1	4	15	10		96	\$887,405
2018	27	80	1	1		5	5	15	10	2	37	\$2,642,179
2016	18	49				1	2	9	9		178	\$373,980
2015	1	2							1			

(A) - Amateur

### Korn Ferry Tour (Playoff Record: 0 - 0)

Season	Events	Rounds	1st	2nd	3rd	Top 10	Top 25	Cuts Made	Cuts Missed	WD	Priority Rank	Earnings
<b>Total:</b>	<b>54</b>	<b>179</b>	<b>2</b>	<b>1</b>	<b>2</b>	<b>10</b>	<b>20</b>	<b>36</b>	<b>18</b>	<b>1</b>		<b>\$595,822</b>
2017	22	82	1	1	2	8	13	20	2	1	4	\$388,894
2016	6	16				1	2	2	4		81	\$30,547
2015	23	75	1			1	5	14	9		45	\$176,382
2011	1	2							1			
2010	1	2										
2009	1	2							1			

(A) - Amateur

## Top Tournaments

PGA TOUR	THE PLAYERS Championship	Masters Tournament	PGA Championship	U.S. Open	The Open Championship	WGC-HSBC Champions	WGC-Mexico	WGC-Dell Technologies Match Play	WGC-FedEx St. Jude Inv
2019	T47	T46							
2018	T67		T50		CUT				T57
2016				T15					

### FedExCup Playoffs

	THE NORTHERN TRUST	Dell Technologies Championship	BMW Championship	TOUR Championship
2019	T30			
2018	T76	T58	T35	

## Personal

- If he were not a professional golfer, says he would be a fishing guide.
- Favorite food is crawfish and raw oysters.
- Favorite professional teams include the Los Angeles Dodgers and Atlanta Braves.
- Most famous person he's met is President George W. Bush while fishing in Dallas.
- Once shot 58 at his home course, nine-hole "Pea Patch" in Groves, Texas (since closed down), which played about 6,300 yards. "Fifty-eight is 58," he says.



# Nate Lashley

**Height:** 6'1" (1.83 m)  
**Weight:** 190 (86 kg)  
**Age:** 36 (December 12, 1982)  
**Birthplace:** Scottsbluff, Nebraska  
**Residence:** Scottsdale, Arizona  
**Family:** Single

**Education:** University of Arizona (2005)  
**Special Interests:** Water sports, skiing, hunting  
**Turned Professional:** 2005  
**City plays from:** Scottsdale, AZ, United States

## Exempt Status

Tournament winner (thru 2020-21)

## Career Victories

### PGA TOUR Victories (1):

**2019 (1)** Rocket Mortgage Classic.

### Korn Ferry Tour Victories (1):

**2017 (1)** Corales Puntacana Resort and Club Championship.

### PGA TOUR Latinoamerica Victories (3):

**2016 (3)** San Luis Championship, Copa Diners Club International, Shell Championship.

### Other Victories (6):

**2015** Utah Open. **2011** Waterloo Open. **2010** Waterloo Open. **2010** Wyoming Open. **2010** Colorado Open. **2009** Utah Open.

## 2018-19 Season Highlights

Earned first career PGA TOUR title at the inaugural Rocket Mortgage Classic after being the last player (third alternate) to get in the field and qualified for the FedExCup Playoffs for the first time in his career, ending the season at No. 57 in the FedExCup standings following the BMW Championship. Recorded two top-10s and made 14 cuts in 21 starts.

## PGA TOUR

**Puerto Rico Open** - Earned first career top-10 at the Puerto Rico Open with a T8. Held a share of the 36-hole lead, his first lead/co-lead after any round on the PGA TOUR. **Rocket Mortgage Classic** - After being the last player to get into the field (third alternate), won the inaugural Rocket Mortgage Classic by six shots over Doc Redman to earn first PGA TOUR victory in wire-to-wire fashion. Became the first alternate to win on TOUR since Vaughn Taylor at the 2016 AT&T Pebble Beach Pro-Am. Became the seventh player since the start of the 2016-17 season to win by six shots or more, joining Dustin Johnson (2), Michael Kim, Hideki Matsuyama, Francesco Molinari, Rory McIlroy and Justin Thomas. Prior to final-round 70, the last two players to win after shooting 70 or higher in the final round were Tiger Woods (Masters Tournament) and Brooks Koepka (PGA Championship). Failed to advance from the Monday Qualifier and got in as an alternate when David Berganio, Jr. withdrew on Wednesday.

## Career Records

PGA TOUR (Playoff Record: 0-0)												
Season	Events	Rounds	1st	2nd	3rd	Top 10	Top 25	Cuts Made	Cuts Missed	WD	FedExCup Rank	Earnings
<b>Total:</b>	<b>39</b>	<b>117</b>	<b>1</b>			<b>2</b>	<b>8</b>	<b>22</b>	<b>17</b>			
2019	21	68	1			2	6	14	7		57	\$2,030,287
2018	17	47					2	8	9		172	\$296,650
2006	1	2							1			

(A) - Amateur

Korn Ferry Tour (Playoff Record: 0-0)												
Season	Events	Rounds	1st	2nd	3rd	Top 10	Top 25	Cuts Made	Cuts Missed	WD	Priority Rank	Earnings
<b>Total:</b>	<b>59</b>	<b>178</b>	<b>1</b>		<b>1</b>	<b>7</b>	<b>16</b>	<b>33</b>	<b>21</b>	<b>5</b>		<b>\$342,997</b>
2019	1	2							1			
2018	7	21				1	1	4	2	1	93	\$24,140
2017	24	84	1		1	5	12	19	3	3	22	\$274,486
2016	12	40				1	3	8	4			\$39,977
2012	1	2							1			
2006	14	29						2	10	1		\$4,394

(A) - Amateur

## Top Tournaments

PGA TOUR									
THE PLAYERS Championship	Masters Tournament	PGA Championship	U.S. Open	The Open Championship	WGC-HSBC Champions	WGC-Mexico	WGC-Dell Technologies Match Play	WGC-FedEx St. Jude Inv	
2019			128	CUT					120

FedExCup Playoffs			
THE NORTHERN TRUST	Dell Technologies Championship	BMW Championship	TOUR Championship
2019	CUT	69	

## Personal

- An outstanding high school student, he was an academic letter winner, won the United States National Mathematics Award and was a U.S. Army Scholar Athlete Award winner.
- His hidden talent is basketball. He earned all-state honors in basketball three times during his high school career in Nebraska.
- Got his start in golf from his parents at the age of 8.
- Worked as a real estate agent after college.
- Steak and sushi are his top food choices.
- Enjoys sporting events (especially Nebraska Huskers football) and outdoor activities like boating, hiking, hunting and snowboarding.
- While a college junior at the University of Arizona, his parents and girlfriend were killed in a plane crash on their trip home after flying to see him compete in a tournament.



# Hank Lebioda

(Lee-be-ode-uh)

**Height:** 5'11" (1.8 m)  
**Weight:** 180 (81 kg)  
**Age:** 25 (January 14, 1994)  
**Birthplace:** Orlando, Florida  
**Residence:** Orlando, Florida  
**Family:** Wife, Mary

**Education:** Florida State University (2016, Finance)  
**Special Interests:** Going to the beach  
**Turned Professional:** 2016  
**City plays from:** Orlando, FL, United States

## Exempt Status

Top 50 from 2019 Korn Ferry Tour (thru 2019-20)

## Career Victories

### Mackenzie Tour-PGA TOUR Canada Victories (1):

2017 (1) Mackenzie Investments Open presented by Jaguar Laval.

## Player Statistics

**Career Low Round:** 64 - 2019 Barbasol Championship (Round 2)

**Career High FedExCup Rank:** #121 : 2019 Zurich Classic of New Orleans

**Career High Official World Golf Rank:** #332 : 2018 A Military Tribute at The Greenbrier

**Career Largest Paycheck:** \$163,338 : 2019 Zurich Classic of New Orleans (Finished 5)

## 2018-19 Season Highlights

In his rookie season, earned one top-10 and made 15 cuts in 23 starts to finish No. 148 in the FedExCup standings, but earned one of the 25 PGA TOUR cards available through the Korn Ferry Tour Finals at No. 19 on the Finals points list. Entered the 2019-20 season 39th in the final priority ranking. Lone top-10 on the PGA TOUR came at the Zurich Classic of New Orleans (T5 with partner Curtis Luck).

## PGA TOUR

**Zurich Classic of New Orleans** - Playing in the Zurich Classic of New Orleans as a sponsor exemption with Curtis Luck as a teammate, posted 20-under with rounds of 67-66-64-71 at TPC Louisiana to finish T5. Recorded first career top-10 on the PGA TOUR.

## National Team Selections

**Aruba Cup** : 2017

## Career Records

### PGA TOUR (Playoff Record: 0 - 0)

Season	Events	Rounds	1st	2nd	3rd	Top 10	Top 25	Cuts Made	Cuts Missed	WD	FedExCup Rank	Earnings
<b>Total:</b>	<b>23</b>	<b>70</b>				<b>1</b>	<b>3</b>	<b>15</b>	<b>8</b>			
2019	23	70				1	3	15	8		148	\$656,802

(A) - Amateur

### Korn Ferry Tour (Playoff Record: 0 - 0)

Season	Events	Rounds	1st	2nd	3rd	Top 10	Top 25	Cuts Made	Cuts Missed	WD	Priority Rank	Earnings
<b>Total:</b>	<b>29</b>	<b>98</b>		<b>1</b>		<b>4</b>	<b>9</b>	<b>20</b>	<b>9</b>			<b>\$201,425</b>
2019	3	10					2	2	1		39	\$31,667
2018	26	88		1		4	7	18	8		49	\$169,758

(A) - Amateur

## Personal

- Started playing golf when he was young and was bribed with ice cream to practice by his dad.
- Favorite golf course he has played is Olympia Fields outside Chicago, in part due to the fact he posted an ace during a round on the course.
- In December 2012 as a freshman in college, was diagnosed with Crohn's Disease. Supports the Crohn's and Colitis Foundation.
- Aspirations outside of golf including to build his own home.
- Played golf at Florida State and is a huge FSU fan.



# Nelson Ledesma

**Height:** 5'10" (1.78 m)  
**Weight:** 211 (95 kg)  
**Age:** 29 (July 25, 1990)  
**Birthplace:** Tucuman, Argentina  
**Residence:** Tucuman, Argentina  
**Family:** Wife, Eluu Otero; Lorenzo

**Special Interests:** Soccer  
**Turned Professional:** 2007  
**City plays from:** Tucuman, Argentina

## Exempt Status

Top 50 from 2019 Korn Ferry Tour (thru 2019-20)

## Career Victories

### Korn Ferry Tour Victories (2):

**2018 (1)** LECOM Health Challenge. **2019 (1)** TPC Colorado Championship at Heron Lakes.

### PGA TOUR Latinoamerica Victories (1):

**2017 (1)** 86 Abierto OSDE del Centro presentado por FiberCorp.

### International Victories (7):

**2011** Argentina [TLA]. **2016** Angel Cabrera Tour Grand Final [Arg].

### Other Victories (1):

**2017** 86 Abierto OSDE del Centro presentado por FiberCorp.

## 2018-19 Season Highlights

Won the TPC Colorado Championship at Heron Lakes on the Korn Ferry Tour and secured PGA TOUR membership for the first time by finishing No. 8 on the Korn Ferry Tour Regular Season points list. Entered the 2019-20 season 22nd in the final priority ranking. Finished the Korn Ferry Tour season with five top-10s and made 11 cuts in 23 starts.

## Korn Ferry Tour

**LECOM Suncoast Classic** - Carded four rounds in the 60s to finish T7 at the LECOM Suncoast Classic. **Dormie Network Classic at Briggs Ranch** - Tied his best result of the year with a T7 in San Antonio finishing the week at 17-under 271. **KC Golf Classic** - Led after 54 holes and finished T2 at 10-under 278 at the KC Golf Classic, his highest finish since winning in 2018. **Lincoln Land Championship presented by LRS** - Carded rounds of 65-65 on the weekend to rise to a T3 finish at 14-under at the Lincoln Land Championship presented by LRS. The finish marked his third top-10 in his last seven starts. **TPC Colorado Championship at Heron Lakes** - Earned his second career Korn Ferry Tour title in dramatic fashion, birdieing the 18th hole on Sunday – the most difficult hole for the week – to top Brett Coletta by one at 15-under at the inaugural TPC Colorado Championship at Heron Lakes. Earned his first PGA TOUR card for the 2019-20 season with the win.

## National Team Selections

**Aruba Cup** : 2017

## Career Records

### PGA TOUR (Playoff Record: 0 - 0)

Season	Events	Rounds	1st	2nd	3rd	Top 10	Top 25	Cuts Made	Cuts Missed	WD	FedExCup Rank	Earnings
<b>Total:</b>	<b>1</b>	<b>2</b>							<b>1</b>			
2012	1	2							1			

(A) - Amateur

### Korn Ferry Tour (Playoff Record: 0 - 0)

Season	Events	Rounds	1st	2nd	3rd	Top 10	Top 25	Cuts Made	Cuts Missed	WD	Priority Rank	Earnings
<b>Total:</b>	<b>47</b>	<b>139</b>	<b>2</b>	<b>1</b>	<b>1</b>	<b>6</b>	<b>10</b>	<b>23</b>	<b>22</b>	<b>2</b>		
2019	23	67	1	1	1	5	7	11	11	1	22	\$259,106
2018	24	72	1			1	3	12	11	1	108	\$152,454

(A) - Amateur

## Personal

- Originally from Tucuman, Argentina, the same hometown as Andres Romero, who inspired him to pursue a PGA TOUR career.
- Was introduced to golf as a caddie at age 12 and turned professional four years later.
- Soccer is his favorite sport away from golf. Argentine professional sports club River Plate is his favorite team.



# Danny Lee

**Height:** 5'11" (1.8 m)  
**Weight:** 175 (79 kg)  
**Age:** 29 (July 24, 1990)  
**Birthplace:** Seoul, South Korea  
**Residence:** Irving, Texas  
**Family:** Wife, Yoomi; Roi Theodore, Robin

**Education:** Sungkyunkwan University  
**Turned Professional:** 2009  
**City plays from:** Rotorua, New Zealand

## Exempt Status

Top 125 in 2018-19 FedExCup standings (thru 2019-20)

## Career Victories

### PGA TOUR Victories (1):

**2015 (1)** The Greenbrier Classic.

### Korn Ferry Tour Victories (1):

**2011 (1)** WNB Golf Classic.

### International Victories (1):

**2009** Johnnie Walker Classic [Eur].

## 2018-19 Season Highlights

Qualified for the FedExCup Playoffs for the sixth consecutive season and finished No. 73 in the FedExCup standings. Entered the first FedExCup Playoffs event inside the top 70 but was eliminated from the Playoffs after finishing 81st at THE NORTHERN TRUST. Season included five top-25s, highlighted by three top-10s, and 15 made cuts in 27 starts.

## PGA TOUR

**Safeway Open** - In his fifth start in the Safeway Open, posted scores of 69-68-72-69--278 (-10) to finish T10, his first top-10 in the tournament. **Mayakoba Golf Classic** - Notched a final-round 65 to finish second and one stroke back of Matt Kuchar at the Mayakoba Golf Classic for his best result since winning A Military Tribute at The Greenbrier in 2015. Marked his second runner-up finish on the PGA TOUR (T2/2015 TOUR Championship). Played the par-3 holes 6-under for the week. **Valero Texas Open** - Tied six others for seventh at the Valero Texas Open. Played the par-4 fifth hole in 6-under for the week (two birdies, two eagles). Marked his first top-10 in six starts at the event.

## National Team Selections

**Presidents Cup** : 2015 **World Cup** : 2009, 2016 **Olympic Games** : 2016 **Eisenhower Trophy** : 2008

## Career Records

PGA TOUR (Playoff Record: 1 - 0)												
Season	Events	Rounds	1st	2nd	3rd	Top 10	Top 25	Cuts Made	Cuts Missed	WD	FedExCup Rank	Earnings
<b>Total:</b>	<b>224</b>	<b>665</b>	<b>1</b>	<b>3</b>	<b>3</b>	<b>22</b>	<b>51</b>	<b>128</b>	<b>87</b>	<b>9</b>		<b>\$11,388,751</b>
2019	27	81		1		3	5	15	11		73	\$1,524,126
2018	30	86				3	8	15	13	1	97	\$1,269,386
2017	32	89			1	4	9	19	11	4	70	\$1,611,331
2016	28	90				2	6	21	7	2	92	\$1,405,722
2015	36	120	1	1	2	8	13	24	11	1	9	\$3,965,933
2014	28	80		1		1	3	13	15		88	\$781,295
2013	1	4					1	1				
2012	26	70					3	13	10	1	159	\$359,112
2010	2	4							2			
2009	11	33				1	2	6	5			
	1(A)	2							1			
2008	2(A)	6					1	1	1			
(A) - Amateur												

Korn Ferry Tour (Playoff Record: 1 - 0)												
Season	Events	Rounds	1st	2nd	3rd	Top 10	Top 25	Cuts Made	Cuts Missed	WD	Priority Rank	Earnings
<b>Total:</b>	<b>49</b>	<b>162</b>	<b>1</b>	<b>3</b>	<b>1</b>	<b>16</b>	<b>22</b>	<b>34</b>	<b>14</b>			
2013	23	77		1		5	9	16	7		27	\$209,153
2012	5	18		1		1	2	4	1			\$66,668
2011	18	59	1	1	1	9	10	13	4			\$326,100
2009	3(A)	8				1	1	1	2			
(A) - Amateur												

## Top Tournaments

PGA TOUR									
	THE PLAYERS Championship	Masters Tournament	PGA Championship	U.S. Open	The Open Championship	WGC-HSBC Champions	WGC-Mexico	WGC-Dell Technologies Match Play	WGC-FedEx St. Jude Inv
2019	CUT		T36						
2018	T7								
2017	CUT		CUT						
2016	T35	T17	T56	T57	CUT	T58	T42	T51	56
2015	CUT			CUT	CUT				T6
2009		CUT	T43			T66			T51

FedExCup Playoffs			
	THE NORTHERN TRUST	Dell Technologies Championship	BMW Championship
2019	81		
2018	T34	T49	
2017	CUT		W/D
2016	CUT		
2015	T30	T33	
2014	T38	T35	

## Personal

- Often engages in pranks at tournaments with fellow PGA TOUR player Rickie Fowler.
- Favorite college team is Southern California and the Dallas Cowboys are his favorite pro team.
- Attended Sungkyunkwan University for his freshman year.
- Attended Rotorua Boy's High School and has established a Danny Lee Scholarship at the school.
- Family moved from native South Korea to New Zealand when he was age 8.
- Is a citizen of New Zealand.



# Kyoung-Hoon Lee

**Height:** 5'9" (1.75 m)  
**Weight:** 176 (80 kg)  
**Age:** 28 (August 24, 1991)  
**Birthplace:** Seoul, South Korea  
**Residence:** Goyang City, Korea  
**Family:** Wife, Joo Yeon Yu

**Education:** Korea National Sport University (2014)  
**Special Interests:** Singing karaoke  
**Turned Professional:** 2010  
**City plays from:** Seoul, South Korea

## Exempt Status

Top 125 in 2018-19 FedExCup standings (thru 2019-20)

## Career Victories

### International Victories (3):

**2012** Nagashima Shigeo Invitational Sega Sammy Cup [Jpn]. **2015** Honma Tourworld Cup [Jpn]. **2015** Kolon Korea Open [OneAsia].

## Player Statistics

**Career Low Round: 64** - 2019 Travelers Championship (Round 1)

**Career High FedExCup Rank: #77** : 2019 Zurich Classic of New Orleans

**Career High Official World Golf Rank: #115** : 2017 OHL Classic at Mayakoba

**Career Largest Paycheck:** \$256,413 : 2019 Zurich Classic of New Orleans (Finished 3)

## 2018-19 Season Highlights

Was one of eight rookies to qualify for the FedExCup Playoffs and ended the season No. 108 in the FedExCup standings. Recorded two top-10s and made 16 of 30 cuts.

## PGA TOUR

**The Honda Classic** - Recorded his first top-10 on the PGA TOUR with a T7 at The Honda Classic. Opened with three scores in the 60s to enter the final round one shot off the lead before recording a 71. Hit 50 of 72 greens, tied with three others for best in the field. **Zurich Classic of New Orleans** - Partnered with Matt Every in the Zurich Classic of New Orleans to finish T3. After beginning the final round (Foursomes) T22, posted a 4-under 68, including a birdie-eagle start, to move jump 19 spots on the leaderboard. Represented first top-five on the PGA TOUR. **the Memorial Tournament presented by Nationwide** - Held the first lead/co-lead after any round of his PGA TOUR career, standing T1 after the second round of the Memorial Tournament presented by Nationwide before finishing T37.

## Career Records

### PGA TOUR (Playoff Record: 0-0)

Season	Events	Rounds	1st	2nd	3rd	Top 10	Top 25	Cuts Made	Cuts Missed	WD	FedExCup Rank	Earnings
<b>Total:</b>	<b>32</b>	<b>90</b>			<b>1</b>	<b>2</b>	<b>5</b>	<b>17</b>	<b>14</b>	<b>1</b>		
2019	30	84			1	2	5	16	13	1	108	\$1,061,457
2018	1	4						1				
2014	1	2							1			
(A) - Amateur									1			

### Korn Ferry Tour (Playoff Record: 0-0)

Season	Events	Rounds	1st	2nd	3rd	Top 10	Top 25	Cuts Made	Cuts Missed	WD	Priority Rank	Earnings
<b>Total:</b>	<b>69</b>	<b>215</b>		<b>3</b>	<b>2</b>	<b>9</b>	<b>18</b>	<b>39</b>	<b>30</b>			<b>\$448,654</b>
2018	25	81		3	1	5	9	16	9		15	\$267,671
2017	26	81			1	3	6	15	11		65	\$122,555
2016	18	53				1	3	8	10			\$58,427
(A) - Amateur												

## Top Tournaments

PGA TOUR	THE PLAYERS Championship	Masters Tournament	PGA Championship	U.S. Open	The Open Championship	WGC-HSBC Champions	WGC-Mexico	WGC-Dell Technologies Match Play	WGC-FedEx St. Jude Inv
2019				CUT					
2014				CUT					

FedExCup Playoffs	THE NORTHERN TRUST	Dell Technologies Championship	BMW Championship	TOUR Championship
2019	CUT			

## Personal

- Goes by "K.H. Lee."
- Graduated from high school in Seoul in 2010. Attended Korean Sports University, the same school as fellow 2018 Korn Ferry Tour grad Sungjae Im.
- Is an only son.
- If not a professional golfer, would be a singer. Took lessons in South Korea and considered a career as a singer. While he is shy singing in front of others, has a very good voice. Enjoys listening to rock music.
- Was a shot put athlete before taking up golf at age 13. Started golf to lose weight, but ended up falling in love with the game.
- Motto is "A rolling stone gathers no moss."
- Bucket list item is a tour around the world and riding a motorcycle.
- Started a junior golf tournament in Seoul, titled the Lee Kyoung Hoon Junior Golf Tournament held every April/May. Grew up playing junior golf tournaments and wanted to return the favor.
- Close with LPGA players Sei Young Kim and Hana Han.



# Marc Leishman

(LEESH-mun)

**Height:** 6'2" (1.88 m)  
**Weight:** 200 (91 kg)  
**Age:** 35 (October 24, 1983)  
**Birthplace:** Warrnambool, Victoria, Australia  
**Residence:** Virginia Beach, Virginia  
**Family:** Wife, Audrey; Harvey Andrew, Oliver Ray, Eva Florence

**Special Interests:** Surfing, cricket  
**Turned Professional:** 2005  
**City plays from:** Melbourne, Australia

## Exempt Status

Winner, Arnold Palmer Invitational or Memorial Tournament (thru 2021-22)

## Career Victories

### PGA TOUR Victories (4):

**2012 (1)** Travelers Championship. **2017 (2)** Arnold Palmer Invitational presented by Mastercard, BMW Championship. **2019 (1)** CIMB Classic.

### Korn Ferry Tour Victories (1):

**2008 (1)** WNB Golf Classic.

### International Victories (5):

**2006** Queensland Cairns Classic [Aus]. **2006** Toyota Southern Classic [Aus]. **2007** Toyota Southern Classic [Aus]. **2006** Jisan Resort Open [Kor]. **2015** Nedbank Golf Challenge [Eur].

## 2018-19 Season Highlights

Claimed a five-shot victory at the CIMB Classic in his first start of the season for his fourth career victory on the PGA TOUR and qualified for the TOUR Championship for the third consecutive season (fourth total), finishing in a tie for 24th in the FedExCup standings. Marked 11th consecutive appearance in the FedExCup Playoffs. Earned seven top-10s and made 17 cuts in 21 starts.

## PGA TOUR

**CIMB Classic** - Recorded a final-round 7-under 65 at the CIMB Classic for a five-shot victory, his fourth win on the PGA TOUR. Grabbed a share of the 54-hole lead with Shubhankar Sharma and Gary Woodland after playing the first three rounds in 19-under. Was bogey-free en route to a 10-under 62 in round two. Win came in his 250th start at the age of 34 years, 11 months, 21 days. **ISPS Handa Melbourne World Cup of Golf** - With partner Cameron Smith, nearly delivered Australia's second ISPS HANDA Melbourne World Cup of Golf title in the last three visits to Melbourne after finishing runner up to Team Belgium. Carded a 10-under 62 in the opening Four-ball session to share the 18-hole lead with Korea and England. Began the final round six strokes behind Belgium before shooting a bogey-free 7-under 65 in the Foursomes format. Trimmed the deficit to two strokes when Smith holed out for birdie from a greenside bunker on the par-5 14th hole. **Sentry Tournament of Champions** - Collected second consecutive top-10 at the Sentry Tournament of Champions, finishing T4 following a T7 in 2018. Week was highlighted by matching 5-under 68s in rounds one and three. **Sony Open in Hawaii** - At 17-under 263, finished T3 and five strokes behind champion Matt Kuchar at the Sony Open in Hawaii. Closed with a bogey-free 6-under 64 to notch his third top-10 in 10 starts at the Sony Open in Hawaii. **Genesis Open** - T4 at the Genesis Open marked his fourth top-five of the 2018-19 season. Was one of two players to card four scores in the 60s (other: Charles Howell III). **World Golf Championships-Dell Technologies Match Play** - Advanced out of Group Play into the Round of 16 at the World Golf Championships-Dell Technologies Match Play, losing to Louis Oosthuizen, 2 and 1, for a T9 finish. **the Memorial Tournament presented by Nationwide** - Shot 12-under to finish fifth at the Memorial Tournament presented by Nationwide, his fourth top-15 in a five-year stretch at the event. **World Golf Championships-FedEx St. Jude Invitational** - Followed third-round 7-under 63 with a 67 in the final round to claim third place at the World Golf Championships-FedEx St. Jude Invitational, his second career solo-third at the event.

## National Team Selections

**Presidents Cup** : 2013, 2015, 2017 **World Cup** : 2016, 2018

## Career Records

PGA TOUR (Playoff Record: 0 - 2)												
Season	Events	Rounds	1st	2nd	3rd	Top 10	Top 25	Cuts Made	Cuts Missed	WD	FedExCup Rank	Earnings
<b>Total:</b>	<b>270</b>	<b>914</b>	<b>4</b>	<b>6</b>	<b>7</b>	<b>45</b>	<b>94</b>	<b>200</b>	<b>70</b>			<b>\$26,984,466</b>
2019	21	72	1		2	7	12	17	4	24		\$3,886,577
2018	25	90		2		6	10	22	3	29		\$3,771,221
2017	25	90	2		1	7	16	22	3	6		\$5,866,390
2016	25	86				2	8	20	5	68		\$1,566,824
2015	23	70		1		4	5	14	9	72		\$1,762,267
2014	24	80		1	2	6	9	18	6	58		\$2,558,657
2013	23	77				4	8	16	7	59		\$1,491,359
2012	23	84	1		1	2	5	19	4	46		\$1,933,761
2011	27	87			1	2	4	17	10	65		\$916,330
2010	26	87		1		2	9	17	9	44		\$1,488,837
2009	28	91		1		3	8	18	10	20		\$1,742,243

(A) - Amateur

Korn Ferry Tour (Playoff Record: 0 - 0)												
Season	Events	Rounds	1st	2nd	3rd	Top 10	Top 25	Cuts Made	Cuts Missed	WD	Priority Rank	Earnings
<b>Total:</b>	<b>35</b>	<b>112</b>	<b>1</b>	<b>1</b>	<b>1</b>	<b>7</b>	<b>12</b>	<b>22</b>	<b>13</b>			
2008	25	80	1	1		5	8	16	9			\$244,224
2007	8	26			1	2	4	5	3			\$63,643
2006	2	6						1	1			\$2,535

(A) - Amateur

## Top Tournaments

PGA TOUR									
THE PLAYERS Championship	Masters Tournament	PGA Championship	U.S. Open	The Open Championship	WGC-HSBC Champions	WGC-Mexico	WGC-Dell Technologies Match Play	WGC-FedEx St. Jude Inv	
2019 CUT	T49	CUT	T35	CUT		T62	T9		3
2018 T63	9	T71	T45	60	T38	T37	T52		T14
2017 CUT	T43	T13	T27	T6			T9		T41
2016 T64	CUT	T60	T18	T53	T11	T28	T51		55
2015 T24		CUT	CUT	T2 (P)	9		T9		T33
2014 T23	CUT	T46		T5			T33		3
2013 T8	T4	T12	CUT	CUT					
2012 45		T27		CUT	T18				T45
2011 CUT			T51						
2010 CUT	CUT	T48	CUT	T60		T63			

FedExCup Playoffs			
THE NORTHERN TRUST	Dell Technologies Championship	BMW Championship	TOUR Championship
2019 CUT		T19	T24
2018 T34	T21	T41	T21
2017 CUT	3	1	T24
2016 CUT	T46	T52	
2015 CUT	CUT		
2014 CUT	T65	T53	
2013 T1	T16	T39	
2012 CUT	T42	T65	
2011 T32	T42	T42	
2010 T36	T61	T11	
2009 CUT	T15	T2	T28

## Personal

- Likes to surf and watch Australian Rules Football but says his favorite sport is cricket. Says it's tough to explain cricket to Americans, but "it's a lot like golf because it lasts a long time, you have to pace yourself, requires strategic decision making, and you must take chances at the right time."
- Llists Greg Norman as one of his heroes as a youngster but modeled his game after Ernie Els.
- Launched the Begin Again Foundation in 2016. Inspired by wife Audrey's near death experience in April 2015, the Begin Again Foundation was born out of a fiery passion for helping others. The foundation works to bring life's most pressing needs to families experiencing medical and life crises.



# Tom Lewis

**Height:** 5'10" (1.78 m)  
**Weight:** 194 (88 kg)  
**Age:** 28 (January 05, 1991)  
**Birthplace:** Welwyn Garden City, England  
**Residence:** Welwyn Garden City, England

**Turned Professional:** 2011  
**City plays from:** Welwyn Garden City GC, England

## Exempt Status

Top 50 from 2019 Korn Ferry Tour (thru 2019-20)

## Career Victories

### Korn Ferry Tour Victories (1):

**2019 (1)** Korn Ferry Tour Championship presented by United Leasing & Finance.

### International Victories (3):

**2011** Portugal Masters [Eur]. **2018** Portugal Masters [Eur]. **2018** Bridgestone Challenge [Eur Chall].

## 2018-19 Season Highlights

Won the Korn Ferry Tour Championship and earned PGA TOUR membership by finishing No. 2 in the Korn Ferry Tour Finals 25, entering the 2019-20 season fifth in the final priority ranking. Win came in his only start on the Korn Ferry Tour. Made four starts on the PGA TOUR highlighted by a T11 at The Open Championship.

## National Team Selections

**Walker Cup** : 2011 **Eisenhower Trophy** : 2010

## Career Records

### PGA TOUR (Playoff Record: 0-0)

Season	Events	Rounds	1st	2nd	3rd	Top 10	Top 25	Cuts Made	Cuts Missed	WD	FedExCup Rank	Earnings
<b>Total:</b>	<b>10</b>	<b>28</b>					<b>2</b>	<b>6</b>	<b>4</b>			
2019	4	10					2	3	1			
2018	2	6						1	1			
2014	1	2							1			
2012	2	6						1	1			
2011	1 (A)	4						1				

(A) - Amateur

### Korn Ferry Tour (Playoff Record: 0-0)

Season	Events	Rounds	1st	2nd	3rd	Top 10	Top 25	Cuts Made	Cuts Missed	WD	Priority Rank	Earnings
<b>Total:</b>	<b>1</b>	<b>4</b>	<b>1</b>			<b>1</b>	<b>1</b>	<b>1</b>				
2019	1	4	1			1	1	1			5	\$180,000

(A) - Amateur

## Top Tournaments

PGA TOUR	THE PLAYERS Championship	Masters Tournament	PGA Championship	U.S. Open	The Open Championship	WGC-HSBC Champions	WGC-Mexico	WGC-Dell Technologies Match Play	WGC-FedEx St. Jude Inv
2019			CUT		T11		T65	T24	
2018				CUT	T47				
2014				CUT					
2012									74
2011					T30	76			

## Personal

- Was named after his father's golfing hero, Tom Watson. The two were paired together in the first two rounds of The 2011 Open Championship where Lewis carded a first-round 65, becoming the first amateur in the history of The Open to shoot 65 or better.
- From the same hometown and golf club as Sir Nick Faldo.



# Nicholas Lindheim

**Height:** 6'2" (1.88 m)  
**Weight:** 165 (74 kg)  
**Age:** 34 (November 9, 1984)  
**Birthplace:** Mission Viejo, California  
**Residence:** Satellite Beach, Florida  
**Family:** Wife, Gracie; Shyla Emerson, Myles Lincoln

**Special Interests:** Fishing, sports, hanging out with his family and his dog  
**Turned Professional:** 2006  
**City plays from:** Satellite Beach, FL, United States

## Exempt Status

Minor Medical Extension

## Career Victories

### Korn Ferry Tour Victories (2):

**2016 (1)** Utah Championship presented by Zions Bank. **2017 (1)** DAP Championship.

### PGA TOUR Latinoamerica Victories (2):

**2014 (1)** Arturo Calle Colombian Classic Presentado por Avianca. **2015 (1)** Mundo Maya Open presentado por Heineken.

## 2018-19 Season Highlights

Made the cut in five of 17 starts, earning one top-25 and finishing the season No. 198 in the FedExCup standings. Entered the 2019-20 season on a Minor Medical Extension with two starts available to earn 278 points to equal No. 125 on the 2018-19 FedExCup points list (Pat Perez/376).

## Player Statistics

**Career Low Round: 62** - 2019 AT&T Byron Nelson (Round 3)

**Career High FedExCup Rank: #59** - 2018 Sanderson Farms Championship

**Career High Official World Golf Rank: #238** - 2016 BMW Championship

**Career Largest Paycheck: \$154,840** - 2019 AT&T Byron Nelson (Finished 12)

## Career Records

PGA TOUR (Playoff Record: 0 - 0)												
Season	Events	Rounds	1st	2nd	3rd	Top 10	Top 25	Cuts Made	Cuts Missed	WD	FedExCup Rank	Earnings
<b>Total:</b>	<b>65</b>	<b>166</b>				<b>1</b>	<b>6</b>	<b>28</b>	<b>30</b>	<b>7</b>		
2019	17	37					1	5	10	2	198	\$227,124
2018	26	69				1	4	13	11	2	146	\$593,842
2017	21	56					1	9	9	3	197	\$175,107
2014	1	4						1				
(A) - Amateur												

Korn Ferry Tour (Playoff Record: 1 - 1)												
Season	Events	Rounds	1st	2nd	3rd	Top 10	Top 25	Cuts Made	Cuts Missed	WD	Priority Rank	Earnings
<b>Total:</b>	<b>66</b>	<b>205</b>	<b>2</b>	<b>1</b>	<b>1</b>	<b>9</b>	<b>20</b>	<b>38</b>	<b>25</b>	<b>4</b>		<b>\$671,993</b>
2019	3	5							2	1		
2018	4	16				1	3	4			34	\$59,169
2017	5	15	1			1	1	3	2	1	7	\$183,020
2016	21	61	1	1		2	6	10	10	1	14	\$241,747
2015	20	69			1	3	7	15	4	1	56	\$130,458
2014	12	37				2	3	6	6			\$57,599
2012	1	2							1			
(A) - Amateur												

## Top Tournaments

PGA TOUR	THE PLAYERS Championship	Masters Tournament	PGA Championship	U.S. Open	The Open Championship	WGC-HSBC Champions	WGC-Mexico	WGC-Dell Technologies Match Play	WGC-FedEx St. Jude Inv
2014				T56					

## Personal

- Favorite TV shows are "Wheel of Fortune" and "Jeopardy".
- Attended El Toro High School in Lake Forest, Calif. Played on the baseball team, where he was a pitcher. Injured his elbow and that led to him starting to play golf.
- Not many people know he grew up skateboarding and has only been playing golf since 2003, moving to Florida in 2007 to pursue a professional career.
- Took up the game at age of 19.
- Did not attend college.
- Sister was a highly recruited player at Florida State University.



# David Lingmerth

**Height:** 5'7" (1.7 m)  
**Weight:** 175 (79 kg)  
**Age:** 32 (July 22, 1987)  
**Birthplace:** Tranas, Sweden  
**Residence:** Ponte Vedra Beach, Florida  
**Family:** Wife, Megan; Leon David

**Education:** University of Arkansas  
**Special Interests:** Ice hockey  
**Turned Professional:** 2010  
**City plays from:** Tranas, Sweden

## Exempt Status

Past champion/veteran member beyond 150 in 2018-19 FedExCup (thru 2019-20)

## Career Victories

### PGA TOUR Victories (1):

**2015 (1)** the Memorial Tournament presented by Nationwide.

### Korn Ferry Tour Victories (1):

**2012 (1)** Neediest Kids Championship.

## Player Statistics

**Career Low Round: 62** - 2016 CareerBuilder Challenge in partnership with the Clinton Foundation (Round 3)

**Career High FedExCup Rank: #7** : 2013 Humana Challenge in partnership with the Clinton Foundation

**Career High Official World Golf Rank: #35** : 2016 Farmers Insurance Open

**Career Largest Paycheck:** \$1,116,000 : 2015 the Memorial Tournament presented by Nationwide (Finished 1)

## National Team Selections

**Arnold Palmer Cup** : 2010 **Olympic Games** : 2016 **World Cup** : 2016

## Career Records

### PGA TOUR (Playoff Record: 1 - 2)

Season	Events	Rounds	1st	2nd	3rd	Top 10	Top 25	Cuts Made	Cuts Missed	WD	FedExCup Rank	Earnings
<b>Total:</b>	<b>163</b>	<b>497</b>	<b>1</b>	<b>3</b>	<b>1</b>	<b>12</b>	<b>38</b>	<b>97</b>	<b>64</b>	<b>2</b>		
2019	13	29						4	9		228	\$71,644
2018	26	78					4	16	9	1	143	\$616,758
2017	23	75				1	6	17	6		94	\$1,070,754
2016	24	81		1		2	8	18	6		67	\$1,863,783
2015	28	90	1		1	4	10	17	11		37	\$2,736,378
2014	26	76				2	4	14	12		134	\$676,661
2013	23	68		2		3	6	11	11	1	75	\$1,748,109

(A) - Amateur

### Korn Ferry Tour (Playoff Record: 0 - 1)

Season	Events	Rounds	1st	2nd	3rd	Top 10	Top 25	Cuts Made	Cuts Missed	WD	Priority Rank	Earnings
<b>Total:</b>	<b>69</b>	<b>217</b>	<b>1</b>	<b>1</b>	<b>2</b>	<b>12</b>	<b>22</b>	<b>39</b>	<b>30</b>			<b>\$596,572</b>
2019	9	32					3	7	2			\$34,070
2018	4	10						1	3		106	\$5,005
2014	4	16				2	3	4			17	\$99,368
2012	26	80	1	1		5	10	14	12			\$287,148
2011	26	79			2	5	6	13	13			\$170,980

(A) - Amateur

## Top Tournaments

PGA TOUR	THE PLAYERS Championship	Masters Tournament	PGA Championship	U.S. Open	The Open Championship	WGC-HSBC Champions	WGC-Mexico	WGC-Dell Technologies Match Play	WGC-FedEx St. Jude Inv
2018	CUT								
2017	T72		T63	T21					
2016	CUT	CUT	T22	12	CUT	T72	T49	T51	T7
2015			T12		T74				T6
2014	CUT								
2013	T2		CUT	T17					

### FedExCup Playoffs

	THE NORTHERN TRUST	Dell Technologies Championship	BMW Championship	TOUR Championship
2017	T29	CUT		
2016	CUT	T63	T61	
2015	CUT	CUT	T49	
2013	W/D	CUT		

## Personal

- Superstitions included never using a No. 2 ball in competition.
- The Arkansas Razorbacks are his favorite college team and the Washington Capitals are his favorite pro team.
- Would round out his dream foursome with his dad, his uncle and his grandfather. His uncle, Goran Lingmerth, was a kicker for the Cleveland Browns in 1987.
- Not many people know he can play the drums.



# Luke List

**Height:** 6'2" (1.88 m)  
**Weight:** 190 (86 kg)  
**Age:** 34 (January 14, 1985)  
**Birthplace:** Seattle, Washington  
**Residence:** Augusta, Georgia  
**Family:** Wife, Chloe; Ryann

**Education:** Vanderbilt University (2007, Human and Organizational Development)  
**Special Interests:** Spending time with family and friends  
**Turned Professional:** 2007  
**City plays from:** Augusta, GA, United States

## Exempt Status

Top 125 in 2018-19 FedExCup standings (thru 2019-20)

## Career Victories

### Korn Ferry Tour Victories (1):

**2012 (1)** South Georgia Classic Presented by First State Bank and Trust Company.

## Player Statistics

**Career Low Round:** **63** - 2019 The RSM Classic (Round 3)

**Career High FedExCup Rank:** **#4** : 2019 Safeway Open

**Career High Official World Golf Rank:** **#45** : 2018 RBC Canadian Open

**Career Largest Paycheck:** \$712,800 : 2018 The Honda Classic (Finished 2)

## 2018-19 Season Highlights

Qualified for the FedExCup Playoffs for the fourth consecutive season (and fourth total), finishing the season at No. 92 in the FedExCup standings. Recorded four top-10s and made 11 cuts in 22 starts.

## PGA TOUR

**Safeway Open** - Played final five holes in 4-under to tie four others for fourth at the Safeway Open. Finished one shot out of the playoff won by Kevin Tway. **The RSM Classic** - Followed a bogey-free 7-under 63 in round three of The RSM Classic with a final-round 5-under 65 to finish T4, his second top-five in three starts in the 2018-19 season. Third-round 63 marked his first score of 63 or better in 125 starts on TOUR to finish T4 with Ryan Blaum. Played his last four holes Sunday eagle-par-birdie-birdie to post the 65 and claim the top-5 showing. **Arnold Palmer Invitational presented by Mastercard** - At 7-under 281, finished T10 at the Arnold Palmer Invitational presented by Mastercard. Hit a 376-yard drive at No. 12 in round three, the longest drive of the week by anyone in the field. **PGA Championship** - Earned his first career top-10 in a major championship with a sixth-place finish at the PGA Championship. Played the par 5s in 7-under, best in the field.

## National Team Selections

**Arnold Palmer Cup** : 2006, 2007

## Career Records

### PGA TOUR (Playoff Record: 0-1)

Season	Events	Rounds	1st	2nd	3rd	Top 10	Top 25	Cuts Made	Cuts Missed	WD	FedExCup Rank	Earnings
<b>Total:</b>	<b>144</b>	<b>420</b>		<b>2</b>	<b>2</b>	<b>14</b>	<b>33</b>	<b>74</b>	<b>68</b>	<b>2</b>		<b>\$6,943,365</b>
2019	22	63				4	5	11	11		92	\$1,391,408
2018	29	95		1	1	5	11	20	9		45	\$2,710,736
2017	31	98		1	1	3	9	20	11		50	\$1,813,219
2016	27	77				2	6	12	15		122	\$751,001
2013	24	61					2	9	13	2	163	\$264,401
2010	1	2							1			
2009	1	4						1				
2008	2	4							2			
2007	4	8							4			
2005	2 (A)	6						1	1			
2003	1 (A)	2							1			
(A) - Amateur												

### Korn Ferry Tour (Playoff Record: 0-0)

Season	Events	Rounds	1st	2nd	3rd	Top 10	Top 25	Cuts Made	Cuts Missed	WD	Priority Rank	Earnings
<b>Total:</b>	<b>134</b>	<b>419</b>	<b>1</b>	<b>4</b>		<b>13</b>	<b>38</b>	<b>74</b>	<b>60</b>			
2015	24	75				3	5	13	11		44	\$124,291
2014	17	55					3	10	7			\$34,294
2013	4	12						2	2		105	\$6,225
2012	24	81		1	3	6	12	16	8			\$363,206
2011	25	76		1		2	9	13	12			\$142,600
2010	26	80				2	6	14	12			\$81,665
2009	8	24					3	4	4			\$21,081
2008	2	4							2			
2007	2	6						1	1			\$1,654
2006	1 (A)	4						1				
2004	1 (A)	2							1			
(A) - Amateur												

## Top Tournaments

PGA TOUR	THE PLAYERS Championship	Masters Tournament	PGA Championship	U.S. Open	The Open Championship	WGC-HSBC Champions	WGC-Mexico	WGC-Dell Technologies Match Play	WGC-FedEx St. Jude Inv
2019	T56		6	CUT	CUT			T40	
2018	CUT		CUT	CUT	T39			T59	T24
2017	CUT		CUT						
2007				CUT					
2005		T33		CUT					
2003				CUT					

### FedExCup Playoffs

	THE NORTHERN TRUST	Dell Technologies Championship	BMW Championship	TOUR Championship
2019	T77			
2018	T48	CUT	T45	
2017	T34	T47	T20	
2016	CUT			

## Personal

- Always marks his ball with a Georgia-themed quarter.
- Charities supported include the Special Olympics.
- Comes from a family of swimmers. His parents were All-America swimmers at the University of North Carolina. Sisters Bekah and Sarah were also collegiate swimmers. He hated swim practice but enjoyed practicing golf.



# Adam Long

**Height:** 5'10" (1.78 m)  
**Weight:** 161 (73 kg)  
**Age:** 31 (September 25, 1987)  
**Birthplace:** New Orleans, Louisiana (raised in St. Louis)  
**Residence:** Jupiter, Florida  
**Family:** Wife, Emily

**Education:** Duke University (2010, Sociology)  
**Special Interests:** Kayaking, traveling  
**Turned Professional:** 2010  
**City plays from:** St. Louis, MO, United States

## Exempt Status

Tournament winner (thru 2020-21)

## Career Victories

### PGA TOUR Victories (1):

2019 (1) Desert Classic.

## Player Statistics

**Career Low Round:** 63 - 2019 Desert Classic (Round 1)

**Career High FedExCup Rank:** #12 : 2019 Desert Classic

**Career High Official World Golf Rank:** #108 : 2019 Charles Schwab Challenge

**Career Largest Paycheck:** \$1,062,000 : 2019 Desert Classic (Finished 1)

## 2018-19 Season Highlights

In his rookie season, earned his first career PGA TOUR title at the Desert Classic and qualified for the FedExCup Playoffs, ending the season at No. 69 in the FedExCup standings. Was one of five rookies to win on the season and one of five to advance to the BMW Championship (eight total made the Playoffs). Collected two top-10s while making 11 cuts in 27 starts.

## PGA TOUR

**Desert Classic** - Shot a final-round 65 to win the Desert Classic by one shot over Phil Mickelson and Adam Hadwin, earning his first PGA TOUR victory in his sixth career start. Became the first player to win in his sixth start or earlier since Smylie Kaufman at the 2015 Shriners Hospitals for Children Open. Entering the week with a career-low of 66 (R1/2018 Safeway Open), recorded three scores of 65 or better (63/R1, 63/R3, 65/R4). Made a 13-foot, 9-inch birdie putt at the 72nd hole to break a tie with Mickelson and Hadwin. Needed just 98 putts for the week. Victory came at the age of 31 years, 3 months, 26 days. **Arnold Palmer Invitational presented by Mastercard** - At 7-under 281, finished T10 at the Arnold Palmer Invitational presented by Mastercard. Had missed five consecutive cuts prior to the top-10. With eagles on Nos. 10 and 16 in a final-round 67, joined Tommy Fleetwood (R2/Nos. 6 and 12) as the only players with two eagles in a round at Bay Hill.

## Career Records

PGA TOUR (Playoff Record: 0 - 0)												
Season	Events	Rounds	1st	2nd	3rd	Top 10	Top 25	Cuts Made	Cuts Missed	WD	FedExCup Rank	Earnings
<b>Total:</b>	<b>28</b>	<b>78</b>	<b>1</b>			<b>2</b>	<b>5</b>	<b>11</b>	<b>17</b>			
2019	27	76	1			2	5	11	16		69	\$1,648,007
2011	1	2							1			

(A) - Amateur

Korn Ferry Tour (Playoff Record: 0 - 0)												
Season	Events	Rounds	1st	2nd	3rd	Top 10	Top 25	Cuts Made	Cuts Missed	WD	Priority Rank	Earnings
<b>Total:</b>	<b>113</b>	<b>353</b>		<b>2</b>	<b>1</b>	<b>13</b>	<b>30</b>	<b>63</b>	<b>50</b>			<b>\$551,642</b>
2018	27	87		1		5	12	17	10		37	\$192,463
2017	24	77			1	3	6	15	9		75	\$127,672
2016	24	73				2	5	12	12		114	\$79,254
2015	21	69		1		2	5	13	8		74	\$122,294
2012	17	47				1	2	6	11			\$29,960

(A) - Amateur

## Top Tournaments

PGA TOUR									
THE PLAYERS Championship	Masters Tournament	PGA Championship	U.S. Open	The Open Championship	WGC-HSBC Champions	WGC-Mexico	WGC-Dell Technologies Match Play	WGC-FedEx St. Jude Inv	
2019 T79	CUT	T41							T24
2011			CUT						

FedExCup Playoffs			
THE NORTHERN TRUST	Dell Technologies Championship	BMW Championship	TOUR Championship
2019 CUT		T65	

## Personal

- Both parents played golf and introduced him to the game at an early age.
- Also played baseball, basketball and ice hockey growing up. When he was 12, broke his leg during an ice hockey game and as a result, gave up the sport.
- Sister played tennis at Lehigh University so he has played a lot of tennis.
- Is a huge Duke basketball fan. Is close with past coaches, players and administrators from Duke.
- Follows the St. Louis professional teams, the Cardinals, Rams and Blues.
- Loves board games. Says Risk is his favorite.



# Davis Love III

**Height:** 6'3" (1.91 m)  
**Weight:** 175 (79 kg)  
**Age:** 55 (April 13, 1964)  
**Birthplace:** Charlotte, North Carolina  
**Residence:** St. Simons Island, Georgia  
**Family:** Wife, Robin; Alexia, Davis IV

**Education:** University of North Carolina  
**Special Interests:** Fishing, reading novels, hunting, golf course architecture  
**Turned Professional:** 1985  
**City plays from:** Sea Island, GA, United States

## Exempt Status

Life Member (thru N/A)

## Career Victories

### PGA TOUR Victories (21):

**1987 (1)** MCI Heritage Golf Classic. **1990 (1)** The International. **1991 (1)** MCI Heritage Golf Classic. **1992 (3)** THE PLAYERS Championship, MCI Heritage Golf Classic, KMart Greater Greensboro Open. **1993 (2)** Infronto Tournament of Champions, Las Vegas Invitational. **1995 (1)** Freeport-McMoRan Classic. **1996 (1)** Buick Invitational. **1997 (2)** PGA Championship, Buick Challenge. **1998 (1)** MCI Classic. **2001 (1)** AT&T Pebble Beach National Pro-Am. **2003 (4)** AT&T Pebble Beach National Pro-Am, THE PLAYERS Championship, MCI Heritage, The INTERNATIONAL. **2006 (1)** Chrysler Classic of Greensboro. **2008 (1)** Children's Miracle Network Classic presented by Wal-Mart. **2015 (1)** Wyndham Championship.

### International Victories (3):

**1998** Chunichi Crowns [Jpn].

### Other Victories (12):

**2012** PNC Father/Son Challenge [with Dru Love]. **2003** Target World Challenge. **2000** CVS Charity Classic [with Justin Leonard]. **2000** Target World Challenge. **1998** Lincoln-Mercury Kapalua International. **1995** World Cup [with Fred Couples]. **1995** JC Penney Classic [with Beth Daniel]. **1994** World Cup [with Fred Couples]. **1993** World Cup [with Fred Couples]. **1992** World Cup [with Fred Couples]. **1992** Franklin Funds Shark Shootout [with Tom Kite]. **1990** JC Penney Classic [with Beth Daniel].

## 2018-19 Season Highlights

### PGA TOUR

**Sony Open in Hawaii** - At 16-under 264, finished in seventh place and six strokes behind champion Matt Kuchar at the Sony Open in Hawaii. The finish was his 180th top-10 in 762nd official PGA TOUR start (first since T10/2017 Wyndham Championship). 72-hole score of 264 fell one stroke shy of career best entering the week (263/2015 Wyndham Championship, 2008 Children's Miracle Network Classic). Collected eighth top-10 in 17th start at the event.

## National Team Selections

**Presidents Cup** : 1994, 1996, 1998, 2000, 2003, 2005 **Ryder Cup** : 1993, 1995, 1997, 1999, 2002, 2004 **Ryder Cup Captain** : 2012, 2016 **World Cup** : 1992, 1993, 1994, 1995, 1997 **Walker Cup** : 1985 **Dunhill Cup** : 1992

## Career Records

PGA TOUR (Playoff Record: 2 - 7)												
Season	Events	Rounds	1st	2nd	3rd	Top 10	Top 25	Cuts Made	Cuts Missed	WD	FedExCup Rank	Earnings
<b>Total:</b>	<b>767</b>	<b>2545</b>	<b>21</b>	<b>30</b>	<b>16</b>	<b>180</b>	<b>319</b>	<b>569</b>	<b>190</b>	<b>12</b>		<b>\$44,909,170</b>
2019	9	27				1	1	5	4	195		\$271,216
2018	12	33						5	6	1	210	\$97,920
2017	13	35				1	1	7	6		185	\$257,270
2016	15	46						11	3	2	188	\$222,422
2015	18	51	1			2	2	8	10		86	\$1,263,596
2014	22	72						15	7		162	\$284,800
2013	15	39				1	2	7	6	2	162	\$303,470
2012	20	64			1	3	7	13	7	1	115	\$989,753
2011	22	70				2	7	13	9		95	\$1,056,300
2010	24	79				3	6	15	9		80	\$1,214,472
2009	27	87		1		2	10	20	6	1	51	\$1,622,401
2008	23	78	1		1	3	7	16	7		154	\$1,695,237
2007	21	65				3	4	14	7	1	84	\$1,016,489
2006	23	76	1	1		4	9	18	5			\$2,747,206
2005	24	75		2		9	14	16	8			\$2,658,779
2004	24	75		2	1	8	11	18	5	1		\$3,075,092
2003	23	79	4	1	1	11	16	20	3			\$6,081,896
2002	26	87		2		6	14	21	5			\$2,056,160
2001	20	75	1	3		12	15	17	3			\$3,169,463
2000	25	92		3	1	9	16	22	3			\$2,337,765
1999	23	78		4	2	13	17	21	2	1		\$2,475,328
1998	21	74	1	1	2	10	16	19	2			\$1,541,152
1997	25	90	2		1	13	17	24	1	1		\$1,635,953
1996	23	80	1	3		11	14	19	4			\$1,211,139
1995	24	89	1	1	1	9	15	22	2			\$1,111,999
1994	28	91		1		5	10	21	7			\$474,219
1993	26	100	2	1		5	12	23	3			\$777,059
1992	25	92	3	1	1	9	15	22	3			\$1,191,630
1991	29	99	1	1	1	8	14	23	5			\$686,361
1990	27	91	1		1	4	12	20	7			\$537,172
1989	24	83		1	1	4	10	17	7			\$278,760
1988	29	89				3	9	17	11			\$156,068
1987	26	85	1	1		4	9	18	7	1		\$297,378
1986	31	97			1	2	7	22	9			\$113,245
1985	1(A)	2							1			

(A) - Amateur

## Player Statistics

**Career Low Round:** 60 - 1994 United Airlines Hawaiian Open (Round 2)

**Career High FedExCup Rank:** #2 : 2009 Mercedes-Benz Championship

**Career High Official World Golf Rank:** #2 : 1999 GTE Byron Nelson Classic

**Career Largest Paycheck:** \$1,170,000 : 2003 THE PLAYERS Championship (Finished 1)

## Top Tournaments

PGA TOUR	THE PLAYERS Championship	Masters Tournament	PGA Championship	U.S. Open	The Open Championship	WGC-HSBC Champions	WGC-Mexico	WGC-Dell Technologies Match Play	WGC-FedEx St. Jude Inv
2018			CUT						
2017			CUT						
2016	CUT	T42							W/D
2015			CUT						
2014			CUT						
2013	T48		CUT						
2012	CUT		CUT	T29	CUT				
2011	T12	CUT	T72	T11	T9				
2010	T4		T55	T6	CUT				
2009	CUT		CUT	T6	T27				
2008	T54		CUT	T53	T19		T28	T17	T19
2007	T75	T27	CUT	CUT	CUT		W/D	T33	T6
2006	CUT	T22	T34	CUT	CUT			2	T4
2005	T8	CUT	T4	T6	CUT			T11	T13
2004	T33	T6	CUT	CUT	T5			T41	T4
2003	1	T15	CUT	CUT	T4		T40	T17	3
2002	CUT	T14	T48	T24	T14		8	T17	T11
2001	CUT	CUT	T37	T7	T21				T5
2000	T48	T7	T9	CUT	T11			4	35
1999	T10	2	T49	T12	T7		T16	T33	T10
1998	T57	T33	T7	CUT	8				
1997	DQ	T7	1	T16	T10				
1996	T46	T7	CUT	T2	CUT				
1995	T6	2	CUT	T4	T98				
1994	T6	CUT	CUT	T28	T38				
1993	T67	T54	T31	T33	CUT				
1992	1	T25	T33	T60	CUT				
1991	CUT	T42	T32	T11	T44				
1990	T24		T40		CUT				
1989	CUT		T17	T33	T23				
1988	DQ			CUT	CUT				
1987	CUT		CUT		CUT				
1986	T14		T47						

FedEx Cup Playoffs				
THE NORTHERN TRUST	Dell Technologies Championship	BMW Championship	TOUR Championship	
2015	CUT	T44		
2012	CUT			
2011	CUT	T68		
2010	T31	T61		
2009	T46	T49		
2007	T41	CUT		

## Personal

- Father, Davis Love, Jr., was a highly regarded golf teacher who died in a plane crash in 1988. Was born shortly after his father contended at 1964 Masters. Selected posthumously as the recipient of Harvey Penick Teaching Award. Wrote book, Every Shot I Take, to honor his dad's lessons and teachings on golf and life. Book was recipient of 1997 USGA International Book Award
- Brother, Mark, caddied for him and the pair recorded over 10 victories together, including the 1997 PGA Championship. Mark serves as President of Davis Love Golf Management and has designed over 20 golf courses in the United States and abroad.
- Inducted into University of North Carolina Order of Merit in 1997. Inducted into the Georgia Golf Hall of Fame in Augusta in January 2001. Received the 2013 Bob Jones Award during the USGA's annual meeting. It is the USGA's highest honor and recognizes an individual who demonstrates the spirit, personal character and respect for the game exhibited by the legendary Jones. Inducted into the World Golf Hall of Fame in 2017.
- Began hosting The RSM Classic, an official PGA TOUR event, in 2010.



# Jamie Lovemark

**Height:** 6'4" (1.93 m)  
**Weight:** 215 (98 kg)  
**Age:** 31 (January 23, 1988)  
**Birthplace:** Rancho Santa Fe, California  
**Residence:** Jupiter, Florida  
**Family:** Wife, Tiva

**Education:** University of Southern California  
**Special Interests:** Outdoors, fishing, swimming, all sports, flying  
**Turned Professional:** 2009  
**City plays from:** San Diego, CA, United States

## Exempt Status

Major Medical Extension

## Career Victories

### Korn Ferry Tour Victories (2):

2010 (1) Mexico Open Bicentenary. 2013 (1) Midwest Classic Presented by Cadillac.

## Player Statistics

**Career Low Round:** 63 - 2014 Travelers Championship (Round 2)

**Career High FedExCup Rank:** #17 : 2017 Sony Open in Hawaii

**Career High Official World Golf Rank:** #77 : 2016 Zurich Classic of New Orleans

**Career Largest Paycheck:** \$616,000 : 2016 Zurich Classic of New Orleans (Finished 2)

## 2018-19 Season Highlights

Limited to seven starts, making four cuts and finishing the season No. 211 in the FedExCup standings. Entered the 2019-20 season on a Major Medical Extension with 20 starts available to earn 309 points to equal No. 125 on the 2018-19 FedExCup points list (Pat Perez/376).

## National Team Selections

**Walker Cup :** 2007 **Palmer Cup :** 2007

## Career Records

### PGA TOUR (Playoff Record: 0 - 2)

Season	Events	Rounds	1st	2nd	3rd	Top 10	Top 25	Cuts Made	Cuts Missed	WD	FedExCup Rank	Earnings
<b>Total:</b>	<b>152</b>	<b>485</b>	<b>2</b>	<b>1</b>	<b>13</b>	<b>31</b>	<b>97</b>	<b>52</b>	<b>3</b>			
2019	7	22				1	4	2		1	211	\$145,999
2018	26	88				3	8	20	6		85	\$1,377,286
2017	28	96			1	4	9	22	6		57	\$1,886,972
2016	27	91		1		5	9	19	8		49	\$1,940,890
2015	2	8					1	2				
2014	20	60					1	6	7		172	\$305,944
2012	16	44						10			195	
2011	9	22						2	5	2	230	\$34,693
2010	4	14						2	2			
2009	5	14		1		1	1	2	3			
2008	5 (A)	14						2	3			
2007	2 (A)	8						2				
2006	1 (A)	4						1				

### Korn Ferry Tour (Playoff Record: 1 - 2)

Season	Events	Rounds	1st	2nd	3rd	Top 10	Top 25	Cuts Made	Cuts Missed	WD	Priority Rank	Earnings
<b>Total:</b>	<b>91</b>	<b>301</b>	<b>2</b>	<b>6</b>	<b>2</b>	<b>23</b>	<b>39</b>	<b>60</b>	<b>30</b>	<b>1</b>		<b>\$1,075,241</b>
2019	4	10						1	3		123	\$2,400
2015	22	80		2		7	13	18	3	1	7	\$306,145
2014	5	18					3	4	1		59	\$42,633
2013	21	64	1			4	7	11	10		39	\$207,355
2012	12	40				2	4	8	4			\$63,758
2011	2	4							2			
2010	22	75	1	3	2	9	11	16	6			\$452,951
2008	1 (A)	4						1				
2007	2 (A)	6		1		1	1	1	1			

## Top Tournaments

PGA TOUR	THE PLAYERS Championship	Masters Tournament	PGA Championship	U.S. Open	The Open Championship	WGC-HSBC Champions	WGC-Mexico	WGC-Dell Technologies Match Play	WGC-FedEx St. Jude Inv
2018	T17		CUT						
2017	T75		T33	T27	T22				
2016	T64		CUT		CUT				
2015				T18					

### FedExCup Playoffs

	THE NORTHERN TRUST	Dell Technologies Championship	BMW Championship	TOUR Championship
2018	T34	76		
2017	CUT	T40	T33	
2016	T22	71	T32	

## Personal

- Favorite band is Led Zeppelin.
- Went to high school at Torrey Pines High in San Diego, the same school that turned out Tony Hawk, Shaun White and John Lynch.



# Shane Lowry

**Height:** 6'1" (1.85 m)  
**Weight:** 216 (98 kg)  
**Age:** 32 (April 2, 1987)  
**Birthplace:** Clara, County Offaly, Ireland  
**Residence:** Dublin, Ireland  
**Family:** Wife, Wendy; Iris

**Education:** University College Dublin  
**Special Interests:** Gaelic football, rugby  
**Turned Professional:** 2009  
**City plays from:** Co. Offaly, Ireland

## Exempt Status

Winner, The Open Championship (thru 2023-24)

## Career Victories

### PGA TOUR Victories (2):

**2015 (1)** World Golf Championships-Bridgestone Invitational. **2019 (1)** The Open Championship.

### International Victories (3):

**2009** The 3 Irish Open [Eur]. **2012** Portugal Masters [Eur]. **2019** Abu Dhabi HSBC Championship presented by EGA [Eur].

## 2018-19 Season Highlights

Made history as he captured his first major title at The Open Championship in Northern Ireland as the championship was held outside of the United Kingdom for the first time since 1951. Following the victory, returned to compete in his first FedExCup Playoffs (qualified in 2016, but did not start), advancing to the BMW Championship and ending his season at No. 33 in the FedExCup standings. In total, recorded one win and three additional top-10s, and made nine cuts in 14 starts.

## PGA TOUR

**RBC Heritage** - In search of his second PGA TOUR win, posted a 1-under 70 in the final round to finish T3 at the RBC Heritage. Opened the week with scores of 65-68 to hold the outright lead after each of the first two rounds. Played the par 5s in 10-under for the week, best in the field. **PGA Championship** - Stood T112 after a first-round 75 at the PGA Championship before closing with three rounds in the 60s to finish T8. Only once previously in his career opened with a score higher than 70 and finished in the top 10 (74, T7/2015 Farmers Insurance Open). **RBC Canadian Open** - Recorded four scores in the 60s to tie Webb Simpson for second at the RBC Canadian Open. Represented second runner-up on the PGA TOUR and best finish since the 2016 U.S. Open (T2). For the second time in his career, finished with a 72-hole score of 265 or better (265/2017 Wyndham Championship, 265/2019 RBC Canadian Open). **The Open Championship** - Won his second PGA TOUR title and first major championship at The Open Championship, defeating Tommy Fleetwood by six shots. Became the first player to win a World Golf Championships event and a major for his first two official victories on TOUR. Became the seventh player to win The Open by six shots or more since 1919, joining Bobby Jones, Walter Hagen, Arnold Palmer, Johnny Miller, Tiger Woods and Louis Oosthuizen. Joined Jason Day, Dustin Johnson and Justin Thomas as winners of a WGC and a major from 2015-19. With a 54-hole total of 197, became the third player to open a major with a three-round total of 197 or better (David Toms/196/2001 PGA Championship, Ernie Els/197/1995 PGA Championship). Third-round 63 was first score of 63 or better on the PGA TOUR. Became the second major champion from the Republic of Ireland (first: Padraig Harrington).

## National Team Selections

**World Cup** : 2013, 2016, 2018 **Eurasia Cup** : 2016 **Eisenhower Trophy** : 2008

## Career Records

PGA TOUR (Playoff Record: 0-0)												
Season	Events	Rounds	1st	2nd	3rd	Top 10	Top 25	Cuts Made	Cuts Missed	WD	FedExCup Rank	Earnings
<b>Total:</b>	<b>95</b>	<b>284</b>	<b>2</b>	<b>2</b>	<b>1</b>	<b>12</b>	<b>27</b>	<b>62</b>	<b>32</b>	<b>1</b>		<b>\$7,506,568</b>
2019	14	41	1	1	1	4	5	9	5		33	\$3,490,098
2018	19	56					4	13	6		140	\$696,897
2017	16	49				1	6	11	4	1	127	\$831,411
2016	17	54		1		2	4	12	5		102	\$1,585,436
2015	13	38	1			3	5	8	5		175	\$502,517
2014	3	10				1	1	2	1			
2013	9	24				1	2	5	4			
2011	1	2							1			
2010	2	6						1	1			
2009	1	4						1				

(A) - Amateur

## Top Tournaments

PGA TOUR	THE PLAYERS Championship	Masters Tournament	PGA Championship	U.S. Open	The Open Championship	WGC-HSBC Champions	WGC-Mexico	WGC-Dell Technologies Match Play	WGC-FedEx St. Jude Inv
2019	CUT	CUT	T8	T28	1				
2018	T46		T12	CUT	CUT		T62	T24	
2017	CUT		T48	T46	CUT			T51	
2016	T16	T39	CUT	T2	CUT	T68	T35	T51	T36
2015	CUT	CUT	CUT	T9	CUT	34	T17	T34	1
2014			T46	CUT	T9				
2013			T57		T32			T9	T48
2012						32			
2011				CUT					
2010			CUT		T37				
2009						T28			77

FedExCup Playoffs			
THE NORTHERN TRUST	Dell Technologies Championship	BMW Championship	TOUR Championship
2019	T52		T48

## Personal

- His father, Brendan, was a well-known and successful Gaelic football star who played on the All-Ireland Championship team (County Offaly in 1982).
- Began playing golf at age 13, inspired by his uncles, who were avid fans of the sport. Was a 12 handicap after one year of playing and was a single-digit player before his 15th birthday.
- Also competed in rugby, soccer, Gaelic football and hurling.



# Will MacKenzie

**Height:** 5'11" (1.8 m)  
**Weight:** 170 (77 kg)  
**Age:** 45 (September 28, 1974)  
**Birthplace:** Greenville, North Carolina  
**Residence:** Jupiter, Florida  
**Family:** Maverick Noah, Nash William

**Turned Professional:** 2000  
**City plays from:** Jupiter, FL, United States

## Exempt Status

Past champion/veteran member beyond 150 in 2018-19 FedExCup (thru 2019-20)

## Career Victories

### PGA TOUR Victories (2):

**2006 (1)** Reno-Tahoe Open. **2008 (1)** Viking Classic.

## Player Statistics

**Career Low Round:** 62 - 2011 Frys.com Open (Round 3)

**Career High FedExCup Rank:** #4 : 2007 Mercedes-Benz Championship

**Career High Official World Golf Rank:** #84 : 2014 RBC Heritage

**Career Largest Paycheck:** \$648,000 : 2008 Viking Classic (Finished 1)

## Career Records

PGA TOUR (Playoff Record: 1 - 1)												
Season	Events	Rounds	1st	2nd	3rd	Top 10	Top 25	Cuts Made	Cuts Missed	WD	FedExCup Rank	Earnings
<b>Total:</b>	<b>265</b>	<b>801</b>	<b>2</b>	<b>2</b>		<b>19</b>	<b>41</b>	<b>141</b>	<b>119</b>	<b>5</b>		<b>\$8,050,755</b>
2019	8	15						1	5	1	265	\$6,510
2017	16	47					2	8	8			\$272,288
2016	26	80				1	4	15	11			\$416,033
2015	16	49		1		3	4	9	7	1	126	\$863,563
2014	27	82		1		5	9	14	13		65	\$1,853,822
2012	6	16						3	3		213	\$49,760
2011	14	48					1	10	4		204	\$188,394
2010	23	72				1	4	14	8	1	154	\$557,504
2009	24	69				2	4	9	15		144	\$659,686
2008	21	62	1			2	2	10	10	1	162	\$911,194
2007	30	100				3	6	20	9	1	72	\$1,116,507
2006	29	88	1			1	3	16	13			\$879,965
2005	25	73				1	2	12	13			\$275,529

(A) - Amateur

Korn Ferry Tour (Playoff Record: 0 - 1)												
Season	Events	Rounds	1st	2nd	3rd	Top 10	Top 25	Cuts Made	Cuts Missed	WD	Priority Rank	Earnings
<b>Total:</b>	<b>72</b>	<b>209</b>		<b>1</b>		<b>8</b>	<b>19</b>	<b>34</b>	<b>34</b>	<b>4</b>		<b>\$417,007</b>
2019	7	16						1	6			\$1,856
2018	3	5							2	1		
2017	2	3							1	1		
2016	3	10				2	2	2	1		17	\$67,500
2013	21	70		1		2	11	14	7		7	\$236,211
2012	18	50				2	3	7	10	1		\$55,108
2011	10	31				1	1	6	3	1		\$34,869
2010	1	2							1			
2005	3	12				1	2	3				\$19,900
2004	1	4						1				\$1,564
2002	2	4							2			
2000	1	2							1			

(A) - Amateur

## Top Tournaments

PGA TOUR									
	THE PLAYERS Championship	Masters Tournament	PGA Championship	U.S. Open	The Open Championship	WGC-HSBC Champions	WGC-Mexico	WGC-Dell Technologies Match Play	WGC-FedEx St. Jude Inv
2015	CUT								
2014	CUT		CUT						
2009	CUT		CUT						
2007	CUT		T57						

FedExCup Playoffs			
	THE NORTHERN TRUST	Dell Technologies Championship	BMW Championship
2014	CUT	T45	T59
2007	CUT	T30	

## Personal

- Gave up golf after his sophomore year in high school after being a top junior player and did not pick it up again until almost 10 years later. Inspired by Payne Stewart's 1999 U.S. Open win at Pinehurst in his home state of North Carolina.
- An outdoor enthusiast who snowboards and rock climbs. Also spent some time heliboarding in Alaska. Lived out of his van in Montana for five years.
- Is a professional kayaker.



# Hunter Mahan (MAY-han)

**Height:** 5'11" (1.8 m)  
**Weight:** 175 (79 kg)  
**Age:** 37 (May 17, 1982)  
**Birthplace:** Orange, California  
**Residence:** Dallas, Texas  
**Family:** Wife, Kandi; Zoe Olivia, Miller Myles, Hazel Eloise

**Education:** Oklahoma State University  
**Special Interests:** Fishing, basketball  
**Turned Professional:** 2003  
**City plays from:** Dallas, TX, United States

## Exempt Status

Minor Medical Extension

## Career Victories

### PGA TOUR Victories (6):

**2007 (1)** Travelers Championship. **2010 (2)** Waste Management Phoenix Open, World Golf Championships-Bridgestone Invitational. **2012 (2)** World Golf Championships-Accenture Match Play Championship, Shell Houston Open. **2014 (1)** The Barclays.

### Other Victories (1):

**2008** Kiwi Challenge.

## 2018-19 Season Highlights

Made eight cuts in 21 starts with best result coming at The RSM Classic (T15), finishing No. 184 in the standings to miss the FedExCup Playoffs for the fourth consecutive season. Entered the 2019-20 season on a Minor Medical Extension with four starts available to earn 234 points to equal No. 125 on the 2018-19 FedExCup points list (Pat Perez/376 points).

## National Team Selections

**Presidents Cup :** 2007, 2009, 2011, 2013 **Ryder Cup :** 2008, 2010, 2014 **World Amateur Team Championship :** 2002 **Eisenhower Trophy :** 2002 **Palmer Cup :** 2002

## Career Records

PGA TOUR (Playoff Record: 1 - 2)													
Season	Events	Rounds	1st	2nd	3rd	Top 10	Top 25	Cuts Made	Cuts Missed	WD	FedExCup Rank	Earnings	
<b>Total:</b>	<b>420</b>	<b>1356</b>	<b>6</b>	<b>7</b>	<b>1</b>	<b>57</b>	<b>134</b>	<b>282</b>	<b>136</b>	<b>3</b>			
2019	21	59					2	8	13		184	\$287,579	
2018	21	63				1	4	12	9		159	\$457,337	
2017	26	71					2	10	16		182	\$277,235	
2016	22	61					1	9	13		183	\$230,694	
2015	24	84			1	4	7	20	4		49	\$1,617,973	
2014	25	85	1			6	9	20	5	1	6	\$3,097,983	
2013	25	85		1		5	16	22	3	1	20	\$3,036,164	
2012	23	82	2			5	12	20	3		19	\$4,019,193	
2011	25	89		2		9	13	22	3		7	\$3,503,540	
2010	25	84	2			3	8	19	6		18	\$3,574,550	
2009	25	92				6	16	24	1		27	\$2,941,349	
2008	27	85		1		5	13	18	8	1	23	\$2,208,855	
2007	27	91	1			6	12	18	9		16	\$2,858,995	
2006	29	98		1		2	6	21	7			\$1,107,457	
2005	34	101				2	5	18	16			\$589,567	
2004	30	94		1		3	6	16	14			\$813,089	
2003	7	22					2	4	3				
	2 (A)	6						1	1				
2002	1 (A)	2							1				
2000	1 (A)	2							1				
(A) - Amateur													

Korn Ferry Tour (Playoff Record: 0 - 0)													
Season	Events	Rounds	1st	2nd	3rd	Top 10	Top 25	Cuts Made	Cuts Missed	WD	Priority Rank	Earnings	
<b>Total:</b>	<b>10</b>	<b>32</b>		<b>1</b>		<b>1</b>	<b>3</b>	<b>7</b>	<b>3</b>	<b>1</b>		<b>\$131,565</b>	
2019	3	8						2	1		111	\$2,740	
2018	3	12		1		1	2	3			18	\$107,505	
2017	4	12					1	2	2		68	\$21,320	
(A) - Amateur													

## Top Tournaments

PGA TOUR									
THE PLAYERS Championship	Masters Tournament	PGA Championship	U.S. Open	The Open Championship	WGC-HSBC Champions	WGC-Mexico	WGC-Dell Technologies Match Play	WGC-FedEx St. Jude Inv	
2016 CUT	T4				T19				
2015 CUT	T9	T43	CUT	T49	T28	65	T9		72
2014 CUT	T26	T7	CUT	T32		T9	T9		T15
2013 T19	CUT	T57	T4	T9		T25	2		
2012 CUT	T12	CUT	T38	T19		T24	1		T55
2011 T6	CUT	T19	CUT	CUT	T7	9	T9		T37
2010 T17	T8	T39	CUT	T37	T21	T30	T33		1
2009 T71	T10	T16	T6	CUT		T53	T17		T4
2008 W/D	CUT	CUT	T18	CUT		T44	T17		T10
2007 CUT		T18	T13	T6					T22
2006				T26					
2005 T40		CUT							
2004				T36					
2003	T28		CUT						

FedExCup Playoffs			
THE NORTHERN TRUST	Dell Technologies Championship	BMW Championship	TOUR Championship
2015 CUT	T4	T32	
2014 1	64	T59	T23
2013 T25	T13	T4	T20
2012 CUT	T39	T8	
2011 T43	T8	T42	2 (P)
2010 T31	T33	T37	T15
2009 T20	T36	T38	24
2008 T31	T15	T8	T17
2007 T17	CUT	T30	T5

## Personal

- Has a passion for cooking and cultivating his palate at restaurants around the globe.
- Father, Monte, is a former undercover police officer in Southern California.
- In 2012, along with wife, Kandi, founded the Mahan Foundation, which supports charitable initiatives focused on health and wellness, children, and the military.
- Has served as National Co-chair of the American Junior Golf Association.



# Peter Malnati<sup>(mal-NOT-ee)</sup>

**Height:** 5'10" (1.78 m)  
**Weight:** 159 (72 kg)  
**Age:** 32 (June 13, 1987)  
**Birthplace:** New Castle, Indiana  
**Residence:** Knoxville, Tennessee  
**Family:** Wife, Alicia; Hatcher Knox

**Education:** University of Missouri (2009, Communications)  
**Special Interests:** Kansas City Royals, mountain climbing, hiking, fitness  
**Turned Professional:** 2009  
**City plays from:** Knoxville, TN, United States

## Exempt Status

Top 125 in 2018-19 FedExCup standings (thru 2019-20)

## Career Victories

### PGA TOUR Victories (1):

**2016 (1)** Sanderson Farms Championship.

### Korn Ferry Tour Victories (2):

**2013 (1)** News Sentinel Open Presented by Pilot. **2015 (1)** Brasil Champions presented by HSBC.

## 2018-19 Season Highlights

Qualified for the FedExCup Playoffs for the second time in his fifth season, ending the season at No. 118 in the FedExCup standings. Made 18 cuts in 26 starts, with lone top-10 coming at Zurich Classic of New Orleans with partner Billy Hurlb III (T9).

## Player Statistics

**Career Low Round:** 64 - 2018 Travelers Championship (Round 1)

**Career High FedExCup Rank:** #6 : 2016 Sanderson Farms Championship

**Career High Official World Golf Rank:** #145 : 2016 Hyundai Tournament of Champions

**Career Largest Paycheck:** \$738,000 : 2016 Sanderson Farms Championship (Finished 1)

## Career Records

PGA TOUR (Playoff Record: 0 - 0)												
Season	Events	Rounds	1st	2nd	3rd	Top 10	Top 25	Cuts Made	Cuts Missed	WD	FedExCup Rank	Earnings
<b>Total:</b>	<b>134</b>	<b>384</b>	<b>1</b>			<b>4</b>	<b>17</b>	<b>66</b>	<b>68</b>			
2019	26	83				1	7	18	8		118	\$864,496
2018	28	83					2	15	13		161	\$420,001
2017	29	85					1	17	12		167	\$358,541
2016	32	85	1			3	4	11	21		104	\$1,298,945
2015	1	2							1			
2014	18	46					3	5	13		178	\$271,326
(A) - Amateur												

Korn Ferry Tour (Playoff Record: 0 - 1)												
Season	Events	Rounds	1st	2nd	3rd	Top 10	Top 25	Cuts Made	Cuts Missed	WD	Priority Rank	Earnings
<b>Total:</b>	<b>50</b>	<b>164</b>	<b>2</b>	<b>1</b>		<b>11</b>	<b>22</b>	<b>32</b>	<b>18</b>			<b>\$670,387</b>
2018	4	16		1		2	3	4			8	\$157,296
2015	24	80	1			5	10	16	8		9	\$305,408
2014	6	14						1	5		111	\$4,850
2013	12	42	1			4	8	9	3		34	\$192,963
2012	1	4						1				\$3,520
2011	1	2							1			
2010	2	6					1	1	1			\$6,350
(A) - Amateur												

## Top Tournaments

PGA TOUR									
2017	THE PLAYERS Championship	Masters Tournament	PGA Championship	U.S. Open	The Open Championship	WGC-HSBC Champions	WGC-Mexico	WGC-Dell Technologies Match Play	WGC-FedEx St. Jude Inv
2017	CUT								
2016	CUT		CUT						
FedExCup Playoffs									
2019	THE NORTHERN TRUST	Dell Technologies Championship	BMW Championship	TOUR Championship					
2019	CUT								
2016	T78								

## Personal

- Was born in Indiana but grew up near Knoxville, Tennessee (Dandridge). Attended Jefferson County High School.
- Is a big Kansas City Royals fan and wears a royal blue golf shirt during his final rounds. Is currently a brand ambassador for mlb.com. Threw out the first pitch before a 2015 Kansas City Royals-Chicago White Sox game.



# Ben Martin

**Height:** 5'11" (1.8 m)  
**Weight:** 175 (79 kg)  
**Age:** 32 (August 26, 1987)  
**Birthplace:** Greenwood, South Carolina  
**Residence:** Kiawah Island, South Carolina.  
**Family:** Wife, Kelly; Ann Pearce

**Education:** Clemson University (2009, Financial Management)  
**Special Interests:** Clemson athletics, Xbox  
**Turned Professional:** 2010  
**City plays from:** Kiawah Island, SC, United States

## Exempt Status

Major Medical Extension

## Career Victories

### PGA TOUR Victories (1):

**2015 (1)** Shriners Hospitals for Children Open.

### Korn Ferry Tour Victories (2):

**2013 (2)** United Leasing Championship Presented by PTI, Mylan Classic.

## 2018-19 Season Highlights

Due to a back injury, made just one start on the PGA TOUR (MC/Sony Open in Hawaii). Entered the 2019-20 season on a Major Medical Extension with six starts available to earn 111 points to equal No. 125 on the 2017-18 FedExCup points list (Seamus Power/377 points).

## Korn Ferry Tour

**BMW Charity Pro-Am presented by SYNEX Corporation** - Playing in his hometown tournament, held a share of the first-round lead at the BMW Charity Pro-Am presented by SYNEX Corporation with an 8-under 63 before going on to finish T43.

## Career Records

PGA TOUR (Playoff Record: 0 - 0)												
Season	Events	Rounds	1st	2nd	3rd	Top 10	Top 25	Cuts Made	Cuts Missed	WD	FedExCup Rank	Earnings
<b>Total:</b>	<b>157</b>	<b>483</b>	<b>1</b>	<b>1</b>	<b>3</b>	<b>14</b>	<b>33</b>	<b>91</b>	<b>65</b>			
2019	1	2							1			
2018	20	64				1	3	12	8		150	\$532,936
2017	27	79				2	5	16	10		123	\$850,319
2016	28	88		1		2	6	18	10		70	\$1,205,730
2015	27	90	1			5	9	20	7		35	\$2,717,305
2014	26	80			3	3	7	13	13		76	\$1,482,836
2011	25	74				1	3	12	13		153	\$340,080
2010	2 (A)	4							2			
2009	1 (A)	2							1			

(A) - Amateur

Korn Ferry Tour (Playoff Record: 1 - 0)												
Season	Events	Rounds	1st	2nd	3rd	Top 10	Top 25	Cuts Made	Cuts Missed	WD	Priority Rank	Earnings
<b>Total:</b>	<b>57</b>	<b>183</b>	<b>2</b>		<b>3</b>	<b>10</b>	<b>21</b>	<b>35</b>	<b>22</b>			<b>\$651,605</b>
2019	8	27					1	6	2		59	\$30,703
2013	22	81	2		2	8	13	19	3		10	\$508,332
2012	24	69			1	2	7	10	14			\$112,570
2011	2	4							2			
2010	1	2							1			

(A) - Amateur

## Top Tournaments

PGA TOUR	THE PLAYERS Championship	Masters Tournament	PGA Championship	U.S. Open	The Open Championship	WGC-HSBC Champions	WGC-Mexico	WGC-Dell Technologies Match Play	WGC-FedEx St. Jude Inv
2018	CUT								
2017	T30								
2016	CUT								
2015	T4	CUT	CUT	T64	T74			T17	T57
2014		CUT	CUT		T26				
2010				CUT					
2009				CUT					

FedExCup Playoffs			
THE NORTHERN TRUST	Dell Technologies Championship	BMW Championship	TOUR Championship
2017	CUT		
2016	T31	CUT	T66
2015	68	T25	T68
2014	T46	CUT	

## Personal

- Favorite professional team is the Atlanta Braves. Favorite entertainer is Dave Chappelle. Favorite food is steak.
- Superstitions include only marking his ball with quarters dated before 1987.
- Both of his parents attended Clemson, but his dad graduated from Alabama.



# Hideki Matsuyama

(Mah-tsu-YAH-mah)

**Height:** 5'11" (1.8 m)  
**Weight:** 198 (90 kg)  
**Age:** 27 (February 25, 1992)  
**Birthplace:** Ehime, Japan  
**Residence:** Sendai, Japan  
**Family:** Wife, Mei; Kanna

**Education:** Tohoku Fukushi University  
**Special Interests:** All sports, photography  
**Turned Professional:** 2013  
**City plays from:** Sendai, Japan

## Exempt Status

Winner, World Golf Championships (thru 2021-22)

## Career Victories

### PGA TOUR Victories (5):

**2014 (1)** the Memorial Tournament presented by Nationwide Insurance. **2016 (1)** Waste Management Phoenix Open. **2017 (3)** World Golf Championships-HSBC Champions, Waste Management Phoenix Open, World Golf Championships-Bridgestone Invitational.

### International Victories (8):

**2011** Mitsui Sumitomo Visa Taiheiyo [Jpn]. **2013** Tsuruya Open [Jpn]. **2013** Diamond Cup Golf [Jpn]. **2013** Fujisankei Classic [Jpn]. **2013** Casio World Open [Jpn]. **2014** Dunlop Phoenix [Jpn]. **2016** Japan Open Golf Championship [Jpn]. **2016** Taiheiyo Masters [Jpn].

### Other Victories (1):

**2016** Hero World Challenge.

## 2018-19 Season Highlights

Qualified for the FedExCup Playoffs and advanced to the TOUR Championship for the sixth time in his sixth season as a member, finishing tied for ninth in the FedExCup standings. Was one of three players to advance to the TOUR Championship in each season from 2013-14 to 2018-19, joining Dustin Johnson and Patrick Reed. Recorded seven top-10s, highlighted by a solo-third at the BMW Championship, and made 22 cuts in 24 starts.

## PGA TOUR

**Farmers Insurance Open** - Finished T3 at the Farmers Insurance Open. Moved 73 spots in the FedExCup, the largest move by a player for the week (No. 114 to No. 41). Marked his best finish on TOUR since his 2017 win at the World Golf Championships-FedEx St. Jude Invitational. **Genesis Open** - Posted final-round 67 for a 7-under total en route to a T9 result at the Genesis Open after sitting T36 through 54 holes. **THE PLAYERS Championship** - Finished T8 in his sixth start at THE PLAYERS Championship, marking his second top-10 in the event. **the Memorial Tournament presented by Nationwide** - Highlighted by a third-round 64, finished sixth at the Memorial Tournament presented by Nationwide. Represented fourth top-15 in six starts at Muirfield Village. **BMW Championship** - Posted two rounds of 63 en route to a third-place finish at the BMW Championship. Held a one-stroke lead after 36 holes, but entered the final round 10 shots back. Fired second 63 of the week (second round) to finish alone in third, five shots behind winner Justin Thomas. Totaled 369 "1" putts made for the tournament. Entered the week No. 33 in the FedExCup standings and moved to No. 15, securing sixth consecutive start in the TOUR Championship.

## National Team Selections

**Presidents Cup** : 2013, 2015, 2017 **World Cup** : 2016 **Eisenhower Trophy** : 2008, 2012

## Career Records

### PGA TOUR (Playoff Record: 3-0)

Season	Events	Rounds	1st	2nd	3rd	Top 10	Top 25	Cuts Made	Cuts Missed	WD	FedExCup Rank	Earnings
<b>Total:</b>	<b>150</b>	<b>518</b>	<b>5</b>	<b>4</b>	<b>6</b>	<b>41</b>	<b>90</b>	<b>128</b>	<b>19</b>	<b>5</b>		<b>\$25,883,708</b>
2019	24	88			2	7	15	22	2		9	\$3,335,137
2018	21	72				4	12	18	2	1	13	\$2,687,477
2017	22	76	3	3		7	12	20	2		8	\$8,380,569
2016	23	73	1		1	8	14	17	5	2	13	\$4,193,954
2015	25	91		1	2	9	19	23	2		16	\$3,758,619
2014	24	80	1		1	4	12	20	3	2	28	\$2,837,477
2013	6	24				2	6	6				
	1 (A)	2							1			
2012	2 (A)	6						1				
2011	2 (A)	6						1	1			

(A) - Amateur

## Top Tournaments

PGA TOUR	THE PLAYERS Championship	Masters Tournament	PGA Championship	U.S. Open	The Open Championship	WGC-HSBC Champions	WGC-Mexico	WGC-Dell Technologies Match Play	WGC-FedEx St. Jude Inv
2019	T8	T32	T16	T21	CUT	T30	T19	T24	T43
2018	CUT	19	T35	T16	CUT	T50	DNS	T36	T39
2017	T22	T11	T5	T2	T14	1	T25	T51	1
2016	T7	T7	T4	CUT	CUT	W/D	T35	T18	T42
2015	T17	5	T37	T18	T18	T41	T23	T9	T37
2014	T23	CUT	T35	T35	T39	W/D	T34	T17	T12
2013			T19	T10	T6				T21
2012		T54							
2011		T27							

FedExCup Playoffs	THE NORTHERN TRUST	Dell Technologies Championship	BMW Championship	TOUR Championship
2019	T30		3	T9
2018	T15	T4	15	T4
2017	CUT	T23	T47	T26
2016	CUT	T15	T24	5
2015	T13	T25	T7	T12
2014	T30	T57	T20	22

## Player Statistics

**Career Low Round: 61** - 2017 World Golf Championships-Bridgestone Invitational (Round 4)

**Career High FedExCup Rank: #1** : 2017 PGA Championship

**Career High Official World Golf Rank: #2** : 2017 Wyndham Championship

**Career Largest Paycheck:** \$1,660,000 : 2017 World Golf Championships-Bridgestone Invitational (Finished 1)

## Personal

- Learned golf from his father, a former club champion.
- Was a student at Tohoku Fukushi University in Sendai, Japan when the city was devastated by an earthquake and tsunami in March 2011, but was in Australia training at the time. Returned to find his dorm room destroyed and struggled to find food. A few weeks later, made his debut at the Masters having won the Asian Amateur.
- Wore buttons at THE PLAYERS Championship in 2016 to show support for Japan after the Kumamoto earthquakes in April 2016.



# Denny McCarthy

**Height:** 5'9" (1.75 m)  
**Weight:** 165 (75 kg)  
**Age:** 26 (March 4, 1993)  
**Birthplace:** Takoma Park, Maryland  
**Residence:** Jupiter, Florida  
**Family:** Single

**Education:** University of Virginia (2015, Anthropology)  
**City plays from:** Rockville, MD, United States

## Exempt Status

Top 125 in 2018-19 FedExCup standings (thru 2019-20)

## Career Victories

**Korn Ferry Tour Victories (1):**

**2018 (1)** Web.com Tour Championship.

## Player Statistics

**Career Low Round: 63** - 2019 AT&T Byron Nelson (Round 1)

**Career High FedExCup Rank: #57** : 2019 Mayakoba Golf Classic

**Career High Official World Golf Rank: #143** : 2019 AT&T Byron Nelson

**Career Largest Paycheck:** \$174,200 : 2019 Valspar Championship (Finished 9)

## 2018-19 Season Highlights

Qualified for the FedExCup Playoffs for the first time in his career, ending the season at No. 111 in the FedExCup standings. Recorded two top-10s and made 16 cuts in 28 starts.

## PGA TOUR

**Sanderson Farms Championship** - Following rounds of 71-68-69 at the Sanderson Farms Championship, closed on Sunday at the Country Club of Jackson with six birdies and one bogey to finish T7 with six others at 13-under 275. **Valspar Championship** - In his tournament debut at the Valspar Championship, recorded matching 69s on the weekend to finish T9 with three others.

## National Team Selections

**Walker Cup** : 2015 **Eisenhower Trophy** : 2014

## Career Records

PGA TOUR (Playoff Record: 0 - 0)												
Season	Events	Rounds	1st	2nd	3rd	Top 10	Top 25	Cuts Made	Cuts Missed	WD	FedExCup Rank	Earnings
<b>Total:</b>	<b>53</b>	<b>152</b>				<b>3</b>	<b>12</b>	<b>30</b>	<b>23</b>			
2019	28	81				2	8	16	12		111	\$925,156
2018	22	63				1	4	13	9		149	\$498,341
2016	2	4							2			
2015	1 (A)	4						1				
(A) - Amateur												

Korn Ferry Tour (Playoff Record: 0 - 0)												
Season	Events	Rounds	1st	2nd	3rd	Top 10	Top 25	Cuts Made	Cuts Missed	WD	Priority Rank	Earnings
<b>Total:</b>	<b>48</b>	<b>169</b>	<b>1</b>			<b>10</b>	<b>22</b>	<b>37</b>	<b>11</b>			<b>\$545,641</b>
2018	4	16	1			3	4	4			2	\$255,793
2017	23	81				4	11	18	5		25	\$172,961
2016	21	72				3	7	15	6		117	\$116,887
(A) - Amateur												

## Top Tournaments

PGA TOUR									
	THE PLAYERS Championship	Masters Tournament	PGA Championship	U.S. Open	The Open Championship	WGC-HSBC Champions	WGC-Mexico	WGC-Dell Technologies Match Play	WGC-FedEx St. Jude Inv
2019	T41								
2016				CUT					
2015				T42					

FedExCup Playoffs			
	THE NORTHERN TRUST	Dell Technologies Championship	BMW Championship
2019	CUT		

## Personal

- Attended Georgetown Prep outside Washington, D.C.
- Brother played golf at Loyola (Md.) and uncle, Mike McCarthy, played golf at James Madison. Sister, Christina, played lacrosse at James Madison.
- Enjoys anything outdoors, the beach and ping-pong.
- Played guard for his high school basketball team all four years.
- Enjoys anything outdoors, the beach and ping-pong.



# Tyler McCumber

**Height:** 5'10" (1.78 m)  
**Weight:** 176 (80 kg)  
**Age:** 28 (April 04, 1991)  
**Birthplace:** Ponte Vedra Beach, Florida  
**Residence:** Jacksonville, Florida  
**Family:** Single

**Education:** University of Florida (2013, Family Youth and Community Science)  
**Special Interests:** Surfing, spending time with friends  
**Turned Professional:** 2013  
**City plays from:** Jacksonville Beach, FL, United States

## Exempt Status

Top 50 from 2019 Korn Ferry Tour (thru 2019-20)

## Career Victories

### PGA TOUR Latinoamerica Victories (3):

**2014 (2)** Ecuador Open, Transamerican Power Products CRV Mazatlan Open. **2016 (1)** Lexus Peru Open Presentado por Diners Club.

### Mackenzie Tour-PGA TOUR Canada Victories (3):

**2018 (3)** Osprey Valley Open, Syncrude Oil Country Championship presented by AECOM, Players Cup.

## 2018-19 Season Highlights

Earned PGA TOUR membership by finishing No. 22 on the Korn Ferry Tour Regular Season points list and entered the 2019-20 season 46th in the final priority ranking. Compiled four top-10 results and made 15 cuts in 20 starts on the Korn Ferry Tour. Also made the cut in his only start on the PGA TOUR (T25/Safeway Open).

## Korn Ferry Tour

**The Bahamas Great Abaco Classic at The Abaco Club** - Posted a second-round 7-under 65 en route to his best finish on the Korn Ferry Tour, T4 at 4-under 284. His previous best finish was solo fifth in 2015. **Country Club de Bogota Championship** - Earned his career-best Korn Ferry Tour finish for the second week in a row following his T4 in Abaco with a T3 in Bogota. **Panama Championship** - Followed his great play in Abaco and Bogota with a T7 finish at Club de Golf de Panama. **Robert Trent Jones Golf Trail Championship** - Finished T3 at 12-under at the Robert Trent Jones Golf Trail Championship for his fourth top-10 finish of the year, moving to the top of the Korn Ferry Tour points list in the process. **Evans Scholars Invitational** - Held the 18-hole lead at the Evans Scholars Invitation, eventually finished T19 at 11-under 277.

## Career Records

PGA TOUR (Playoff Record: 0-0)												
Season	Events	Rounds	1st	2nd	3rd	Top 10	Top 25	Cuts Made	Cuts Missed	WD	FedExCup Rank	Earnings
<b>Total:</b>	<b>2</b>	<b>8</b>					<b>2</b>	<b>2</b>				
2019	1	4					1	1				
2018	1	4										
(A) - Amateur												

Korn Ferry Tour (Playoff Record: 0-0)												
Season	Events	Rounds	1st	2nd	3rd	Top 10	Top 25	Cuts Made	Cuts Missed	WD	Priority Rank	Earnings
<b>Total:</b>	<b>45</b>	<b>133</b>			<b>2</b>	<b>5</b>	<b>10</b>	<b>23</b>	<b>20</b>	<b>2</b>		
2019	20	67			2	4	8	15	4	1	46	\$166,267
2016	1	2							1			
2015	20	56				1	2	8	11	1		\$50,692
2014	3	6							3			
2013	1	2							1			
(A) - Amateur												

## Personal

- Son of 10-time PGA TOUR champion Mark McCumber, whose TOUR career record includes victories at the 1988 PLAYERS Championship and the 1994 TOUR Championship.
- Played baseball before focusing on golf as a teenager. Figured out his swing on the driving range at TPC Sawgrass.
- Started surfing before he played golf. In winter of 2017, embarked on a six-week trip in Australia and New Zealand where hitchhiked with just his surfboard and backpack.
- In addition to surfing, has enjoyed extreme activities like downhill BMX trail riding and skydiving.
- Loves traveling the world and experiencing different cultures.
- Favorite college team is the Florida Gators and favorite professional team is the Jacksonville Jaguars.
- Favorite quote is "If you're not living on the edge, you're taking up too much room."



# Graeme McDowell (GREY-am)

**Height:** 5'10" (1.78 m)  
**Weight:** 160 (73 kg)  
**Age:** 40 (July 30, 1979)  
**Birthplace:** Portrush, Northern Ireland  
**Residence:** Orlando, Florida; Portrush, Northern Ireland  
**Family:** Wife, Kristin; Valyn, Vale, Wills

**Education:** University of Alabama-Birmingham (2002, Economics, Engineering)  
**Special Interests:** Spending time with family, watching football and soccer, restaurateur, movies  
**Turned Professional:** 2002  
**City plays from:** Portrush, Northern Ireland

## Exempt Status

Tournament winner (thru 2020-21)

## Career Victories

### PGA TOUR Victories (4):

**2010 (1)** U.S. Open Championship. **2013 (1)** RBC Heritage. **2016 (1)** OHL Classic at Mayakoba. **2019 (1)** Corales Puntacana Resort & Club Championship.

### International Victories (8):

**2002** Volvo Scandinavian Masters [Eur]. **2004** Telecom Italia Open [Eur]. **2008** Ballantine's Championship [Eur]. **2008** Barclays Scottish Open [Eur]. **2010** Celtic Manor Wales Open [Eur]. **2010** Andalucia Valderrama Masters [Eur]. **2013** Volvo World Match Play Championship [Eur]. **2013** Alstom Open de France [Eur].

### Other Victories (2):

**2012** World Challenge. **2010** Chevron World Challenge.

## 2018-19 Season Highlights

Earned fourth career PGA TOUR title, and first since 2015, at the Corales Puntacana Resort & Club Championship and qualified for the FedExCup Playoffs for the sixth time in his career, ending the season at No. 68 in the FedExCup standings. Advanced to the BMW Championship for the fifth time. Collected three top-10s while making 18 cuts in 20 starts, making more than 16 cuts for the first time in his career.

## PGA TOUR

**Corales Puntacana Resort & Club Championship** - Collected his fourth career PGA TOUR title in his 215th start at the age of 39 years, 8 months, 1 day with a one-stroke win over Mackenzie Hughes and Chris Stroud at the Corales Puntacana Resort & Club Championship. Matched Brice Garnett's 2018 winning score of 18-under 270 with rounds of 73-64-64-69 at the Corales Golf Course. With the win, became the fourth European winner on TOUR in as many weeks (Francesco Molinari/Arnold Palmer Invitational, Rory McIlroy/THE PLAYERS Championship, Paul Casey/Valspar Championship, Graeme McDowell/Corales Puntacana Resort & Club Championship), the longest streak on TOUR since 1970. His combined score of 128 in rounds two and three was his first sub-130 36-hole score (any rounds) on the PGA TOUR. Round three was highlighted by 16 one-putts (two-putted Nos. 16 and 17) and 20 total putts, topping his previous-low mark for putts in a round (21/2014 FedEx St. Jude Classic). Converted a 54-hole lead/co-lead for the first time (four occasions); previous results: T33/2011 THE PLAYERS, T2/2012 U.S. Open, T3/2014 WGC-HSBC Champions. **Valero Texas Open** - Followed a third-round even-par 72 with a 6-under 66 to finish T7 at the Valero Texas Open. On the heels of his victory at the Corales Puntacana Resort & Club Championship, marked his first back-to-back top-10s on the PGA TOUR since winning the 2015 Mayakoba Golf Classic and finishing third at The RSM Classic.

## National Team Selections

**Arnold Palmer Cup** : 2000, 2001 **Eurasia** : 2014 **Royal Trophy** : 2006 **Ryder Cup** : 2008, 2010, 2012, 2014 **Seve Trophy** : 2005, 2009 **Walker Cup** : 2001 **World Cup** : 2008, 2009, 2011, 2013, 2016

## Career Records

PGA TOUR (Playoff Record: 2-0)												
Season	Events	Rounds	1st	2nd	3rd	Top 10	Top 25	Cuts Made	Cuts Missed	WD	FedExCup Rank	Earnings
<b>Total:</b>	<b>225</b>	<b>711</b>	<b>4</b>	<b>3</b>	<b>5</b>	<b>36</b>	<b>68</b>	<b>158</b>	<b>65</b>	<b>2</b>		<b>\$17,608,041</b>
2019	20	71	1			3	7	18	2		68	\$1,671,523
2018	20	59				1	4	13	7		144	\$581,024
2017	17	56					4	11	6		136	\$639,770
2016	21	60	1		1	5	6	11	10		48	\$2,596,170
2015	15	40			1	1	2	8	6	1	160	\$686,438
2014	17	62			1	8	10	16	1		56	\$2,077,387
2013	16	49	1		1	4	5	11	5		55	\$2,174,595
2012	16	54		2		4	8	13	3		42	\$2,408,279
2011	16	47			1	3	4	10	6		73	\$1,088,898
2010	10	30	1			2	4	7	3		200	\$1,589,337
2009	11	39				2	4	11				
2008	4	16					2	4				
2007	3	10						2	1			
2006	15	43					3	8	7			\$357,902
2005	14	42		1		3	5	10	3	1		
2004	3	8						1	2			
2003	3	11						1	2			
2002	3	12						3				
2001	1	2							1			

(A) - Amateur

## Top Tournaments

PGA TOUR	THE PLAYERS Championship	Masters Tournament	PGA Championship	U.S. Open	The Open Championship	WGC-HSBC Champions	WGC-Mexico	WGC-Dell Technologies Match Play	WGC-FedEx St. Jude Inv
2019			T29	T16	T57				
2018				CUT					
2017	T69		CUT	CUT					
2016	T9	CUT	CUT	T18	T63		T28	T38	
2015	T56	T52	CUT	CUT	T49	T3	T56	T52	T17
2014	T62	CUT	T46	T28	T9	3	T9	T5	T8
2013	CUT	CUT	T12	CUT	T58		T3	T5	T40
2012	CUT	T12	T11	T2	T5	T42	T13	T33	T24
2011	T33	CUT	CUT	T14	CUT	3	T42	T9	T65
2010	T26	CUT	CUT	1	T23	T34	T6	T33	T22
2009	T8	T17	T10	T18	T34		T66	T33	T45
2008			T15		T19		T48		T56
2007				T30	CUT				
2006				T48	T61				
2005	T40		CUT	T80	T11		T6	T17	W/D
2004		CUT	CUT		CUT		T43		
2002									T52

FedExCup Playoffs			
THE NORTHERN TRUST	Dell Technologies Championship	BMW Championship	TOUR Championship
2019	CUT		T57
2016	CUT		T42
2014	T38		T36
2013	CUT	T47	T57
2012	CUT	T74	T34
2011	T43	T37	

## Personal

- Picked up the sport at age 7 with his brothers at the urging of his dad.
- Says standing on the 18th green at Pebble Beach after winning the U.S. Open is his biggest thrill in golf.
- Played numerous sports as a youngster, but, as he says, "golf always won."
- Earned an honorary doctorate degree from the University of Ulster.
- In early 2013, opened Nona Blue Modern Tavern outside Lake Nona in Orlando, Fla., an upscale restaurant and sports bar. The 5,600 square-foot facility offers menu items that range from seafood and steaks to shepherd's pie. Says a must-try item is G-Mac and Cheese. Second restaurant, also called Nona Blue, opened on September 14, 2016 in Ponte Vedra Beach, Fla., just outside the gates of PGA TOUR headquarters.



# William McGirt

**Height:** 5'8" (1.73 m)  
**Weight:** 195 (88 kg)  
**Age:** 40 (June 21, 1979)  
**Birthplace:** Fairmont, North Carolina  
**Residence:** Spartanburg, South Carolina  
**Family:** Wife, Sarah; Miles Cameron, Caroline James

**Education:** Wofford College (2001, Business Economics)  
**Special Interests:** Fishing, watching TV  
**Turned Professional:** 2004  
**City plays from:** Spartanburg, SC, United States

## Exempt Status

Major Medical Extension

## Career Victories

### PGA TOUR Victories (1):

2016 (1) the Memorial Tournament presented by Nationwide.

## Player Statistics

**Career Low Round:** 62 - 2016 Shriners Hospitals for Children Open (Round 4)

**Career High FedExCup Rank:** #8 : 2016 Sanderson Farms Championship

**Career High Official World Golf Rank:** #38 : 2016 PGA Championship

**Career Largest Paycheck:** \$1,530,000 : 2016 the Memorial Tournament presented by Nationwide (Finished 1)

## Career Records

PGA TOUR (Playoff Record: 1 - 0)												
Season	Events	Rounds	1st	2nd	3rd	Top 10	Top 25	Cuts Made	Cuts Missed	WD	FedExCup Rank	Earnings
<b>Total:</b>	<b>229</b>	<b>736</b>	<b>1</b>	<b>3</b>	<b>1</b>	<b>23</b>	<b>53</b>	<b>145</b>	<b>83</b>	<b>2</b>		
2018	26	78				3	6	16	10		116	\$933,327
2017	28	83			1	3	6	17	10	1	85	\$1,225,005
2016	28	98	1	1		7	13	20	8		24	\$3,614,972
2015	30	103				1	7	22	8	1	69	\$1,004,696
2014	29	96				4	8	19	10		61	\$1,275,738
2013	24	75		1		2	3	14	10		100	\$867,384
2012	30	96		1		3	6	18	12		50	\$1,228,947
2011	32	103					4	19	13		83	\$532,933
2010	1	2							1			
2007	1	2							1			

(A) - Amateur

Korn Ferry Tour (Playoff Record: 0 - 0)												
Season	Events	Rounds	1st	2nd	3rd	Top 10	Top 25	Cuts Made	Cuts Missed	WD	Priority Rank	Earnings
<b>Total:</b>	<b>26</b>	<b>87</b>			<b>1</b>	<b>4</b>	<b>8</b>	<b>18</b>	<b>7</b>	<b>1</b>		<b>\$176,434</b>
2011	1	4						1				\$2,991
2010	24	80			1	4	8	17	6	1		\$173,444
2009	1	3							1			

(A) - Amateur

## Top Tournaments

PGA TOUR									
	THE PLAYERS Championship	Masters Tournament	PGA Championship	U.S. Open	The Open Championship	WGC-HSBC Champions	WGC-Mexico	WGC-Dell Technologies Match Play	WGC-FedEx St. Jude Inv
2018	CUT								
2017	T22	T22	CUT	T55	CUT		T28	T9	
2016	T43		T10	CUT	CUT				T7
2015	CUT								
2014	CUT								
2013	T43								
2012			CUT						

FedExCup Playoffs				
	THE NORTHERN TRUST	Dell Technologies Championship	BMW Championship	TOUR Championship
2018	CUT			
2017	T54	T30		
2016	T41	CUT	T20	T17
2015	CUT	T12	T49	
2014	T5	T69	65	
2013	CUT	CUT		
2012	T10	T26	68	
2011	T24	T42		

## Personal

- Got his start in the game because, in his own words, "My aunt had me on the golf course as soon as I could walk."
- Only marks his ball with a quarter.
- Favorite professional team is the Atlanta Braves and favorite college team is the Wofford Terriers.
- Favorite book is Caddy for Life, the story of Tom Watson's caddie, by Bruce Edwards.
- Received scholarship offers to play golf and baseball in college. Was all-conference in baseball twice in high school.



# Rory McIlroy

**FedExCup Champion:** 2016, 2019  
**Height:** 5'10" (1.78 m)  
**Weight:** 160 (73 kg)  
**Age:** 30 (May 4, 1989)  
**Birthplace:** Holywood, Northern Ireland  
**Residence:** Holywood, Northern Ireland  
**Family:** Wife, Erica

**Special Interests:** Football (Manchester United), rugby, cars, movies, music  
**Turned Professional:** 2007  
**City plays from:** Hollywood, Northern Ireland

## Exempt Status

Winner, THE PLAYERS Championship (thru 2023-24)

## Career Victories

### PGA TOUR Victories (17):

**2010 (1)** Quail Hollow Championship. **2011 (1)** U.S. Open. **2012 (4)** The Honda Classic, PGA Championship, Deutsche Bank Championship, BMW Championship. **2014 (3)** The Open Championship, World Golf Championships-Bridgestone Invitational, PGA Championship. **2015 (2)** World Golf Championships-Cadillac Match Play, Wells Fargo Championship. **2016 (2)** Deutsche Bank Championship, TOUR Championship. **2018 (1)** Arnold Palmer Invitational presented by Mastercard. **2019 (3)** THE PLAYERS Championship, RBC Canadian Open, TOUR Championship.

### International Victories (9):

**2009** Dubai Desert Classic [Eur]. **2011** Shanghai Masters [Eur]. **2011** UBS Hong Kong Open [Eur]. **2012** DP World Tour Championship [Eur]. **2014** BMW PGA Championship [Eur]. **2015** Omega Dubai Desert Classic [Eur]. **2015** DP World Tour Championship [Eur]. **2016** Dubai Duty Free Irish Open Hosted by the Rory Foundation [Eur]. **2013** Emirates Australian Open [Aus].

## 2018-19 Season Highlights

Won the FedExCup for the second time, becoming the second player to win the season-long race multiple times (joining Tiger Woods) and the first to win THE PLAYERS Championship and the FedExCup in the same season. Named PGA TOUR Player of the Year as voted by the TOUR's membership, winning the award for the third time in his career. With three wins on the season (THE PLAYERS, RBC Canadian Open, TOUR Championship), tied Brooks Koepka for the most on TOUR and collected three or more in a single season for the third time in his career. Won the Vardon Trophy for the PGA TOUR's best Scoring Average (69.057) for the third time in his career. Qualified for the FedExCup Playoffs for the ninth time in his ninth season as a member, advancing to the TOUR Championship for the sixth time. Led or co-led the PGA TOUR in Top-10s (14), Strokes Gained: Off-the-Tee (1.195), SG: Tee-to-Green (2.126), SG: Total (2.551) and Par-3 Scoring Average (2.96).

## PGA TOUR

**Sentry Tournament of Champions** - Recorded four under-par scores to tie Dustin Johnson and Marc Leishman for fourth at the Sentry Tournament of Champions in his first start at the event. Hit 63 of 72 greens in regulation for the week, tied for most in the field. **Farmers Insurance Open** - Recorded back-to-back top-fives on TOUR with a T5 finish in his tournament debut at the Farmers Insurance Open. Sat T74 after opening-round 71 and followed with 65-69-69 for a 14-under tournament total. **Genesis Open** - Posted first top-10 in three appearances at the Genesis Open, tying Marc Leishman for fourth. Second-round 63 was the first second-round score of 63 or better in his PGA TOUR career. Led the field in Greens in Regulation percentage (73.61). **World Golf Championships-Mexico Championship** - Finished runner-up at the World Golf Championships-Mexico Championship after taking the first-round lead with an 8-under 63 at Club de Golf Chapultepec. Collected his seventh top-10 finish in his 10th start, which included a T7 in 2017 in the tournament's debut in Mexico City. Led the field in birdies with 25. **Arnold Palmer Invitational presented by Mastercard** - With a final-round even-par 72, finished T6 in his title defense at the Arnold Palmer Invitational presented by Mastercard. Entered the final round trailing Matthew Fitzpatrick by one stroke before posting two birdies and two bogeys in the final round. Led the field in Driving Distance (314.0 yards). Previous two starts at the Arnold Palmer Invitational included a win (2018) and T4 (2017). **THE PLAYERS Championship** - Won THE PLAYERS Championship for his 15th career PGA TOUR victory at the age of 29 years, 10 months, 14 days. Became the third player to win THE PLAYERS Championship, a major, the FedExCup and a World Golf Championships event. Earned 600 FedExCup points to move to No. 1 in the FedExCup standings for the first time since winning the FedExCup title in 2016. Moved to No. 4 in the Official World Golf Ranking. Became the first player from Northern Ireland to win THE PLAYERS Championship and 15th international champion. Began the final round one shot behind Jon Rahm, marking his eighth come-from-behind victory in a stroke-play event. Marked his third victory at a Pete Dye-designed course, including The Ocean Course at Kiawah Island (2012 PGA Championship) and Crooked Stick Golf Club (2012 BMW Championship). **World Golf Championships-Dell Technologies Match Play** - Went undefeated in three Group Play matches to advance to the Round of 16 where he met Tiger Woods for the first time in match play. Lost to Woods, 2 and 1, to finish T9. **Wells Fargo Championship** - Tied four others for eighth at the Wells Fargo Championship. Opened with a 66 to share the first-round lead with Joel Dahmen. **PGA Championship** - Despite standing T57 after two rounds of the PGA Championship, closed with a pair of 69s to finish in a tie for eighth place. Represented sixth top-10 at the event and first since winning in 2014. **RBC Canadian Open** - Playing the RBC Canadian Open for the first time, won his 16th career PGA TOUR title by seven strokes in his 162nd start at 30 years, 1 month, 5 days. After entering the final round with a share of the lead, fired a front-nine 30 en route to a 61, and with a four-round total of 258, became the first player to shoot 258 or better in tournament history. Marked his fifth final round of 65 or better en route to victory since 2010, two more than any other player in that span. Marked sixth different national Open title: UBS Hong Kong Open (2011), U.S. Open (2011), Emirates Australian Open (2013), The Open Championship (2014), Dubai Duty Free Irish Open Hosted by the Rory Foundation (2016), RBC Canadian Open (2019). Became the sixth player in PGA TOUR history to win the U.S. Open, The Open Championship and the RBC Canadian Open (Tommy Armour, Walter Hagen, Arnold Palmer, Lee Trevino, Tiger Woods, Rory McIlroy). Led the field in Birdies (26), while holes 16 and 18 at Hamilton Golf & Country Club were the only two he failed to birdie. **The Open Championship** - Competed in a major in his native Northern Ireland for the first time, as The Open Championship was held at Royal Portrush, an hour from his hometown of Holywood. After opening with a 79, posted a 6-under 65 in the second round, but missed the cut by one stroke, marking one of two missed cuts on the season. **World Golf Championships-FedEx St. Jude Invitational** - Entering the final round with a one-shot lead, shot a 1-over 71 to finish T4 at the World Golf Championships-FedEx St. Jude Invitational. Third-round 62 tied the low score of the week. **THE NORTHERN TRUST** - Made seven birdies en route to final-round 69 and T6 finish at THE NORTHERN TRUST. During the second round, received a two-stroke penalty that was later rescinded after touching the sand in the greenside bunker on No. 14 when he thought he was removing a stone. Finished the hole with a double bogey and later met with PGA TOUR Rules following the round where it was determined no penalty was incurred. **TOUR Championship** - Won the TOUR Championship by four shots over Xander Schauffele, claiming his second FedExCup title and 17th career PGA TOUR victory. Became the second player with multiple FedExCup titles, joining Tiger Woods, and the first player to win THE PLAYERS Championship and the FedExCup in the same season. Earned fifth career win in the FedExCup Playoffs, becoming the first player to reach that mark in PGA TOUR history. Led the field in Birdies with 20. With the inception of FedExCup Starting Strokes, began the event in fifth place and five shots back of Justin Thomas.

## National Team Selections

**Ryder Cup** : 2010, 2012, 2014, 2016, 2018 **World Cup** : 2009, 2011 **Walker Cup** : 2007 **Seve Trophy** : 2009

## Career Records

PGA TOUR (Playoff Record: 1 - 2)											
Season	Events	Rounds	1st	2nd	3rd	Top 10	Top 25	Cuts Made	Cuts Missed	WD	FedExCup Rank
<b>Total:</b>	<b>168</b>	<b>582</b>	<b>17</b>	<b>7</b>	<b>5</b>	<b>81</b>	<b>111</b>	<b>145</b>	<b>22</b>	<b>1</b>	
2019	19	68	3	1		14	16	17	2		1
2018	18	61	1	1		7	11	14	4		13
2017	14	48				6	8	12	2		58
2016	18	62	2		1	8	11	15	3		1
2015	12	42	2			7	10	11			15
2014	17	64	3	2		12	17	17			3
2013	16	55		1		5	7	14	1	1	50
2012	16	54	4	2	1	10	11	13	3		2
2011	10	34	1			4	7	9	1		
2010	16	52			2	5	6	12	4		36
2009	11	38			1	3	7	10	1		
2007		1 (A)	4					1			

(A) - Amateur

## Top Tournaments

PGA TOUR									
	THE PLAYERS Championship	Masters Tournament	PGA Championship	U.S. Open	The Open Championship	WGC-HSBC Champions	WGC-Mexico	WGC-Dell Technologies Match Play	WGC-FedEx St. Jude Inv
2019	1	T21	T8	19	CUT	T54	2	T9	T4
2018	CUT	T5	T50	CUT	T2			T36	T6
2017	T35	T7	T22	CUT	T4	T4	T7	T30	T5
2016	T12	T10	CUT	CUT	T5	T11	T3	4	
2015	T8	4	T7	T9			T9	1	DNS
2014	T6	T8	1	T23	1	T6	T25	T17	1
2013	T8	T25	T8	T41	CUT		T8	T33	T27
2012	CUT	T40	1	CUT	T60		3	2	T5
2011		T15	T64	1	T25	T4	T10	T17	T6
2010	CUT	CUT	T3	CUT	T3	5	T65	T17	T9
2009	CUT	T20	T3	T10	T47	4	T20	T5	T68
2007					T42				

FedExCup Playoffs			
	THE NORTHERN TRUST	Dell Technologies Championship	BMW Championship
2019	T6		T19
2018		T12	5
2017	T34	CUT	T7
2016	T31	1	T42
2015		T29	T4
2014	T22	T5	T8
2013	T19	T47	T59
2012	T24	1	1
2010	T56	T37	T37

## Personal

- Left school at age 16 to concentrate on amateur golf. His parents took on extra jobs and shifts to help support his golf development.
- The Rory Foundation (roryfoundation.com) works to have a positive impact on children and their families who are suffering from ill health or are unfairly disadvantaged or vulnerable to life's circumstances. The Rory Foundation became the official tournament host of the Irish Open on the European Tour in 2015.



# Parker McLachlin

(muh-GLOCK-lun)

**Height:** 6'1" (1.85 m)  
**Weight:** 165 (0 kg)  
**Age:** 40 (May 10, 1979)  
**Birthplace:** Honolulu, Hawaii  
**Residence:** Scottsdale, Arizona  
**Family:** Wife, Kristy; Kainoa

**Education:** UCLA (2002, Sociology)  
**Special Interests:** Body surfing, ping-pong, movies  
**Turned Professional:** 2003  
**City plays from:** Kohanaiki, HI, United States

## Exempt Status

Past champion/veteran member beyond 150 in 2018-19 FedExCup (thru 2019-20)

## Career Victories

### PGA TOUR Victories (1):

**2008 (1)** Legends Reno-Tahoe Open.

## Player Statistics

**Career Low Round:** 62 - 2008 Legends Reno-Tahoe Open (Round 2)

**Career High FedExCup Rank:** #24 : 2009 Mercedes-Benz Championship

**Career High Official World Golf Rank:** #163 : 2008 World Golf Championships-Bridgestone Invitational

**Career Largest Paycheck:** \$540,000 : 2008 Legends Reno-Tahoe Open (Finished 1)

## Career Records

PGA TOUR (Playoff Record: 0 - 0)												
Season	Events	Rounds	1st	2nd	3rd	Top 10	Top 25	Cuts Made	Cuts Missed	WD	FedExCup Rank	Earnings
<b>Total:</b>	<b>137</b>	<b>372</b>	<b>1</b>			<b>4</b>	<b>16</b>	<b>56</b>	<b>79</b>	<b>2</b>		<b>\$2,513,692</b>
2019	8	21						3	5		233	\$29,674
2018	11	30					1	6	5		191	\$174,039
2017	1	2							1			
2016	3	4							3			
2015	2	4						1	1			\$7,560
2013	2	2							2			
2012	3	4							3			
2011	3	6							3			
2010	20	45						4	14	2	225	\$53,291
2009	25	71					3	10	15		176	\$275,033
2008	27	88	1			3	6	17	10		107	\$1,311,839
2007	28	83				1	6	13	15		158	\$627,582
2006	2	8						2				\$34,674
2004	1	2							1			
2000	1 (A)	2							1			

(A) - Amateur

Korn Ferry Tour (Playoff Record: 0 - 0)												
Season	Events	Rounds	1st	2nd	3rd	Top 10	Top 25	Cuts Made	Cuts Missed	WD	Priority Rank	Earnings
<b>Total:</b>	<b>68</b>	<b>191</b>		<b>2</b>		<b>6</b>	<b>10</b>	<b>27</b>	<b>41</b>			<b>\$227,214</b>
2019	3	6							3			
2018	5	14						2	3		100	\$7,744
2017	18	49						7	11			\$14,300
2015	1	2							1			
2014	1	2							1			
2013	3	7							3			
2012	2	4							2			
2010	2	4							2			
2009	1	2							1			
2007	1	4				1	1	1				\$26,400
2006	28	89		2		5	9	16	12			\$176,882
2005	1	4						1				\$1,888
2003	2	4							2			

(A) - Amateur

## Top Tournaments

PGA TOUR	THE PLAYERS Championship	Masters Tournament	PGA Championship	U.S. Open	The Open Championship	WGC-HSBC Champions	WGC-Mexico	WGC-Dell Technologies Match Play	WGC-FedEx St. Jude Inv
2009	CUT								
2008			CUT						
2004				CUT					

FedExCup Playoffs			
THE NORTHERN TRUST	Dell Technologies Championship	BMW Championship	TOUR Championship
2008	CUT		

## Personal

- His dad, Chris, was the high school basketball coach of U.S. President Barack Obama at Punahou High School in Honolulu, Hawaii.
- Father played basketball and volleyball for Stanford, while his mom, Beth, was captain of the 1976 U.S. Olympic volleyball team and served as an alternate in 1968. Brother Spencer is a 6-7 sophomore outside hitter on the Stanford volleyball team.
- Plays a lot of golf with Michelle Wie.
- Earned all-state honors in high school in volleyball. Non-golf related jobs held include high school volleyball referee.



# Maverick McNealy

**Height:** 6'1" (1.85 m)  
**Weight:** 170 (77 kg)  
**Age:** 24 (November 07, 1995)  
**Birthplace:** Stanford, California  
**Residence:** Las Vegas, Nevada

**Education:** Stanford University (Management Science & Engineering)  
**Special Interests:** Ice hockey  
**Turned Professional:** 2017  
**City plays from:** Summerlin, NV, United States

## Exempt Status

Top 50 from 2019 Korn Ferry Tour (thru 2019-20)

## Career Victories

None.

## Player Statistics

**Career Low Round:** 65 - 2018 Fort Worth Invitational (Round 4)

**Career High FedExCup Rank:**

**Career High Official World Golf Rank:** #377 : 2019 Wyndham Championship

**Career Largest Paycheck:** \$43,872 : 2018 Farmers Insurance Open (Finished 29)

## 2018-19 Season Highlights

Earned PGA TOUR membership by finishing No. 23 on the Korn Ferry Tour Regular Season points list and entered the 2019-20 season 44th in the final priority ranking. Compiled three top-10 results and made 16 cuts in 22 starts on the Korn Ferry Tour. Made one cut (T63/Safeway Open) in two starts on the PGA TOUR.

## Korn Ferry Tour

**LECOM Suncoast Classic** - Carded four rounds in the 60s, including a final-round 65, to finish runner-up at the LECOM Suncoast Classic. He was a co-leader after the second round, marking the sixth time he has led / co-led a round on the Korn Ferry Tour. **LECOM Health Challenge** - Carded four rounds in the 60s to finish T9 at 17-under at the LECOM Health Challenge. **Ellie Mae Classic at TPC Stonebrae** - Carded four rounds in the 60s to finish solo-third at 15-under at the Ellie Mae Classic at TPC Stonebrae, his third top-10 of the season.

## National Team Selections

**Arnold Palmer Cup** : 2015, 2017 **Walker Cup** : 2015, 2017 **Eisenhower Trophy** : 2016

## Career Records

PGA TOUR (Playoff Record: 0-0)												
Season	Events	Rounds	1st	2nd	3rd	Top 10	Top 25	Cuts Made	Cuts Missed	WD	FedExCup Rank	Earnings
<b>Total:</b>	<b>17</b>	<b>52</b>						<b>10</b>	<b>7</b>			
2019	2	6						1	1			
2018	7	24						4	3			
2017	4 (A)	8						2	2			
2016	1 (A)	4						1				
2015	2 (A)	8						2				
2014	1 (A)	2							1			
(A) - Amateur												

Korn Ferry Tour (Playoff Record: 0-0)												
Season	Events	Rounds	1st	2nd	3rd	Top 10	Top 25	Cuts Made	Cuts Missed	WD	Priority Rank	Earnings
<b>Total:</b>	<b>41</b>	<b>138</b>		<b>1</b>	<b>2</b>	<b>5</b>	<b>10</b>	<b>29</b>	<b>12</b>			<b>\$250,509</b>
2019	22	75		1	1	3	6	16	6		44	\$163,503
2018	18	59			1	2	4	12	6		116	\$87,006
2016	1 (A)	4						1				
(A) - Amateur												

## Top Tournaments

PGA TOUR	THE PLAYERS Championship	Masters Tournament	PGA Championship	U.S. Open	The Open Championship	WGC-HSBC Champions	WGC-Mexico	WGC-Dell Technologies Match Play	WGC-FedEx St. Jude Inv
2017				CUT	CUT				
2014				CUT					

## Personal

- Graduated from Stanford in 2017 with a degree in Management Science & Engineering.
- Has three brothers, Dakota, Colt and Scout, who also play golf. The four sons are named after American cars because their grandfather worked in the Detroit auto industry: Ford Maverick, Dodge Dakota, Dodge Colt, Jeep Scout.
- He and his brothers all shared a room growing up.
- Alongside his three brothers, grew up playing ice hockey. Played more hockey than golf until graduating high school and deciding to pursue one sport.
- Since high school, has worked with Curriki, a non-profit whose mission is to make high-quality education free and accessible for everyone. In 2019, launched "Birdies for Education" and donated \$20 for every birdie, a figure matched by his sponsors.
- Father, Scott, is an American businessman who co-founded tech company, Sun Microsystems. Mom, Susan, graduated from Stanford where Scott earned his MBA.



# George McNeill

**Height:** 6'1" (1.85 m)  
**Weight:** 180 (82 kg)  
**Age:** 43 (October 2, 1975)  
**Birthplace:** Naples, Florida  
**Residence:** Fort Myers, Florida

**Education:** Florida State University  
**Special Interests:** Fishing, hunting, boating  
**Turned Professional:** 1998  
**City plays from:** Ft. Myers, FL, United States

## Exempt Status

Past champion/veteran member beyond 150 in 2018-19 FedExCup (thru 2019-20)

## Career Victories

### PGA TOUR Victories (2):

**2007 (1)** Frys.com Open benefiting Shriners Hospitals for Children. **2012 (1)** Puerto Rico Open presented by seepuertorico.com.

## Player Statistics

**Career Low Round:** 61 - 2014 The Greenbrier Classic (Round 4)

**Career High FedExCup Rank:** #6 : 2014 Frys.com Open

**Career High Official World Golf Rank:** #67 : 2008 PODS Championship

**Career Largest Paycheck:** \$720,000 : 2007 Frys.com Open benefiting Shriners Hospitals for Children (Finished 1)

## 2018-19 Season Highlights

### PGA TOUR

**Corales Puntacana Resort & Club Championship** - Posted four under-par scores at the Corales Puntacana Resort & Club Championship, highlighted by a second-round 65, to finish T7, his first top-10 on the PGA TOUR since the 2015 Charles Schwab Challenge (T5).

## Career Records

PGA TOUR (Playoff Record: 0 - 2)													
Season	Events	Rounds	1st	2nd	3rd	Top 10	Top 25	Cuts Made	Cuts Missed	WD	FedExCup Rank	Earnings	
<b>Total:</b>	<b>284</b>	<b>870</b>	<b>2</b>	<b>7</b>	<b>1</b>	<b>20</b>	<b>61</b>	<b>164</b>	<b>106</b>	<b>13</b>		<b>\$11,897,728</b>	
2019	9	22				1	2	4	5		201	\$187,950	
2018	10	25					1	4	5	1	212	\$91,100	
2017	7	17						2	5	1	239	\$9,984	
2016	23	51					1	6	13	3	192	\$213,895	
2015	27	93				1	8	20	7		62	\$1,331,768	
2014	24	79		1		4	10	16	7	1	46	\$2,014,357	
2013	21	68					2	15	4	1	102	\$500,798	
2012	25	85	1			1	4	18	6	1	86	\$1,119,535	
2011	21	69		2		4	5	15	5	1	68	\$1,458,110	
2010	28	79				1	6	12	15	1	135	\$664,854	
2009	26	82		2		3	7	15	11		105	\$1,439,220	
2008	29	97		2		3	9	19	9	1	105	\$1,361,532	
2007	30	95	1		1	2	6	18	10	2	98	\$1,504,627	
2006	1	2							1				
2003	1	2							1				
2002	1	2							1				
2000	1	2							1				

(A) - Amateur

Korn Ferry Tour (Playoff Record: 0 - 0)													
Season	Events	Rounds	1st	2nd	3rd	Top 10	Top 25	Cuts Made	Cuts Missed	WD	Priority Rank	Earnings	
<b>Total:</b>	<b>34</b>	<b>93</b>				<b>1</b>	<b>4</b>	<b>13</b>	<b>19</b>	<b>2</b>			
2018	1	4					1	1				\$9,350	
2017	1	2											
2016	3	8						1	2	1	107	\$3,050	
2009	1	4						1				\$2,622	
2006	2	6						1	1			\$1,835	
2004	1	2							1				
2003	24	63				1	3	8	15	1		\$31,153	
2000	1	4						1				\$1,920	

(A) - Amateur

## Top Tournaments

PGA TOUR													
	THE PLAYERS Championship	Masters Tournament	PGA Championship	U.S. Open	The Open Championship	WGC-HSBC Champions	WGC-Mexico	WGC-Dell Technologies Match Play	WGC-FedEx St. Jude Inv				
2016	CUT												
2015	T17		CUT	CUT									
2014	T13		CUT		CUT								
2013	CUT												
2012	T64		T62										
2010	T58		CUT		CUT								
2009	CUT			CUT									
2008	CUT		CUT										
2007				63									
2006				CUT									
2002				CUT									

FedExCup Playoffs			
THE NORTHERN TRUST	Dell Technologies Championship	BMW Championship	TOUR Championship
2015	T50	CUT	T13
2014	CUT	T29	T31
2013	T43		
2012	T67	T47	
2011	CUT	T37	64
2009	CUT		
2008	T31	CUT	
2007	CUT	T17	

## Personal

- Graduated from same high school as Deion Sanders, Mike Greenwell, Jevon Kearse, Richard Fain and Noel Devine.
- Biggest thrill outside golf is tarpon fishing.
- Is an instrument-rated, multi-engine pilot.
- Bucket list includes diving with Great White sharks.
- Charity works include Southwest Florida Junior Golf, the Bobby Nichols Charity Classic benefiting Children's Advocacy Center of Southwest Florida and Hope Hospice.



# Troy Merritt

**Height:** 6'0" (1.83 m)  
**Weight:** 160 (73 kg)  
**Age:** 33 (October 25, 1985)  
**Birthplace:** Osage, Iowa  
**Residence:** Meridian, Idaho  
**Family:** Wife, Courtney; Scout Brian, Dodge Timothy

**Education:** Boise State University  
**Special Interests:** Spending time with family and friends  
**Turned Professional:** 2008  
**City plays from:** Eagle, ID, United States

## Exempt Status

Tournament winner (thru 2019-20)

## Career Victories

### PGA TOUR Victories (2):

**2015 (1)** Quicken Loans National. **2018 (1)** Barbasol Championship.

### Korn Ferry Tour Victories (1):

**2009 (1)** Mexico Open Presented by Corona Light.

### International Victories (1):

## 2018-19 Season Highlights

Qualified for the FedExCup Playoffs for the fifth time in his eighth season on TOUR and advanced to the BMW Championship for the second time, finishing the season No. 58 in the FedExCup standings. Earned four top-10s, collecting more than three in a single season for the first time in his career, and made 14 cuts in 21 starts.

## PGA TOUR

**Safeway Open** - Shot a bogey-free 5-under 67 in the first round of the Safeway Open en route to a T4. Played the final six holes in 5-under and finished one shot out of the playoff won by Kevin Tway. **RBC Heritage** - With a total of 7-under 277, finished T10 at the RBC Heritage, his second top-10 in five starts at the event. **the Memorial Tournament presented by Nationwide** - Held the third 36-hole lead/co-lead of his career, standing T1 after the second round of the Memorial Tournament presented by Nationwide en route to a T17. **THE NORTHERN TRUST** - Fired a 9-under 62 to hold the first-round lead at THE NORTHERN TRUST en route to a T12. Moved from No. 72 to 59th in the FedExCup standings to earn a spot in the BMW Championship.

## Career Records

### PGA TOUR (Playoff Record: 0 - 0)

Season	Events	Rounds	1st	2nd	3rd	Top 10	Top 25	Cuts Made	Cuts Missed	WD	FedExCup Rank	Earnings
<b>Total:</b>	<b>203</b>	<b>601</b>	<b>2</b>	<b>2</b>	<b>3</b>	<b>14</b>	<b>35</b>	<b>103</b>	<b>100</b>			<b>\$8,264,505</b>
2019	21	61		1		4	9	14	7		58	\$1,531,143
2018	27	85	1			3	5	17	10		91	\$1,326,989
2017	28	76				1	5	12	16		151	\$569,682
2016	26	77			1	1	6	12	14		121	\$922,707
2015	29	91	1		1	3	3	16	13		56	\$2,092,669
2014	20	62		1		1	3	10	10		101	\$882,864
2011	23	63						8	15		187	\$151,475
2010	29	86			1	1	4	14	15		138	\$786,977
(A) - Amateur												

### Korn Ferry Tour (Playoff Record: 1 - 0)

Season	Events	Rounds	1st	2nd	3rd	Top 10	Top 25	Cuts Made	Cuts Missed	WD	Priority Rank	Earnings
<b>Total:</b>	<b>72</b>	<b>234</b>	<b>1</b>			<b>5</b>	<b>16</b>	<b>45</b>	<b>27</b>			
2017	4	14				2	2	3	1		27	\$59,650
2014	1	4						1				\$3,402
2013	22	73				1	5	15	7		30	\$104,249
2012	24	71				1	5	11	13			\$63,063
2011	2	8					2	2				\$31,646
2010	1	4						1				\$2,741
2009	17	58	1			1	2	12	5			\$151,821
2008	1	2							1			
(A) - Amateur												

## Top Tournaments

PGA TOUR	THE PLAYERS Championship	Masters Tournament	PGA Championship	U.S. Open	The Open Championship	WGC-HSBC Champions	WGC-Mexico	WGC-Dell Technologies Match Play	WGC-FedEx St. Jude Inv
2019	CUT		CUT						
2018			CUT						
2017	CUT			CUT					
2016	CUT	T42							
2015	72		T54						77
2011	161								
2010	68								

### FedExCup Playoffs

	THE NORTHERN TRUST	Dell Technologies Championship	BMW Championship	TOUR Championship
2019	T12		T43	
2018	CUT	CUT		
2016	CUT			
2015	T53	T39	T62	
2014	T46			

## Personal

- Biggest thrill outside golf was the births of his two sons.
- Helped his high school basketball team reach the state tournament for the first time in school history.
- Superstitions include tying his shoes in a certain way.
- Dream foursome includes Mark Merritt and his two sons, Scout and Dodge.
- Two brothers also competed in college athletics. Older brother, Ben, played Division III football at Wartburg College in Iowa. Younger brother, Tim, was a Division III basketball player at Luther College in Iowa. Father is a member of the Wartburg Hall of Fame after playing both baseball and basketball for the school.
- On the Friday before the 2018 PGA Championship, was diagnosed with 12-inch blood clot that ran from the area above his elbow into his chest. Underwent a thrombectomy the same day. Two days later, flew to St. Louis to play in the PGA Championship (MC).
- In January 2019, was diagnosed with thoracic outlet syndrome, where blood vessels or nerves in the area between the collarbone and the first rib are compressed, leading to surgery that month to have the top rib on his left side removed. After a two-month absence, returned to the PGA TOUR at THE PLAYERS Championship (MC).



# Phil Mickelson

**Height:** 6'3" (1.91 m)  
**Weight:** 200 (91 kg)  
**Age:** 49 (June 16, 1970)  
**Birthplace:** San Diego, California  
**Residence:** Rancho Santa Fe, California  
**Family:** Wife, Amy; Amanda Brynn, Sophia Isabel, Evan Samuel

**Education:** Arizona State University (1992, Psychology)  
**Special Interests:** All sports, especially football; flying  
**Turned Professional:** 1992  
**City plays from:** Rancho Santa Fe, CA, United States

## Exempt Status

Winner, World Golf Championships (thru 2021-22)

## Career Victories

### PGA TOUR Victories (44):

**1991 (1)** Northern Telecom Open. **1993 (2)** Buick Invitational of California, The International. **1994 (1)** Mercedes Championships. **1995 (1)** Northern Telecom Open. **1996 (4)** Nortel Open, Phoenix Open, GTE Byron Nelson Golf Classic, NEC World Series of Golf. **1997 (2)** Bay Hill Invitational, Sprint International. **1998 (2)** Mercedes Championships, AT&T Pebble Beach National Pro-Am. **2000 (4)** Buick Invitational, BellSouth Classic, MasterCard Colonial, THE TOUR Championship. **2001 (2)** Buick Invitational, Canon Greater Hartford Open. **2002 (2)** Bob Hope Chrysler Classic, Canon Greater Hartford Open. **2004 (2)** Bob Hope Chrysler Classic, Masters Tournament. **2005 (4)** FBR Open, AT&T Pebble Beach National Pro-Am, BellSouth Classic, PGA Championship. **2006 (2)** BellSouth Classic, Masters Tournament. **2007 (3)** AT&T Pebble Beach National Pro-Am, THE PLAYERS Championship, Deutsche Bank Championship. **2008 (2)** Northern Trust Open, Crowne Plaza Invitational at Colonial. **2009 (3)** Northern Trust Open, World Golf Championships-CA Championship, THE TOUR Championship presented by Coca-Cola. **2010 (1)** Masters Tournament. **2011 (1)** Shell Houston Open. **2012 (1)** AT&T Pebble Beach National Pro-Am. **2013 (2)** Waste Management Phoenix Open, The Open Championship. **2018 (1)** World Golf Championships-Mexico Championship. **2019 (1)** AT&T Pebble Beach Pro-Am.

### International Victories (4):

**1993** Tournoi Perrier de Paris [EurChall]. **2007** HSBC Champions [Eur]. **2009** World Golf Championships-HSBC Champions [Eur]. **2013** Scottish Open [Eur].

### Other Victories (3):

**2004** Telus Skins Game. **2004** PGA Grand Slam of Golf. **2001** Tylenol Par-3 Shootout at Treetops Resort.

## 2018-19 Season Highlights

Won his 44th PGA TOUR title at the AT&T Pebble Beach Pro-Am and became the only player to advance to the BMW Championship in each of the first 13 seasons of the FedExCup era, finishing the season No. 47 in the FedExCup standings. Earned two top-10s in 20 starts and made 12 cuts, his fewest in a season since his first year on the PGA TOUR (7/1992).

## PGA TOUR

**Desert Classic** - Tied Adam Hadwin for second at the Desert Classic, one stroke behind champion Adam Long. Recorded a 12-under 60 at La Quinta Country Club in round one, becoming the first player in PGA TOUR history with three scores of 60 or better. Led the field in Driving Distance for the week (318.2 yards). Failed to convert lead entering the final round to victory for the 15th time in 40 career attempts. Represented fourth top-three result at the event in 16 starts. **AT&T Pebble Beach Pro-Am** - Closed with a bogey-free 7-under 65 to win the AT&T Pebble Beach Pro-Am by three strokes over Paul Casey. Entered the final round trailing Casey by three. With a winning score of 19-under 268, earned his 44th PGA TOUR title in his 598th TOUR start at the age of 48 years, 7 months, 26 days. The victory was his fifth at the AT&T Pebble Beach Pro-Am (1998, 2005, 2007, 2012, 2019), becoming the second player to reach that mark at the event (Mark O'Meara/5). Won the event on Monday, coming back with two holes to play after the final round experienced delays and suspensions due to rain and hail. Marked his 14th victory in the state of California. Became the oldest winner of the AT&T Pebble Beach Pro-Am, surpassing Steve Lowery who was 47 years, 3 months, 29 days when he won in 2008. The week represented his 500th made cut on TOUR (19th player to reach that mark). With rounds of 65-68, held a share of the 36-hole lead, the third time he led or co-led after 36 holes at AT&T Pebble Beach Pro-Am; converted all three to victory (2005, 2007, 2019). First-round 65 at Monterey Peninsula was the fourth time in tournament history he opened with a 65-or-better; went on to win all four times: 1998/65/Win, 2005/62/Win, 2007/65/Win, 2019/65/Win. Hit all 13 fairways in round one, marking the seventh career round on TOUR he hit all fairways, and first since the 1998 Farmers Insurance Open (R3). **World Golf Championships-Mexico Championship** - While making his 600th TOUR start at the World Golf Championships-Mexico Championship, defending champion finished T39 at even par following an opening-round 8-over 79

## National Team Selections

**Presidents Cup** : 1994, 1996, 1998, 2000, 2003, 2005, 2007, 2009, 2011, 2013, 2015, 2017 **Ryder Cup** : 1995, 1997, 1999, 2002, 2004, 2006, 2008, 2010, 2012, 2014, 2016, 2018 **Dunhill Cup** : 1996 **World Amateur Team Championship** : 1990 **Walker Cup** : 1989, 1991

## Career Records

PGA TOUR (Playoff Record: 8 - 4)												
Season	Events	Rounds	1st	2nd	3rd	Top 10	Top 25	Cuts Made	Cuts Missed	WD	FedExCup Rank	Earnings
<b>Total:</b>	<b>614</b>	<b>2132</b>	<b>44</b>	<b>36</b>	<b>27</b>	<b>195</b>	<b>328</b>	<b>509</b>	<b>101</b>	<b>6</b>		<b>\$90,613,345</b>
2019	20	60	1	1		2	4	12	8		47	\$2,440,221
2018	24	87	1	1	1	6	15	21	3		21	\$4,595,187
2017	22	80				5	13	20	2		34	\$2,102,599
2016	22	72		3	1	6	13	16	6		16	\$4,022,628
2015	19	70		1	1	3	8	16	3		61	\$2,154,200
2014	21	71		1		1	10	18	3	3	68	\$2,158,019
2013	21	78	2	2	2	7	11	18	3		9	\$5,495,793
2012	22	79	1	2	1	7	10	18	3	1	5	\$4,203,821
2011	21	77	1	2		7	11	20	1		15	\$3,763,488
2010	20	76	1	1		6	13	18	2		13	\$3,821,733
2009	18	63	3	1		7	7	16	2		2	\$5,332,755
2008	21	78	2	1	1	8	19	20	1		4	\$5,188,875
2007	22	71	3	1	2	7	11	16	5	1	2	\$5,819,988
2006	19	69	2	1		8	14	18	1			\$4,256,505
2005	21	74	4	1		9	11	20	1			\$5,699,605
2004	22	79	2	2	3	13	16	19	2	1		\$5,784,823
2003	23	80			1	7	10	20	3			\$1,623,137
2002	26	94	2	1	5	12	18	23	3			\$4,311,971
2001	23	82	2	4	4	13	13	20	3			\$4,403,883
2000	23	80	4	3		12	18	21	2			\$4,746,457
1999	23	78		2		6	14	20	3			\$1,722,681
1998	24	79	2	2	1	9	11	19	5			\$1,837,246
1997	21	76	2	1		5	15	19	2			\$1,225,390
1996	21	77	4	1	1	8	10	19	2			\$1,697,799
1995	24	78	1			4	9	15	9			\$655,777
1994	18	65			3	10	11	17	1			\$748,316
1993	24	73	2			4	7	14	9			\$628,735
1992	11	32		1		2	4	7	4			\$171,714
	6 (A)	14						1	5			
1991	7 (A)	26	1			1	1	6	1			
1990	2 (A)	8					1	2				
1989	1 (A)	2							1			
1988	2 (A)	4							2			

(A) - Amateur

## Player Statistics

**Career Low Round:** 60 - 2019 Desert Classic (Round 1)

**Career High FedExCup Rank:** #1 : 2009 U.S. Open Championship

**Career High Official World Golf Rank:** #2 : 2013 Wyndham Championship

**Career Largest Paycheck:** \$1,700,000 : 2018 World Golf Championships-Mexico Championship (Finished 1)

## Top Tournaments

PGA TOUR	THE PLAYERS Championship	Masters Tournament	PGA Championship	U.S. Open	The Open Championship	WGC-HSBC Champions	WGC-Mexico	WGC-Dell Technologies Match Play	WGC-FedEx St. Jude Inv
2019	CUT	T18	T71	T52	CUT		T33	T40	57
2018	CUT	T36	CUT	T48	T24	T15	1(P)	T17	T24
2017	T41	T22	CUT		CUT		T7	T5	T39
2016	CUT	CUT	T33	CUT	2		5	T18	T27
2015	CUT	T2	T18	T64	T20		T31		T63
2014	CUT	CUT	2	T28	T23	T4	T16		T15
2013	CUT	T54	T72	T2	1		T3		T21
2012	T25	T3	T36	T65	CUT	T2	T43		T43
2011	T33	T27	T19	T54	T2		T55	T17	T48
2010	T17	1	T12	T4	T48	T41	T14		T46
2009	T55	5	T3	T2		1		T9	T58
2008	T21	T5	T7	T18	T19		T20	T17	T4
2007	1	T24	T32	CUT	CUT		T23	T17	T46
2006	T14	1	T16	T2	T22		T9		T54
2005	T40	10	1	T33	T60		T29	T9	T51
2004	T3	1	T6	2	3			T5	T43
2003		3	T23	T55	T59		T38	T9	T23
2002	T28	3	T34	2	T66		T23	T33	T9
2001	T33	3	2	T7	T30				T8
2000	CUT	T7	T9	T16	T11			T33	T4
1999	T32	T6	T57	2	CUT		T40	T9	2
1998	T8	T12	T34	T10	T9				
1997	CUT	CUT	T29	T43	T24				
1996	T33	3	T8	T94	T40				
1995	T14	T7	CUT	T4	T40				
1994			3	T47	CUT				
1993	CUT	T34	T6						
1992	CUT			CUT					
1991		T46		T55	T73				
1990				T29					

FedExCup Playoffs	THE NORTHERN TRUST	Dell Technologies Championship	BMW Championship	TOUR Championship
2019	T71		T48	
2018	T15	T12	T58	30
2017	T54	T6	T20	
2016	T13	CUT	T24	22
2015	T50	T65	T32	
2014	T8	T45	W/D	
2013	T6	T41	T33	T12
2012	T38	T4	T2	T15
2011	T43	T10	T56	10
2010	CUT	T25	T8	T22
2009	T52	T27	T30	1
2008	T19	T73	T17	T3
2007	T7	1		20

## Personal

- Started hitting golf balls at 18 months.
- Is right-handed in everything except golf. As his father demonstrated right-handed, he followed along left-handed.
- An avid pilot, following in the footsteps of his father, Phil Sr., who was a Navy pilot.
- With wife, Amy, created the Birdies for the Brave program, raising money and awareness for non-profit military homefront groups. Program, which celebrated 10 years in 2016, was later adopted by the PGA TOUR.
- Founded in 2004, the Phil and Amy Mickelson Foundation is a nonprofit focused on supporting a variety of youth and family initiatives. The mission of the Foundation fund is to operate exclusively for charitable, educational and/or scientific purposes.
- Phil Mickelson Design's first golf course project, Whisper Rock, near Scottsdale, Arizona, opened in 2001. The latest project, Mickelson National Golf Club in Calgary, Canada, is scheduled to open in 2018.
- Is the former chair of the American Junior Golf Association.



# Keith Mitchell

**Height:** 6'1" (1.85 m)  
**Weight:** 185 (84 kg)  
**Age:** 27 (January 7, 1992)  
**Birthplace:** Chattanooga, Tennessee  
**Residence:** St. Simons Island, Georgia  
**Family:** Single

**Education:** University of Georgia (2014, Business and Real Estate)  
**Special Interests:** Fishing  
**Turned Professional:** 2014  
**City plays from:** Sea Island, GA, United States

## Exempt Status

Tournament winner (thru 2020-21)

## Career Victories

### PGA TOUR Victories (1):

2019 (1) The Honda Classic.

## Player Statistics

**Career Low Round:** 63 - 2019 Sony Open in Hawaii (Round 3)

**Career High FedExCup Rank:** #12 : 2019 Arnold Palmer Invitational presented by Mastercard

**Career High Official World Golf Rank:** #55 : 2019 PGA Championship

**Career Largest Paycheck:** \$1,224,000 : 2019 The Honda Classic (Finished 1)

## 2018-19 Season Highlights

Earned his first career PGA TOUR title at The Honda Classic and qualified for the FedExCup Playoffs for the second consecutive season, advancing to the BMW Championship for the second time and finishing No. 50 in the FedExCup. Represented first top-50 result in the FedExCup of his career. Recorded three top-10s and made 17 cuts in 26 starts.

## PGA TOUR

**The Honda Classic** - Began the final round of The Honda Classic a stroke off the lead before a final-round 67 resulted in his first career PGA TOUR win with a score of 9-under 271. Made a 15-foot, 6-inch birdie putt on the 72nd hole to win outright, defeating Rickie Fowler and Brooks Koepka by one shot. After leading the field in Strokes Gained: Tee-to-Green (+11.917) and finishing T2 in Scrambling (21 of 27), became the seventh player since 2000 to make The Honda Classic his first TOUR title. Became the 13th former Georgia Bulldog to win on the PGA TOUR. **Arnold Palmer Invitational presented by Mastercard** - In his tournament debut, produced eight birdies for a final-round 66 to finish T6 at the Arnold Palmer Invitational presented by Mastercard, a week after claiming his first title at The Honda Classic. Led the field with 21 birdies. As one of the top three finishers inside the top 10 not otherwise eligible for The Open Championship, earned a spot in the field at Royal Portrush.

## Career Records

PGA TOUR (Playoff Record: 0-0)												
Season	Events	Rounds	1st	2nd	3rd	Top 10	Top 25	Cuts Made	Cuts Missed	WD	FedExCup Rank	Earnings
<b>Total:</b>	<b>56</b>	<b>184</b>	<b>1</b>	<b>1</b>	<b>1</b>	<b>7</b>	<b>13</b>	<b>39</b>	<b>17</b>			<b>\$4,191,520</b>
2019	26	83	1			3	6	17	9		50	\$2,405,360
2018	29	97		1	1	4	6	21	8		67	\$1,641,260
2017	1	4					1	1				

(A) - Amateur

Korn Ferry Tour (Playoff Record: 0-0)												
Season	Events	Rounds	1st	2nd	3rd	Top 10	Top 25	Cuts Made	Cuts Missed	WD	Priority Rank	Earnings
<b>Total:</b>	<b>43</b>	<b>145</b>			<b>1</b>	<b>8</b>	<b>15</b>	<b>30</b>	<b>13</b>	<b>1</b>		
2017	22	76			1	6	10	17	5	1	21	\$217,494
2016	20	67				2	5	13	7		78	\$78,768
2013	1 (A)	2							1			

(A) - Amateur

## Top Tournaments

PGA TOUR									
	THE PLAYERS Championship	Masters Tournament	PGA Championship	U.S. Open	The Open Championship	WGC-HSBC Champions	WGC-Mexico	WGC-Dell Technologies Match Play	WGC-FedEx St. Jude Inv
2019	T47	T43	CUT	CUT	CUT			T40	39
2018	T77								

FedExCup Playoffs			
	THE NORTHERN TRUST	Dell Technologies Championship	BMW Championship
2019	T64		T52
2018	CUT	20	T45

## Personal

- Attended The Baylor School in Chattanooga, Tenn.
- His 3-wood headcover is the same one he received when he attended the 2001 UGA golf camp.
- Would like to trade places with NFL running back and Georgia alum Todd Gurley for a day to see what it feels like to run over a linebacker.
- Bucket list items include winning a sailfish tournament and owning a steak restaurant.
- Lio Messi is his favorite athlete to watch.
- His bucket list includes cliff diving in Greece.
- Favorite quote: "You will never be able to fly if you are scared of heights."



# Francesco Molinari<sup>(maw-LIN-air-ee)</sup>

**Height:** 5'8" (1.73 m)  
**Weight:** 159 (72 kg)  
**Age:** 36 (November 8, 1982)  
**Birthplace:** Turin, Italy  
**Residence:** London, England  
**Family:** Wife, Valentina; Tommaso, Emma

**Education:** University of Torino (Business)  
**Special Interests:** Soccer, cooking  
**Turned Professional:** 2004  
**City plays from:** Turin, Italy

## Exempt Status

Winner, The Open Championship (thru 2023-24)

## Career Victories

### PGA TOUR Victories (3):

**2018 (2)** Quicken Loans National, The Open Championship. **2019 (1)** Arnold Palmer Invitational presented by Mastercard.

### International Victories (5):

**2006** Telecom Italia Open [Eur]. **2010** World Golf Championships-HSBC Champions [Eur]. **2012** Open de Espana [Eur]. **2016** Italian Open [Eur]. **2018** BMW PGA Championship [Eur].

### Other Victories (1):

**2009** OMEGA Mission Hills World Cup [with Edoardo Molinari].

## 2018-19 Season Highlights

Earned his third career PGA TOUR title at the Arnold Palmer Invitational presented by Mastercard and qualified for the FedExCup Playoffs for the fifth consecutive season, advancing to the BMW Championship for the third time and finishing the season No. 40 in the FedExCup standings. Missed just one cut in 15 starts and collected three top-10s.

## PGA TOUR

**Arnold Palmer Invitational presented by Mastercard** - Posted the low round of the week with a final-round bogey-free 8-under 64, highlighted by a 43-foot, 9-inch birdie putt on the 72nd hole, to win the Arnold Palmer Invitational presented by Mastercard by two strokes over 54-hole leader Matthew Fitzpatrick. Came from five strokes back to win for the third time on the PGA TOUR in a 12-start stretch. The win was the fourth consecutive by an international player at Bay Hill, with Molinari headlining the all-international top-five players on the leaderboard. Claimed his third PGA TOUR victory at the age of 36 years, 4 months, 2 days in his 132nd start. Victory came in his seventh start at the Arnold Palmer Invitational and was his fourth top-10 at Bay Hill. Began the day five strokes back to earn the victory, one stroke shy of the tournament-best six-stroke comeback win entering the week (Tom Kite/1982, Gary Koch/1984). Finished his final round at 4:23 p.m., more than 100 minutes before play concluded for the day. Final-round 64 matched Rory McIlroy's winning final round in 2018 and was one stroke shy of low final-round by a winner at the event entering the week (63/Gary Koch/1984). Led the field in Strokes Gained: Off-the-Tee (1.268 per round). Became the second player of the season to make an ace and go on to win (J.B. Holmes/Genesis Open), doing so on the par-3 seventh in the first round. **World Golf Championships-Dell Technologies Match Play** - Made it to the Semifinals of the World Golf Championships-Dell Technologies Match Play, but was defeated by eventual-champion Kevin Kisner. Took third-place honors by beating Lucas Bjerregaard, 4 and 2, in the Consolation Match. Went undefeated in Group Play. Defeated Paul Casey, 5 and 4, in the fourth round and Kevin Na, 6 and 5, to advance to the Semifinals. **Masters Tournament** - Shared the 36-hole lead and held a two-stroke 54-hole lead at the Masters Tournament before closing with a 2-over 74 to finish T5. Had never previously finished better than T19 in seven starts at the event. Played 49 consecutive holes without a bogey (No. 12/R1 through No. 6/R4), one shy of the tournament record entering the week (50/Stuart Appleby/2001).

## National Team Selections

**Arnold Palmer Cup** : 2004 **Eisenhower Trophy** : 2002, 2004 **Royal Trophy** : 2011 **Ryder Cup** : 2010, 2012, 2018 **Seve Trophy** : 2009, 2011, 2013 **World Cup** : 2006, 2007, 2008, 2009, 2011, 2013, 2016

## Career Records

PGA TOUR (Playoff Record: 0-0)											
Season	Events	Rounds	1st	2nd	3rd	Top 10	Top 25	Cuts Made	Cuts Missed	WD	FedExCup Rank
<b>Total:</b>	<b>143</b>	<b>481</b>	<b>3</b>	<b>2</b>	<b>3</b>	<b>24</b>	<b>59</b>	<b>116</b>	<b>26</b>	<b>2</b>	
2019	15	54	1		1	3	6	14	1		40
2018	20	70	2	1		5	11	17	3		17
2017	21	72		1		5	14	17	4	1	37
2016	18	64				3	5	14	4		111
2015	16	53			1	2	5	13	2	1	111
2014	12	44				2	7	12			
2013	9	26				1	1	6	3		
2012	8	26					3	7	1		
2011	11	30			1	1	3	6	5		
2010	8	24				1	2	6	2		
2009	4	16				1	2	4			
2007	1	2							1		

(A) - Amateur

## Top Tournaments

PGA TOUR	THE PLAYERS Championship	Masters Tournament	PGA Championship	U.S. Open	The Open Championship	WGC-HSBC Champions	WGC-Mexico	WGC-Dell Technologies Match Play	WGC-FedEx St. Jude Inv
2019	T56	T5	T48	T16	T11	T43	T17	3	
2018	CUT	T20	T6	T25	1	T46	T25	T17	T39
2017	T6	T33	T2	CUT	CUT	T6	T20	58	T24
2016	T7		T22		T36				
2015			T54	T27	T40				T61
2014	T6	50	T58	T23	T15	T21	T25	T33	T31
2013	CUT	CUT	T33	CUT	T9		T28	T33	T44
2012	CUT	T19	T54	T29	T39	T39	T13	T17	T40
2011	CUT	CUT	T34	CUT	CUT	T23	T3	T33	T15
2010	9	T30	T33	CUT	CUT	1	T14	T33	T39
2009			T10	T27	T13	T10			
2007					CUT				

FedExCup Playoffs			
THE NORTHERN TRUST	Dell Technologies Championship	BMW Championship	TOUR Championship
2019	82	T61	
2018	CUT	T8	T21
2017	CUT	T12	
2016	CUT		

## Personal

- Caddied for brother Edoardo at the 2006 Masters who was paired with Tiger Woods in the opening round.
- Is fluent in three languages including his native Italian, English and Spanish.
- Massive soccer fan and has two teams: the Italian Serie A team Inter Milan, and the West Ham United of the English Premier League.



# Ryan Moore

**Height:** 5'9" (1.75 m)  
**Weight:** 170 (77 kg)  
**Age:** 36 (December 5, 1982)  
**Birthplace:** Tacoma, Washington  
**Residence:** Las Vegas, Nevada  
**Family:** Wife, Nichole; Tucker Maddex, Sullivan Meyer, Scout Maylen

**Education:** University of Nevada-Las Vegas (2005, Communications and Public Relations)  
**Special Interests:** Music, movies  
**Turned Professional:** 2005  
**City plays from:** Las Vegas, NV, United States

## Exempt Status

Top 125 in 2018-19 FedExCup standings (thru 2019-20)

## Career Victories

### PGA TOUR Victories (5):

**2009 (1)** Wyndham Championship. **2012 (1)** Justin Timberlake Shriners Hospitals for Children Open. **2014 (1)** CIMB Classic. **2015 (1)** CIMB Classic. **2016 (1)** John Deere Classic.

## Player Statistics

**Career Low Round: 61** - 2012 Justin Timberlake Shriners Hospitals for Children Open (Round 1)

**Career High FedExCup Rank: #2** : 2019 Safeway Open

**Career High Official World Golf Rank: #27** : 2015 Valero Texas Open

**Career Largest Paycheck:** \$1,260,000 : 2015 CIMB Classic (Finished 1)

## 2018-19 Season Highlights

Qualified for the FedExCup Playoffs, one of nine players to do so in each of the first 13 seasons of the FedExCup era, and advanced to the BMW Championship for the 11th time, finishing the season No. 48 in the FedExCup standings. Earned two top-fives and made 15 cuts in 22 starts, highlighted by a playoff loss at the Safeway Open.

## PGA TOUR

**Safeway Open** - Tied Brandt Snedeker for second at the Safeway Open after falling in a playoff to Kevin Tway. Posted scores of 5-under 67 in rounds one, two and four (71/R3) to finish at 14-under 274 and get into the playoff. After matching birdies with Tway at the first and second extra holes (par-5 18th), par at No. 10 was not enough to extend the extra holes. Runner-up marked his eighth second-place showing on the PGA TOUR. Playoff was fifth of his career (third defeat).  
**Valero Texas Open** - At 17-under 271, finished third after closing the Valero Texas Open with a bogey-free 64. Made his fifth cut in five starts at the event and led the field in Driving Accuracy (80.36%). **the Memorial Tournament presented by Nationwide** - Held the third outright 18-hole lead of his career at the Memorial Tournament presented by Nationwide before finishing T33. Won in each of the first two instances (2012 Shriners Hospitals for Children Open, 2013 CIMB Classic).

## National Team Selections

**Arnold Palmer Cup** : 2003, 2004 **Ryder Cup** : 2016 **Walker Cup** : 2004 **World Amateur Team** : 2004

## Career Records

### PGA TOUR (Playoff Record: 2 - 3)

Season	Events	Rounds	1st	2nd	3rd	Top 10	Top 25	Cuts Made	Cuts Missed	WD	FedExCup Rank	Earnings
<b>Total:</b>	<b>349</b>	<b>1164</b>	<b>5</b>	<b>8</b>	<b>5</b>	<b>67</b>	<b>130</b>	<b>249</b>	<b>96</b>	<b>4</b>		<b>\$30,486,827</b>
2019	22	74		1	1	2	6	15	7		48	\$1,838,788
2018	22	78				5	10	17	5		71	\$1,986,608
2017	24	79			1	2	10	18	5	1	64	\$1,751,851
2016	23	81	1	1	1	9	11	19	4		7	\$3,701,034
2015	24	78	1			4	10	17	6	1	39	\$2,642,306
2014	24	84	1			7	13	20	4		39	\$3,098,263
2013	22	71				3	7	16	6		51	\$1,490,265
2012	24	89	1		1	8	11	21	3		11	\$2,858,944
2011	22	75		1		4	9	18	3	1	37	\$1,942,906
2010	24	79		1	1	6	10	18	6		21	\$2,374,823
2009	27	89	1			6	9	16	11		47	\$2,222,871
2008	24	72		1		3	5	12	12		89	\$1,214,900
2007	28	92		1		3	8	17	11		56	\$1,554,901
2006	22	65		1		4	5	13	8	1		\$1,122,118
2005	12	40		1		1	4	8	4			
	2 (A)	8						2				
2004	1 (A)	4					1	1				
2003	1 (A)	4						1				
2002	1 (A)	2							1			

(A) - Amateur

## Top Tournaments

PGA TOUR	THE PLAYERS Championship	Masters Tournament	PGA Championship	U.S. Open	The Open Championship	WGC-HSBC Champions	WGC-Mexico	WGC-Dell Technologies Match Play	WGC-FedEx St. Jude Inv
2019	T20		CUT						
2018	T30	T28	T59		T12				
2017	T53	T9	T13		CUT	T23	T28	T30	T28
2016	CUT	CUT	T70	T32	T46			T5	
2015	CUT	T12	T37	CUT	CUT	T28	T9	T52	T42
2014	T26	CUT	T40	T48	T12	T50	T25	T17	T8
2013	CUT	T38	T55	CUT	T32		T53	T33	T33
2012	T46		CUT						
2011	T33	T35	T56	CUT	T28		T22	T5	T23
2010	T47	T14	T65	T33	CUT			T33	T16
2009	T0			T10		3			
2008	T27		CUT						
2007	T68		CUT	CUT	T42				
2006			T9						
2005		T13		T57					
2003		T45							
2002				CUT					

### FedExCup Playoffs

THE NORTHERN TRUST	Dell Technologies Championship	BMW Championship	TOUR Championship
2019	T18	T37	
2018	CUT	T20	
2017	T49	T28	
2016	T7	T64	T2 (P)
2015	CUT	T28	
2014	CUT	T50	
2013	T25	T11	
2012	T24	T10	T3
2011	CUT	T16	
2010	CUT	T3	T9
2009	T70	T30	
2008	CUT	T78	
2007	CUT	T41	T18

## Personal

- In 2011, partnered with friends and family to form RMG Golf Course Management LLC (RMG Club). Designed to combat south Puget Sound's sagging golf economy, the RMG Club took over the ownership and day-to-day affairs of the Classic CC in Spanaway, McCormick Woods in Port Orchard and Oakbrook G&CC in Lakewood. "We want this to be a product that appeals to everyone," Moore said. "We want people to have great facilities they can go play at a reasonable rate." With three levels of unlimited golf memberships available, The RMG Club is designed to attract players of all skill levels.
- Learned the game from his father "as soon as I could walk."
- Has two brothers, Jeremy and Jason, and one sister, Alyssa.
- Has served as host of the BMW Northwest Charity Skins Game at Chambers Bay in Washington State.
- Is interested in real estate and has experience in flipping houses. Began developing a 24-house community with a golf course in the Seattle area.
- Co-founder of TRUE Linkswear, a company that designs golf shoes and other types of footwear.
- Has a passion for movies, especially The Avengers and other Marvel movies. Thor is his favorite Marvel character.
- Supports the Las Vegas Golden Knights in hockey.



# Collin Morikawa

**Height:** 5'9" (1.75 m)  
**Weight:** 160 (73 kg)  
**Age:** 22 (February 6, 1997)  
**Birthplace:** Los Angeles, California  
**Residence:** Las Vegas, Nevada

**Education:** University of California-Berkeley 2019, Business Administration  
**Turned Professional:** 2019  
**City plays from:** La Cañada, CA, United States

## Exempt Status

Tournament winner (thru 2020-21)

## Career Victories

### PGA TOUR Victories (1):

2019 (1) Barracuda Championship.

## Player Statistics

**Career Low Round:** 64 - 2019 3M Open (Round 3)

**Career High FedExCup Rank:** #46 : 2019 Barracuda Championship

**Career High Official World Golf Rank:** #85 : 2019 THE NORTHERN TRUST

**Career Largest Paycheck:** \$630,000 : 2019 Barracuda Championship (Finished 1)

## 2018-19 Season Highlights

Earned first career PGA TOUR title at the Barracuda Championship as a Special Temporary Member in his eighth career start and qualified for the FedExCup Playoffs in his rookie season, advancing to the BMW Championship and finishing the season at No. 59 in the FedExCup standings. Was one of eight rookies to qualify for the Playoffs and one of five to advance to the BMW Championship. Recorded three top-five finishes and made the cut in all nine starts.

## PGA TOUR

**3M Open** - Playing on a sponsor exemption in his fourth career start as a professional, tied Bryson DeChambeau for second at the 3M Open, earning enough non-member FedExCup points to qualify for Special Temporary Membership. Held a share of the 54-hole lead, the first lead/co-lead after any round of his career. Played with eventual champion Matthew Wolff in the final pairing during the final round. Made 26 birdies, tied for the most in the field. **John Deere Classic** - Made two eagles in the final round of the John Deere Classic (par-5 second, par-5 17th) to close with a 66 and finish T4. Represented his second top-five in his seventh career PGA TOUR start. **Barracuda Championship** - Earned first PGA TOUR title in his eighth career start at age 22 years, 5 months, 22 days with a three-point victory over Troy Merritt at the Barracuda Championship. Posted point totals of 13-7-13-14 for a four-round score of +47. Birdied four of his last five holes en route to victory. Joined Cameron Champ, Adam Long and Matthew Wolff as players to win during the 2018-19 season in their ninth career start or earlier. With the win, became eligible for PGA TOUR membership through the 2020-21 season. Became the first Special Temporary Member to win on TOUR since Shane Lowry at the 2015 World Golf Championships-FedEx St. Jude Invitational. Became the fourth consecutive winner of the event to earn his first TOUR victory. Made three bogeys through 72 holes, the fewest in the field.

## National Team Selections

**Walker Cup** : 2017 **Arnold Palmer Cup** : 2017, 2018 **Eisenhower Trophy** : 2018

## Career Records

PGA TOUR (Playoff Record: 0-0)												
Season	Events	Rounds	1st	2nd	3rd	Top 10	Top 25	Cuts Made	Cuts Missed	WD	FedExCup Rank	Earnings
<b>Total:</b>	<b>11</b>	<b>38</b>	<b>1</b>	<b>1</b>		<b>3</b>	<b>4</b>	<b>10</b>	<b>1</b>			<b>\$1,754,890</b>
2019	9	32	1	1		3	4	9			59	\$1,754,890
2018	1 (A)	4						1				
2017	1 (A)	2							1			

Korn Ferry Tour (Playoff Record: 0-1)												
Season	Events	Rounds	1st	2nd	3rd	Top 10	Top 25	Cuts Made	Cuts Missed	WD	Priority Rank	Earnings
<b>Total:</b>	<b>1</b>	<b>4</b>		<b>1</b>		<b>1</b>	<b>1</b>	<b>1</b>				
2016	1 (A)	4		1		1	1	1				

(A) - Amateur

## Top Tournaments

PGA TOUR	THE PLAYERS Championship	Masters Tournament	PGA Championship	U.S. Open	The Open Championship	WGC-HSBC Champions	WGC-Mexico	WGC-Dell Technologies Match Play	WGC-FedEx St. Jude Inv
2019				T35					

FedExCup Playoffs	THE NORTHERN TRUST	Dell Technologies Championship	BMW Championship	TOUR Championship
2019	T52		148	

## Personal

- Son of Blaine and Debbie and has a brother, Garrett.
- Graduated from Cal in 2019 with a degree in Business Administration.



# Trey Mullinax

**Height:** 6'4" (1.93 m)  
**Weight:** 195 (88 kg)  
**Age:** 27 (June 29, 1992)  
**Birthplace:** Birmingham, Alabama  
**Residence:** Gardendale, Alabama  
**Family:** Wife, Abi; Sawyer Ann

**Education:** University of Alabama (2014, Communications)  
**Special Interests:** Sports  
**Turned Professional:** 2014  
**City plays from:** Birmingham, AL, United States

## Exempt Status

Minor Medical Extension

## Career Victories

### Korn Ferry Tour Victories (1):

2016 (1) Rex Hospital Open.

## Player Statistics

**Career Low Round:** 62 - 2018 Valero Texas Open (Round 3)

**Career High FedExCup Rank:** #22 : 2017 Safeway Open

**Career High Official World Golf Rank:** #164 : 2018 FedEx St. Jude Classic

**Career Largest Paycheck:** \$545,600 : 2018 Valero Texas Open (Finished 2)

## 2018-19 Season Highlights

Made the cut in 14 of 25 starts on the PGA TOUR with best result coming at the Zurich Classic of New Orleans (T13 with teammate Scott Stallings) and finished No. 157 in the FedExCup standings. Entered the 2019-20 season on a Minor Medical Extension with one start available to earn 115 points to equal No. 125 on the 2018-19 FedExCup points list (Pat Perez/376 points).

## PGA TOUR

**Zurich Classic of New Orleans** - Partnered with Scott Stallings to share the 54-hole lead at the Zurich Classic of New Orleans before posting final-round 77 at TPC Louisiana en route to T13 result.

## National Team Selections

**Arnold Palmer Cup** : 2014

## Career Records

PGA TOUR (Playoff Record: 0-0)												
Season	Events	Rounds	1st	2nd	3rd	Top 10	Top 25	Cuts Made	Cuts Missed	WD	FedExCup Rank	Earnings
<b>Total:</b>	<b>80</b>	<b>234</b>		<b>1</b>		<b>4</b>	<b>16</b>	<b>46</b>	<b>33</b>	<b>1</b>		
2019	25	73					5	14	11		157	\$536,694
2018	24	69		1		3	5	14	9	1	102	\$1,184,245
2017	28	82				1	5	16	12		137	\$758,141
2016	2	8					1	2				
2015	1	2							1			

(A) - Amateur

Korn Ferry Tour (Playoff Record: 0-0)												
Season	Events	Rounds	1st	2nd	3rd	Top 10	Top 25	Cuts Made	Cuts Missed	WD	Priority Rank	Earnings
<b>Total:</b>	<b>45</b>	<b>152</b>	<b>1</b>			<b>4</b>	<b>12</b>	<b>31</b>	<b>14</b>			<b>\$338,860</b>
2017	4	14						3	1		95	\$7,676
2016	22	72	1			3	6	14	8		18	\$235,368
2015	18	64				1	6	14	4		101	\$95,817
2014	1	2							1			

(A) - Amateur

## Top Tournaments

PGA TOUR	THE PLAYERS Championship	Masters Tournament	PGA Championship	U.S. Open	The Open Championship	WGC-HSBC Champions	WGC-Mexico	WGC-Dell Technologies Match Play	WGC-FedEx St. Jude Inv
2019	CUT								
2018	CUT			CUT					
2017				T9					

FedExCup Playoffs			
THE NORTHERN TRUST	Dell Technologies Championship	BMW Championship	TOUR Championship
2018	T56		

## Personal

- Says if he weren't playing golf he'd be "turning wrenches at my dad's shop."
- Favorite golf memory is having to hit three tee shots on the first hole of the NCAA Championship his freshman year.
- Always marks his ball with a quarter.
- Would include his dad, grandfathers and Jack Nicklaus in a dream fivesome.
- Was on the 2013 and 2014 NCAA Championship teams at the University of Alabama.



# Sebastián Muñoz<sup>(Moon-yos)</sup>

**Height:** 6'0" (1.83 m)  
**Weight:** 185 (83 kg)  
**Age:** 26 (January 4, 1993)  
**Birthplace:** Bogota, Colombia  
**Residence:** Bogota, Colombia  
**Family:** Single

**Education:** University of North Texas (2015, Business Administration and Entrepreneurship)  
**Special Interests:** Sports, movies  
**Turned Professional:** 2015  
**City plays from:** Bogota, Colombia

## Exempt Status

Top 125 in 2018-19 FedExCup standings (thru 2019-20)

## Career Victories

### Korn Ferry Tour Victories (1):

**2016 (1)** Club Colombia Championship Presented by Claro.

### International Victories (2):

## 2018-19 Season Highlights

Qualified for the FedExCup Playoffs for the first time, ending the season at No. 117 in the FedExCup standings. Earned three top-10s and made 16 cuts in 26 starts.

## PGA TOUR

**Sony Open in Hawaii** - Posted four scores in the 60s to finish T10 at the Sony Open in Hawaii, highlighted by a bogey-free final-round 65. Represented second career top-10 on TOUR in 25th start.

### Korn Ferry Tour

**REX Hospital Open** - Used four rounds in the 60s to finish T7 at 15-under 269 in Raleigh.

## Career Records

PGA TOUR (Playoff Record: 0 - 0)												
Season	Events	Rounds	1st	2nd	3rd	Top 10	Top 25	Cuts Made	Cuts Missed	WD	FedExCup Rank	Earnings
<b>Total:</b>	<b>45</b>	<b>135</b>			<b>1</b>	<b>4</b>	<b>7</b>	<b>25</b>	<b>20</b>			
2019	26	80				3	6	16	10		117	\$946,666
2018	2	6						1	1			
2017	17	49			1	1	1	8	9		153	\$563,900
(A) - Amateur												

Korn Ferry Tour (Playoff Record: 0 - 0)												
Season	Events	Rounds	1st	2nd	3rd	Top 10	Top 25	Cuts Made	Cuts Missed	WD	Priority Rank	Earnings
<b>Total:</b>	<b>56</b>	<b>171</b>	<b>1</b>	<b>3</b>	<b>1</b>	<b>11</b>	<b>17</b>	<b>30</b>	<b>26</b>			<b>\$537,976</b>
2019	2	8				1	2	2				\$32,998
2018	23	77		2	1	6	10	16	7		19	\$243,593
2017	8	26		1		2	2	5	3		82	\$104,713
2016	23	60	1			2	3	7	16		46	\$156,671
(A) - Amateur												

## Top Tournaments

PGA TOUR									
2018	THE PLAYERS Championship	Masters Tournament	PGA Championship	U.S. Open	The Open Championship	WGC-HSBC Champions	WGC-Mexico	WGC-Dell Technologies Match Play	WGC-FedEx St. Jude Inv
2017				CUT	CUT				
FedExCup Playoffs									
2019	THE NORTHERN TRUST	Dell Technologies Championship	BMW Championship	TOUR Championship					
2018	T43								

## Personal

- Got his start in golf from his father at the age of 3.
- Was proficient in volleyball and disc throwing before concentrating fully on golf.
- Played college golf at the University of North Texas (2011-15) with fellow professionals Carlos Ortiz and Rodolfo Cazauba<sup>3n</sup>.



# Grayson Murray

**Height:** 6'1" (1.85 m)  
**Weight:** 200 (90 kg)  
**Age:** 25 (October 1, 1993)  
**Birthplace:** Raleigh, North Carolina  
**Residence:** Raleigh, North Carolina  
**Family:** Single

**Education:** Arizona State University  
**Turned Professional:** 2015  
**City plays from:** Raleigh, NC, United States

## Exempt Status

Major Medical Extension

## Career Victories

### PGA TOUR Victories (1):

**2017 (1)** Barbasol Championship.

### Korn Ferry Tour Victories (1):

**2016 (1)** Nationwide Children's Hospital Championship.

## 2018-19 Season Highlights

Played in just 14 events due to a back injury, making five cuts and finishing the season No. 214 in the FedExCup standings to miss the FedExCup Playoffs for the first time in three seasons, but earned one of the 25 PGA TOUR cards available through the Korn Ferry Tour Finals at No. 11 on the Finals points list. Also entered the 2019-20 season on a Major Medical Extension with 12 starts available to earn 318 points to equal No. 125 on the 2018-19 FedExCup points list (Pat Perez/376 points).

## Korn Ferry Tour

**REX Hospital Open** - Posted a final-round 10-under 61 en route to a T2 finish at the REX Hospital Open. The start in Raleigh was his first Korn Ferry Tour start since 2016. **Albertsons Boise Open presented by Kraft Nabisco** - Held a share of the first-round lead after an opening 7-under 64 before finishing T11 at 13-under 271 at the Albertsons Boise Open presented by Kraft Nabisco. **Korn Ferry Tour Championship presented by United Leasing & Finance** - Used rounds of 73-66-65-72 to finish T7 at Victoria National Golf Club. The result secured his spot in The Finals 25 and a 2019-20 PGA TOUR card.

## Career Records

PGA TOUR (Playoff Record: 0-0)												
Season	Events	Rounds	1st	2nd	3rd	Top 10	Top 25	Cuts Made	Cuts Missed	WD	FedExCup Rank	Earnings
<b>Total:</b>	<b>67</b>	<b>200</b>	<b>1</b>			<b>4</b>	<b>15</b>	<b>38</b>	<b>23</b>	<b>6</b>		
2019	14	36				1	1	5	6	3	214	\$125,511
2018	22	72				2	7	15	5	2	119	\$1,056,628
2017	30	90	1			2	7	18	11	1	66	\$1,468,728
2013	1(A)	2							1			
(A) - Amateur												

Korn Ferry Tour (Playoff Record: 0-1)												
Season	Events	Rounds	1st	2nd	3rd	Top 10	Top 25	Cuts Made	Cuts Missed	WD	Priority Rank	Earnings
<b>Total:</b>	<b>24</b>	<b>78</b>	<b>1</b>	<b>2</b>	<b>1</b>	<b>10</b>	<b>13</b>	<b>16</b>	<b>7</b>	<b>1</b>		<b>\$523,720</b>
2019	5	20		1		2	4	5			23	\$115,757
2016	17	53	1	1	1	8	9	10	6	1	2	\$407,963
2012	1(A)	2							1			
2010	1(A)	3						1				
(A) - Amateur												

## Top Tournaments

PGA TOUR	THE PLAYERS Championship	Masters Tournament	PGA Championship	U.S. Open	The Open Championship	WGC-HSBC Champions	WGC-Mexico	WGC-Dell Technologies Match Play	WGC-FedEx St. Jude Inv
2019	CUT								
2018	T30								
2017	T79		T22						
2013				CUT					

FedExCup Playoffs			
THE NORTHERN TRUST	Dell Technologies Championship	BMW Championship	TOUR Championship
2018	W/D		
2017	T62	T25	T51

## Player Statistics

**Career Low Round:** 63 - 2017 AT&T Byron Nelson (Round 2)

**Career High FedExCup Rank:** #9 : 2018 Safeway Open

**Career High Official World Golf Rank:** #85 : 2017 PGA Championship

**Career Largest Paycheck:** \$630,000 : 2017 Barbasol Championship (Finished 1)

## Personal

- Would be a golf course architect if he did not play professional golf.
- Earliest golf memory was meeting Arnold Palmer when he was 9.
- Would like to trade places with Will Ferrell for a day so he could make everybody laugh.
- Supports The First Tee of the Triangle, providing kids in his hometown the opportunity to learn the game.



# Kevin Na<sup>(NAH)</sup>

**Height:** 5'11" (1.8 m)  
**Weight:** 167 (76 kg)  
**Age:** 36 (September 15, 1983)  
**Birthplace:** Seoul, South Korea  
**Residence:** Las Vegas, Nevada  
**Family:** Jullianne; Sophia Ria, Leo LeeWoo

**Turned Professional:** 2001  
**City plays from:** Las Vegas, NV, United States

## Exempt Status

Tournament winner (thru 2020-21)

## Career Victories

### PGA TOUR Victories (3):

**2011 (1)** Justin Timberlake Shriners Hospitals for Children Open. **2018 (1)** A Military Tribute at The Greenbrier. **2019 (1)** Charles Schwab Challenge.

### Korn Ferry Tour Victories (1):

**2006 (1)** Mark Christopher Charity Classic Pres'd by County of San Bernardino.

### International Victories (1):

**2002** Volvo Masters of Asia [Asia].

### Other Victories (1):

**2002** Long Beach Open.

## 2018-19 Season Highlights

Earned third career PGA TOUR title at the Charles Schwab Challenge and advanced to the FedExCup Playoffs for the sixth consecutive season (12th total), ending his season at No. 61 in the FedExCu standings. Qualified for the BMW Championship for the eighth time, but withdrew to be with his expectant wife, Jullianne. Recorded three top-10s and made 14 cuts in 19 starts.

## PGA TOUR

**World Golf Championships-Dell Technologies Match Play** - Advanced out of Group Play and beat Justin Rose in the fourth round at the World Golf Championships-Dell Technologies Match Play before losing to Francesco Molinari, 6 and 5, in the Quarterfinals for a T5 finish. **RBC Heritage** - Bookend 4-under 67s led to a T10 at the RBC Heritage. Was his fifth top-10 in 14 starts at Harbour Town Golf Links. **Charles Schwab Challenge** - Highlighted by a second-round 62, his third score of 62 or better at Colonial Country Club in a two-start stretch, won the Charles Schwab Challenge by four shots over Tony Finau. The victory was his third on the PGA TOUR and came in his 392nd start at the age of 35 years, 8 months, 11 days. Won a fully-restored 1973 Dodge Challenger, with the year being significant as it was the year that the Charles Schwab company was formed. Became the first player in the history of the event to record three career rounds of 62 or better. Won for the second time in his sixth attempt with the 54-hole lead/co-lead (2011 Shriners Hospitals for Children Open, 2019 Charles Schwab Challenge). The win was the 23rd on TOUR by a Korean-born player: K.J. Choi (8), Kevin Na (3), Y.E. Yang (2), Sangmoon Bae (2), James Hahn (2), Si Woo Kim (2), Seung-Yul Noh (1), Danny Lee (1), Michael Kim (1), Sung Kang (1). Following Justin Rose's victory in 2018, marked the first time players born outside of the United States won back-to-back at the event since Sergio Garcia and Nick Price in 2001-2002 (11 total international winners).

## Career Records

PGA TOUR (Playoff Record: 0-3)													
Season	Events	Rounds	1st	2nd	3rd	Top 10	Top 25	Cuts Made	Cuts Missed	WD	FedExCup Rank	Earnings	
<b>Total:</b>	<b>396</b>	<b>1281</b>	<b>3</b>	<b>9</b>	<b>8</b>	<b>68</b>	<b>132</b>	<b>271</b>	<b>108</b>	<b>16</b>		<b>\$30,243,741</b>	
2019	19	60	1			3	4	14	4	1	61	\$2,257,309	
2018	26	86	1	1		4	9	20	6		28	\$3,578,316	
2017	26	82				5	7	18	7	1	45	\$1,728,350	
2016	26	93		2	2	8	14	22	4		28	\$3,441,291	
2015	27	95		1		7	14	23	3	1	25	\$2,820,766	
2014	27	94		2	1	6	14	20	7		24	\$3,153,107	
2013	8	22				1	3	4	1		200	\$110,864	
2012	25	79				6	10	18	5	1	52	\$2,029,943	
2011	26	84	1		1	6	9	15	11		71	\$2,336,965	
2010	26	93		1	1	4	9	23	3		26	\$2,021,815	
2009	26	91			2	9	14	19	5	2	26	\$2,724,825	
2008	29	97			3	6	21	7	7	2	96	\$1,041,059	
2007	27	84				3	5	16	9	2	101	\$856,669	
2006	11	31					2	5	5	1		\$146,099	
2005	32	86		2		2	7	14	15	3		\$1,095,204	
2004	32	96			1	2	7	19	11	1		\$901,158	
2003	2	6						1	1				
2001	1	2							1				

(A) - Amateur

Korn Ferry Tour (Playoff Record: 0-0)													
Season	Events	Rounds	1st	2nd	3rd	Top 10	Top 25	Cuts Made	Cuts Missed	WD	Priority Rank	Earnings	
<b>Total:</b>	<b>3</b>	<b>10</b>	<b>1</b>			<b>1</b>	<b>1</b>	<b>2</b>	<b>1</b>				
2013	1	4						1			123	\$2,700	
2006	1	4	1			1	1	1				\$90,000	
2001	1	2							1				

(A) - Amateur

## Top Tournaments

PGA TOUR										
THE PLAYERS Championship	Masters Tournament	PGA Championship	U.S. Open	The Open Championship	WGC-HSBC Champions	WGC-Mexico	WGC-Dell Technologies Match Play	WGC-FedEx St. Jude Inv		
2019	T46	CUT	CUT	T51	T54	T36	T5	T43		
2018	T46	T19	CUT	T51	T54	T36	T52	T31		
2017	W/D	CUT	CUT	T32	T44	T54	T9	T15		
2016	CUT	T55	T22	7	T22	57	T35	T27		
2015	T6	T12	CUT	T46	T58	T20	T9	T15		
2014	T38		CUT	T12	T54			T23		
2013		59								
2012	T7	T12	DQ	T29	CUT		T33	T63		
2011	CUT	T10	CUT	CUT	CUT					
2010	CUT	CUT	CUT	T27		T35	T33			
2009	T3		T43			T50				
2008	T54									
2006	CUT									
2005	CUT		CUT							
2003								T71		

FedExCup Playoffs			
THE NORTHERN TRUST	Dell Technologies Championship	BMW Championship	TOUR Championship
2019	T77	DNS	
2018	T15	T12	25
2017	T29	T53	
2016	CUT	T20	29
2015	T20	T10	T16
2014	T9	T46	T19
2012	CUT	T26	
2011	CUT		
2010	T36		T17
2009	T24	T8	30
2008	T31		
2007	CUT	69	

## Personal

- Appeared in a January 2010 episode of "CSI: Las Vegas" on CBS along with Rocco Mediate, Duffy Waldorf, Gary McCord and David Feherty.
- A year after carding a 12-over 16 on the par-4 ninth hole in the first round of the 2011 Valero Texas Open, returned to San Antonio, taking the mishap in stride. Taped a segment for "Inside the PGA TOUR," using a chainsaw to remove a number of branches responsible for the high score a year earlier, was featured on ESPN's "SportsCenter" and various, local radio stations as he re-lived the headache. In the second round in 2012, hung the shirt he wore that fateful day on a tree branch as a sacrifice near the area from where he tried to play en route to the 16th hole.
- At age 8, Na's family moved from South Korea to the United States. Took up the game a year later and by the time he left the junior golf program, had become a top junior player in the U.S. Bypassed senior year of high school and college to turn professional at age 17.



# Matthew NeSmith

**Height:** 6'0" (1.83 m)  
**Weight:** 215 (97 kg)  
**Age:** 26 (September 29, 1993)  
**Birthplace:** North Augusta, South Carolina  
**Residence:** Aiken, South Carolina  
**Family:** Wife, Abigail

**Education:** University of South Carolina (2016, Sociology)  
**Turned Professional:** 2016  
**City plays from:** Aiken, SC, United States

## Exempt Status

Top 50 from 2019 Korn Ferry Tour (thru 2019-20)

## Career Victories

### Korn Ferry Tour Victories (1):

**2019 (1)** Albertsons Boise Open presented by Kraft Nabisco.

## Player Statistics

**Career Low Round:** 70 - 2012 Wyndham Championship (Round 1)

**Career High FedExCup Rank:**

**Career High Official World Golf Rank:** #289 : 2019 TOUR Championship

**Career Largest Paycheck:**

## 2018-19 Season Highlights

Won the Albertsons Boise Open on the Korn Ferry Tour and earned PGA TOUR membership by finishing No. 1 in the Korn Ferry Tour Finals 25, entering the 2019-20 season third in the final priority ranking. For the season, collected four top-10s and made 15 cuts in 25 starts.

### Korn Ferry Tour

**The Bahamas Great Exuma Classic at Sandals Emerald Bay** - Carded a final-round 65 to finish at T9 and 12-under 276 on the tournament. **Nashville Golf Open Benefitting the Snedeker Foundation** - Used three rounds in the 60s to finish T6 at 12-under in Nashville. **Ellie Mae Classic at TPC Stonebrae** - Claimed the first 36- and 54-hole leads of his Korn Ferry Tour career before going on to finish T8 at the Ellie Mae Classic at TPC Stonebrae. **Albertsons Boise Open presented by Kraft Nabisco** - Carded a 7-under 64 after for a 19-under total and his first Korn Ferry Tour victory at the Albertsons Boise Open presented by Kraft Nabisco. Began the final round three shots off the lead. The one-stroke win secured his first PGA TOUR card for the 2019-20 season.

## Career Records

PGA TOUR (Playoff Record: 0-0)												
Season	Events	Rounds	1st	2nd	3rd	Top 10	Top 25	Cuts Made	Cuts Missed	WD	FedExCup Rank	Earnings
<b>Total:</b>	<b>5</b>	<b>10</b>							<b>5</b>			
2017	1	2							1			
2016	1	2							1			
2015	1 (A)	2							1			
2013	1 (A)	2							1			
2012	1 (A)	2							1			

(A) - Amateur

Korn Ferry Tour (Playoff Record: 0-0)												
Season	Events	Rounds	1st	2nd	3rd	Top 10	Top 25	Cuts Made	Cuts Missed	WD	Priority Rank	Earnings
<b>Total:</b>	<b>29</b>	<b>93</b>	<b>1</b>			<b>4</b>	<b>9</b>	<b>18</b>	<b>10</b>			
2019	25	79	1			4	7	15	9		3	\$277,566
2018	3	12					2	3				\$13,695
2017	1	2							1			

(A) - Amateur

## Top Tournaments

PGA TOUR									
THE PLAYERS Championship	Masters Tournament	PGA Championship	U.S. Open	The Open Championship	WGC-HSBC Champions	WGC-Mexico	WGC-Dell Technologies Match Play	WGC-FedEx St. Jude Inv	
2015			CUT						

## Personal

- Grew up in North Augusta, South Carolina. From the age of 8, attended the Masters every year until leaving for college. First Masters memory includes taking a photo with Bernhard Langer.
- His brother is a photo journalist in New York City and has photographed celebrities who have been on the cover of Vogue.
- Proposed to Abigail on the 18th green of Harbour Town Golf Links in March 2018. Abigail was on the equestrian team at South Carolina.
- He has been really close to Curing Kids Cancer, a non-profit based out of Atlanta, where Abigail has worked.
- Also has volunteered to build bikes for families who need them for Christmas.
- Loves to follow football recruiting.



# Joaquin Niemann

**Height:** 6' 1" (1.83 m)  
**Weight:** 154 (69 kg)  
**Age:** 20 (November 7, 1998)  
**Birthplace:** Santiago, Chile  
**Residence:** Santiago, Chile  
**Family:** Single

**Turned Professional:** 2018  
**City plays from:** Chile

## Exempt Status

Top 125 in 2018-19 FedExCup standings (thru 2019-20)

## Career Victories

None.

## Player Statistics

**Career Low Round:** 63 - 2019 Wyndham Championship (Round 4)

**Career High FedExCup Rank:** #64 : 2019 Shriners Hospitals for Children Open

**Career High Official World Golf Rank:** #79 : 2019 John Deere Classic

**Career Largest Paycheck:** \$309,275 : 2018 the Memorial Tournament presented by Nationwide (Finished 6)

## 2018-19 Season Highlights

In his first season as a full-time PGA TOUR member, qualified for the FedExCup Playoffs and advanced to the BMW Championship, ending the season at No. 67 in the FedExCup standings. Earned four top-10s, including top-fives in back-to-back weeks, and made 21 cuts in 28 starts.

### PGA TOUR

**Travelers Championship** - Posted four rounds in the 60s to finish T5 at 11-under 269 in his first Travelers Championship. Represented his sixth top-10 in his 36th TOUR start. **John Deere Classic** - Finished T10 at the John Deere Classic, posting four eagles on the week. Represented second event of the season at which he posted four eagles or more (only other player with four or more eagles at an event in that span: Sungjae Im/4/RBC Canadian Open). **THE NORTHERN TRUST** - Shot a final-round 66 at THE NORTHERN TRUST to finish T30 and move from No. 74 to No. 70 in the FedExCup standings and qualify for the BMW Championship.

### PGA TOUR Latinoamérica

**Abierto de Chile 2019 presentado por VOLVO** - Returned to his home country to play in his national open on PGA TOUR Latinoamérica. Was one shot off the lead after 18 holes with his opening 64 at Club de Golf Mapocho. Held the lead by himself through 36 holes, a one-shot lead over Alex Rocha and Alex Weiss. Could only muster an even-par 71 in the third round and finished with a 5-under 66 to place third, three shots behind winner John Somers.

## National Team Selections

**Eisenhower Trophy :** 2016

## Career Records

PGA TOUR (Playoff Record: 0-0)											
Season	Events	Rounds	1st	2nd	3rd	Top 10	Top 25	Cuts Made	Cuts Missed	WD	FedExCup Rank
<b>Total:</b>	<b>43</b>	<b>146</b>				<b>8</b>	<b>12</b>	<b>31</b>	<b>12</b>		
2019	28	96				4	6	21	7		67
2018	12	42				4	6	9	3		
	1 (A)	2							1		
2017	2 (A)	6						1	1		
(A) - Amateur											

## Top Tournaments

PGA TOUR									
THE PLAYERS Championship	Masters Tournament	PGA Championship	U.S. Open	The Open Championship	WGC-HSBC Champions	WGC-Mexico	WGC-Dell Technologies Match Play	WGC-FedEx St. Jude Inv	
2019		CUT		CUT					
2018		T71							
2017			CUT						

FedExCup Playoffs			
THE NORTHERN TRUST	Dell Technologies Championship	BMW Championship	TOUR Championship
2019 T30		T31	

## Personal

- Earned PGA TOUR card at age 19 in just his eighth TOUR start as a professional. When he turned professional in 2018, forfeited exemptions into the U.S. Open and Open Championship that year.
- His father gave him plastic clubs at the age of 2 growing up in Santiago, Chile and learned the game while practicing on the range at Club de Polo y Equitacion San Cristobal.
- Remembers hitting a 40-yard shot with real equipment at age four during a family BBQ at home and striking his grandmother in the leg. She wasn't seriously hurt but he said â€"it was a pretty good shot".
- Recruited by coach Steve Bradley, who already had his friend and fellow Chilean Claudio Correa on the roster at the University of South Florida, but did not attend after failing to gain entry due to his TOEFL (Test of English as a Foreign Language) scores.



# Seung-Yul Noh (YOU-ul NO)

**Height:** 6'1" (1.85 m)  
**Weight:** 165 (75 kg)  
**Age:** 28 (May 29, 1991)  
**Birthplace:** Gangwon-do, South Korea  
**Residence:** Seoul, South Korea  
**Family:** Single

**Education:** Korea University  
**Special Interests:** Movies, meeting friends  
**Turned Professional:** 2008  
**City plays from:** Irving, TX, United States

## Exempt Status

Major Medical Extension

## Career Victories

### PGA TOUR Victories (1):

**2014 (1)** Zurich Classic of New Orleans.

### Korn Ferry Tour Victories (1):

**2013 (1)** Nationwide Children's Hospital Championship.

### International Victories (2):

**2008** Midea China Classic [Asia], **2010** Maybank Malaysian Open [Asia].

## Player Statistics

**Career Low Round:** **62** - 2012 Deutsche Bank Championship (Round 1)

**Career High FedExCup Rank:** **#16** : 2014 Zurich Classic of New Orleans

**Career High Official World Golf Rank:** **#61** : 2011 Farmers Insurance Open

**Career Largest Paycheck:** \$1,224,000 : 2014 Zurich Classic of New Orleans (Finished 1)

## Career Records

PGA TOUR (Playoff Record: 0-0)												
Season	Events	Rounds	1st	2nd	3rd	Top 10	Top 25	Cuts Made	Cuts Missed	WD	FedExCup Rank	Earnings
<b>Total:</b>	<b>172</b>	<b>529</b>	<b>1</b>		<b>1</b>	<b>12</b>	<b>38</b>	<b>107</b>	<b>60</b>	<b>4</b>		
2018	1	4						1			229	\$44,516
2017	31	87				3	7	15	15	1	110	\$1,080,706
2016	28	81				1	5	16	11	1	125	\$661,711
2015	21	65			1	4	4	13	7	1	134	\$711,609
2014	27	92	1			3	6	20	6	1	35	\$2,115,234
2013	25	67				1	3	11	13		160	\$391,763
2012	28	101				3	13	24	4		37	\$1,629,751
2011	6	18						5	1			
2010	5	14						2	3			
(A) - Amateur												

Korn Ferry Tour (Playoff Record: 0-0)												
Season	Events	Rounds	1st	2nd	3rd	Top 10	Top 25	Cuts Made	Cuts Missed	WD	Priority Rank	Earnings
<b>Total:</b>	<b>3</b>	<b>10</b>	<b>1</b>			<b>2</b>	<b>2</b>	<b>2</b>	<b>1</b>			<b>\$210,125</b>
2013	3	10	1			2	2	2	1		4	\$210,125
(A) - Amateur												

## Top Tournaments

PGA TOUR									
	THE PLAYERS Championship	Masters Tournament	PGA Championship	U.S. Open	The Open Championship	WGC-HSBC Champions	WGC-Mexico	WGC-Dell Technologies Match Play	WGC-FedEx St. Jude Inv
2017	T22								
2016					CUT				
2015	CUT	T38							
2014	T72		CUT	T52					T37
2013	T66								
2012			T21						
2011			T45	T30	T30		59	T33	
2010			T28	T40	CUT	T16			

FedExCup Playoffs			
	THE NORTHERN TRUST	Dell Technologies Championship	BMW Championship
2017	CUT		
2016	CUT		
2014	T53		T23
2012	T67	T13	T16

## Personal

- Began playing golf at age 7. His dad bought him a junior set of golf clubs. He hit balls on the beach near his home in Seoul before school and then spent hours at the driving range after his studies were over for the day. Also played tennis, soccer and baseball before turning his sole attention to golf.
- Attended Kyung-gi High School in Seoul.
- Favorite pro team is Manchester United. Favorite show is "Unlimited Challenge," a popular program in South Korea.
- Supports the Korea University Hospital.



# Alex Noren<sup>(NOR-en)</sup>

**Height:** 5'11" (1.8 m)  
**Weight:** 165 (75 kg)  
**Age:** 37 (July 12, 1982)  
**Birthplace:** Stockholm, Sweden  
**Residence:** Stockholm, Sweden  
**Family:** Wife, Jennifer; Iris

**Education:** Oklahoma State University (2005, Business Marketing)  
**Special Interests:** Soccer, cars  
**Turned Professional:** 2005  
**City plays from:** Stockholm, Sweden

## Exempt Status

126-150 in 2018-19 FedExCup standings (thru 2019-20)

## Career Victories

### International Victories (11):

**2006** Rolex Trophy [EurChall]. **2009** Omega European Masters [Eur]. **2011** Nordea Masters [Eur]. **2011** Saab Wales Open [Eur]. **2015** Nordea Masters [Eur]. **2016** British Masters [Eur]. **2016** Nedbank Golf Challenge [Eur]. **2016** Omega European Masters [Eur]. **2016** Aberdeen Asset Management Scottish Open [Eur]. **2017** BMW PGA Championship [Eur]. **2018** HNA Open de France [Eur].

## Player Statistics

**Career Low Round:** **64** - 2018 BMW Championship (Round 1)

**Career High FedExCup Rank:** **#14** : 2018 World Golf Championships-Dell Technologies Match Play

**Career High Official World Golf Rank:** **#8** : 2017 Quicken Loans National

**Career Largest Paycheck:** \$695,000 : 2018 World Golf Championships-Dell Technologies Match Play (Finished 3)

## National Team Selections

**Arnold Palmer Cup :** 2004, 2005 **Ryder Cup :** 2018 **Seve Trophy :** 2011 **World Cup :** 2011, 2016

## Career Records

PGA TOUR (Playoff Record: 0 - 1)												
Season	Events	Rounds	1st	2nd	3rd	Top 10	Top 25	Cuts Made	Cuts Missed	WD	FedExCup Rank	Earnings
<b>Total:</b>	<b>70</b>	<b>223</b>		<b>1</b>	<b>2</b>	<b>7</b>	<b>23</b>	<b>52</b>	<b>17</b>	<b>1</b>		<b>\$4,592,664</b>
2019	18	60					5	14	4		129	\$913,446
2018	18	60	1	2	3	10	14	14	4		43	\$2,699,150
2017	11	36				3	4	9	2			
2016	4	14						3	1			
2015	2	6						1	1			
2013	5	9					2	2	2	1		
2012	4	14				1	1	3	1			
2011	4	14						3	1			
2010	3	6						2	1			
2008	1	4					1	1				

(A) - Amateur

## Top Tournaments

PGA TOUR									
	THE PLAYERS Championship	Masters Tournament	PGA Championship	U.S. Open	The Open Championship	WGC-HSBC Champions	WGC-Mexico	WGC-Dell Technologies Match Play	WGC-FedEx St. Jude Inv
2019	CUT	T62	T54	CUT	T11	T18	T62	T17	T12
2018	T17	CUT	CUT	T25	T17	T31	T14	3	T31
2017	10	CUT	T67	CUT	T6	T12	T55	T5	T28
2016			T49	CUT	T46	T54			
2015				CUT			T56		DNS
2013			CUT		W/D		T20	T17	
2012			T66	CUT	T9		69		
2011			T34	T51	CUT	T49			T53
2010					CUT			T33	T53
2009						T19			
2008					T19				

FedExCup Playoffs			
	THE NORTHERN TRUST	Dell Technologies Championship	BMW Championship
2018	CUT	T43	T24

## Personal

- Played collegiately at Oklahoma State, where he started as a freshman and was a two-time All-American selection. Teammates included Hunter Mahan and Pablo Martin.
- Grew up playing all sports before his attention focused on golf at age 8. Made first hole-in-one at age 12.
- If he weren't a golfer would want to be a F1 driver.



# Henrik Norlander

**Height:** 6'4" (1.93 m)  
**Weight:** 210 (95 kg)  
**Age:** 32 (March 25, 1987)  
**Birthplace:** Danderyd, Stockholm, Sweden  
**Residence:** Augusta, Georgia  
**Family:** Single

**Education:** Augusta University (2011, Business Marketing)  
**Special Interests:** Spending time with friends  
**Turned Professional:** 2011  
**City plays from:** Stockholm, Sweden

## Exempt Status

Top 50 from 2019 Korn Ferry Tour (thru 2019-20)

## Career Victories

### Korn Ferry Tour Victories (2):

**2015 (1)** Hotel Fitness Championship. **2019 (1)** Wichita Open Supporting Wichita's Youth.

## Player Statistics

**Career Low Round:** **64** - 2016 Travelers Championship (Round 4)

**Career High FedExCup Rank:** **#62** : 2013 Sony Open in Hawaii

**Career High Official World Golf Rank:** **#244** : 2019 Wyndham Championship

**Career Largest Paycheck:** \$396,000 : 2017 The RSM Classic (Finished 2)

## 2018-19 Season Highlights

Claimed second career Korn Ferry Tour title with a victory at the Wichita Open Supporting Wichita's Youth and earned PGA TOUR membership by finishing No. 11 on the Korn Ferry Tour Regular Season points list. Entered the 2019-20 season 16th in the final priority ranking. Collected four top-10s and made 13 cuts in 23 starts on the season.

## Korn Ferry Tour

**Nashville Golf Open Benefitting the Snedeker Foundation** - Used rounds of 66-69 over the weekend to earn a solo-third finish in Nashville and climbed 62 places in The 25. **KC Golf Classic** - Fired a final-round 67 to finish T4 at 9-under 279 at the KC Golf Classic at the KC Golf Classic. The top-five finish was his second consecutive top-five finish. **Wichita Open Supporting Wichita's Youth** - Survived the first five-man playoff in Korn Ferry Tour history defeating Bryan Bigley, Sebastian Cappelletti, Erik Compton and Kevin Dougherty. After the playoff went into Monday morning, defeated Bigley with a par on the third extra hole. The win was his first Korn Ferry Tour title since the 2015 Hotel Fitness Championship. With the victory, secured his return to the PGA TOUR for the 2019-20 season. **Korn Ferry Tour Championship presented by United Leasing & Finance** - Fired four rounds under-par to finish T7 at the Korn Ferry Tour Championship presented by United Leasing & Finance.

## National Team Selections

**Arnold Palmer Cup** : 2009, 2010, 2011 **Eisenhower Trophy** : 2008, 2010

## Career Records

PGA TOUR (Playoff Record: 0 - 1)												
Season	Events	Rounds	1st	2nd	3rd	Top 10	Top 25	Cuts Made	Cuts Missed	WD	FedExCup Rank	Earnings
<b>Total:</b>	<b>51</b>	<b>163</b>	<b>1</b>			<b>1</b>	<b>6</b>	<b>34</b>	<b>17</b>			<b>\$692,847</b>
2019	1	4						1				
2018	1	4						1				
2017	5	18		1		1	2	4	1			
2016	21	67					1	15	6			\$290,889
2014	1	2							1			
2013	22	68					3	13	9		159	\$401,958

(A) - Amateur

Korn Ferry Tour (Playoff Record: 1 - 0)												
Season	Events	Rounds	1st	2nd	3rd	Top 10	Top 25	Cuts Made	Cuts Missed	WD	Priority Rank	Earnings
<b>Total:</b>	<b>111</b>	<b>356</b>	<b>2</b>	<b>2</b>	<b>2</b>	<b>15</b>	<b>36</b>	<b>68</b>	<b>43</b>			
2019	23	72	1		1	4	10	13	10		16	\$271,628
2018	24	85		1		3	10	19	5		52	\$197,588
2017	13	41				1	3	8	5		73	\$51,826
2016	3	12					1	3			53	\$26,637
2015	23	73	1	1		4	7	13	10		6	\$319,861
2014	21	61			1	3	4	10	11		96	\$98,728
2013	4	12					1	2	2		83	\$11,017

(A) - Amateur

## Top Tournaments

PGA TOUR	THE PLAYERS Championship	Masters Tournament	PGA Championship	U.S. Open	The Open Championship	WGC-HSBC Champions	WGC-Mexico	WGC-Dell Technologies Match Play	WGC-FedEx St. Jude Inv
2014				CUT					

## Personal

- Favorite golf memory was when his dad took him to St. Andrews as a boy.
- Follows the Detroit Red Wings.
- Enjoys watching Roger Federer.
- Dream foursome would include Federer, Pete Sampras and Johnny Cash.



# Sean O'Hair

**Height:** 6'2" (1.88 m)  
**Weight:** 180 (82 kg)  
**Age:** 37 (July 11, 1982)  
**Birthplace:** Lubbock, Texas  
**Residence:** Lubbock, Texas  
**Family:** Wife, Jaclyn; Molly Kate, Luke, Grady, Trevor Ryan

**Special Interests:** Football, basketball, racing  
**Turned Professional:** 1999  
**City plays from:** Lubbock, TX, United States

## Exempt Status

Major Medical Extension

## Career Victories

### PGA TOUR Victories (4):

**2005 (1)** John Deere Classic. **2008 (1)** PODS Championship. **2009 (1)** Quail Hollow Championship. **2011 (1)** RBC Canadian Open.

### Other Victories (2):

**2018** QBE Shootout [with Steve Stricker]. **2012** Franklin Templeton Shootout [with Kenny Perry].

## 2018-19 Season Highlights

Managed just nine starts due to an oblique injury, earning one top-10 and making four cuts to finish the season No. 202 in the FedExCup standings and miss the FedExCup Playoffs for the third time in 13 seasons. Entered the 2019-20 season on a Major Medical Extension with 16 starts available to earn 287 points to equal No. 125 on the 2018-19 FedExCup points list (Pat Perez/376 points).

## PGA TOUR

**Desert Classic** - In his eighth start at the Desert Classic, posted scores of 66-67-68-69 to finish T9 with Michael Thompson and Patrick Cantlay at 18-under 270.

## National Team Selections

**Presidents Cup** : 2009

## Career Records

### PGA TOUR (Playoff Record: 1 - 1)

Season	Events	Rounds	1st	2nd	3rd	Top 10	Top 25	Cuts Made	Cuts Missed	WD	FedExCup Rank	Earnings
<b>Total:</b>	<b>364</b>	<b>1166</b>	<b>4</b>	<b>7</b>	<b>4</b>	<b>43</b>	<b>106</b>	<b>243</b>	<b>110</b>	<b>14</b>		<b>\$23,926,906</b>
2019	9	23				1	1	4	4	1	202	\$201,352
2018	22	63		1		2	4	12	9	1	106	\$1,104,865
2017	25	84		1		5	8	19	6	1	62	\$1,873,856
2016	27	89		1		2	7	18	8	1	27	\$1,702,713
2015	26	86		1		3	8	18	8	1	42	\$1,662,300
2014	25	77				1	2	14	11	1	160	\$408,793
2013	22	56					2	7	12	3	170	\$268,614
2012	24	84		1		2	7	19	4		81	\$1,160,981
2011	24	70	1			1	6	13	11		58	\$1,483,948
2010	25	82				3	11	19	6		47	\$1,859,040
2009	23	76	1	1	1	9	14	18	4	1	5	\$4,316,493
2008	25	81	1		2	3	6	17	8	1	71	\$2,089,857
2007	28	98				5	14	21	6	1	52	\$1,921,226
2006	30	98			1	2	7	20	9	1		\$1,411,387
2005	29	99	1	1		4	9	24	4	1		\$2,461,482

(A) - Amateur

### Korn Ferry Tour (Playoff Record: 0 - 0)

Season	Events	Rounds	1st	2nd	3rd	Top 10	Top 25	Cuts Made	Cuts Missed	WD	Priority Rank	Earnings
<b>Total:</b>	<b>26</b>	<b>70</b>		<b>1</b>	<b>1</b>	<b>3</b>	<b>5</b>	<b>9</b>	<b>17</b>			
2014	3	8			1	1	1	1	2		31	\$58,000
2013	4	14				1	3	3	1		16	\$59,333
2005	1	4		1		1	1	1				\$54,000
2004	2	6						1	1			\$3,400
2002	2	6						1	1			\$1,243
2001	7	16						1	6			\$1,201
2000	4	8							4			
1999	1	2							1			
(A) - Amateur	2 (A)	6						1	1			

## Top Tournaments

PGA TOUR	THE PLAYERS Championship	Masters Tournament	PGA Championship	U.S. Open	The Open Championship	WGC-HSBC Champions	WGC-Mexico	WGC-Dell Technologies Match Play	WGC-FedEx St. Jude Inv
2018	W/D								
2017	CUT	CUT							
2016	T64								
2015	CUT								
2013	T43								
2012	CUT	T32	DQ						
2011	T19	CUT	T64		CUT				
2010	T22	T30	CUT	T12	T7		T18	T17	T59
2009	CUT	T10	T5	T23	T65	T62	T13	T5	5
2008	CUT	T14	T31		82		W/D		T12
2007	11		T42	CUT	T67				
2006	T58	CUT	T12	T26	T14		T54	T17	
2005			T59		T15		T35		T51

FedExCup Playoffs	THE NORTHERN TRUST	Dell Technologies Championship	BMW Championship	TOUR Championship
2018	T28			
2017	69	CUT	T20	
2016	T2	T53	T52	T17
2015	T45	T4	T53	
2012	T54	T64		
2011	CUT	T25	T37	
2010	T31	CUT	T37	
2009	CUT	T8	4	3
2008	CUT	CUT		
2007	T25	T9	T57	

## Personal

- Turned pro during his senior year of high school when he was 17.
- He and his wife, Jaclyn, were married at age 20. She caddied for him on the mini-tours for two years. His father-in-law caddied for him his first three years on the TOUR.



# Louis Oosthuizen

(LOU-wee OOST-haze-un)

**Height:** 5'10" (1.78 m)  
**Weight:** 180 (82 kg)  
**Age:** 36 (October 19, 1982)  
**Birthplace:** Mossel Bay, South Africa  
**Residence:** Pinnacle Point, South Africa  
**Family:** Wife, Nel-Mare (ma-REE); Jana (YA-nuh), Sophia, Emma

**Special Interests:** Hunting, movies  
**Turned Professional:** 2002  
**City plays from:** Albertinia, W.Cape, South Africa

## Exempt Status

Top 125 in 2018-19 FedExCup standings (thru 2019-20)

## Career Victories

### PGA TOUR Victories (1):

**2010 (1)** The Open Championship.

### International Victories (13):

**2004** Vodacom Origins of Golf-Arabella [SAf]. **2007** Platinum Classic [SAf]. **2007** Dimension Data Pro-Am [SAf]. **2007** Telekom PGA Championship [SAf]. **2008** Telekom PGA Championship [SAf]. **2010** Open de Golf de Andalucia [Eur]. **2011** Africa Open [Eur]. **2012** Africa Open [Eur]. **2012** Maybank Malaysian Open [Eur]. **2013** Volvo Golf Champions [Eur]. **2014** Volvo Golf Champions [Eur]. **2016** ISPS HANDA Perth International [Eur]. **2018** South African Open Hosted by the City of Johannesburg [Eur].

## 2018-19 Season Highlights

Qualified for the FedExCup Playoffs for the sixth consecutive season (seventh total) and advanced to the TOUR Championship for the third time, ending the season in a tie for 21st in the FedExCup standings. Marked best result in the FedExCup since finishing No. 7 in 2012. Notched five top-10s on the season, making 16 cuts in 19 starts.

## PGA TOUR

**CIMB Classic** - Tied four others for fifth at the CIMB Classic in his first start of the season. **Valspar Championship** - Tied Jason Kokrak for second at the Valspar Championship, finishing one shot back of champion Paul Casey. Represented second top-10 at the event in his seventh start and eighth runner-up on the PGA TOUR (most recent: 2017 THE PLAYERS Championship). **World Golf Championships-Dell Technologies Match Play** - Became the first player to advance out of Group Play at the World Golf Championships-Dell Technologies Match Play four times since 2015. Defeated Marc Leishman, 2 and 1, with seven birdies against no bogeys in the fourth round to advance to the Quarterfinals for the third time. Lost to eventual-champion Kevin Kisner 2 and 1, in the Quarterfinals for a T5 finish.

## National Team Selections

**World Cup** : 2011 **Presidents Cup** : 2013, 2015, 2017

## Career Records

PGA TOUR (Playoff Record: 0-2)												
Season	Events	Rounds	1st	2nd	3rd	Top 10	Top 25	Cuts Made	Cuts Missed	WD	FedExCup Rank	Earnings
<b>Total:</b>	<b>171</b>	<b>531</b>	<b>1</b>	<b>8</b>	<b>3</b>	<b>32</b>	<b>77</b>	<b>126</b>	<b>42</b>	<b>8</b>		<b>\$20,003,806</b>
2019	19	64		1		5	10	16	3		21	\$2,539,183
2018	17	54			1	3	9	14	3		69	\$1,731,493
2017	18	62		2	1	4	9	17	1		31	\$3,105,422
2016	17	56		1		3	11	13	4		38	\$2,422,079
2015	20	63		2		6	10	16	4	2	30	\$3,251,174
2014	16	46				1	5	10	5	1	124	\$946,134
2013	12	28				1	4	6	4	3	154	\$497,408
2012	19	63		2	1	5	12	15	4	1	7	\$3,460,995
2011	15	45				2	4	10	5	1	148	\$717,965
2010	5	14					2	2	3			
2009	6	14	1			2		1	3			
2008	3	10						2	1			
2007	1	4						1				
2006	2	6						1	1			
2004	1	2							1			

(A) - Amateur

## Top Tournaments

PGA TOUR									
THE PLAYERS Championship	Masters Tournament	PGA Championship	U.S. Open	The Open Championship	WGC-HSBC Champions	WGC-Mexico	WGC-Dell Technologies Match Play	WGC-FedEx St. Jude Inv	
2019 T56	T29	T60	T7	T20		T25	T5	T20	
2018 CUT	T12		T16	T28		T30	T9	T24	
2017 T2	T41	T2	T23	CUT	T45	T48	T17	T50	
2016 T28	T15	T22	T23	CUT	T44	T14	2	T21	
2015 T69	T19	T30	T2	T2 (P)	T14	6	T5	T42	
2014 CUT	25	T15	T40	T36	T15	140	T5	61	
2013 T19	CUT		W/D	W/D		T33	T17	DNS	
2012 CUT	2 (P)	T21	CUT	T19	T6	T60	T17	4	
2011 CUT	CUT	CUT	T9	T54	T7	T18	T33	T37	
2010	CUT	CUT	CUT	1	T72			T9	
2009	CUT	CUT		CUT		T20	T33		
2008		73				T68			
2007						T50			
2006						T32			
2004									

FedExCup Playoffs			
THE NORTHERN TRUST	Dell Technologies Championship	BMW Championship	TOUR Championship
2019 T6		T11	T21
2018 T28	T31	T58	
2017 T10	T30	T63	
2016 T18	T8	T17	
2015	T12	T19	W/D
2014 CUT			
2012 T5	2	T16	T23

## Personal

- Comes from a strong tennis family with his father and brother both playing.
- A member of the Ernie Els Foundation in South Africa from 2000-02. The Ernie Els Foundation benefits families of limited resources and provides educational assistance and playing opportunities in order to produce successful young leaders and develop their playing ability to its full potential. "Getting into golf is very expensive. My dad is a farmer, and in the early years things weren't going that great on the farm. But when I was 17, I managed to become a member of Ernie's Foundation in South Africa and it was unbelievable what he did for me, helping with expenses and things like that."
- In 2009, founded the Louis 57 Academy at Mossel Bay Golf Club, part of the golf development program serving underprivileged children in the Mossel Bay Community in South Africa. Mossel Bay was site of his round of 57 during his amateur career on December 12, 2002.



# Rob Oppenheim

(OPP-un-hime)

**Height:** 5'10" (1.78 m)  
**Weight:** 165 (75 kg)  
**Age:** 39 (January 12, 1980)  
**Birthplace:** Salem, Massachusetts  
**Residence:** Orlando, Florida  
**Family:** Wife, Lacey; Zoey, James

**Education:** Rollins College (2002, Economics)  
**Special Interests:** Movies, running, all sports  
**Turned Professional:** 2002  
**City plays from:** Andover, MA, United States

## Exempt Status

Top 50 from 2019 Korn Ferry Tour (thru 2019-20)

## Career Victories

### Korn Ferry Tour Victories (1):

**2015 (1)** Air Capital Classic presented by Aetna.

## Player Statistics

**Career Low Round:** 65 - 2016 FedEx St. Jude Classic (Round 2)

**Career High FedExCup Rank:** #T93 : 2018 Sanderson Farms Championship

**Career High Official World Golf Rank:** #220 : 2017 Presidents Cup

**Career Largest Paycheck:** \$216,000 : 2017 AT&T Pebble Beach Pro-Am (Finished T8)

## 2018-19 Season Highlights

Earned PGA TOUR membership by finishing No. 20 in the Korn Ferry Tour Finals 25 and entered the 2019-20 season 41st in the final priority ranking. Collected four top-10s and made 16 cuts in 25 starts on the season, including a T9 at the Albertsons Boise Open in the Finals. Made two starts on the PGA TOUR, missing the cut at the Shriners Hospitals for Children Open and U.S. Open.

## Korn Ferry Tour

**The Bahamas Great Exuma Classic at Sandals Emerald Bay** - Carded a final-round 68 to finish T4 in the first event of the year at 15-under 273. **Evans Scholars Invitational** - Held the 36-hole lead at the Evans Scholars Invitational, eventually finishing T19 for the week. **Utah Championship presented by Zions Bank** - Used four rounds under-par to finish T7 at the Utah Championship presented by Zions Bank. **WinCo Foods Portland Open presented by KraftHeinz** - Carded four rounds in the 60s en route to finishing sixth at 16-under at the WinCo Foods Portland Open presented by KraftHeinz. **Albertsons Boise Open presented by Kraft Nabisco** - Carded a third-round 61, which tied his lowest career round, en route to a T9 finish at 15-under at the Albertsons Boise Open presented by Kraft Nabisco.

## Career Records

PGA TOUR (Playoff Record: 0-0)												
Season	Events	Rounds	1st	2nd	3rd	Top 10	Top 25	Cuts Made	Cuts Missed	WD	FedExCup Rank	Earnings
<b>Total:</b>	<b>56</b>	<b>155</b>				<b>2</b>	<b>5</b>	<b>27</b>	<b>29</b>			<b>\$741,446</b>
2019	2	4							2			
2018	26	68					2	11	15		180	\$279,019
2017	4	12				1	1	2	2			
2016	21	63				1	2	13	8			\$462,427
2014	1	2							1			
2006	2	6						1	1			

(A) - Amateur

Korn Ferry Tour (Playoff Record: 0-1)												
Season	Events	Rounds	1st	2nd	3rd	Top 10	Top 25	Cuts Made	Cuts Missed	WD	Priority Rank	Earnings
<b>Total:</b>	<b>199</b>	<b>628</b>	<b>1</b>	<b>2</b>		<b>21</b>	<b>63</b>	<b>115</b>	<b>84</b>			
2019	25	81				4	8	16	9		41	\$152,824
2018	5	18					2	4	1		73	\$19,868
2017	24	87		2		6	11	19	5		9	\$311,843
2016	4	14				2	3	3	1		51	\$28,921
2015	25	86	1			1	6	18	7		50	\$192,365
2014	14	39				1	4	5	9			\$63,509
2013	20	51					1	5	15			\$23,105
2012	26	80				4	7	14	12			\$132,065
2011	26	81				3	11	16	10			\$129,594
2010	28	87				2	11	15	13			\$149,165
2009	1	2							1			
2007	1	2							1			

(A) - Amateur

## Top Tournaments

PGA TOUR	THE PLAYERS Championship	Masters Tournament	PGA Championship	U.S. Open	The Open Championship	WGC-HSBC Champions	WGC-Mexico	WGC-Dell Technologies Match Play	WGC-FedEx St. Jude Inv
2019				CUT					
2016				T37					
2014				CUT					

## Personal

- Biggest thrill in golf was helping Rollins College win the 2002 national championship and earning PGA TOUR card in the fall of 2015.
- Favorite college team is Boston College. Favorite professional team is the New England Patriots.
- Superstitions include a lucky ball marker.
- Favorite cities to visit are Las Vegas and Montreal. Favorite vacation spot is Pebble Beach near Monterey, California.
- Dream foursome would include his father, brother and grandfather.
- He says he was better at baseball than golf growing up.
- Items on his bucket list include traveling around the world.
- His charity work involves the Boys & Girls Club of America and the Dana Farber Cancer Institute Jimmy Fund.
- Favorite band is U2.
- Enjoys eating pizza and watching Tom Brady play quarterback.
- Winner of 2004 New Hampshire Open. 2008 Bangor Open. 2009 Massachusetts Open, 2009 New Hampshire Open.



# Carlos Ortiz

**Height:** 6'0" (1.83 m)  
**Weight:** 150 (68 kg)  
**Age:** 28 (April 24, 1991)  
**Birthplace:** Guadalajara, Jalisco, Mexico  
**Residence:** Dallas, Texas  
**Family:** Wife, Haley; Sofia, Mila

**Education:** University of North Texas (2013, International Studies)  
**Turned Professional:** 2013  
**City plays from:** Guadalajara, Mexico

## Exempt Status

Top 125 in 2018-19 FedExCup standings (thru 2019-20)

## Career Victories

### Korn Ferry Tour Victories (3):

**2014 (3)** Panama Claro Championship, El Bosque Mexico Championship, WinCo Foods Portland Open presented by Kraft.

## Player Statistics

**Career Low Round:** 62 - 2019 Desert Classic (Round 2)

**Career High FedExCup Rank:** #28 : 2019 Sanderson Farms Championship

**Career High Official World Golf Rank:** #107 : 2015 Valero Texas Open

**Career Largest Paycheck:** \$255,200 : 2019 Sanderson Farms Championship (Finished 3)

## 2018-19 Season Highlights

Advanced to the FedExCup Playoffs for the second time in his career, ending the season at No. 113 in the FedExCup standings. With three top-10s on the season, earned more than one in a season for the first time in his career. Made 14 cuts in 28 starts.

## PGA TOUR

**Sanderson Farms Championship** - Following rounds of 69-69-71, birdied his first three holes and last two in the final round of the Sanderson Farms Championship en route to an 8-under 64, tying the low round of the week. The T3 finish at 15-under 273 marked his best on the PGA TOUR. **Genesis Open** - Finished 7-under and T9 at the Genesis Open, helped by a bogey-free, final-round 69 - one of just two bogey-free rounds recorded by the entire field in rounds three and four (Vaughn Taylor/67/R4).

## Career Records

PGA TOUR (Playoff Record: 0-0)												
Season	Events	Rounds	1st	2nd	3rd	Top 10	Top 25	Cuts Made	Cuts Missed	WD	FedExCup Rank	Earnings
<b>Total:</b>	<b>90</b>	<b>265</b>			<b>1</b>	<b>4</b>	<b>14</b>	<b>47</b>	<b>43</b>			
2019	28	82			1	3	4	14	14		113	\$1,073,962
2018	1	4						1				
2017	1	4						1				
2016	29	75					1	10	19		172	\$263,466
2015	30	96				1	9	20	10		93	\$964,137
2014	1	4						1				

(A) - Amateur

Korn Ferry Tour (Playoff Record: 0-0)												
Season	Events	Rounds	1st	2nd	3rd	Top 10	Top 25	Cuts Made	Cuts Missed	WD	Priority Rank	Earnings
<b>Total:</b>	<b>71</b>	<b>237</b>	<b>3</b>	<b>1</b>	<b>2</b>	<b>12</b>	<b>27</b>	<b>49</b>	<b>22</b>			<b>\$837,514</b>
2018	24	86	3	1	2	4	11	19	5		33	\$195,337
2017	24	83				2	8	18	6		58	\$122,364
2016	3	8						1	2		104	\$4,410
2014	19	58	3		2	6	8	11	8		3	\$515,403
2010	1 (A)	2							1			

(A) - Amateur

## Top Tournaments

PGA TOUR									
2019	THE PLAYERS Championship	Masters Tournament	PGA Championship	U.S. Open	The Open Championship	WGC-HSBC Champions	WGC-Mexico	WGC-Dell Technologies Match Play	WGC-FedEx St. Jude Inv
2016	CUT			152 CUT					

FedExCup Playoffs			
2019	THE NORTHERN TRUST	Dell Technologies Championship	BMW Championship
2015	T67		
2015	T24	T65	

## Personal

- Grew up in Guadalajara, Mexico, playing at Guadalajara Country Club, the same home course where LPGA great Lorena Ochoa grew up playing. Is 10 years younger than Ochoa but recalls the work and dedication she put in on the range every day.
- Started to play golf with his father as a youth and picked golf over other sports because "it is the most challenging sport to play."
- Says he would probably be a businessman if he were not playing golf.
- Biggest thrill in golf is the adrenaline he gets in competition.
- Big fan of Real Madrid.
- Enjoys "Two and a Half Men" and the movie "The Untouchables."
- Favorite athlete in another sport is Roger Federer.
- Enjoys steak, sushi and Japanese food.
- His favorite vacation spot would have beaches or skiing.
- Dream foursome would include Tom Watson, Arnold Palmer and Jack Nicklaus.



# Ryan Palmer

**Height:** 5'11" (1.8 m)  
**Weight:** 175 (79 kg)  
**Age:** 42 (September 19, 1976)  
**Birthplace:** Amarillo, Texas  
**Residence:** Colleyville, Texas  
**Family:** Wife, Jennifer; Mason, Madelyn

**Education:** Texas A&M University (2000, Recreation)  
**Special Interests:** Ryan Palmer Foundation, barbecuing, hunting, Dallas Cowboys and Texas A&M football  
**Turned Professional:** 2000  
**City plays from:** Colleyville, TX, United States

## Exempt Status

Tournament winner (thru 2020-21)

## Career Victories

### PGA TOUR Victories (4):

**2004 (1)** FUNAI Classic at the WALT DISNEY WORLD Resort. **2008 (1)** Ginn sur Mer Classic. **2010 (1)** Sony Open in Hawaii. **2019 (1)** Zurich Classic of New Orleans.

### Korn Ferry Tour Victories (1):

**2003 (1)** Clearwater Classic.

## 2018-19 Season Highlights

Qualified for the FedExCup Playoffs for the 11th time on the strength of his win at the Zurich Classic of New Orleans (his first win since 2010), ending the season No. 35 in the FedExCup standings, five spots short of qualifying for his first TOUR Championship since 2014. Recorded six top-10s, his most in a season since 2013-14 (8). Made 15 cuts in 21 starts.

## PGA TOUR

**THE CJ CUP @ NINE BRIDGES** - Birdied last seven holes in the final round to shoot a 10-under 62 and finish in a tie for third at THE CJ CUP @ NINE BRIDGES. Became the first player since Tony Finau at the 2015 Desert Classic to record seven consecutive birdies to close a round. **Shriners Hospitals for Children Open** - Finished T7 at the Shriners Hospitals for Children Open. With 65s in rounds two and three, carded two scores of 65 or better in the same event for the first time since the 2013 Waste Management Phoenix Open. **The Honda Classic** - Opened the final round of The Honda Classic with a front-nine 29 en route to a 63 and a T4 finish with Lucas Glover at 7-under 263. The 63 was the low score of the week and marked his first sub-65 in 36 rounds at the event. **Zurich Classic of New Orleans** - Teamed with Jon Rahm to claim his fourth PGA TOUR victory at the Zurich Classic of New Orleans and his first since the 2010 Sony Open in Hawaii, a span of 3,388 days between victories. At 26-under 262, posted a three-stroke win over Sergio Garcia/Tommy Fleetwood. Team sat T17 after first-round 64 in Four-ball format but captured solo lead through 36 holes at 15-under following a 7-under 65 in Foursomes, the first score of 65 or lower at the event in that format. Went on to share the 54-hole lead with Scott Stallings/Trey Mullinax. Made his 11th start at the Zurich Classic, having posted top-fives in 2012 (T4), 2017 (4th, with Jordan Spieth) and 2019. **Charles Schwab Challenge** - As a Colonial Country Club member, finished T6 for his fourth top-10 finish in 16 starts at the Charles Schwab Challenge. Along with C.T. Pan (T3), was one of two players in the field with all four rounds in the 60s.

## Career Records

PGA TOUR (Playoff Record: 0 - 3)												
Season	Events	Rounds	1st	2nd	3rd	Top 10	Top 25	Cuts Made	Cuts Missed	WD	FedExCup Rank	Earnings
<b>Total:</b>	<b>403</b>	<b>1292</b>	<b>4</b>	<b>9</b>	<b>6</b>	<b>58</b>	<b>115</b>	<b>258</b>	<b>144</b>	<b>2</b>		<b>\$26,079,798</b>
2019	21	66	1		1	6	8	15	6		35	\$2,873,316
2018	22	63		1		3	6	13	9		63	\$1,484,445
2017	20	53				3	4	10	10		134	\$772,560
2016	23	86			1	3	10	20	3		34	\$1,794,141
2015	22	77		1		5	11	18	4		38	\$1,974,523
2014	23	85		2		8	10	20	3		14	\$2,924,300
2013	22	79				4	6	17	5		71	\$1,521,592
2012	24	81			1	4	10	16	8		55	\$1,501,215
2011	24	80		1		3	8	18	6		53	\$1,850,530
2010	27	84	1	1		5	9	15	12		23	\$2,985,296
2009	26	78				1	4	13	13		134	\$454,510
2008	22	69	1			3	7	12	10		94	\$1,453,183
2007	30	91			1	1	1	15	15	1	134	\$524,988
2006	30	99		1		4	8	20	10			\$1,092,853
2005	32	97		1	2	3	7	18	13	1		\$1,280,002
2004	33	100	1	1		2	6	18	15			\$1,592,344
2002	1	2							1			
1998	1 (A)	2							1			

(A) - Amateur

Korn Ferry Tour (Playoff Record: 0 - 0)												
Season	Events	Rounds	1st	2nd	3rd	Top 10	Top 25	Cuts Made	Cuts Missed	WD	Priority Rank	Earnings
<b>Total:</b>	<b>30</b>	<b>102</b>	<b>1</b>		<b>3</b>	<b>7</b>	<b>12</b>	<b>21</b>	<b>9</b>			
2008	5	14				1	2	2	3			\$28,455
2004	1	4						1				\$1,440
2003	24	84	1		3	6	10	18	6			\$286,066

(A) - Amateur

## Top Tournaments

PGA TOUR									
	THE PLAYERS Championship	Masters Tournament	PGA Championship	U.S. Open	The Open Championship	WGC-HSBC Champions	WGC-Mexico	WGC-Dell Technologies Match Play	WGC-FedEx St. Jude Inv
2019	CUT		CUT						
2018	T23								
2017	CUT			CUT					
2016	T23		T42		T30				
2015	CUT	T33	CUT	T52	T30	T22	T12	T52	T70
2014	T59		T5	CUT	T58				
2013	T5		T47	CUT					
2012	CUT	CUT	CUT						
2011	CUT	10	T19	T21	T30		T49	T17	
2010	CUT	CUT	T33			T46	T45		2
2009	CUT		CUT						
2007	T75			CUT					
2006	CUT		T49						
2005	CUT	T39	T47						T3
1998				CUT					

FedExCup Playoffs			
	THE NORTHERN TRUST	Dell Technologies Championship	BMW Championship
2019	T77		T43
2018	T5	CUT	T65
2016	T13	T24	T4
2015	T6	T65	T23
2014	T74	T16	T4
2013	T66	CUT	
2012	T24	CUT	T45
2011	T43	T61	T49
2010	T5	T11	T43
2008	T62	T50	

## Personal

- Established a fund through the Northern Texas PGA to help junior golfers with financial needs pay for tournament fees or NTPGA membership dues. Nominations for recipients of a grant from the Ryan Palmer Foundation are funneled through the NTPGA. In November 2009, the Palmer Foundation gave \$100,000 to The Children's Hospital at Northwest Texas Healthcare System in Amarillo, Texas, to build the Ryan Palmer Foundation Healing Garden, which includes a nine-hole putting green. He also donated \$50 per birdie and \$100 per eagle to the hospital in 2010 as a part of Birdies 4 "Brighter Smiles." The Ryan Palmer Foundation hosted the United Rentals Battle at the Byron on the Monday after the AT&T Byron Nelson to raise funds for the Brighter Smiles Initiative, which provides dental services for those kids who otherwise could not afford it. Website is [ryanpalmerfoundation.org](http://ryanpalmerfoundation.org).



# Rod Pampling (PAM-pling)

**Height:** 5'10" (1.78 m)  
**Weight:** 175 (79 kg)  
**Age:** 49 (September 23, 1969)  
**Birthplace:** Redcliffe, Queensland, Australia  
**Residence:** Double Oak, Texas  
**Family:** Wife, Angela; Samuel, Willa, Eli

**Special Interests:** Sports, cars, fishing, hunting  
**Turned Professional:** 1994  
**City plays from:** Brisbane, Australia

## Exempt Status

Past champion/veteran member beyond 150 in 2018-19 FedExCup (thru 2019-20)

## Career Victories

### PGA TOUR Victories (3):

**2004 (1)** The INTERNATIONAL. **2006 (1)** Bay Hill Invitational Presented by MasterCard. **2017 (1)** Shriners Hospitals for Children Open.

### Korn Ferry Tour Victories (1):

**2015 (1)** BMW Charity Pro-Am Presented by SYNEX Corporation.

### International Victories (2):

**1999** Canon Challenge [Aus]. **2008** Australian Masters [Aus].

## Player Statistics

**Career Low Round: 60** - 2017 Shriners Hospitals for Children Open (Round 1)

**Career High FedExCup Rank: #4** : 2017 Shriners Hospitals for Children Open

**Career High Official World Golf Rank: #22** : 2006 the Memorial Tournament

**Career Largest Paycheck: \$1,188,000** : 2017 Shriners Hospitals for Children Open (Finished 1)

## Career Records

### PGA TOUR (Playoff Record: 0 - 0)

Season	Events	Rounds	1st	2nd	3rd	Top 10	Top 25	Cuts Made	Cuts Missed	WD	FedExCup Rank	Earnings
<b>Total:</b>	<b>403</b>	<b>1249</b>	<b>3</b>	<b>1</b>	<b>4</b>	<b>38</b>	<b>92</b>	<b>251</b>	<b>151</b>	<b>1</b>		<b>\$16,021,655</b>
2019	22	52						5	17		221	\$102,127
2018	20	58						11	9		203	\$183,806
2017	22	71	1			1	2	13	9		74	\$1,539,422
2016	18	50						9	8	1	195	\$142,433
2015	10	27				1	2	6	4		192	\$189,055
2014	7	18				1	1	4	3		203	\$154,051
2013	16	42						7	9		194	\$110,451
2012	26	84				1	4	17	9		107	\$620,893
2011	21	72				2	6	14	7		119	\$668,768
2010	26	77					2	12	14		151	\$299,264
2009	23	71				3	7	15	8		92	\$956,897
2008	28	80		1	1	5	10	14	14		82	\$1,702,952
2007	25	90			1	2	9	22	3		55	\$1,475,970
2006	24	84	1		1	6	9	21	3			\$2,664,673
2005	26	84				6	10	21	5			\$1,613,815
2004	26	94	1			2	10	22	4			\$1,737,725
2003	27	83			1	5	9	16	11			\$1,064,974
2002	29	94				3	11	19	10			\$776,903
2001	1	2							1			
1999	6	16						3	3			\$17,476

(A) - Amateur

### Korn Ferry Tour (Playoff Record: 0 - 2)

Season	Events	Rounds	1st	2nd	3rd	Top 10	Top 25	Cuts Made	Cuts Missed	WD	Priority Rank	Earnings
<b>Total:</b>	<b>97</b>	<b>306</b>	<b>1</b>	<b>4</b>	<b>2</b>	<b>16</b>	<b>33</b>	<b>58</b>	<b>39</b>			
2016	3	12				1	3	3			23	\$52,033
2015	13	46	1			3	5	10	3		39	\$197,494
2014	16	52		1		2	5	11	5		80	\$116,103
2013	6	22				1	3	5	1		64	\$43,299
2001	26	92		3	2	9	14	21	5			\$306,573
2000	24	64					3	8	16			\$25,591
1999	3	6							3			
1998	1	2							1			
1997	5	10							5			

(A) - Amateur

## Top Tournaments

PGA TOUR	THE PLAYERS Championship	Masters Tournament	PGA Championship	U.S. Open	The Open Championship	WGC-HSBC Champions	WGC-Mexico	WGC-Dell Technologies Match Play	WGC-FedEx St. Jude Inv
2018	CUT								
2017	T48	CUT	CUT						T74
2016									
2015									
2014									
2012	T56								
2010	CUT								
2009	T79								
2008	CUT					T40	T9	T33	
2007	T44	T37	T42	CUT	T27		T28	T17	T14
2006	CUT	T16	CUT	CUT	T35		T38	T33	T45
2005	T27	T5	CUT	CUT	T78		T41	T33	T13
2004	T58		T55		T27				T14
2003	CUT		T14	CUT					
1999					CUT		T37		

### FedExCup Playoffs

THE NORTHERN TRUST	Dell Technologies Championship	BMW Championship	TOUR Championship
2017	T54		
2012	T46		
2011	CUT		
2009	T41		
2008	CUT		
2007	T35	T41	T38

## Personal

- Began playing primarily in the United States beginning in 2000 when the Aussie relocated to Flower Mound, Texas.
- Wife, Angela, is a clinical psychologist. "She gets to see everything I do out there. I'm kind of lucky. I have a psychologist out there 24 hours a day. She doesn't lie. I can't kid myself."
- Worked as a golf course superintendent.
- If he weren't in golf he would be a race-car driver.
- He accepts questions and comments at [rodpmpling@inter-sport.com.au](mailto:rodpmpling@inter-sport.com.au).



# Cheng Tsung Pan

**Height:** 5'6" (1.68 m)  
**Weight:** 145 (66 kg)  
**Age:** 27 (November 12, 1991)  
**Birthplace:** Miaoli, Chinese Taipei  
**Residence:** Bellevue, Washington  
**Family:** Wife, Yingchun Lin (Michelle)

**Education:** University of Washington (2015, Communications)  
**Special Interests:** Movies, tennis  
**Turned Professional:** 2015  
**City plays from:** Taiwan

## Exempt Status

Tournament winner (thru 2020-21)

## Career Victories

### PGA TOUR Victories (1):

**2019 (1)** RBC Heritage.

### Mackenzie Tour-PGA TOUR Canada Victories (2):

**2015 (2)** The Players Cup, Cape Breton Celtic Classic presented by PC Financial.

## 2018-19 Season Highlights

Earned his first career PGA TOUR title at the RBC Heritage en route to his third consecutive berth in the FedExCup Playoffs, finishing the season No. 37 in the FedExCup standings. Recorded a T3 in addition to the win and made 17 cuts in 25 starts.

## PGA TOUR

**RBC Heritage** - After entering the final round trailing Dustin Johnson by two strokes, posted a 4-under 67 to win the RBC Heritage by one stroke over Matt Kuchar for his first career PGA TOUR victory. Finished with a winning score of 12-under 272. Win came in his 79th PGA TOUR start at the age of 27 years, 5 months, 9 days. With the win, became the 14th player to record his first PGA TOUR victory at the RBC Heritage and fourth straight (Branden Grace/2016, Wesley Bryan/2017, Satoshi Kodaira/2018, Pan/2019). Marked the seventh straight come-from-behind victory at the event and was just the second win on TOUR by a player from Chinese Taipei (1987 Genesis Open/T.C. Chen. Became the 13th international winner of the RBC Heritage and fifth in the last eight years (Carl Pettersson/2012, Graeme McDowell/2013, Branden Grace/2016, Satoshi Kodaira/2018, Pan/2019). **Charles Schwab Challenge** - Shot four scores in the 60s to tie Andrew Putnam for third at the Charles Schwab Challenge. Was one of just two players with all four rounds in the 60s (other: Ryan Palmer).

## National Team Selections

**Eisenhower Trophy** : 2006, 2014 **Olympic Games** : 2016 **World Cup** : 2016

## Career Records

PGA TOUR (Playoff Record: 0 - 0)												
Season	Events	Rounds	1st	2nd	3rd	Top 10	Top 25	Cuts Made	Cuts Missed	WD	FedExCup Rank	Earnings
<b>Total:</b>	<b>89</b>	<b>282</b>	<b>1</b>	<b>2</b>	<b>1</b>	<b>7</b>	<b>21</b>	<b>56</b>	<b>33</b>			<b>\$5,576,892</b>
2019	25	82	1		1	2	6	17	8		37	\$2,362,399
2018	30	98		1		2	10	22	8		35	\$1,881,787
2017	29	86		1		3	4	14	15		88	\$1,267,649
2015	2	8					1	2				
2014	1 (A)	2							1			
2013	1 (A)	4						1				
2011	1 (A)	2							1			

(A) - Amateur

Korn Ferry Tour (Playoff Record: 0 - 1)												
Season	Events	Rounds	1st	2nd	3rd	Top 10	Top 25	Cuts Made	Cuts Missed	WD	Priority Rank	Earnings
<b>Total:</b>	<b>22</b>	<b>76</b>	<b>1</b>	<b>1</b>		<b>7</b>	<b>12</b>	<b>16</b>	<b>6</b>			
2016	22	76		1		7	12	16	6		20	\$233,950

(A) - Amateur

## Top Tournaments

PGA TOUR									
	THE PLAYERS Championship	Masters Tournament	PGA Championship	U.S. Open	The Open Championship	WGC-HSBC Champions	WGC-Mexico	WGC-Dell Technologies Match Play	WGC-FedEx St. Jude Inv
2019	T72		CUT	CUT	CUT	T22			T48
2018	T46								
2017				CUT					
2015				T64					
2014					CUT				
2013				T45					
2011				CUT					

FedExCup Playoffs			
	THE NORTHERN TRUST	Dell Technologies Championship	BMW Championship
2019	T24		T31
2018	T60	T4	T38
2017	T49	T47	

- Youngest of six children (four sisters and one brother).
- Introduced to golf when he was 5 by his mother who was a caddy at a local golf course.
- Attended IMG Academy in Bradenton, Florida.
- Favorite professional team is the Seattle Seahawks.
- Dream foursome would include Luke Donald, Adam Scott and Gary Player.

## Personal



# Cameron Percy

**Height:** 6'0" (1.83 m)  
**Weight:** 180 (82 kg)  
**Age:** 45 (May 05, 1974)  
**Birthplace:** Chelsea, Victoria, Australia  
**Residence:** Raleigh, North Carolina  
**Family:** Wife, Katie; Liam, Ashton, Tyler

**Special Interests:** Horses, movies, greyhound racing, American politics  
**Turned Professional:** 1998  
**City plays from:** Raleigh, NC, United States

## Exempt Status

Top 50 from 2019 Korn Ferry Tour (thru 2019-20)

## Career Victories

### Korn Ferry Tour Victories (1):

**2014 (1)** Price Cutter Charity Championship presented by Dr Pepper.

### International Victories (5):

**1997** Tasmanian Open [Aus]. **1998** Tasmanian Open [Aus]. **2005** Victorian PGA Championship [Aus]. **2006** Queensland PGA Championship [Aus]. **2006** Queensland Masters [Aus].

## 2018-19 Season Highlights

Earned PGA TOUR membership by finishing No. 18 on the Korn Ferry Tour Finals 25 and entered the 2019-20 season 37th in the final priority ranking. On the season, collected two top-10s and made 11 cuts in 13 starts, highlighted by a T5 at the Panama Championship.

### Korn Ferry Tour

**Panama Championship** - Used a 65 on Saturday to move up the leaderboard before finishing T5 for the week at 3-under. **Savannah Golf Championship** - Used rounds of 69-67 on the weekend to finish solo-sixth in Savannah. **Nationwide Children's Hospital Championship** - Held a share of the first-round lead after firing a 7-under 64 on Thursday, eventually finishing T11 at 7-under 277. **Albertsons Boise Open presented by Kraft Nabisco** - Carded weekend rounds of 64-69 to rise to T11 at 13-under at the Albertsons Boise Open presented by Kraft Nabisco. The finish secured his return to the PGA TOUR for the 2019-20 season.

## Career Records

PGA TOUR (Playoff Record: 0 - 1)												
Season	Events	Rounds	1st	2nd	3rd	Top 10	Top 25	Cuts Made	Cuts Missed	WD	FedExCup Rank	Earnings
<b>Total:</b>	<b>136</b>	<b>410</b>	<b>1</b>			<b>6</b>	<b>21</b>	<b>79</b>	<b>54</b>	<b>2</b>		<b>\$3,088,622</b>
2018	16	50				2	2	11	8		168	\$387,612
2017	23	65				1	6	14	5	1	144	\$623,694
2016	15	45					2	10	5			\$313,456
2015	23	70				1	4	13	10		150	\$575,943
2013	21	66					1	13	7		158	\$277,336
2011	12	39				1	3	7	5		177	\$290,319
2010	25	73		1		1	3	11	13	1	168	\$620,262
2003	1	2							1			

(A) - Amateur

Korn Ferry Tour (Playoff Record: 0 - 1)												
Season	Events	Rounds	1st	2nd	3rd	Top 10	Top 25	Cuts Made	Cuts Missed	WD	Priority Rank	Earnings
<b>Total:</b>	<b>170</b>	<b>548</b>	<b>1</b>	<b>6</b>	<b>2</b>	<b>29</b>	<b>59</b>	<b>107</b>	<b>60</b>	<b>3</b>		<b>\$1,335,066</b>
2019	13	47				2	7	11	1	1	37	\$126,399
2018	9	29				1	4	6	2	1	79	\$46,032
2017	5	18				2	3	4	1		54	\$57,462
2016	5	16				2	2	3	2		49	\$56,160
2015	4	12						2	2		92	\$8,626
2014	20	66	1		1	4	5	13	7		26	\$224,297
2013	4	10						1	3		107	\$5,600
2012	24	78		3		5	9	15	9			\$256,238
2011	10	34					4	7	3			\$34,109
2009	22	77		2	1	8	14	17	4	1		\$320,715
2008	20	62		1		3	4	12	8			\$110,293
2007	2	6					1	1	1			\$6,126
2006	6	14						1	5			\$2,160
2005	20	63				2	5	12	8			\$68,658
2004	2	6							1			\$1,650
2003	4	10					1	1	3			\$10,542

(A) - Amateur

## Top Tournaments

PGA TOUR	THE PLAYERS Championship	Masters Tournament	PGA Championship	U.S. Open	The Open Championship	WGC-HSBC Champions	WGC-Mexico	WGC-Dell Technologies Match Play	WGC-FedEx St. Jude Inv
2010					CUT				
2003					CUT				

## Personal

- Growing up, played every other sport but golf including Aussie rules, cricket, tennis, soccer and basketball. Did not start playing golf until age 15, using an old set of his grandmother's clubs.
- Non-golf related jobs include working as a sports reporter and a bartender.
- Lists qualifying for the 2003 Open Championship with wife, Katie, on the bag, as his biggest thrill in golf.
- Lists Peter Daicos (Australian football legend) as his hero.
- Favorite golf course played is St. Andrews.
- Favorite professional team is the Collingwood Football Club. Favorite book is Confessions of an Economic Hitman. Favorite food is steak.



# Pat Perez

**Height:** 6'0" (1.83 m)  
**Weight:** 190 (86 kg)  
**Age:** 43 (March 1, 1976)  
**Birthplace:** Phoenix, Arizona  
**Residence:** Scottsdale, Arizona  
**Family:** Wife, Ashley; Piper Ashley

**Education:** Arizona State University  
**Special Interests:** ATVs, motorcycles, baseball (San Diego Padres), football (Arizona Cardinals), wine  
**Turned Professional:** 1997  
**City plays from:** Scottsdale, AZ, United States

## Exempt Status

Tournament winner (thru 2019-20)

## Career Victories

### PGA TOUR Victories (3):

**2009 (1)** The 50th Bob Hope Classic hosted by Arnold Palmer. **2017 (1)** OHL Classic at Mayakoba. **2018 (1)** CIMB Classic.

### Korn Ferry Tour Victories (1):

**2000 (1)** BUY.COM Ozarks Open.

### Other Victories (1):

**2002** Champions Challenge [with John Daly].

## 2018-19 Season Highlights

Qualified for the FedExCup Playoffs for the 12th time, ending the season at No. 125 in the FedExCup standings. Earned three top-10s and made 13 cuts in 21 starts.

## PGA TOUR

**THE CJ CUP @ NINE BRIDGES** - Posted first top-10 of the season with a T7 at THE CJ CUP @ NINE BRIDGES. Led the field in Scrambling (92.86%).

## Career Records

PGA TOUR (Playoff Record: 0 - 0)												
Season	Events	Rounds	1st	2nd	3rd	Top 10	Top 25	Cuts Made	Cuts Missed	WD	FedExCup Rank	Earnings
<b>Total:</b>	<b>446</b>	<b>1416</b>	<b>3</b>	<b>6</b>	<b>4</b>	<b>58</b>	<b>136</b>	<b>290</b>	<b>131</b>	<b>23</b>		<b>\$25,546,440</b>
2019	21	62				3	4	13	6	2	125	\$1,103,241
2018	23	75	1	1		4	7	19	4	1	39	\$2,962,641
2017	26	90	1	1	1	6	14	22	3	1	15	\$4,361,400
2016	11	28						3	8		222	\$47,840
2015	26	96				2	11	22	4		45	\$1,588,664
2014	25	84		1		3	7	18	6	1	98	\$1,315,080
2013	22	69				4	6	14	6	1	98	\$974,800
2012	23	79				1	9	18	4	1	54	\$1,064,053
2011	24	76		1		4	7	15	7	2	75	\$1,295,253
2010	27	90				3	7	18	8	1	90	\$947,588
2009	22	72	1			2	6	16	6		46	\$1,720,360
2008	27	92				6	12	21	6		72	\$1,756,038
2007	27	84			1	6	11	16	9	2	45	\$1,678,295
2006	19	50			1	1	4	9	6		3	\$719,507
2005	28	89				1	9	18	8		2	\$1,258,087
2004	32	100			1	1	7	18	13	1		\$723,724
2003	33	93				2	5	16	14	3		\$578,141
2002	30	87		2		6	10	14	13	2		\$1,451,726

(A) - Amateur

Korn Ferry Tour (Playoff Record: 1 - 0)												
Season	Events	Rounds	1st	2nd	3rd	Top 10	Top 25	Cuts Made	Cuts Missed	WD	Priority Rank	Earnings
<b>Total:</b>	<b>45</b>	<b>140</b>	<b>1</b>		<b>2</b>	<b>9</b>	<b>15</b>	<b>27</b>	<b>17</b>	<b>1</b>		
2001	26	81			1	5	10	16	10			\$124,818
2000	19	59	1		1	4	5	11	7	1		\$148,094

(A) - Amateur

## Top Tournaments

PGA TOUR									
THE PLAYERS Championship	Masters Tournament	PGA Championship	U.S. Open	The Open Championship	WGC-HSBC Champions	WGC-Mexico	WGC-Dell Technologies Match Play	WGC-FedEx St. Jude Inv	
2019	CUT	T78			T37				
2018	CUT	T35	T36	T17	T24			T63	
2017	T22	T18	CUT	CUT		T20	T52	69	
2015	T17	CUT				T38	T17		
2014	T48	T46							
2013	CUT								
2012	T25	T21							
2011	CUT								
2010	CUT								
2009	T68	CUT			T10	T35	T17	T22	
2008	T42	T58		T36			T33		
2007	CUT	T18	CUT	CUT	T20				
2006	T3	CUT							
2005	T32	T6			T67				
2004	CUT								
2003	CUT	T45		T40					
2002			70	CUT					

FedExCup Playoffs			
THE NORTHERN TRUST	Dell Technologies Championship	BMW Championship	TOUR Championship
2019	CUT		
2018	T40	T55	
2017	T34	T12	16
2015	T20	T45	
2014	CUT		
2013	CUT		
2012	T38	T45	
2011	W/D	T61	
2010	T60	CUT	
2009	CUT	T49	
2008	CUT	T21	
2007	CUT	W/D	

## Personal

- Brother Mike played on the Korn Ferry Tour in 2002 and 2006 and was a participant on Golf Channel's "Big Break Disney Golf" in 2009. They were the only brothers to play in the 2001 Qualifying Tournament finals at Bear Lakes CC in West Palm Beach, Florida.
- Took part in a charity fundraising event in 2009 for the Ten Rainbows Foundation to help raise funds for underprivileged children and families.
- Heavily involved with Perez family charity Operation Game On, which helps combat-injured troops learn golf as a form of rehab and therapy.
- Married Ashley Pendley on New Year's Eve 2015.
- In 2016, teamed up with Bill Murray and his brothers to help launch William Murray Golf as the brand's first ambassador.



# Kenny Perry

**Height:** 6'2" (1.88 m)  
**Weight:** 205 (93 kg)  
**Age:** 59 (August 10, 1960)  
**Birthplace:** Elizabethtown, Kentucky  
**Residence:** Franklin, Kentucky  
**Family:** Wife, Sandy; Lesslye, Justin, Lindsey; one grandchild

**Education:** Western Kentucky University  
**Special Interests:** Harley-Davidson motorcycles, drag racing, restoring Chevrolet muscle cars  
**Turned Professional:** 1982  
**City plays from:** Franklin, KY, United States

## Exempt Status

Past Champion (thru 2019-20)

## Career Victories

### PGA TOUR Victories (14):

**1991 (1)** Memorial Tournament. **1994 (1)** New England Classic. **1995 (1)** Bob Hope Chrysler Classic. **2001 (1)** Buick Open. **2003 (3)** Bank of America Colonial, the Memorial Tournament, Greater Milwaukee Open. **2005 (2)** Bay Hill Invitational Presented by MasterCard, Bank of America Colonial. **2008 (3)** the Memorial Tournament presented by Morgan Stanley, Buick Open, John Deere Classic. **2009 (2)** FBR Open, Travelers Championship.

### PGA TOUR Champions Victories (10):

**2011 (1)** SAS Championship. **2012 (1)** ACE Group Classic. **2013 (3)** Constellation SENIOR PLAYERS Championship, U.S. Senior Open Championship, AT&T Championship. **2014 (2)** Regions Tradition, 3M Championship. **2015 (1)** 3M Championship. **2017 (1)** U.S. Senior Open Championship. **2018 (1)** 3M Championship.

### International Victories (1):

### Other Victories (3):

**2012** Franklin Templeton Shootout [with Sean O'Hair]. **2008** Merrill Lynch Shootout [with Scott Hoch]. **2005** Franklin Templeton Shootout [with John Huston].

## 2018-19 Season Highlights

### PGA TOUR Champions

**Mitsubishi Electric Classic** - Eagled the 18th hole to close with a 6-under 66, the lowest round of the tournament, and finish T6 at the Mitsubishi Electric Classic. **Bridgestone SENIOR PLAYERS Championship** - Closed with a 3-under 67, tied with runner-up Jay Haas for the lowest final round, to finish T7 at the Bridgestone SENIOR PLAYERS Championship. It was his fifth top-10 in the event. **DICK'S Sporting Goods Open** - Carded rounds of 68-73-65 for a T9 finish at the DICK'S Sporting Goods Open.

## National Team Selections

**Presidents Cup** : 1996, 2003, 2005, 2009 **Ryder Cup** : 2004, 2008

## Career Records

PGA TOUR (Playoff Record: 3 - 3)													
Season	Events	Rounds	1st	2nd	3rd	Top 10	Top 25	Cuts Made	Cuts Missed	WD	FedExCup Rank	Earnings	
Total:	651	2156	14	10	12	104	234	464	170	18		\$32,123,130	
2019	8	14							7	1			
2018	2	4							2				
2015	9	25					1	3	6			\$142,390	
2014	5	14						2	3		197	\$130,588	
2013	3	10						2	1		213	\$52,616	
2012	5	18						4	1		198	\$76,544	
2011	13	36						5	7	1	201	\$110,177	
2010	20	68				1	7	16	4		93	\$968,811	
2009	24	91	2	1		8	12	24			9	\$4,445,562	
2008	26	97	3	1	1	7	13	24	1	1	6	\$4,663,794	
2007	24	83			1	3	9	18	5	2	62	\$1,197,618	
2006	22	72					6	16	6			\$818,698	
2005	23	80	2		1	7	14	19	4			\$3,607,155	
2004	23	76			1	7	13	17	5	1		\$1,952,043	
2003	26	97	3	1	1	11	14	24	2			\$4,400,122	
2002	27	95		2	1	6	13	23	4			\$1,928,598	
2001	26	89	1			6	13	22	3	1		\$1,786,066	
2000	20	76			3	4	9	18	2			\$889,381	
1999	26	82				1	7	16	7	3		\$426,184	
1998	25	82			1	5	7	16	9			\$487,551	
1997	26	81				2	8	17	7	2		\$270,081	
1996	25	81		1	1	9	13	17	7	1		\$925,079	
1995	25	94	1	1	1	5	13	21	4			\$773,388	
1994	30	99	1	1		4	10	22	7	1		\$585,941	
1993	29	91				3	8	18	10	1		\$196,863	
1992	25	83				3	9	17	7	1		\$190,455	
1991	24	79	1			3	7	16	8			\$368,784	
1990	23	74		1		2	9	17	5	1		\$279,881	
1989	26	83		1		3	7	15	11			\$202,099	
1988	32	101				3	7	20	11	1		\$139,421	
1987	27	77				1	5	15	12			\$107,239	
1985	1	2							1				
1984	1	2							1				
(A) - Amateur													

(A) - Amateur

## Player Statistics

**Career Low Round:** 61 - 2009 Travelers Championship (Round 1)

**Career High FedExCup Rank:** #1 : 2009 Travelers Championship

**Career High Official World Golf Rank:** #4 : 2009 Wyndham Championship

**Career Largest Paycheck:** \$1,080,000 : 2009 Travelers Championship (Finished 1)

## Top Tournaments

PGA TOUR		THE PLAYERS Championship	Masters Tournament	PGA Championship	U.S. Open	The Open Championship	WGC-HSBC Champions	WGC-Mexico	WGC-Dell Technologies Match Play	WGC-FedEx St. Jude Inv
2018	CUT			T27	CUT					
2014	T39				T28					
2011	T39									
2010	T22		T26	CUT	T33	CUT		T45	T33	T19
2009	T22		T2 (P)	T43	44	T52		T9	T33	T11
2008	T15			W/D						T66
2007	T58			T23						T11
2006				T49	58	CUT			T33	T27
2005	CUT		T29	T23	T23	T11		T32	T17	T6
2004	T3		CUT	CUT	CUT	T16			T9	T27
2003	T32		T39	T10	T3	T8		T28	T33	T53
2002	T60		CUT	T29	T45			22	T33	T24
2001	T18			T44					T33	
2000	T27			T30						
1999	W/D			T34						
1998	CUT			T10						
1997	CUT		CUT	T23	CUT					
1996	T4		CUT	2 (P)	T50					
1995	T55		T12	T49	CUT					
1994	T62			T55						
1993	T65				T25					
1992	W/D		CUT							
1991	T57			77		CUT				
1990	T56			T49						
1989	T21			T51						
1988	33				T55					

FedExCup Playoffs		THE NORTHERN TRUST	Dell Technologies Championship	BMW Championship	TOUR Championship
2010	T68				
2009	T52		T46	T45	T4
2008	T48		T80	T44	T24
2007	T25		T47	T47	

## Personal

- Hosts the annual Kenny Perry Charity Golf Invitational, benefiting the Boys & Girls Club of Franklin-Simpson.
- Took up golf at age 7 with encouragement from his father, who spent hours teeing balls up for him.
- Recipient of the 2009 Payne Stewart Award as well as the 2002 Charles Bartlett Award, given to a professional golfer for his unselfish contributions to the betterment of society, by the Golf Writers Association of America. Donates five percent of his winnings to Lipscomb University in Nashville, Tenn., to provide scholarships for Simpson County students. He also built Kenny Perry's Country Creek Golf Course, a public course in his hometown of Franklin, Kentucky. In 1995, he bought 142 acres of land and borrowed more than \$2.5 million to design and build the only public course in the town. He designed it for mid-to-high handicappers and kept it affordable, including 18 holes with a cart is \$30 on weekdays. Occasionally works behind the counter and is often asked, "Do you know Kenny Perry?"
- Was honored by The Community Foundation of South Central Kentucky in July 2014 as its Southcentral Kentuckian of the Year for his charitable endeavors in his community.
- Is a big drag racing fan and also a fan of '68 Camaros.
- Some of his favorite golf courses are Muirfield Village, Augusta National, The Club at Olde Stone and Country Creek.



# Scott Piercy

**Height:** 6'0" (1.83 m)  
**Weight:** 185 (84 kg)  
**Age:** 40 (November 6, 1978)  
**Birthplace:** Las Vegas, Nevada  
**Residence:** Las Vegas, Nevada  
**Family:** Wife, Sara; Cole, Brennan, Jett

**Education:** San Diego State University (2001, Public Administration)  
**Special Interests:** Spending time with family, cars  
**Turned Professional:** 2001  
**City plays from:** Las Vegas, NV, United States

## Exempt Status

Tournament winner (thru 2019-20)

## Career Victories

### PGA TOUR Victories (4):

**2011 (1)** Reno-Tahoe Open. **2012 (1)** RBC Canadian Open. **2015 (1)** Barbasol Championship. **2018 (1)** Zurich Classic of New Orleans.

### Korn Ferry Tour Victories (2):

**2008 (2)** Preferred Health Systems Wichita Open, Northeast Pennsylvania Classic.

## 2018-19 Season Highlights

Qualified for the FedExCup Playoffs for the 10th time in his 11th season on TOUR and advanced to the BMW Championship for the seventh time, finishing the season No. 39 in the FedExCup standings, his best position since 2015-16 (37th). With six top-10s, collected more than five in a single season for the first time in his career, and made the cut 21 times in 24 starts.

## PGA TOUR

**THE CJ CUP @ NINE BRIDGES** - Carded first top-10 of the season with a T5 at THE CJ CUP @ NINE BRIDGES. Opened with rounds of 70-65 to take the 36-hole lead by one shot over Brooks Koepka but carded weekend scores of 72-69. **Shriners Hospitals for Children Open** - Shot four scores in the 60s, highlighted by a final-round 65, to tie four others for 10th at the Shriners Hospitals for Children Open. **Mayakoba Golf Classic** - Earned third consecutive top-10 with a T6 at the Mayakoba Golf Classic. Final-round 62 matched winner Cameron Champ (R2) for low 18-hole score of the week at El Camaleon Golf Club. **AT&T Pebble Beach Pro-Am** - Recorded his fourth top-10 of the season with a T10 at the AT&T Pebble Beach Pro-Am, finishing nine strokes behind champion Phil Mickelson. Week was highlighted by a second-round 65, his low round in six starts at the event. **RBC Heritage** - Recorded four under-par scores to tie Patrick Cantlay and Shane Lowry for third at the RBC Heritage, his first top-10 in five starts at the event. Led the field in Greens in Regulation percentage (70.83%). **AT&T Byron Nelson** - Tied Matt Every for second at the AT&T Byron Nelson and picked up his fourth career runner-up finish on TOUR, finishing two strokes behind Sung Kang. Made 51 pars and 21 birdies at Trinity Forest Golf Club to become the first player since Charles Howell III at the 2010 A Military Tribute at The Greenbrier to play all 72 holes without a bogey. Score of 263 was fourth career sub-265 72-hole score and first since the 2013 Waste Management Phoenix Open (261). **3M Open** - Held a two-stroke lead after 18 holes of the 3M Open before finishing T15. First-round 62 marked eighth career score of 62 or better and tied the low round of the week at TPC Twin Cities.

## Career Records

PGA TOUR (Playoff Record: 0-0)												
Season	Events	Rounds	1st	2nd	3rd	Top 10	Top 25	Cuts Made	Cuts Missed	WD	FedExCup Rank	Earnings
<b>Total:</b>	<b>287</b>	<b>919</b>	<b>4</b>	<b>4</b>	<b>5</b>	<b>35</b>	<b>93</b>	<b>187</b>	<b>93</b>	<b>5</b>		<b>\$19,652,921</b>
2019	24	86		1	1	6	11	21	3		39	\$2,679,915
2018	26	80	1			2	8	17	7	1	68	\$1,882,337
2017	22	67			1	4	6	14	8		98	\$1,317,452
2016	24	84		2		3	12	20	4		37	\$2,905,349
2015	28	90	1	1	1	5	9	18	9	1	22	\$2,780,027
2014	12	34					4	7	4	1	166	\$411,635
2013	24	75			1	4	9	16	8		49	\$1,830,084
2012	28	95	1		1	4	14	19	9		27	\$2,699,205
2011	23	78	1			3	5	16	7		69	\$1,250,957
2010	28	88				2	6	15	12	1	125	\$676,432
2009	28	85				2	8	16	10	1	88	\$1,032,716
2008	2	6						1	1			
2007	6	12							6			
2006	6	20					1	4	2			
2005	4	15						3	1			
2004	1	2							1			
2003	1	2							1			

(A) - Amateur

Korn Ferry Tour (Playoff Record: 0-0)												
Season	Events	Rounds	1st	2nd	3rd	Top 10	Top 25	Cuts Made	Cuts Missed	WD	Priority Rank	Earnings
<b>Total:</b>	<b>32</b>	<b>101</b>	<b>2</b>	<b>1</b>		<b>4</b>	<b>8</b>	<b>18</b>	<b>14</b>			
2014	2	6					1	1	1			\$13,750
2011	3	7							3			
2010	1	2							1			
2008	19	66	2	1		4	6	14	5			\$320,187
2007	1	2							1			
2004	1	2							1			
2003	4	14					1	3	1			\$9,396
2001	1	2							1			

(A) - Amateur

## Top Tournaments

PGA TOUR	THE PLAYERS Championship	Masters Tournament	PGA Championship	U.S. Open	The Open Championship	WGC-HSBC Champions	WGC-Mexico	WGC-Dell Technologies Match Play	WGC-FedEx St. Jude Inv
2019	T56		T41	T52					
2018	CUT		CUT	T45					
2017	CUT			CUT		T63	T32	T58	
2016	T23	T29	CUT	T2	CUT	T35	T17	T18	2
2015	CUT		T48						
2014			CUT			T21		T33	
2013	CUT	T54	T5		CUT		T25	T9	T59
2012	CUT		T48		CUT	T2			T19
2011			T26	T51					
2010	CUT								
2009	T22								
2008				CUT					

FedExCup Playoffs			
THE NORTHERN TRUST	Dell Technologies Championship	BMW Championship	TOUR Championship
2019	T67	T37	
2018	T48	T45	
2016	T22	T24	
2015	T62	3	25
2013	T43	T69	
2012	CUT	T37	T15
2011	T13	T65	
2010	CUT		
2009	CUT		

## Personal

- Helped lead his high school to two state championships in soccer.
- Listens to hip-hop and R&B while warming up.
- Loves classic cars.



# D.A. Points

**Height:** 6'1" (1.85 m)  
**Weight:** 195 (88 kg)  
**Age:** 42 (December 1, 1976)  
**Birthplace:** Pekin, Illinois  
**Residence:** Windermere, Florida  
**Family:** Wife, Lori; Laila Jane

**Education:** University of Illinois (1999, Speech Communications)  
**Special Interests:** Fishing, wine  
**Turned Professional:** 1999  
**City plays from:** Pekin, IL, United States

## Exempt Status

Major Medical Extension

## Career Victories

### PGA TOUR Victories (3):

**2011 (1)** AT&T Pebble Beach National Pro-Am. **2013 (1)** Shell Houston Open. **2017 (1)** Puerto Rico Open.

### Korn Ferry Tour Victories (4):

**2001 (1)** BUY.COM Inland Empire Open. **2004 (2)** Northeast Pennsylvania Classic, Pete Dye West Virginia Classic Presented by National Mining Assn.. **2008 (1)** Miccosukee Championship.

## 2018-19 Season Highlights

Managed just 13 starts due to a neck injury, making three cuts and finishing the season No. 236 in the FedExCup standings. Entered the 2019-20 season on a Major Medical Extension with 12 starts available to earn 360 points to equal No. 125 on the 2018-19 FedExCup points list (Pat Perez/376 points).

## Player Statistics

**Career Low Round:** 61 - 2010 The Greenbrier Classic (Round 3)

**Career High FedExCup Rank:** #2 : 2011 AT&T Pebble Beach National Pro-Am

**Career High Official World Golf Rank:** #45 : 2013 HP Byron Nelson Championship

**Career Largest Paycheck:** \$1,134,000 : 2011 AT&T Pebble Beach National Pro-Am (Finished 1)

## Career Records

### PGA TOUR (Playoff Record: 0 - 1)

Season	Events	Rounds	1st	2nd	3rd	Top 10	Top 25	Cuts Made	Cuts Missed	WD	FedExCup Rank	Earnings
<b>Total:</b>	<b>338</b>	<b>996</b>	<b>3</b>	<b>2</b>	<b>1</b>	<b>19</b>	<b>54</b>	<b>167</b>	<b>167</b>	<b>3</b>		<b>\$11,703,103</b>
2019	13	33						3	9	1	236	\$43,246
2018	25	61				1	1	6	19		176	\$377,265
2017	22	68	1			1	3	12	10		104	\$893,700
2016	18	51					3	11	7			\$305,250
2015	26	70					3	11	15			\$390,607
2014	27	73					1	12	13	1	173	\$364,653
2013	28	87	1	1		3	5	15	13		30	\$2,658,887
2012	29	88		1		3	9	15	14		63	\$1,533,361
2011	26	89	1			3	6	18	8		56	\$2,034,156
2010	29	90				3	7	15	14		82	\$975,433
2009	29	99				4	8	19	10		72	\$1,320,021
2008	3	12			1	4	1	3				
2006	28	80				1	3	12	16			\$405,984
2005	33	90					4	15	17	1		\$400,540
2004	2	5							2			

(A) - Amateur

### Korn Ferry Tour (Playoff Record: 3 - 0)

Season	Events	Rounds	1st	2nd	3rd	Top 10	Top 25	Cuts Made	Cuts Missed	WD	Priority Rank	Earnings
<b>Total:</b>	<b>153</b>	<b>504</b>	<b>4</b>	<b>2</b>	<b>1</b>	<b>19</b>	<b>43</b>	<b>101</b>	<b>51</b>	<b>1</b>		
2016	4	16				1	1	4			35	\$40,138
2015	4	12						2	2		102	\$7,518
2008	25	80	1			5	10	16	9			\$266,696
2007	29	91		1		4	5	16	13			\$156,799
2004	24	79	2	1		4	9	16	7	1		\$332,815
2003	24	84			1	2	7	18	6			\$95,613
2002	23	74				1	7	15	8			\$68,341
2001	20	68	1			2	4	14	6			\$126,366

(A) - Amateur

## Top Tournaments

PGA TOUR	THE PLAYERS Championship	Masters Tournament	PGA Championship	U.S. Open	The Open Championship	WGC-HSBC Champions	WGC-Mexico	WGC-Dell Technologies Match Play	WGC-FedEx St. Jude Inv
2018	CUT								
2017	CUT								
2015			T54						
2014	CUT	CUT		T58					
2013	T48	T38	T40	CUT	T32	T68	T62		
2012			CUT	CUT	CUT				T59
2011	CUT	CUT	T10	CUT		T66	T45		T19
2010	CUT		T16		CUT				
2008				T69					

### FedExCup Playoffs

THE NORTHERN TRUST	Dell Technologies Championship	BMW Championship	TOUR Championship
2017 T54			
2013 T6	CUT	T57	T26
2012 CUT	T20	T56	
2011 CUT	CUT	T53	
2010 T47	CUT		
2009 T31	T49		

## Personal

- Is a personal friend of actor Bill Murray, with whom he played in the AT&T Pebble Beach Pro-Am on multiple occasions. The duo won the pro-am in 2011 and Points went on to win the tournament, his first career win on the PGA TOUR. The pair also joined forces for the pro-am at the 2015 John Deere Classic.
- Is a big follower of University of Illinois athletics.



# J.T. Poston

**Height:** 6'2" (1.88 m)  
**Weight:** 165 (74 kg)  
**Age:** 26 (June 1, 1993)  
**Birthplace:** Hickory, North Carolina  
**Residence:** St. Simons Island, Georgia  
**Family:** Single

**Education:** Western Carolina University (2015, Finance)  
**Special Interests:** Hunting, fishing, other sports  
**Turned Professional:** 2015  
**City plays from:** St. Simons Island, GA, United States

## Exempt Status

Tournament winner (thru 2020-21)

## Career Victories

### PGA TOUR Victories (1):

2019 (1) Wyndham Championship.

## Player Statistics

**Career Low Round: 62** - 2019 Wyndham Championship (Round 4)

**Career High FedExCup Rank: #27** - 2019 Wyndham Championship

**Career High Official World Golf Rank: #71** - 2019 BMW Championship

**Career Largest Paycheck:** \$1,116,000 - 2019 Wyndham Championship (Finished 1)

## 2018-19 Season Highlights

Earned first career victory in the final event of the Regular Season, the Wyndham Championship, and advanced to the FedExCup Playoffs for the second time, finishing the season No. 32 in the FedExCup standings. Qualified for the BMW Championship for the first time in his career, missing out on a spot in the TOUR Championship after a bogey at the 72nd hole of the BMW Championship. Earned three top-10s and made 21 cuts in 29 starts.

## PGA TOUR

**Desert Classic** - Tied Vaughn Taylor for seventh at the Desert Classic with a score of 19-under 269. Week was highlighted by a bogey-free 8-under 64 in round three that included a stretch of four birdies in a row. **RBC Heritage** - After making the cut on the number (even-par 142), carded scores of 67-66 in the final two rounds to finish T6 at the RBC Heritage. Ranked No. 1 in scrambling (23/26). **Rocket Mortgage Classic** - Playing in the final group of the final round for the first time on the PGA TOUR, finished T11 at the Rocket Mortgage Classic. 54-hole score of 199 was first career sub-200 three-round score. Second-round 63 topped previous career-low of 64 (two instances; most recent: R3/2019 Desert Classic). **Barbasol Championship** - En route to a T29 at the Barbasol Championship, opened with a 62 to hold a one-shot lead after 18 holes, his first solo-lead after any round on the PGA TOUR. **Wyndham Championship** - After entering the final round of the Wyndham Championship trailing Byeong Hun An by three strokes, carded an 8-under 62 (equaling the lowest final round by a winner in event history) to win by one stroke over Webb Simpson. By earning his first PGA TOUR victory in his 77th start at the age of 26 years, 2 months, 3 days, notched the seventh win (fifth player) of the Wyndham Championship by a native of North Carolina, joining Raymond Floyd (1979), Davis Love III (1992, 2006, 2015), Scott Hoch (2001) and Simpson (2011). Became the first player since Lee Trevino (1974 Zurich Classic of New Orleans) to win without a bogey in a 72-hole stroke-play event. Led the field in Strokes Gained: Tee To Green (+10.455), Strokes Gained: Approach The Green (+6.821), Scrambling (10/10; T1) and Putts/GIR (T1).

## Career Records

PGA TOUR (Playoff Record: 0 - 0)											
Season	Events	Rounds	1st	2nd	3rd	Top 10	Top 25	Cuts Made	Cuts Missed	WD	FedExCup Rank
<b>Total:</b>	<b>79</b>	<b>254</b>	<b>1</b>			<b>6</b>	<b>19</b>	<b>55</b>	<b>24</b>		
2019	29	96	1			3	9	21	8		32
2018	22	71				2	6	14	8		117
2017	28	87				1	4	20	8		132
(A) - Amateur											

Korn Ferry Tour (Playoff Record: 0 - 1)											
Season	Events	Rounds	1st	2nd	3rd	Top 10	Top 25	Cuts Made	Cuts Missed	WD	Priority Rank
<b>Total:</b>	<b>23</b>	<b>73</b>	<b>2</b>	<b>1</b>	<b>4</b>	<b>8</b>	<b>13</b>	<b>10</b>			
2018	1	4						1	4		
2017	4	8									
2016	18	61		2	1	4	8	12	6		26
(A) - Amateur											

## Top Tournaments

PGA TOUR									
2019	THE PLAYERS Championship	Masters Tournament	PGA Championship	U.S. Open	The Open Championship	WGC-HSBC Champions	WGC-Mexico	WGC-Dell Technologies Match Play	WGC-FedEx St. Jude Inv
2017	T22		T60		CUT				

FedExCup Playoffs			
2019	THE NORTHERN TRUST	Dell Technologies Championship	BMW Championship
2018	T59		T16
2017	CUT		

## Personal

- Earliest golf memory is playing golf with his father and grandfather in the father-son tournament at Lake Hickory Country Club.
- Favorite sports teams are the North Carolina Tar Heels, Carolina Panthers and Atlanta Braves.
- Always marks his golf ball with three dots under the number and only uses 1s and 3s.
- Enjoys hunting and fishing when away from the golf course.



# Ted Potter, Jr.

**Height:** 5'11" (1.8 m)  
**Weight:** 180 (82 kg)  
**Age:** 35 (November 9, 1983)  
**Birthplace:** Ocala, Florida  
**Residence:** Silver Springs, Florida  
**Family:** Wife, Cheri; Corbin Charles, Adalyn May

**Special Interests:** Fishing, hunting  
**Turned Professional:** 2002  
**City plays from:** Ocala, FL, United States

## Exempt Status

Ted, Tournament winner (thru 2019-20)

## Career Victories

### PGA TOUR Victories (2):

**2012 (1)** The Greenbrier Classic. **2018 (1)** AT&T Pebble Beach Pro-Am.

### Korn Ferry Tour Victories (2):

**2011 (2)** South Georgia Classic Pres'd by First State Bank and Trust Company, Soboba Golf Classic.

## Player Statistics

**Career Low Round:** **62** - 2018 AT&T Pebble Beach Pro-Am (Round 3)

**Career High FedExCup Rank:** **#15** : 2018 AT&T Pebble Beach Pro-Am

**Career High Official World Golf Rank:** **#73** : 2018 AT&T Pebble Beach Pro-Am

**Career Largest Paycheck:** \$1,332,000 : 2018 AT&T Pebble Beach Pro-Am (Finished 1)

## Career Records

### PGA TOUR (Playoff Record: 1 - 0)

Season	Events	Rounds	1st	2nd	3rd	Top 10	Top 25	Cuts Made	Cuts Missed	WD	FedExCup Rank	Earnings
<b>Total:</b>	<b>126</b>	<b>374</b>	<b>2</b>			<b>5</b>	<b>18</b>	<b>63</b>	<b>63</b>			<b>\$5,364,484</b>
2019	23	71				1	4	14	9		147	\$757,721
2018	28	87	1			1	4	15	13		65	\$1,976,198
2017	2	6						1	1		228	\$31,284
2016	2	4							2			
2014	24	68					3	9	15		154	\$386,341
2013	22	61				2	5	11	11		105	\$829,770
2012	25	77	1			1	2	13	12		93	\$1,383,170

(A) - Amateur

### Korn Ferry Tour (Playoff Record: 1 - 0)

Season	Events	Rounds	1st	2nd	3rd	Top 10	Top 25	Cuts Made	Cuts Missed	WD	Priority Rank	Earnings
<b>Total:</b>	<b>110</b>	<b>308</b>	<b>2</b>	<b>2</b>	<b>3</b>	<b>13</b>	<b>33</b>	<b>46</b>	<b>62</b>	<b>1</b>		
2017	22	73		2	1	6	12	15	7		10	\$319,593
2016	14	52				1	9	12	2		64	\$113,098
2012	1	4						1				\$1,870
2011	18	60	2		2	6	9	12	6			\$402,470
2010	11	28					2	3	8			\$18,882
2007	20	43					1	3	15	1		\$16,014
2004	24	48							24			

(A) - Amateur

## Top Tournaments

PGA TOUR	THE PLAYERS Championship	Masters Tournament	PGA Championship	U.S. Open	The Open Championship	WGC-HSBC Champions	WGC-Mexico	WGC-Dell Technologies Match Play	WGC-FedEx St. Jude Inv
2019	CUT								
2018	T41	CUT	T71	CUT					T48
2017				CUT					
2014	CUT								
2013	CUT	CUT		CUT					
2012			CUT		T60				73

### FedExCup Playoffs

	THE NORTHERN TRUST	Dell Technologies Championship	BMW Championship	TOUR Championship
2018	T40	T66	T35	
2013	CUT			
2012	CUT	T69		

## Personal

- Father got him started in the game at age 2.
- Loves hunting and fishing among his hobbies.
- Did not grow up with formal lessons. Developed his game by playing with his father, Ted, who was a golf-course maintenance worker. Is a natural righthander but would flip the clubs over and swing left-handed to mirror his father.
- Turned pro right out of high school and worked in the cart barn at Lake Diamond Golf and Country Club in Ocala, Florida, to save money for the Florida-based Moonlight Tour.



# Ian Poulter

**Height:** 6'1" (1.85 m)  
**Weight:** 189 (86 kg)  
**Age:** 43 (January 10, 1976)  
**Birthplace:** Stevenage, England  
**Residence:** Buckinghamshire, England; Orlando, Florida  
**Family:** Wife, Katie; Aimee-Leigh, Luke James, Lily Mai, Joshua James

**Education:** Barclay School  
**Special Interests:** Cars, all ball sports  
**Turned Professional:** 1995  
**City plays from:** Woburn, England

## Exempt Status

Tournament winner (thru 2019-20)

## Career Victories

### PGA TOUR Victories (3):

**2010 (1)** World Golf Championships-Accenture Match Play Championship. **2012 (1)** World Golf Championships-HSBC Champions. **2018 (1)** Houston Open.

### International Victories (12):

**2000** Italian Open [Eur]. **2001** Moroccan Open [Eur]. **2002** Italian Open [Eur]. **2003** Celtic Manor Resort Wales Open [Eur]. **2003** Nordic Open [Eur]. **2004** Volvo Masters Andalucia [Eur]. **2006** Madrid Open Masters [Eur]. **2009** Barclays Singapore Open [Eur]. **2010** UBS Hong Kong Open [Eur]. **2011** Volvo World Match Play Championship [Eur]. **2007** Dunlop Phoenix [Jpn]. **2011** JBWere Masters [Aus].

### Other Victories (2):

**2010** Shark Shootout [with Dustin Johnson]. **1999** Open de Cote d'Ivoire.

## 2018-19 Season Highlights

Qualified for the FedExCup Playoffs for the 12th time in 13 seasons since the inception of the FedExCup, advancing to the BMW Championship for the ninth time and finishing No. 41 in the standings. Represented best finish in the FedExCup since 2012 (39th). With six top-10s, collected more than five in a single season for the first time in his career, and made 13 cuts in 16 starts.

## PGA TOUR

**THE CJ CUP @ NINE BRIDGES** - Carded four under-par rounds to finish T10 at THE CJ CUP @ NINE BRIDGES. **World Golf Championships-Mexico Championship** - Played his final nine holes in 4-under to finish with a 68 and a T3 at the World Golf Championships-Mexico Championship. Joined winner Dustin Johnson and Kiradech Aphibarnrat as the only players with four sub-70 scores at Club de Golf Chapultepec. **RBC Heritage** - Began the final round one stroke back of 54-hole leader Dustin Johnson but posted a 2-over 73 to finish T10 at the RBC Heritage. Made his ninth cut in his ninth start at the event while collecting second consecutive top-10.

## National Team Selections

**Ryder Cup** : 2004, 2008, 2010, 2012, 2014, 2018 **World Cup** : 2001, 2007, 2008, 2009, 2011, 2018 **Seve Trophy** : 2003, 2005, 2011 **Eurasia Cup** : 2016

## Career Records

PGA TOUR (Playoff Record: 1 - 0)												
Season	Events	Rounds	1st	2nd	3rd	Top 10	Top 25	Cuts Made	Cuts Missed	WD	FedExCup Rank	Earnings
<b>Total:</b>	<b>271</b>	<b>894</b>	<b>3</b>	<b>5</b>	<b>8</b>	<b>48</b>	<b>106</b>	<b>211</b>	<b>57</b>	<b>3</b>		<b>\$24,996,734</b>
2019	18	58			1	6	11	15	3		41	\$2,162,306
2018	20	64	1			4	9	16	4		50	\$2,714,450
2017	20	68		1	1	2	7	16	4		52	\$2,098,346
2016	13	45			1	1	1	9	4		174	\$370,256
2015	19	65			1	4	9	15	4		67	\$1,690,587
2014	17	56		1		2	6	13	4		78	\$1,616,693
2013	16	53			1	4	7	13	3		53	\$1,723,463
2012	15	56	1		2	4	6	15			39	\$1,715,271
2011	16	51				1	4	12	4		87	\$739,926
2010	15	49	1			2	5	12	3	1	39	\$2,079,664
2009	17	56		1		5	12	13			31	\$2,431,001
2008	15	49		1		1	7	12	2	1	110	\$1,488,214
2007	18	60			1	5	8	14	3		42	\$1,431,390
2006	15	52		1		4	7	13	2			\$1,553,906
2005	20	56				2	4	10	9	1		\$946,890
2004	9	26					2	6	3			
2003	4	16				1		4				
2002	1	4						1				
2001	2	6					1	1	1			
2000	1	4					1	1	1			

(A) - Amateur

## Top Tournaments

PGA TOUR									
THE PLAYERS Championship	Masters Tournament	PGA Championship	U.S. Open	The Open Championship	WGC-HSBC Champions	WGC-Mexico	WGC-Dell Technologies Match Play	WGC-FedEx St. Jude Inv	
2019 T56	T12	CUT	CUT	CUT	21	T3	T17	8	
2018 T11	T44	T31	T25	CUT			T5	T10	
2017 T2		T22		T14					
2016 T57	T49				T30				
2015 T30	T6	CUT	T54	CUT	T6	T49	T34	T17	
2014 T65	T20	T58	T17	CUT	2	T52	T33	T52	
2013 CUT	CUT	T61	T12	T3		T28	4	T19	
2012 T25	7	T3	T41	T9	1	T60	T33	T29	
2011 T57	T27	T39	CUT	CUT	T13	T45	T33	T68	
2010 CUT	T10	W/D	T47	T60	T13	T37	1	T65	
2009 2	T20	T19	T18	CUT	T45	T13	T9	T15	
2008 T21	T25	T31	W/D	2		T57	T17	T16	
2007 T28	T13	T23	T36	T27		T16	T9	T30	
2006 T27		T9	T12	CUT		T2	T33	T13	
2005 CUT	T33	T47	T57	T11		T18	4	T33	
2004 T33	T31	T37	CUT	T25			T5		
2003		T61		T46		T44		T33	
2002				T50					
2001		CUT						T13	
2000				T64					

FedExCup Playoffs			
THE NORTHERN TRUST	Dell Technologies Championship	BMW Championship	TOUR Championship
2019 T10		T31	
2018 T48	CUT	T51	
2017 66	T23	T40	
2015 CUT	T33	T53	
2014 CUT	T23		
2013 CUT	T9	T44	
2012 T36	T47	T12	
2011 T18	CUT		
2010 T15	T45	T13	
2009 T9	CUT	T20	
2008 CUT	CUT		
2007 T9	CUT	T10	

## Personal

- Took up the game at age 4 when his father, Terry, a single-digit handicapper, gave him a cut-down 3-wood.
- Is an avid car collector, and along with his 2008 purchase of a Ford GT, he has a Bentley Continental GT, a Ferrari California and has owned a Ferrari, Nissan Skyline and an Aston Martin DB9.



# Seamus Power (SHAY-muss)

**Height:** 6'3" (1.91 m)  
**Weight:** 200 (91 kg)  
**Age:** 32 (March 4, 1987)  
**Birthplace:** Waterford, Ireland  
**Residence:** Charlotte, North Carolina  
**Family:** Single

**Education:** East Tennessee State University (2010, Accounting)  
**Special Interests:** Reading, sports, concerts and music  
**Turned Professional:** 2011  
**City plays from:** Waterford, Ireland

## Exempt Status

126-150 in 2018-19 FedExCup standings (thru 2019-20)

## Career Victories

### Korn Ferry Tour Victories (1):

2016 (1) United Leasing & Finance Championship.

## Player Statistics

**Career Low Round:** 64 - 2019 Wyndham Championship (Round 1)

**Career High FedExCup Rank:** #82 : 2017 OHL Classic at Mayakoba

**Career High Official World Golf Rank:** #257 : 2016 John Deere Classic

**Career Largest Paycheck:** \$231,150 : 2019 RBC Heritage (Finished 6)

## 2018-19 Season Highlights

### PGA TOUR

**RBC Heritage** - Entering the week with 11 missed cuts in 15 starts on the season, shot a final-round 4-under 67 at the RBC Heritage for a T6, his best result since finishing T5 at the 2018 Corales Puntacana Resort & Club Championship. **Zurich Classic of New Orleans** - Posted 20-under to finish T5 at Zurich Classic of New Orleans while partnering with Canada's David Hearn. Team shot a pair of 68s in the Foursomes format at TPC Louisiana, bettered only by the winning team of Jon Rahm/Ryan Palmer (65-69).

## National Team Selections

**Olympic Games:** 2016

## Career Records

PGA TOUR (Playoff Record: 0-0)												
Season	Events	Rounds	1st	2nd	3rd	Top 10	Top 25	Cuts Made	Cuts Missed	WD	FedExCup Rank	Earnings
<b>Total:</b>	<b>80</b>	<b>230</b>				<b>5</b>	<b>15</b>	<b>47</b>	<b>32</b>			
2019	27	72				2	5	13	14		143	\$773,976
2018	28	78				2	6	15	12		114	\$791,018
2017	25	80				1	4	19	6		130	\$646,180

(A) - Amateur

Korn Ferry Tour (Playoff Record: 0-0)												
Season	Events	Rounds	1st	2nd	3rd	Top 10	Top 25	Cuts Made	Cuts Missed	WD	Priority Rank	Earnings
<b>Total:</b>	<b>54</b>	<b>180</b>	<b>1</b>			<b>5</b>	<b>18</b>	<b>36</b>	<b>18</b>			<b>\$361,430</b>
2019	3	8						1	2		109	\$2,825
2017	4	16					2	4			50	\$40,625
2016	21	72	1			3	8	15	6		22	\$224,090
2015	24	76				2	8	14	10		94	\$90,388
2014	1	4						1				\$1,659
2011	1	4						1				\$1,843

(A) - Amateur

## Top Tournaments

PGA TOUR												
2019	THE PLAYERS Championship	Masters Tournament	PGA Championship	U.S. Open	The Open Championship	WGC-HSBC Champions	WGC-Mexico	WGC-Dell Technologies Match Play	WGC-FedEx St. Jude Inv			
2018	T35											

FedExCup Playoffs			
2018	THE NORTHERN TRUST	Dell Technologies Championship	BMW Championship
2017	T34	TOUR Championship	

## Personal

- Says if he weren't a professional golfer he'd be an accountant. "I've always been good with numbers. Math, chemistry and physics were always my strongest subjects."
- Grew up playing junior golf tournaments with Rory McIlroy and Shane Lowry.
- Is a three-time Irish Youths champion.
- Was top-10 in the world in racquetball at age 11-12. Played in the World Racquetball Championship.
- Watching Tiger Woods win the 1997 Masters significantly influenced his interest in the game.
- Favorite teams are Liverpool, Notre Dame and the New England Patriots. Tom Brady is one of his favorite athletes to watch.
- Favorite group is U2.
- Is a big reader of history books.
- Speaks Gaelic, or Irish Gaelic, the national and first official language of Ireland.



# Andrew Putnam

**Height:** 6'1" (1.85 m)  
**Weight:** 170 (77 kg)  
**Age:** 30 (January 25, 1989)  
**Birthplace:** Tacoma, Washington  
**Residence:** Phoenix, Arizona  
**Family:** Wife, Tawny; Pepper

**Education:** Pepperdine University (2011, Business Administration)  
**Special Interests:** Hunting, skiing, hiking  
**Turned Professional:** 2011  
**City plays from:** University Place, WA, United States

## Exempt Status

Tournament winner (thru 2019-20)

## Career Victories

### PGA TOUR Victories (1):

**2018 (1)** Barracuda Championship.

### Korn Ferry Tour Victories (2):

**2014 (1)** WNB Golf Classic. **2017 (1)** Panama Claro Championship.

## 2018-19 Season Highlights

For the second consecutive season, finished within five spots of the top 30 in the FedExCup standings, ending his season at No. 34 after qualifying for the Playoffs for the second time. Recorded three top-10s, including a T4 in his World Golf Championships debut, and made 18 cuts in 23 starts.

## PGA TOUR

**World Golf Championships-HSBC Champions** - In his first start in a World Golf Championships event, finished T4 at the WGC-HSBC Champions in Shanghai, China. **Sony Open in Hawaii** - Finished runner-up at the Sony Open in Hawaii, four shots behind winner Matt Kuchar. Began the final round two shots off the pace and closed with a 68 to finish alone in second. Made 447 feet, 7 inches of putts for the week and led the field in Strokes Gained: Putting (2.724). **Charles Schwab Challenge** - Closed 67-66 to finish T3 at the Charles Schwab Challenge. Represented sixth career top-five on the PGA TOUR and first top-10 at Colonial Country Club.

## Career Records

PGA TOUR (Playoff Record: 0 - 0)												
Season	Events	Rounds	1st	2nd	3rd	Top 10	Top 25	Cuts Made	Cuts Missed	WD	FedExCup Rank	Earnings
<b>Total:</b>	<b>76</b>	<b>233</b>	<b>1</b>	<b>2</b>	<b>1</b>	<b>8</b>	<b>18</b>	<b>49</b>	<b>27</b>			
2019	23	76		1	1	3	7	18	5		34	\$2,439,137
2018	28	89	1	1		5	9	21	7		33	\$2,387,382
2015	23	64					2	10	13		182	\$282,879
2014	1	2							1			
2010	1 (A)	2							1			

(A) - Amateur

Korn Ferry Tour (Playoff Record: 1 - 0)												
Season	Events	Rounds	1st	2nd	3rd	Top 10	Top 25	Cuts Made	Cuts Missed	WD	Priority Rank	Earnings
<b>Total:</b>	<b>93</b>	<b>322</b>	<b>2</b>	<b>1</b>	<b>1</b>	<b>14</b>	<b>40</b>	<b>69</b>	<b>24</b>			<b>\$906,080</b>
2017	20	73	1	1	1	4	11	17	3		16	\$278,828
2016	22	80				3	8	18	4		54	\$150,546
2015	4	14					1	3	1		72	\$18,460
2014	22	74	1	1		5	13	16	6		8	\$342,638
2013	24	79				2	7	15	9		69	\$115,608
2012	1	2							1			

(A) - Amateur

## Top Tournaments

PGA TOUR									
THE PLAYERS Championship	Masters Tournament	PGA Championship	U.S. Open	The Open Championship	WGC-HSBC Champions	WGC-Mexico	WGC-Dell Technologies Match Play	WGC-FedEx St. Jude Inv	
2019 CUT		178	143	132	14		140	124	
2018		159							
2010			CUT						

FedExCup Playoffs			
THE NORTHERN TRUST	Dell Technologies Championship	BMW Championship	TOUR Championship
2019 T12		T43	
2018 T78	T49	T16	

## Personal

- Has three brothers. Joined his brother Michael on TOUR for his rookie season in 2014-15. Prior to that, the last time two brothers were members at the same time on TOUR was in 2004 when Brenden Pappas played 34 events and Deane Pappas played 22 events.
- Would like to be a Navy Seal for a day.



# Jon Rahm

**Height:** 6'2" (1.88 m)  
**Weight:** 220 (99 kg)  
**Age:** 24 (November 10, 1994)  
**Birthplace:** Barrika, Spain  
**Residence:** Scottsdale, Arizona  
**Family:** Wife, Kelley

**Education:** Arizona State University (2016, Communications)  
**Special Interests:** Music, dancing  
**Turned Professional:** 2016  
**City plays from:** Barrika, Spain

## Exempt Status

Tournament winner (thru 2020-21)

## Career Victories

### PGA TOUR Victories (3):

**2017** (1) Farmers Insurance Open. **2018** (1) CareerBuilder Challenge. **2019** (1) Zurich Classic of New Orleans.

### International Victories (4):

**2017** DP World Tour Championship [Eur]. **2017** Dubai Duty Free Irish Open Hosted by the Rory Foundation [Eur]. **2018** Open de Espana [Eur]. **2019** Dubai Duty Free Irish Open [Eur].

### Other Victories (1):

**2018** Hero World Challenge.

## 2018-19 Season Highlights

Won the Zurich Classic of New Orleans with partner Ryan Palmer, the third win of his PGA TOUR career, and advanced to the TOUR Championship for the third time in his third season on TOUR, finishing the season tied for 12th in the FedExCup standings. Earned 12 top-10s, second-most on TOUR to Rory McIlroy, and made 18 cuts in 20 starts.

## PGA TOUR

**Hero World Challenge** - In his tournament debut at the Hero World Challenge, won by four shots over Tony Finau. Began the final round in a three-way tie with Finau and Henrik Stenson. Secured the victory with a bogey-free 65 in the final round, his second round without a bogey during the week (round two). Led the field in birdies and recorded the fewest bogeys. **Desert Classic** - In defense of his 2018 title, finished sixth at the Desert Classic after opening with back-to-back 6-under 66s. Marked the first time in his PGA TOUR career with consecutive sub-67 scores. Played the par-3s in 5-under for the week, tied with Daniel Berger for best in the field. **Farmers Insurance Open** - Held the first-round lead at the Farmers Insurance Open with a 10-under 62 on the North Course. Posted rounds of 72-68-72 to finish T5. Recorded only one birdie in the final round. **Waste Management Phoenix Open** - In his fourth start at the Waste Management Phoenix Open, posted four sub-par scores to finish T10 at 10-under 274 with four others. Continued perfect streak of top-20 results at TPC Scottsdale. **Genesis Open** - Despite dropping three shots in his last four holes, finished T9 with rounds of 67-70-69-71 for a 7-under total in his first appearance at the Genesis Open. **World Golf Championships-Mexico Championship** - String of seven consecutive top-10 results in worldwide starts was broken with his T45 finish at the World Golf Championships-Mexico Championship **THE PLAYERS Championship** - Held the 54-hole lead for the first time in his career, with a one-shot advantage over Tommy Fleetwood and eventual-winner Rory McIlroy at THE PLAYERS Championship. Week was highlighted by a third-round 64. Closed with a 4-over 76 to finish T12. **Valspar Championship** - In his Valspar Championship debut, shot a final-round 68 to tie Ryan Armour and Dustin Johnson for sixth. Led the field in strokes gained: Off-the-Tee (1.116 per round). **Masters Tournament** - Posted four sub-par scores to finish T9 at the Masters Tournament, his second top-10 at the event. **Zurich Classic of New Orleans** - Teamed with Ryan Palmer to claim his third TOUR victory at the Zurich Classic on New Orleans. At 26-under 262, posted a three-stroke win over Sergio Garcia/Tommy Fleetwood. Team sat T17 after first-round 64 in Four-ball format but captured solo lead through 36 holes at 15-under following a 7-under 65 in Foursomes, the first score of 65 or lower at the event in that format. Went on to share the 54-hole lead with Scott Stallings/Trey Mullinax. Only previous appearance at the event before victory was a missed cut with Wesley Bryan in 2018. **U.S. Open** - Earned his first top-three finish in a major championship, shooting a final-round 68 at the U.S. Open for a T3. Had missed the cut in each of the last two U.S. Opens. **World Golf Championships-FedEx St. Jude Invitational** - Shot a 62 to hold a three-shot 18-hole lead at the World Golf Championships-FedEx St. Jude Invitational before finishing seventh. **THE NORTHERN TRUST** - Finished T3 at THE NORTHERN TRUST, his fourth top-five in his ninth career start in the FedExCup Playoffs.

## National Team Selections

**Eisenhower Trophy** : 2014 **Palmer Cup** : 2014, 2015 **Ryder Cup** : 2018 **World Cup** : 2016

## Career Records

PGA TOUR (Playoff Record: 1-0)												
Season	Events	Rounds	1st	2nd	3rd	Top 10	Top 25	Cuts Made	Cuts Missed	WD	FedExCup Rank	Earnings
<b>Total:</b>	<b>75</b>	<b>257</b>	<b>3</b>	<b>4</b>	<b>5</b>	<b>32</b>	<b>48</b>	<b>65</b>	<b>10</b>			<b>\$16,110,070</b>
2019	20	68	1		2	12	17	18	2		12	\$4,990,110
2018	20	66	1	1		5	10	16	4		23	\$3,992,678
2017	23	83	1	2	2	11	14	21	2		5	\$6,123,248
2016	7	22		1	1	2	4	6	1			\$1,004,035
2015	2 (A)	8				1	2	2				
(A) - Amateur	3 (A)	10				1	1	2	1			

## Top Tournaments

PGA TOUR										
	THE PLAYERS Championship	Masters Tournament	PGA Championship	U.S. Open	The Open Championship	WGC-HSBC Champions	WGC-Mexico	WGC-Dell Technologies Match Play	WGC-FedEx St. Jude Inv	
2019	T12	T9	CUT	T3	T11	T22	T45	T24	7	
2018	T63	4	T4	CUT	CUT	T36	T20	T52	T17	
2017	T72	T27	T58	CUT	T44		T3	2	T28	
2016				T23	T59					

FedExCup Playoffs			
	THE NORTHERN TRUST	Dell Technologies Championship	BMW Championship
2019	T3		T12
2018	CUT	T43	T24
2017	T3	T4	T5

## Personal

- The first two-time winner of the Ben Hogan Award in 2015 and 2016, an award that recognizes the outstanding male amateur and collegiate golfer of the year. Also won the Jack Nicklaus award in 2016 and is a four-time NCAA All-American.
- Grew up in Barrika, Spain and is a loyal supporter of the Athletic Bilbao football club.
- Grew up participating in sports and activities such as soccer, canoeing, jai alai, and kung fu before focusing on golf.
- A proud alum of Arizona State University.
- His favorite player and inspiration was Seve Ballesteros.
- His mother, Angela, and father, Edorta, both live in Barrika, Spain while his brother, Eriz, also lives just outside of Bilbao, Spain.



# Chez Reavie

**Height:** 5'9" (1.75 m)  
**Weight:** 160 (73 kg)  
**Age:** 37 (November 12, 1981)  
**Birthplace:** Wichita, Kansas  
**Residence:** Scottsdale, Arizona  
**Family:** Wife, Amanda

**Education:** Arizona State University  
**Special Interests:** Cars  
**Turned Professional:** 2004  
**City plays from:** Scottsdale, AZ, United States

## Exempt Status

Tournament winner (thru 2020-21)

## Career Victories

### PGA TOUR Victories (2):

**2008 (1)** RBC Canadian Open. **2019 (1)** Travelers Championship.

### Korn Ferry Tour Victories (2):

**2007 (1)** Knoxville Open Presented by Food City. **2015 (1)** Small Business Connection Championship at River Run.

## 2018-19 Season Highlights

Earned his second PGA TOUR victory at the Travelers Championship and qualified for the FedExCup Playoffs for the fourth consecutive season (seventh total), advancing to the TOUR Championship for the second time and finishing the season No. 8 in the FedExCup standings. With 10 years, 10 months, 27 days passing between his first and second victories, became the 11th player in PGA TOUR history to go at least that long between first two career wins. Snapped a seven-season drought without a trip to the TOUR Championship (first appearance since 2011). Led the TOUR in Driving Accuracy at 75.72 percent, the highest mark in that category since Francesco Molinari in 2014-15 (76.88%). At the Sony Open in Hawaii, became the first player on record (since 1983) on TOUR with three eagles on par-4s in the same round and the first player in the ShotLink era (since 2003) with three hole-outs for eagle from 100-or-more yards during the same round. Earned six top-10s, recording more than five in a single season for the first time in his career, and made 22 cuts in 28 starts.

## PGA TOUR

**THE CJ CUP @ NINE BRIDGES** - Posted four rounds of 70 or better for a T7 at THE CJ CUP @ NINE BRIDGES and first top-10 of the season. Opened with a first-round 68 to take a one-stroke 18-hole lead. **Sony Open in Hawaii** - At 17-under 263, finished T3 at the Sony Open in Hawaii. In the second round, became the first player on record (since 1983) on TOUR with three eagles on par-4s in the same round and the first player in the ShotLink era (since 2003) with three hole-outs for eagle from 100-or-more yards during the same round (No. 10/101 yards, No. 16/149 yards, No. 6/135 yards). Led the field in Strokes Gained: Tee to Green for the week (12.991). **Waste Management Phoenix Open** - A year after losing to Gary Woodland in a playoff at the event, posted weekend scores of 64-68 to finish T4 at the Waste Management Phoenix Open. Was the only player to post bogey-free scores in rounds three and four. **U.S. Open** - Finished T3 at the U.S. Open, his first career top-10 in a major championship. Previous-best finish in six starts at the event was a T16 in 2017. **Travelers Championship** - Won for the first time in 11 years with a victory at the Travelers Championship, his second career PGA TOUR title in his 278th start at the age of 37 years, 7 months, 11 days. Following a third-round 7-under 63 (highlighted by a record-tying 7-under 35 on TPC River Highland's back nine) entered the final round with a tournament-record six-stroke cushion. Closed with a 1-under 69 to finish 17-under 263, holding off Keegan Bradley and Zack Scharf by four strokes. Marked his 250th start (3,983 days later) since claiming his first PGA TOUR win at the 2008 RBC Canadian Open. His 16-under 194 total through three rounds fell one shy of the 54-hole record at the Travelers Championship (Tim Norris/1982, Mark Calcavecchia/2000). **TOUR Championship** - Made the fourth hole-in-one of his career at the TOUR Championship en route to an eighth-place finish. Made his first start in the event since 2011 (T26) and second in the FedExCup era.

## Career Records

PGA TOUR (Playoff Record: 0 - 2)												
Season	Events	Rounds	1st	2nd	3rd	Top 10	Top 25	Cuts Made	Cuts Missed	WD	FedExCup Rank	Earnings
<b>Total:</b>	<b>285</b>	<b>912</b>	<b>2</b>	<b>3</b>	<b>2</b>	<b>23</b>	<b>66</b>	<b>178</b>	<b>107</b>			<b>\$15,109,798</b>
2019	28	92	1		2	6	9	22	6	8		\$3,660,909
2018	28	86		2		3	12	19	9	34		\$2,700,018
2017	28	95				4	11	21	7	39		\$1,819,206
2016	27	86				2	7	18	9	81		\$1,086,964
2015	19	56					3	8	11	166		\$331,623
2014	2	6						1	1	239		\$11,767
2013	22	72					5	14	8	118		\$590,925
2012	26	83					4	15	11	132		\$580,617
2011	27	92		1		5	9	18	9	10		\$2,285,067
2010	15	44						6	9	188		\$112,994
2009	27	81				1	4	13	14	159		\$477,766
2008	30	102	1			2	2	21	9	53		\$1,444,102
2006	1	2							1			
2005	1	3							1			
2004	1	4						1				
	1 (A)	4						1				
2003	1 (A)	2							1			
2002	1 (A)	2							1			

(A) - Amateur

Korn Ferry Tour (Playoff Record: 0 - 0)												
Season	Events	Rounds	1st	2nd	3rd	Top 10	Top 25	Cuts Made	Cuts Missed	WD	Priority Rank	Earnings
<b>Total:</b>	<b>60</b>	<b>202</b>	<b>2</b>	<b>1</b>	<b>1</b>	<b>9</b>	<b>25</b>	<b>42</b>	<b>17</b>	<b>1</b>		
2015	5	18	1	1			4	4	1		2	\$323,067
2014	3	12					1	3			78	\$17,628
2007	27	83	1		1	4	10	15	11	1		\$224,532
2006	22	78				1	9	17	5			\$93,713
2005	3	11				1	1	3				\$16,549

(A) - Amateur

## Top Tournaments

PGA TOUR									
THE PLAYERS Championship	Masters Tournament	PGA Championship	U.S. Open	The Open Championship	WGC-HSBC Champions	WGC-Mexico	WGC-Dell Technologies Match Play	WGC-FedEx St. Jude Inv	
2019 CUT		T14	T3	CUT	T35	T65	T56	T27	
2018 T30	53	T12	CUT	CUT	T24	T52	T29		
2017 T56		T22	T16						
2016 CUT									
2012 CUT	CUT	T62	CUT	CUT		T35			
2011			T45		68				
2009 T60	CUT								
2008		T60							
2004			T62						T52
2003			CUT						
2002	CUT								

FedExCup Playoffs			
THE NORTHERN TRUST	Dell Technologies Championship	BMW Championship	TOUR Championship
2019 T38		T57	8
2018 T20	CUT	T38	
2017 T10	T61	T12	
2016 T31	CUT		
2013 CUT			
2011 CUT	2 (P)	8	T26
2008 CUT	T63	T33	

## Personal

- Played in his first Masters in 2002 after winning the 2001 U.S. Public Links. In the par-3 contest that year, hit his first shot in the water, then holed his next shot.
- Attended Arizona State University from 2000-04, but returned years later to complete his B.I.S. in Political Science/Sociology in 2010.



# Doc Redman

**Height:** 5'11" (1.8 m)  
**Weight:** 175 (79 kg)  
**Age:** 21 (December 27, 1997)  
**Birthplace:** Raleigh, North Carolina  
**Residence:** Jacksonville, Florida  
**Family:** Single

**Education:** Clemson University  
**Turned Professional:** 2018  
**City plays from:** Raleigh, NC, United States

## Exempt Status

Top 125 non-member (thru 2019-20)

## Career Victories

None.

## Player Statistics

**Career Low Round:** 64 - 2018 Quicken Loans National (Round 4)

**Career High FedExCup Rank:**

**Career High Official World Golf Rank:** #153 : 2019 World Golf Championships-FedEx St. Jude Invitational

**Career Largest Paycheck:** \$788,400 : 2019 Rocket Mortgage Classic (Finished 2)

## 2018-19 Season Highlights

Finished runner-up at the Rocket Mortgage Classic and earned enough Non-Member FedExCup Points in six starts to secure full PGA TOUR membership for the 2019-20 season.

## PGA TOUR

**Rocket Mortgage Classic** - After advancing through the Monday Qualifier, finished second at the inaugural Rocket Mortgage Classic, earning enough non-member FedExCup points to qualify for Special Temporary Membership. Received one of two exemptions to The Open Championship through The Open Qualifying Series.

## Mackenzie Tour-PGA TOUR Canada

**Mackenzie Tour-PGA TOUR Canada Q-School-Central** - Earned Mackenzie Tour status with a T6 finish at TPC San Antonio. Fired an opening-round 67 and finished the week with a 68, a round that included eight birdies. **Bayview Place DCBank Open presented by Times Colonist** - Opened with rounds of 64-65-65 and took a two-stroke lead into the final round. Battled Paul Barjon throughout the final day. Made a late charge with back-to-back birdies on Nos. 16 and 17 but finished the tournament one stroke short at Uplands GC, finishing alone in second place.

## National Team Selections

**Walker Cup** : 2017

## Career Records

PGA TOUR (Playoff Record: 0-0)												
Season	Events	Rounds	1st	2nd	3rd	Top 10	Top 25	Cuts Made	Cuts Missed	WD	FedExCup Rank	Earnings
<b>Total:</b>	<b>12</b>	<b>38</b>		<b>1</b>		<b>1</b>	<b>3</b>	<b>7</b>	<b>5</b>			
2019	6	20		1		1	3	4	2			\$1,003,290
2018	3	8						1	2			
(A) - Amateur	3 (A)	10						2	1			

Korn Ferry Tour (Playoff Record: 0-0)												
Season	Events	Rounds	1st	2nd	3rd	Top 10	Top 25	Cuts Made	Cuts Missed	WD	Priority Rank	Earnings
<b>Total:</b>	<b>6</b>	<b>16</b>					<b>1</b>	<b>2</b>	<b>4</b>			<b>\$9,142</b>
2019	2	6						1	1			\$2,122
2018	4	10					1	1	3			\$7,020
(A) - Amateur												

## Top Tournaments

PGA TOUR	THE PLAYERS Championship	Masters Tournament	PGA Championship	U.S. Open	The Open Championship	WGC-HSBC Champions	WGC-Mexico	WGC-Dell Technologies Match Play	WGC-FedEx St. Jude Inv
2019					120				
2018		CUT							

## Personal

- Born in Raleigh, North Carolina and attended Leesville Road High School in Raleigh, the same school as fellow PGA TOUR player Grayson Murray and American Idol season two runner-up Clay Aiken.
- While studying actuarial math at Clemson, received the Outstanding Freshman Award from the College of Science's department of mathematical sciences.
- His grandfather worked in the Pentagon. His father, John, has been the biggest influence on his golf career. Has one sister, Karma.
- Won the 2017 U.S. Amateur on the first playoff hole against Doug Ghim at The Riviera Country Club. Clemson head football coach Dabo Swinney called him the night before the championship match and again to congratulate him on the victory.
- Is a huge Clemson football and baseball fan.
- Has a passion for the stock market.



# Patrick Reed

**Height:** 6'0" (1.83 m)  
**Weight:** 200 (91 kg)  
**Age:** 29 (August 5, 1990)  
**Birthplace:** San Antonio, Texas  
**Residence:** Spring, Texas  
**Family:** Wife, Justine; Windsor Wells, Barrett Benjamin

**Education:** Augusta University  
**Special Interests:** College football, cooking, playing pool, antiques  
**Turned Professional:** 2011  
**City plays from:** Houston, TX, United States

## Exempt Status

Winner, Masters Tournament (thru 2023-24)

## Career Victories

### PGA TOUR Victories (7):

**2013 (1)** Wyndham Championship. **2014 (2)** Humana Challenge in partnership with the Clinton Foundation, World Golf Championships-Cadillac Championship. **2015 (1)** Hyundai Tournament of Champions. **2016 (1)** The Barclays. **2018 (1)** Masters Tournament. **2019 (1)** THE NORTHERN TRUST.

## 2018-19 Season Highlights

Won his seventh career PGA TOUR title at THE NORTHERN TRUST, the first event of the FedExCup Playoffs, clinching his sixth consecutive appearance in the TOUR Championship before finishing tied for ninth in the FedExCup standings. Made the Playoffs for the seventh time in his seventh season on TOUR. Earned five top-10s and made 22 cuts in 25 starts.

## PGA TOUR

**World Golf Championships-HSBC Champions** - In first start of the season, opened with an 8-under 64 en route to a T7 at the World Golf Championships-HSBC Champions. Held a two-stroke lead after 18 holes. **Rocket Mortgage Classic** - With a T5 at the Rocket Mortgage Classic, snapped a streak of 16 starts without a top-10. **The Open Championship** - Finished 10th at The Open Championship, his fourth career top-10 at major championships. **THE NORTHERN TRUST** - Entering the final round with a one-shot lead over Abraham Ancer, carded a 2-under 69 to edge Ancer by one stroke and win THE NORTHERN TRUST for the second time in his career. The win, his seventh on the PGA TOUR, moved him to No. 2 in the FedExCup standings and guaranteed him a spot in the season-ending TOUR Championship. Converted the 54-hole lead/co-lead into a win for the fifth time in seven attempts on TOUR. Became the seventh player to win multiple titles at the event and second to do so in the FedExCup era, joining Dustin Johnson.

## National Team Selections

**Presidents Cup** : 2015, 2017 **Ryder Cup** : 2014, 2016, 2018 **Olympic Games** : 2016

## Career Records

PGA TOUR (Playoff Record: 2 - 1)												
Season	Events	Rounds	1st	2nd	3rd	Top 10	Top 25	Cuts Made	Cuts Missed	WD	FedExCup Rank	Earnings
<b>Total:</b>	<b>204</b>	<b>693</b>	<b>7</b>	<b>5</b>		<b>40</b>	<b>96</b>	<b>162</b>	<b>41</b>	<b>2</b>		<b>\$27,235,993</b>
2019	25	88	1			5	15	22	3		9	\$3,593,844
2018	26	86	1	1		7	12	20	6		22	\$5,006,267
2017	29	100	1			4	15	25	4		22	\$3,055,111
2016	28	101	1	2		11	18	25	3	1	3	\$5,679,575
2015	27	100	1	1		4	14	25	2		12	\$3,590,566
2014	28	90	2			4	12	20	7	1	21	\$4,026,076
2013	26	83	1			5	6	16	10		54	\$1,961,519
2012	12	36					4	7	5			
2011	3	9						2	1			
(A) - Amateur												

Korn Ferry Tour (Playoff Record: 0 - 0)												
Season	Events	Rounds	1st	2nd	3rd	Top 10	Top 25	Cuts Made	Cuts Missed	WD	Priority Rank	Earnings
<b>Total:</b>	<b>3</b>	<b>8</b>					<b>1</b>	<b>1</b>	<b>2</b>			
2011	2	6					1	1	1			\$5,125
2010	1 (A)	2							1			
(A) - Amateur												

## Top Tournaments

PGA TOUR										
	THE PLAYERS Championship	Masters Tournament	PGA Championship	U.S. Open	The Open Championship	WGC-HSBC Champions	WGC-Mexico	WGC-Dell Technologies Match Play	WGC-FedEx St. Jude Inv	
2019	T47	T36	CUT	T32	T0	T7	T14	T24	T12	
2018	T41	1	CUT	4	T28	T50	T37	T9	T28	
2017	T22	CUT	T2	T13	CUT	T60	T61	T51	T36	
2016	CUT	T49	T13	CUT	T12	T7	T52	T9	S2	
2015	T24	T22	T30	T14	T20	T22	T23	T17	T15	
2014	CUT	CUT	T58	T35	CUT		1	T17	T4	

FedExCup Playoffs			
	THE NORTHERN TRUST	Dell Technologies Championship	BMW Championship
2019	1		T19
2018	T25	T35	T19
2017	T20	T6	65
2016	1	T5	T13
2015	T62	T4	T28
2014	T9	T74	T53
2013	CUT	T70	T59

## Personal

- Favorite golf memory is going 6-0 in match play and helping Augusta University win two national championships.
- Wife, Justine, was his caddie in 2012 and 2013 and sporadically in 2014 after having the couple's first baby in May. They married in December 2012.
- Grew up a fan of Notre Dame football. Favorite teams now are the Houston Texans and San Francisco 49ers.
- 26th birthday was the same day as the Open Ceremonies for the 2016 Olympics.
- Favorite quote is from his wife, who said, "Nerves just mean you're prepared."
- Hosts a multiple award-winning AJGA championship annually in The Woodlands, Texas.



# Wes Roach

**Height:** 6'3" (1.91 m)  
**Weight:** 185 (84 kg)  
**Age:** 30 (December 10, 1988)  
**Birthplace:** Knoxville, Tennessee  
**Residence:** Knoxville, Tennessee  
**Family:** Wife, Sarah; Sage Catherine

**Education:** Duke University (2011, Sociology)  
**Special Interests:** Fishing, live music  
**Turned Professional:** 2011  
**City plays from:** Knoxville, TN, United States

## Exempt Status

126-150 in 2018-19 FedExCup standings (thru 2019-20)

## Career Victories

### Korn Ferry Tour Victories (1):

**2015 (1)** El Bosque Mexico Championship.

## Player Statistics

**Career Low Round: 64** - 2019 Barbasol Championship (Round 1)

**Career High FedExCup Rank: #89** : 2016 Shriners Hospitals for Children Open

**Career High Official World Golf Rank: #238** : 2019 John Deere Classic

**Career Largest Paycheck:** \$423,400 : 2019 Rocket Mortgage Classic (Finished 3)

## 2018-19 Season Highlights

### Korn Ferry Tour

**Knoxville Open** - Carded a final-round 65, the low round of the day, to rise to T10 in his hometown at the Knoxville Open.

## Career Records

### PGA TOUR (Playoff Record: 0 - 0)

Season	Events	Rounds	1st	2nd	3rd	Top 10	Top 25	Cuts Made	Cuts Missed	WD	FedExCup Rank	Earnings
<b>Total:</b>	<b>65</b>	<b>185</b>			<b>1</b>	<b>3</b>	<b>11</b>	<b>34</b>	<b>30</b>	<b>1</b>		
2019	21	63			1	2	3	13	8		134	\$860,264
2016	21	55					3	9	11	1	170	\$342,098
2015	1	4						1				
2014	22	63				1	5	11	11		153	\$453,616

(A) - Amateur

### Korn Ferry Tour (Playoff Record: 0 - 1)

Season	Events	Rounds	1st	2nd	3rd	Top 10	Top 25	Cuts Made	Cuts Missed	WD	Priority Rank	Earnings
<b>Total:</b>	<b>130</b>	<b>430</b>	<b>1</b>	<b>2</b>	<b>1</b>	<b>14</b>	<b>33</b>	<b>86</b>	<b>42</b>	<b>1</b>		<b>\$815,906</b>
2019	5	16				1	1	3	2		78	\$23,524
2018	25	91				6	10	21	4		38	\$210,859
2017	25	80					6	15	9	1	96	\$82,203
2016	5	18					1	4	1		91	\$16,703
2015	23	71	1	1	1	3	4	13	9		25	\$244,033
2014	4	12						2	2		88	\$11,082
2013	21	73		1		3	8	16	5		40	\$167,429
2012	21	67				1	3	12	9			\$60,073
2011	1	2							1			

(A) - Amateur

## Personal

- Follows the Atlanta Braves.
- Watches "Boardwalk Empire" and "It's Always Sunny in Philadelphia".
- Enjoys watching Derrick Rose play basketball, and enjoys vacationing at any beach. Notes that he has never been to New York. Favorite courses are The Honors Course (Chattanooga, Tennessee) and Pinehurst No. 2.



# Patrick Rodgers

**Height:** 6'2" (1.88 m)  
**Weight:** 185 (83 kg)  
**Age:** 27 (June 30, 1992)  
**Birthplace:** Avon, Indiana  
**Residence:** Palm Beach Gardens, Florida  
**Family:** Wife, Jade

**Education:** Stanford University  
**Turned Professional:** 2014  
**City plays from:** Avon, IN, United States

## Exempt Status

Top 125 in 2018-19 FedExCup standings (thru 2019-20)

## Career Victories

### Korn Ferry Tour Victories (1):

**2015 (1)** Colombia Championship Presented by Claro.

## 2018-19 Season Highlights

Advanced to the FedExCup Playoffs for the fourth consecutive season, finishing No. 105 in the FedExCup standings. Lost in a playoff at The RSM Classic, his lone top-10, and made the cut in 10 of 18 starts.

## PGA TOUR

**The RSM Classic** - In his first playoff appearance on the PGA TOUR, lost to Charles Howell III after two extra holes at The RSM Classic. Set a PGA TOUR record for best closing 36-hole total following rounds of 61-62 (17-under), becoming the first player on TOUR to close with a 123-or-better total. Marked his third runner-up finish in 117 TOUR starts. Posted his first round of 61 or better (third round). Led the field with 26 birdies and made an 85-foot, 5 inch putt on No. 12 in the final round, the longest of the tournament by 26 feet. Was also the longest putt in eight events in the fall.

## National Team Selections

**Walker Cup** : 2011, 2013 **Palmer Cup** : 2012, 2013

## Career Records

PGA TOUR (Playoff Record: 0 - 1)												
Season	Events	Rounds	1st	2nd	3rd	Top 10	Top 25	Cuts Made	Cuts Missed	WD	FedExCup Rank	Earnings
<b>Total:</b>	<b>130</b>	<b>383</b>	<b>3</b>	<b>2</b>		<b>12</b>	<b>28</b>	<b>75</b>	<b>53</b>	<b>2</b>		<b>\$6,083,932</b>
2019	18	51				1	4	10	8		105	\$1,046,838
2018	30	93				3	7	19	10		104	\$1,287,040
2017	27	74		1		3	6	11	16	1	78	\$1,346,322
2016	28	85			1	3	8	17	11		74	\$1,290,336
2015	17	53		1	1	2	2	12	5			
2014	7	19						5	1	1		
2013	1 (A)	4					1	1				
2012	2 (A)	4							2			

Korn Ferry Tour (Playoff Record: 1 - 0)												
Season	Events	Rounds	1st	2nd	3rd	Top 10	Top 25	Cuts Made	Cuts Missed	WD	Priority Rank	Earnings
<b>Total:</b>	<b>12</b>	<b>36</b>	<b>1</b>			<b>2</b>	<b>3</b>	<b>6</b>	<b>6</b>			
2015	7	24	1			1	2	5	2		49	\$162,070
2014	3	8				1	1	1	2		58	\$30,000
2013	1 (A)	2							1			
2012	1 (A)	2							1			

(A) - Amateur

## Top Tournaments

PGA TOUR	THE PLAYERS Championship	Masters Tournament	PGA Championship	U.S. Open	The Open Championship	WGC-HSBC Champions	WGC-Mexico	WGC-Dell Technologies Match Play	WGC-FedEx St. Jude Inv
2019	CUT								
2018	CUT			T41					
2017	CUT		CUT						
2016	CUT			T46					

FedExCup Playoffs			
THE NORTHERN TRUST	Dell Technologies Championship	BMW Championship	TOUR Championship
2019	CUT		
2017	CUT	T73	
2016	CUT	T46	

## Personal

- Idolized Indiana Pacers great Reggie Miller and played basketball through his freshman year at Avon High School outside Indianapolis.
- Follows the Indianapolis Colts, Pacers and St. Louis Cardinals.
- Has a strict fitness and nutritional plan.



# Andres Romero

**Height:** 5'10" (1.78 m)  
**Weight:** 165 (75 kg)  
**Age:** 38 (May 08, 1981)  
**Birthplace:** Tucuman, Argentina  
**Residence:** Yerba Buena, Argentina  
**Family:** Single

**Special Interests:** Soccer, mountain biking  
**Turned Professional:** 1998  
**City plays from:** Tucuman, Argentina

## Exempt Status

Past champion/veteran member beyond 150 in 2018-19 FedExCup (thru 2019-20)

## Career Victories

### PGA TOUR Victories (1):

**2008 (1)** Zurich Classic of New Orleans.

### International Victories (9):

**2003** Abierto de Medellin Open [Arg]. **2005** Roberto De Vicenzo Classic [Arg]. **2006** Masters Tournament Personal Cup [Arg]. **2005** Morson International Pro-Am Challenge [EurChall]. **2007** The Deutsche Bank Players' Championship of Europe [Eur]. **2017** BMW International Open [Eur]. **2010** Abierto Visa del Centro [TLA]. **2010** Torneo de Maestros Copa Personal [TLA].

## 2018-19 Season Highlights

### PGA TOUR

**Puerto Rico Open** - Shot a 66 to hold a one-shot first-round lead at the Puerto Rico Open before finishing T25.

## National Team Selections

**World Cup** : 2006, 2007

## Career Records

PGA TOUR (Playoff Record: 0 - 0)												
Season	Events	Rounds	1st	2nd	3rd	Top 10	Top 25	Cuts Made	Cuts Missed	WD	FedExCup Rank	Earnings
<b>Total:</b>	<b>220</b>	<b>654</b>	<b>1</b>	<b>2</b>	<b>4</b>	<b>23</b>	<b>48</b>	<b>129</b>	<b>88</b>	<b>3</b>		<b>\$9,682,052</b>
2019	9	18					1	4	5		219	\$74,786
2018	6	12				1	2	3	3		190	\$206,764
2017	10	32					2	6	4			\$196,518
2016	14	36				1	2	5	8	1		\$195,262
2015	24	66				2	5	11	13	1		\$617,253
2014	26	77				1	6	16	9	1	100	\$782,184
2013	21	59		1		2	5	10	11		120	\$718,507
2012	22	64			1	2	3	12	10		106	\$970,919
2011	22	77			1	4	5	17	5		66	\$1,313,133
2010	21	73				2	6	16	5		69	\$979,170
2009	20	57			1	2	4	11	8		132	\$789,305
2008	20	67	1			3	4	15	5		31	\$2,064,612
2007	3	10			1	2	2	2	1			\$596,414
2006	2	6				1	1	1	1			\$177,225

(A) - Amateur

Korn Ferry Tour (Playoff Record: 0 - 0)												
Season	Events	Rounds	1st	2nd	3rd	Top 10	Top 25	Cuts Made	Cuts Missed	WD	Priority Rank	Earnings
<b>Total:</b>	<b>17</b>	<b>50</b>					<b>3</b>	<b>8</b>	<b>9</b>			<b>\$39,988</b>
2018	4	16					1	4			67	\$23,041
2017	3	6							3			
2016	7	18						2	5		113	\$4,420
2015	1	4					1	1			96	\$8,222
2005	1	4					1	1				\$4,305
2004	1	2							1			

(A) - Amateur

## Top Tournaments

PGA TOUR									
	THE PLAYERS Championship	Masters Tournament	PGA Championship	U.S. Open	The Open Championship	WGC-HSBC Champions	WGC-Mexico	WGC-Dell Technologies Match Play	WGC-FedEx St. Jude Inv
2017	CUT			CUT					70
2014	CUT			T14					
2013	T37								
2012	CUT				83				
2011	T39		T45						
2010	T10								
2009	CUT	T49	CUT	T47	T13		T46	T33	
2008	CUT	T8	T7	T36	T32		T30	T17	T63
2007			CUT		3				T6
2006			CUT		T8				

FedEx Cup Playoffs			
	THE NORTHERN TRUST	Dell Technologies Championship	BMW Championship
2014	T38	76	
2013	CUT		
2012	CUT		
2011	T64	T31	T56
2010	T52	T11	T60
2008	T55	T50	T44

T27

## Personal

- No relation to his famous countryman, PGA TOUR Champions player Eduardo.
- Took up golf at age 8 after being bedridden and on a strict diet with a kidney disease. Caddied at The Jockey Club outside Tucuman, Argentina, site of the World Cup in 1962 and 1970, before playing. Turned pro at age 16.
- Coached by his uncle, Miguel Romero.
- Nickname is Pigu.
- Was forced to give up his favorite hobby, mountain biking, when he turned professional because it was deemed too dangerous.
- Had fellow Argentine and Manchester City soccer star Carlos Tevez caddie for him during the final round of the 2012 Open Championship.



# Justin Rose

**FedExCup Champion:** 2018  
**Height:** 6' 3" (1.91 m)  
**Weight:** 195 (88 kg)  
**Age:** 39 (July 30, 1980)  
**Birthplace:** Johannesburg, South Africa  
**Residence:** New Providence, Bahamas  
**Family:** Wife, Kate; Leo Kenny, Charlotte

**Special Interests:** Tennis, football, cars, architecture, movies  
**Turned Professional:** 1998  
**City plays from:** London, England

## Exempt Status

Winner, World Golf Championships (thru 2022-23)

## Career Victories

### PGA TOUR Victories (10):

**2010 (2)** the Memorial Tournament presented by Nationwide Insurance, AT&T National. **2011 (1)** BMW Championship. **2012 (1)** World Golf Championships-Cadillac Championship. **2013 (1)** U.S. Open. **2014 (1)** Quicken Loans National. **2015 (1)** Zurich Classic of New Orleans. **2018 (2)** World Golf Championships-HSBC Champions, Fort Worth Invitational. **2019 (1)** Farmers Insurance Open.

### International Victories (12):

**2002** Victor Chandler British Masters [Eur]. **2002** Dunhill Championship [Eur]. **2007** Volvo Masters [Eur]. **2014** Scottish Open [Eur]. **2015** UBS Hong Kong Open [Eur]. **2017** Turkish Airlines Open [Eur]. **2018** Turkish Airlines Open [Eur]. **2002** Nashau Masters [SAF]. **2002** Chunichi Crowns [Jpn]. **2006** Australian Masters [Aus]. **2017** Indonesian Masters [Asia].

## 2018-19 Season Highlights

Earned 10th career PGA TOUR title at the Farmers Insurance Open and qualified for the FedExCup Playoffs for the 13th time, advancing to the TOUR Championship for the 10th time in the FedExCup era before ending the season tied for 26th in the standings. Became the first player from England to reach the 10-win mark on TOUR since 1945 and one of nine players to qualify for the Playoffs in each of the first 13 seasons of the FedExCup era. Earned seven top-10s and missed just one cut in 17 starts.

## PGA TOUR

**World Golf Championships-HSBC Champions** - In his first start since winning the FedExCup, finished third in his title defense at the World Golf Championships-HSBC Champions. Was never worse than T10 on the leaderboard after each round, entering the final round T2, three shots behind leader Tony Finau. Closed with an ever-par 72 at Sheshan International Golf Club in Shanghai, China. **Farmers Insurance Open** - In his 10th career start at the Farmers Insurance Open, won his 10th PGA TOUR victory with a 21-under 267 at Torrey Pines Golf Course. Tied the 36-hole and 54-hole tournament records and closed with a final-round 3-under 69 to win by two shots over Adam Scott. Became the first player from England to win 10 times on the PGA TOUR (since 1945), surpassing Nick Faldo (9). The victory came in his 326th career TOUR start, at the age of 38 years, 5 months, 28 days. With \$1,278,000 winner's check, surpassed \$50 million in career earnings (\$51,023,355). Became first player since Tiger Woods (2013) to convert 54-hole lead in the Farmers Insurance Open. Became the first winner of the Farmers Insurance Open to win after beginning the week on the North Course since 2010. Won with Gareth Lord (Henrik Stenson's caddie) on the bag in just his second week while regular caddie, Mark Fulcher, recovered from heart surgery. Dedicated the win to Fulcher. **THE PLAYERS Championship** - After opening with a 2-over 74 (T104), posted rounds of 66-68-68 to get to 12-under 276, good for a T8 at THE PLAYERS Championship. Marked his second top-10 in 16 starts at TPC Sawgrass. **World Golf Championships-Dell Technologies Match Play** - Advanced out of Group Play into the Round of 16 at the World Golf Championships-Dell Technologies Match Play. Was eliminated by Kevin Na, 2-up, for a T9 finish. **Wells Fargo Championship** - With a third-place result, collected his third consecutive top-five at the Wells Fargo Championship. Averaged 1.841 Strokes Gained: Putting per round, his best mark in that category since the 2011 BMW Championship (2.251). **U.S. Open** - Collected 10th career top-five in major championships, tying three others for third at the U.S. Open. Entered the final round trailing eventual champion Gary Woodland by one stroke before recording a 3-over 74. Held the first-round lead after opening with a 65.

## National Team Selections

**Ryder Cup** : 2008, 2012, 2014, 2016, 2018 **World Cup** : 2002, 2003, 2011 **Olympic Games** : 2016 **Seve Trophy** : 2003, 2007 **Walker Cup** : 1997

## Career Records

PGA TOUR (Playoff Record: 1 - 3)												
Season	Events	Rounds	1st	2nd	3rd	Top 10	Top 25	Cuts Made	Cuts Missed	WD	FedExCup Rank	Earnings
<b>Total:</b>	<b>338</b>	<b>1161</b>	<b>10</b>	<b>15</b>	<b>13</b>	<b>98</b>	<b>183</b>	<b>275</b>	<b>62</b>	<b>1</b>		<b>\$53,465,838</b>
2019	15	54	1		3	7	10	14	1	12		\$4,337,278
2018	18	66	2	3	1	11	15	17	1	1		\$8,130,678
2017	18	64		3		8	10	15	3	9		\$4,245,308
2016	18	62			1	5	11	15	3	51		\$2,085,365
2015	20	66	1	3	1	8	11	15	5	8		\$5,462,677
2014	19	68	1			8	13	17	2	11		\$3,926,768
2013	17	60	1	2		7	13	15	2	10		\$4,146,148
2012	19	68	1	1	1	8	12	17	2	6		\$4,290,930
2011	23	77	1		1	5	12	18	5	5		\$3,401,420
2010	22	78			1	4	12	16	6	15		\$3,603,331
2009	22	70	2			2	8	15	7	85		\$1,125,518
2008	15	45		1		2	6	10	4	114		\$1,047,854
2007	16	59		1	1	7	11	15	1	19		\$2,705,875
2006	28	95		1		5	11	21	7			\$1,629,288
2005	28	95			2	3	11	22	6			\$1,365,191
2004	22	72				4	10	18	4			\$1,236,764
2003	11	36			1	2	3	9	2			
2002	4	16				1	3	4				
2001	1	4						1				
1999	1	2							1			
1998	1 (A)	4				1	1	1				

(A) - Amateur

## Top Tournaments

PGA TOUR									
	THE PLAYERS Championship	Masters Tournament	PGA Championship	U.S. Open	The Open Championship	WGC-HSBC Champions	WGC-Mexico	WGC-Dell Technologies Match Play	WGC-FedEx St. Jude Inv
2019	T8	CUT	T29	T3	T20	3		T9	T1
2018	T23	T12	T19	T10	T2	1			DNS
2017	T65	2 (P)	CUT	CUT	T54		T37		T63
2016	T19	T10	T22	CUT	T22		T38	T28	T46
2015	CUT	T2	T27	T27	T6	T48	T17	T17	T3
2014	T4	T14	T24	T12	T23	5	T34	T17	T4
2013	CUT	T25	T33	1	CUT		T8	T17	T17
2012	T51	T8	T3	T21	CUT	T24	1	T33	T5
2011	T45	T11	CUT	CUT	T44	T7	T42	T17	T33
2010	CUT		CUT		CUT				T19
2009	T22	T20	CUT	CUT	T13		T20	T33	T29
2008	CUT	T36	T9	CUT	T70		T15	T33	T27
2007		T5	T12	T10	T12			T5	T2
2006	CUT		T41						
2005	CUT								
2004	T58	T22	CUT	CUT				T33	
2003	T39	T39	CUT	T5	CUT		T28	T17	T33
2002			T23		T22		T46		5
2001					T30				
1999					CUT				
1998					T4				

FedExCup Playoffs			
THE NORTHERN TRUST	Dell Technologies Championship	BMW Championship	TOUR Championship
2019	T10		
2018	CUT	2 (P)	T4
2017	T10	T2	T10
2016	T31	T24	
2015	T16	T13	T2
2014	T30	35	T4
2013	T2	T33	6
2012	T46	T16	2
2011	T6	1	T20
2010	T15	T21	T15
2009	T41		
2007	T14	T5	T11

## Player Statistics

**Career Low Round:** 60 - 2006 FUNAI Classic at the WALT DISNEY WORLD Resort (Round 1)

**Career High FedExCup Rank:** #1 : 2018 TOUR Championship

**Career High Official World Golf Rank:** #1 : 2019 Valero Texas Open

**Career Largest Paycheck:** \$1,660,000 : 2018 World Golf Championships-HSBC Champions (Finished 1)

## Personal

- Moved to England from South Africa at age 5, when he started to play seriously at Hartley Wintney Golf Club near his Hampshire home. First swung a club in back garden at 11 months when dad, Ken, handed him a plastic club. Broke 70 for the first time at age 11. Handicap of plus-1 at age 14.
- Father, Ken, passed away in September 2002.
- Became golf's first Olympic champion since 1904 when he won the gold medal at the Rio 2016 Olympic Games. Also made history when he recorded the first hole-in-one in Olympic Golf.
- Together with wife, Kate, runs the Kate & Justin Rose Foundation, benefitting the youth of Orlando (kjrosefoundation.org).



# Sam Ryder

**Height:** 6'2" (1.88 m)  
**Weight:** 175 (79 kg)  
**Age:** 29 (December 15, 1989)  
**Birthplace:** Winter Park, Florida  
**Residence:** Atlantic Beach, Florida

**Education:** Stetson University (Finance, 2012)  
**Special Interests:** Sports enthusiast, enjoys baseball, basketball and tennis. Loves spending time at the beach. Health and fitness is a priority.  
**Turned Professional:** 2012  
**City plays from:** Atlantic Beach, FL, United States

## Exempt Status

Top 125 in 2018-19 FedExCup standings (thru 2019-20)

## Career Victories

### Korn Ferry Tour Victories (1):

**2017 (1)** Pinnacle Bank Championship presented by Heartland Chevy Dealers.

### Mackenzie Tour-PGA TOUR Canada Victories (1):

**2015 (1)** National Capital Open to Support Our Troops.

### Other Victories (1):

**2015** National Capital Open to Support Our Troops.

## 2018-19 Season Highlights

Playing his second season on TOUR, advanced to the FedExCup Playoffs for the second time, finishing No. 107 in the FedExCup standings. Earned two top-10s, with both coming in his first three starts of the season, and made the cut in 16 of 23 starts.

## PGA TOUR

**Safeway Open** - Posted four sub-par scores at the Safeway Open, highlighted by a 5-under 67 in round three, to finish T4 at 13-under 275. In the final two rounds, made five birdies on holes 16-18. **Shriners Hospitals for Children Open** - Broke 63 for the first time on TOUR with a final-round 62 at the Shriners Hospitals for Children Open, leading to a third-place result. Made 15 birdies and no bogeys over his final 28 holes.

## Career Records

PGA TOUR (Playoff Record: 0-0)												
Season	Events	Rounds	1st	2nd	3rd	Top 10	Top 25	Cuts Made	Cuts Missed	WD	FedExCup Rank	Earnings
<b>Total:</b>	<b>50</b>	<b>154</b>	<b>1</b>	<b>3</b>	<b>1</b>	<b>5</b>	<b>6</b>	<b>31</b>	<b>18</b>	<b>1</b>		
2019	23	72			1	2	3	16	6	1	107	\$1,060,735
2018	26	80		1		3	3	15	11		101	\$1,046,166
2017	1	2							1			

(A) - Amateur

Korn Ferry Tour (Playoff Record: 0-0)												
Season	Events	Rounds	1st	2nd	3rd	Top 10	Top 25	Cuts Made	Cuts Missed	WD	Priority Rank	Earnings
<b>Total:</b>	<b>46</b>	<b>145</b>	<b>1</b>	<b>3</b>	<b>1</b>	<b>9</b>	<b>15</b>	<b>27</b>	<b>19</b>			<b>\$476,050</b>
2017	24	79	1	1	1	6	10	16	8		8	\$321,753
2016	20	60		2		3	5	10	10		72	\$152,609
2013	1	4						1				\$1,688
2012	1	2							1			

(A) - Amateur

## Top Tournaments

PGA TOUR									
THE PLAYERS Championship	Masters Tournament	PGA Championship	U.S. Open	The Open Championship	WGC-HSBC Champions	WGC-Mexico	WGC-Dell Technologies Match Play	WGC-FedEx St. Jude Inv	
2019 CUT									
2017			CUT						

FedExCup Playoffs			
THE NORTHERN TRUST	Dell Technologies Championship	BMW Championship	TOUR Championship
2019 CUT			
2018 T28			

## Personal

- Was late getting into golf and did not play an event until age 16.
- Enjoys basketball and tennis.
- Loves baseball, basketball, health and fitness, food and the beach.



# Rory Sabbatini

(SAB-ih-TEE-knee)

**Height:** 5'10" (1.78 m)  
**Weight:** 165 (75 kg)  
**Age:** 43 (April 2, 1976)  
**Birthplace:** Durban, South Africa  
**Residence:** Durban, South Africa  
**Family:** Wife, Martina; Harley Aiden, TylieJo, Bodhi Mac

**Education:** University of Arizona  
**Special Interests:** Playing video games, spending time with family  
**Turned Professional:** 1998  
**City plays from:** Bratislava, Slovakia

## Exempt Status

Top 125 in 2018-19 FedExCup standings (thru 2019-20)

## Career Victories

### PGA TOUR Victories (6):

**2000 (1)** Air Canada Championship. **2003 (1)** FBR Capital Open. **2006 (1)** Nissan Open. **2007 (1)** Crowne Plaza Invitational at Colonial. **2009 (1)** HP Byron Nelson Championship. **2011 (1)** The Honda Classic.

### Other Victories (1):

**2003** World Golf Championships-World Cup [with Trevor Immelman].

## 2018-19 Season Highlights

Posted six top-10s, his most in a season since 2007, en route to a 36th-place finish in the FedExCup standings, advancing to the BMW Championship for the first time since 2015. Marked his 12th time qualifying for the FedExCup Playoffs, and his best result since 2011 (35th). Made 22 cuts in 26 starts, highlighted by a pair of T3s.

## PGA TOUR

**RBC Heritage** - Finished T10 at the RBC Heritage, his first top-10 finish on TOUR since a T5 at the 2018 Valspar Championship. **Zurich Classic of New Orleans** - Collected 73rd career top-10 (515th TOUR start) when he partnered with Brian Gay to finish 21-under and T3 at the Zurich Classic of New Orleans. In the first round, duo became the fifth since the team format started in 2017 to shoot 60-or-better in the Fourball format. **AT&T Byron Nelson** - Finished T5 in his 20th start at the AT&T Byron Nelson, representing his third top-10 finish at the event. Hit 17 of 18 greens in regulation during the final round, closing out the week with a 4-under 67. **Charles Schwab Challenge** - Tied Ryan Palmer for sixth at the Charles Schwab Challenge. Earned fifth top-10 in 19 starts at the event.

## National Team Selections

**World Cup** : 2002, 2003, 2004, 2006, 2008, 2009 **Presidents Cup** : 2007 **Palmer Cup** : 1998

## Career Records

PGA TOUR (Playoff Record: 1 - 1)													
Season	Events	Rounds	1st	2nd	3rd	Top 10	Top 25	Cuts Made	Cuts Missed	WD	FedExCup Rank	Earnings	
<b>Total:</b>	<b>526</b>	<b>1658</b>	<b>6</b>	<b>14</b>	<b>12</b>	<b>77</b>	<b>156</b>	<b>335</b>	<b>182</b>	<b>9</b>		<b>\$33,743,388</b>	
2019	26	93			2	6	11	22	4		36	\$2,382,298	
2018	27	89				1	7	19	7	1	109	\$1,126,057	
2017	23	65				1	6	13	9	1	124	\$741,617	
2016	20	54					1	8	12		191	\$150,236	
2015	25	81				4	12	15	10		65	\$1,525,784	
2014	26	78			1	3	5	16	9	1	108	\$1,024,736	
2013	27	82				5	9	16	10	1	46	\$1,327,822	
2012	29	84		1			6	13	16	1	97	\$1,128,820	
2011	24	85	1		1	3	9	18	6		35	\$2,420,655	
2010	26	78		1		3	6	15	11		48	\$1,546,808	
2009	25	80	1	1		4	9	17	8		34	\$2,752,291	
2008	23	76		1	1	3	6	17	6		67	\$1,559,277	
2007	23	79	1	2	3	10	13	18	5		5	\$4,550,040	
2006	24	83	1	2		5	10	19	5			\$2,861,751	
2005	26	78				3	6	15	10	1		\$920,988	
2004	26	86		2	2	7	13	19	6	1		\$2,500,397	
2003	27	93	1			5	6	20	7			\$1,604,701	
2002	23	64		1		4	6	13	10			\$936,664	
2001	23	69		2		3	13	9		1		\$1,038,590	
2000	26	83	1	1		3	7	16	8	1		\$1,262,535	
1999	27	78			2	2	5	13	14			\$381,322	

(A) - Amateur

Korn Ferry Tour (Playoff Record: 0 - 0)													
Season	Events	Rounds	1st	2nd	3rd	Top 10	Top 25	Cuts Made	Cuts Missed	WD	Priority Rank	Earnings	
<b>Total:</b>	<b>3</b>	<b>8</b>				<b>1</b>	<b>1</b>	<b>1</b>	<b>2</b>				
2016	3	8				1	1	1	2		43	\$32,375	

(A) - Amateur

## Top Tournaments

PGA TOUR	THE PLAYERS Championship	Masters Tournament	PGA Championship	U.S. Open	The Open Championship	WGC-HSBC Champions	WGC-Mexico	WGC-Dell Technologies Match Play	WGC-FedEx St. Jude Inv
2019	T35			T43	T16				
2018	T30								
2015	T6		CUT						
2014	T38		CUT						
2013	T1			CUT					
2012	CUT	CUT	CUT						
2011	T26	CUT	T74	T30	T54	T29	T28		T48
2010	T39	CUT	CUT	CUT				T33	
2009	CUT	T20	T67	CUT	CUT	T45	T53	T33	T45
2008	T27	CUT	T39	T58	CUT		T70	T33	T27
2007	T44	T2	CUT	T51	CUT		T35	T17	T2
2006	CUT	T36	CUT	CUT	T26		T41	T33	T36
2005	CUT	CUT	T74	T71	CUT			T9	T28
2004	T42	CUT	CUT	CUT	T66		T21		T2
2003	CUT		68	CUT	T53				T51
2002	CUT	CUT	CUT					T33	
2001	CUT	CUT	CUT		T54				
2000	CUT		77	CUT					

FedExCup Playoffs	THE NORTHERN TRUST	Dell Technologies Championship	BMW Championship	TOUR Championship
2019	T43		T16	
2018	CUT			
2017	CUT			
2015	T24	T22	67	
2014	CUT			
2013	T13	T53	T11	
2012	CUT	CUT		
2011	T18	T68	T59	
2010	T5	CUT	T50	
2009	CUT	CUT	T18	
2008	T24	CUT	T44	
2007	3	T6	T10	T9

## Personal

- Raised in South Africa, began playing at age 4.
- Enjoys watching all sports and spends most off time at lake boating and fishing.
- Donates money to many charities that support injured soldiers and their families.
- Set up the HARTSHOPE Foundation that allows him to give back to the community.



# Xander Schauffele

(ZAN-der SHAW-fa-lay)

**Height:** 5'10" (1.78 m)  
**Weight:** 175 (79 kg)  
**Age:** 25 (October 25, 1993)  
**Birthplace:** La Jolla, California  
**Residence:** San Diego, California  
**Family:** Single

**Education:** San Diego State University (2015, Social Sciences)  
**Special Interests:** Travel, good food  
**Turned Professional:** 2015  
**City plays from:** San Diego, CA, United States

## Exempt Status

Winner, TOUR Championship (thru 2022-23)

## Career Victories

### PGA TOUR Victories (4):

**2017 (2)** The Greenbrier Classic, TOUR Championship. **2019 (2)** World Golf Championships-HSBC Champions, Sentry Tournament of Champions.

## 2018-19 Season Highlights

Won two events (World Golf Championships-HSBC Champions, Sentry Tournament of Champions) and finished No. 2 in the FedExCup standings, advancing to the TOUR Championship for the third time in his third season as a member. Won multiple events in a season for the second time in his career, having also won twice during his rookie season (2016-17). Became one of four players to finish in the top 15 of the FedExCup standings in each season from 2016-17 to 2018-19, joining Brooks Koepka, Hideki Matsuyama and Justin Thomas. Led the FedExCup standings for a total of 12 weeks and finished the Regular Season inside the Wyndham Rewards Top 10 (No. 4). Recorded six top-10s, including top-three results in two major championships, and made 18 cuts in 21 starts.

## PGA TOUR

**World Golf Championships-HSBC Champions** - In his third start of the season, won his third career PGA TOUR victory and first World Golf Championships title in a playoff at the World Golf Championships-HSBC Champions in Shanghai, China. Earned the victory in his 60th TOUR start at the age of 25 years, 3 days. Began the final round at Sheshan International Golf Club three shots behind 54-hole leader Tony Finau and posted the low round of the day, a 4-under 68, to enter a playoff with Finau who closed with a 71. Birdied the first extra hole to defeat Finau in his first PGA TOUR playoff. **Sentry Tournament of Champions** - Entering the final round of the Sentry Tournament of Champions trailing Gary Woodland by five strokes, recorded an 11-under 62 to win by one shot. Victory was his fourth on the PGA TOUR and came at the age of 25 years, 2 months, 12 days. Became the first player to win in back-to-back starts since Bryson DeChambeau in the 2017-18 FedExCup Playoffs (2018 THE NORTHERN TRUST, 2018 Dell Technologies Championship). Five strokes represented the largest 54-hole margin overcome to win on TOUR since Bubba Watson at the 2018 Travelers Championship (6) and largest in tournament history to date (previous: 4/three times; most recent: Stuart Appleby, 2005). Final-round 62 was the low finish by a winner on TOUR since Francesco Molinari at the 2018 Quicken Loans National (62). Holed out for eagle at the par-5 ninth (18 yards) and par-4 12th (107 yards) in the final round, accomplishing the feat on multiple holes for the second time in his career (R4/2016 Sanderson Farms Championship). In the final round, set career-bests in 18-hole score (62), Strokes Gained: Approach the Green (3.703) and Strokes Gained: Total (7.727). **Farmers Insurance Open** - Made the cut for the first time in his hometown event, the Farmers Insurance Open. Finished T25 at Torrey Pines, his first time playing the weekend in four starts. **Waste Management Phoenix Open** - In his second start at the Waste Management Phoenix Open, finished T10 with four others at 10-under 274. Tied Sungjae Im for best Scrambling percentage in the field (86.36%). **Masters Tournament** - After opening with a 1-over 73, recorded rounds of 65-70-68 to finish T2 at the Masters Tournament with Dustin Johnson and Brooks Koepka. Represented third top-five in eight starts at major championships (T5/2017 U.S. Open, T2/2018 The Open Championship, T2/2019 Masters Tournament). Led the field with 25 birdies, becoming the third player since 1980 to have 25 or more birdies in a single Masters, joining Phil Mickelson (25/2001) and Jordan Spieth (28/2015). **U.S. Open** - Opened the U.S. Open with a 66 en route to a T3 result. Represented fourth top-five finish in 10th major championship start. Was the only player in the field to record two scores of 67 or better (66/R1, 67/R4). **TOUR Championship** - Shot an opening-round 64 en route to a solo-second at the TOUR Championship, his third top-10 in his third start at the event dating to his victorious debut in 2017. Made a hole-in-one at the par-3 ninth in the third round, the first ace of his PGA TOUR career and fifth in tournament history. Represented the fourth runner-up of his career in his 78th start.

## Career Records

PGA TOUR (Playoff Record: 1-0)												
Season	Events	Rounds	1st	2nd	3rd	Top 10	Top 25	Cuts Made	Cuts Missed	WD	FedExCup Rank	Earnings
<b>Total:</b>	<b>78</b>	<b>264</b>	<b>4</b>	<b>4</b>	<b>3</b>	<b>17</b>	<b>37</b>	<b>60</b>	<b>18</b>			<b>\$13,969,668</b>
2019	21	74	2	2	1	6	14	18	3		2	\$5,609,456
2018	27	93		2	2	7	12	22	5		15	\$4,047,538
2017	28	92	2			4	11	20	8		3	\$4,312,674
2016	2	5							2			

(A) - Amateur

Korn Ferry Tour (Playoff Record: 0-0)												
Season	Events	Rounds	1st	2nd	3rd	Top 10	Top 25	Cuts Made	Cuts Missed	WD	Priority Rank	Earnings
<b>Total:</b>	<b>25</b>	<b>81</b>			<b>2</b>	<b>4</b>	<b>7</b>	<b>15</b>	<b>10</b>			
2016	23	75			2	4	7	14	9		31	\$191,687
2015	2	6						1	1			\$1,827

(A) - Amateur

## Top Tournaments

PGA TOUR									
	THE PLAYERS Championship	Masters Tournament	PGA Championship	U.S. Open	The Open Championship	WGC-HSBC Champions	WGC-Mexico	WGC-Dell Technologies Match Play	WGC-FedEx St. Jude Inv
2019	CUT	T2	T16	T3	T41	T(P)	T14	T24	T27
2018	T2	T50	T35	T6	T2	T46	T18	T17	68
2017			CUT	T5	T20				T13

FedExCup Playoffs			
	THE NORTHERN TRUST	Dell Technologies Championship	BMW Championship
2019	CUT		T19
2018	CUT	T49	T3
2017	T17	T53	T20

## Personal

- Although born in La Jolla, California, he belongs to four nationalities. His mother is from Chinese Taipei (but grew up in Japan) and his father is half-French and half-German.
- Plays out of Bernardo Heights Country Club in San Diego.
- His father, Stefan, was an elite athlete in Germany before he was hit by a drunk-driver in a head-on collision which ended his dreams of being an Olympic athlete.
- Is part of golf's high school Class of 2011 that includes, among others, Jordan Spieth, Justin Thomas and Daniel Berger.



# Scottie Scheffler

**Height:** 6'3" (1.9 m)  
**Weight:** 200 (91 kg)  
**Age:** 23 (June 21, 1996)  
**Birthplace:** Dallas, Texas  
**Residence:** Dallas, Texas  
**Family:** Single

**Education:** University of Texas (2018, Finance)  
**Turned Professional:** 2018  
**City plays from:** Dallas, TX, United States

## Exempt Status

Top points earner from 2019 Korn Ferry Tour (thru 2019-20)

## Career Victories

### Korn Ferry Tour Victories (2):

**2019 (2)** Evans Scholars Invitational, Nationwide Children's Hospital Championship.

## Player Statistics

**Career Low Round:** 67 - 2019 AT&T Byron Nelson (Round 1)

**Career High FedExCup Rank:**

**Career High Official World Golf Rank:** #91 : 2019 TOUR Championship

**Career Largest Paycheck:** \$90,500 : 2019 Valero Texas Open (Finished T20)

## 2018-19 Season Highlights

Won twice on the Korn Ferry Tour and secured fully exempt PGA TOUR status for the 2019-20 season, leading the Korn Ferry Tour in combined points earned in the Regular Season and Finals. Finished the Regular Season No. 3 in the points list after earning a victory at the Evans Scholars Invitational and went on to win the first of three Finals events (Nationwide Children's Hospital Championship). In all, collected a Tour-best 10 top-10s and made 16 cuts in 20 starts. Led the Korn Ferry Tour in Par-5 Scoring Average (4.44).

### Korn Ferry Tour

**The Bahamas Great Abaco Classic at The Abaco Club** - Eagled the first hole during the final round on his way to an even-par 72 to finish solo-seventh at 3-under 285. The finish was his best in three career starts on the Korn Ferry Tour. **Country Club de Bogota Championship** - Followed up a solo-seventh finish in Abaco with a T5 finish in Bogota. A final-round 67 propelled him to his career-best finish on the Korn Ferry Tour. **Savannah Golf Championship** - Earned the best finish of his Korn Ferry Tour career with a solo-second-place effort, falling one shot shy of winner Dan McCarthy. Used rounds of 65-67 on Friday and Saturday to earn a share of the 54-hole lead. **Robert Trent Jones Golf Trail Championship** - Finished fifth at 11-under at the Robert Trent Jones Golf Trail Championship, his second straight top-five finish and fourth top-10 of the year. **Dormie Network Classic at Briggs Ranch** - Used rounds of 66-69 over the week to finish T7 in San Antonio, his third straight top-10 and fifth of the season. **Nashville Golf Open Benefitting the Snedeker Foundation** - Used a final-round 8-under 64 to battle back from a seven-stroke deficit to force a playoff Robby Shelton, eventually finishing in solo-second. The second place result was good enough to ensure him a PGA TOUR card for the 2019-20 season. **Evans Scholars Invitational** - Claimed his first Korn Ferry Tour title at the 2019 Evans Scholars Invitational. Used a final-round 9-under 63 to erase a six-stroke deficit on Sunday to force a playoff with 54-hole leader Marcelo Roza, winning with a birdie on the second extra hole. **Wichita Open Supporting Wichita's Youth** - Used four rounds under par to finish T7 at Crestview Country Club. The finish was good for his eighth top-10 of the 2019 Korn Ferry Tour season. **Nationwide Children's Hospital Championship** - Earned his second victory of the season at the Nationwide Children's Hospital Championship after posting a final-round 4-under 67 to claim the title at 12-under 272. Held off a trio players including Brendon Todd, Beau Hossler and Ben Taylor to earn the two-stroke victory. **Korn Ferry Tour Championship presented by United Leasing & Finance** - Used a T7 finish at Victoria National Golf Club to claim the top spot in The Finals 25 and combined Regular Season points list to earn fully exempt status on the 2019-20 PGA TOUR and an exemption into the 2020 PLAYERS Championship.

## National Team Selections

**Walker Cup** : 2017 **Eisenhower Trophy** : 2016

## Career Records

PGA TOUR (Playoff Record: 0-0)												
Season	Events	Rounds	1st	2nd	3rd	Top 10	Top 25	Cuts Made	Cuts Missed	WD	FedExCup Rank	Earnings
<b>Total:</b>	<b>11</b>	<b>32</b>					<b>2</b>	<b>6</b>	<b>5</b>			
2019	4	14					1	3	1			
2018	2	4						1	1			
	1 (A)	2							1			
2017	1 (A)	4						1				
2016	1 (A)	2							1			
2014	2 (A)	6					1	1	1			
(A) - Amateur												

Korn Ferry Tour (Playoff Record: 1-1)												
Season	Events	Rounds	1st	2nd	3rd	Top 10	Top 25	Cuts Made	Cuts Missed	WD	Priority Rank	Earnings
<b>Total:</b>	<b>21</b>	<b>74</b>	<b>2</b>	<b>2</b>		<b>10</b>	<b>11</b>	<b>16</b>	<b>5</b>			
2019	20	72	2	2		10	11	16	4		1	\$565,338
2018	1	2							1			
(A) - Amateur												

## Top Tournaments

PGA TOUR	THE PLAYERS Championship	Masters Tournament	PGA Championship	U.S. Open	The Open Championship	WGC-HSBC Champions	WGC-Mexico	WGC-Dell Technologies Match Play	WGC-FedEx St. Jude Inv
2019				CUT					
2017				T27					
2016				CUT					

## Personal

- Born and raised in Dallas, Texas. Won three straight individual state titles, joining Jordan Spieth as the only players to accomplish that feat at the time.
- Has three sisters: Callie, Sara and Molly. Callie played golf at Texas A&M and caddied for her brother as he competed in U.S. Opens as an amateur.
- Played collegiate golf at the University of Texas where his teammates included Beau Hossler, Kramer Hickok and Doug Ghim.
- Is involved with Triumph Over Kid Cancer, an organization started by his childhood friend, James Ragan, who passed away at the age of 20.
- Loves to play pickup basketball.



# Adam Schenk

**Height:** 6'2" (1.88 m)  
**Weight:** 190 (86 kg)  
**Age:** 27 (January 26, 1992)  
**Birthplace:** Vincennes, Indiana  
**Residence:** Vincennes, Indiana  
**Family:** Wife, Kourtney

**Education:** Purdue University (2014, Management)  
**Special Interests:** Ping-pong, basketball.  
**Turned Professional:** 2015  
**City plays from:** Vincennes, IN, United States

## Exempt Status

Top 125 in 2018-19 FedExCup standings (thru 2019-20)

## Career Victories

### Korn Ferry Tour Victories (1):

**2017 (1)** Lincoln Land Charity Championship.

## Player Statistics

**Career Low Round:** **64** - 2018 RBC Canadian Open (Round 1)

**Career High FedExCup Rank:** **#14** : 2019 Safeway Open

**Career High Official World Golf Rank:** **#208** : 2019 THE NORTHERN TRUST

**Career Largest Paycheck:** \$203,036 : 2019 Valero Texas Open (Finished 7)

## 2018-19 Season Highlights

In second season on the PGA TOUR, qualified for the FedExCup Playoffs for the first time at No. 71 in the standings (two points shy of qualifying for the BMW Championship). Made 20 of 31 cuts and recorded three top-10s, highlighted by a T6 at the John Deere Classic.

## PGA TOUR

**Sanderson Farms Championship** - Following rounds of 70-68-70 at the Sanderson Farms Championship, closed with a bogey-free, final-round 5-under 67. Finished T7 with six others at 13-under 275. **Valero Texas Open** - Posted four sub-par sores at the Valero Texas Open, highlighted by a 6-under 66 in round two, to finish T7 at 12-under 276. Led the field in Strokes Gained: Putting (1.810 per round).

## Career Records

### PGA TOUR (Playoff Record: 0 - 0)

Season	Events	Rounds	1st	2nd	3rd	Top 10	Top 25	Cuts Made	Cuts Missed	WD	FedExCup Rank	Earnings
<b>Total:</b>	<b>59</b>	<b>180</b>				<b>4</b>	<b>12</b>	<b>34</b>	<b>25</b>			
2019	31	100				3	9	20	11		71	\$1,257,158
2018	28	80				1	3	14	14		157	\$474,923

(A) - Amateur

### Korn Ferry Tour (Playoff Record: 1 - 0)

Season	Events	Rounds	1st	2nd	3rd	Top 10	Top 25	Cuts Made	Cuts Missed	WD	Priority Rank	Earnings
<b>Total:</b>	<b>53</b>	<b>174</b>	<b>1</b>	<b>2</b>		<b>11</b>	<b>21</b>	<b>35</b>	<b>17</b>	<b>2</b>		<b>\$530,148</b>
2018	4	16		1		3	3	4			12	\$125,798
2017	25	84	1			5	9	18	7	1	26	\$252,022
2016	24	74		1		3	9	13	10	1	56	\$152,327

(A) - Amateur

### FedExCup Playoffs

THE NORTHERN TRUST	Dell Technologies Championship	BMW Championship	TOUR Championship
2019 T24			

## Personal

- Affiliated with Crooked Stick Golf Club in Carmel, Indiana, site of the 1991 PGA Championship.
- His hobbies include ping-pong and basketball.
- Indianapolis Colts, Indiana Pacers and St. Louis Cardinals are his favorite professional teams.
- Grew up on a farm. One of his sponsors is the Illiana Watermelon Association, and he supports the Indiana and Illinois Watermelon growers, shippers and packers.



# Charl Schwartzel (CHAR-ul SCHWORT-zul)

**Height:** 5'11" (1.8 m)  
**Weight:** 160 (73 kg)  
**Age:** 35 (August 31, 1984)  
**Birthplace:** Johannesburg, South Africa  
**Residence:** Vereeniging, South Africa  
**Family:** Wife, Rosalind; Olivia, Jordan

**Special Interests:** Helicopters, cars  
**Turned Professional:** 2002  
**City plays from:** Johannesburg, South Africa

## Exempt Status

Major Medical Extension

## Career Victories

### PGA TOUR Victories (2):

**2011 (1)** Masters Tournament. **2016 (1)** Valspar Championship.

### International Victories (13):

**2004** Alfred Dunhill Championship [Eur]. **2007** Open de Espana [Eur]. **2008** Madrid Masters [Eur]. **2010** Africa Open [Eur]. **2010** Joburg Open [Eur]. **2011** Joburg Open [Eur]. **2012** Alfred Dunhill Championship [Eur]. **2013** Alfred Dunhill Championship [Eur]. **2015** Alfred Dunhill Championship [Eur]. **2016** Tshwane Open [Eur]. **2006** Vodacom Tour Championship [SAf]. **2012** Thailand Golf Championship [Asia]. **2013** Nanshan China Masters [OneAsia].

## 2018-19 Season Highlights

Made just 13 starts due to a wrist injury, earning one top-10 and making four cuts to finish the season No. 192 in the FedExCup standings and miss the FedExCup Playoffs for the first time since joining the TOUR in 2011. Entered the 2019-20 season on a Major Medical Extension with 12 starts available to earn 262 points to equal No. 125 on the 2018-19 FedExCup points list (Pat Perez/376 points).

## National Team Selections

**Presidents Cup :** 2011, 2013, 2015, 2017 **World Cup :** 2011

## Career Records

PGA TOUR (Playoff Record: 1 - 0)													
Season	Events	Rounds	1st	2nd	3rd	Top 10	Top 25	Cuts Made	Cuts Missed	WD	FedExCup Rank	Earnings	
<b>Total:</b>	<b>194</b>	<b>635</b>	<b>2</b>	<b>3</b>	<b>6</b>	<b>33</b>	<b>77</b>	<b>150</b>	<b>43</b>	<b>2</b>		<b>\$17,198,023</b>	
2019	13	32				1	2	4	8		192	\$232,725	
2018	20	58		1	1	3	3	13	7		105	\$1,710,179	
2017	18	60		1	1	3	6	15	3	1	44	\$2,156,036	
2016	19	70	1			5	12	18	1		25	\$2,936,027	
2015	19	63			1	3	4	15	4		108	\$1,209,528	
2014	18	62				5	11	15	3		43	\$1,997,482	
2013	19	68			2	5	13	17	2		27	\$2,256,723	
2012	16	54				2	7	13	3		61	\$1,138,844	
2011	15	56	1			3	10	15			32	\$2,604,558	
2010	11	36		1	1	3	6	9	2				
2009	6	16					1	4	2				
2008	1	4						1					
2007	6	20						4	2				
2006	8	26					1	6	2				
2005	4	8						1	3				
2003	1	2							1				

(A) - Amateur

## Top Tournaments

PGA TOUR									
	THE PLAYERS Championship	Masters Tournament	PGA Championship	U.S. Open	The Open Championship	WGC-HSBC Champions	WGC-Mexico	WGC-Dell Technologies Match Play	WGC-FedEx St. Jude Inv
2019	CUT	CUT							
2018	T2	CUT	T42	CUT	CUT	T50	T48	T36	T31
2017	CUT	3	T48	CUT	T62	T30	T38	T17	T24
2016		CUT	T42	T23	T18	T35	T17	T18	T7
2015	T51	T38	T37	7	T68	T64	T44	T9	T31
2014	T48	CUT	T15	CUT	T17		T17	T17	T4
2013	T55	T25	CUT	T4	T15		T16	T33	T21
2012		T50	T59	T38	CUT		T4	T17	T24
2011	T26	1	T12	T9	T16	T4	T24	T17	T53
2010	CUT	T30	T18	T16	T14	T16	2	T9	T58
2009			T43	CUT	CUT			T17	
2008			T52						
2007	T58		CUT	T30	CUT		T35		
2006			CUT	T48	T22		T41		T36
2005					CUT		T18		
2003					CUT				

FedExCup Playoffs			
	THE NORTHERN TRUST	Dell Technologies Championship	BMW Championship
2018	CUT		
2017	T29	T25	T27
2016	T53	70	T4
2015	CUT		T10
2014	T30	T43	T12
2013	T25	T22	T8
2012	T24	T47	T28
2011		T21	T42

## Player Statistics

**Career Low Round:** 63 - 2018 PGA Championship (Round 2)

**Career High FedExCup Rank:** #6 : 2016 Frys.com Open

**Career High Official World Golf Rank:** #6 : 2012 Transitions Championship

**Career Largest Paycheck:** \$1,440,000 : 2011 Masters Tournament (Finished 1)

## Personal

- Owns a farm in South Africa.
- Enjoys watersports, skiing and clay pigeon shooting.
- Says his idol is Angus Buchan, a farmer "who gave his life to God."



# Adam Scott

**Height:** 6'0" (1.83 m)  
**Weight:** 180 (82 kg)  
**Age:** 39 (July 16, 1980)  
**Birthplace:** Adelaide, Australia  
**Residence:** Crans sur Sierre, Switzerland  
**Family:** Wife, Marie; Bo Vera, Byron

**Education:** University of Nevada-Las Vegas  
**Special Interests:** Music, design, architecture, photography, surfing, watches  
**Turned Professional:** 2000  
**City plays from:** Gold Coast, Queensland, Australia

## Exempt Status

Tournament winner (thru 2020-21)

## Career Victories

### PGA TOUR Victories (13):

**2003** (1) Deutsche Bank Championship. **2004** (2) THE PLAYERS Championship, Booz Allen Classic. **2006** (1) THE TOUR Championship presented by Coca-Cola. **2007** (1) Shell Houston Open. **2008** (1) EDS Byron Nelson Championship. **2010** (1) Valero Texas Open. **2011** (1) World Golf Championships-Bridgestone Invitational. **2013** (2) Masters Tournament, The Barclays. **2014** (1) Crowne Plaza Invitational at Colonial. **2016** (2) The Honda Classic, World Golf Championships-Cadillac Championship.

### International Victories (13):

**2001** Alfred Dunhill PGA Championship [SAf]. **2002** Qatar Masters [Eur]. **2002** Gleneagles Scottish PGA Championship [Eur]. **2003** Scandic Carlsberg Scandinavian Masters [Eur]. **2005** Johnnie Walker Classic [Eur]. **2008** Commercialbank Qatar Masters [Eur]. **2005** Singapore Open [Asia]. **2006** Singapore Open [Asia]. **2010** Barclays Singapore Open [Asia]. **2009** Australian Open [Aus]. **2012** Talisker Masters [Aus]. **2013** Australian PGA Championship [Aus]. **2013** Talisker Masters [Aus].

### Other Victories (3):

**2013** PGA Grand Slam of Golf. **2013** ISPS Handa World Cup [with Jason Day]. **2005** Nissan Open [unofficial, 36 holes].

## 2018-19 Season Highlights

Qualified for the FedExCup Playoffs for the 13th time, advancing to the TOUR Championship for the eighth time in the FedExCup era and ending the season No. 6 in the FedExCup standings. Became one of nine players to qualify for the Playoffs in each of the first 13 seasons of the FedExCup era. Represented third result inside the top 10 of the FedExCup standings and his best since finishing No. 4 in 2015-16, also earning his most top-10s (9) since that season. Collected two runner-up finishes and made 14 cuts in 18 starts.

## PGA TOUR

**THE CJ CUP @ NINE BRIDGES** - Closed THE CJ CUP @ NINE BRIDGES with a final-round 9-under 63 to move up 32 spots on the leaderboard and finish T10. **Farmers Insurance Open** - In his tournament debut at the Farmers Insurance Open, finished runner-up to Justin Rose, his best finish on TOUR since his 2016 win at the World Golf Championships-Mexico Championship. Playing in the final group on Sunday and three shots behind Rose, birdied his last four holes to finish second at 19-under 269. With check of \$766,800, became first Australian to surpass \$50 million in career earnings on TOUR (\$50,184,193). **Genesis Open** - Opened the Genesis Open with scores of 66-65 to hold a share of the 36-hole lead before finishing T7. **PGA Championship** - Finished T8 at the PGA Championship, his second consecutive and sixth total top-10 at the event. Second-round 64 was third career 64-or-better in a major and first since the 2015 U.S. Open (64/R4). **the Memorial Tournament presented by Nationwide** - Shot 17-under to finish solo-second at the Memorial Tournament presented by Nationwide. Marked his fourth top-five in 12 starts at Muirfield Village. Played the par 5s in 12-under, tied for best in the field. **THE NORTHERN TRUST** - Shot 13-under to finish fifth at THE NORTHERN TRUST, his third top-five finish in his last three starts at the event. Tied Kevin Tway for the low score in the final round (65). **BMW Championship** - Finished T9 at the BMW Championship, earning his 17th top-10 in the FedExCup Playoffs since the inception of the FedExCup in 2007, a mark only Dustin Johnson reached earlier.

## National Team Selections

**Presidents Cup** : 2003, 2005, 2007, 2009, 2011, 2013, 2015, 2017 **World Cup** : 2001, 2002, 2013, 2016

## Career Records

PGA TOUR (Playoff Record: 4-0)												
Season	Events	Rounds	1st	2nd	3rd	Top 10	Top 25	Cuts Made	Cuts Missed	WD	FedExCup Rank	Earnings
<b>Total:</b>	<b>320</b>	<b>1099</b>	<b>13</b>	<b>13</b>	<b>11</b>	<b>97</b>	<b>163</b>	<b>263</b>	<b>57</b>	<b>1</b>		<b>\$53,170,434</b>
2019	18	61		2		9	12	14	4		6	\$4,084,541
2018	21	78			1	3	8	18	51		51	\$2,237,641
2017	16	58				4	9	13	3		79	\$1,695,144
2016	20	76	2	2		9	14	20			4	\$6,473,090
2015	15	48				3	5	11	4		106	\$1,382,365
2014	17	68	1		1	10	16	17			12	\$4,098,588
2013	16	60	2		2	6	10	16			4	\$4,892,611
2012	16	58		1	1	5	11	15	1		25	\$2,899,557
2011	18	59	1	1	1	7	10	14	4		16	\$3,764,797
2010	20	68	1			4	8	16	4		19	\$2,489,402
2009	19	52		1		1	2	9	10		110	\$783,138
2008	15	49	1			3	7	13	2	1	40	\$1,979,160
2007	19	68	1	1		6	10	17	2		12	\$3,413,185
2006	19	68	1	3	3	10	14	17	2			\$4,978,858
2005	19	68		1		6	8	18	1			\$2,592,255
2004	16	52	2	1	1	7	8	12	4			\$3,724,984
2003	14	46	1		1	2	6	11	3			\$1,238,736
2002	10	30				2	4	7	3			
2001	6	20					1	4	2			
2000	6	12						1	5			

(A) - Amateur

## Top Tournaments

PGA TOUR									
THE PLAYERS Championship	Masters Tournament	PGA Championship	U.S. Open	The Open Championship	WGC-HSBC Champions	WGC-Mexico	WGC-Dell Technologies Match Play	WGC-FedEx St. Jude Inv	
2019 T12	T18	T8	T7	CUT	T18			T40	
2018 T11	T32	3	CUT	T17	T50			T57	
2017 T6	T9	T61	CUT	T22	T14	T45		T13	
2016 T12	T42	T18	T18	T43	70	1	T28	T10	
2015 T38	T38	CUT	T4	T10	T12	T4	T52	T45	
2014 T38	T14	T15	T9	T5		T25		T8	
2013 T19	T(P)	T5	T45	T3		T3	T33	T14	
2012 T15	T8	T11	T15	2	8	T13	T33	T45	
2011 CUT	T2	7	CUT	T25	T11	T6	T33	1	
2010 T26	T18	T39	CUT	T27	T25	T50	T17	T9	
2009 CUT	CUT	CUT	T36	CUT		T66	T33	T51	
2008 T54	T25	CUT	T26	T16		T19	T17	T56	
2007 T6	T27	T12	CUT	T27		T61	T33	T36	
2006 T53	T27	T3	T21	T8		T2	T17	T10	
2005 T8	T33	T40	T28	T34		T29	T5	T36	
2004 1	CUT	T9	CUT	T42		T36	T9	T55	
2003 T17	T23	T23	CUT	CUT		T40	3	T64	
2002 CUT	T9	T23	CUT	CUT		T39	T17		
2001		CUT		T47					
2000				CUT					

FedExCup Playoffs			
THE NORTHERN TRUST	Dell Technologies Championship	BMW Championship	TOUR Championship
2019 5		T9	6
2018 T5	T49	T51	
2017	CUT		
2016 T4	4	T4	T8
2015 CUT			
2014 T15	T16	T8	T9
2013 1	T53	T28	T14
2012 62	T7	T6	T9
2011 T67	T8	T37	T6
2010 T9	T5	T15	27
2009 T58			
2008 CUT	T73	T50	
2007 T14	T17	4	T26

## Personal

- Golf hero is countryman Greg Norman, who along with former coach Butch Harmon, urged him to play several seasons on the European Tour.
- First coach was his father Phil, a former club pro.
- Has residences in the Bahamas and Switzerland.
- Married wife, Marie, in a surprise ceremony in the Bahamas after the 2014 Masters.



# Chase Seiffert (SIGH-furt)

**Height:** 6'3" (1.91 m)  
**Weight:** 200 (91 kg)  
**Age:** 28 (August 12, 1991)  
**Birthplace:** Panama City, Florida  
**Residence:** Panama City, Florida  
**Family:** Single

**Education:** Florida State University (2013, Sociology)  
**Turned Professional:** 2013  
**City plays from:** Panama City Beach, FL, United States

## Exempt Status

Top 50 from 2019 Korn Ferry Tour (thru 2019-20)

## Career Victories

None.

## Player Statistics

**Career Low Round:** 64 - 2018 Travelers Championship (Round 4)

**Career High FedExCup Rank:**

**Career High Official World Golf Rank:** #235 : 2019 BMW Championship

**Career Largest Paycheck:** \$189,000 : 2018 Travelers Championship (Finished T9)

## 2018-19 Season Highlights

Secured PGA TOUR membership for the first time by finishing No. 15 on the Korn Ferry Tour Regular Season points list and entered the 2019-20 season 26th in the final priority ranking. Finished the Korn Ferry Tour season with five top-10s and 15 made cuts in 21 starts, highlighted by a runner-up at the Dormie Network Classic at Briggs Ranch.

### Korn Ferry Tour

**Robert Trent Jones Golf Trail Championship** - Held a share of the first-round lead with a 7-under 65 at the Robert Trent Jones Golf Trail Championship before finishing T57. **Dormie Network Classic at Briggs Ranch** - Earned a career best T2 at the Dormie Network Classic at Briggs Ranch with a 21-under total, five shots shy of winner Xinjun Zhang. Recorded 71 bogey-free holes outside of a double-bogey in the second round. **Nashville Golf Open Benefitting the Snedeker Foundation** - Held a share of the lead after the second round in Nashville before finishing T4 at 13-under. **Knoxville Open** - Earned his third consecutive top-10 with a T7 at 11-under 273 at the Knoxville Open. **Lincoln Land Championship presented by LRS** - Carded an ace during a final-round 66 at the Lincoln Land Championship presented by LRS to finish T5 at 13-under, his sixth top-20 finish in a row. **LECOM Health Challenge** - Carded a final-round 9-under 63 to tie the course record and finish T3 at 19-under at the LECOM Health Challenge. The top-10 finish, his fifth of the year, locked up his first PGA TOUR card for the 2019-20 season.

## Career Records

PGA TOUR (Playoff Record: 0 - 0)												
Season	Events	Rounds	1st	2nd	3rd	Top 10	Top 25	Cuts Made	Cuts Missed	WD	FedExCup Rank	Earnings
<b>Total:</b>	<b>6</b>	<b>15</b>				<b>1</b>	<b>1</b>	<b>4</b>	<b>2</b>			
2018	2	6				1	1	1	1			
2017	3	7						3				
2013	1	2							1			

(A) - Amateur

Korn Ferry Tour (Playoff Record: 0 - 0)												
Season	Events	Rounds	1st	2nd	3rd	Top 10	Top 25	Cuts Made	Cuts Missed	WD	Priority Rank	Earnings
<b>Total:</b>	<b>32</b>	<b>104</b>		<b>1</b>	<b>1</b>	<b>6</b>	<b>12</b>	<b>20</b>	<b>12</b>			
2019	21	72		1	1	5	10	15	6		26	\$198,842
2018	5	16				1	1	3	2		62	\$31,551
2014	2	4							2			
2013	4	12					1	2	2			\$13,299

(A) - Amateur

## Personal

- Began collegiate career at Central Alabama Community College before transferring to Florida State University where his teammates included Brooks Koepka, Daniel Berger and Hank Leblond.
- As an amateur, became the first player to capture the "Florida Triple Crown," winning the Florida Amateur, Florida Open and Florida Match Play Championship all in the same year.
- When not playing golf, enjoys fishing and being outdoors.



# John Senden

**Height:** 6'4" (1.93 m)  
**Weight:** 200 (91 kg)  
**Age:** 48 (April 20, 1971)  
**Birthplace:** Brisbane, Queensland, Australia  
**Residence:** Brisbane, Queensland, Australia  
**Family:** Wife, Jackie; Jacob

**Special Interests:** Spending time with family, bike riding, fishing  
**Turned Professional:** 1992  
**City plays from:** Brisbane, Australia

## Exempt Status

300 PGA TOUR career cuts made (thru 2019-20)

## Career Victories

### PGA TOUR Victories (2):

**2006 (1)** John Deere Classic. **2014 (1)** Valspar Championship.

### International Victories (4):

**1998** Interlaken Open [EurChall]. **1998** Alliance Open [EurChall]. **2006** Australian Open [Aus].

## National Team Selections

**World Cup :** 2006

## Career Records

PGA TOUR (Playoff Record: 0 - 0)												
Season	Events	Rounds	1st	2nd	3rd	Top 10	Top 25	Cuts Made	Cuts Missed	WD	FedExCup Rank	Earnings
<b>Total:</b>	<b>451</b>	<b>1493</b>	<b>2</b>	<b>4</b>	<b>1</b>	<b>43</b>	<b>124</b>	<b>312</b>	<b>139</b>			
2019	16	43						8	8		229	\$99,419
2018	7	20						4	3		224	\$68,604
2017	14	40						5	9		209	\$104,044
2016	28	86				1	8	16	12		88	\$999,841
2015	24	75				3	6	16	8		73	\$1,422,033
2014	27	99	1			5	9	22	5		23	\$2,856,685
2013	25	78					3	16	9		109	\$667,027
2012	22	78				5	11	19	3		30	\$1,916,651
2011	26	94		1		3	14	20	6		13	\$2,294,811
2010	30	103				2	10	21	9		50	\$1,274,058
2009	29	100		1		7	11	22	7		24	\$2,305,492
2008	28	92		1		3	8	20	8		41	\$1,269,083
2007	27	97		1	1	5	8	21	6		54	\$1,899,558
2006	28	93	1			3	10	20	8			\$1,650,674
2005	29	99				3	6	21	8			\$855,325
2004	28	96				2	7	21	7			\$698,203
2003	33	107					5	22	11			\$601,670
2002	30	93				1	8	18	12			\$578,613

(A) - Amateur

Korn Ferry Tour (Playoff Record: 0 - 0)												
Season	Events	Rounds	1st	2nd	3rd	Top 10	Top 25	Cuts Made	Cuts Missed	WD	Priority Rank	Earnings
<b>Total:</b>	<b>5</b>	<b>12</b>						<b>1</b>	<b>4</b>			
2018	5	12						1	4		113	\$3,155

(A) - Amateur

## Top Tournaments

PGA TOUR	THE PLAYERS Championship	Masters Tournament	PGA Championship	U.S. Open	The Open Championship	WGC-HSBC Champions	WGC-Mexico	WGC-Dell Technologies Match Play	WGC-FedEx St. Jude Inv
2016	CUT		T18						
2015	T8	T38	CUT	T14	T40	T35	T31	T5	
2014	T26	T8	CUT	CUT	T58				T26
2013	T43	T35	T70	T15	CUT		T20	T33	
2012	CUT	CUT	T32	T10	T34	T28	T6	T9	T16
2011	CUT		T19	T30		19			
2010	CUT	CUT	CUT	CUT	T48		T11		
2009	T37	CUT	CUT		CUT				
2008	CUT	CUT	T42					T33	
2007	T52		T4		T45				45
2006	CUT		CUT		T35				
2005	T22								
2004	T58			CUT					
2003	CUT								
2002					CUT				

FedExCup Playoffs			
THE NORTHERN TRUST	Dell Technologies Championship	BMW Championship	TOUR Championship
2016	T31		
2015	T33		
2014	T5	T23	26
2013	T62		
2012	T19	T56	26
2011	CUT	2	25
2010	T15	T63	
2009	T64	T20	T10
2008	T31	T50	
2007	CUT	T52	

## Personal

- Was entered in the two-man team event at the 2017 Zurich Classic of New Orleans with fellow Australian Rod Pamplung but withdrew early before the tournament began for personal reasons. Announced later in the week that he was taking an indefinite break from the TOUR as his 13-year-old son, Jacob, was battling a brain tumor.
- If he weren't playing golf, he would be "working on the sheep and cattle station owned by the in-laws."
- Remains an avid supporter of the Brisbane Broncos' rugby league team.



# Robby Shelton

**Height:** 6'0" (1.83 m)  
**Weight:** 190 (86 kg)  
**Age:** 24 (August 25, 1995)  
**Birthplace:** Mobile, Alabama  
**Residence:** Birmingham, Alabama  
**Family:** Single

**Education:** University of Alabama  
**Special Interests:** Fishing, Bow hunting  
**Turned Professional:** 2016  
**City plays from:** Wilmer, AL, United States

## Exempt Status

Top 50 from 2019 Korn Ferry Tour (thru 2019-20)

## Career Victories

### Korn Ferry Tour Victories (2):

**2019 (2)** Nashville Golf Open Benefitting the Snedeker Foundation, Knoxville Open.

### Mackenzie Tour-PGA TOUR Canada Victories (1):

**2017 (1)** GolfBC Championship.

### Other Victories (1):

**2017** GolfBC Championship.

## 2018-19 Season Highlights

Won twice on the Korn Ferry Tour (Nashville Golf Open, Knoxville Open) and earned PGA TOUR membership by finishing No. 2 on the Korn Ferry Tour Regular Season points list, entering the 2019-20 season fourth in the final priority ranking. Collected five top-10 results and made 14 cuts in 22 starts on the season.

## Korn Ferry Tour

**Robert Trent Jones Golf Trail Championship** - Co-led after the first round and led after the second and third rounds before falling in a playoff to Lanto Griffin to finish runner-up at 15-under 273 at the Robert Trent Jones Golf Trail Championship. The solo runner-up finish was the highest finish of his career after a T2 at the 2018 BMW Charity Pro-Am presented by SYNEX Corporation. **Dormie Network Classic at Briggs Ranch** - Continued his strong play with a T4 at the Dormie Network Classic at Briggs Ranch after a solo-second the week prior. Fired rounds of 65-66 over the weekend to crack the top-10 in The 25. **Nashville Golf Open Benefitting the Snedeker Foundation** - Led after the first and third rounds at Nashville Golf and Athletic Club. Opened with four straight bogeys in his final round before converting an up-and-down for birdie on his 72nd hole to force a playoff with Scottie Scheffler. A birdie on the first playoff hole secured his maiden Korn Ferry Tour victory and secured his PGA TOUR card for 2019-20 season. **Knoxville Open** - Won his second Korn Ferry Tour title (in three tournaments) at the Knoxville Open by one stroke at 15-under 269 with a final-round even-par 71. With the second win 14 days apart, became the first player to win within 14 days on the Korn Ferry Tour since Michael Putnam in 2013. Also became the first player of the 2019 season to earn two victories and rose to the top spot on the Korn Ferry Tour points list. **Lincoln Land Championship presented by LRS** - Held a share of the 54-hole lead at the Lincoln Land Championship presented by LRS before settling for a T8 finish at 12-under. **WinCo Foods Portland Open presented by KraftHeinz** - Carded a first-round 10-under 61 to tie the tournament record at the WinCo Foods Portland Open presented by KraftHeinz before going on to finish T11.

## National Team Selections

**Arnold Palmer Cup** : 2014, 2015 **Aruba Cup** : 2017 **Walker Cup** : 2015

## Career Records

### PGA TOUR (Playoff Record: 0 - 0)

Season	Events	Rounds	1st	2nd	3rd	Top 10	Top 25	Cuts Made	Cuts Missed	WD	FedExCup Rank	Earnings
<b>Total:</b>	<b>14</b>	<b>44</b>			<b>1</b>	<b>1</b>	<b>2</b>	<b>8</b>	<b>6</b>			
2017	8	26					1	5	3			
2016	4	12						2	2			
2015	1 (A)	4			1	1	1	1				
2014	1 (A)	2							1			

(A) - Amateur

### Korn Ferry Tour (Playoff Record: 1 - 1)

Season	Events	Rounds	1st	2nd	3rd	Top 10	Top 25	Cuts Made	Cuts Missed	WD	Priority Rank	Earnings
<b>Total:</b>	<b>46</b>	<b>146</b>	<b>2</b>	<b>2</b>		<b>7</b>	<b>11</b>	<b>28</b>	<b>17</b>	<b>1</b>		
2019	22	71	2	1		5	9	14	7	1	4	\$356,760
2018	22	67		1		2	2	12	10		111	\$105,728
2016	2	8						2				\$2,989

(A) - Amateur

## Top Tournaments

PGA TOUR	THE PLAYERS Championship	Masters Tournament	PGA Championship	U.S. Open	The Open Championship	WGC-HSBC Champions	WGC-Mexico	WGC-Dell Technologies Match Play	WGC-FedEx St. Jude Inv
2014				CUT					

## Personal

- Son of Robert and Deby Shelton. Has three sisters: Haley, Heather and Hunter.
- Obsessed with hunting and fishing and spends his off-season outdoors.
- Competed at the University of Alabama where his grandfather played football before reaching the professional ranks with the Pittsburgh Steelers.



# Webb Simpson

**Height:** 6'2" (1.88 m)  
**Weight:** 185 (84 kg)  
**Age:** 34 (August 8, 1985)  
**Birthplace:** Raleigh, North Carolina  
**Residence:** Charlotte, North Carolina  
**Family:** Wife, Dowd Keith; James, Willow, Wyndham, Mercy, Eden Bee

**Education:** Wake Forest University (2008, Religion)  
**Turned Professional:** 2008  
**City plays from:** Charlotte, NC, United States

## Exempt Status

Winner, THE PLAYERS Championship (thru 2022-23)

## Career Victories

### PGA TOUR Victories (5):

**2011 (2)** Wyndham Championship, Deutsche Bank Championship. **2012 (1)** U.S. Open. **2014 (1)** Shriners Hospitals for Children Open. **2018 (1)** THE PLAYERS Championship.

## 2018-19 Season Highlights

Advanced to the FedExCup Playoffs for the 11th consecutive season, earning his seventh trip to the TOUR Championship and finishing the season in a tie for 16th in the FedExCup standings. Finished second three times (RBC Canadian Open, World Golf Championships-FedEx St. Jude Invitational, Wyndham Championship), one of only two players to collect three or more runner-up finishes on the season, joining Brooks Koepka. Ended the Regular Season inside the Wyndham Rewards Top 10 (No. 9). Led the TOUR in Third-Round Scoring Average (68.32). Earned six top-10s and missed just one cut in 21 starts.

## PGA TOUR

**The RSM Classic** - Finished third in The RSM Classic, one shot out of the Charles Howell III-Patrick Rodgers playoff. Marked the one-year anniversary of withdrawing from The RSM Classic to tend to his father who later passed away. Week was highlighted by a third-round, 7-under 63 to move within three strokes of the 54-hole lead held by Howell. Made six birdies and one bogey in the final round for the third-place showing, his third top-10 in seven starts at The RSM Classic.  
**Masters Tournament** - Tied three others for fifth at the Masters Tournament, his best result in a major championship since winning the 2012 U.S. Open. Had not finished better than T20 in seven prior starts at the event. Third-round 64 tied Tony Finau (R3) and Patrick Cantlay (R3) for the low score of the week. **World Golf Championships-FedEx St. Jude Invitational** - Highlighted by a final-round 6-under 64, finished solo-second at the World Golf Championships-FedEx St. Jude Invitational to claim his best result on TOUR since winning THE PLAYERS Championship in 2018. Represented second career top-five in a WGC and first since the 2013 WGC-Dell Technologies Match Play (T5). **Wyndham Championship** - At 21-under 259, finished one stroke shy of fellow North Carolinian J.T. Poston at the Wyndham Championship. Was hoping to become the 11th multiple winner of the event. By finishing second, picked up the 10th runner-up finish of his career, including the 2018 and 2019 Wyndham Championships. His third runner-up finish in his five most recent starts helped boost him to the ninth spot in the Wyndham Rewards Top 10. Marked the second straight year he moved into the top 10 in the FedExCup standings at the final regular season event of the season. Made his 11th consecutive start in the event, with top-3 finishes the last three starts (3rd/2017, T2/2018, 2nd/2019).

## National Team Selections

**Presidents Cup** : 2011, 2013 **Ryder Cup** : 2012, 2014, 2018 **Walker Cup** : 2007 **Palmer Cup** : 2007

## Career Records

PGA TOUR (Playoff Record: 1 - 4)												
Season	Events	Rounds	1st	2nd	3rd	Top 10	Top 25	Cuts Made	Cuts Missed	WD	FedExCup Rank	Earnings
<b>Total:</b>	<b>283</b>	<b>975</b>	<b>5</b>	<b>10</b>	<b>7</b>	<b>67</b>	<b>130</b>	<b>219</b>	<b>64</b>	<b>2</b>		<b>\$35,315,639</b>
2019	21	78		3	1	6	15	20	1	16		\$4,690,572
2018	26	92	1	1		9	16	23	3	11		\$5,376,417
2017	28	99		1	1	6	12	23	5	17		\$3,209,646
2016	20	70			1	2	7	15	5	84		\$1,450,355
2015	22	78		1		5	8	19	3	48		\$2,046,260
2014	25	84	1		3	9	11	19	6	25		\$3,539,601
2013	25	88		1		5	15	21	4	11		\$2,957,582
2012	22	76			1	7	10	18	4	16		\$3,436,758
2011	26	98	1	3		12	21	23	3	2		\$6,347,353
2010	31	98				2	7	18	13	85		\$972,962
2009	30	94				4	8	17	13	1	62	\$1,249,674
2008	5	14						2	3			
	1 (A)	4						1				
2006	1 (A)	2							1			
(A) - Amateur												

Korn Ferry Tour (Playoff Record: 0 - 1)												
Season	Events	Rounds	1st	2nd	3rd	Top 10	Top 25	Cuts Made	Cuts Missed	WD	Priority Rank	Earnings
<b>Total:</b>	<b>8</b>	<b>26</b>		<b>2</b>		<b>2</b>	<b>4</b>	<b>5</b>	<b>3</b>			
2008	8	26		2		2	4	5	3			\$148,991
(A) - Amateur												

## Top Tournaments

PGA TOUR									
	THE PLAYERS Championship	Masters Tournament	PGA Championship	U.S. Open	The Open Championship	WGC-HSBC Champions	WGC-Mexico	WGC-Dell Technologies Match Play	WGC-FedEx St. Jude Inv
2019	T16	T5	T29	T16	T30		T39	T56	2
2018	1	T20	T19	T10	T12		T37	T29	T24
2017	T16	CUT	T33	T35	T37			T58	
2016		T29	T13	CUT	T39				
2015	T66	T28	T54	T46	T40		T7	T17	T25
2014	CUT	CUT	CUT	T45	CUT		T47	T9	T31
2013	T15	CUT	T25	T32	T64		T20	T5	T14
2012	CUT	T44	CUT	1			T35	T33	
2011	T69		CUT	T14	T16				
2010	CUT								
2009	CUT								

FedExCup Playoffs			
	THE NORTHERN TRUST	Dell Technologies Championship	BMW Championship
2019	T18		T24
2018	T28	T49	T6
2017	T6	T75	T9
2016	T48	CUT	
2015	T30	T44	T64
2014	CUT	T9	T53
2013	T15	T53	T24
2012	CUT	T18	T51
2011	T10	1 (P)	5
2010	T36	CUT	
2009	8	CUT	T61

## Personal

- Attended the same high school (Raleigh Broughton) and college (Wake Forest) as 11-time PGA TOUR and three-time PGA TOUR Champions winner Scott Hoch.
- Grew up playing against Brendon Todd, another PGA TOUR rookie in 2009, during their youth in the Raleigh, N.C., area.
- One of six children.



# Vijay Singh (VEE-jay SING)

**FedExCup Champion:** 2008  
**Height:** 6' 2" (1.88 m)  
**Weight:** 208 (94 kg)  
**Age:** 56 (February 22, 1963)  
**Birthplace:** Lautoka, Fiji  
**Residence:** Ponte Vedra Beach, Florida  
**Family:** Qass Seth

**Special Interests:** Cricket, rugby, soccer, fitness  
**Turned Professional:** 1982  
**City plays from:** Fiji Islands

## Exempt Status

Life Member (thru N/A)

## Career Victories

### PGA TOUR Victories (34):

**1993 (1)** Buick Classic. **1995 (2)** Phoenix Open, Buick Classic. **1997 (2)** Memorial Tournament, Buick Open. **1998 (2)** PGA Championship, Sprint International. **1999 (1)** Honda Classic. **2000 (1)** Masters Tournament. **2002 (2)** Shell Houston Open, THE TOUR Championship presented by Coca-Cola. **2003 (4)** Phoenix Open, EDS Byron Nelson Championship, John Deere Classic, FUNAI Classic at the WALT DISNEY WORLD Resort. **2004 (9)** AT&T Pebble Beach National Pro-Am, Shell Houston Open, HP Classic of New Orleans, Buick Open, PGA Championship, Deutsche Bank Championship, Bell Canadian Open, 84 LUMBER Classic, Chrysler Championship. **2005 (4)** Sony Open in Hawaii, Shell Houston Open, Wachovia Championship, Buick Open. **2006 (1)** Barclays Classic. **2007 (2)** Mercedes-Benz Championship, Arnold Palmer Invitational presented by MasterCard. **2008 (3)** World Golf Championships-Bridgestone Invitational, The Barclays, Deutsche Bank Championship.

### PGA TOUR Champions Victories (4):

**2017 (1)** Bass Pro Shops Legends of Golf at Big Cedar Lodge. **2018 (3)** Toshiba Classic, Constellation SENIOR PLAYERS Championship, Charles Schwab Cup Championship.

### International Victories (22):

**1984** Malaysian PGA Championship [Asia]. **1992** Malaysian Open [Asia]. **1995** Passport Open [Asia]. **2001** Carlsberg Malaysian Open [Asia]. **2001** Caltex Singapore Masters [Asia]. **2007** Kolon-Hana Bank Korea Open [Asia]. **1989** Ivory Coast Open [Afr]. **1989** Nigerian Open [Afr]. **1989** Volvo Open di Firenze [Eur]. **1990** El Bosque Open [Eur]. **1992** Turespana Masters Open de Andalucia [Eur]. **1992** Volvo German Open [Eur]. **1994** Scandinavian Masters [Eur]. **1994** Lancome Trophy [Eur]. **1997** Toyota World Match Play Championship [Eur]. **1989** Zimbabwe Open [SAf]. **1993** Bells Cup [SAf]. **1997** South African Open [SAf].

### Other Victories (3):

**2008** Chevron World Challenge. **2003** Telus Skins Game. **2001** Telus Skins Game.

## 2018-19 Season Highlights

### PGA TOUR

**The Honda Classic** - Playing in the final group on Sunday at 56 years old looking to supplant Sam Snead as the oldest winner in PGA TOUR history, shot a 70 to finish alone in sixth at The Honda Classic. Recorded a 5-under 65 in round three to get to 6-under 204 and one shot off the lead. Marked his first top-10 on the PGA TOUR since finishing second at the 2016 Quicken Loans National.

### PGA TOUR Champions

**Bass Pro Shops Legends of Golf at Big Cedar Lodge** - Partners with Carlos Franco for the third year, Singh finished runner-up at the Bass Pro Shops Legends of Golf at Big Cedar Lodge, his best finish of the season and fourth runner-up on PGA TOUR Champions. **Inspire Invitational** - Carded rounds of 70-70-68 to finish T7 in his tournament debut at the Inspire Invitational.

## National Team Selections

**Presidents Cup** : 1994, 1996, 1998, 2000, 2003, 2005, 2007, 2009 **World Cup** : 2001, 2002, 2013

## Career Records

### PGA TOUR (Playoff Record: 8 - 4)

Season	Events	Rounds	1st	2nd	3rd	Top 10	Top 25	Cuts Made	Cuts Missed	WD	FedExCup Rank	Earnings
<b>Total:</b>	<b>624</b>	<b>2165</b>	<b>34</b>	<b>28</b>	<b>17</b>	<b>185</b>	<b>315</b>	<b>505</b>	<b>113</b>	<b>7</b>		<b>\$71,216,128</b>
2019	6	14				1	1	1	5		197	\$244,800
2018	10	31						5	5		226	\$95,334
2017	18	48					2	6	12		178	\$337,305
2016	22	72		1		2	2	14	8		99	\$1,210,104
2015	23	78				1	4	16	7		119	\$752,462
2014	25	83		1		1	3	16	9		87	\$989,028
2013	19	61					1	12	7		146	\$309,351
2012	27	99				5	9	23	3	1	33	\$1,586,305
2011	25	79		1	2	5	8	17	8	1	28	\$2,371,050
2010	24	74				2	8	17	6	1	57	\$1,334,262
2009	21	69				3	6	15	6		81	\$1,276,815
2008	23	78	3	2	1	8	14	18	5		1	\$6,601,094
2007	27	100	2	1		7	16	25	2		6	\$4,728,376
2006	27	100	1	2		13	17	25	2			\$4,602,416
2005	30	109	4	2	3	18	25	26	4			\$8,017,336
2004	29	110	9	2	1	18	24	28	1			\$10,905,166
2003	27	102	4	5		18	24	26	1			\$7,573,907
2002	28	96	2		2	11	17	24	4			\$3,756,563
2001	26	92		2	4	14	22	24	2			\$3,440,829
2000	26	92	1	1	3	8	15	24	2			\$2,573,835
1999	29	101	1	1	1	11	21	26	2	1		\$2,283,233
1998	26	93	2	3		7	18	23	2	1		\$2,238,998
1997	21	83	2			4	9	21				\$1,059,236
1996	24	90		1		9	16	24				\$855,140
1995	22	79		2		9	13	17	5			\$1,018,713
1994	21	67		2		3	7	16	3	2		\$325,959
1993	14	49	1	1		6	10	12	2			\$657,831
1992	4	16				1	3	4				\$70,680

(A) - Amateur

## Player Statistics

**Career Low Round:** 61 - 2006 Deutsche Bank Championship (Round 3)

**Career High FedExCup Rank:** #1 : 2008 THE TOUR Championship presented by Coca-Cola

**Career High Official World Golf Rank:** #1 : 2005 the Memorial Tournament

**Career Largest Paycheck:** \$1,350,000 : 2008 World Golf Championships-Bridgestone Invitational (Finished 1)

Top Tournaments

PGA TOUR									
	THE PLAYERS Championship	Masters Tournament	PGA Championship	U.S. Open	The Open Championship	WGC-HSBC Champions	WGC-Mexico	WGC-Dell Technologies Match Play	WGC-FedEx St. Jude Inv
2019	CUT	CUT							
2018		49	78						
2017	T16	CUT	66						
2016	T28	CUT	CUT		CUT				
2015	T63	54	T37						
2014		T37	T35						
2013	CUT	T38	T68		CUT				
2012	CUT	T27	T36	CUT	T9		T66		
2011	CUT	CUT	CUT				T22		
2010	CUT	CUT	T39	T40	T37		T11	T33	T58
2009	T9	T30	T16	T27	T38		T53	T17	1
2008	CUT	T14	CUT	T65	CUT		T2	T5	
2007	T44	T13	CUT	T20	T27		T11	T17	T56
2006	T8	T8	CUT	T6	CUT		T56	T9	T45
2005	T12	T5	T10	T6	T5		T6	T17	T3
2004	T13	T6	1(P)	T28	T20			T17	T32
2003	CUT	T6	T34	T20	T2		T2		T6
2002	CUT	7	8	T30	CUT		3	T17	T11
2001	2	T18	T51	T7	T13			T17	T13
2000	T33	1	CUT	T8	T11		T3	T33	
1999	T20	T24	T49	T3	CUT		T16	T17	T15
1998	T54	CUT	1	T25	T19				
1997	T31	T17	T13	T77	T38				
1996	T8	T39	T5	T7	T11				
1995	T43	CUT	CUT	T10	T6				
1994	T55	T27	CUT		T20				
1993	T28		4	CUT	T59				
1992			T48		T51				
1991					T12				
1990					T12				
1989					T23				

FedEx Cup Playoffs			
	THE NORTHERN TRUST	Dell Technologies Championship	BMW Championship
2016	T53	CUT	
2015	T66		
2014	T68	T35	
2012	T46	T26	8
2011	T3	CUT	67
2010	CUT	T11	T24
2009	CUT	T54	
2008	1(P)	1	T44
2007	CUT	T60	64

Personal

- Fiji's only world-class golfer.
- Learned game from his father, an airplane technician who also taught golf.
- Noted for his rigorous practice routine.
- Once held a club professional position in Borneo.
- Of Indian ancestry, first name means "victory" in Hindi.
- Established the Vijay Singh Charitable Foundation, benefiting charities and non-profit agencies that provide assistance, shelter, counseling and support to women and children who are victims of domestic abuse. The Betty Griffin House of St. John's County, Fla. (Safety Shelter of St. John's County), was one of the first beneficiaries of the foundation.



# Roger Sloan

**Height:** 6'2" (1.88 m)  
**Weight:** 175 (79 kg)  
**Age:** 32 (May 15, 1987)  
**Birthplace:** Calgary, Alberta, Canada  
**Residence:** Houston, Texas  
**Family:** Wife, Casey; Leighton

**Education:** University of Texas-El Paso (2009, Finance)  
**Turned Professional:** 2009  
**City plays from:** Merritt, Canada

## Exempt Status

Top 125 in 2018-19 FedExCup standings (thru 2019-20)

## Career Victories

### Korn Ferry Tour Victories (1):

**2014 (1)** Nova Scotia Open.

### Mackenzie Tour-PGA TOUR Canada Victories (1):

**2011 (1)** The Western Championship.

### International Victories (1):

**2011** Western Championship [Can].

### Other Victories (2):

**2011** The Western Championship. **2011** Mexican PGA Championship.

## 2018-19 Season Highlights

Qualified for the FedExCup Playoffs for the first time in his second season on TOUR, finishing the season at No. 93 in the FedExCup standings. Recorded three top-10s, the first of his career, and made 17 cuts in 27 starts.

## PGA TOUR

**Puerto Rico Open** - Tied three others for second at the Puerto Rico Open, his first career top-10 on the PGA TOUR. Recorded two eagles (No. 5/R1, No. 17/R2), tied with Nate Lashley for most in the field.

## Career Records

PGA TOUR (Playoff Record: 0 - 0)												
Season	Events	Rounds	1st	2nd	3rd	Top 10	Top 25	Cuts Made	Cuts Missed	WD	FedExCup Rank	Earnings
<b>Total:</b>	<b>50</b>	<b>146</b>	<b>1</b>	<b>1</b>	<b>3</b>	<b>8</b>	<b>26</b>	<b>24</b>				
2019	27	84	1		3	7	17	10			93	\$1,015,661
2018	1	4					1	13			200	\$133,048
2015	20	52				1	7	1				
2013	1	4					1					
2011	1	2						1				
(A) - Amateur												

Korn Ferry Tour (Playoff Record: 1 - 0)												
Season	Events	Rounds	1st	2nd	3rd	Top 10	Top 25	Cuts Made	Cuts Missed	WD	Priority Rank	Earnings
<b>Total:</b>	<b>114</b>	<b>351</b>	<b>1</b>	<b>1</b>	<b>1</b>	<b>14</b>	<b>25</b>	<b>62</b>	<b>51</b>	<b>1</b>		<b>\$657,961</b>
2018	24	78		1		4	7	15	9		20	\$189,594
2017	23	68			1	4	5	11	11	1	64	\$117,757
2016	19	64				3	5	13	6		101	\$107,352
2015	6	18					1	3	3		123	\$18,452
2014	23	72	1			1	4	14	9		46	\$168,058
2013	18	47				2	3	5	13			\$54,613
2012	1	4						1				\$2,136
(A) - Amateur												

FedExCup Playoffs			
THE NORTHERN TRUST	Dell Technologies Championship	BMW Championship	TOUR Championship
2019	164		

## Personal

- Favorite golf memory was shooting a 58 and losing money to his dad.
- Grew up playing on a nine-hole golf course.
- Still plays hockey during his weeks home.
- Favorite teams are the Boston Red Sox and the Calgary Flames.
- Enjoys ski trips to Whistler and Silver Star with friends and family.



# Cameron Smith

**Height:** 5'11" (1.8 m)  
**Weight:** 172 (78 kg)  
**Age:** 26 (August 18, 1993)  
**Birthplace:** Brisbane, Australia  
**Residence:** Jacksonville, Florida  
**Family:** Single

**Special Interests:** Cars, enjoying quality time with friends and family  
**Turned Professional:** 2013  
**City plays from:** Brisbane, Australia

## Exempt Status

Top 125 in 2018-19 FedExCup standings (thru 2019-20)

## Career Victories

### PGA TOUR Victories (1):

**2017 (1)** Zurich Classic of New Orleans.

### International Victories (2):

**2017** Australian PGA Championship. **2018** Australian PGA Championship.

## 2018-19 Season Highlights

Qualified for the FedExCup Playoffs for the third time in his fourth season on the PGA TOUR, finishing No. 84 in the FedExCup standings. Earned three top-10s and made 17 cuts in 23 starts.

## PGA TOUR

**THE CJ CUP @ NINE BRIDGES** - Finished T7 at THE CJ CUP @ NINE BRIDGES for first top-10 of the season and second consecutive at the event. **ISPS Handa Melbourne World Cup of Golf** - With partner Marc Leishman, nearly delivered Australia's second ISPS HANDA Melbourne World Cup of Golf title in the last three visits to Melbourne after finishing runner up to Team Belgium. Carded a 10-under 62 in the opening Four-ball session to share the 18-hole lead with Korea and England. Began the final round six strokes behind Belgium before shooting a bogey-free 7-under 65 in the Foursomes format. Trimmed the deficit to two strokes when Smith holed out for birdie from a greenside bunker on the par-5 14th hole. **Farmers Insurance Open** - Closed with a 7-under 65, the low final round, to finish in the top 10 at the Farmers Insurance Open. T9 marked second of the season and first of the calendar year. **World Golf Championships-Mexico Championship** - Finished T6 at the World Golf Championships-Mexico Championship as one of 16 players making their tournament debut. Collected his second top-10 finish in his fifth World Golf Championships start.

## National Team Selections

**Eisenhower Trophy** : 2012 **World Cup** : 2018

## Career Records

PGA TOUR (Playoff Record: 1 - 0)											
Season	Events	Rounds	1st	2nd	3rd	Top 10	Top 25	Cuts Made	Cuts Missed	WD	FedExCup Rank
<b>Total:</b>	<b>110</b>	<b>346</b>	<b>1</b>		<b>3</b>	<b>16</b>	<b>34</b>	<b>72</b>	<b>38</b>		
2019	23	74				3	8	17	6		84
2018	24	78			3	7	12	18	6		12
2017	26	82	1			4	6	16	10		46
2016	24	69					3	13	11		157
2015	13	43				2	5	8	5		

(A) - Amateur

Korn Ferry Tour (Playoff Record: 0 - 0)											
Season	Events	Rounds	1st	2nd	3rd	Top 10	Top 25	Cuts Made	Cuts Missed	WD	Priority Rank
<b>Total:</b>	<b>5</b>	<b>16</b>		<b>1</b>		<b>1</b>	<b>1</b>	<b>3</b>	<b>2</b>		
2016	3	10		1		1	1	2	1		7
2013	2	6						1	1		

(A) - Amateur

## Top Tournaments

PGA TOUR									
	THE PLAYERS Championship	Masters Tournament	PGA Championship	U.S. Open	The Open Championship	WGC-HSBC Champions	WGC-Mexico	WGC-Dell Technologies Match Play	WGC-FedEx St. Jude Inv
2019	T56	T51	T64	T72	T20	T54	T6	T61	T12
2018	CUT	T5	T56	CUT	T78			T5	T23
2017	CUT		CUT		CUT				
2016		T55		T59		T64			
2015			T25	T4					

FedExCup Playoffs			
	THE NORTHERN TRUST	Dell Technologies Championship	BMW Championship
2019	T59		
2018	T3	3	T65
2017	CUT	CUT	T12

## Personal

- Brisbane native is an avid supporter of the Brisbane Broncos' rugby league team.
- Shares the same name as the Australian national rugby league team captain, causing confusion in his homeland.
- Has aspirations to open a coffee shop when he retires.
- Father, Des, is an accomplished golfer.
- Owns a pet, a dachshund named Kendrick.
- Passionate about tinkering with his cars when he is at home.



# Brandt Snedeker

**FedExCup Champion:** 2012  
**Height:** 6'1" (1.85 m)  
**Weight:** 185 (84 kg)  
**Age:** 38 (December 8, 1980)  
**Birthplace:** Nashville, Tennessee  
**Residence:** Nashville, Tennessee  
**Family:** Wife, Mandy; Lily, Austin

**Education:** Vanderbilt University (2004, Communications)  
**Special Interests:** Hunting, fishing  
**Turned Professional:** 2004  
**City plays from:** Nashville, TN, United States

## Exempt Status

Tournament winner (thru 2019-20)

## Career Victories

### PGA TOUR Victories (9):

**2007 (1)** Wyndham Championship. **2011 (1)** The Heritage. **2012 (2)** Farmers Insurance Open, TOUR Championship by Coca-Cola. **2013 (2)** AT&T Pebble Beach National Pro-Am, RBC Canadian Open. **2015 (1)** AT&T Pebble Beach National Pro-Am. **2016 (1)** Farmers Insurance Open. **2018 (1)** Wyndham Championship.

### Korn Ferry Tour Victories (2):

**2006 (2)** Scholarship America Showdown at Somerby, Permian Basin Charity Golf Classic.

### International Victories (1):

**2016** Fiji International [Eur].

### Other Victories (2):

**2015** Franklin Templeton Shootout [with Jason Dufner]. **2009** Skills Challenge [with Boo Weekley].

## 2018-19 Season Highlights

Qualified for the FedExCup Playoffs, one of nine players to do so in each of the first 13 seasons of the FedExCup era, and advanced to the TOUR Championship for the seventh time, finishing the season tied for 24th in the FedExCup standings. Shot a second-round 60 at the RBC Canadian Open, tying Phil Mickelson for the lowest score on TOUR during the season and becoming the first player in PGA TOUR history to record at least one round of 59, 60 and 61. Earned six top-10s and made 24 cuts in 27 starts.

## PGA TOUR

**Safeway Open** - In his third start at the Safeway Open, tied Ryan Moore for second after falling in a playoff to Kevin Tway. Opened with scores of 66-65-69 to take a three-stroke lead into the final round at 16-under 200 before a final-round 74 dropped him to 14-under. Was eliminated from the playoff after the first extra hole, the par-5 18th, with a par. Marked his eighth runner-up on the PGA TOUR. Led the field in birdies with 23 and was attempting to become the first player in the FedExCup era to win the final Regular Season event and the opening event of the following season. **THE PLAYERS Championship** - Ended a streak of three consecutive missed cuts at TPC Sawgrass with a T5 at THE PLAYERS Championship, his second top-10 in 11 starts. Week was highlighted by a bogey-free 7-under 65 in the third round. Recorded a total 23 eagles, T1 for the field alongside Abraham Ancer.

## National Team Selections

**Presidents Cup** : 2013 **Ryder Cup** : 2012, 2016 **World Cup** : 2008

## Career Records

PGA TOUR (Playoff Record: 2 - 2)												
Season	Events	Rounds	1st	2nd	3rd	Top 10	Top 25	Cuts Made	Cuts Missed	WD	FedExCup Rank	Earnings
<b>Total:</b>	<b>335</b>	<b>1134</b>	<b>9</b>	<b>8</b>	<b>9</b>	<b>76</b>	<b>139</b>	<b>248</b>	<b>86</b>	<b>3</b>		<b>\$37,924,600</b>
2019	27	99		1		6	12	24	3		24	\$3,122,936
2018	25	82	1		1	4	8	17	8		40	\$2,448,970
2017	15	50				4	8	12	3		73	\$1,625,806
2016	27	89	1	1	2	7	14	21	6	1	15	\$3,960,142
2015	27	95	1	1		8	13	22	5		23	\$3,698,056
2014	25	87				3	10	20	5		86	\$1,652,380
2013	23	79	2	2	1	9	13	17	6		12	\$5,318,087
2012	22	78	2	1	1	7	10	20	2	1	1	\$4,989,739
2011	26	85	1		2	7	14	16	9	1	8	\$3,587,206
2010	26	89		1		5	9	18	8		37	\$1,602,690
2009	26	81		1		5	8	14	12		33	\$1,483,557
2008	26	84			1	5	7	19	7		37	\$1,531,442
2007	29	105	1		1	6	13	23	6		17	\$2,836,643
2005	2	6						1	1			
2004	8	21						3	5			
	1(A)	4						1				

(A) - Amateur

Korn Ferry Tour (Playoff Record: 2 - 1)												
Season	Events	Rounds	1st	2nd	3rd	Top 10	Top 25	Cuts Made	Cuts Missed	WD	Priority Rank	Earnings
<b>Total:</b>	<b>61</b>	<b>205</b>	<b>2</b>	<b>2</b>		<b>12</b>	<b>22</b>	<b>42</b>	<b>19</b>			
2006	26	93	2	1		3	8	20	6			\$300,918
2005	24	74				4	6	14	10			\$119,288
2004	11	38		1		5	6	8	3			\$129,358

(A) - Amateur

## Top Tournaments

PGA TOUR									
THE PLAYERS Championship	Masters Tournament	PGA Championship	U.S. Open	The Open Championship	WGC-HSBC Champions	WGC-Mexico	WGC-Dell Technologies Match Play	WGC-FedEx St. Jude Inv	
2019 T5	CUT	T16	77	CUT	T30		T24		T27
2018 CUT		T42	T48	CUT					
2017	T27		T9						
2016 CUT	T10	T56	CUT	T22		T7	T17		DNS
2015 CUT	CUT	T12	8	CUT	T10	W/D	T9		T21
2014 T48	T37	T13	T9	T58	T55	T17	T52		T33
2013 T8	T6	T66	T17	T11		46	T17		T12
2012 CUT	T19	CUT		T3	T11	DNS			T33
2011 CUT	T15	CUT		CUT		T45	T9		T50
2010 CUT		T39	T8						T33
2009	CUT	CUT	CUT	CUT					
2008 CUT	T3	T24	T9	CUT		T48	T33		T43
2007 T12		T18	T23						
2005			CUT						
2004		T41							

FedExCup Playoffs			
THE NORTHERN TRUST	Dell Technologies Championship	BMW Championship	TOUR Championship
2019 T6	T31	T5	T24
2018	T46	67	
2016 T48	T46	T13	T17
2015 CUT	T44	66	T22
2014 CUT	CUT		
2013 CUT	T47	T8	T20
2012 2	6	T37	1
2011 T3	T3	T22	T16
2010 CUT	T5	T37	
2009 T12	T32	T10	
2008 T68	T27	T55	
2007 CUT	T47	T14	T29

## Personal

- Introduced to golf by maternal grandmother, who managed a golf course in West Plains, Mo.
- Attended the same Nashville private school as Reese Witherspoon.
- After winning the 2012 FedExCup started the Brandt and Mandy Snedeker Foundation with his wife to benefit children in Middle Tennessee.



# J.J. Spaun

**Height:** 5'9" (1.75 m)  
**Weight:** 185 (83 kg)  
**Age:** 29 (August 21, 1990)  
**Birthplace:** Los Angeles, California  
**Residence:** San Dimas, California  
**Family:** Wife, Melody

**Education:** San Diego State University (2012, Social Sciences)  
**Special Interests:** Guitar, Disneyland, Jordan collector  
**Turned Professional:** 2012  
**City plays from:** Los Angeles, CA, United States

## Exempt Status

Top 125 in 2018-19 FedExCup standings (thru 2019-20)

## Career Victories

### Korn Ferry Tour Victories (1):

**2016 (1)** News Sentinel Open presented by Pilot.

### Mackenzie Tour-PGA TOUR Canada Victories (1):

**2015 (1)** Staal Foundation Open presented by Tbaytel.

## 2018-19 Season Highlights

At No. 99 in the FedExCup standings, qualified for the FedExCup Playoffs and finished inside the top 100 for the third time in as many seasons on TOUR. Recorded two top-10s and made the cut in 19 of 26 starts.

## PGA TOUR

**Mayakoba Golf Classic** - Following back-to-back 6-under 65s in rounds two and three at the Mayakoba Golf Classic, closed with a 5-under 66 for a T3 finish. Represented third consecutive top-15 result on TOUR. **THE CJ CUP @ NINE BRIDGES** - Posted four consecutive under-par rounds at THE CJ CUP @ NINE BRIDGES on the way to a T10.

## Career Records

PGA TOUR (Playoff Record: 0-0)											
Season	Events	Rounds	1st	2nd	3rd	Top 10	Top 25	Cuts Made	Cuts Missed	WD	FedExCup Rank
<b>Total:</b>	<b>84</b>	<b>253</b>		<b>1</b>	<b>3</b>	<b>9</b>	<b>18</b>	<b>54</b>	<b>26</b>	<b>4</b>	<b>\$4,327,794</b>
2019	26	82			1	2	5	19	6	1	99
2018	27	79		1	2	4	7	16	10	1	62
2017	29	86				3	6	18	9	2	97
2016	1	2							1		
2015	1	4						1			

(A) - Amateur

Korn Ferry Tour (Playoff Record: 0-1)											
Season	Events	Rounds	1st	2nd	3rd	Top 10	Top 25	Cuts Made	Cuts Missed	WD	Priority Rank
<b>Total:</b>	<b>23</b>	<b>77</b>	<b>1</b>	<b>2</b>		<b>7</b>	<b>11</b>	<b>15</b>	<b>8</b>		
2016	23	77	1	2		7	11	15	8		4

(A) - Amateur

## Top Tournaments

PGA TOUR											
	THE PLAYERS Championship	Masters Tournament	PGA Championship	U.S. Open	The Open Championship	WGC-HSBC Champions	WGC-Mexico	WGC-Dell Technologies Match Play	WGC-FedEx St. Jude Inv.		
2019	W/D		T54								
2018	CUT		T35								

FedExCup Playoffs			
	THE NORTHERN TRUST	Dell Technologies Championship	BMW Championship
2019	CUT		
2018	T60	T66	T45
2017	T54	T75	

## Personal

- Is of Filipino descent from his mother's side.
- Is a season-pass holder at Disneyland.



# Jordan Spieth<sup>(SPEETH)</sup>

**FedExCup Champion:** 2015  
**Height:** 6'1" (1.85 m)  
**Weight:** 175 (79 kg)  
**Age:** 26 (July 27, 1993)  
**Birthplace:** Dallas, Texas  
**Residence:** Dallas, Texas  
**Family:** Wife, Annie

**Education:** University of Texas  
**Special Interests:** Basketball, beach, fishing; all Dallas-area professional sports teams  
**Turned Professional:** 2012  
**City plays from:** Dallas, TX, United States

## Exempt Status

Winner, PGA Championship or U.S. Open (thru 2021-22)

## Career Victories

### PGA TOUR Victories (11):

**2013 (1)** John Deere Classic. **2015 (5)** Valspar Championship, Masters Tournament, U.S. Open, John Deere Classic, TOUR Championship by Coca-Cola. **2016 (2)** Hyundai Tournament of Champions, DEAN & DELUCA Invitational. **2017 (3)** AT&T Pebble Beach Pro-Am, Travelers Championship, The Open Championship.

### International Victories (2):

**2014** Emirates Australian Open [Aus]. **2016** Australian Open [Aus].

### Other Victories (1):

**2015** Hero World Challenge.

## 2018-19 Season Highlights

Qualified for the FedExCup Playoffs and advanced to the BMW Championship for the seventh consecutive season, finishing the season No. 44 in the FedExCup standings. Failed to advance to the TOUR Championship for the second consecutive season after doing so in each of his first five on TOUR. Collected four top-10s and made 19 cuts in 23 starts.

## PGA TOUR

**Genesis Open** - With a final-round 81 at the Genesis Open, failed to break 80 for the third time on the PGA TOUR (82/R3/2013 the Memorial Tournament presented by Nationwide, 80/R3/2014 TOUR Championship, 81/R4/2019 Genesis Open), eventually finishing T51 at 1-over. Final round included a double bogey, triple bogey and quadruple bogey, recording each of the three in the same round for the first time in his PGA TOUR career. **PGA Championship** - Finished T3 at the PGA Championship, snapping a streak of 18 PGA TOUR starts without a top-10 (first since 2018 The Open Championship/T9). Led the field in Strokes Gained: Putting, doing so in an event for the first time since the 2016 World Golf Championships-FedEx St. Jude Invitational, and mark of 2.659 strokes per round in that category was the first in his career over 2.5. **the Memorial Tournament presented by Nationwide** - Opened the Memorial Tournament presented by Nationwide with a 66 en route to a T7. Earned third consecutive top-10 on the PGA TOUR, a feat he had not accomplished since the start of the 2017-18 season. **THE NORTHERN TRUST** - Shot a final-round 67 to finish T6 at THE NORTHERN TRUST. Marked his lowest final-round score since the 2018 PGA Championship (66). With 21 putts in the final round, hit fewer than 22 in a round for the second time in his career (21/R1/2019 Genesis Open).

## National Team Selections

**Presidents Cup** : 2013, 2015, 2017 **Ryder Cup** : 2014, 2016, 2018 **Walker Cup** : 2011

## Career Records

PGA TOUR (Playoff Record: 4 - 3)													
Season	Events	Rounds	1st	2nd	3rd	Top 10	Top 25	Cuts Made	Cuts Missed	WD	FedExCup Rank	Earnings	
<b>Total:</b>	<b>173</b>	<b>603</b>	<b>11</b>	<b>13</b>	<b>7</b>	<b>61</b>	<b>106</b>	<b>144</b>	<b>29</b>			<b>\$40,142,264</b>	
2019	23	79			1	4	8	19	4	44		\$2,124,192	
2018	23	76			2	5	13	18	5	31		\$2,793,536	
2017	23	78	3	3	2	12	17	20	3	2		\$9,433,033	
2016	21	76	2	1	1	8	16	19	2	9		\$5,538,470	
2015	25	88	5	4	1	15	19	21	4	1		\$12,030,465	
2014	27	98		2		8	18	24	3	15		\$4,342,748	
2013	23	82	1	3		9	13	18	5	7		\$3,879,820	
2012	5 (A)	16					1	3	2				
2011	1 (A)	4						1					
2010	2 (A)	6					1	1	1				

(A) - Amateur

Korn Ferry Tour (Playoff Record: 0 - 0)													
Season	Events	Rounds	1st	2nd	3rd	Top 10	Top 25	Cuts Made	Cuts Missed	WD	Priority Rank	Earnings	
<b>Total:</b>	<b>3</b>	<b>12</b>				<b>2</b>	<b>2</b>	<b>3</b>					
2013	2	8				2	2	2				\$50,150	
2012	1 (A)	4						1					

(A) - Amateur

## Top Tournaments

PGA TOUR										
THE PLAYERS Championship	Masters Tournament	PGA Championship	U.S. Open	The Open Championship	WGC-HSBC Champions	WGC-Mexico	WGC-Dell Technologies Match Play	WGC-FedEx St. Jude Inv		
2019 CUT	T21	T3	T65	T20		T54	T24	T12		
2018 T41	3	T12	CUT	T9		T14	T17	T60		
2017 CUT	T11	T28	T35	1		T12	T30	T13		
2016 CUT	T2	T13	T37	T30	T7	T17	T9	T3		
2015 CUT	1	2	1	T4	T35	T17	T17	T10		
2014 T4	T2	CUT	T17	T36	17	T34	T5	49		
2013		CUT	CUT	T44						
2012			T21							

FedExCup Playoffs			
THE NORTHERN TRUST	Dell Technologies Championship	BMW Championship	TOUR Championship
2019 T6		T37	
2018 T25	T12	T55	
2017 2(P)	2	T7	T7
2016 T10	T21	9	T17
2015 CUT	CUT	T13	1
2014 T22	T29	T8	T27
2013 T19	T4	T16	T2

## Personal

- Born and raised in Dallas.
- His mom and dad both played collegiate sports, and his brother, Steven, plays professional basketball. Says his younger sister, Ellie, who has special needs, is his hero.
- Married his high school sweetheart, Annie, in November 2018.
- Started the Jordan Spieth Family Foundation in 2014 as a platform to lend time, awareness and financial assistance to special-needs youth, military families, junior golf and pediatric cancer and has given over \$1.5 million to community groups within these four pillars.



# Kevin Stadler

**Height:** 5'10" (1.78 m)  
**Weight:** 250 (kg)  
**Age:** 39 (February 5, 1980)  
**Birthplace:** Reno, Nevada  
**Residence:** Scottsdale, Arizona  
**Family:** Single

**Education:** University of Southern California (2002)  
**Special Interests:** Hockey, football, all sports, reading  
**Turned Professional:** 2002  
**City plays from:** Denver, CO, United States

## Exempt Status

Major Medical Extension

## Career Victories

### PGA TOUR Victories (1):

**2014 (1)** Waste Management Phoenix Open.

### Korn Ferry Tour Victories (4):

**2004 (2)** Lake Erie Charity Classic at Peek 'n Peak Resort, Scholarship America Showdown. **2006 (2)** Xerox Classic, Albertsons Boise Open Pres'd by First Health.

### International Victories (2):

**2006** Johnnie Walker Classic [Eur].

### Other Victories (1):

**1999** Champions Challenge [with Craig Stadler].

## 2018-19 Season Highlights

Due to injury, managed just three starts on TOUR, missing the cut in each. Entered the 2019-20 season on a Major Medical Extension with 23 starts available to earn 454 FedExCup points (to equal No. 125 Seung-Yul Noh from the 2015-16 FedExCup points list) or \$717,890 (to equal No. 125 Morgan Hoffmann from the 2015-16 Regular Season money list).

## Career Records

PGA TOUR (Playoff Record: 0 - 1)												
Season	Events	Rounds	1st	2nd	3rd	Top 10	Top 25	Cuts Made	Cuts Missed	WD	FedExCup Rank	Earnings
<b>Total:</b>	<b>267</b>	<b>823</b>	<b>1</b>	<b>2</b>	<b>1</b>	<b>23</b>	<b>58</b>	<b>161</b>	<b>103</b>	<b>5</b>		<b>\$9,698,197</b>
2019	3	6							3			
2015	5	10						3	2	2	226	\$42,160
2014	26	89	1			3	8	21	4	1	38	\$2,300,307
2013	25	79			1	3	4	17	8		33	\$1,281,177
2012	25	81				5	12	18	7		34	\$1,546,036
2011	27	88				1	6	17	10		113	\$768,172
2010	28	86				5	7	16	11		122	\$931,720
2009	20	65		1		1	6	13	7		95	\$925,514
2008	30	90				1	5	16	14	1	151	\$598,945
2007	31	95		1		2	5	16	14	1	110	\$810,876
2006	6	22					2	5	1			
2005	33	92				2	3	15	18			\$367,775
2004	5	16						4	1			
2003	2	2							2			
2002	1 (A)	2							1			

(A) - Amateur

Korn Ferry Tour (Playoff Record: 2 - 0)												
Season	Events	Rounds	1st	2nd	3rd	Top 10	Top 25	Cuts Made	Cuts Missed	WD	Priority Rank	Earnings
<b>Total:</b>	<b>37</b>	<b>124</b>	<b>4</b>		<b>1</b>	<b>8</b>	<b>16</b>	<b>26</b>	<b>9</b>	<b>2</b>		
2019	2	3							1	1		
2018	3	10					1	2	1			\$6,832
2017	1	4					1	1		1		\$5,419
2011	1	4					1	1				\$8,533
2006	15	50	2		1	4	6	10	5			\$294,657
2004	13	48	2			4	6	11	2			\$228,001
2002	1	4					1	1				\$4,796

(A) - Amateur

## Top Tournaments

PGA TOUR									
THE PLAYERS Championship	Masters Tournament	PGA Championship	U.S. Open	The Open Championship	WGC-HSBC Champions	WGC-Mexico	WGC-Dell Technologies Match Play	WGC-FedEx St. Jude Inv	
2015	CUT				W/D				
2014	CUT								
2013	CUT	T8							
2012	T25								
2011	CUT								
2010	T58								
2008	T15	CUT							
2007									
2006									
2004				CUT 65			T68		T13

FedExCup Playoffs			
THE NORTHERN TRUST	Dell Technologies Championship	BMW Championship	TOUR Championship
2014	T46	T16	T50
2013	T43	T4	T33
2012	T10	T10	T45
2011	T64		
2010	CUT		
2009	CUT	CUT	
2007	CUT	CUT	

## Personal

- The oldest son of 1982 Masters champion and 13-time PGA TOUR winner Craig Stadler. Craig caddied for his son in his 2002 Colorado Open victory. Just minutes after the elder Stadler won the Bank of America Championship on PGA TOUR Champions in 2004, he won the Lake Erie Charity Classic on the Korn Ferry Tour, making them the first father-son duo to accomplish such a feat since Bob Duval won the Emerald Coast Classic on the PGA TOUR Champions and son David captured THE PLAYERS Championship on March 28, 1999.



# Scott Stallings

**Height:** 6'0" (1.83 m)  
**Weight:** 195 (88 kg)  
**Age:** 34 (March 25, 1985)  
**Birthplace:** Worcester, Massachusetts  
**Residence:** Knoxville, Tennessee  
**Family:** Wife, Jennifer; Finn, Millie White

**Education:** Tennessee Tech (2007, Business Management)  
**Turned Professional:** 2007  
**City plays from:** Oak Ridge, TN, United States

## Exempt Status

Top 125 in 2018-19 FedExCup standings (thru 2019-20)

## Career Victories

### PGA TOUR Victories (3):

**2011 (1)** The Greenbrier Classic. **2012 (1)** True South Classic. **2014 (1)** Farmers Insurance Open.

## Player Statistics

**Career Low Round:** 60 - 2017 Barbasol Championship (Round 3)

**Career High FedExCup Rank:** #10 : 2014 Farmers Insurance Open

**Career High Official World Golf Rank:** #53 : 2014 Northern Trust Open

**Career Largest Paycheck:** \$1,098,000 : 2014 Farmers Insurance Open (Finished 1)

## 2018-19 Season Highlights

Qualified for the FedExCup Playoffs for the third consecutive season (seventh total), ending the season at No. 109 in the FedExCup standings. Earned two top-10 finishes and made 15 cuts in 26 starts.

## PGA TOUR

**AT&T Pebble Beach Pro-Am** - At 15-under 272, finished solo-third and four strokes behind Phil Mickelson at the AT&T Pebble Beach Pro-Am. After missing the cut in his first two starts at the event (2011, 2012), recorded third consecutive top-15. Began the final round six shots off the lead, but closed with a 6-under 66 to jump to from T7 to third. Led the field in par-4 scoring average (3.82). Marked first top-10 on TOUR since posting back-to-back top-10s at Pebble Beach (7th) and the Genesis Open (14). **Valspar Championship** - Tied three others for ninth at the Valspar Championship after opening with rounds of 69-68. Made 19 birdies for the week, tied with Sungjae Im for most in the field. **Zurich Classic of New Orleans** - Partnered with Trey Mullinax to share the 54-hole lead at Zurich Classic of New Orleans before posting final-round 77 at TPC Louisiana en route to T13 result

## Career Records

PGA TOUR (Playoff Record: 1 - 1)												
Season	Events	Rounds	1st	2nd	3rd	Top 10	Top 25	Cuts Made	Cuts Missed	WD	FedExCup Rank	Earnings
<b>Total:</b>	<b>239</b>	<b>692</b>	<b>3</b>	<b>2</b>	<b>3</b>	<b>19</b>	<b>49</b>	<b>119</b>	<b>117</b>	<b>3</b>		<b>\$11,059,630</b>
2019	26	78			1	2	5	15	11		109	\$1,080,451
2018	30	90				2	5	18	12		93	\$1,147,573
2017	27	77			1	3	6	14	12	1	101	\$955,337
2016	27	70				1	6	11	15	1	128	\$697,434
2015	19	60		1			5	11	8		129	\$919,619
2014	28	76	1			1	1	12	16		84	\$1,365,689
2013	27	79		1		4	6	13	14		63	\$1,622,627
2012	27	78	1			3	8	12	14	1	75	\$1,293,739
2011	28	84	1		1	2	7	13	15		57	\$1,957,162

(A) - Amateur

Korn Ferry Tour (Playoff Record: 0 - 0)												
Season	Events	Rounds	1st	2nd	3rd	Top 10	Top 25	Cuts Made	Cuts Missed	WD	Priority Rank	Earnings
<b>Total:</b>	<b>35</b>	<b>116</b>				<b>5</b>	<b>11</b>	<b>24</b>	<b>11</b>			
2016	3	12				2	2	3			13	\$75,505
2011	1	2					1	1				\$6,180
2010	28	94				3	7	19	9			\$127,606
2009	1	2							1			
2008	1	4					1	1				\$8,750
2007	1	2							1			

(A) - Amateur

## Top Tournaments

PGA TOUR	THE PLAYERS Championship	Masters Tournament	PGA Championship	U.S. Open	The Open Championship	WGC-HSBC Champions	WGC-Mexico	WGC-Dell Technologies Match Play	WGC-FedEx St. Jude Inv
2019	CUT								
2018	CUT			CUT					
2015	75					T53			
2014	T65	CUT	CUT		CUT			T33	T52
2013	CUT		T55	T53	CUT				
2012	CUT	T27	CUT						
2011			CUT			T42			T29

FedExCup Playoffs			
THE NORTHERN TRUST	Dell Technologies Championship	BMW Championship	TOUR Championship
2019	CUT		
2018	T28	T49	
2017	T43		
2014	CUT	T35	
2013	CUT	T35	
2012	T24	T66	
2011	CUT	T52	

## Personal

- Quit all sports at age 12 except golf after going to the 1997 Masters and watching Tiger Woods dominate the field.
- Biggest thrill in golf was teaching the sport to wounded veterans in the Army.
- Favorite college team is the Tennessee Volunteers and roots for the Boston Red Sox, Boston Celtics and New England Patriots.
- Says if he wasn't a professional golfer he'd want to be a pediatrician.
- Is involved in the Wounded Warrior project, along with Pray with Africa and Knoxlife Church.



# Kyle Stanley

**Height:** 5'11" (1.8 m)  
**Weight:** 165 (75 kg)  
**Age:** 31 (November 19, 1987)  
**Birthplace:** Gig Harbor, Washington  
**Residence:** Gig Harbor, Washington  
**Family:** Wife, Dolly

**Education:** Clemson University  
**Special Interests:** Music, movies, cars, clothes  
**Turned Professional:** 2009  
**City plays from:** Gig Harbor, WA, United States

## Exempt Status

Top 125 in 2018-19 FedExCup standings (thru 2019-20)

## Career Victories

### PGA TOUR Victories (2):

**2012 (1)** Waste Management Phoenix Open. **2017 (1)** Quicken Loans National.

## Player Statistics

**Career Low Round:** **62** - 2012 Farmers Insurance Open (Round 1)

**Career High FedExCup Rank:** **#1** : 2012 World Golf Championships-Accenture Match Play Championship

**Career High Official World Golf Rank:** **#26** : 2018 Barracuda Championship

**Career Largest Paycheck:** \$1,278,000 : 2017 Quicken Loans National (Finished 1)

## 2018-19 Season Highlights

Advanced to the FedExCup Playoffs for the fourth consecutive season and seventh time in nine seasons, finishing No. 103 in the FedExCup standings. Made the cut in 16 of 25 starts, with his lone top-10 coming at the Wells Fargo Championship.

## National Team Selections

**Walker Cup :** 2007 **World Cup :** 2018

## Career Records

PGA TOUR (Playoff Record: 1 - 2)												
Season	Events	Rounds	1st	2nd	3rd	Top 10	Top 25	Cuts Made	Cuts Missed	WD	FedExCup Rank	Earnings
<b>Total:</b>	<b>239</b>	<b>763</b>	<b>2</b>	<b>4</b>	<b>2</b>	<b>21</b>	<b>68</b>	<b>158</b>	<b>81</b>			<b>\$15,249,116</b>
2019	25	76				1	9	16	9		103	\$1,117,604
2018	26	88		2		5	13	20	6		27	\$3,916,001
2017	29	100	1			5	12	23	6		24	\$3,402,106
2016	28	89					5	18	10		116	\$580,734
2015	12	37					3	8	4		181	\$245,504
2014	28	83				1	3	16	12		158	\$473,581
2013	24	71			2	3	5	12	12		77	\$1,462,943
2012	27	84	1	1		2	8	17	10		31	\$2,351,857
2011	28	98		1		4	9	22	6		34	\$1,523,657
2010	3	9						1	2			
2009	5	18					1	4	1			
	2 (A)	6						1	1			
2008	1 (A)	2										
2007	1 (A)	2							1			
(A) - Amateur												

Korn Ferry Tour (Playoff Record: 0 - 0)												
Season	Events	Rounds	1st	2nd	3rd	Top 10	Top 25	Cuts Made	Cuts Missed	WD	Priority Rank	Earnings
<b>Total:</b>	<b>42</b>	<b>135</b>				<b>9</b>	<b>15</b>	<b>26</b>	<b>16</b>			
2015	10	32				3	5	6	4		22	\$118,592
2014	4	14						3	1		86	\$12,360
2010	26	83				6	10	16	10			\$168,670
2009	2	6						1	1			\$2,248
(A) - Amateur												

## Top Tournaments

PGA TOUR									
	THE PLAYERS Championship	Masters Tournament	PGA Championship	U.S. Open	The Open Championship	WGC-HSBC Champions	WGC-Mexico	WGC-Dell Technologies Match Play	WGC-FedEx St. Jude Inv
2019	CUT	T21	CUT	T65	T41	T22	T58	T24	
2018	CUT	52	CUT	CUT	T39	T5	T25	T5	2
2017	T4		CUT		CUT				T41
2014	T1								
2013	T33		CUT	73	CUT				
2012	CUT	CUT	CUT	CUT	T39	T65	T51	T17	T16
2011					T44				
2009				53					
2008				CUT					

FedExCup Playoffs			
	THE NORTHERN TRUST	Dell Technologies Championship	BMW Championship
2019	T11		
2018	T28	T12	T45
2017	T25	T25	T47
2016	T74		
2013	T50	CUT	
2012	CUT	T42	T34
2011	T24	T10	T22

## Personal

- Favorite college teams are the Clemson Tigers and Gonzaga University basketball team. Favorite professional team is the Seattle Seahawks.
- Superstitions include wearing the color blue.



# Brendan Steele

**Height:** 6'2" (1.88 m)  
**Weight:** 175 (79 kg)  
**Age:** 36 (April 5, 1983)  
**Birthplace:** Idyllwild, California  
**Residence:** Irvine, California  
**Family:** Wife, Anastasia; Victoria Everly

**Education:** University of California-Riverside (2005, Business Administration)  
**Special Interests:** Hockey, music  
**Turned Professional:** 2005  
**City plays from:** Idyllwild, CA, United States

## Exempt Status

Tournament winner (thru 2019-20)

## Career Victories

### PGA TOUR Victories (3):

**2011 (1)** Valero Texas Open. **2017 (1)** Safeway Open. **2018 (1)** Safeway Open.

### Korn Ferry Tour Victories (1):

**2010 (1)** Nationwide Tour Championship at Daniel Island.

### Other Victories (1):

**2011** Franklin Templeton Shootout [with Keegan Bradley].

## Player Statistics

**Career Low Round:** **62** - 2014 Travelers Championship (Round 1)

**Career High FedExCup Rank:** **#1** : 2018 CIMB Classic

**Career High Official World Golf Rank:** **#35** : 2018 Waste Management Phoenix Open

**Career Largest Paycheck:** \$1,116,000 : 2018 Safeway Open (Finished 1)

## Career Records

### PGA TOUR (Playoff Record: 0 - 0)

Season	Events	Rounds	1st	2nd	3rd	Top 10	Top 25	Cuts Made	Cuts Missed	WD	FedExCup Rank	Earnings
<b>Total:</b>	<b>221</b>	<b>710</b>	<b>3</b>	<b>1</b>	<b>2</b>	<b>25</b>	<b>70</b>	<b>152</b>	<b>69</b>			
2019	22	62					3	12	10		171	\$515,139
2018	22	67	1		1	3	7	16	6		56	\$2,291,128
2017	25	84	1			4	10	20	5		33	\$2,907,095
2016	25	84			1	2	11	19	6		63	\$1,589,266
2015	24	84		1		4	11	20	4		50	\$1,759,484
2014	26	85				4	8	18	8		79	\$1,359,890
2013	26	82				2	6	17	9		70	\$1,004,161
2012	24	73				3	6	14	10		130	\$840,965
2011	27	89	1			3	8	16	11		52	\$1,976,310
(A) - Amateur												

### Korn Ferry Tour (Playoff Record: 1 - 0)

Season	Events	Rounds	1st	2nd	3rd	Top 10	Top 25	Cuts Made	Cuts Missed	WD	Priority Rank	Earnings
<b>Total:</b>	<b>65</b>	<b>209</b>	<b>1</b>			<b>8</b>	<b>24</b>	<b>38</b>	<b>27</b>			<b>\$515,824</b>
2010	26	89	1			4	13	18	8			\$346,258
2009	18	55				3	6	9	9			\$85,285
2008	21	65				1	5	11	10			\$84,281
(A) - Amateur												

## Top Tournaments

PGA TOUR	THE PLAYERS Championship	Masters Tournament	PGA Championship	U.S. Open	The Open Championship	WGC-HSBC Champions	WGC-Mexico	WGC-Dell Technologies Match Play	WGC-FedEx St. Jude Inv
2019	CUT								
2018	T79	CUT	CUT	63	T47		T20	T17	T60
2017	T6	T27	CUT	T13	CUT		T48	T30	T24
2016	T57		CUT	T15	CUT				
2015	CUT		T12						
2014	T26		T58		CUT				
2013	CUT			CUT					
2012	CUT	CUT							
2011	CUT		T19						T48

### FedExCup Playoffs

	THE NORTHERN TRUST	Dell Technologies Championship	BMW Championship	TOUR Championship
2018	CUT	CUT	64	
2017	CUT	T56	T44	
2016	T22	T2	T64	
2015	CUT	T44	T13	
2014	T57	T50		
2013	CUT	T20	61	
2011	CUT	T10	68	

## Personal

- Got his start in golf at the late age of 13.
- Uncle, Anthony Geary, played Luke on "General Hospital."
- Grew up in a small town (Idyllwild, Calif.) that didn't have a golf course or a driving range.
- Favorite pro team is the Los Angeles Kings but will watch any hockey game, any team.
- Other sport favorites include the Tour de France, Fantasy Football and Olympics.
- Made his TV acting debut on an episode of Bones in 2015.



# Shawn Stefani

(STEFF-uh-knee)

**Height:** 6'2" (1.88 m)  
**Weight:** 205 (93 kg)  
**Age:** 37 (December 2, 1981)  
**Birthplace:** Baytown, Texas  
**Residence:** Houston, Texas  
**Family:** Wife, Jaclyn; Korbyn, Brantley Ryan

**Education:** Lamar University (2005, General Studies)  
**Special Interests:** Fishing, hunting  
**Turned Professional:** 2005  
**City plays from:** Mont Belvieu, TX, United States

## Exempt Status

126-150 in 2018-19 FedExCup standings (thru 2019-20)

## Career Victories

### Korn Ferry Tour Victories (2):

**2012 (2)** Midwest Classic Presented by Cadillac, Miccosukee Championship.

## Player Statistics

**Career Low Round: 63** - 2015 Humana Challenge in partnership with the Clinton Foundation (Round 3)

**Career High FedExCup Rank: #7** : 2015 OHL Classic at Mayakoba

**Career High Official World Golf Rank: #79** : 2015 Crowne Plaza Invitational at Colonial

**Career Largest Paycheck:** \$702,000 : 2014 Quicken Loans National (Finished 2)

## 2018-19 Season Highlights

### PGA TOUR

**Sanderson Farms Championship** - Following three consecutive rounds of 4-under 68 at the Sanderson Farms Championship, closed with a 1-under 71 Sunday at the Country Club of Jackson to finish T7 with six others at 13-under 275.

## Career Records

### PGA TOUR (Playoff Record: 0 - 1)

Season	Events	Rounds	1st	2nd	3rd	Top 10	Top 25	Cuts Made	Cuts Missed	WD	FedExCup Rank	Earnings
<b>Total:</b>	<b>171</b>	<b>528</b>		<b>2</b>		<b>12</b>	<b>34</b>	<b>100</b>	<b>70</b>	<b>1</b>		
2019	25	76				2	6	15	10		127	\$798,831
2018	25	74				1	6	12	13		147	\$523,204
2017	26	68				1	2	11	15		165	\$404,377
2016	29	87				1	4	16	13		123	\$698,102
2015	26	94		1		3	10	21	5		54	\$1,757,803
2014	17	60		1		2	4	13	4		83	\$1,369,259
2013	21	63				2	2	11	9	1	135	\$511,399
2012	1	4						1				
2009	1	2							1			

(A) - Amateur

### Korn Ferry Tour (Playoff Record: 0 - 0)

Season	Events	Rounds	1st	2nd	3rd	Top 10	Top 25	Cuts Made	Cuts Missed	WD	Priority Rank	Earnings
<b>Total:</b>	<b>42</b>	<b>132</b>	<b>2</b>	<b>1</b>		<b>6</b>	<b>17</b>	<b>24</b>	<b>17</b>	<b>1</b>		<b>\$513,626</b>
2019	3	8						1	2		96	\$4,319
2018	4	16				1	3	4			22	\$80,579
2017	4	12		1		1	2	2	2		15	\$99,240
2014	2	6					1	1	1			\$4,966
2013	4	12					1	2	2		71	\$17,150
2012	24	76	2			4	10	14	9	1		\$307,371
2011	1	2							1			

(A) - Amateur

## Top Tournaments

PGA TOUR	THE PLAYERS Championship	Masters Tournament	PGA Championship	U.S. Open	The Open Championship	WGC-HSBC Champions	WGC-Mexico	WGC-Dell Technologies Match Play	WGC-FedEx St. Jude Inv
2017	CUT								
2016	T72								
2015	CUT		CUT						
2014	CUT		68		CUT				
2013				T59					
2009				CUT					

### FedExCup Playoffs

	THE NORTHERN TRUST	Dell Technologies Championship	BMW Championship	TOUR Championship
2016	T64			
2015	T39	T65	59	
2014	T30	68		

## Personal

- Biggest thrill outside golf is deer hunting.
- Carries three quarters, which he uses to mark his ball on the green. They are from 1959, 1961 and 1962.
- Enjoys watching the Houston Texans and Houston Astros.
- Bucket list includes skydiving, driving a NASCAR race car and hunting in Iowa.



# Henrik Stenson

**FedExCup Champion:** 2013  
**Height:** 6' 2" (1.88 m)  
**Weight:** 190 (86 kg)  
**Age:** 43 (April 5, 1976)  
**Birthplace:** Gothenburg, Sweden  
**Residence:** Orlando, Florida  
**Family:** Wife, Emma; Lisa, Karl, Alice

**Special Interests:** Movies, music, deep-sea fishing, fast cars, skiing, snorkeling  
**Turned Professional:** 1999  
**City plays from:** Gothenburg, Sweden

## Exempt Status

Winner, The Open Championship (thru 2021-22)

## Career Victories

### PGA TOUR Victories (6):

**2007 (1)** World Golf Championships-Accenture Match Play Championship. **2009 (1)** THE PLAYERS Championship. **2013 (2)** Deutsche Bank Championship, TOUR Championship by Coca-Cola. **2016 (1)** The Open Championship. **2017 (1)** Wyndham Championship.

### International Victories (13):

**2000** Gula Sidoma Grand Prix [EurChall]. **2000** 2nd Cuba Challenge Tour Grand Final [EurChall]. **2000** DEXIA-BIL Luxembourg Open [EurChall]. **2001** Benson and Hedges International Open [Eur]. **2004** The Heritage at Woburn [Eur]. **2006** Commercialbank Qatar Masters [Eur]. **2006** BMW International Open [Eur]. **2007** Dubai Desert Classic [Eur]. **2012** South African Open [Eur]. **2013** DP World Tour Championship [Eur]. **2014** DP World Tour Championship [Eur]. **2016** BMW International Open [Eur]. **2008** Nedbank Challenge [SAf].

### Other Victories (1):

**2008** OMEGA Mission Hills World Cup [with Robert Karlsson].

## 2018-19 Season Highlights

Qualified for the FedExCup Playoffs for the ninth time, but chose not to compete, ending the season at No. 90 in the FedExCup standings. Earned three top-10s and made 14 cuts in 15 starts. Did not record a top-five for the first time since 2011.

## PGA TOUR

**World Golf Championships-Dell Technologies Match Play** - Went undefeated in Group Play at the World Golf Championships-Dell Technologies Match Play to advance to the Round of 16. Lost to Lucas Bjerregaard, 3 and 2, for a T9 finish.

## National Team Selections

**Ryder Cup** : 2006, 2008, 2014, 2016, 2018 **World Cup** : 2005, 2006, 2008, 2009 **Olympic Games** : 2016 **Royal Trophy** : 2006, 2007, 2011

## Career Records

PGA TOUR (Playoff Record: 0-0)												
Season	Events	Rounds	1st	2nd	3rd	Top 10	Top 25	Cuts Made	Cuts Missed	WD	FedExCup Rank	Earnings
<b>Total:</b>	<b>203</b>	<b>673</b>	<b>6</b>	<b>10</b>	<b>10</b>	<b>48</b>	<b>95</b>	<b>162</b>	<b>38</b>	<b>4</b>		<b>\$31,406,590</b>
2019	15	50				3	8	14	1		90	\$1,397,370
2018	16	56		1		5	9	14	2		57	\$2,680,487
2017	15	44	1	1		3	8	10	5	1	32	\$2,769,771
2016	14	46	1	1	1	4	7	10	2	2	36	\$3,397,373
2015	16	60		4		8	12	16			2	\$4,755,070
2014	15	54			1	3	8	14	1		52	\$1,894,235
2013	18	64	2	3		8	10	16			1	\$6,388,230
2012	15	51			1	1	7	11	3	1	111	\$791,107
2011	15	44					2	9	6		180	\$327,799
2010	15	44			1	1	1	9	6		141	\$683,070
2009	10	34	1		1	4	5	9	1			
2008	9	30		2		4	6	8	1			
2007	15	46	1			2	6	10	5		39	\$1,897,554
2006	10	32			1	1	4	8	2			
2005	4	16			1	1	2	4				
2001	1	2							1			

(A) - Amateur

## Top Tournaments

PGA TOUR									
THE PLAYERS Championship	Masters Tournament	PGA Championship	U.S. Open	The Open Championship	WGC-HSBC Champions	WGC-Mexico	WGC-Dell Technologies Match Play	WGC-FedEx St. Jude Inv	
2019 CUT	T36	T48	19	T20		T54	T9		T27
2018 T23	T5	CUT	16	T35	T2				T39
2017 T16	CUT	T13	CUT	T11	T2	W/D			T17
2016 CUT	T24	T7	W/D	1	T11	T28			
2015 T17	T19	T25	T27	T40	T24	T4	T34		T6
2014 T34	T14	T3	T4	T39	T31	T16	T17		T19
2013 T5	T18	3	T21	2			T33		T2
2012 T15	T40								
2011 CUT	CUT		T23	68			T33		
2010 CUT	CUT	CUT	T29	T3	T13	T37	T33		80
2009 1	T38	T6	9	T13	T40	T77	T33		T29
2008 T10	T17	T4	CUT	T3		T57	3		T16
2007 T23	T17	CUT	CUT	CUT		T19	1		T41
2006 T3	CUT	T14	T26	T48		T13	T17		T31
2005		T47		T34		T3			T13
2001				CUT					

FedExCup Playoffs			
THE NORTHERN TRUST	Dell Technologies Championship	BMW Championship	TOUR Championship
2018	T69	T29	
2017 T17		T51	
2016 W/D	T41		
2015 2	2	T10	T2
2014 T38	T26	T23	
2013 T43	1	T33	1
2012 T54			
2007 CUT	T55	T52	

## Personal

- A family friend introduced him to the game at age 12. Got down to scratch at age 18.
- Wife, Emma, played golf at the University of South Carolina. He spent time practicing at the school's practice facility.
- Having become a father and experiencing much of the world, he is taking an interest in the next generation. He and his wife founded the Henrik Stenson Foundation, where the aim is to support and encourage children to reach their full potential through sports. The Foundation has introduced two annual scholarships, Handigolfer of the Year, to encourage disabled golfers in their progress in golf and life in general. He is an ambassador for the Swedish Golf Federation's Handigolf and Handigolf Tour. With support from the R&A, he is the host for an annual training camp for disabled golfers, Henrik Stenson Handicamp. Henrik has his own junior event together with longtime caddie and friend, Fanny Sunesson. The tournament, Stenson Sunesson Junior Challenge, is open for Nordic players. He is also an ambassador for Ren Idrott which is a Swedish non-profit, anti-doping organization.



# Sepp Straka

**Height:** 6'3" (1.91 m)  
**Weight:** 235 (kg)  
**Age:** 26 (May 1, 1993)  
**Birthplace:** Vienna, Austria  
**Residence:** Athens, Georgia

**Education:** University of Georgia (2016, Business Management)  
**Turned Professional:** 2016  
**City plays from:** Athens, GA, United States

## Exempt Status

Top 125 in 2018-19 FedExCup standings (thru 2019-20)

## Career Victories

**Korn Ferry Tour Victories (1):**

**2018 (1)** KC Golf Classic.

## Player Statistics

**Career Low Round:** 63 - 2019 Barbasol Championship (Round 3)

**Career High FedExCup Rank:** #44 : 2019 Safeway Open

**Career High Official World Golf Rank:** #180 : 2019 Wyndham Championship

**Career Largest Paycheck:** \$238,000 : 2019 Barbasol Championship (Finished 3)

## 2018-19 Season Highlights

Was one of eight rookies to qualify for the FedExCup Playoffs and ended the season No. 115 in the FedExCup standings. Recorded one top-10 finish and made 13 of 25 cuts.

## PGA TOUR

**Barbasol Championship** - Finished solo-third at the Barbasol Championship, his first career top-10 on TOUR. Led the field in Driving Accuracy (46/56) and Par-4 Scoring Average (3.65). **THE NORTHERN TRUST** - In the opening round at THE NORTHERN TRUST, made back-to-back eagles at Liberty National Golf Club, holing a 137-yard shot from the fairway at No. 5 (par-4) and a greenside bunker shot at the par-5 6th hole, marking the second consecutive week a player made back-to-back eagles (Patton Kizzire/Wyndham Championship) and the fifth time the feat had been achieved during the season

## Career Records

### PGA TOUR (Playoff Record: 0-0)

Season	Events	Rounds	1st	2nd	3rd	Top 10	Top 25	Cuts Made	Cuts Missed	WD	FedExCup Rank	Earnings
<b>Total:</b>	<b>25</b>	<b>72</b>			<b>1</b>	<b>1</b>	<b>5</b>	<b>13</b>	<b>12</b>			
2019	25	72			1	1	5	13	12		115	\$934,894

(A) - Amateur

### Korn Ferry Tour (Playoff Record: 0-0)

Season	Events	Rounds	1st	2nd	3rd	Top 10	Top 25	Cuts Made	Cuts Missed	WD	Priority Rank	Earnings
<b>Total:</b>	<b>52</b>	<b>169</b>	<b>1</b>		<b>1</b>	<b>3</b>	<b>8</b>	<b>33</b>	<b>19</b>			<b>\$292,097</b>
2019	1	2							1			
2018	26	84	1		1	2	3	16	10		40	\$205,924
2017	25	83				1	5	17	8		78	\$86,173

(A) - Amateur

## Top Tournaments

PGA TOUR	THE PLAYERS Championship	Masters Tournament	PGA Championship	U.S. Open	The Open Championship	WGC-HSBC Champions	WGC-Mexico	WGC-Dell Technologies Match Play	WGC-FedEx St. Jude Inv
2019				128					

### FedExCup Playoffs

THE NORTHERN TRUST	Dell Technologies Championship	BMW Championship	TOUR Championship
2019	CUT		

## Personal

- Was born in Austria and lived in Vienna until age 14 when his family moved to Valdosta, Georgia. Played for the Austrian National Team. First Austrian-born player to earn a PGA TOUR card.
- Has a twin brother, Sam, who also played on the University of Georgia golf team.
- Personal motto is "Sprechen ist Silber, Stille ist Golden (Speech is silver, silence is golden)".
- Huge University of Georgia football fan and Atlanta Braves fan.



# Robert Streb

**Height:** 5'10" (1.78 m)  
**Weight:** 165 (75 kg)  
**Age:** 32 (April 7, 1987)  
**Birthplace:** Chickasha, Oklahoma  
**Residence:** Shawnee, Kansas  
**Family:** Wife, Maggie; Catherine; David Frank

**Education:** Kansas State University (2009, Marketing)  
**Turned Professional:** 2009  
**City plays from:** Shawnee, KS, United States

## Exempt Status

Top 50 from 2019 Korn Ferry Tour (thru 2019-20)

## Career Victories

### PGA TOUR Victories (1):

**2015 (1)** The McGladrey Classic.

### Korn Ferry Tour Victories (2):

**2012 (1)** Mylan Classic. **2018 (1)** Nationwide Children's Hospital Championship.

## 2018-19 Season Highlights

Collected two top-fives and 12 made cuts in 28 starts to finish No. 128 in the FedExCup standings, but earned one of the 25 PGA TOUR cards available through the Korn Ferry Tour Finals at No. 16 on the Finals points list. Entered the 2019-20 season 33rd in the final priority ranking. Best result on the PGA TOUR came at the Barracuda Championship (T3).

## PGA TOUR

**Shriners Hospitals for Children Open** - Tied two others for fourth at the Shriners Hospitals for Children Open. Played the par-5s in 10-under for the week, tied for best in the field.

## Korn Ferry Tour

**Nationwide Children's Hospital Championship** - Fired a final-round 66 at Ohio State University Golf Club's Scarlet Course to finish T5. The result secured his return to the PGA TOUR and spot in The Finals 25.

## Career Records

PGA TOUR (Playoff Record: 1 - 1)												
Season	Events	Rounds	1st	2nd	3rd	Top 10	Top 25	Cuts Made	Cuts Missed	WD	FedExCup Rank	Earnings
<b>Total:</b>	<b>190</b>	<b>576</b>	<b>1</b>	<b>3</b>	<b>1</b>	<b>18</b>	<b>45</b>	<b>113</b>	<b>77</b>			
2019	28	72			1	2	4	12	16		128	\$796,525
2018	29	74				1	2	10	19		178	\$411,606
2017	30	94		1		3	6	20	10		63	\$1,588,287
2016	27	84				1	5	17	10		105	\$1,003,363
2015	30	110	1	1		9	16	25	5		18	\$3,947,424
2014	21	71		1		2	7	17	4		71	\$1,300,075
2013	25	71					5	12	13		126	\$454,871
(A) - Amateur												

Korn Ferry Tour (Playoff Record: 1 - 0)												
Season	Events	Rounds	1st	2nd	3rd	Top 10	Top 25	Cuts Made	Cuts Missed	WD	Priority Rank	Earnings
<b>Total:</b>	<b>38</b>	<b>132</b>	<b>2</b>		<b>1</b>	<b>9</b>	<b>17</b>	<b>28</b>	<b>10</b>			<b>\$555,381</b>
2019	2	8				1	1	2			33	\$44,107
2018	4	14	1			1	1	3	1		6	\$187,460
2013	4	12						2	2		80	\$13,167
2012	24	86	1		1		15	19	5			\$305,591
2011	2	6						1	1			\$1,997
2010	2	6						1	1			\$3,060
(A) - Amateur												

## Top Tournaments

PGA TOUR									
	THE PLAYERS Championship	Masters Tournament	PGA Championship	U.S. Open	The Open Championship	WGC-HSBC Champions	WGC-Mexico	WGC-Dell Technologies Match Play	WGC-FedEx St. Jude Inv
2018	CUT								
2017	CUT		T22		CUT				
2016	CUT	CUT	T7	CUT	CUT	T35		T38	
2015	T30	CUT	T10	T42	T18		T56		5

FedExCup Playoffs			
	THE NORTHERN TRUST	Dell Technologies Championship	BMW Championship
2017	T10	T73	T53
2016	T70		
2015	T39	T39	T23
2014	CUT	T9	

## Personal

- Uses a 10-finger grip with no glove because of his hockey background.
- Superstitions include playing a ball that matches the round of the tournament.
- Charitable initiatives include Folds of Honor, St. Jude Children's Hospital, and the Walking for Kids Foundation.
- Favorite teams include the Kansas State Wildcats, Pittsburgh Steelers, Pittsburgh Penguins and Oklahoma City Thunder.
- Played hockey with NFL quarterback Sam Bradford.



# Kevin Streelman

**Height:** 5'10" (1.78 m)  
**Weight:** 175 (79 kg)  
**Age:** 40 (November 4, 1978)  
**Birthplace:** Winfield, Illinois  
**Residence:** Scottsdale, Arizona  
**Family:** Wife, Courtney; Sophia, Rhett

**Education:** Duke University (2001, Sociology)  
**Special Interests:** Guitar  
**Turned Professional:** 2001  
**City plays from:** Wheaton, IL, United States

## Exempt Status

Top 125 in 2018-19 FedExCup standings (thru 2019-20)

## Career Victories

### PGA TOUR Victories (2):

**2013 (1)** Tampa Bay Championship presented by EverBank. **2014 (1)** Travelers Championship.

## Player Statistics

**Career Low Round:** **62** - 2018 Quicken Loans National (Round 2)

**Career High FedExCup Rank:** **#3** : 2015 Shriners Hospitals for Children Open

**Career High Official World Golf Rank:** **#36** : 2014 Quicken Loans National

**Career Largest Paycheck:** \$1,116,000 : 2014 Travelers Championship (Finished 1)

## 2018-19 Season Highlights

Extended his streak of consecutive FedExCup Playoffs appearances to 12 in his 12th season on TOUR. A Chicago native, finished No. 75 in the FedExCup standings, just five spots short of qualifying for the BMW Championship near his hometown. Earned four top-10s and made 16 cuts in 26 starts.

## PGA TOUR

**AT&T Pebble Beach Pro-Am** - At 11-under 276, finished T7 at the AT&T Pebble Beach Pro-Am, his fourth consecutive top-20 at Pebble Beach. Tied Phil Mickelson for low final-round score (65). Marked his first top-10 finish on TOUR since the 2018 John Deere Classic (T7). **Valero Texas Open** - Tied the week's lowest score with an 8-under 64 in the final round of the Valero Texas Open to jump from T24 after 54 holes to sixth. Marked his second consecutive top-10 finish in the event. Played the par 4s in 10-under for the week, best in the field. **the Memorial Tournament presented by Nationwide** - Closed with four birdies on his last five holes at the Memorial Tournament presented by Nationwide to finish fourth, his third top-10 in 11 starts at the event.

## National Team Selections

**World Cup** : 2013

## Career Records

PGA TOUR (Playoff Record: 0 - 0)												
Season	Events	Rounds	1st	2nd	3rd	Top 10	Top 25	Cuts Made	Cuts Missed	WD	FedExCup Rank	Earnings
<b>Total:</b>	<b>326</b>	<b>1089</b>	<b>2</b>	<b>2</b>	<b>6</b>	<b>40</b>	<b>85</b>	<b>223</b>	<b>102</b>	<b>1</b>		<b>\$18,797,014</b>
2019	26	81				4	6	16	10		75	\$1,588,881
2018	27	92				5	8	20	7		77	\$1,523,642
2017	26	88				2	8	19	7		86	\$1,313,327
2016	26	82			1	2	8	15	11		59	\$1,601,177
2015	27	91		1		2	5	20	7		75	\$1,525,774
2014	24	78	1		1	2	4	17	7		44	\$2,107,994
2013	25	86	1	1	1	5	9	18	7		25	\$3,088,284
2012	26	89				3	7	18	8		112	\$893,736
2011	26	90				4	9	19	7		72	\$1,300,006
2010	28	90			2	5	7	17	10	1	25	\$1,472,349
2009	29	97			1	2	6	19	10		76	\$1,007,444
2008	32	114				4	8	24	8		39	\$1,352,705
2005	2	6						1	1			
2004	1	3							1			
2003	1	2							1			
(A) - Amateur												

Korn Ferry Tour (Playoff Record: 0 - 0)												
Season	Events	Rounds	1st	2nd	3rd	Top 10	Top 25	Cuts Made	Cuts Missed	WD	Priority Rank	Earnings
<b>Total:</b>	<b>2</b>	<b>4</b>							<b>2</b>			
2007	1	2							1			
2005	1	2							1			
(A) - Amateur												

## Top Tournaments

PGA TOUR									
	THE PLAYERS Championship	Masters Tournament	PGA Championship	U.S. Open	The Open Championship	WGC-HSBC Champions	WGC-Mexico	WGC-Dell Technologies Match Play	WGC-FedEx St. Jude Inv
2019	CUT				T57				
2018	CUT		CUT						
2017	T72								
2016	T74	T34	CUT	T13					
2015	CUT	T12	T54		CUT	T56			
2014	CUT	T42	CUT	CUT	T54	T34	T25	T33	71
2013	T2	CUT	T12	CUT	T79				T59
2012	T51			T59					
2011	T19	CUT	T62	67	CUT		T15		
2010	CUT								
2009	CUT		CUT						
2008				T53					

FedExCup Playoffs			
	THE NORTHERN TRUST	Dell Technologies Championship	BMW Championship
2019	CUT		
2018	T40	CUT	
2017	CUT	T35	
2016	T22	T57	T39
2015	T53	T69	
2014	T46	T26	T59
2013	T19	T41	T33
2012	T63		T24
2011	T32	CUT	
2010	T3	T45	T43
2009	T58	T32	T9
2008	T4	T50	T22

## Personal

- Upon graduating from Duke University in 2001, most of his friends headed for Wall Street or law school. He used his mom's Nissan Altima to travel to South Dakota for the 2001 Dakotas Tour. Burned out three cars logging in more than 300,000 miles criss-crossing the country while playing various Tours.
- Met future wife, Courtney, unexpectedly in Las Vegas in 2004. She competed as a swimmer for the University of Miami (Fla.) and Arizona State University.



# Steve Stricker

**Height:** 6'0" (1.83 m)  
**Weight:** 190 (86 kg)  
**Age:** 52 (February 23, 1967)  
**Birthplace:** Edgerton, Wisconsin  
**Residence:** Madison, Wisconsin  
**Family:** Wife, Nicki; Bobbi Maria, Isabella Nicole

**Education:** University of Illinois  
**Special Interests:** Hunting  
**Turned Professional:** 1990  
**City plays from:** Madison, WI, United States

## Exempt Status

Top 50 in career earnings (thru 2019-20)

## Career Victories

### PGA TOUR Victories (12):

**1996 (2)** Kemper Open, Motorola Western Open. **2001 (1)** World Golf Championships-Accenture Match Play Championship. **2007 (1)** The Barclays. **2009 (3)** Crowne Plaza Invitational at Colonial, John Deere Classic, Deutsche Bank Championship. **2010 (2)** Northern Trust Open, John Deere Classic. **2011 (2)** the Memorial Tournament presented by Nationwide Insurance, John Deere Classic. **2012 (1)** Hyundai Tournament of Champions.

### PGA TOUR Champions Victories (5):

**2018 (3)** Cologuard Classic, Rapiscan Systems Classic, Sanford International. **2019 (2)** Regions Tradition, U.S. Senior Open Championship.

### International Victories (2):

**1990** Victoria Open[Can]. **1993** Canadian PGA Championship[Can].

### Other Victories (5):

**2018** QBE Shootout [with Sean O'Hair]. **2013** CVS Caremark Charity Classic [with Bo Van Pelt]. **2009** Shark Shootout [with Jerry Kelly]. **1993** Canadian PGA Championship [Can]. **1990** Times Colonist Open [Can].

## 2018-19 Season Highlights

### PGA TOUR Champions

**Cologuard Classic** - Carded a final-round 3-under 70 to finish at 11-under 208 at the Cologuard Classic. Finished in a four-way tie for sixth place, his best in three starts this year on PGA TOUR Champions. **Rapiscan Systems Classic** - Defending his 2018 title, carded a final-round 69 to move up the leaderboard 27 spots for a T5 finish at the Rapiscan Systems Classic. **Regions Tradition** - Captured his first major championship title as he closed with a 4-under 68 for a six-shot victory over Billy Andrade, Paul Goydos and David Toms. Fourth win in 18 starts on PGA TOUR Champions and became the 15th player to make the Regions Tradition his first major victory. **American Family Insurance Championship** - Three-putted the first playoff hole to lose to Jerry Kelly in a playoff and finish T2 at the American Family Insurance Championship. Playing in Sunday's final group, shot a final-round 67 and posted a 15-under total to earn a spot in the three-man playoff with Kelly and Retief Goosen. It was his third top-three finish in his third start as tournament host of his hometown event. **U.S. Senior Open Championship** - Claimed his first U.S. Senior Open victory with a 19-under 261, recording as the lowest 72-hole total in the history of the event and his six-shot margin of victory tied for the largest margin of victory. Played 57 holes without a bogey, setting a new record at the event. His two bogeys through 72 holes recorded as the fewest by a winner at the U.S. Senior Open. Became the ninth player to win the event in the first start and the 15th player to win multiple major championships in the same year. **Bridgestone SENIOR PLAYERS Championship** - In his bid for a third major win of the season, Stricker led the Bridgestone SENIOR PLAYERS Championship after a first-round 64 but settled for a sixth-place finish after closing with rounds of 70-73-72.

## National Team Selections

**Presidents Cup** : 1996, 2007, 2009, 2011, 2013 **Presidents Cup Captain** : 2017 **Ryder Cup** : 2008, 2010, 2012 **Dunhill Cup** : 1996

## Career Records

PGA TOUR (Playoff Record: 1 - 1)													
Season	Events	Rounds	1st	2nd	3rd	Top 10	Top 25	Cuts Made	Cuts Missed	WD	FedExCup Rank	Earnings	
<b>Total:</b>	<b>496</b>	<b>1662</b>	<b>12</b>	<b>16</b>	<b>10</b>	<b>108</b>	<b>209</b>	<b>374</b>	<b>122</b>	<b>2</b>		<b>\$44,083,461</b>	
2019	7	20					1	4	3		216	\$135,670	
2018	12	40					4	9	3		145	\$582,566	
2017	13	44				2	6	11	2		115	\$1,002,036	
2016	15	53		1		3	5	11	4		76	\$1,418,647	
2015	9	32						7	2		176	\$269,701	
2014	11	40				2	6	11			116	\$1,154,747	
2013	13	47		4		8	11	13			3	\$4,440,532	
2012	19	70	1	1		7	12	18	1		20	\$3,420,021	
2011	19	69	2			5	15	19		1	18	\$3,992,785	
2010	19	72	2		2	9	13	19			7	\$4,190,235	
2009	22	79	3	2	1	11	16	19	3		3	\$6,332,636	
2008	22	72		1		6	13	16	6		17	\$2,438,304	
2007	23	80	1	2	1	9	14	19	4		3	\$4,663,077	
2006	17	62		1	1	7	10	15	2			\$1,811,811	
2005	21	62				1	4	10	11			\$397,640	
2004	27	78				1	3	13	14			\$440,906	
2003	21	56					1	8	13			\$150,590	
2002	22	63				1	9	13	9			\$789,713	
2001	20	65	1			4	7	15	5			\$1,676,229	
2000	21	61				1	5	11	10			\$418,780	
1999	21	69				4	9	15	6			\$662,461	
1998	21	82		2		10	12	20	1			\$1,313,948	
1997	20	59				1	3	13	7			\$167,652	
1996	22	82	2	1	4	7	10	19	3			\$1,383,739	
1995	23	83				4	13	20	3			\$438,931	
1994	26	93		1	1	4	6	22	4	1		\$334,409	
1993	6	17				1	1	2	4			\$46,171	
1992	2	6						1	1			\$5,550	
1991	1	2											
1990	1	4						1				\$3,974	

(A) - Amateur

Korn Ferry Tour (Playoff Record: 0 - 0)													
Season	Events	Rounds	1st	2nd	3rd	Top 10	Top 25	Cuts Made	Cuts Missed	WD	Priority Rank	Earnings	
<b>Total:</b>	<b>18</b>	<b>47</b>		<b>1</b>		<b>2</b>	<b>5</b>	<b>11</b>	<b>7</b>				
1993	3	8						1	2			\$820	
1992	1	2						1				\$1,065	
1991	12	31				1	4	7	5			\$11,298	
1990	2	6		1		1	1	2				\$10,080	

(A) - Amateur

## Top Tournaments

PGA TOUR	THE PLAYERS Championship	Masters Tournament	PGA Championship	U.S. Open	The Open Championship	WGC-HSBC Champions	WGC-Mexico	WGC-Dell Technologies Match Play	WGC-FedEx St. Jude Inv
2019	T23		CUT	T20					
2018	T41	T16	T54	T16	T37				
2017			T42		4				
2016			T30						
2015	T38	T28	T7	T21					
2014	T13	T31	T12	T8			57	T33	T63
2013	T37	T20	T12	T8			2	T5	13
2012	CUT	T47	T7	T15	T23		T8	T9	T2
2011	T12	T11	T12	T19	T12		T18	T33	T4
2010		T30	T18	T58	T55		T16	T33	T9
2009	T22	T6	CUT	T23	T52		T13	T17	T6
2008	CUT	CUT	T39	T29	T7		T6	T9	T43
2007	T52	CUT	T23	T13	T8		T35	T33	T41
2006			T7	T6					
2004	CUT			CUT					
2003	CUT								
2002	T19	CUT	CUT	T16	T59			T33	
2001	CUT	T10	T66	CUT	T42			1	
2000	CUT	T19	CUT	T27	CUT			T17	
1999	T6	T38	CUT	5	CUT			T33	
1998	T51		2	T5	T52				
1997	CUT	CUT	CUT	T36	T62				
1996	CUT	CUT	T26	T60	T22				
1995	T11		T23	T13					
1994	T23								
1993				83					

FedExCup Playoffs	THE NORTHERN TRUST	Dell Technologies Championship	BMW Championship	TOUR Championship
2017	CUT			
2016	T53	T24		
2013		2	T4	T2
2012	T54	T13	T26	22
2011	T24	T42	W/D	15
2010	T3	9	T8	T25
2009	T2	1	T53	6
2008	T19	T13	T10	T24
2007	1	T9	3	T17

## Personal

- Wife, Nicki, who had been his caddie throughout his professional career, gave up the bag in 1998 to deliver daughter Bobbi Maria. She still caddies periodically.
- Father-in-law Dennis Tiziani, a former golf coach at University of Wisconsin who played intermittently on the PGA TOUR in the 1970s, is his instructor.
- Brother-in-law Mario Tiziani played on TOUR in 2005 and currently serves as his manager.
- Captained the 2017 Presidents Cup U.S. Team to victory at Liberty National Golf Course in Jersey City, New Jersey, in his first stint as head captain in an international team event.
- Inducted into the Wisconsin State Golf Association Hall of Fame in December 2007.
- Became the 15th recipient of the Payne Stewart Award when he won the honor in 2012. The Payne Stewart Award is presented annually to a player sharing Stewart's respect for the traditions of the game, his commitment to uphold the game's heritage of charitable support and his professional and meticulous presentation of himself and the sport through his dress and conduct.
- In 2013 started a charitable foundation with American Family Insurance focusing on nutrition and wellness to help promote strong families and healthy kids.
- Brought the PGA TOUR back to the state of Wisconsin for the first time since 2009 when the American Family Insurance Championship debuted on PGA TOUR Champions in 2016. Serves as tournament host for the event held in Madison and became eligible to compete when he turned 50 in 2017.



# Chris Stroud

**Height:** 6'2" (1.88 m)  
**Weight:** 180 (82 kg)  
**Age:** 37 (February 3, 1982)  
**Birthplace:** Groves, Texas  
**Residence:** Houston, Texas  
**Family:** Wife, Tiffany; Halle Grace, Harper

**Education:** Lamar University (2004, Management Information Systems)  
**Special Interests:** Cooking, fishing, snow skiing, hunting  
**Turned Professional:** 2004  
**City plays from:** Houston, TX, United States

## Exempt Status

Top 125 in 2018-19 FedExCup standings (thru 2019-20)

## Career Victories

### PGA TOUR Victories (1):

2017 (1) Barracuda Championship.

## Player Statistics

**Career Low Round:** 62 - 2010 Children's Miracle Network Classic (Round 1)

**Career High FedExCup Rank:** #10 : 2016 Frys.com Open

**Career High Official World Golf Rank:** #74 : 2014 RBC Heritage

**Career Largest Paycheck:** \$658,800 : 2013 Travelers Championship (Finished 2)

## 2018-19 Season Highlights

Advanced to the FedExCup Playoffs for the eighth time in 13 seasons on TOUR, finishing No. 102 in the FedExCup standings. Recorded four top-10s, his most in a season since 2013-14 (4), and made the cut in 10 of 26 starts.

## PGA TOUR

**Waste Management Phoenix Open** - Overcame an even-par 71 in round one of the Waste Management Phoenix Open with scores of 66-67-69 to finish T7 with Sungjae Im and defending champion Gary Woodland. The result marked his first top-10 in 10 starts at TPC Scottsdale. **AT&T Pebble Beach Pro-Am** - Finished T10 at the AT&T Pebble Beach Pro-Am, nine strokes behind champion Phil Mickelson. Was his fourth made cut in 12 starts at the event and his second top-10. **Corales Puntacana Resort & Club Championship** - Finished T2 in his first start at the Corales Puntacana Resort & Club Championship, earning the second runner-up result of his PGA TOUR career. Entered the final round trailing by one after a third-round 64, his first sub-65 score on TOUR since the 2016 Charles Schwab Challenge (64/R3). **John Deere Classic** - Finished T4 at the John Deere Classic, his second top-five in 11 starts at the event. Made five consecutive birdies in round three (Nos. 11-15), his sixth career streak of five birdies or more.

## National Team Selections

**Arnold Palmer Cup** : 2004

## Career Records

PGA TOUR (Playoff Record: 1 - 1)													
Season	Events	Rounds	1st	2nd	3rd	Top 10	Top 25	Cuts Made	Cuts Missed	WD	FedExCup Rank	Earnings	
<b>Total:</b>	<b>347</b>	<b>1039</b>	<b>1</b>	<b>2</b>	<b>2</b>	<b>33</b>	<b>76</b>	<b>190</b>	<b>140</b>	<b>17</b>		<b>\$12,567,005</b>	
2019	26	62		1		4	6	10	13	3	102	\$1,075,552	
2018	27	73				1	2	15	9	3	155	\$565,466	
2017	22	59	1			3	7	11	11		84	\$1,308,445	
2016	27	80				1	3	16	9	1	134	\$599,176	
2015	28	84				2	5	14	13	1	116	\$746,814	
2014	25	88			2	4	11	19	6		47	\$1,826,399	
2013	26	88		1		4	6	18	7	1	43	\$1,602,122	
2012	28	86				2	8	15	12	1	110	\$903,570	
2011	28	88				2	8	16	11	1	61	\$1,096,499	
2010	27	90				4	6	17	10	1	127	\$942,082	
2009	28	88				2	5	17	10	1	120	\$735,019	
2008	29	81				2	4	12	14	3	205	\$482,405	
2007	24	66				2	5	9	14	1	167	\$673,106	
2005	1	2							1				
2004	1	4						1					

(A) - Amateur

Korn Ferry Tour (Playoff Record: 0 - 0)													
Season	Events	Rounds	1st	2nd	3rd	Top 10	Top 25	Cuts Made	Cuts Missed	WD	Priority Rank	Earnings	
<b>Total:</b>	<b>19</b>	<b>52</b>				<b>3</b>	<b>5</b>	<b>8</b>	<b>9</b>	<b>2</b>			
2017	1	1								1			
2016	3	7						1	1		116	\$2,550	
2010	1	4						1				\$4,278	
2008	1	4						1				\$1,898	
2007	3	8				1	1	1	2			\$16,250	
2006	9	26				2	4	4	5			\$53,919	
2004	1	2							1				

(A) - Amateur

## Top Tournaments

PGA TOUR										
	THE PLAYERS Championship	Masters Tournament	PGA Championship	U.S. Open	The Open Championship	WGC-HSBC Champions	WGC-Mexico	WGC-Dell Technologies Match Play	WGC-FedEx St. Jude Inv	
2018	T46		T65							
2017			T9							
2016	W/D									
2015	T42									
2014	T80		T64		CUT					
2013	T33		CUT							
2012	CUT		CUT							
2011	T12									
2010	T10				T47					
2009					CUT					
2008					CUT					
2007					CUT					

FedExCup Playoffs			
THE NORTHERN TRUST	Dell Technologies Championship	BMW Championship	TOUR Championship
2019	W/D		
2017	CUT		
2015	CUT		
2014	T19		T43
2013	T33	T35	T51
2012	CUT		
2011	T18	T42	T22
2009	W/D		

## Personal

- Took up golf at age 5, going to the golf course with his father.
- Junior golf rival and college teammate of Shawn Stefani.
- Is an avid wine collector.
- Loves to snow ski.
- Led fundraising efforts by several PGA TOUR players in the aftermath of Hurricane Harvey, which devastated his hometown of Houston in 2017.



# Brian Stuard<sup>(STOO-erd)</sup>

**Height:** 5'10" (1.78 m)  
**Weight:** 175 (79 kg)  
**Age:** 36 (December 10, 1982)  
**Birthplace:** Jackson, Michigan  
**Residence:** Fort Worth, Texas  
**Family:** Single

**Education:** Oakland University (2005, Business Management)  
**Special Interests:** Spending time with family, boating, water sports  
**Turned Professional:** 2005  
**City plays from:** Jackson, MI, United States

## Exempt Status

Top 125 in 2018-19 FedExCup standings (thru 2019-20)

## Career Victories

### PGA TOUR Victories (1):

2016 (1) Zurich Classic of New Orleans.

## Player Statistics

**Career Low Round: 62** - 2013 Humana Challenge in partnership with the Clinton Foundation (Round 3)

**Career High FedExCup Rank: #8** : 2014 Farmers Insurance Open

**Career High Official World Golf Rank: #110** : 2014 THE PLAYERS Championship

**Career Largest Paycheck:** \$1,260,000 : 2016 Zurich Classic of New Orleans (Finished 1)

## 2018-19 Season Highlights

Qualified for the FedExCup Playoffs for the second consecutive season and fifth overall, finishing the season at No. 82 in the FedExCup standings. Claimed three top-10s and made 20 cuts in 29 starts.

## PGA TOUR

**Sony Open in Hawaii** - Making his seventh start at the Sony Open in Hawaii, finished T8 to earn his fourth top-10 finish at Waialae Country Club. Led the field in Scrambling for the week (16/18). **Valero Texas Open** - In his sixth start at the Valero Texas Open, recorded a 15-under 273 total to finish T4. In the five previous starts in the event, had never finished better than T36 (2018).

## Career Records

PGA TOUR (Playoff Record: 1-0)												
Season	Events	Rounds	1st	2nd	3rd	Top 10	Top 25	Cuts Made	Cuts Missed	WD	FedExCup Rank	Earnings
<b>Total:</b>	<b>225</b>	<b>679</b>	<b>1</b>	<b>2</b>		<b>17</b>	<b>45</b>	<b>130</b>	<b>95</b>			<b>\$8,773,386</b>
2019	29	94				3	7	20	9		82	\$1,320,637
2018	32	97				3	6	19	13		86	\$1,089,763
2017	31	87					4	16	15		145	\$588,806
2016	20	66	1			1	4	13	7		60	\$1,666,014
2015	31	93				1	7	17	14		128	\$687,109
2014	29	87		1		4	8	17	12		51	\$1,852,531
2013	25	74				4	6	15	10		92	\$1,032,028
2010	28	81		1		1	3	13	15		164	\$536,497
(A) - Amateur												

Korn Ferry Tour (Playoff Record: 0-0)												
Season	Events	Rounds	1st	2nd	3rd	Top 10	Top 25	Cuts Made	Cuts Missed	WD	Priority Rank	Earnings
<b>Total:</b>	<b>100</b>	<b>319</b>		<b>1</b>	<b>2</b>	<b>9</b>	<b>30</b>	<b>59</b>	<b>41</b>			
2016	2	4						1	2			
2015	4	10							3		121	\$2,630
2012	26	91		1		4	12	19	7			\$205,711
2011	23	67			1	2	4	11	12			\$89,859
2010	3	10				1	1	2	1			\$21,465
2009	28	95			1	2	11	19	9			\$188,623
2008	14	42					2	7	7			\$26,225
(A) - Amateur												

## Top Tournaments

PGA TOUR									
	THE PLAYERS Championship	Masters Tournament	PGA Championship	U.S. Open	The Open Championship	WGC-HSBC Champions	WGC-Mexico	WGC-Dell Technologies Match Play	WGC-FedEx St. Jude Inv
2019	CUT			T65					
2018				CUT					
2017	T75	T36		CUT					
2016	CUT		T79						T16
2015	CUT								
2014	T17		CUT	CUT					
2013	CUT			CUT					

FedExCup Playoffs			
	THE NORTHERN TRUST	Dell Technologies Championship	BMW Championship
2019	T52		
2018	T25	T31	
2016	T41	T21	T56
2014	T74	T16	T36
2013	CUT	T67	

## Personal

- Lists his parents as his heroes. Got started in golf in the eighth grade because he wanted to play for his high school golf team.



# Zack Sucher (SOO-ker)

**Height:** 6'0" (1.83 m)  
**Weight:** 210 (95 kg)  
**Age:** 32 (October 2, 1986)  
**Birthplace:** Atlanta, Georgia  
**Residence:** Birmingham, Alabama  
**Family:** Wife, Courtney; Hadley Rae

**Education:** University of Alabama-Birmingham  
**Special Interests:** Fishing, basketball and most other sports  
**Turned Professional:** 2009  
**City plays from:** Birmingham, AL, United States

## Exempt Status

126-150 in 2018-19 FedExCup standings (thru 2019-20)

## Career Victories

### Korn Ferry Tour Victories (1):

2014 (1) Midwest Classic.

## Player Statistics

**Career Low Round:** 64 - 2019 Travelers Championship (Round 1)

**Career High FedExCup Rank:** #124 : 2017 Sanderson Farms Championship

**Career High Official World Golf Rank:** #143 : 2019 World Golf Championships-FedEx St. Jude Invitational

**Career Largest Paycheck:** \$633,600 : 2019 Travelers Championship (Finished 2)

## 2018-19 Season Highlights

### PGA TOUR

**Travelers Championship** - Playing on a sponsor exemption at the Travelers Championship, held the 18-hole co-lead and 36-hole lead en route to a T2, his first career top-10 on the PGA TOUR. Earned 245 FedExCup points towards the 322 required to satisfy Medical Extension. Had missed the cut at both previous appearances at the Travelers Championship.

### Korn Ferry Tour

**Dormie Network Classic at Briggs Ranch** - Returned to form after battling injuries the last two seasons. Recorded a final-round 7-under 65 to climb the leaderboard for a T4 finish. **REX Hospital Open** - Used a third-round 9-under 62 to climb the leaderboard at the REX Hospital Open. Posted a final-round 67 to finish the week T2 at 18-under 266.

## Career Records

PGA TOUR (Playoff Record: 0 - 0)												
Season	Events	Rounds	1st	2nd	3rd	Top 10	Top 25	Cuts Made	Cuts Missed	WD	FedExCup Rank	Earnings
<b>Total:</b>	<b>43</b>	<b>111</b>		<b>1</b>		<b>1</b>	<b>3</b>	<b>15</b>	<b>28</b>			
2019	10	30		1		1	2	7	3		144	\$753,782
2017	14	36						3	11		227	\$35,135
2015	18	43					1	5	13		206	\$85,614
2009	1(A)	2							1			

(A) - Amateur

Korn Ferry Tour (Playoff Record: 0 - 0)												
Season	Events	Rounds	1st	2nd	3rd	Top 10	Top 25	Cuts Made	Cuts Missed	WD	Priority Rank	Earnings
<b>Total:</b>	<b>82</b>	<b>255</b>	<b>1</b>	<b>4</b>		<b>14</b>	<b>23</b>	<b>46</b>	<b>36</b>			<b>\$681,914</b>
2019	13	38		1		2	2	6	7		127	\$89,699
2017	2	6						1	1			\$2,566
2016	22	76		1		4	8	16	6		15	\$201,351
2015	4	8							4			
2014	25	81	1	1		6	11	16	9		14	\$313,466
2013	5	14		1		2	2	2	3			\$64,058
2011	11	32						5	6			\$10,773

(A) - Amateur

## Personal

- All-state basketball selection at St. Paul's Episcopal in Mobile, Ala.
- Non-golf-related jobs after college include performing in a Backstreet Boys cover band.
- Was the sixth-grade checker champion in middle school.
- Has wrestled an alligator, and skydiving is on his bucket list.
- Favorite college team is UAB. Favorite pro team is the Atlanta Falcons.



# Hudson Swafford

**Height:** 6'3" (1.91 m)  
**Weight:** 200 (91 kg)  
**Age:** 32 (September 9, 1987)  
**Birthplace:** Tallahassee, Florida  
**Residence:** St. Simons Island, Georgia  
**Family:** Wife, Katherine; James

**Education:** University of Georgia (2011, Consumer Economics)  
**Special Interests:** Hunting, fishing, University of Georgia football  
**Turned Professional:** 2011  
**City plays from:** Sea Island, GA, United States

## Exempt Status

Minor Medical Extension

## Career Victories

### PGA TOUR Victories (1):

2017 (1) CareerBuilder Challenge.

### Korn Ferry Tour Victories (1):

2012 (1) Stadium Classic at UGA.

## 2018-19 Season Highlights

Made the cut in 10 of 20 starts and recorded one top-10 to finish No. 162 in the FedExCup standings and miss the FedExCup Playoffs for the second consecutive season. Entered the 2019-20 season on a Minor Medical Extension with seven starts available to earn 133 points to equal No. 125 on the 2018-19 FedExCup points list (Pat Perez/376 points).

## PGA TOUR

**Sony Open in Hawaii** - Recorded four rounds in the 60s for the third time in his career to finish T3 and five strokes behind Matt Kuchar at the Sony Open in Hawaii. Represented third top-10 in six starts at the event and best result on TOUR since winning the 2017 Desert Classic.

## Career Records

### PGA TOUR (Playoff Record: 0-0)

Season	Events	Rounds	1st	2nd	3rd	Top 10	Top 25	Cuts Made	Cuts Missed	WD	FedExCup Rank	Earnings
<b>Total:</b>	<b>157</b>	<b>486</b>	<b>1</b>		<b>1</b>	<b>8</b>	<b>27</b>	<b>95</b>	<b>62</b>			
2019	20	57			1	1	1	10	10		162	\$545,191
2018	22	67					2	15	7		156	\$569,391
2017	28	90	1			4	6	19	9		38	\$2,246,090
2016	30	104				1	7	22	8		64	\$1,027,314
2015	30	95				1	6	18	12		81	\$959,391
2014	26	71				1	5	11	15		146	\$513,883
2010	1 (A)	2							1			

(A) - Amateur

### Korn Ferry Tour (Playoff Record: 0-0)

Season	Events	Rounds	1st	2nd	3rd	Top 10	Top 25	Cuts Made	Cuts Missed	WD	Priority Rank	Earnings
<b>Total:</b>	<b>56</b>	<b>171</b>	<b>1</b>			<b>6</b>	<b>17</b>	<b>31</b>	<b>24</b>	<b>1</b>		<b>\$362,210</b>
2014	5	16				1	3	3	2		39	\$44,172
2013	25	74				3	8	14	10	1	21	\$138,760
2012	26	81	1			2	6	14	12			\$179,278

(A) - Amateur

## Top Tournaments

PGA TOUR	THE PLAYERS Championship	Masters Tournament	PGA Championship	U.S. Open	The Open Championship	WGC-HSBC Champions	WGC-Mexico	WGC-Dell Technologies Match Play	WGC-FedEx St. Jude Inv
2018	CUT					T50			
2017	CUT	CUT							T10
2016	T57								
2014				CUT					
2010				CUT					

### FedExCup Playoffs

THE NORTHERN TRUST	Dell Technologies Championship	BMW Championship	TOUR Championship
2017 T43	T13	T40	
2016 T41	T15	T56	
2015 T50	T33		

## Player Statistics

**Career Low Round:** 62 - 2017 Sony Open in Hawaii (Round 1)

**Career High FedExCup Rank:** #6 : 2017 CareerBuilder Challenge

**Career High Official World Golf Rank:** #75 : 2017 Valero Texas Open

**Career Largest Paycheck:** \$1,044,000 : 2017 CareerBuilder Challenge (Finished 1)

## Personal

- Huge University of Georgia fan, including football, basketball and baseball teams.
- Always marks his ball with a half-dollar.
- Favorite professional sports teams are the Atlanta Falcons and Atlanta Braves, or following former UGA quarterback Matthew Stafford in his NFL career.
- Became a supporter of breast cancer research after his mother had the disease.
- Supports The First Tee where his wife Katherine is on the board of his local chapter.
- He and Katherine take a big trip each December.



# Ben Taylor

**Height:** 5'11" (1.8 m)  
**Weight:** 200 (90 kg)  
**Age:** 27 (June 11, 1992)  
**Birthplace:** Epsom, London  
**Residence:** Champions Gate, Florida  
**Family:** Single

**Education:** Louisiana State University (2015, Sports Administration)  
**Turned Professional:** 2015  
**City plays from:** London, England

## Exempt Status

Top 50 from 2019 Korn Ferry Tour (thru 2019-20)

## Career Victories

### Korn Ferry Tour Victories (1):

**2018 (1)** Club Colombia Championship.

## Player Statistics

**Career Low Round:** 69 - 2016 Zurich Classic of New Orleans (Round 3)

**Career High FedExCup Rank:**

**Career High Official World Golf Rank:** #399 - 2018 Masters Tournament

**Career Largest Paycheck:** \$16,968 - 2016 Zurich Classic of New Orleans (Finished T48)

## 2018-19 Season Highlights

Earned PGA TOUR membership by finishing No. 9 in the Korn Ferry Tour Finals 25, entering the 2019-20 season 19th in the final priority ranking. For the season, collected three top-10s, highlighted by a runner-up at the Nationwide Children's Hospital Championship, and made 13 cuts in 22 starts.

### Korn Ferry Tour

**Panama Championship** - Held the solo lead after Friday and Saturday in Panama, finishing solo-fourth for the week. **Knoxville Open** - Playing out of the final twosome on Sunday, carded a final-round 74 to finish T10, his second top-10 of the season. **Nationwide Children's Hospital Championship** - Used four rounds in the 60s to finish T2 at Ohio State University Golf Club's Scarlet Course. The result earned him a spot in The Finals 25 and his first PGA TOUR card.

## National Team Selections

**Arnold Palmer Cup** : 2013

## Career Records

### PGA TOUR (Playoff Record: 0 - 0)

Season	Events	Rounds	1st	2nd	3rd	Top 10	Top 25	Cuts Made	Cuts Missed	WD	FedExCup Rank	Earnings
<b>Total:</b>	<b>3</b>	<b>7</b>						<b>1</b>	<b>2</b>			
2016	2	5						1	1			
2015	1 (A)	2							1			

### Korn Ferry Tour (Playoff Record: 0 - 0)

Season	Events	Rounds	1st	2nd	3rd	Top 10	Top 25	Cuts Made	Cuts Missed	WD	Priority Rank	Earnings
<b>Total:</b>	<b>69</b>	<b>216</b>	<b>1</b>	<b>1</b>		<b>5</b>	<b>15</b>	<b>39</b>	<b>30</b>			
2019	22	70		1		3	9	13	9		19	\$166,346
2018	25	75	1			1	3	12	13		118	\$163,343
2017	22	71				1	3	14	8			\$58,718

(A) - Amateur

## Top Tournaments

PGA TOUR	THE PLAYERS Championship	Masters Tournament	PGA Championship	U.S. Open	The Open Championship	WGC-HSBC Champions	WGC-Mexico	WGC-Dell Technologies Match Play	WGC-FedEx St. Jude Inv
2015					CUT				

## Personal

- Grew up in England with parents, Phil and Suzanne, and older sister, Katie. Father, Phil, is a PGA professional who owns a public driving range where Ben learned to play. Uncle, Max, is also a PGA professional and teaches at the driving range.
- Played soccer, ice hockey, rugby, cricket and tennis until he started focusing on golf at age 14.
- Enjoys traveling to the Florida Keys where he enjoys being on the water.
- Big LSU football fan and his favorite soccer team is Arsenal.
- Idolized Lee Westwood growing up.
- Competed at Nova Southeastern University for two years before transferring to LSU where he would play and graduate. Became the first player to win a NCAA championship at both a D-2 and D-1 school.
- Always carries exactly nine tees in his pocket to start a round.



# Nick Taylor

**Height:** 6'0" (1.83 m)  
**Weight:** 170 (77 kg)  
**Age:** 31 (April 14, 1988)  
**Birthplace:** Winnipeg, Manitoba, Canada  
**Residence:** Abbotsford, British Columbia, Canada  
**Family:** Wife, Andie

**Education:** University of Washington (2010, Economics)  
**Special Interests:** All sports, movies, Mario Kart 64  
**Turned Professional:** 2010  
**City plays from:** Abbotsford, B.C., Canada

## Exempt Status

Top 125 in 2018-19 FedExCup standings (thru 2019-20)

## Career Victories

### PGA TOUR Victories (1):

2015 (1) Sanderson Farms Championship.

## Player Statistics

**Career Low Round:** 63 - 2019 Barbasol Championship (Round 1)

**Career High FedExCup Rank:** #8 : 2015 Sanderson Farms Championship

**Career High Official World Golf Rank:** #175 : 2018 Shriners Hospitals for Children Open

**Career Largest Paycheck:** \$720,000 : 2015 Sanderson Farms Championship (Finished 1)

## 2018-19 Season Highlights

Qualified for the FedExCup Playoffs for the fourth time in five seasons, ending the season at No. 120 in the FedExCup standings. Made 21 cuts in 28 starts, with lone top-10 coming at Zurich Classic of New Orleans with partner Martin Laird (T9).

## PGA TOUR

**ISPS Handa Melbourne World Cup of Golf** - Finished T4 representing Canada at the ISPS HANDA Melbourne World Cup of Golf with fellow British Columbian Adam Hadwin. Carded a final-round 6-under 66 in the Foursomes format at The Metropolitan Golf Club to move inside the top five after beginning the final round tied for 15th.

## National Team Selections

**World Cup :** 2018

## Career Records

PGA TOUR (Playoff Record: 0 - 0)												
Season	Events	Rounds	1st	2nd	3rd	Top 10	Top 25	Cuts Made	Cuts Missed	WD	FedExCup Rank	Earnings
<b>Total:</b>	<b>150</b>	<b>470</b>	<b>1</b>			<b>9</b>	<b>25</b>	<b>93</b>	<b>57</b>			<b>\$4,748,412</b>
2019	28	93				1	4	21	7		120	\$892,663
2018	30	90				2	6	17	13		123	\$899,373
2017	29	95				4	8	20	9		93	\$1,255,259
2016	26	79				1	5	16	10		129	\$628,756
2015	28	91	1			1	2	17	11		101	\$1,072,360
2012	1	2							1			
2011	2	4							2			
2010	2 (A)	4							2			
2009	2 (A)	6						1	1			
2008	2 (A)	6						1	1			
(A) - Amateur												

Korn Ferry Tour (Playoff Record: 0 - 0)												
Season	Events	Rounds	1st	2nd	3rd	Top 10	Top 25	Cuts Made	Cuts Missed	WD	Priority Rank	Earnings
<b>Total:</b>	<b>27</b>	<b>82</b>				<b>3</b>	<b>5</b>	<b>14</b>	<b>13</b>			
2014	24	73				3	5	13	11		37	\$114,724
2012	1	3							1			
2011	1	2							1			
2009	1 (A)	4						1				
(A) - Amateur												

## Top Tournaments

PGA TOUR									
	THE PLAYERS Championship	Masters Tournament	PGA Championship	U.S. Open	The Open Championship	WGC-HSBC Champions	WGC-Mexico	WGC-Dell Technologies Match Play	WGC-FedEx St. Jude Inv
2019	T16			T43					
2018	T79								
2016	CUT								
2015	T3		T68						
2009				T36					
2008				CUT					

FedExCup Playoffs			
	THE NORTHERN TRUST	Dell Technologies Championship	BMW Championship
2019	CUT		
2018	CUT		
2017	CUT	T56	
2015	T53		

## Personal

- Attended Yale Secondary School in Abbotsford, British Columbia.
- First golf memory was playing in Fiji for the Aaron Baddeley Championship.
- If not a professional golfer, would be a college coach.
- Was selected to carry the Olympic Torch in advance of the 2010 Winter Olympics in Vancouver.
- Favorite team as a kid was the Toronto Blue Jays. Is now a big Seattle Seahawks fan.
- In 2017, founded the Nick Taylor Charity Pro-Am presented by the University of the Fraser Valley in support of the University of the Fraser Valley Cascades Men's and Women's Golf programs, and local charity beneficiaries Holmberg House and Starfish Pack.



# Vaughn Taylor

**Height:** 6'0" (1.83 m)  
**Weight:** 160 (73 kg)  
**Age:** 43 (March 9, 1976)  
**Birthplace:** Roanoke, Virginia  
**Residence:** Augusta, Georgia  
**Family:** Wife, Leot; Locklyn Vaughn Taylor, Vanilla Lhuillier

**Education:** Augusta State University (1999, Business Administration)  
**Special Interests:** Fishing  
**Turned Professional:** 1999  
**City plays from:** Augusta, GA, United States

## Exempt Status

Top 125 in 2018-19 FedExCup standings (thru 2019-20)

## Career Victories

### PGA TOUR Victories (3):

**2004 (1)** Reno-Tahoe Open. **2005 (1)** Reno-Tahoe Open. **2016 (1)** AT&T Pebble Beach Pro-Am.

### Korn Ferry Tour Victories (1):

**2003 (1)** Knoxville Open.

## 2018-19 Season Highlights

Qualified for the FedExCup Playoffs for the fourth consecutive season (ninth total), advancing to the BMW Championship for the fourth time and finishing the season No. 49 in the FedExCup standings. Recorded four top-10s and made 20 cuts in 27 starts. Represented best finish in the FedExCup and most top-10s in a season since 2010.

## PGA TOUR

**Desert Classic** - Posted scores of 68-66-69-66 at the Desert Classic to finish T7 with J.T. Poston at 19-under 269. The result marked his 35th career top-10 on TOUR and third at the event. **Genesis Open** - Finished 7-under T9 at the Genesis Open, helped by a bogey-free, final-round 67 – one of just two bogey-free rounds recorded by the entire field in rounds three and four (Carlos Ortiz/69/R4). **Travelers Championship** - En route to a solo-fourth result at the Travelers Championship, birdied his last five holes to post a 5-under 65 and finish at 12-under 268. Marked his best showing since winning the 2016 AT&T Pebble Beach Pro-Am. Back-nine 29 in the final round was his third career sub-30 nine-hole score and first since the 2009 Desert Classic (front/R1).

## National Team Selections

**Ryder Cup** : 2006

## Career Records

PGA TOUR (Playoff Record: 1 - 2)												
Season	Events	Rounds	1st	2nd	3rd	Top 10	Top 25	Cuts Made	Cuts Missed	WD	FedExCup Rank	Earnings
<b>Total:</b>	<b>387</b>	<b>1234</b>	<b>3</b>	<b>3</b>	<b>3</b>	<b>38</b>	<b>92</b>	<b>245</b>	<b>134</b>	<b>8</b>		<b>\$17,223,417</b>
2019	27	91				4	8	20	7	49		\$1,723,910
2018	25	79				3	8	16	9	118		\$965,691
2017	26	84					7	19	6	114		\$797,385
2016	24	72	1			1	3	12	12	62		\$1,640,750
2015	12	42				2	6	11	1	151		\$533,036
2014	3	10						2	1	243		\$20,451
2013	16	46				1	5	9	6	155		\$399,286
2012	26	79					5	14	12	136		\$547,129
2011	27	89					2	17	10	116		\$423,907
2010	26	87		1		6	7	17	9	35		\$1,838,861
2009	28	88		1		2	4	16	12	115		\$1,178,282
2008	32	103		1		2	7	21	11	132		\$1,053,423
2007	28	91			1	3	5	18	8	63		\$1,313,353
2006	26	88			1	6	9	18	8			\$1,783,945
2005	32	99	1		1	4	8	19	10	3		\$1,827,574
2004	27	82	1			4	8	16	10	1		\$1,176,434
2000	1(A)	2							1			
1998	1(A)	2							1			

(A) - Amateur

Korn Ferry Tour (Playoff Record: 1 - 0)												
Season	Events	Rounds	1st	2nd	3rd	Top 10	Top 25	Cuts Made	Cuts Missed	WD	Priority Rank	Earnings
<b>Total:</b>	<b>78</b>	<b>247</b>	<b>1</b>	<b>2</b>		<b>13</b>	<b>26</b>	<b>49</b>	<b>26</b>	<b>2</b>		
2016	2	2	1	2					1	1		
2015	8	28					5	6	2		78	\$49,458
2014	20	73				3	6	17	3		53	\$126,093
2013	7	20				2	2	3	4		54	\$44,775
2004	1	4					1	1				\$7,250
2003	17	50	1	2		5	6	10	5	1		\$223,988
2002	10	30				1	2	5	5			\$24,798
2001	1	2							1			
2000	12	38				2	4	7	5			\$50,986

(A) - Amateur

## Top Tournaments

PGA TOUR									
	THE PLAYERS Championship	Masters Tournament	PGA Championship	U.S. Open	The Open Championship	WGC-HSBC Champions	WGC-Mexico	WGC-Dell Technologies Match Play	WGC-FedEx St. Jude Inv
2019	T41								
2018	CUT								
2017	CUT								
2016	CUT	CUT	T33						T38
2011	CUT								
2010	CUT		CUT						
2009	CUT								
2008	CUT	CUT	CUT						T27
2007	CUT	T10	CUT	CUT	CUT				T61
2006	T8	CUT	CUT		T66				T18
2005	T32		T28				T32		
1998				CUT					

FedExCup Playoffs			
	THE NORTHERN TRUST	Dell Technologies Championship	BMW Championship
2019	T50		T16
2018	CUT		
2017	T43		
2016	CUT	T24	T42
2011	CUT		
2010	T5	CUT	T30
2009	T64		
2008	CUT		
2007	T60	T41	T30

## Personal

- Moved to Augusta, Ga., as an infant. Attended high school (Hephzibah High) and college (Augusta State) there and still resides near his parents.



# Josh Teater

**Height:** 5'10" (1.78 m)  
**Weight:** 180 (82 kg)  
**Age:** 40 (April 6, 1979)  
**Birthplace:** Danville, Kentucky (raised in Lexington)  
**Residence:** Lexington, Kentucky  
**Family:** Wife, Ashley; Bain

**Education:** Morehead State University (2001, Business)  
**Special Interests:** Music, TV, movies, Kentucky athletics, Norris Lake, Young Life, Fellowship of Christian Athletes and relaxing with friends.  
**Turned Professional:** 2001  
**City plays from:** Lexington, KY, United States

## Exempt Status

126-150 in 2018-19 FedExCup standings (thru 2019-20)

## Career Victories

### Korn Ferry Tour Victories (1):

**2009 (1)** Utah Championship Presented by Utah Sports Commission.

## Player Statistics

**Career Low Round: 64** - 2019 Wyndham Championship (Round 1)

**Career High FedExCup Rank: #9** : 2013 Farmers Insurance Open

**Career High Official World Golf Rank: #98** : 2013 Shell Houston Open

**Career Largest Paycheck:** \$536,800 : 2013 Farmers Insurance Open (Finished 2)

## 2018-19 Season Highlights

### PGA TOUR

**Barbasol Championship** - In his hometown of Lexington, Kentucky, finished T6 at the Barbasol Championship. Represented best finish on TOUR since the 2013 Genesis Open (T6). **Wyndham Championship** - With his T6 at the Wyndham Championship, wrapped up conditional status for 2019-20, moving from No. 165 to No. 146 in the FedExCup standings. Made a big push down the stretch to guarantee status for the following season, closing with a T6 at the Barbasol Championship, T13 at the Barracuda Championship and T6 in Greensboro.

### Korn Ferry Tour

**Chitimacha Louisiana Open presented by MISTRAS** - Finished T10 at 15-under at the 2019 Chitimacha Louisiana Open presented by MISTRAS, highlighted by a third-round 65.

## Career Records

PGA TOUR (Playoff Record: 0 - 0)													
Season	Events	Rounds	1st	2nd	3rd	Top 10	Top 25	Cuts Made	Cuts Missed	WD	FedExCup Rank	Earnings	
<b>Total:</b>	<b>184</b>	<b>580</b>		<b>1</b>	<b>1</b>	<b>13</b>	<b>32</b>	<b>115</b>	<b>68</b>				
2019	24	67				2	4	13	11		146	\$663,570	
2018	2	8						2					
2017	2	6						1	1				
2015	11	29						5	6		203	\$80,359	
2014	28	88					2	17	11		148	\$366,241	
2013	24	82		1		3	4	19	5		78	\$1,332,652	
2012	30	93				4	7	19	10		73	\$1,011,430	
2011	31	104				2	7	20	11		102	\$769,324	
2010	31	101			1	2	8	19	12		76	\$1,005,323	
2005	1	2							1				

(A) - Amateur

Korn Ferry Tour (Playoff Record: 0 - 0)													
Season	Events	Rounds	1st	2nd	3rd	Top 10	Top 25	Cuts Made	Cuts Missed	WD	Priority Rank	Earnings	
<b>Total:</b>	<b>119</b>	<b>389</b>	<b>1</b>	<b>4</b>	<b>1</b>	<b>13</b>	<b>36</b>	<b>74</b>	<b>45</b>			<b>\$827,390</b>	
2019	4	12				1	1	2	2		128	\$16,070	
2018	26	87		2		3	8	17	9		31	\$200,263	
2017	24	81				2	9	17	7		93	\$122,666	
2016	24	85		1		2	7	18	6		55	\$155,201	
2015	9	21						1	3			\$2,252	
2014	4	10						1	3			\$3,050	
2009	26	87	1	1	1	5	11	17	9		115	\$326,438	
2004	1	2							1				
2003	1	4						1				\$1,451	

(A) - Amateur

## Top Tournaments

PGA TOUR	THE PLAYERS Championship	Masters Tournament	PGA Championship	U.S. Open	The Open Championship	WGC-HSBC Champions	WGC-Mexico	WGC-Dell Technologies Match Play	WGC-FedEx St. Jude Inv
2014	CUT								
2013	T62		T47	T56	82				
2012	T46								
2011	CUT								

FedExCup Playoffs			
THE NORTHERN TRUST	Dell Technologies Championship	BMW Championship	TOUR Championship
2013 T72	T62		
2012 T19	T60		
2011 T43			
2010 T36	T45		

## Personal

- Despite an allegiance to his alma mater Morehead State, is a huge University of Kentucky sports fan.
- Lists favorite TV shows as "24," "The Office" and "Dexter." Favorite music comes from Amos Lee, the David Crowder Band and Toby Mac.
- Always dreamed of being a professional athlete, but thought it would be as a basketball player, given the game's roots in his native Kentucky.
- Began playing the game at the age of 13, and credits the Larry Gilbert Junior Golf Program for giving his game direction. Was a better baseball player than golfer in high school.



# Justin Thomas

**FedExCup Champion:** 2017  
**Height:** 5'10" (1.78 m)  
**Weight:** 160 (72 kg)  
**Age:** 26 (April 29, 1993)  
**Birthplace:** Louisville, Kentucky  
**Residence:** Jupiter, Florida  
**Family:** Single

**Education:** University of Alabama  
**Turned Professional:** 2013  
**City plays from:** Louisville, KY, United States

## Exempt Status

Winner, PGA Championship or U.S. Open (thru 2023-24)

## Career Victories

### PGA TOUR Victories (10):

**2016 (1)** CIMB Classic. **2017 (5)** CIMB Classic, SBS Tournament of Champions, Sony Open in Hawaii, PGA Championship, Dell Technologies Championship. **2018 (3)** THE CJ CUP @ NINE BRIDGES, The Honda Classic, World Golf Championships-Bridgestone Invitational. **2019 (1)** BMW Championship.

### Korn Ferry Tour Victories (1):

**2014 (1)** Nationwide Children's Hospital Championship.

## 2018-19 Season Highlights

Qualified for the FedExCup Playoffs for the fifth time in his fifth season and won his 10th PGA TOUR title at the BMW Championship, advancing to the TOUR Championship for the fourth consecutive season and finishing tied for third in the FedExCup standings. Became the ninth player to win 10 TOUR titles, including a major, before turning 27. Was one of two players to finish each season from 2016-17 to 2018-19 in the top 10 of the FedExCup standings, joining Brooks Koepka. Led the TOUR in Par-5 Scoring Average, and at 4.42, recorded the best mark in that statistic since Tiger Woods in 2003 (4.38). Earned seven top-10s and made 18 cuts in 20 starts.

## PGA TOUR

**CIMB Classic** - Recorded first top-10 of the season with a T5 at the CIMB Classic. Tied the round of the day in the final round with an 8-under 64. **Sentry Tournament of Champions** - In his fourth start at the Sentry Tournament of Champions, shot a final-round 65 to finish third. Tied Gary Woodland for most birdies in the field with 25. **Waste Management Phoenix Open** - Recorded first top-10 in five starts at the Waste Management Phoenix Open, placing third at 14-under 270. Held a share of the first-round lead with Harold Varner III and eventual champion Rickie Fowler after opening with a 64. **Genesis Open** - Entering the final round with a four-shot lead, recorded a 4-over 75 to finish runner-up at the Genesis Open, one stroke behind J.B. Holmes. 54-hole score of 196 matched the tournament record (Mike Weir/2004, Dustin Johnson/2017). Marked the first time he failed to win after posting a 54-hole score of 196 or better (2015 CIMB Classic/196/Won, 2017 Sony Open in Hawaii/188/Won, 2018 WGC-FedEx St. Jude Invitational/196/Won, 2019 Genesis Open/196/2nd). Led the field in birdies with 23. **World Golf Championships-Mexico Championship** - Equaled his own 18-hole tournament record at the World Golf Championships-Mexico Championship with a final-round 62, his second 62 at Club de Golf Chapultepec in two years, en route to a ninth-place result. Began the final round 16 strokes off the lead before recording 10 birdies. Hit a 457-yard tee shot on No. 10 in the third round, the longest drive of the season on the PGA TOUR. Marked his third top-10 in three starts at the event. **BMW Championship** - Recorded first win in 2018-19 at the BMW Championship, the penultimate event of the season. Marked 10th career PGA TOUR victory at the age of 26 years, 3 months, 20 days in his 136th career start, and second FedExCup Playoffs title. Set course record at Medinah Country Club Course No. 3 with a third-round 61, his fourth round of 61 or better on TOUR. Entered the final round with a six-shot lead, which at one point, shrunk to two. Won by three shots over Patrick Cantlay. Marked the seventh of 10 54-hole leads/co-leads on TOUR he converted to victory. Claimed the top spot in the FedExCup standings heading to the TOUR Championship. **TOUR Championship** - Entering the TOUR Championship in the No. 1 position in the FedExCup and a 10-under score, tied Brooks Koepka for third, his fourth top-10 in four starts at the event. Led the field in Scrambling (73.08%).

## National Team Selections

**Arnold Palmer Cup** : 2012, 2013 **Eisenhower Trophy** : 2012 **Presidents Cup** : 2017 **Ryder Cup** : 2018 **Walker Cup** : 2013 **World Amateur Team Championship** : 2012

## Career Records

### PGA TOUR (Playoff Record: 2 - 1)

Season	Events	Rounds	1st	2nd	3rd	Top 10	Top 25	Cuts Made	Cuts Missed	WD	FedExCup Rank	Earnings
<b>Total:</b>	<b>137</b>	<b>469</b>	<b>10</b>	<b>3</b>	<b>7</b>	<b>44</b>	<b>74</b>	<b>109</b>	<b>28</b>			<b>\$30,204,631</b>
2019	20	72	1	1	3	7	14	18	2		3	\$5,013,084
2018	23	82	3	1		10	20	21	2		7	\$8,694,821
2017	25	79	5	1		12	14	19	6		1	\$9,921,560
2016	28	96	1		4	7	10	22	6		12	\$4,126,366
2015	30	106				7	15	23	7		32	\$2,278,564
2014	7	21				1	1	3	4			
2013	2 (A)	6						1	1			
2012	1 (A)	4						1				
2009	1 (A)	3						1				

(A) - Amateur

### Korn Ferry Tour (Playoff Record: 1 - 0)

Season	Events	Rounds	1st	2nd	3rd	Top 10	Top 25	Cuts Made	Cuts Missed	WD	Priority Rank	Earnings
<b>Total:</b>	<b>21</b>	<b>77</b>	<b>1</b>	<b>1</b>	<b>1</b>	<b>7</b>	<b>13</b>	<b>18</b>	<b>3</b>		5	\$481,270
2014	20	75	1	1	1	7	13	18	2			
2012	1 (A)	2						1	1			

(A) - Amateur

## Top Tournaments

PGA TOUR	THE PLAYERS Championship	Masters Tournament	PGA Championship	U.S. Open	The Open Championship	WGC-HSBC Champions	WGC-Mexico	WGC-Dell Technologies Match Play	WGC-FedEx St. Jude Inv
2019	T35	T12		CUT	T11		9	T24	T12
2018	T11	T17	T6	T25	CUT		2 (P)	4	1
2017	T75	T22	1	T9	CUT	T23	T5	T39	T28
2016	T3	T39	T66	T32	T53	T27	T35	T61	T33
2015	T24		T18						
2014				CUT					

### FedExCup Playoffs

	THE NORTHERN TRUST	Dell Technologies Championship	BMW Championship	TOUR Championship
2019	T12		1	T3
2018	T8	T24	T12	T7
2017	T6	1	T47	2
2016	T10	CUT	T32	T6
2015	T16	T56	T13	

## Personal

- Son of Mike and Jani Thomas, he became the eighth son of a PGA of America Professional to win the PGA Championship. Mike is a PGA professional at Harmony Landing in Louisville, Kentucky, while Justin's grandfather, Paul, was a 60-year member of the PGA of America.
- Collects golf balls from all of his wins for his dad.
- Avid shoe collector.
- The three-time AJGA junior champion returned to the American Junior Golf Association as a tournament host, hosting the inaugural Justin Thomas Junior Championship in Kentucky in 2016.
- Collects golf balls from all of his wins for his dad.



# Michael Thompson

**Height:** 6'0" (1.83 m)  
**Weight:** 184 (83 kg)  
**Age:** 34 (April 16, 1985)  
**Birthplace:** Tucson, Arizona  
**Residence:** Sea Island, Georgia  
**Family:** Wife, Rachel; Joshua Cole

**Education:** University of Alabama (2008, Accounting)  
**Special Interests:** Reading, Alabama football, model building, soccer  
**Turned Professional:** 2008  
**City plays from:** Sea Island, GA, United States

## Exempt Status

Top 125 in 2018-19 FedExCup standings (thru 2019-20)

## Career Victories

### PGA TOUR Victories (1):

**2013 (1)** The Honda Classic.

### Korn Ferry Tour Victories (1):

**2016 (1)** Albertsons Boise Open presented by Kraft Nabisco.

## 2018-19 Season Highlights

Advanced to the FedExCup Playoffs for the fifth time, finishing No. 89 in the standings, his highest mark since 2013 (66th). With four top-10s, collected more than three for the first time in his career. Made 14 cuts in 22 starts.

## PGA TOUR

**Desert Classic** - In his fourth start at the Desert Classic, posted scores of 68-66-65-71 to finish T9 with Sean O' Hair and Patrick Cantlay at 18-under 270. Birdied six of his last eight holes on the Stadium Course in round three to post the 7-under 65. **AT&T Pebble Beach Pro-Am** - Earned his first top-10 in seven starts at the AT&T Pebble Beach Pro-Am with a T10, nine strokes behind champion Phil Mickelson. Closed 69-66 at Monterey Peninsula Country Club and Pebble Beach Golf Links, respectively, and played his final 35 holes without a bogey. **Genesis Open** - Recorded third top-10 of the season with a T7 at the Genesis Open. Second-round 64 was eighth sub-65 score of PGA TOUR career and first since 2018 Wyndham Championship (63/R3). **RBC Heritage** - Finished T10 at the RBC Heritage, his first top-10 in seven starts at the event.

## National Team Selections

**Palmer Cup** : 2008

## Career Records

### PGA TOUR (Playoff Record: 0-0)

Season	Events	Rounds	1st	2nd	3rd	Top 10	Top 25	Cuts Made	Cuts Missed	WD	FedExCup Rank	Earnings
<b>Total:</b>	<b>212</b>	<b>652</b>	<b>1</b>	<b>1</b>	<b>2</b>	<b>16</b>	<b>51</b>	<b>121</b>	<b>90</b>	<b>1</b>		
2019	22	71				4	8	14	8		89	\$1,307,816
2018	19	58					5	12	7		142	\$563,972
2017	21	56				1	6	9	11	1	148	\$568,991
2016	23	68				1	4	13	10		145	\$521,983
2015	27	81			1	1	2	14	13		146	\$599,835
2014	22	74				1	7	15	7		117	\$932,300
2013	22	66	1			3	6	11	11		66	\$1,707,637
2012	25	80		1			3	7	15		92	\$1,408,374
2011	25	79			1	2	6	15	10		115	\$935,265
2009	2	5							2			
2008	1	4						1				
(A) - Amateur	3 (A)	10						2	1			

### Korn Ferry Tour (Playoff Record: 0-0)

Season	Events	Rounds	1st	2nd	3rd	Top 10	Top 25	Cuts Made	Cuts Missed	WD	Priority Rank	Earnings
<b>Total:</b>	<b>15</b>	<b>50</b>	<b>1</b>	<b>1</b>		<b>4</b>	<b>5</b>	<b>10</b>	<b>5</b>			<b>\$349,909</b>
2018	4	12				1	2	2	2		46	\$45,466
2016	3	10	1			1	1	2	1		3	\$184,000
2015	3	12		1		1	1	3			14	\$94,830
2011	2	8				1	1	2				\$22,963
2010	1	4						1				\$2,650
2008	2	4							2			

(A) - Amateur

## Top Tournaments

PGA TOUR	THE PLAYERS Championship	Masters Tournament	PGA Championship	U.S. Open	The Open Championship	WGC-HSBC Champions	WGC-Mexico	WGC-Dell Technologies Match Play	WGC-FedEx St. Jude Inv
2019	70		CUT						
2018	CUT								
2015	CUT								
2014	CUT								
2013	T55	T25	T22	CUT	CUT	T50			
2012	T51		CUT	T2	CUT		T8		T21
2008		CUT		T29					

### FedExCup Playoffs

	THE NORTHERN TRUST	Dell Technologies Championship	BMW Championship	TOUR Championship
2019	CUT			
2014	CUT			
2013	CUT	T53	T62	
2012	T63	CUT		
2011	CUT			

## Player Statistics

**Career Low Round: 62** - 2011 Travelers Championship (Round 4)

**Career High FedExCup Rank: #11** : 2013 World Golf Championships-Cadillac Championship

**Career High Official World Golf Rank: #43** : 2013 Zurich Classic of New Orleans

**Career Largest Paycheck: \$1,080,000** : 2013 The Honda Classic (Finished 1)

## Personal

- Superstitions include always marking his ball with a heads up 1985 quarter.
- Wife, Rachel, is a doctor of physical therapy, and a Emory University graduate. She caddied for her husband during his only win on the Hooters Tour. The two met while attending Tulane University together.
- Never travels without a good book to read.
- Favorite professional team is the New Orleans Saints. Favorite college team is the University of Alabama.



# Brendon Todd

**Height:** 6'3" (1.91 m)  
**Weight:** 180 (82 kg)  
**Age:** 34 (July 22, 1985)  
**Birthplace:** Pittsburgh, Pennsylvania  
**Residence:** Atlanta, Georgia  
**Family:** Wife, Rachel; Oliver

**Education:** University of Georgia (2007, Business Marketing)  
**Special Interests:** Football, movies, ping-pong  
**Turned Professional:** 2007  
**City plays from:** Athens, GA, United States

## Exempt Status

Top 50 from 2019 Korn Ferry Tour (thru 2019-20)

## Career Victories

### PGA TOUR Victories (1):

**2014 (1)** HP Byron Nelson Championship.

### Korn Ferry Tour Victories (2):

**2008 (1)** Utah Championship Presented by Zions Bank. **2013 (1)** Stadion Classic at UGA.

## 2018-19 Season Highlights

Collected four top-25s and seven made cuts in 11 starts to finish No. 183 in the FedExCup standings, but earned one of the 25 PGA TOUR cards available through the Korn Ferry Tour Finals at No. 7 on the Finals points list. Entered the 2019-20 season 15th in the final priority ranking. Best results of the season were T18s at the Wells Fargo Championship and John Deere Classic.

## Korn Ferry Tour

**Nationwide Children's Hospital Championship** - Earned a T2 finish in his first Korn Ferry Tour start of the season. The result was good enough to clinch a PGA TOUR return and a spot in The Finals 25.

## Career Records

PGA TOUR (Playoff Record: 0 - 0)												
Season	Events	Rounds	1st	2nd	3rd	Top 10	Top 25	Cuts Made	Cuts Missed	WD	FedExCup Rank	Earnings
<b>Total:</b>	<b>171</b>	<b>484</b>	<b>1</b>			<b>12</b>	<b>38</b>	<b>82</b>	<b>89</b>			<b>\$6,700,538</b>
2019	11	33					4	7	4		183	\$252,546
2018	6	10							6			
2017	9	17						1	8			\$14,925
2016	29	63						4	25			\$75,772
2015	27	93				4	12	21	6	46		\$1,809,192
2014	29	108	1			7	12	25	4	27		\$3,396,747
2013	10	33					5	8	2	145		\$473,220
2012	29	74				1	4	11	18	146		\$474,295
2009	21	53					1	5	16	181		\$203,841

(A) - Amateur

Korn Ferry Tour (Playoff Record: 0 - 0)												
Season	Events	Rounds	1st	2nd	3rd	Top 10	Top 25	Cuts Made	Cuts Missed	WD	Priority Rank	Earnings
<b>Total:</b>	<b>80</b>	<b>236</b>	<b>2</b>	<b>2</b>		<b>13</b>	<b>25</b>	<b>38</b>	<b>42</b>			
2019	3	12		1		1	2	3			15	\$88,307
2018	2	4							2			
2013	10	37	1	1		3	8	9	1		12	\$247,948
2011	24	68				2	4	10	14			\$60,035
2010	13	27							13			
2009	4	12						2	2			\$3,249
2008	23	74	1			7	11	14	9			\$244,224
2007	1	2							1			

(A) - Amateur

## Top Tournaments

PGA TOUR									
	THE PLAYERS Championship	Masters Tournament	PGA Championship	U.S. Open	The Open Championship	WGC-HSBC Champions	WGC-Mexico	WGC-Dell Technologies Match Play	WGC-FedEx St. Jude Inv
2019				CUT					
2016	CUT								
2015	T51	CUT	CUT	CUT	T12	T60	T23	T52	T61
2014			72	T17	T39				T45

FedExCup Playoffs			
	THE NORTHERN TRUST	Dell Technologies Championship	BMW Championship
2015	T24	144	T23
2014	T46	CUT	T36

TOUR Championship			

## Personal

- Moved from Pittsburgh to North Carolina at age 11. Attended high school in Cary, N.C.
- Grew up playing against PGA TOUR pro Webb Simpson in the Raleigh, N.C., area.
- Favorite teams include the Georgia Bulldogs, Pittsburgh Steelers and Atlanta Braves.



# D.J. Trahan

(TRY-han)

**Height:** 6'3" (1.91 m)  
**Weight:** 185 (84 kg)  
**Age:** 38 (December 18, 1980)  
**Birthplace:** Atlanta, Georgia  
**Residence:** Mt. Pleasant, South Carolina  
**Family:** Single

**Education:** Clemson University (2003, Sports Management)  
**Special Interests:** Fishing  
**Turned Professional:** 2003  
**City plays from:** Kiawah Island, SC, United States

## Exempt Status

Top 50 from 2019 Korn Ferry Tour (thru 2019-20)

## Career Victories

### PGA TOUR Victories (2):

**2006 (1)** Southern Farm Bureau Classic. **2008 (1)** Bob Hope Chrysler Classic.

### Korn Ferry Tour Victories (1):

**2004 (1)** Miccosukee Championship.

## 2018-19 Season Highlights

Earned three top-10s and eight made cuts in 14 starts to finish No. 164 in the FedExCup standings, but secured PGA TOUR membership for the 2019-20 season by finishing No. 24 in the Korn Ferry Tour Finals 25. Entered the 2019-20 season 49th in the final priority ranking. Ended the Finals with a T7 at the Korn Ferry Tour Championship.

## PGA TOUR

**Puerto Rico Open** - Held a share of the 36-hole lead at the Puerto Rico Open en route to a T16. Represented the fifth second-round lead/co-lead in his career and first since the 2010 Arnold Palmer Invitational presented by Mastercard. **Corales Puntacana Resort & Club Championship** - Shot a final-round 66 at the Corales Puntacana Resort & Club Championship to tie Kramer Hickok for 10th. Hit 87.5 percent of fairways, tied with Jim Furyk for best in the field.

## Korn Ferry Tour

**Korn Ferry Tour Championship presented by United Leasing & Finance** - Birdied his 72nd hole at Victoria National Golf Club to finish T7 at the Korn Ferry Tour Championship presented by United Leasing. The result secured his spot in The Finals 25 and a 2019-20 PGA TOUR card.

## National Team Selections

**Arnold Palmer Cup** : 2002 **Walker Cup** : 2001 **World Amateur Team Championship** : 2002

## Career Records

PGA TOUR (Playoff Record: 1 - 0)												
Season	Events	Rounds	1st	2nd	3rd	Top 10	Top 25	Cuts Made	Cuts Missed	WD	FedExCup Rank	Earnings
<b>Total:</b>	<b>307</b>	<b>900</b>	<b>2</b>	<b>1</b>	<b>1</b>	<b>30</b>	<b>60</b>	<b>164</b>	<b>135</b>	<b>7</b>		<b>\$10,405,849</b>
2019	14	37				3	5	8	5	1	164	\$507,919
2018	8	20					1	4	4		208	\$85,595
2017	5	11						2	3			\$15,155
2016	14	37				1	2	6	8			\$225,751
2015	5	14						4	1			\$36,855
2014	5	9						1	4			\$12,900
2013	16	46				1	2	8	8		175	\$284,249
2012	27	69				2	2	11	14	1	156	\$611,142
2011	30	91				1	6	16	13	1	106	\$668,166
2010	27	92			1	7	11	19	8		49	\$1,619,693
2009	30	96				3	7	18	12		96	\$1,078,256
2008	27	94	1			4	10	21	6		25	\$2,304,368
2007	30	99		1		3	3	18	12		118	\$1,106,374
2006	33	90	1			2	4	13	18	2		\$1,035,242
2005	28	77				3	7	14	12	2		\$806,304
2004	1	2										
2003	6	14						1	5			\$7,880
2001	1 (A)	2							1			

(A) - Amateur

Korn Ferry Tour (Playoff Record: 0 - 0)												
Season	Events	Rounds	1st	2nd	3rd	Top 10	Top 25	Cuts Made	Cuts Missed	WD	Priority Rank	Earnings
<b>Total:</b>	<b>85</b>	<b>226</b>	<b>1</b>			<b>7</b>	<b>13</b>	<b>32</b>	<b>47</b>	<b>6</b>		<b>\$289,545</b>
2019	3	10				1	1	2	1		49	\$32,402
2017	14	32					1	2	11	1		\$7,509
2016	3	2						1	1	2		
2015	13	34					1	4	8	1		\$15,309
2014	16	39					2	4	11	1		\$27,345
2013	6	17				1	1	3	2	1	85	\$23,950
2004	27	84	1			5	7	16	11			\$183,030
2003	1 (A)	2							1			
2002	1 (A)	4						1				
1999	1 (A)	2							1			

(A) - Amateur

## Top Tournaments

PGA TOUR									
	THE PLAYERS Championship	Masters Tournament	PGA Championship	U.S. Open	The Open Championship	WGC-HSBC Champions	WGC-Mexico	WGC-Dell Technologies Match Play	WGC-FedEx St. Jude Inv
2016	DQ			CUT					
2011	CUT		CUT						
2010	CUT		67						
2009	CUT	T44	CUT	CUT	CUT		T46		
2008	T51	CUT	T31	T4			T57		T8
2007	CUT		CUT						
2006	CUT			CUT					
2001		CUT							

FedExCup Playoffs			
	THE NORTHERN TRUST	Dell Technologies Championship	BMW Championship
2011	T52		
2010	T21	10	70
2009	CUT	T69	
2008	CUT	T67	T5
2007	T60	CUT	T17

## Personal

- Father, Don, who has recorded 13 career aces, got him started in the game. Dad is a golf instructor in South Carolina who made one career PGA TOUR start, missing the cut at the 1980 Atlanta Classic.



# Martin Trainer

**Height:** 6'1" (1.85 m)  
**Weight:** 175 (80 kg)  
**Age:** 28 (April 15, 1991)  
**Birthplace:** Marseille, France  
**Residence:** Palo Alto, California  
**Family:** Single

**Education:** University of Southern California (2013, Business Administration)  
**Turned Professional:** 2013  
**City plays from:** San Francisco, CA, United States

## Exempt Status

Tournament winner (thru 2020-21)

## Career Victories

### PGA TOUR Victories (1):

**2019 (1)** Puerto Rico Open.

### Korn Ferry Tour Victories (2):

**2018 (2)** El Bosque Mexico Championship by Innova, Price Cutter Charity Championship presented by Dr Pepper.

### PGA TOUR Latinoamerica Victories (1):

**2016 (1)** Mazatlan Open.

### Other Victories (1):

**2016** Mazatlan Open.

## 2018-19 Season Highlights

### PGA TOUR

**Puerto Rico Open** - In his 11th start on the PGA TOUR, overcame a two-stroke deficit beginning the final round of the Puerto Rico Open with a 5-under 67 to win by three strokes at 15-under 273. With the victory at Coco Beach Golf & Country Club, became the third rookie winner during the season, joining Cameron Champ (Sanderson Farms Championship) and Adam Long (Desert Classic). En route to the 15-under total, played the par-5 holes in 12-under, tied with Wyndham Clark for best in the field.

## Career Records

PGA TOUR (Playoff Record: 0 - 0)												
Season	Events	Rounds	1st	2nd	3rd	Top 10	Top 25	Cuts Made	Cuts Missed	WD	FedExCup Rank	Earnings
<b>Total:</b>	<b>27</b>	<b>67</b>	<b>1</b>			<b>1</b>	<b>1</b>	<b>8</b>	<b>18</b>	<b>1</b>		
2019	25	61	1			1	1	7	17	1	132	\$692,155
2014	1	2							1			
2011	1 (A)	4						1				

(A) - Amateur

Korn Ferry Tour (Playoff Record: 0 - 0)												
Season	Events	Rounds	1st	2nd	3rd	Top 10	Top 25	Cuts Made	Cuts Missed	WD	Priority Rank	Earnings
<b>Total:</b>	<b>28</b>	<b>75</b>	<b>2</b>			<b>3</b>	<b>4</b>	<b>10</b>	<b>17</b>	<b>1</b>		<b>\$279,012</b>
2018	21	60	2			3	3	9	12		13	\$269,712
2017	7	15					1	1	5	1		\$9,300

(A) - Amateur

## Top Tournaments

PGA TOUR									
THE PLAYERS Championship	Masters Tournament	PGA Championship	U.S. Open	The Open Championship	WGC-HSBC Champions	WGC-Mexico	WGC-Dell Technologies Match Play	WGC-FedEx St. Jude Inv	
2019 141		CUT							

## Personal

- His father is American and his mother French. He speaks French.
- Hobbies include studying sitcoms, bike riding, and hiking.
- Wants to one day create a golf-centric sitcom.
- His favorite professional teams San Francisco teams: the 49ers, Warriors and Giants.



# Cameron Tringale<sup>(trin-GOLL-ee)</sup>

**Height:** 6'2" (1.88 m)  
**Weight:** 185 (84 kg)  
**Age:** 32 (August 24, 1987)  
**Birthplace:** Mission Viejo, California  
**Residence:** Palm Beach Gardens, Florida  
**Family:** Wife, Tasha

**Education:** Georgia Tech (2009, Management)  
**Special Interests:** Snowboarding, surfing, rock climbing  
**Turned Professional:** 2009  
**City plays from:** Laguna Niguel, CA, United States

## Exempt Status

Top 125 in 2018-19 FedExCup standings (thru 2019-20)

## Career Victories

### Other Victories (1):

2015 Franklin Templeton Shootout [with Jason Day].

## Player Statistics

**Career Low Round:** 63 - 2011 The Barclays (Round 2)

**Career High FedExCup Rank:** #5 : 2016 Shriners Hospitals for Children Open

**Career High Official World Golf Rank:** #55 : 2015 Zurich Classic of New Orleans

**Career Largest Paycheck:** \$745,200 : 2015 Zurich Classic of New Orleans (Finished 2)

## 2018-19 Season Highlights

After missing the FedExCup Playoffs the two previous seasons, advanced to the Playoffs for the seventh time in his career and finished No. 106 in the FedExCup standings. Recorded two top-10s and made the cut in 16 of 21 starts.

## PGA TOUR

**Zurich Classic of New Orleans** - Posted 20-under with rounds of 65-69-66-68 at TPC Louisiana to finish T5 at Zurich Classic of New Orleans while partnering with Roberto Castro. **John Deere Classic** - At 16-under 197, stood T1 through three rounds of the John Deere Classic before finishing T16. Entered the week with a career-low 54-hole score of 198 (2017 Barbasol Championship) and had never previously held the 54-hole lead/co-lead.

## National Team Selections

**Walker Cup** : 2009 **Palmer Cup** : 2009

## Career Records

PGA TOUR (Playoff Record: 0 - 0)												
Season	Events	Rounds	1st	2nd	3rd	Top 10	Top 25	Cuts Made	Cuts Missed	WD	FedExCup Rank	Earnings
<b>Total:</b>	<b>264</b>	<b>830</b>		<b>3</b>	<b>1</b>	<b>21</b>	<b>58</b>	<b>162</b>	<b>102</b>			
2019	21	65				2	8	16	5		106	\$1,049,106
2018	26	63					1	7	19		195	\$179,459
2017	28	83				3	3	16	12		133	\$792,814
2016	25	77		1		1	6	16	9		112	\$1,064,066
2015	28	96		1		3	6	20	8		36	\$1,837,164
2014	31	111		1		3	9	25	6		20	\$2,169,723
2013	24	80			1	1	6	16	8		79	\$971,209
2012	26	88				4	8	18	8		90	\$1,225,737
2011	32	110				4	8	23	9		63	\$1,327,807
2010	22	55					3	5	17		193	\$302,618
2009	1 (A)	2							1			

(A) - Amateur

Korn Ferry Tour (Playoff Record: 0 - 0)												
Season	Events	Rounds	1st	2nd	3rd	Top 10	Top 25	Cuts Made	Cuts Missed	WD	Priority Rank	Earnings
<b>Total:</b>	<b>13</b>	<b>42</b>			<b>1</b>	<b>3</b>	<b>4</b>	<b>8</b>	<b>5</b>			<b>\$116,904</b>
2018	4	12			1	1	1	2	2		42	\$47,760
2017	4	14				1	2	3	1		37	\$47,445
2010	4	14				1	1	3	1			\$21,699
2009	1 (A)	2							1			

(A) - Amateur

## Top Tournaments

PGA TOUR									
	THE PLAYERS Championship	Masters Tournament	PGA Championship	U.S. Open	The Open Championship	WGC-HSBC Champions	WGC-Mexico	WGC-Dell Technologies Match Play	WGC-FedEx St. Jude Inv
2017	T55								
2016	T16		84						
2015	T56	T38	CUT	T54	T58		T38		
2014	CUT		DQ		CUT				
2013	CUT								
2012	72		72						
2011			CUT						
2009				CUT					

FedExCup Playoffs			
	THE NORTHERN TRUST	Dell Technologies Championship	BMW Championship
2019	CUT		
2016	CUT		
2015	T30	T44	T7
2014	T2	T69	T31
2013	T58	T67	15
2012	CUT	CUT	
2011	T32	CUT	T31

## Personal

- Has a younger sister and an older brother, Jon, who played college golf at San Jose State.
- Favorite college team is Georgia Tech. Favorite professional team is the Los Angeles Lakers.
- Favorite vacation spot is any snowboarding destination.
- Growing up, wanted to become an actor.
- Bucket list includes skydiving and running a marathon.



# Kevin Tway

**Height:** 6'3" (1.91 m)  
**Weight:** 185 (84 kg)  
**Age:** 31 (July 23, 1988)  
**Birthplace:** Edmond, Oklahoma  
**Residence:** Jupiter, Florida  
**Family:** Single

**Education:** Oklahoma State University  
**Special Interests:** Basketball  
**Turned Professional:** 2011  
**City plays from:** Edmond, OK, United States

## Exempt Status

Tournament winner (thru 2020-21)

## Career Victories

### PGA TOUR Victories (1):

**2019 (1)** Safeway Open.

### Korn Ferry Tour Victories (1):

**2013 (1)** Albertsons Boise Open Presented by Kraft.

## 2018-19 Season Highlights

The season's first winner, earned his first career victory at the Safeway Open and advanced to the FedExCup Playoffs for the third consecutive season, finishing No. 31 in the FedExCup standings and less than 12 points outside the TOUR Championship. Finished in the top 50 in the standings for the first time in his career, earning two top-10s and making 16 cuts in 26 starts.

## PGA TOUR

**Safeway Open** - Birdied final five holes (Nos. 17 and 18 in regulation and each of the three extra holes) to defeat Ryan Moore and Brandt Snedeker in a playoff at the Safeway Open. Earned his first career PGA TOUR victory after entering the final round trailing 54-hole leader Brandt Snedeker by three strokes. Became the 10th son of a PGA TOUR winner to win on TOUR, joining father, Bob, an eight-time winner.

## Career Records

### PGA TOUR (Playoff Record: 1 - 0)

Season	Events	Rounds	1st	2nd	3rd	Top 10	Top 25	Cuts Made	Cuts Missed	WD	FedExCup Rank	Earnings
<b>Total:</b>	<b>116</b>	<b>353</b>	<b>1</b>		<b>2</b>	<b>8</b>	<b>20</b>	<b>70</b>	<b>46</b>			<b>\$5,333,807</b>
2019	26	80	1			2	8	16	10		31	\$2,300,050
2018	31	104				3	6	24	7		87	\$1,379,544
2017	27	88			2	3	6	21	6		69	\$1,472,613
2016	1	2							1			
2015	1	4						1				
2014	23	60						8	15		177	\$167,278
2012	2	5							2			
2011	4	8							4			
2008	1(A)	2							1			

(A) - Amateur

### Korn Ferry Tour (Playoff Record: 1 - 0)

Season	Events	Rounds	1st	2nd	3rd	Top 10	Top 25	Cuts Made	Cuts Missed	WD	Priority Rank	Earnings
<b>Total:</b>	<b>75</b>	<b>258</b>	<b>1</b>	<b>1</b>	<b>2</b>	<b>11</b>	<b>26</b>	<b>53</b>	<b>22</b>			
2016	23	77			2	4	9	15	8		19	\$212,721
2015	24	83		1		2	9	17	7		64	\$177,740
2014	5	18					1	4	1		65	\$30,340
2013	18	64	1			4	6	14	4		46	\$266,766
2012	4	12				1	1	2	2			\$24,840
2011	1	4						1				\$1,526

(A) - Amateur

## Top Tournaments

PGA TOUR	THE PLAYERS Championship	Masters Tournament	PGA Championship	U.S. Open	The Open Championship	WGC-HSBC Champions	WGC-Mexico	WGC-Dell Technologies Match Play	WGC-FedEx St. Jude Inv
2019	CUT	T36	77						63
2018	T46								
2016				CUT					
2014				T60					
2008				CUT					

### FedExCup Playoffs

	THE NORTHERN TRUST	Dell Technologies Championship	BMW Championship	TOUR Championship
2019	T24		T11	
2018	T56	T43		
2017	T43	T40	T53	

## Personal

- Favorite golf memory was caddying in the Par-3 Contest at the Masters for his father, Bob, who made more than 680 PGA TOUR starts and recorded eight wins, including the 1986 PGA Championship.
- Follows the Oklahoma City Thunder.
- Supports the Scott Verplank Foundation.
- Would love to trade places for a day with an astronaut.
- Not many people know he sings in the shower.
- Played basketball and baseball growing up. Quit all other sports after he won the U.S. Junior at 16.



# Peter Uihlein (YOU-line)

**Height:** 6'1" (1.85 m)  
**Weight:** 190 (86 kg)  
**Age:** 30 (August 29, 1989)  
**Birthplace:** New Bedford, Massachusetts  
**Residence:** Jupiter, Florida  
**Family:** Wife, Chelsea

**Education:** Oklahoma State University  
**Turned Professional:** 2011  
**City plays from:** Jupiter, FL, United States

## Exempt Status

126-150 in 2018-19 FedExCup standings (thru 2019-20)

## Career Victories

### Korn Ferry Tour Victories (1):

**2017 (1)** Nationwide Children's Hospital Championship.

### International Victories (1):

**2013** Madeira Islands Open[Eur].

## Player Statistics

**Career Low Round:** **62** - 2018 Wells Fargo Championship (Round 3)

**Career High FedExCup Rank:** **#21** : 2018 World Golf Championships-HSBC Champions

**Career High Official World Golf Rank:** **#48** : 2018 the Memorial Tournament presented by Nationwide

**Career Largest Paycheck:** \$356,000 : 2018 the Memorial Tournament presented by Nationwide (Finished 5)

## 2018-19 Season Highlights

### PGA TOUR

**The RSM Classic** - Made six consecutive birdies (Nos. 5-10) en route to a final-round 63 to finish T7 at The RSM Classic. **AT&T Byron Nelson** - After entering the week with four consecutive missed cuts, closed 63-64 at the AT&T Byron Nelson to finish T5 in his second start at the event. Recorded two scores of 65 or better in the same event for the first time in his career.

## National Team Selections

**Walker Cup** : 2009, 2011 **Eisenhower Trophy** : 2010

## Career Records

PGA TOUR (Playoff Record: 0 - 0)												
Season	Events	Rounds	1st	2nd	3rd	Top 10	Top 25	Cuts Made	Cuts Missed	WD	FedExCup Rank	Earnings
<b>Total:</b>	<b>85</b>	<b>235</b>				<b>9</b>	<b>20</b>	<b>42</b>	<b>39</b>	<b>3</b>		
2019	29	78				2	6	14	12	2	133	\$842,991
2018	26	78				4	8	16	10		64	\$1,797,715
2017	7	23				1	3	5	2			
2015	4	8				1	1	1	2	1		
2014	7	18					1	2	5			
2013	4	8				1	1	1	3			
2012	2	4							2			
2011	5 (A)	16						3	2			
2006	1 (A)	2							1			

(A) - Amateur

Korn Ferry Tour (Playoff Record: 0 - 0)												
Season	Events	Rounds	1st	2nd	3rd	Top 10	Top 25	Cuts Made	Cuts Missed	WD	Priority Rank	Earnings
<b>Total:</b>	<b>8</b>	<b>26</b>	<b>1</b>			<b>2</b>	<b>3</b>	<b>5</b>	<b>3</b>			<b>\$206,682</b>
2019	3	10					1	2	1		60	\$20,819
2017	3	10	1			1	1	2	1		3	\$185,864
2011	1 (A)	4				1	1	1				
2010	1 (A)	2							1			

(A) - Amateur

## Top Tournaments

PGA TOUR									
	THE PLAYERS Championship	Masters Tournament	PGA Championship	U.S. Open	The Open Championship	WGC-HSBC Champions	WGC-Mexico	WGC-Dell Technologies Match Play	WGC-FedEx St. Jude Inv
2019	CUT								
2018			CUT	T48	CUT	T5	T37	T17	
2017			CUT	CUT	T44				
2014					CUT	T55	T25		
2013			CUT						
2011		CUT		CUT	T48				

FedExCup Playoffs			
	THE NORTHERN TRUST	Dell Technologies Championship	BMW Championship
2018	T48	T12	T38

## Personal

- Born in New Bedford, Massachusetts to Tina and Wally Uihlein, Chairman and CEO of Acushnet/Titleist. Moved to Florida when he was 13 to attend IMG Academy.
- Won the 2010 U.S. Amateur at Chambers Bay on his 21st birthday.
- His Siberian Husky, Bagger, was named for his favorite book, "The Legend of Bagger Vance."
- Is allergic to chocolate.



# Bo Van Pelt

**Height:** 6' 4" (1.93 m)  
**Weight:** 200 (91 kg)  
**Age:** 44 (May 16, 1975)  
**Birthplace:** Richmond, Indiana  
**Residence:** Tulsa, Oklahoma  
**Family:** Wife, Carrie; Olivia, Trace, Crew

**Education:** Oklahoma State University (1998, General Business)  
**Special Interests:** Billiards, basketball, movies, watching sports, boating  
**Turned Professional:** 1998  
**City plays from:** Tulsa, OK, United States

## Exempt Status

Top 50 in career earnings (thru 2019-20)

## Career Victories

### PGA TOUR Victories (1):

**2009 (1)** U.S. Bank Championship in Milwaukee.

### Korn Ferry Tour Victories (1):

**2003 (1)** Omaha Classic.

### International Victories (2):

**2011** CIMB Asia Pacific Classic [Asia]. **2012** ISPS Handa Perth International [Eur].

### Other Victories (1):

**2013** CVS Caremark Charity Classic [with Steve Stricker].

## National Team Selections

**Palmer Cup :** 1997

## Career Records

PGA TOUR (Playoff Record: 1 - 0)												
Season	Events	Rounds	1st	2nd	3rd	Top 10	Top 25	Cuts Made	Cuts Missed	WD	FedExCup Rank	Earnings
<b>Total:</b>	<b>398</b>	<b>1297</b>	<b>1</b>	<b>3</b>	<b>6</b>	<b>52</b>	<b>127</b>	<b>259</b>	<b>136</b>	<b>3</b>		<b>\$20,426,888</b>
2016	5	14						1	4		235	\$15,392
2015	28	79				2	3	13	15		159	\$580,611
2014	25	83				1	8	16	9		81	\$982,218
2013	22	70				1	7	16	5	1	89	\$956,629
2012	24	83		1		10	16	20	3	1	22	\$3,043,509
2011	27	90			1	5	13	19	8		23	\$2,344,546
2010	28	104		1	3	8	14	24	4		30	\$3,336,258
2009	30	100	1			5	8	21	9		50	\$1,945,307
2008	32	101		1		1	7	20	11	1	81	\$903,967
2007	30	104				4	13	22	8		61	\$1,559,181
2006	28	102				4	11	23	5			\$1,389,927
2005	33	112			2	6	12	24	9			\$1,606,082
2004	30	104				5	13	23	7			\$1,553,825
2002	28	78					1	10	18			\$139,357
1999	28	73					1	7	21			\$70,080

(A) - Amateur

Korn Ferry Tour (Playoff Record: 0 - 1)												
Season	Events	Rounds	1st	2nd	3rd	Top 10	Top 25	Cuts Made	Cuts Missed	WD	Priority Rank	Earnings
<b>Total:</b>	<b>77</b>	<b>259</b>	<b>1</b>	<b>2</b>	<b>2</b>	<b>15</b>	<b>33</b>	<b>53</b>	<b>23</b>	<b>1</b>		
2003	24	86	1		1	7	16	19	5			\$289,248
2002	1	2							1			
2001	24	82		2		5	10	17	7			\$175,947
2000	27	85			1	3	6	16	10	1		\$84,064
1999	1	4					1	1				\$3,069

(A) - Amateur

## Top Tournaments

PGA TOUR	THE PLAYERS Championship	Masters Tournament	PGA Championship	U.S. Open	The Open Championship	WGC-HSBC Champions	WGC-Mexico	WGC-Dell Technologies Match Play	WGC-FedEx St. Jude Inv
2015	T30			CUT					
2014	T26			T63		T21			
2013	T62	T20	W/D	T21	T44		T39	T17	T21
2012	T7	T17	T18	T59	CUT		T8	T33	T8
2011	CUT	T8	CUT	T14	T57	T11	T35	T17	T23
2010	T4		T28	T40	T44				T3
2009	CUT		CUT	CUT					
2008	CUT								
2007	CUT		CUT						
2006	T8			T40	CUT				
2005	CUT	CUT	T17		T52				
2004			T31	T31	T30				

FedExCup Playoffs			
THE NORTHERN TRUST	Dell Technologies Championship	BMW Championship	TOUR Championship
2014	T13	T57	
2013	CUT	T53	
2012	T24	T26	
2011	T24	7	T10
2010	CUT	T25	T54
2009	T31	CUT	T15
2008	T1	T44	
2007	CUT	T30	

## Personal

- Father, Bob, was a fifth-round draft pick by the NFL's Philadelphia Eagles in 1967 after a collegiate career at Indiana.
- Along with his wife, Carrie, is involved in Habitat for Humanity.
- Quit game for a time while in college but later rejoined the Oklahoma State golf team. "I guess I had to give it up to figure out how much I loved it."



# Harold Varner III

**Height:** 5'8" (1.73 m)  
**Weight:** 170 (77 kg)  
**Age:** 29 (August 15, 1990)  
**Birthplace:** Akron, Ohio  
**Residence:** Jacksonville Beach, Florida

**Education:** East Carolina University (2012, Marketing)  
**Special Interests:** NBA, East Carolina University athletics, NFL, family  
**Turned Professional:** 2012  
**City plays from:** Gastonia, NC, United States

## Exempt Status

Top 125 in 2018-19 FedExCup standings (thru 2019-20)

## Career Victories

### International Victories (1):

2016 Australian PGA Championship [Aus].

## Player Statistics

**Career Low Round:** 62 - 2016 OHL Classic at Mayakoba (Round 2)

**Career High FedExCup Rank:** #14 : 2019 Safeway Open

**Career High Official World Golf Rank:** #106 : 2019 THE NORTHERN TRUST

**Career Largest Paycheck:** \$536,500 : 2019 THE NORTHERN TRUST (Finished 3)

## 2018-19 Season Highlights

Qualified for the FedExCup Playoffs for the fourth consecutive season and advanced to the BMW Championship for the first time, finishing the season No. 38 in the FedExCup standings. With a T3 at THE NORTHERN TRUST, moved into the top 30 in the standings but failed to advance to the TOUR Championship after finishing 68th at the BMW Championship. Collected three top-10s and made 16 cuts in 26 starts.

## PGA TOUR

**Mayakoba Golf Classic** - Shot four sub-70 rounds for a T6 at the Mayakoba Golf Classic. Represented second top-10 in three starts at Mayakoba. **Waste Management Phoenix Open** - After holding a share of the first-round lead, finished T10 at the Waste Management Phoenix Open at 10-under 274. Made eight birdies in round one to open with a 7-under 64, good for a share of the lead with Justin Thomas and eventual winner Rickie Fowler. Marked first top-10 in four starts in the event. **PGA Championship** - Played in the final pairing of the final round at the PGA Championship before recording an 81 to finish T36. Had only once previously made the cut in a major (T66/2016 The Open Championship). Entered the week with no under-par scores in 10 rounds played at majors and recorded matching 3-under 67s in rounds two and three. **THE NORTHERN TRUST** - After entering the week No. 102 in the FedExCup standings, finished T3 at THE NORTHERN TRUST to move to No. 29 in the FedExCup, a jump of 73 spots, the biggest improvement by any player in the field. Ranked No. 1 in Approach Shot Proximity to the Hole (29'4").

## Career Records

PGA TOUR (Playoff Record: 0-0)												
Season	Events	Rounds	1st	2nd	3rd	Top 10	Top 25	Cuts Made	Cuts Missed	WD	FedExCup Rank	Earnings
<b>Total:</b>	<b>115</b>	<b>370</b>			<b>1</b>	<b>11</b>	<b>28</b>	<b>72</b>	<b>43</b>			<b>\$5,035,512</b>
2019	26	82			1	3	9	16	10		38	\$1,553,149
2018	27	89				3	5	18	9		107	\$1,223,064
2017	31	99				1	7	19	12		90	\$918,779
2016	28	92				4	7	18	10		75	\$1,327,320
2014	2	6						1	1			
2013	1	2							1			

(A) - Amateur

Korn Ferry Tour (Playoff Record: 0-0)												
Season	Events	Rounds	1st	2nd	3rd	Top 10	Top 25	Cuts Made	Cuts Missed	WD	Priority Rank	Earnings
<b>Total:</b>	<b>47</b>	<b>156</b>		<b>2</b>		<b>5</b>	<b>15</b>	<b>31</b>	<b>16</b>			
2015	25	87		1		3	9	18	7		33	\$199,504
2014	21	67		1		2	6	13	8		92	\$129,831
2012	1	2							1			

(A) - Amateur

## Top Tournaments

PGA TOUR									
	THE PLAYERS Championship	Masters Tournament	PGA Championship	U.S. Open	The Open Championship	WGC-HSBC Champions	WGC-Mexico	WGC-Dell Technologies Match Play	WGC-FedEx St. Jude Inv
2019	CUT		T36						
2018	T7			CUT					
2017	T35								T50
2016	T57		CUT		T66				
2013				CUT					

FedExCup Playoffs			
	THE NORTHERN TRUST	Dell Technologies Championship	BMW Championship
2019	T3		68
2018	T40		
2017	T20	T47	
2016	T60	T33	

## Personal

- Looks up to his father, who bought him a set of clubs at age 2.
- If he were not playing golf, would want to be "the best NBA player in the world."
- Huge Carolina Panthers fan.
- Avid reader and loves biographies.
- His headcover "Gerald" has his own Twitter account.



# Jhonattan Vegas

(Jonathan)

**Height:** 6'3" (1.91 m)  
**Weight:** 230 (kg)  
**Age:** 35 (August 19, 1984)  
**Birthplace:** Maturin, Venezuela  
**Residence:** Houston, Texas  
**Family:** Wife, Hildegard; Sharlene Marie, Louis Alexander

**Education:** University of Texas (2008, General Kinesiology)  
**Special Interests:** Movies, baseball, dancing, music, scuba diving, working out  
**Turned Professional:** 2008  
**City plays from:** Maturin, Venezuela

## Exempt Status

Top 125 in 2018-19 FedExCup standings (thru 2019-20)

## Career Victories

### PGA TOUR Victories (3):

**2011 (1)** Bob Hope Classic. **2016 (1)** RBC Canadian Open. **2017 (1)** RBC Canadian Open.

### Korn Ferry Tour Victories (1):

**2010 (1)** Preferred Health Systems Wichita Open.

### International Victories (1):

## 2018-19 Season Highlights

Qualified for the FedExCup Playoffs for the fourth consecutive season and sixth overall, finishing No. 76 in the FedExCup standings. Season included 15 made cuts in 23 starts, highlighted by three top-10s.

## PGA TOUR

**Waste Management Phoenix Open** - In his fifth start at the Waste Management Phoenix Open and first since 2015, posted four sub-par scores to finish T10 at 10-under 274. **THE PLAYERS Championship** - Made history at THE PLAYERS Championship with the longest made putt at No. 17 (69 feet, 7 inches). Surpassed Bernhard Langer who held the record at 59 feet 9 inches (2008/R2). After an opening-round 72, closed with three rounds in the 60s, highlighted by a 6-under 66 in the final round, one of two bogey-free final rounds (J.T. Poston) to finish T3. Marked second top-10 in seven starts at THE PLAYERS Championship. **John Deere Classic** - Opened the John Deere Classic with rounds of 67-62 to hold the 36-hole lead before finishing T37. Marked his sixth 36-hole lead/co-lead on TOUR and first since THE NORTHERN TRUST in 2017 (T3).

## National Team Selections

**World Cup** : 2009, 2016, 2018 **Olympic Games** : 2016 **Presidents Cup** : 2017

## Career Records

PGA TOUR (Playoff Record: 2-0)												
Season	Events	Rounds	1st	2nd	3rd	Top 10	Top 25	Cuts Made	Cuts Missed	WD	FedExCup Rank	Earnings
<b>Total:</b>	<b>212</b>	<b>683</b>	<b>3</b>		<b>4</b>	<b>20</b>	<b>43</b>	<b>142</b>	<b>69</b>	<b>1</b>		<b>\$12,028,709</b>
2019	23	72			1	3	5	15	7	1	76	\$1,566,910
2018	27	89				1	5	20	7		95	\$1,137,444
2017	29	90	1		1	4	8	19	10		23	\$2,944,738
2016	27	93	1			5	12	21	6		29	\$2,478,980
2015	27	86					1	18	9		153	\$446,345
2014	23	75			1	2	3	16	7		115	\$751,763
2013	3	7							3			
2012	25	77				2	3	13	12		126	\$801,803
2011	25	84	1		1	3	5	18	7		54	\$1,854,414
2010	1	4					1	1				
2008	1	4										
2003	1 (A)	2						1				
(A) - Amateur												

Korn Ferry Tour (Playoff Record: 0-0)												
Season	Events	Rounds	1st	2nd	3rd	Top 10	Top 25	Cuts Made	Cuts Missed	WD	Priority Rank	Earnings
<b>Total:</b>	<b>49</b>	<b>158</b>	<b>1</b>	<b>2</b>	<b>1</b>	<b>7</b>	<b>16</b>	<b>30</b>	<b>19</b>			
2015	4	14					1	3	1		58	\$28,871
2013	4	12						2	2		91	\$9,344
2010	23	76	1	2	1	5	9	15	8			\$336,334
2009	18	56				2	6	10	8			\$95,584
(A) - Amateur												

## Top Tournaments

PGA TOUR									
	THE PLAYERS Championship	Masters Tournament	PGA Championship	U.S. Open	The Open Championship	WGC-HSBC Champions	WGC-Mexico	WGC-Dell Technologies Match Play	WGC-FedEx St. Jude Inv
2019	T3		CUT	CUT					
2018	T41	T38	T59	T41	CUT	T20	T20	T52	T53
2017	CUT	CUT	CUT	CUT	CUT	T45	T38	T17	T17
2016	T57		T22						
2015	T42								
2012	T7								
2011	CUT	CUT	T51			10	T31		T66

FedExCup Playoffs			
	THE NORTHERN TRUST	Dell Technologies Championship	BMW Championship
2019	T38		
2018	T15	CUT	
2017	T3	T65	T63
2016	T22	T33	T24
2014	T66		
2011	T70	T42	T49

## Personal

- His coach, Franci Betancourt, was a three-time World Cup participant for Venezuela in 1966, 1968 and 1975.
- Knew very little English when he initially arrived in Houston.
- Picked up the game by playing with a broomstick and a rock. Eventually began playing at a nine-hole course near his home built for oil-camp employees.
- Was a standout third baseman as a junior baseball player.



# Kristoffer Ventura

**Height:** 6'3" (1.9 m)  
**Weight:** 180 (82 kg)  
**Age:** 24 (February 24, 1995)  
**Birthplace:** Puebla, Mexico  
**Residence:** Norway / Palm Beach Gardens, Florida

**Education:** Oklahoma State University (2018, Business Management)  
**Turned Professional:** 2018  
**City plays from:** Palm Beach Gardens, FL, United States

## Exempt Status

Top 50 from 2019 Korn Ferry Tour (thru 2019-20)

## Career Victories

### Korn Ferry Tour Victories (2):

**2019 (2)** Utah Championship presented by Zions Bank, Pinnacle Bank Championship presented by Chevrolet.

## Player Statistics

**Career Low Round:** 69 - 2019 Valero Texas Open (Round 4)

**Career High FedExCup Rank:**

**Career High Official World Golf Rank:** #156 : 2019 TOUR Championship

**Career Largest Paycheck:** \$34,562.50 : 2019 Valero Texas Open (Finished T36)

## 2018-19 Season Highlights

Won twice on the Korn Ferry Tour (Utah Championship, Pinnacle Bank Championship) and earned PGA TOUR membership by finishing No. 4 on the Korn Ferry Tour Regular Season points list, entering the 2019-20 season 14th in the final priority ranking. Collected four top-10 results and made seven cuts in 11 starts on the season.

### Korn Ferry Tour

**BMW Charity Pro-Am presented by SYNEX Corporation** - Finished T3 at the BMW Charity Pro-Am presented by SYNEX Corporation in just his third career start (and first made cut). Shot a second-round 10-under 62 for the low round of the tournament. **Utah Championship presented by Zions Bank** - Earned first Korn Ferry Tour title defeating Joshua Creel on the third playoff hole at the Utah Championship presented by Zions Bank. The event was his fifth career Korn Ferry Tour start and third of 2019. Used a bogey-free final-round 65 to earn a spot in the playoff at 14-under 270. **Pinnacle Bank Championship presented by Chevrolet** - Held off Chad Ramey and Andres Gonzales to win the Pinnacle Bank Championship presented by Chevrolet by two shots. The victory, his second in four weeks, secured the 24-year-old his PGA TOUR card for the 2019-20 season. **WinCo Foods Portland Open presented by KraftHeinz** - Spurred by a second-round 63, finished third at the WinCo Foods Portland Open presented by KraftHeinz, his fourth top-five finish in his first nine starts.

## National Team Selections

**Eisenhower Trophy** : 2012, 2016

## Career Records

### PGA TOUR (Playoff Record: 0 - 0)

Season	Events	Rounds	1st	2nd	3rd	Top 10	Top 25	Cuts Made	Cuts Missed	WD	FedExCup Rank	Earnings
<b>Total:</b>	<b>4</b>	<b>10</b>						<b>1</b>	<b>3</b>			
2019	3	8						1	2			
2018	1	2							1			

(A) - Amateur

### Korn Ferry Tour (Playoff Record: 1 - 0)

Season	Events	Rounds	1st	2nd	3rd	Top 10	Top 25	Cuts Made	Cuts Missed	WD	Priority Rank	Earnings
<b>Total:</b>	<b>12</b>	<b>37</b>	<b>2</b>		<b>2</b>	<b>4</b>	<b>4</b>	<b>7</b>	<b>5</b>			
2019	11	35	2		2	4	4	7	4		14	\$336,234
2018	1	2							1			

(A) - Amateur

## Personal

- Born in Puebla, Mexico to a Mexican father and Norwegian mother. Spent his first 12 years in Mexico where he played golf and soccer. At age 12, moved to Norway where he continued golf and took up skiing.
- Speaks Spanish and Norwegian and is learning Italian and German.
- Member of the 2018 NCAA National Championship team. College teammates of Viktor Hovland and Matthew Wolff.
- In November 2018, had to have an emergency appendectomy just before final stage of Korn Ferry Tour Qualifying Tournament. Competed in the event, despite not being able to swing 100 percent. Finished near the bottom and entered the 2019 Korn Ferry Tour season with minimal status.
- He would like to start a business and a foundation to help less fortunate people.



# Camilo Villegas<sup>(kuh-ME-lo bee-JAY-gus)</sup>

**Height:** 5'9" (1.75 m)  
**Weight:** 160 (73 kg)  
**Age:** 37 (January 7, 1982)  
**Birthplace:** Medellin, Colombia  
**Residence:** Jupiter, Florida  
**Family:** Wife, Maria; Mia

**Education:** University of Florida (2004, Business)  
**Special Interests:** Music, cycling, exercise, fashion  
**Turned Professional:** 2004  
**City plays from:** Colombia

## Exempt Status

Major Medical Extension

## Career Victories

### PGA TOUR Victories (4):

**2008** (2) BMW Championship, THE TOUR Championship presented by Coca-Cola. **2010** (1) The Honda Classic. **2014** (1) Wyndham Championship.

### International Victories (2):

**2007** Coca-Cola Tokai Classic [Jpn].

### Other Victories (1):

**2008** CVS/Caremark Charity Classic [with Bubba Watson].

## National Team Selections

**World Cup :** 2006, 2011 **Presidents Cup :** 2009

## Career Records

PGA TOUR (Playoff Record: 1 - 2)													
Season	Events	Rounds	1st	2nd	3rd	Top 10	Top 25	Cuts Made	Cuts Missed	WD	FedExCup Rank	Earnings	
<b>Total:</b>	<b>323</b>	<b>1028</b>	<b>4</b>	<b>4</b>	<b>7</b>	<b>38</b>	<b>79</b>	<b>212</b>	<b>103</b>	<b>7</b>			
2018	14	45					1	8	6		193	\$229,439	
2017	25	72		1		2	6	13	11	1	96	\$971,420	
2016	27	79					2	15	11		152	\$450,056	
2015	27	83					5	16	10	1	84	\$718,497	
2014	29	95	1			1	4	20	8	1	48	\$1,642,124	
2013	23	75				2	5	16	7		82	\$709,677	
2012	25	77					4	15	9	1	148	\$491,729	
2011	25	68			1	4	5	13	10	1	33	\$1,231,918	
2010	20	72	1		1	7	9	18	2		20	\$3,035,523	
2009	21	73			1	4	10	18	2	1	42	\$1,804,981	
2008	22	78	2		2	7	10	19	3		2	\$4,422,641	
2007	24	82		1	1	6	9	17	7		25	\$1,866,961	
2006	29	93		2	1	4	7	18	11			\$1,742,112	
2005	2	6						1	1				
2004	10	30				1	2	5	5				

(A) - Amateur

Korn Ferry Tour (Playoff Record: 0 - 0)													
Season	Events	Rounds	1st	2nd	3rd	Top 10	Top 25	Cuts Made	Cuts Missed	WD	Priority Rank	Earnings	
<b>Total:</b>	<b>29</b>	<b>103</b>		<b>1</b>	<b>1</b>	<b>9</b>	<b>14</b>	<b>23</b>	<b>5</b>	<b>1</b>		<b>\$238,693</b>	
2016	3	8						1	2		97	\$5,475	
2005	26	95		1	1	9	14	22	3	1		\$233,218	

(A) - Amateur

## Top Tournaments

PGA TOUR	THE PLAYERS Championship	Masters Tournament	PGA Championship	U.S. Open	The Open Championship	WGC-HSBC Champions	WGC-Mexico	WGC-Dell Technologies Match Play	WGC-FedEx St. Jude Inv
2016	70								
2015	CUT	CUT	CUT	74					T25
2014	CUT								
2013					CUT				
2012	CUT								
2011	CUT	49	CUT	CUT	CUT		T35	T33	
2010	CUT	T38	T8	T70	T44		T16	3	
2009	T14	T13	T51	T33	T13	T51	T5	T9	T71
2008	T66	CUT	T4	T9	T39	T25	T26	T33	T36
2007	CUT	CUT	T23	T26					
2006	T3		CUT	T59					
2004				CUT					

FedExCup Playoffs			
THE NORTHERN TRUST	Dell Technologies Championship	BMW Championship	TOUR Championship
2017	T34	CUT	
2015	T30	T33	
2014	CUT	T50	
2013	T54	T35	T20
2011	T6	T25	
2010	T64	T61	T11
2009	W/D	T61	T8
2008	CUT	T3	1
2007	T21	T9	T7

## Personal

- In 2005, started using a low-to-the-ground crouching method to better read putts. Often compared to Spiderman for his unique style of reading putts.
- Is passionate about bike riding and has what he calls "obsessive cycling disorder."
- Has tattoos on his wrist with inspirational sayings. On the right, "attitude" and on the left, "positive energy."
- Was featured as one of People Magazine's hottest bachelors in 2006.



# Johnson Wagner

**Height:** 6'3" (1.91 m)  
**Weight:** 230 (kg)  
**Age:** 39 (March 23, 1980)  
**Birthplace:** Amarillo, Texas  
**Residence:** Charlotte, North Carolina  
**Family:** Wife, Katie; Graham Clifton, Marianne Joy

**Education:** Virginia Tech  
**Special Interests:** Hunting, watching sports  
**Turned Professional:** 2002  
**City plays from:** Charlotte, NC, United States

## Exempt Status

126-150 in 2018-19 FedExCup standings (thru 2019-20)

## Career Victories

### PGA TOUR Victories (3):

**2008 (1)** Shell Houston Open. **2011 (1)** Mayakoba Golf Classic at Riviera Maya-Cancun. **2012 (1)** Sony Open in Hawaii.

### Korn Ferry Tour Victories (2):

**2006 (2)** Chitimacha Louisiana Open Pres'd by Dynamic Industries, Cox Classic Presented by Chevrolet.

## 2018-19 Season Highlights

### PGA TOUR

**Puerto Rico Open** - Tied three others for second at the Puerto Rico Open, his best result since losing in a playoff at the 2015 Houston Open. Was the only player in the field to record four scores in the 60s.

## Career Records

### PGA TOUR (Playoff Record: 1 - 1)

Season	Events	Rounds	1st	2nd	3rd	Top 10	Top 25	Cuts Made	Cuts Missed	WD	FedExCup Rank	Earnings
<b>Total:</b>	<b>329</b>	<b>986</b>	<b>3</b>	<b>5</b>	<b>2</b>	<b>23</b>	<b>57</b>	<b>177</b>	<b>150</b>	<b>1</b>		
2019	19	58		1		1	5	13	6		141	\$597,792
2018	21	69					4	16	5		133	\$656,322
2017	26	63			1	2	4	9	17		140	\$685,306
2016	26	86				3	6	17	9		78	\$1,083,787
2015	23	68		1		3	5	12	11		87	\$1,131,659
2014	24	65				1	2	11	13		150	\$393,729
2013	24	60		1		2	4	9	14	1	121	\$801,955
2012	27	88	1	1		4	6	17	10		36	\$2,225,007
2011	25	81	1			1	5	15	10		70	\$1,224,556
2010	28	85			1	2	5	15	12		172	\$753,802
2009	26	81				1	2	13	13		151	\$434,571
2008	26	83	1			1	2	15	11		60	\$1,431,001
2007	33	97		1		2	7	15	18		128	\$1,013,024
2004	1	2							1			

(A) - Amateur

### Korn Ferry Tour (Playoff Record: 0 - 0)

Season	Events	Rounds	1st	2nd	3rd	Top 10	Top 25	Cuts Made	Cuts Missed	WD	Priority Rank	Earnings
<b>Total:</b>	<b>118</b>	<b>379</b>	<b>2</b>	<b>2</b>	<b>1</b>	<b>13</b>	<b>33</b>	<b>73</b>	<b>44</b>	<b>1</b>		<b>\$713,225</b>
2019	3	8					1	1	2		68	\$17,000
2018	3	5							2	1		
2017	3	8					1	1	2		89	\$9,348
2014	4	14						3	1		89	\$10,570
2006	28	106	2			5	14	25	3			\$372,069
2005	27	82		1	1	3	7	15	12			\$138,353
2004	28	94		1		5	9	19	9			\$138,148
2003	22	62					1	9	13			\$27,737

(A) - Amateur

## Top Tournaments

PGA TOUR	THE PLAYERS Championship	Masters Tournament	PGA Championship	U.S. Open	The Open Championship	WGC-HSBC Champions	WGC-Mexico	WGC-Dell Technologies Match Play	WGC-FedEx St. Jude Inv
2017	CUT								
2016	T64								
2014	CUT								
2013	CUT				T58				
2012	T35	CUT	CUT		CUT	75	T13		T36
2011	CUT		T51						
2009	T60								
2008	T54	T36	CUT						T71
2007				CUT					
2004				CUT					

### FedExCup Playoffs

	THE NORTHERN TRUST	Dell Technologies Championship	BMW Championship	TOUR Championship
2016	T22	T63		
2015	T45	T44		
2013	CUT			
2012	CUT	T51	T45	
2011	CUT	T25	63	
2008	CUT	T15	T52	
2007	T65			

## Player Statistics

**Career Low Round:** 62 - 2013 The Greenbrier Classic (Round 1)

**Career High FedExCup Rank:** #1 : 2012 Arnold Palmer Invitational presented by MasterCard

**Career High Official World Golf Rank:** #60 : 2012 Masters Tournament

**Career Largest Paycheck:** \$1,008,000 : 2008 Shell Houston Open (Finished 1)

## Personal

- Was the first player in the 105-year history of the Metropolitan Golf Association to hold the Ike (the MGA's premier stroke-play amateur), Met Amateur and Met Open titles at the same time as the Wagner Slam.
- Captained his high school hockey team as a junior and senior.
- Caddied for three summers at Hudson National in Westchester County, N.Y.
- Wife, Katie, is a former Virginia Tech soccer player. Father taught computer sciences at the U.S. Military Academy in West Point, N.Y. Grandfather M.T. Johnson was a former treasurer of the USGA.



# Jimmy Walker

**Height:** 6'2" (1.88 m)  
**Weight:** 180 (82 kg)  
**Age:** 40 (January 16, 1979)  
**Birthplace:** Oklahoma City, Oklahoma  
**Residence:** Boerne, Texas  
**Family:** Wife, Erin; McClain James, Beckett Meier

**Education:** Baylor University  
**Special Interests:** Fishing, car racing, astrophotography  
**Turned Professional:** 2001  
**City plays from:** Boerne, TX, United States

## Exempt Status

Winner, PGA Championship or U.S. Open (thru 2020-21)

## Career Victories

### PGA TOUR Victories (6):

**2014 (3)** Frys.com Open, Sony Open in Hawaii, AT&T Pebble Beach National Pro-Am. **2015 (2)** Sony Open in Hawaii, Valero Texas Open. **2016 (1)** PGA Championship.

### Korn Ferry Tour Victories (3):

**2004 (2)** BellSouth Panama Championship, Chitimacha Louisiana Open. **2007 (1)** National Mining Association Pete Dye Classic.

### International Victories (1):

**2002** Scottsdale Swing at Eagle Mountain [Can].

## National Team Selections

**Ryder Cup :** 2014, 2016 **Presidents Cup :** 2015 **World Cup :** 2016

## Career Records

### PGA TOUR (Playoff Record: 0-1)

Season	Events	Rounds	1st	2nd	3rd	Top 10	Top 25	Cuts Made	Cuts Missed	WD	FedExCup Rank	Earnings
<b>Total:</b>	<b>329</b>	<b>1068</b>	<b>6</b>	<b>4</b>	<b>3</b>	<b>45</b>	<b>100</b>	<b>219</b>	<b>109</b>	<b>2</b>		<b>\$25,474,253</b>
2019	22	74					3	15	7		158	\$590,437
2018	23	77		1		4	7	17	6		75	\$2,027,312
2017	21	65				1	7	14	7		111	\$1,101,162
2016	25	82	1		1	5	12	18	7		14	\$4,148,546
2015	24	86	2	2		6	9	21	3		16	\$4,521,350
2014	27	96	3			10	19	23	4		7	\$5,787,016
2013	24	84		1	1	5	10	18	6		36	\$2,117,570
2012	28	101				6	9	23	5		62	\$1,638,419
2011	24	79				4	7	16	8		50	\$1,336,556
2010	27	82			1	2	6	13	14		84	\$937,987
2009	24	74				2	5	15	8	2	148	\$662,683
2008	24	73					3	13	11		192	\$282,249
2006	21	58					1	9	12			\$153,950
2005	9	23					2	3	6			\$155,850
2004	1	2							1			
2003	1	2							1			
2002	1	2							1			
2001	3	8						1	2			

(A) - Amateur

### Korn Ferry Tour (Playoff Record: 0-0)

Season	Events	Rounds	1st	2nd	3rd	Top 10	Top 25	Cuts Made	Cuts Missed	WD	Priority Rank	Earnings
<b>Total:</b>	<b>97</b>	<b>329</b>	<b>3</b>	<b>3</b>	<b>1</b>	<b>16</b>	<b>39</b>	<b>69</b>	<b>28</b>			
2009	1	2							1			
2008	5	14					1	2	3			\$10,343
2007	29	100	1			2	9	21	8			\$196,896
2006	3	8						1	2			\$3,550
2005	3	10					1	2	1			\$10,679
2004	25	90	2	2		7	12	20	5			\$371,346
2003	18	62		1	1	5	10	13	5			\$146,516
2002	10	35				2	6	8	2			\$58,962
2001	3	8						2	1			\$2,728

(A) - Amateur

## Top Tournaments

PGA TOUR	THE PLAYERS Championship	Masters Tournament	PGA Championship	U.S. Open	The Open Championship	WGC-HSBC Champions	WGC-Mexico	WGC-Dell Technologies Match Play	WGC-FedEx St. Jude Inv
2019	T67	T36	T23	CUT	CUT				
2018	T2	T20	T42	T56	CUT				
2017	T56	T18	CUT	CUT	T54				
2016	CUT	T29	1	CUT	CUT	T77	T25	T39	T28
2015	CUT	T38	CUT	T58	T30	T35	T31	T52	T53
2014	T6	T8	T7	T9	T26	T46	T25	T17	T26
2013	T15		CUT		CUT				
2012	T35		T21						
2011	CUT								
2010	T26		CUT						
2002				CUT					
2001				T52					

### FedExCup Playoffs

	THE NORTHERN TRUST	Dell Technologies Championship	BMW Championship	TOUR Championship
2018	T71	T71		
2017	CUT			
2016	CUT	3	T13	28
2015	T69	CUT	T32	T18
2014	CUT	T9	T20	T17
2013	T54	CUT	T11	
2012	T38	T51	64	
2011	T18	T37	T22	
2010	T52	CUT		

## Personal

- Learned the game from his father, who was a scratch golfer.
- Met his wife, Erin, at a Korn Ferry Tour event in 2004, where she was a tournament volunteer. Erin is competitive in equestrian competitions. Father-in-law, Mark Stiegemeier, was the 1975 world champion in freestyle skiing.
- Avid astrophotographer and his photos have been selected as NASA's astronomy photos of the day.



# Matt Wallace

**Height:** 6'1" (1.85 m)  
**Weight:** 187 (85 kg)  
**Age:** 29 (April 12, 1990)  
**Birthplace:** Hillingdon, England  
**Residence:** London, England

**Turned Professional:** 2012  
**City plays from:** England

## Exempt Status

Top 125 non-member (thru 2019-20)

## Career Victories

### International Victories (4):

**2017** Open de Portugal [Eur]. **2018** Hero Indian Open [Eur]. **2018** BMW International Open [Eur]. **2018** Made In Denmark [Eur].

## Player Statistics

**Career Low Round: 65** - 2019 World Golf Championships-FedEx St. Jude Invitational (Round 3)

**Career High FedExCup Rank:**

**Career High Official World Golf Rank: #23** : 2019 John Deere Classic

**Career Largest Paycheck:** \$575,500 : 2019 PGA Championship (Finished 3)

## 2018-19 Season Highlights

Recorded two top-10s and made 10 cuts in 12 starts, earning enough Non-Member FedExCup Points to secure full PGA TOUR membership for the 2019-20 season. Best result was a tie for third at the PGA Championship.

## PGA TOUR

**Arnold Palmer Invitational presented by Mastercard** - Carded four under-par scores to finish T6 at the Arnold Palmer Invitational presented by Mastercard. Was his first top-10 in eight career PGA TOUR starts. **PGA Championship** - Recorded the best finish by a European player at the PGA Championship with a tie for third. Earned 160 Non-Member FedExCup Points and qualified for Special Temporary Membership for the remainder of the season.

## Career Records

PGA TOUR (Playoff Record: 0-0)											
Season	Events	Rounds	1st	2nd	3rd	Top 10	Top 25	Cuts Made	Cuts Missed	WD	FedExCup Rank
<b>Total:</b>	<b>16</b>	<b>50</b>			<b>1</b>	<b>2</b>	<b>5</b>	<b>11</b>	<b>5</b>		
2019	12	40			1	2	4	10	2		
2018	3	8					1	1	2		
2017	1	2							1		

(A) - Amateur

## Top Tournaments

PGA TOUR									
	THE PLAYERS Championship	Masters Tournament	PGA Championship	U.S. Open	The Open Championship	WGC-HSBC Champions	WGC-Mexico	WGC-Dell Technologies Match Play	WGC-FedEx St. Jude Inv
2019	T30	CUT	T3	T12	T51	T50	T33	T40	T27
2018			T19	CUT	CUT				
2017				CUT					

## Personal

- Played collegiate golf at Jacksonville State University in Alabama, the same school fellow English golfer Danny Willett attended.
- Comes from a very athletic family, with his parents being PE teachers. Was good at all sports including high-level cricket, football and rugby. Began taking golf seriously at age 18.
- Huge Manchester United fan.



# Nick Watney

**Height:** 6'2" (1.88 m)  
**Weight:** 180 (82 kg)  
**Age:** 38 (April 25, 1981)  
**Birthplace:** Sacramento, California  
**Residence:** Las Vegas, Nevada  
**Family:** Wife, Amber; Harper, Hudson, Holland Faith, Harlow

**Education:** Fresno State University (2003)  
**Special Interests:** All sports, music, video games  
**Turned Professional:** 2003  
**City plays from:** Dixon, CA, United States

## Exempt Status

Top 125 in 2018-19 FedExCup standings (thru 2019-20)

## Career Victories

### PGA TOUR Victories (5):

**2007 (1)** Zurich Classic of New Orleans. **2009 (1)** Buick Invitational. **2011 (2)** World Golf Championships-Cadillac Championship, AT&T National. **2012 (1)** The Barclays.

### Korn Ferry Tour Victories (1):

**2004 (1)** Nationwide Tour Championship.

### International Victories (2):

**2003** Lewis Chitengwa Memorial Championship [Can]. **2012** CIMB Classic [Asia].

### Other Victories (1):

**2005** Callaway Golf Pebble Beach Invitational.

## 2018-19 Season Highlights

Qualified for the FedExCup Playoffs for the 12th time, finishing the season No. 97 in the standings. Collected three top-10s, his most since 2014-15 (3), and made 17 cuts in 26 starts.

## PGA TOUR

**Zurich Classic of New Orleans** - Along with teammate Charley Hoffman, finished T9 at the Zurich Classic of New Orleans for his first top-10 finish since a runner-up effort at the 2018 Wells Fargo Championship. **Charles Schwab Challenge** - With rounds of 67-68-70-70, recorded a T8 finish at the Charles Schwab Challenge. Represented first top-10 finish in eight starts at Colonial Country Club.

## National Team Selections

**Presidents Cup** : 2011 **World Cup** : 2009 **Palmer Cup** : 2002

## Career Records

PGA TOUR (Playoff Record: 0-0)												
Season	Events	Rounds	1st	2nd	3rd	Top 10	Top 25	Cuts Made	Cuts Missed	WD	FedExCup Rank	Earnings
<b>Total:</b>	<b>377</b>	<b>1244</b>	<b>5</b>	<b>5</b>		<b>54</b>	<b>121</b>	<b>266</b>	<b>111</b>	<b>1</b>		<b>\$27,283,022</b>
2019	26	83				3	6	17	9		97	\$1,008,964
2018	26	90		1		1	3	21	5		74	\$1,402,833
2017	23	69				1	5	14	9		120	\$824,162
2016	5	17					1	3	2		202	\$189,880
2015	28	91		1		3	8	18	10		58	\$1,733,873
2014	25	75				2	5	17	8	1	105	\$913,398
2013	26	86		1		4	10	19	7		15	\$2,477,639
2012	26	94	1			5	12	23	3		4	\$3,044,224
2011	22	77	2	1		10	16	19	3		9	\$5,290,673
2010	24	88				8	15	22	2		12	\$2,536,714
2009	24	86	1	1		4	12	19	5		12	\$3,221,421
2008	27	96				1	5	21	6		109	\$878,173
2007	26	87	1			3	7	17	9		43	\$1,838,629
2006	29	95				6	11	19	10			\$1,243,816
2005	31	89				2	4	15	16			\$605,369
2004	1	3							1			
2003	8	18				1	1	2	6			

(A) - Amateur

Korn Ferry Tour (Playoff Record: 0-0)												
Season	Events	Rounds	1st	2nd	3rd	Top 10	Top 25	Cuts Made	Cuts Missed	WD	Priority Rank	Earnings
<b>Total:</b>	<b>25</b>	<b>88</b>	<b>1</b>	<b>1</b>		<b>8</b>	<b>12</b>	<b>19</b>	<b>6</b>			
2004	25	88	1	1		8	12	19	6			\$301,988

(A) - Amateur

## Top Tournaments

PGA TOUR									
	THE PLAYERS Championship	Masters Tournament	PGA Championship	U.S. Open	The Open Championship	WGC-HSBC Champions	WGC-Mexico	WGC-Dell Technologies Match Play	WGC-FedEx St. Jude Inv
2019	CUT		T71						
2018	T37		T30						
2015	CUT								
2014	CUT	T44	T33	CUT	CUT	T31	W/D	T33	
2013	CUT	T13	CUT	CUT	CUT		T49	T17	T44
2012	T56	T32	CUT	T21	T23	T16	T17	T9	T19
2011	T4	46	T12	CUT	CUT	T33	1	T9	T23
2010	T17	7	T18	76	T7	T21	T26	T9	T16
2009	CUT	19	CUT	CUT	T27	5	2		T36
2008	T63	T11		T60					
2007	CUT		CUT	CUT	T35				T61

FedExCup Playoffs			
	THE NORTHERN TRUST	Dell Technologies Championship	BMW Championship
2019	T59		
2018	T11	T62	
2017	CUT		
2015	CUT	T44	T19
2014	CUT		
2013	T9	T35	2
2012	1	T20	T45
2011	T10	T61	T22
2010	T36	T33	T15
2009	T6	T46	T30
2008	T62	CUT	
2007	T25	CUT	T59

## Personal

- Walked on to the golf team at Fresno State University, coached by his uncle Mike Watney.
- Is an avid fan of the San Francisco Giants, San Francisco 49ers and Sacramento Kings.
- His wife, Amber, is the niece of PGA TOUR veteran Omar Uresti.



# Bubba Watson

**Height:** 6'3" (1.91 m)  
**Weight:** 180 (82 kg)  
**Age:** 40 (November 5, 1978)  
**Birthplace:** Bagdad, Florida  
**Residence:** Orlando, Florida  
**Family:** Wife, Angie; Caleb, Dakota Hope

**Education:** Faulkner State Community College; University of Georgia (2008, Consumer Economics)  
**Special Interests:** Cars, Video games, collecting rare and designer shoes, wake surfing, water sports, fitness  
**Turned Professional:** 2002  
**City plays from:** Bagdad, FL, United States

## Exempt Status

Winner, World Golf Championships (thru 2022-23)

## Career Victories

### PGA TOUR Victories (12):

**2010 (1)** Travelers Championship. **2011 (2)** Farmers Insurance Open, Zurich Classic of New Orleans. **2012 (1)** Masters Tournament. **2014 (2)** Northern Trust Open, Masters Tournament. **2015 (2)** World Golf Championships-HSBC Champions, Travelers Championship. **2016 (1)** Northern Trust Open. **2018 (3)** Genesis Open, World Golf Championships-Dell Technologies Match Play, Travelers Championship.

### Other Victories (2):

**2015** Hero World Challenge. **2008** CVS/Caremark Charity Classic [with Camilo Villegas].

## 2018-19 Season Highlights

Qualified for the FedExCup Playoffs, one of nine players to do so in each of the first 13 seasons of the FedExCup era. Ended the season No. 81 in the FedExCup standings, failing to advance to the second Playoffs event for the first time in his career. Earned three top-10s and made 14 cuts in 19 starts.

## PGA TOUR

**Waste Management Phoenix Open** - In his 300th start on the PGA TOUR and 13th at the Waste Management Phoenix Open, posted scores of 66-67-68-71-272 (-12) to finish T4 with Chez Reavie and Matt Kuchar at TPC Scottsdale. Bogeeyed four of his first five holes Sunday before three birdies and an eagle over his last 10 resulted in an even-par score and his fourth top-five in the event. **Genesis Open** - Finished 6-under and T15 while attempting to defend his title at the Genesis Open. **Valspar Championship** - Tied the low score of the day with a final-round 68 to finish T4 at the Valspar Championship. Represented his second top-10 in eight starts at the event. **Travelers Championship** - Finished T54 at the Travelers Championship in defense of his third title at the event.

## National Team Selections

**Presidents Cup** : 2011, 2015 **Ryder Cup** : 2010, 2012, 2014, 2018 **Olympic Games** : 2016

## Career Records

PGA TOUR (Playoff Record: 5-1)												
Season	Events	Rounds	1st	2nd	3rd	Top 10	Top 25	Cuts Made	Cuts Missed	WD	FedExCup Rank	Earnings
<b>Total:</b>	<b>316</b>	<b>1038</b>	<b>12</b>	<b>14</b>	<b>5</b>	<b>65</b>	<b>127</b>	<b>230</b>	<b>80</b>	<b>6</b>		<b>\$44,000,426</b>
2019	19	58				3	6	14	5		81	\$1,558,014
2018	24	79	3			6	8	19	5		10	\$5,793,748
2017	22	63				4	6	14	7	1	75	\$1,223,129
2016	19	69	1	1		4	9	18	1		21	\$3,492,842
2015	19	68	2	3	2	10	14	17	2		5	\$6,876,797
2014	21	73	2	3	1	8	11	18	2	1	5	\$6,336,978
2013	21	73				3	10	18	3		37	\$1,759,276
2012	19	66	1	2		7	16	16	3		13	\$4,644,997
2011	22	79	2			3	8	19	2	1	26	\$3,477,811
2010	22	77	1	2	1	4	8	16	6		22	\$3,198,998
2009	24	73		1		2	9	13	10	1	53	\$1,430,244
2008	29	97		1		3	7	19	10		33	\$1,533,523
2007	26	80		1		5	9	14	11	1	37	\$1,654,807
2006	27	79			1	3	6	15	11	1		\$1,019,264
2004	1	2							1			
2002	1	2							1			

(A) - Amateur

Korn Ferry Tour (Playoff Record: 0-1)												
Season	Events	Rounds	1st	2nd	3rd	Top 10	Top 25	Cuts Made	Cuts Missed	WD	Priority Rank	Earnings
<b>Total:</b>	<b>63</b>	<b>218</b>		<b>3</b>	<b>1</b>	<b>10</b>	<b>24</b>	<b>47</b>	<b>16</b>			
2005	24	84		1	1	5	9	19	5			\$202,437
2004	17	62		2		3	8	14	3			\$142,904
2003	21	68					7	13	8			\$79,854
2001	1	4						1				\$1,513

(A) - Amateur

## Top Tournaments

PGA TOUR								
THE PLAYERS Championship	Masters Tournament	PGA Championship	U.S. Open	The Open Championship	WGC-HSBC Champions	WGC-Mexico	WGC-Dell Technologies Match Play	WGC-FedEx St. Jude Inv
2019 T56	T12	CUT	CUT	T51		T27	T40	T9
2018 T57	T5	CUT	CUT	CUT		T9		T31
2017 CUT	CUT	CUT	CUT	T27	T54	T38	T9	T17
2016 T43	T37	T60	T51	T39	T35	2	T28	T14
2015 T42	T38	T21	CUT	CUT	1 (P)	3	T17	2
2014 T48	1	T64	CUT	CUT	T8	T2	T9	T37
2013 T37	T50	CUT	T32	T32		T18	T9	T27
2012	1 (P)	T11	CUT	T23	33	2	T17	T19
2011 T45	T38	T26	T63	T30		DNS	4	T21
2010 CUT		2 (P)		CUT				T22
2009 T37	42	CUT	T18	CUT		72		
2008 CUT	T20	70	CUT					
2007 CUT		CUT	T5					
2004			CUT					

FedExCup Playoffs			
THE NORTHERN TRUST	Dell Technologies Championship	BMW Championship	TOUR Championship
2019 CUT			
2018 T34	T7	T16	29
2017 T10	T69		
2016 T13	CUT	T20	T10
2015 3	T29	T10	T5
2014 T30	T29	2	14
2013 T13	T67	T24	
2012 T10	CUT	T12	T5
2011 CUT	T16	T53	T23
2010 T31	T37	T50	T17
2009 CUT	T32	T15	
2008 T12	T44	T28	30
2007 CUT	CUT	T18	

## Personal

- He and his wife, Angie, adopted their son (Caleb) on March 26, 2012 and adopted their daughter (Dakota) in December 2014.
- Wife is 6-foot-4 and a former University of Georgia, WNBA and European professional basketball player.
- Formed the Bubba Watson Foundation in January 2014. The foundation's mission is to enhance the everyday lives of people in need and placing a particular emphasis on helping and inspiring children, young adults and those associated with the U.S. military.
- Also created Bubba's Bash, an annual charity concert comprised of artists of varying genres and guest speakers who share a love of God.
- Returned to the University of Georgia to complete his degree without telling family or friends. Wanted to encourage kids to get an education and pursue their dreams.
- Dedicated his 2010 Travelers Championship win to his wife and father, Gerry, who was battling lung cancer and later passed away in October 2010. Father was a lieutenant in the Green Berets' Special Forces during the Vietnam War and was honored prior to the clinic for his military service with a plaque presented to him by Gen. Steven Duff, commander of U.S. Army Special Forces Command (Airborne) at Fort Bragg, N.C. "It's special. With my dad's situation, it's brought to my heart that the military is much more important than what we do for a living. So I needed to do something for the Green Berets and bring light to the Pensacola area."
- Self-taught player who learned the game by hitting Wiffle balls around his house.
- Attended the same high school as Milton (Fla.) High School as PGA TOUR players Heath Slocum and Boo Weekley.
- In 2015, became a part owner of the Pensacola Blue Wahoos, a minor-league baseball team (Cincinnati Reds Double-A team) with Quint Studer and Rishy Studer.
- In the summer of 2016, pledged to donate at least \$250,000 to relief and recovery efforts of the worst flooding in the West Virginia area in more than 100 years (Watson and his family spend 4-5 months a year at their summer home in the area). That same year, donated \$100,000 to assist with Louisiana flood recovery efforts. His caddie, Ted Scott, is from the area.
- In July 2016, opened a candy store called "Bubba's Sweet Shop" in Pensacola, Fla., selling fudge, ice cream and candy, where his mom, Molly, sometimes works behind the counter.
- In October 2016, became co-owner of a local car dealership, Sandy & Bubba's Milton Chevrolet



# Boo Weekley

**Height:** 6'0" (1.83 m)  
**Weight:** 210 (95 kg)  
**Age:** 46 (July 23, 1973)  
**Birthplace:** Milton, Florida  
**Residence:** Jay, Florida  
**Family:** Thomas Parker, Aiden O'Neal

**Education:** Abraham Baldwin Agricultural College  
**Special Interests:** Hunting, fishing  
**Turned Professional:** 1997  
**City plays from:** East Milton, FL, United States

## Exempt Status

Past champion/veteran member beyond 150 in 2018-19 FedExCup (thru 2019-20)

## Career Victories

### PGA TOUR Victories (3):

**2007 (1)** Verizon Heritage. **2008 (1)** Verizon Heritage. **2013 (1)** Crowne Plaza Invitational at Colonial.

### Other Victories (1):

**2009** ADT Skills Challenge [with Brandt Snedeker].

## 2018-19 Season Highlights

### Korn Ferry Tour

**Chitimacha Louisiana Open presented by MISTRAS** - Finished T10 at 15-under at the 2019 Chitimacha Louisiana Open presented by MISTRAS, highlighted by a second-round 8-under 63.

## National Team Selections

**Ryder Cup** : 2008 **World Cup** : 2007

## Career Records

PGA TOUR (Playoff Record: 0-1)												
Season	Events	Rounds	1st	2nd	3rd	Top 10	Top 25	Cuts Made	Cuts Missed	WD	FedExCup Rank	Earnings
<b>Total:</b>	<b>311</b>	<b>975</b>	<b>3</b>	<b>3</b>	<b>3</b>	<b>31</b>	<b>67</b>	<b>189</b>	<b>114</b>	<b>9</b>		<b>\$15,041,042</b>
2019	9	26				1	1	5	4		215	\$107,981
2017	27	73				1	1	11	15	1		\$416,929
2016	26	83				2	6	15	11		114	\$991,660
2015	24	79		1	1	6	7	16	8		76	\$1,689,914
2014	24	72				1	3	16	6		111	\$832,673
2013	27	100	1	1		4	6	23	4	2	29	\$2,786,662
2012	25	70			1	3	5	13	10	2	123	\$848,347
2011	23	66				1	1	11	10	2	157	\$279,531
2010	27	88				3	7	16	11		98	\$872,729
2009	22	77				1	8	19	3	1	73	\$1,107,448
2008	24	83	1			5	11	19	5		34	\$2,398,751
2007	29	101	1	1	1	5	9	20	9		22	\$2,613,211
2002	24	57					2	5	18	1		\$95,206

(A) - Amateur

Korn Ferry Tour (Playoff Record: 0-1)												
Season	Events	Rounds	1st	2nd	3rd	Top 10	Top 25	Cuts Made	Cuts Missed	WD	Priority Rank	Earnings
<b>Total:</b>	<b>103</b>	<b>330</b>		<b>2</b>	<b>2</b>	<b>14</b>	<b>31</b>	<b>65</b>	<b>33</b>	<b>4</b>		<b>\$517,435</b>
2019	11	28				1	1	4	6	1		\$20,157
2011	1	4						1				\$3,000
2006	24	85		2	2	9	14	19	4	1		\$312,843
2005	22	68				1	5	13	7	1		\$50,846
2004	20	66				1	4	13	7			\$49,690
2003	23	73				2	6	14	8	1		\$74,149
2002	2	6					1	1	1			\$6,750

(A) - Amateur

## Top Tournaments

PGA TOUR									
	THE PLAYERS Championship	Masters Tournament	PGA Championship	U.S. Open	The Open Championship	WGC-HSBC Champions	WGC-Mexico	WGC-Dell Technologies Match Play	WGC-FedEx St. Jude Inv
2017	T48								
2016	T16								
2015	CUT		T37						
2014	CUT	CUT	W/D	66	CUT	T11	T54	T33	
2013	T48		T12	CUT	T58				T33
2011	CUT								
2010	T56		CUT						T46
2009	W/D		T36	CUT	T13		T61	T17	T58
2008	T21	T20	T20	T26	CUT		T30	T9	T66
2007	T44		T9	T26	T35				T30

FedExCup Playoffs			
	THE NORTHERN TRUST	Dell Technologies Championship	BMW Championship
2016	CUT		
2015	CUT	T56	
2014	T61		
2013	T58	T35	T54
2012	CUT		30
2010	CUT	CUT	
2009	T41	T54	
2008	CUT	T27	T28
2007	T35	T41	T57

## Personal

- Played high school golf with PGA TOUR member Heath Slocum. TOUR member Bubba Watson later attended and played golf at Milton High School, and nearby resident Joe Durant is a close friend. Slocum's dad, Jack, served as his caddie during finals of the PGA TOUR Qualifying Tournament.
- Nicknamed after cartoon hero Yogi Bear's sidekick, "Boo Boo" Bear.
- Studied turfgrass science in college and later worked as a laborer at the Monsanto chemical plant in Pensacola, Fla.



# Mike Weir

**Height:** 5'9" (1.75 m)  
**Weight:** 155 (70 kg)  
**Age:** 49 (May 12, 1970)  
**Birthplace:** Sarnia, Ontario, Canada  
**Residence:** Sandy, Utah  
**Family:** Elle Marisa, Lili

**Education:** Brigham Young University (1993, Recreation Management)  
**Special Interests:** Hockey, fishing, skiing  
**Turned Professional:** 1992  
**City plays from:** Brights Grv, ON, Canada

## Exempt Status

Past champion/veteran member beyond 150 in 2018-19 FedExCup (thru 2019-20)

## Career Victories

### PGA TOUR Victories (8):

**1999 (1)** Air Canada Championship. **2000 (1)** World Golf Championships-American Express Championship. **2001 (1)** THE TOUR Championship. **2003 (3)** Bob Hope Chrysler Classic, Nissan Open, Masters Tournament. **2004 (1)** Nissan Open. **2007 (1)** Fry's Electronics Open.

### International Victories (2):

**1997** Canadian Masters [Can]. **1997** BC TEL Pacific Open [Can].

### Other Victories (6):

**2004** Champions Challenge [with Dean Wilson]. **2003** Champions Challenge [with Dean Wilson]. **1999** Telus Skins Game. **1997** Canadian Masters [Can]. **1997** BC Tel Open [Can]. **1993** Infiniti Championship [Can].

## National Team Selections

**World Cup :** 1997, 2000, 2001, 2002, 2006, 2007 **Presidents Cup :** 2000, 2003, 2005, 2007, 2009

## Career Records

PGA TOUR (Playoff Record: 3 - 2)												
Season	Events	Rounds	1st	2nd	3rd	Top 10	Top 25	Cuts Made	Cuts Missed	WD	FedExCup Rank	Earnings
<b>Total:</b>	<b>453</b>	<b>1379</b>	<b>8</b>	<b>10</b>	<b>8</b>	<b>69</b>	<b>140</b>	<b>267</b>	<b>175</b>	<b>13</b>		<b>\$27,976,811</b>
2019	9	21						2	7		247	\$27,643
2018	6	14						1	5		259	\$5,760
2017	3	7							3			
2016	10	19							8	2		
2015	18	36					1	1	14	3		\$72,800
2014	25	65		1		1	1	9	15	1	139	\$854,413
2013	22	58						9	13	1	174	\$194,510
2012	14	27							14			
2011	15	34						2	11	2	259	\$23,312
2010	19	57				1	2	11	8		128	\$559,092
2009	24	84		1	1	6	12	20	4		29	\$2,379,422
2008	26	87		2		8	13	20	5		10	\$3,020,135
2007	23	81	1			4	9	20	3	1	88	\$1,986,053
2006	24	85			1	6	12	20	4			\$1,883,724
2005	23	66		1		2	6	14	9			\$1,363,467
2004	22	73	1	1		7	10	16	6			\$2,761,536
2003	21	75	3		4	10	16	20	1			\$4,918,910
2002	25	92					11	22	3			\$843,890
2001	23	86	1	2	1	6	13	20	3			\$2,777,936
2000	28	96	1	1		8	16	23	4	1		\$2,547,829
1999	30	101	1	1	1	7	12	20	10			\$1,491,139
1998	27	77				2	5	13	13	1		\$218,967
1997	4	8						1	3			\$7,709
1996	5	14				1	1	2	1			\$36,624
1995	1	2							1			
1994	1	2							1			
1993	2	6						1	1			\$1,940
1992	1	2							1			
1989	1 (A)	2							1			
(A) - Amateur	1 (A)	2							1			

Korn Ferry Tour (Playoff Record: 0 - 0)												
Season	Events	Rounds	1st	2nd	3rd	Top 10	Top 25	Cuts Made	Cuts Missed	WD	Priority Rank	Earnings
<b>Total:</b>	<b>15</b>	<b>41</b>						<b>5</b>	<b>10</b>			<b>\$11,335</b>
2019	8	22						3	5			\$7,194
2018	6	17						2	4			\$4,141
1993	1	2							1			
(A) - Amateur												

## Top Tournaments

PGA TOUR												
	THE PLAYERS Championship	Masters Tournament	PGA Championship	U.S. Open	The Open Championship	WGC-HSBC Champions	WGC-Mexico	WGC-Dell Technologies Match Play	WGC-FedEx St. Jude Inv			
2019		CUT		CUT								
2018		CUT										
2017		CUT										
2016		CUT										
2015		CUT										
2014		T44										
2013		CUT			T28							
2012		CUT										
2011		CUT										
2010	CUT	T43	CUT		T80	CUT		T26	T17		T55	
2009	T14	CUT	CUT		T10	CUT		T35	T33		10	
2008	T32	T17	T42		T18	T39		T20	T33			
2007	T37	T20	CUT		T20	T8		T50	T33		W/D	
2006	T22	T11	6		T6	T56			T9		T22	
2005	T17	T5	T47		T42	CUT		T18	T33		T36	
2004	CUT	CUT	CUT		T4	T9			T17		T41	
2003	T27	1 (P)	T7		T3	T28		T28	T17		T23	
2002	T19	T24	T34		CUT	T69		T15	T17		T24	
2001	T44	T27	T16		T19	CUT					25	
2000	CUT	T28	T30		T16	T52		1	T17		T24	
1999			T10		CUT	T37		T30				

FedExCup Playoffs			
THE NORTHERN TRUST	Dell Technologies Championship	BMW Championship	TOUR Championship
2009 T51	T23	T20	T25
2008 T7	2	T67	T6
2007 T41	T30		

## Personal

- During busy Presidents Cup week in Montreal in 2007, met and presented Canadian Prime Minister Stephen Harper with a personalized TaylorMade golf bag.
- Dropped the ceremonial puck before the Toronto Maple Leafs playoff game against the Philadelphia Flyers on April 14, 2003. Prior to 2003 Presidents Cup, gave teammates Team Canada hockey jerseys complete with names stitched on the back.
- At age 13, sought advice from Jack Nicklaus. In a letter, asked whether he should switch to playing right-handed. Response was to stick to natural swing.
- Three-time recipient (2000-01 and 2003) of Lionel Conacher Award, given to Canada's Male Athlete of the Year. First golfer to be so honored since 1932.
- Received the Order of Canada in 2009, Canada's highest civilian honor, and received the Order of Ontario in 2004. 2009 Canadian Golf Hall of Fame inductee.
- Mike Weir Foundation, established in 2004, is dedicated to advancing the physical, emotional and educational needs of children. Runs annual event, the Mike Weir Miracle Golf Drive for Kids, to raise money for the Children's Miracle Network. Established Mike Weir Wine in 2005, benefiting the Weir Foundation.



# Richy Werenski

**Height:** 6'0" (1.83 m)  
**Weight:** 165 (74 kg)  
**Age:** 27 (December 22, 1991)  
**Birthplace:** Springfield, Massachusetts  
**Residence:** Jupiter, Florida  
**Family:** Single

**Education:** Georgia Tech (2014, Business Management)  
**Special Interests:** Hunting, fishing, dirt biking  
**Turned Professional:** 2014  
**City plays from:** West Palm Beach, FL, United States

## Exempt Status

Top 50 from 2019 Korn Ferry Tour (thru 2019-20)

## Career Victories

### Korn Ferry Tour Victories (1):

**2016 (1)** BMW Charity Pro-Am Presented by SYNnex Corporation.

## Player Statistics

**Career Low Round:** 63 - 2019 The RSM Classic (Round 3)

**Career High FedExCup Rank:** #21 : 2019 The RSM Classic

**Career High Official World Golf Rank:** #157 : 2019 Mayakoba Golf Classic

**Career Largest Paycheck:** \$417,600 : 2019 Mayakoba Golf Classic (Finished 3)

## 2018-19 Season Highlights

Collected one top-10 and 17 made cuts in 27 starts to finish No. 126 in the FedExCup standings, but earned one of the 25 PGA TOUR cards available through the Korn Ferry Tour Finals at No. 24 on the Finals points list. Entered the 2019-20 season 50th in the final priority ranking. Best result of the season came at the Mayakoba Golf Classic (T3).

## PGA TOUR

**Mayakoba Golf Classic** - Posted a pair of 67s on the weekend at the Mayakoba Golf Classic to finish T3 and claim his sixth top-10 finish in his 63rd PGA TOUR start. Made third start at the event and for the third time, posted four rounds in the 60s.

## Korn Ferry Tour

**Korn Ferry Tour Championship presented by United Leasing & Finance** - Fired 3-under 69 in the third and fourth rounds to finish T7 at the Korn Ferry Tour Championship presented by United Leasing & Finance. The result earned him a T24 finish in The Finals 25 and secured his 2019-20 PGA TOUR card.

## Career Records

PGA TOUR (Playoff Record: 0 - 1)												
Season	Events	Rounds	1st	2nd	3rd	Top 10	Top 25	Cuts Made	Cuts Missed	WD	FedExCup Rank	Earnings
<b>Total:</b>	<b>86</b>	<b>253</b>		<b>2</b>	<b>1</b>	<b>6</b>	<b>16</b>	<b>51</b>	<b>35</b>			
2019	27	83			1	1	4	17	10		126	\$851,329
2018	32	92		1		2	6	17	15		110	\$1,081,283
2017	26	74		1		3	6	16	10		106	\$890,262
2015	1	4						1				

(A) - Amateur

Korn Ferry Tour (Playoff Record: 0 - 0)												
Season	Events	Rounds	1st	2nd	3rd	Top 10	Top 25	Cuts Made	Cuts Missed	WD	Priority Rank	Earnings
<b>Total:</b>	<b>45</b>	<b>143</b>	<b>1</b>	<b>3</b>		<b>5</b>	<b>12</b>	<b>26</b>	<b>19</b>			<b>\$449,309</b>
2019	3	10				1	1	2	1		50	\$32,402
2016	22	64	1	3		4	7	10	12		6	\$354,820
2015	20	69					4	14	6			\$62,086

(A) - Amateur

## Top Tournaments

PGA TOUR									
2019	THE PLAYERS Championship	Masters Tournament	PGA Championship	U.S. Open	The Open Championship	WGC-HSBC Champions	WGC-Mexico	WGC-Dell Technologies Match Play	WGC-FedEx St. Jude Inv
2018	T23		CUT		CUT				

FedExCup Playoffs			
2018	THE NORTHERN TRUST	Dell Technologies Championship	BMW Championship
2017	CUT		TOUR Championship

## Personal

- Grew up next door to The Orchards GC in South Hadley, Mass.
- Attended Heritage Academy in Hilton Head Island, S.C.
- Comes from a family of avid golfers. Father, Michael, was formerly a PGA club professional. Brother, Mickey, played on the Texas A&M golf team.
- Earliest golf memory is going to Orlando, Fla., for the "Drive, Chip & Putt" national finals at ages 10 and 12.
- If not a golfer, would be an investment banker.
- Played soccer and basketball growing up.
- Keeps an Augusta National pencil in his golf bag.
- Supports The First Tee.
- Won the Golf Channel's "Big Break The Palm Beaches," which aired early in 2015.



# Vincent Whaley

**Height:** 6'2" (1.88 m)  
**Weight:** 185 (84 kg)  
**Age:** 24 (March 14, 1995)  
**Birthplace:** Lexington, Kentucky  
**Residence:** Atlanta, Georgia

**Education:** Georgia Tech 2017, Business Finance  
**Turned Professional:** 2017  
**City plays from:** Atlanta, GA, United States

## Exempt Status

Top 50 from 2019 Korn Ferry Tour (thru 2019-20)

## Career Victories

None.

## Player Statistics

**Career Low Round:**

**Career High FedExCup Rank:**

**Career High Official World Golf Rank: #467** : 2019 U.S. Open

**Career Largest Paycheck:**

## 2018-19 Season Highlights

Earned PGA TOUR membership by finishing No. 25 on the Korn Ferry Tour Regular Season points list and entered the 2019-20 season 36th in the final priority ranking. Compiled three top-10 results and made 16 cuts in 24 starts on the Korn Ferry Tour, including a runner-up finish at The Bahamas Great Abaco Classic at The Abaco Club in just his second career Korn Ferry Tour appearance.

## Korn Ferry Tour

**The Bahamas Great Abaco Classic at The Abaco Club** - In just his second career Korn Ferry Tour start, posted 6-under 282 to finish runner-up, one stroke shy of winner Rafael Campos. **LECOM Suncoast Classic** - Earned his second top-10 finish of the year with a T7 finish at the LECOM Suncoast Classic. **Lincoln Land Championship presented by LRS** - Held a share of the 54-hole lead before settling for a T3 finish at 14-under at the Lincoln Land Championship presented by LRS, his third top-10 finish of his rookie season.

## Career Records

### PGA TOUR (Playoff Record: 0-0)

Season	Events	Rounds	1st	2nd	3rd	Top 10	Top 25	Cuts Made	Cuts Missed	WD	FedExCup Rank	Earnings
<b>Total:</b>	<b>0</b>	<b>0</b>										

(A) - Amateur

### Korn Ferry Tour (Playoff Record: 0-0)

Season	Events	Rounds	1st	2nd	3rd	Top 10	Top 25	Cuts Made	Cuts Missed	WD	Priority Rank	Earnings
<b>Total:</b>	<b>24</b>	<b>80</b>	<b>1</b>	<b>1</b>	<b>1</b>	<b>3</b>	<b>7</b>	<b>16</b>	<b>8</b>			

2019

(A) - Amateur

## Personal

- Born in Lexington, Kentucky but moved to West Palm Beach, Florida at age 4. Then moved to McKinney, Texas where he grew up. Played the Texas golf circuit alongside Jordan Spieth and childhood friend Scottie Scheffler.
- Neither of his parents play golf. He was introduced to the game when his parents sent him to a golf camp during the summer.
- Has always been interested in the stock market and financial management.
- Despite being short in high school, loved playing basketball. Never played on a high school team, but considered basketball his true love.



# Tim Wilkinson

**Height:** 5'8" (1.73 m)  
**Weight:** 155 (70 kg)  
**Age:** 41 (July 26, 1978)  
**Birthplace:** Palmerston North, New Zealand  
**Residence:** Jacksonville Beach, Florida  
**Family:** Wife: Mandy; Jemma

**Education:** St. Peter's College  
**Special Interests:** Fitness, movies, sports  
**Turned Professional:** 2003  
**City plays from:** Palmerston North, New Zealand

## Exempt Status

Top 50 from 2019 Korn Ferry Tour (thru 2019-20)

## Career Victories

None.

## 2018-19 Season Highlights

Earned PGA TOUR membership by finishing No. 24 on the Korn Ferry Tour Regular Season points list and entered the 2019-20 season 48th in the final priority ranking. Collected five top-10s while making 13 cuts in 22 starts on the Korn Ferry Tour. Ranked No. 1 in Sand Save Percentage for the season at 73.58 percent, the highest mark on the Korn Ferry Tour since 1998. Made the cut in his only start on the PGA TOUR (72nd/Sanderson Farms Championship).

## Korn Ferry Tour

**Country Club de Bogota Championship** - A final-round 68 was good enough for a T8 finish at 10-under-par. **Panama Championship** - Held the lead after a first-round 65 in Panama. Finished the week T19 at 1-over. **Robert Trent Jones Golf Trail Championship** - Finished T10 at the Robert Trent Jones Golf Trail Championship behind the strength of a final-round 68, his second top-10 of the season. **KC Golf Classic** - Posted his third top-10 of the season at 7-under 281 at the KC Golf Classic. **Knoxville Open** - Carded weekend rounds of 68-70 to finish T3 at 13-under 271 at the Knoxville Open, his highest finish on the Korn Ferry Tour since 2013 and fourth top-10 of the season. **LECOM Health Challenge** - Co-led after 36 holes and led by one stroke after 54 holes before falling in a playoff to finish runner-up at the LECOM Health Challenge to Ryan Brehm. The runner-up was his best finish on the Korn Ferry Tour since 2013 and the top-10 was his sixth of the year.

## National Team Selections

**World Cup** : 2013

## Career Records

PGA TOUR (Playoff Record: 0 - 0)												
Season	Events	Rounds	1st	2nd	3rd	Top 10	Top 25	Cuts Made	Cuts Missed	WD	FedExCup Rank	Earnings
<b>Total:</b>	<b>162</b>	<b>475</b>	<b>1</b>	<b>1</b>	<b>8</b>	<b>25</b>	<b>84</b>	<b>73</b>	<b>4</b>			<b>\$3,833,507</b>
2019	1	4						1				\$8,624
2018	3	10						2	1			\$43,927
2017	22	58				5	11	10		1		\$411,459
2016	22	68				1	4	14	8		132	\$708,623
2015	28	71					1	8	19			\$171,654
2014	25	82				3	6	18	7		119	\$824,179
2011	1	2							1			
2010	15	35					2	5	7	3	187	\$160,706
2009	14	42				1	2	6	8		175	\$297,008
2008	29	95		1	1	3	5	17	12		130	\$1,167,607
2004	1	4						1				\$29,820
2003	1	4						1				\$9,900

(A) - Amateur

Korn Ferry Tour (Playoff Record: 0 - 1)												
Season	Events	Rounds	1st	2nd	3rd	Top 10	Top 25	Cuts Made	Cuts Missed	WD	Priority Rank	Earnings
<b>Total:</b>	<b>208</b>	<b>674</b>		<b>1</b>	<b>1</b>	<b>5</b>	<b>65</b>	<b>132</b>	<b>74</b>		<b>48</b>	<b>\$1,084,659</b>
2019	22	70		1	1		5	13	9			\$164,818
2018	20	64						12	8			\$54,974
2017	4	10						1	3		105	\$3,000
2016	3	12					1	3			50	\$27,425
2015	4	16				1	3	4			40	\$41,897
2013	19	64		1		6	12	14	4		38	\$246,540
2012	27	92				2	5	19	8			\$100,862
2011	23	75				2	5	15	8			\$92,747
2010	3	6							3			
2007	26	98				2	12	23	3			\$133,222
2006	25	75			1	1	5	13	11			\$75,676
2005	25	72		1		4	8	12	13			\$109,275
2004	6	16				2	2	2	4			\$32,881
2003	1	4						1				\$1,342

(A) - Amateur

## Top Tournaments

PGA TOUR	THE PLAYERS Championship	Masters Tournament	PGA Championship	U.S. Open	The Open Championship	WGC-HSBC Champions	WGC-Mexico	WGC-Dell Technologies Match Play	WGC-FedEx St. Jude Inv
2018				T48					
2016				T61					
2015	CUT								
2009	CUT								
2008	CUT								

FedExCup Playoffs			
2014	THE NORTHERN TRUST	Dell Technologies Championship	BMW Championship
2008	CUT		TOUR Championship

## Personal

- Favorite course to play is St. Andrews.
- Learned the game by hitting a 6-iron around the playground at his old school. First broke par at age 15.
- Says his superstitions are "Whatever worked the day before." Favorite TV show is "South Park" and "Once Were Warriors" is his favorite movie. Dave Chappelle is his favorite entertainer. Enjoys watching track and field. New York, London and Washington, D.C., are his favorite cities to visit and Coromandel, New Zealand is his favorite vacation spot.
- Aspirations include getting into business one day and giving back to junior golf.
- Wilkinson is naturally right-handed, but plays golf left-handed.



# Danny Willett<sup>(WILL-ut)</sup>

**Height:** 5'11" (1.8 m)  
**Weight:** 170 (77 kg)  
**Age:** 31 (October 3, 1987)  
**Birthplace:** Sheffield, England  
**Residence:** Sheffield, England  
**Family:** Wife, Nicole; Zachariah James, Noah James

**Special Interests:** Football, music, pool  
**Turned Professional:** 2008  
**City plays from:** Sheffield, England

## Exempt Status

Winner, Masters Tournament (thru 2020-21)

## Career Victories

### PGA TOUR Victories (1):

2016 (1) Masters Tournament.

### International Victories (5):

2012 BMW International Open [Eur]. 2015 Nedbank Golf Challenge [Eur]. 2015 Omega European Masters [Eur]. 2016 Omega Dubai Desert Classic [Eur].

## 2018-19 Season Highlights

Qualified for the FedExCup Playoffs for the second time, finishing the season No. 85 in the FedExCup standings. Competed in the Playoffs for the first time but failed to advance to the BMW Championship after a T24 at THE NORTHERN TRUST. Claimed two top-10s and made 12 cuts in 19 starts.

## PGA TOUR

**RBC Canadian Open** - With a T8 at the RBC Canadian Open, posted his first top-10 on the PGA TOUR since his 2016 Masters Tournament victory, snapping a streak of 35 starts without a top-10. **The Open Championship** - Finished T6 at The Open Championship, his second top-10 in eight starts at the event. Third-round 65 was fourth career score of 65 or better on the PGA TOUR.

## National Team Selections

**Olympic Games:** 2016 **Ryder Cup:** 2016 **World Cup:** 2013 **Eurasia Cup:** 2016 **Walker Cup:** 2007

## Career Records

PGA TOUR (Playoff Record: 0 - 0)												
Season	Events	Rounds	1st	2nd	3rd	Top 10	Top 25	Cuts Made	Cuts Missed	WD	FedExCup Rank	Earnings
<b>Total:</b>	<b>63</b>	<b>188</b>	<b>1</b>		<b>3</b>	<b>7</b>	<b>16</b>	<b>38</b>	<b>22</b>	<b>3</b>		<b>\$4,151,151</b>
2019	19	63				2	6	12	7		85	\$1,286,737
2018	6	13					1	1	4	1		
2017	11	26						5	4	2	224	\$217,975
2016	9	30	1		2	3	4	8	1		93	\$1,938,132
2015	10	30			1	2	4	7	3			
2014	3	10						2	1			
2013	2	8					1	2				
2012	1	4						1				
2011	1	2							1			
2010	1	2							1			

(A) - Amateur

## Top Tournaments

PGA TOUR	THE PLAYERS Championship	Masters Tournament	PGA Championship	U.S. Open	The Open Championship	WGC-HSBC Champions	WGC-Mexico	WGC-Dell Technologies Match Play	WGC-FedEx St. Jude Inv
2019	CUT	CUT	T41	T12	T6		T27		T48
2018	CUT	CUT	CUT	CUT	T24				
2017	W/D	CUT	CUT	W/D	T6	75	69	T39	T6
2016	CUT	1	T79	T37	T53	T3	T3	T28	
2015	CUT	T38	T54	CUT	T6		T12	3	T17
2014			T30	T45	CUT				
2013			T40		T15				
2012						T62			T50
2011					CUT				
2010			CUT			T67			

FedExCup Playoffs			
2019	THE NORTHERN TRUST	Dell Technologies Championship	BMW Championship
2018	T24		TOUR Championship

## Player Statistics

**Career Low Round:** 62 - 2016 World Golf Championships-HSBC Champions (Round 4)

**Career High FedExCup Rank:** #26 - 2016 Masters Tournament

**Career High Official World Golf Rank:** #9 - 2017 CIMB Classic

**Career Largest Paycheck:** \$1,800,000 - 2016 Masters Tournament (Finished 1)

## Personal

- Son of a Church of England vicar (father) and math teacher (mother).
- Used to practice golf in a sheep pasture.
- Played two seasons at Jacksonville State University.
- Supports the Premier League club Liverpool.
- Won the 2016 Masters days after wife Nicole gave birth to the couple's first child, Zachariah.



# Aaron Wise

**Height:** 6'1" (1.85 m)  
**Weight:** 182 (82 kg)  
**Age:** 23 (June 21, 1996)  
**Birthplace:** Cape Town, South Africa  
**Residence:** Las Vegas, Nevada  
**Family:** Single

**Education:** University of Oregon  
**City plays from:** Las Vegas, NV, United States

## Exempt Status

Tournament winner (thru 2019-20)

## Career Victories

### PGA TOUR Victories (1):

**2018 (1)** AT&T Byron Nelson.

### Korn Ferry Tour Victories (1):

**2017 (1)** Air Capital Classic Supporting Wichita's Youth.

### Mackenzie Tour-PGA TOUR Canada Victories (1):

**2016 (1)** Syncrude Oil Country Championship presented by AECON.

## 2018-19 Season Highlights

Qualified for the FedExCup Playoffs for the second consecutive season, ending at No. 114 in the FedExCup standings. Recorded one top-10 finish and made 15 cuts in 21 starts.

## PGA TOUR

**Mayakoba Golf Classic** - Recorded third career score of 63 in round three of the Mayakoba Golf Classic en route to a T10.

## Career Records

PGA TOUR (Playoff Record: 0-0)												
Season	Events	Rounds	1st	2nd	3rd	Top 10	Top 25	Cuts Made	Cuts Missed	WD	FedExCup Rank	Earnings
<b>Total:</b>	<b>58</b>	<b>183</b>	<b>1</b>	<b>1</b>		<b>6</b>	<b>17</b>	<b>36</b>	<b>22</b>			
2019	21	69				1	5	15	6		114	\$1,052,507
2018	29	88	1	1		4	10	16	13		24	\$3,486,407
2017	6	20				1	1	4	2			
2016	2	6					1	1	1			

(A) - Amateur

Korn Ferry Tour (Playoff Record: 0-0)												
Season	Events	Rounds	1st	2nd	3rd	Top 10	Top 25	Cuts Made	Cuts Missed	WD	Priority Rank	Earnings
<b>Total:</b>	<b>16</b>	<b>55</b>	<b>1</b>		<b>1</b>	<b>2</b>	<b>6</b>	<b>11</b>	<b>5</b>			<b>\$212,572</b>
2017	16	55	1		1	2	6	11	5		36	\$212,572

(A) - Amateur

## Top Tournaments

PGA TOUR									
	THE PLAYERS Championship	Masters Tournament	PGA Championship	U.S. Open	The Open Championship	WGC-HSBC Champions	WGC-Mexico	WGC-Dell Technologies Match Play	WGC-FedEx St. Jude Inv
2019	CUT	T7		T35	T41		T19	T40	
2018			T41	CUT					
2016			CUT	CUT					T6

### FedExCup Playoffs

	THE NORTHERN TRUST	Dell Technologies Championship	BMW Championship	TOUR Championship
2019	T43			
2018	T5	T69	T16	T15

## Personal

- Was born in Cape Town, South Africa but moved to the United States at age 3.
- Loves going fast with favorite activities including go-karting and roller coasters.
- Favorite players to watch growing up were Ernie Els, Retief Goosen and Tiger Woods.



# Matthew Wolff

**Height:** 6'0" (1.83 m)  
**Weight:** (kg)  
**Age:** 20 (April 14, 1999)  
**Birthplace:** Agoura Hills, California  
**Residence:** Jupiter, Florida

**Education:** Oklahoma State University  
**Special Interests:** .  
**Turned Professional:** 2019  
**City plays from:** Agoura Hills, CA, United States

## Exempt Status

Tournament winner (thru 2020-21)

## Career Victories

### PGA TOUR Victories (1):

2019 (1) 3M Open.

## Player Statistics

**Career Low Round:** 62 - 2019 3M Open (Round 3)

**Career High FedExCup Rank:** #69 : 2019 World Golf Championships-FedEx St. Jude Invitational

**Career High Official World Golf Rank:** #112 : 2019 Wyndham Championship

**Career Largest Paycheck:** \$1,152,000 : 2019 3M Open (Finished 1)

## 2018-19 Season Highlights

Turned professional in June and by July, earned first career PGA TOUR victory at the inaugural 3M Open. Playing on sponsor exemptions, needed just four starts for first victory, earning his PGA TOUR card at age 20. By winning, became eligible for the FedExCup Playoffs and subsequently qualified as a 2018-19 PGA TOUR Rookie. Ended the season at No. 74 in the FedExCup standings. Of eight starts (seven professional), missed just one cut, and totaled 17 rounds in the 60s.

## PGA TOUR

**3M Open** - Playing on a sponsor exemption, claimed his first career PGA TOUR victory in his fourth start at the age of 20 years, 2 months, 23 days. Holed a 26-foot, 1-inch eagle putt from off the green on the 72nd hole to win by one over Bryson DeChambeau and Collin Morikawa. With the victory, became eligible for PGA TOUR membership through the 2020-21 season and for the 2018-19 FedExCup Playoffs. Became the seventh player to win in his fourth career start or earlier. Became the first player since Jordan Spieth at the 2013 John Deere Classic to win on TOUR before his 21st birthday. Only eight previous wins in TOUR history came at a younger age. Became the first player since Dustin Johnson at the 2018 FedEx St. Jude Classic to win by holing a shot from off the green at the 72nd hole. Became the first sponsor exemption to win since Billy Hurley III (2016 Quicken Loans National). Became the third player to win the individual title at the NCAA Championships and PGA TOUR event in the same year, joining Ben Crenshaw and Tiger Woods.

## National Team Selections

**Arnold Palmer Cup** : 2018

## Career Records

### PGA TOUR (Playoff Record: 0-0)

Season	Events	Rounds	1st	2nd	3rd	Top 10	Top 25	Cuts Made	Cuts Missed	WD	FedExCup Rank	Earnings
<b>Total:</b>	<b>8</b>	<b>29</b>	<b>1</b>			<b>1</b>	<b>3</b>	<b>7</b>	<b>1</b>			<b>\$1,390,433</b>
2019	7	25	1			1	3	6	1		74	\$1,390,433
	1 (A)	4						1				

(A) - Amateur

## Top Tournaments

PGA TOUR	THE PLAYERS Championship	Masters Tournament	PGA Championship	U.S. Open	The Open Championship	WGC-HSBC Champions	WGC-Mexico	WGC-Dell Technologies Match Play	WGC-FedEx St. Jude Inv
2019									T24

### FedExCup Playoffs

THE NORTHERN TRUST	Dell Technologies Championship	BMW Championship	TOUR Championship
2019 T71			

## Personal

- Son of Shari and Bill and has one brother, Eli.
- Attended Westlake High School in Thousand Oaks, California.
- Studied business at Oklahoma State.



# Gary Woodland

**Height:** 6'1" (1.85 m)  
**Weight:** 195 (88 kg)  
**Age:** 35 (May 21, 1984)  
**Birthplace:** Topeka, Kansas  
**Residence:** Delray Beach, Florida  
**Family:** Wife, Gabby; Jaxson Lynn, Maddox Jean, Lennox Lee

**Education:** University of Kansas (2007, Sociology)  
**Special Interests:** Basketball, working out, ping-pong  
**Turned Professional:** 2007  
**City plays from:** Topeka, KS, United States

## Exempt Status

Winner, PGA Championship or U.S. Open (thru 2023-24)

## Career Victories

### PGA TOUR Victories (4):

**2011 (1)** Transitions Championship. **2013 (1)** Reno-Tahoe Open. **2018 (1)** Waste Management Phoenix Open. **2019 (1)** U.S. Open.

### Other Victories (1):

**2011 OMEGA Mission Hills World Cup** [with Matt Kuchar].

## 2018-19 Season Highlights

Won his first major championship and fourth PGA TOUR title at the U.S. Open and advanced to the TOUR Championship for the seventh consecutive season (eighth overall), finishing the season No. 15 in the FedExCup standings. Qualified for the Playoffs for the eighth time in his 11th season on TOUR. Recorded eight top-10s, collecting more than six in a single season for the first time in his career, and made 21 cuts in 24 starts.

## PGA TOUR

**CIMB Classic** - Recorded a T5 at the CIMB Classic in his first start of the season. Held a share of the 54-hole lead at 19-under 197. Carded first sub-63 score on TOUR with an 11-under 61 in round two to move into a share of the 36-hole lead. **THE CJ CUP @ NINE BRIDGES** - Finished inside the top five for the second consecutive week with a runner-up at THE CJ CUP @ NINE BRIDGES. Entered the final round five shots back of the lead but went out in 6-under 30 to tie the lead and added five birdies and two bogeys on the back nine for a 3-under 33. Finished solo-second behind Brooks Koepka, who shot a back-nine 29. **Shriners Hospitals for Children Open** - Shot a final-round 63 at the Shriners Hospitals for Children Open to tie four others for 10th. Represented third top-10 during the fall portion of the season. **Sentry Tournament of Champions** - Collected second runner-up result of the season at the Sentry Tournament of Champions, finishing one shot behind Xander Schauffele at 22-under 270. Began the final round with a three-shot lead and closed with a 68 against Schauffele's 62. Fell to 0-for-7 with the 54-hole lead/co-lead at stroke-play events in his career (converted 54-hole lead to victory at the 2013 Reno-Tahoe Tournament, which used Modified Stableford scoring format). Prior to four rounds in the 60s for the week (67-67-68-68), had just one sub-70 scores in eight rounds at the event (67/R3/2014). Received word Friday night that his grandmother had passed away in Kansas. **Farmers Insurance Open** - Finished T9 at the Farmers Insurance Open for his fifth top-10 of the season, the most of any player on TOUR through the first 12 events. Closed with a 6-under 66 on the South Course to finish in the top 10, his second top-10 in 10 starts in the event. **Waste Management Phoenix Open** - In defense of his 2018 title, tied Chris Stroud and Sungjae Im for seventh at the Waste Management Phoenix Open. Represented third top-10 in 10 starts at TPC Scottsdale. **PGA Championship** - Recorded second consecutive top-10 at the PGA Championship, following up a T6 from 2018 with a T8. Final-round 68 tied Beau Hossler for low score of the day. **U.S. Open** - Won his first major championship with a three-stroke victory over Brooks Koepka at the U.S. Open. The victory, his fourth on the PGA TOUR, came in his 245th career start (31st at a major) at the age of 35 years, 26 days. Became the seventh first-time major winner since 2010 at the U.S. Open. At 271, tied the lowest 72-hole score at the U.S. Open since 2011 (other 271 in that stretch: Martin Kaymer/2014). Became the third player, joining Brooks Koepka and Jordan Spieth, to win a major by three or more shots since the start of the 2016-17 season (Koepka/4/2017 U.S. Open, Spieth/3/The 2017 Open Championship). Converted a 54-hole lead/co-lead for the first time in his eighth chance at stroke-play events. Played a 34-hole stretch without a bogey (No. 10/R1 thru No. 7/R3). Led the field in Scrambling (16/20) after entering the week ranked 169th in that category.

## National Team Selections

**World Cup** : 2011

## Career Records

PGA TOUR (Playoff Record: 1 - 2)												
Season	Events	Rounds	1st	2nd	3rd	Top 10	Top 25	Cuts Made	Cuts Missed	WD	FedExCup Rank	Earnings
<b>Total:</b>	<b>251</b>	<b>848</b>	<b>4</b>	<b>10</b>	<b>1</b>	<b>38</b>	<b>93</b>	<b>194</b>	<b>56</b>	<b>4</b>		<b>\$25,685,424</b>
2019	24	84	1	2		8	11	21	3	1	15	\$5,690,965
2018	27	91	1			3	11	21	6		26	\$3,108,907
2017	26	89		2		5	9	22	4	1	28	\$2,980,225
2016	26	91		1		4	14	22	4		20	\$2,392,044
2015	24	74		2	1	4	8	15	9		41	\$2,605,083
2014	25	92		1		5	13	23	2		22	\$2,734,153
2013	26	90	1	1		2	8	22	3	1	23	\$1,915,732
2012	22	69				1	3	16	6	1	134	\$592,879
2011	25	93	1	1		6	15	21	4		17	\$3,448,591
2010	8	22					1	3	5		192	
2009	18	53						8	10		207	\$121,031

(A) - Amateur

Korn Ferry Tour (Playoff Record: 0 - 0)												
Season	Events	Rounds	1st	2nd	3rd	Top 10	Top 25	Cuts Made	Cuts Missed	WD	Priority Rank	Earnings
<b>Total:</b>	<b>20</b>	<b>62</b>					<b>5</b>	<b>11</b>	<b>9</b>			
2010	14	46					5	9	5			\$56,370
2008	4	10						1	3			\$3,705
2007	2	6						1	1			\$2,076

(A) - Amateur

## Top Tournaments

PGA TOUR									
	THE PLAYERS Championship	Masters Tournament	PGA Championship	U.S. Open	The Open Championship	WGC-HSBC Champions	WGC-Mexico	WGC-Dell Technologies Match Play	WGC-FedEx St. Jude Inv
2019	T30	T32	T8	1	CUT		T17	T17	T55
2018	CUT	CUT	T6	T36	T67		T50	T29	T17
2017	T75	CUT	T22	T50	T70	T47	T38	39	T63
2016	T28		CUT		T12	T23			
2015	CUT	CUT		CUT	T58	T56	T23	2	T57
2014	T11	T26	CUT	T52	T39		T16	T33	T19
2013			74						
2012	CUT	W/D	T42	CUT	T34		T29	T33	
2011	CUT	T24	T12	T23	T30				T45
2010				CUT					
2009				T47					

FedExCup Playoffs			
	THE NORTHERN TRUST	Dell Technologies Championship	BMW Championship
2019	T52		T31
2018	T48	T24	T12
2017	CUT	T18	T27
2016	T4	T15	T24
2015	CUT	T12	T60
2014	T13	T29	T23
2013	T2	T41	T18
2011	T13	T25	T16

## Personal

- Named all-state in basketball in high school, where his school won two state titles.
- Doesn't eat anything that comes out of the sea.
- Favorite college team is the Kansas Jayhawks and favorite professional team is the Kansas City Chiefs.
- Marks his ball with a 1984 half-dollar coin given to him by his mother. The year 1984 signifies the year he was born.
- Owens two ping-pong tables, having started to play regularly when he had left shoulder surgery during his rookie season in 2009. Ping-pong was one activity he could participate in with his left arm in a sling.
- Supports junior golf through his namesake American Junior Golf Association event, the Gary Woodland Championship in his collegiate hometown, Lawrence, Kansas.



# Tiger Woods

**FedExCup Champion:** 2007, 2009  
**Height:** 6'1" (1.85 m)  
**Weight:** 185 (84 kg)  
**Age:** 43 (December 30, 1975)  
**Birthplace:** Cypress, California  
**Residence:** Jupiter, Florida  
**Family:** Sam Alexis, Charlie Axel

**Education:** Stanford University  
**Special Interests:** Basketball, diving, all sports  
**Turned Professional:** 1996  
**City plays from:** Jupiter, FL, United States

## Exempt Status

Winner, Masters Tournament (thru 2023-24)

## Career Victories

### PGA TOUR Victories (81):

**1996 (2)** Las Vegas Invitational, Walt Disney World/Oldsmobile Classic. **1997 (4)** Mercedes Championships, Masters Tournament, GTE Byron Nelson Golf Classic, Motorola Western Open. **1998 (1)** BellSouth Classic. **1999 (8)** Buick Invitational, Memorial Tournament, Motorola Western Open, PGA Championship, World Golf Championships-NEC Invitational, National Car Rental Golf Classic/Disney, THE TOUR Championship, World Golf Championships-American Express Championship. **2000 (9)** Mercedes Championships, AT&T Pebble Beach National Pro-Am, Bay Hill Invitational, Memorial Tournament, U.S. Open Championship, The Open Championship, PGA Championship, World Golf Championships-NEC Invitational, Bell Canadian Open. **2001 (5)** Bay Hill Invitational, THE PLAYERS Championship, Masters Tournament, Memorial Tournament, World Golf Championships-NEC Invitational. **2002 (5)** Bay Hill Invitational presented by Cooper Tires, Masters Tournament, U.S. Open Championship, Buick Open, World Golf Championships-American Express Championship. **2003 (5)** Buick Invitational, World Golf Championships-Accenture Match Play Championship, Bay Hill Invitational presented by Cooper Tires, 100th Western Open presented by Golf Digest, World Golf Championships-American Express Championship. **2004 (1)** World Golf Championships-Accenture Match Play Championship. **2005 (6)** Buick Invitational, Ford Championship at Doral, Masters Tournament, The Open Championship, World Golf Championships-NEC Invitational, World Golf Championships-American Express Championship. **2006 (8)** Buick Invitational, Ford Championship at Doral, The Open Championship, Buick Open, PGA Championship, World Golf Championships-Bridgestone Invitational, Deutsche Bank Championship, World Golf Championships-American Express Championship. **2007 (7)** Buick Invitational, World Golf Championships-CA Championship, Wachovia Championship, World Golf Championships-Bridgestone Invitational, PGA Championship, BMW Championship, THE TOUR Championship presented by Coca-Cola. **2008 (4)** Buick Invitational, World Golf Championships-Accenture Match Play Championship, Arnold Palmer Invitational presented by MasterCard, U.S. Open Championship. **2009 (6)** Arnold Palmer Invitational presented by MasterCard, the Memorial Tournament, AT&T National, Buick Open, World Golf Championships-Bridgestone Invitational, BMW Championship. **2012 (3)** Arnold Palmer Invitational presented by MasterCard, the Memorial Tournament presented by Nationwide Insurance, AT&T National. **2013 (5)** Farmers Insurance Open, World Golf Championships-Cadillac Championship, Arnold Palmer Invitational presented by MasterCard, THE PLAYERS Championship, World Golf Championships-Bridgestone Invitational. **2018 (1)** TOUR Championship. **2019 (1)** Masters Tournament.

### International Victories (12):

**1997** Asian Honda Classic [Asia]. **1998** Johnnie Walker Classic [Asia]. **1999** Deutsche Bank Open-TPC of Europe [Eur]. **2006** Dubai Desert Classic [Eur]. **2008** Dubai Desert Classic [Eur]. **2004** Dunlop Phoenix [Jpn]. **2005** Dunlop Phoenix [Jpn]. **2009** JBWere Australian Masters [Aus].

### Other Victories (14):

**2011** Target World Challenge. **2007** Target World Challenge. **2006** Target World Challenge. **2006** PGA Grand Slam of Golf. **2005** PGA Grand Slam of Golf. **2004** Target World Challenge. **2002** PGA Grand Slam of Golf. **2001** PGA Grand Slam of Golf. **2001** Williams World Challenge. **2000** PGA Grand Slam of Golf. **2000** EMC World Cup [with David Duval]. **1999** PGA Grand Slam of Golf. **1999** World Cup [with Mark O'Meara]. **1998** PGA Grand Slam of Golf.

## 2018-19 Season Highlights

Earned his 81st PGA TOUR victory and 15th major championship title at the Masters Tournament and qualified for the FedExCup Playoffs for the eighth time, advancing to the BMW Championship for the eighth time and finishing the season No. 42 in the FedExCup standings. In the Playoffs, withdrew from THE NORTHERN TRUST and finished T37 at the BMW Championship, failing to advance to the TOUR Championship to defend his title. Collected four top-10s and made nine cuts in 12 starts.

## PGA TOUR

**Farmers Insurance Open** - In his first start of the season, finished T20 at the Farmers Insurance Open. After rounds of 70-70-71, closed with his best round of the week, a 5-under 67 on the South Course. Marked his 14th top-25 in 18 starts in the event. **Genesis Open** - As tournament host, finished 6-under and T15 in the Genesis Open, the only event on TOUR at which he has made double-digit starts and not earned a victory. Now has seven top-15s in 13 starts in this event. Made a 43-foot, 10-inch eagle putt at No. 1 in the second round, marking his longest putt made on TOUR since 2014 WGC-Mexico Championship. Played his first four holes of the third round 5-under (B-E-B-B) en route to a 6-under 65. **World Golf Championships-Mexico Championship** - Collected his first top-10 of the season with a T10 at the World Golf Championships-Mexico Championship. Marked his 13th career top-10 finish in the event and 34th in World Golf Championships events. Second-round 66 at Club de Golf Chapultepec highlighted his competitive debut in Mexico. Four-putted the par-5 15th green and three-putted the par-4 16th green in the third round, marking the first time in his career he had four-putted and three-putted in back-to-back holes, a stretch of 22,640 holes in stroke-play events before reaching the par-5 15th in the third round. **THE PLAYERS Championship** - After improving his position in each of his first four starts of the season, finished T30 at THE PLAYERS Championship. Closed with a 3-under 69, his best round of the week. Suffered a quadruple bogey-7 at the par-3 No. 17 during the second round after putting two balls in the water. **World Golf Championships-Dell Technologies Match Play** - In his first start at the World Golf Championships-Dell Technologies Match Play since 2013, and first start in the state of Texas since 2005, advanced to the Quarterfinals to finish T5 in the event. Playing at Austin Country Club for the first time in his career, earned two points to advance out of his group after defeating Aaron Wise and Patrick Cantlay. Suffered a 2-and-1 loss to Brandt Snedeker. Went head-to-head with Rory McIlroy for the first time with their match up in the Round of 16. Defeated McIlroy, 2 and 1, before falling to Denmark's Lucas Bjerregaard, 1-up. **Masters Tournament** - Won the Masters Tournament by one stroke to claim his fifth tournament title, 15th major championship crown and 81st PGA TOUR victory at age 43 years, 3 months, 15 days. Moved within one of Sam Snead's record for PGA TOUR wins. Became the second-oldest winner of the Masters (Jack Nicklaus/1986/46 years, 2 months, 23 days) and seventh player in his 40s to win the event. Entered the final round trailing Francesco Molinari by two strokes and had never previously come from behind after 54 holes to win a major. 11 years removed from his win at the 2008 U.S. Open, his most recent major championship, became the first player since Ben Crenshaw (1984 Masters, 1995 Masters) to go 11 years or more between wins at majors. Recorded the victory 14 years after winning most recently at Augusta National Golf Club, the longest such streak through 83 editions of the event (previous: Gary Player/13). Made the Masters the seventh PGA TOUR event at which he has collected five or more victories. **the Memorial Tournament presented by Nationwide** - Shot a final-round 67 to tie three others for ninth at the Memorial Tournament presented by Nationwide. Earned his ninth top-10 at the event, becoming the second player to reach that mark at Muirfield Village (Jay Haas/9). **THE NORTHERN TRUST** - Opened THE NORTHERN TRUST with 4-over 75. Withdrew prior to the start of the second round citing a mild oblique strain. **BMW Championship** - Needing a top-10 to qualify for the TOUR Championship, Tiger Woods finished T37 at the BMW Championship to end his season at No. 42 in the FedExCup. The week was highlighted by a bogey-free 5-under 67, his first round on TOUR without a bogey since the third round of the 2018 BMW Championship at Aronimink. **TOUR Championship** - Did not qualify for the TOUR Championship where he was the defending champion. Marked the 16th time in his career he did not defend a title (reasons include did not choose to play, injury, tournament no longer played, etc.)

## National Team Selections

**Presidents Cup** : 1998, 2000, 2003, 2005, 2007, 2009, 2011, 2013, 2015 **Ryder Cup** : 1997, 1999, 2002, 2004, 2006, 2010, 2012, 2018 **World Cup** : 1999, 2000, 2001 **World Amateur Team Championship** : 1994 **Walker Cup** : 1995 **Dunhill Cup** : 1998

## Player Statistics

**Career Low Round:** 61 - 2013 World Golf Championships-Bridgestone Invitational (Round 2)  
**Career High FedExCup Rank:** #1 : 2013 BMW Championship  
**Career High Official World Golf Rank:** #1 : 2014 THE PLAYERS Championship  
**Career Largest Paycheck:** \$2,070,000 : 2019 Masters Tournament (Finished 1)

## Career Records

PGA TOUR (Playoff Record: 11 - 1)												
Season	Events	Rounds	1st	2nd	3rd	Top 10	Top 25	Cuts Made	Cuts Missed	WD	FedExCup Rank	Earnings
<b>Total:</b>	<b>358</b>	<b>1284</b>	<b>81</b>	<b>31</b>	<b>19</b>	<b>197</b>	<b>268</b>	<b>325</b>	<b>28</b>	<b>10</b>		<b>\$118,704,468</b>
2019	12	37	1			4	7	9	2	1	42	\$3,199,615
2018	18	68	1	2		7	12	16	2		2	\$5,443,841
2017	1	2							1			
2015	11	32				1	3	6	4	1	178	\$448,598
2014	7	21					1	5	2	2	218	\$108,275
2013	16	60	5	1		8	10	16			2	\$8,553,439
2012	19	67	3	1	2	9	13	17	2	1	3	\$6,133,158
2011	9	26				2	3	7	1	1	132	\$660,238
2010	12	45				2	7	11	1	1	42	\$1,294,765
2009	17	62	6	3		14	16	16	1		1	\$10,508,163
2008	6	20	4	1		6	6	6			11	\$5,775,000
2007	16	60	7	3		12	15	16			1	\$10,867,052
2006	15	52	8	1	1	11	13	14	1	1		\$9,941,563
2005	21	74	6	4	2	13	17	19	2			\$10,628,024
2004	19	72	1	3	3	14	18	19				\$5,365,472
2003	18	68	5	2		12	16	18				\$6,673,413
2002	18	68	5	2	2	13	16	18				\$6,912,625
2001	19	76	5		1	9	18	19				\$5,687,777
2000	20	76	9	4	1	17	20	20				\$9,188,321
1999	21	75	8	1	2	16	18	21				\$6,616,585
1998	20	73	1	2	2	13	17	19		1		\$1,841,117
1997	21	81	4	1	1	9	14	20	1			\$2,066,833
1996	8	31	2		2	5	7	8				\$790,594
	3 (A)	10					1	2	1			
1995	4 (A)	14						3		1		
1994	3 (A)	6							3			
1993	3 (A)	6							3			
1992	1 (A)	2							1			

(A) - Amateur

## Top Tournaments

PGA TOUR	THE PLAYERS Championship	Masters Tournament	PGA Championship	U.S. Open	The Open Championship	WGC-HSBC Champions	WGC-Mexico	WGC-Dell Technologies Match Play	WGC-FedEx St. Jude Inv
2019	T30	1	CUT	T21	CUT		T10	T5	
2018	T11	T32	2	CUT	T6				T31
2015	T69	T17	CUT	CUT	CUT				
2014			CUT		69		T25		W/D
2013	1	T4	T40	T32	T6		1	T33	1
2012	T40	T40	T11	T21	T3		W/D	T17	T8
2011	W/D	T4	CUT	T4	T23	T6	T10	T33	T37
2010	W/D	T4	T28						T78
2009	8	T6	2	T6	CUT	T6	T9	T17	1
2008		2		1 (P)			5	1	DNS
2007	T37	T2	1	T2	T12		1	T9	1
2006	T22	T3	1	CUT	1		1	T9	1 (P)
2005	T53	1 (P)	T4	2	1		1 (P)	T17	1
2004	T16	T22	T24	T17	T9		9	1	T2
2003	T11	T15	T39	T20	T4		1	1	T4
2002	T14	1	2	1	T28		1	T33	4
2001	1	1	T29	T12	T25				1 (P)
2000	2	5	1 (P)	1	1		T5	2	1
1999	T10	T18	1	T3	T7		1 (P)	T5	1
1998	T35	T8	T10	T18	3				
1997	T31	1	T29	T19	T24				
1996		CUT		T82	T22				
1995		T41		W/D	T68				

### FedExCup Playoffs

THE NORTHERN TRUST	Dell Technologies Championship	BMW Championship	TOUR Championship
2019	W/D	T37	
2018	T40	T6	1
2013	T2	T11	T22
2012	T38	T4	T8
2010	T12	T15	
2009	T2	1	2
2008		DNS	
2007	T2	1	1

## Personal

- Since 1996, the Tiger Woods Foundation has reached more than 10 million young people by delivering unique experiences and innovative educational opportunities for youth worldwide. For scholars grades 5-12, the Tiger Woods Learning Centers provide hands-on experiences in science, technology, engineering and math, coupled with college-preparation workshops to create an environment focused on college and careers. Since opening its flagship Learning Center in Anaheim, Calif., the Foundation has established campuses in Washington, D.C., Pennsylvania and Florida. Once kids are ready for college, the Foundation offers the Earl Woods Scholarship Program, a network providing college scholarships, mentors, internships and workshops.
- In October 2016, launched the rebranding of Woods' charitable event company as TGR Live, which unites Wood's entrepreneurial and philanthropic endeavors off the course under a single parent brand. TGR Live operates three PGA TOUR events: the Genesis Open in Pacific Palisades, Calif., The National held near Washington, D.C., and the Hero World Challenge in The Bahamas.
- Bluejack National outside Houston, the first Tiger Woods Design in the United States, opened in 2016. Other Tiger Woods Design projects include courses in Mexico, Dubai and China.
- Nicknamed "Tiger" after a Vietnamese soldier who was a friend of his father's in Vietnam.



# Xinjun Zhang

(SHIN JUNE JONG)

**Height:** 6'1" (1.85 m)  
**Weight:** 165 (75 kg)  
**Age:** 32 (June 10, 1987)  
**Birthplace:** Shanxi, China  
**Residence:** Guangdong, China  
**Family:** Wife, Jessica; Vanessa, Lucas

**Turned Professional:** 2010  
**City plays from:** Shan Xi, China

## Exempt Status

Top 50 from 2019 Korn Ferry Tour (thru 2019-20)

## Career Victories

### Korn Ferry Tour Victories (2):

**2019 (2)** Dormie Network Classic at Briggs Ranch, Lincoln Land Championship presented by LRS.

### PGA Tour China Series Victories (2):

**2014 (1)** Beijing Open. **2015 (1)** Chongqing Open.

### Other Victories (2):

**2015** Chongqing Open. **2014** Beijing Open.

## 2018-19 Season Highlights

Won twice on the Korn Ferry Tour (Dormie Network Classic at Briggs Ranch, Lincoln Land Championship) and earned PGA TOUR membership by finishing No. 1 on the Korn Ferry Tour Regular Season points list, entering the 2019-20 season second in the final priority ranking. Recorded seven top-10s and made 19 cuts in 22 starts on the season.

## Korn Ferry Tour

**Country Club de Bogota Championship** - Held the solo-lead after an opening-round 61, finishing T34 for the week. **Panama Championship** - Used a final-round 66 to post 7-under for the week in Panama, good for a solo-second-place finish. **Chitimacha Louisiana Open presented by MISTRAS** - Finished T3 at 18-under at the 2019 Chitimacha Louisiana Open presented by MISTRAS, highlighted by a second-round 64. Co-led after the second round at 12-under. **Robert Trent Jones Golf Trail Championship** - Playing in Sunday's final group, finished T6 at the Robert Trent Jones Golf Trail Championship for his fourth top-12 in his last five events. **Dormie Network Classic at Briggs Ranch** - Earned his first career Korn Ferry Tour victory at the inaugural Dormie Network Classic at Briggs Ranch. Led or co-led after each round of the tournament en route to a five-stroke victory finishing the event at 26-under 262. Earned 500 Korn Ferry Tour Points with the victory bringing his total to 1,135 and locking up his PGA TOUR card for next year. **Knoxville Open** - Carded a final-round 1-under 70 to finish T3 at 13-under 271 at the Knoxville Open, his fifth top-10 of the season. **Lincoln Land Championship presented by LRS** - Won his second Korn Ferry Tour title of the year in a playoff, defeating Dylan Wu with a birdie on the third hole after both players made pars on the first two holes. Finished at 15-under for the week at the Lincoln Land Championship presented by LRS and reclaimed the top spot on The 25 in the process. **TPC Colorado Championship at Heron Lakes** - Earned his seventh top-10 of the season at the TPC Colorado Championship at Heron Lakes at 11-under (T10).

## Career Records

PGA TOUR (Playoff Record: 0 - 0)												
Season	Events	Rounds	1st	2nd	3rd	Top 10	Top 25	Cuts Made	Cuts Missed	WD	FedExCup Rank	Earnings
<b>Total:</b>	<b>31</b>	<b>87</b>				<b>1</b>	<b>4</b>	<b>15</b>	<b>16</b>			<b>\$420,377</b>
2019	1	4						1				
2018	28	75				1	3	12	16		167	\$420,377
2017	1	4					1	1				
2016	1	4						1				
(A) - Amateur												

Korn Ferry Tour (Playoff Record: 1 - 0)												
Season	Events	Rounds	1st	2nd	3rd	Top 10	Top 25	Cuts Made	Cuts Missed	WD	Priority Rank	Earnings
<b>Total:</b>	<b>50</b>	<b>158</b>	<b>2</b>	<b>3</b>	<b>2</b>	<b>11</b>	<b>16</b>	<b>31</b>	<b>18</b>	<b>2</b>		
2019	22	80	2	1	2	7	10	19	3	1	2	\$410,100
2018	4	8							4			
2017	24	70		2		4	6	12	11	1	42	\$188,896
(A) - Amateur												

## Top Tournaments

PGA TOUR	THE PLAYERS Championship	Masters Tournament	PGA Championship	U.S. Open	The Open Championship	WGC-HSBC Champions	WGC-Mexico	WGC-Dell Technologies Match Play	WGC-FedEx St. Jude Inv
2019						T50			
2018						T44			
2017						T21			
2016						T46			
2012						T56			
2011						T13			

## Personal

- Grew up in a poor countryside where he had to climb a mountain in order to go to school. Later found a security guard job on a golf course in the city of Xi'an, where he then worked as a caddie. In order to improve, he decided to learn golf and fell in love.

*SECTION 3*

# *TOURNAMENTS*

*THE 2019-20*



*MEDIA GUIDE*

# 2019-20 PGA TOUR Season

Date	Tournament	Course(s)	FedExCup Pts (1st)	Purse	TV	Defending Champion
September 12-15, 2019	<b>A Military Tribute at The Greenbrier</b>	<b>The Old White TPC</b> White Sulphur Springs, West Virginia Charles Blair MacDonald 1914 7292 Yards / Par 70	500	\$7,500,000	GOLF	Kevin Na (2018) (\$1,350,000)
September 19-22, 2019	<b>Sanderson Farms Championship</b>	<b>CC of Jackson</b> Jackson, Mississippi John Fought 2008 7460 Yards / Par 72	500	\$6,600,000	GOLF	Cameron Champ (\$1,188,000)
September 26-29, 2019	<b>Safeway Open</b>	<b>Silverado Resort and Spa North</b> Napa, California Robert Trent-Jones JR. 1966 7166 Yards / Par 72	500	\$6,600,000	GOLF	Kevin Tway (\$1,188,000)
October 3-6, 2019	<b>Shriners Hospitals for Children Open</b>	<b>TPC Summerlin</b> Las Vegas, Nevada Bobby Weed \ Fuzzy Zoeller 1992 7255 Yards / Par 71	500	\$7,000,000	GOLF	Bryson DeChambeau (\$1,260,000)
October 10-13, 2019	<b>Houston Open</b>	<b>GC of Houston</b> Humble, Texas Rees Jones and David Toms 2004 7441 Yards / Par 72	500	\$7,500,000	GOLF	Ian Poulter (2018) (\$1,350,000)
October 17-20, 2019	<b>THE CJ CUP @ NINE BRIDGES</b>	<b>Nine Bridges</b> Jeju Island, South Korea 7241 Yards / Par 72	500	\$9,750,000	GOLF	Brooks Koepka (\$1,755,000)
October 24-27, 2019	<b>ZOZO CHAMPIONSHIP</b>	<b>Accordia Golf Narashino CC</b> Chiba, Japan 7041 Yards / Par 70	500	\$9,750,000	GOLF	n/a (\$1,755,000)
October 31-November 3, 2019	<b>World Golf Championships-HSBC Champions</b>	<b>Sheshan International GC</b> Shanghai, China Nelson & Haworth 2004 7264 Yards / Par 72	550	\$10,250,000	GOLF	Xander Schauffele (\$1,742,500)
October 31-November 3, 2019	<b>Bermuda Championship</b>	<b>Port Royal GC</b> Southampton, Bermuda Robert Trent Jones 6828 Yards / Par 71	300	\$3,000,000	GOLF	n/a (\$540,000)
November 14-17, 2019	<b>Mayakoba Golf Classic</b>	<b>El Camaleon GC</b> Playa del Carmen, Mexico Greg Norman 2004 7017 Yards / Par 71	500	\$7,200,000	GOLF	Matt Kuchar (\$1,296,000)
November 21-24, 2019	<b>The RSM Classic</b>	<b>Sea Island Resort (Seaside)</b> Sea Island, Georgia Tom Fazio 1998 7005 Yards / Par 70 <b>Sea Island Resort (Plantation)</b> Sea Island, Georgia Rees Jones 1926 7060 Yards / Par 72	500	\$6,600,000	GOLF	Charles Howell III (\$1,188,000)
January 2-5, 2020	<b>Sentry Tournament of Champions</b>	<b>Plantation Course at Kapalua</b> Kapalua, Maui, Hawaii Bill Coore / Ben Crenshaw 1991 7596 Yards / Par 73	500	\$6,700,000	GOLF / NBC	Xander Schauffele (\$1,340,000)
January 9-12, 2020	<b>Sony Open in Hawaii</b>	<b>Waialae CC</b> Honolulu, Hawaii Seth Raynor 1927 7044 Yards / Par 70	500	\$6,600,000	GOLF	Matt Kuchar (\$1,188,000)
January 16-19, 2020	<b>The American Express</b>	<b>Stadium Course</b> La Quinta, California Pete Dye 7113 Yards / Par 72 <b>Nicklaus Tournament Course</b> La Quinta, California Jack Nicklaus 7159 Yards / Par 72 <b>La Quinta CC</b> La Quinta, California Lawrence Hughes 1959 7060 Yards / Par 72	500	\$6,700,000	GOLF	Adam Long (\$1,206,000)
January 23-26, 2020	<b>Farmers Insurance Open</b>	<b>Torrey Pines GC (South)</b> San Diego, California William Bell 1957 7698 Yards / Par 72 <b>Torrey Pines (North)</b> San Diego, California William Bell 1957 7258 Yards / Par 72	500	\$7,500,000	GOLF / CBS	Justin Rose (\$1,350,000)
January 30-February 2, 2020	<b>Waste Management Phoenix Open</b>	<b>TPC Scottsdale</b> Scottsdale, Arizona Tom Weiskopf \ Jay Morrish 1988 7261 Yards / Par 71	500	\$7,300,000	GOLF / CBS	Rickie Fowler (\$1,314,000)
February 6-9, 2020	<b>AT&amp;T Pebble Beach Pro-Am</b>	<b>Pebble Beach GL</b> Pebble Beach, California Jack Neville & Douglas Grant 1919 6816 Yards / Par 72 <b>Monterey Peninsula CC</b> Pebble Beach, California Robert Baldock 1960 6958 Yards / Par 71 <b>Spyglass Hill GC</b> Pebble Beach, California Robert Trent Jones, Sr. 1966 6960 Yards / Par 72	500	\$7,800,000	GOLF / CBS	Phil Mickelson (\$1,404,000)

## 2019-20 PGA TOUR MEDIA GUIDE | Section 3: Tournaments

Date	Tournament	Course(s)	FedExCup Pts (1st)	Purse	TV	Defending Champion
February 13-16, 2020	<b>The Genesis Invitational</b>	<b>Riviera CC</b> Pacific Palisades, California G.C.Thomas, Jr.\ W.P. Bell 1926 7322 Yards / Par 71	500	\$9,300,000	GOLF / CBS	J.B. Holmes (\$1,674,000)
February 20-23, 2020	<b>World Golf Championships-Mexico Championship</b>	<b>Club de Golf Chapultepec</b> Mexico City, Mexico 7345 Yards / Par 71	550	\$10,500,000	GOLF / NBC	Dustin Johnson (\$1,787,560)
February 20-23, 2020	<b>Puerto Rico Open</b>	<b>Grand Reserve CC</b> Rio Grande, Puerto Rico Tom Kite 2004 7506 Yards / Par 72	300	\$3,000,000	GOLF	Martin Trainer (\$540,000)
February 27-March 1, 2020	<b>The Honda Classic</b>	<b>PGA National (Champion)</b> Palm Beach Gardens, Florida Tom Fazio 1981 7125 Yards / Par 70	500	\$7,000,000	GOLF / NBC	Keith Mitchell (\$1,260,000)
March 5-8, 2020	<b>Arnold Palmer Invitational presented by Mastercard</b>	<b>Bay Hill Club &amp; Lodge</b> Orlando, Florida Dick Wilson\Joe Lee 1961 7454 Yards / Par 72	500	\$9,300,000	GOLF / NBC	Francesco Molinari (\$1,674,000)
March 12-15, 2020	<b>THE PLAYERS Championship</b>	<b>TPC Sawgrass</b> Ponte Vedra Beach, Florida Pete Dye 1980 7189 Yards / Par 72	600	\$12,500,000	GOLF / NBC	Rory McIlroy (\$2,250,000)
March 19-22, 2020	<b>Valspar Championship</b>	<b>Innisbrook Resort (Copperhead)</b> Palm Harbor, Florida Larry Packard 1972 7340 Yards / Par 71	500	\$6,900,000	GOLF / NBC	Paul Casey (\$1,242,000)
March 26-29, 2020	<b>World Golf Championships-Dell Technologies Match Play</b>	<b>Austin Country Club</b> Austin, Texas Pete Dye 1899 7108 Yards / Par 71	550	\$10,500,000	GOLF / NBC	Kevin Kisner (\$1,787,560)
March 26-29, 2020	<b>Corales Puntacana Resort &amp; Club Championship</b>	<b>Corales Golf Club</b> Punta Cana, Dominican Republic Tom Fazio 2010 7670 Yards / Par 72	300	\$3,000,000	GOLF	Graeme McDowell (\$540,000)
April 2-5, 2020	<b>Valero Texas Open</b>	<b>TPC San Antonio - AT&amp;T Oaks</b> San Antonio, Texas Pete Dye & Greg Norman 2009 7435 Yards / Par 72	500	\$7,700,000	GOLF / NBC	Corey Connors (\$1,386,000)
April 9-12, 2020	<b>Masters Tournament</b>	<b>Augusta National GC</b> Augusta, Georgia Mackenzie and Jones Jr. 1933 7475 Yards / Par 72	600	\$11,500,000	ESPN / CBS	Tiger Woods
April 16-19, 2020	<b>RBC Heritage</b>	<b>Harbour Town GL</b> Hilton Head, South Carolina Pete Dye 1969 7099 Yards / Par 71	500	\$7,100,000	GOLF / CBS	Cheng Tsung Pan (\$1,278,000)
April 23-26, 2020	<b>Zurich Classic of New Orleans</b>	<b>TPC Louisiana</b> Avondale, Louisiana Pete Dye 2003 7425 Yards / Par 72	500	\$7,400,000	GOLF / CBS	Ryan Palmer / Jon Rahm (\$1,332,000)
April 30-May 3, 2020	<b>Wells Fargo Championship</b>	<b>Quail Hollow Club</b> Charlotte, North Carolina George Cobb 1961 7554 Yards / Par 71	500	\$8,100,000	GOLF / CBS	Max Homa (\$1,458,000)
May 7-10, 2020	<b>AT&amp;T Byron Nelson</b>	<b>Trinity Forest Golf Club</b> Dallas, Texas Bill Coore and Ben Crenshaw 2016 7371 Yards / Par 71	500	\$8,100,000	GOLF / CBS	Sung Kang (\$1,458,000)
May 14-17, 2020	<b>PGA Championship</b>	<b>TPC Harding Park</b> San Francisco, California Willie Watson 1925 7127 Yards / Par 71	600	\$11,000,000	ESPN / CBS	Brooks Koepka
May 21-24, 2020	<b>Charles Schwab Challenge</b>	<b>Colonial CC</b> Fort Worth, Texas John Bredemus / Perry Maxwell 1936 7209 Yards / Par 70	500	\$7,500,000	GOLF / CBS	Kevin Na (\$1,350,000)
May 28-31, 2020	<b>Rocket Mortgage Classic</b>	<b>Detroit Golf Club</b> Detroit, Michigan 3843 Yards / Par 72	500	\$7,500,000	GOLF / CBS	Nate Lashley (\$1,350,000)
June 4-7, 2020	<b>the Memorial Tournament presented by Nationwide</b>	<b>Muirfield Village GC</b> Dublin, Ohio Jack Nicklaus\ Desmond Muirhead 1974 7392 Yards / Par 72	500	\$9,300,000	GOLF / CBS	Patrick Cantlay (\$1,674,000)
June 11-14, 2020	<b>RBC Canadian Open</b>	<b>St. George's G&amp;CC</b> Toronto, ON, Canada Stanley Thompson 1929 7079 Yards / Par 70	500	\$7,800,000	GOLF / CBS	Rory McIlroy (\$1,404,000)
June 18-21, 2020	<b>U.S. Open</b>	<b>Winged Foot CC</b> Mamaroneck, New York 7264 Yards / Par 70	600	\$12,500,000	FS1 / FOX	Gary Woodland
June 25-28, 2020	<b>Travelers Championship</b>	<b>TPC River Highlands</b> Cromwell, Connecticut Robert J. Ross/ Maurice Kearney 1928 6841 Yards / Par 70	500	\$7,400,000	GOLF / CBS	Chez Reavie (\$1,332,000)
July 2-5, 2020	<b>World Golf Championships-FedEx St. Jude Invitational</b>	<b>TPC Southwind</b> Memphis, Tennessee Ron Prichard 1987 7238 Yards / Par 70	550	\$10,500,000	GOLF / CBS	Brooks Koepka (\$1,787,560)

## 2019-20 PGA TOUR MEDIA GUIDE | Section 3: Tournaments

Date	Tournament	Course(s)	FedExCup Pts (1st)	Purse	TV	Defending Champion
July 2-5, 2020	<b>Barracuda Championship</b>	<b>Tahoe Mt. Club (Old Greenwood)</b> Truckee, California Jack Nicklaus 0 Yards / Par 0	300	\$3,500,000	GOLF	Collin Morikawa (\$630,000)
July 9-12, 2020	<b>John Deere Classic</b>	<b>TPC Deere Run</b> Silvis, Illinois D.A. Weibring & Chris Gray 1998 7268 Yards / Par 71	500	\$6,200,000	GOLF / CBS	Dylan Frittelli (\$1,116,000)
July 16-19, 2020	<b>The Open Championship</b>	<b>Royal St. George's GC</b> Sandwich, Kent, England  7211 Yards / Par 70	600	\$10,750,000	GOLF / NBC	Shane Lowry
July 16-19, 2020	<b>Barbasol Championship</b>	<b>Keene Trace Golf Club</b> Nicholasville, Kentucky  7328 Yards / Par 72	300	\$3,500,000	GOLF	Jim Herman (\$630,000)
July 23-26, 2020	<b>3M Open</b>	<b>TPC Twin Cities</b> Blaine, Minnesota  7114 Yards / Par 72	500	\$6,600,000	GOLF / CBS	Matthew Wolff (\$1,188,000)
August 6-9, 2020	<b>Wyndham Championship</b>	<b>Sedgefield CC</b> Greensboro, North Carolina Donald Ross 1926 7127 Yards / Par 70	500	\$6,400,000	GOLF / CBS	J.T. Poston (\$1,152,000)
August 13-16, 2020	<b>THE NORTHERN TRUST</b>	<b>TPC Boston</b> Norton, Massachusetts Palmer Course Design Co. 2002 7342 Yards / Par 71	2000	\$9,500,000	GOLF / CBS	Patrick Reed (\$1,710,000)
August 20-23, 2020	<b>BMW Championship</b>	<b>Olympia Fields CC</b> Olympia Fields, Illinois  7190 Yards / Par 70	2000	\$9,500,000	GOLF / NBC	Justin Thomas (\$1,710,000)
August 27-30, 2020	<b>TOUR Championship</b>	<b>East Lake GC</b> Atlanta, Georgia Tom Bendelaw 1928 7319 Yards / Par 70	n/a	TBD	GOLF / NBC	Rory McIlroy

# A Military Tribute at The Greenbrier

White Sulphur Springs, West Virginia • July 5-8, 2018

The Old White TPC

Par/Yards: 34-36--70 | 7,286



PGA TOUR event 1 of 49

FedExCup Points (first): 500

Purse: \$7,300,000



**Winner: Kevin Na**

FedExCup Points: 500

69-63-65-64 261 (-19) | \$1,314,000

## Leaders

### Round 1

Webb Simpson	61 (-9)
Whee Kim	62 (-8)
Joaquin Niemann	63 (-7)
Kelly Kraft	64 (-6)
Chad Campbell	65 (-5)
J.J. Henry	65 (-5)
Jason Kokrak	65 (-5)
Keegan Bradley	65 (-5)
<b>Kevin Na</b>	69 (-1)

### Round 2

Kelly Kraft	127 (-13)
Webb Simpson	128 (-12)
Anirban Lahiri	128 (-12)
Jason Kokrak	129 (-11)
Harold Varner III	130 (-10)
Whee Kim	130 (-10)
<b>Kevin Na</b>	132 (-8)

### Round 3

Kelly Kraft	196 (-14)
Harold Varner III	196 (-14)
<b>Kevin Na</b>	197 (-13)
Xander Schauffele	197 (-13)
Sam Saunders	198 (-12)

## Order of Finish (cut: 36 HOLES: 77 professionals at -3 (137) or better.)

Pos	Player	Scores	Total	FedExCup Points	Earnings	Pos	Player	Scores	Total	FedExCup Points	Earnings	Pos	Player	Scores	Total	FedExCup Points	Earnings
1	Kevin Na	69 63 65 64	261 (-19)	500	\$1,314,000	55	Kevin Kisner	69 66 71 71	277 (-3)	6	\$16,790	CUT	Ryan Blaum	68 72	140 (E)	--	--
2	Kelly Kraft	64 63 69 70	266 (-14)	300	\$788,400	T56	Scott Brown	70 67 68 73	278 (-2)	5	\$16,060	CUT	Harris English	67 73	140 (E)	--	--
T3	Brandt Snedeker	66 67 70 64	267 (-13)	163	\$423,400	T56	Fabián Gómez	67 68 73 70	278 (-2)	5	\$16,060	CUT	Michael Thompson	68 72	140 (E)	--	--
T3	Jason Kokrak	65 64 71 67	267 (-13)	163	\$423,400	T56	Peter Malnati	67 69 73 69	278 (-2)	5	\$16,060	CUT	Derek Fathauer	70 70	140 (E)	--	--
T5	Joel Dahmen	67 65 67 69	268 (-12)	93	\$247,470	T56	Vijay Singh	69 68 74 67	278 (-2)	5	\$16,060	CUT	Shawn Stefani	72 68	140 (E)	--	--
T5	Sam Saunders	68 63 67 70	268 (-12)	93	\$247,470	T56	Cameron Percy	67 68 71 72	278 (-2)	5	\$16,060	CUT	Kyle Thompson	73 67	140 (E)	--	--
T5	Harold Varner III	66 64 66 72	268 (-12)	93	\$247,470	T56	Brian Harman	67 69 70 72	278 (-2)	5	\$16,060	CUT	Jason Gore	71 69	140 (E)	--	--
T5	Joaquin Niemann	63 69 72 64	268 (-12)	--	\$247,470	T56	Nick Taylor	71 66 69 72	278 (-2)	5	\$16,060	CUT	Ben Crane	69 71	140 (E)	--	--
T5	Austin Cook	66 66 70 66	268 (-12)	93	\$247,470	T56	Ben Silverman	68 69 70 71	278 (-2)	5	\$16,060	CUT	Sean O'Hair	74 67	141 (+1)	--	--
10	Russell Henley	68 69 69 63	269 (-11)	75	\$197,100	T56	Trey Mullinax	71 66 71 70	278 (-2)	5	\$16,060	CUT	Bob Estes	72 69	141 (+1)	--	--
T11	David Lingmerth	68 68 68 68	270 (-10)	68	\$175,200	T65	Zac Blair	68 69 74 68	279 (-1)	4	\$15,111	CUT	David Bradshaw	70 71	141 (+1)	--	--
T11	Robert Streb	66 69 71 64	270 (-10)	68	\$175,200	T65	Steve Wheatcroft	66 67 70 76	279 (-1)	4	\$15,111	CUT	Will Claxton	69 72	141 (+1)	--	--
T13	Keegan Bradley	65 69 67 70	271 (-9)	52	\$121,363	T65	Johnson Wagner	68 68 72 71	279 (-1)	4	\$15,111	CUT	Michael Kim	71 70	141 (+1)	--	--
T13	Scott Stallings	70 63 70 68	271 (-9)	52	\$121,363	T65	Phil Mickelson	66 69 70 74	279 (-1)	4	\$15,111	CUT	Andrew Yun	71 70	141 (+1)	--	--
T13	Ryan Moore	66 67 67 71	271 (-9)	52	\$121,363	T69	Chad Campbell	65 69 72 74	280 (E)	3	\$14,454	CUT (A)	Blake Taylor	70 71	141 (+1)	--	--
T13	Bubba Watson	68 66 65 72	271 (-9)	52	\$121,363	T69	William McGirt	69 66 75 70	280 (E)	3	\$14,454	CUT	Patrick Rodgers	70 72	142 (+2)	--	--
T13	Alex Cejka	68 68 69 66	271 (-9)	52	\$121,363	T69	Steve Marino	67 68 73 72	280 (E)	3	\$14,454	CUT	Sam Ryder	70 72	142 (+2)	--	--
T13	J.J. Spaun	68 65 66 70	271 (-9)	52	\$121,363	T69	Richy Werenski	71 65 69 75	280 (E)	3	\$14,454	CUT	Chris Stroud	72 70	142 (+2)	--	--
T13	John Peterson	68 69 68 66	271 (-9)	52	\$121,363	T69	Tom Hoge	66 67 72 75	280 (E)	3	\$14,454	CUT	John Huh	72 70	142 (+2)	--	--
T13	Mackenzie Hughes	69 67 67 68	271 (-9)	52	\$121,363	T74	Whee Kim	62 68 76 75	281 (+1)	3	\$13,870	CUT	Hudson Swafford	69 74	143 (+3)	--	--
T21	Xander Schauffele	66 66 65 75	272 (-8)	39	\$75,920	T74	Scott Piercy	70 67 73 71	281 (+1)	3	\$13,870	CUT	Martin Flores	73 70	143 (+3)	--	--
T21	Talor Gooch	69 67 68 68	272 (-8)	39	\$75,920	T74	George McNeill	71 64 70 76	281 (+1)	3	\$13,870	CUT	Jonathan Byrd	71 72	143 (+3)	--	--
T21	J.J. Henry	65 70 69 68	272 (-8)	39	\$75,920	77	Tyrone Van Aswegen	68 68 72 76	284 (+4)	2	\$13,578	CUT	Omar Uresti	71 72	143 (+3)	--	--
T21	Ryan Armour	67 66 67 72	272 (-8)	39	\$75,920	CUT	Tommy Gainey	70 68	138 (-2)	--	--	CUT	Vaughn Taylor	71 72	143 (+3)	--	--
T21	Ryan Finau	67 67 67 71	272 (-8)	39	\$75,920	CUT	Jammy Hahn	68 70	138 (-2)	--	--	CUT	Brian Davis	73 70	143 (+3)	--	--
T26	Jamie Lovemark	67 66 67 73	273 (-7)	32	\$55,115	CUT	Cameron Tringale	71 67	138 (-2)	--	--	CUT	Logan Logadich	70 73	143 (+3)	--	--
T26	Lanto Griffin	69 66 70 68	273 (-7)	32	\$55,115	CUT	Ken Duke	71 67	138 (-2)	--	--	CUT	Conrad Shindler	74 70	144 (+4)	--	--
T26	Ollie Schniederjans	66 66 69 72	273 (-7)	32	\$55,115	CUT	Parker McLachlin	71 67	138 (-2)	--	--	CUT	Cody Gribble	75 69	144 (+4)	--	--
T26	Wesley Bryan	69 65 69 70	273 (-7)	32	\$55,115	CUT	Matt Jones	72 66	138 (-2)	--	--	CUT	John Daly	77 67	144 (+4)	--	--
T30	Corey Connors	67 69 70 68	274 (-6)	23	\$41,529	CUT	Kevin Streelman	72 66	138 (-2)	--	--	CUT	Robert Allenby	74 70	144 (+4)	--	--
T30	Brandon Harkins	72 65 66 71	274 (-6)	23	\$41,529	CUT	Ted Potter, Jr.	73 65	138 (-2)	--	--	CUT	Chris Couch	71 73	144 (+4)	--	--
T30	Keith Mitchell	69 67 73 65	274 (-6)	23	\$41,529	CUT	Jonas Blixt	70 68	138 (-2)	--	--	CUT	Daniel Summerhays	71 73	144 (+4)	--	--
T30	Kevin Chappell	68 68 70 70	274 (-6)	23	\$41,529	CUT	T.J. Vogel	69 69	138 (-2)	--	--	CUT	John Merrick	68 76	144 (+4)	--	--
T30	Bronson Burgoon	67 68 65 74	274 (-6)	23	\$41,529	CUT	Chase Seiffert	73 65	138 (-2)	--	--	CUT	Jimmy Walker	75 70	145 (+5)	--	--
T30	Brett Stegmaier	67 70 70 67	274 (-6)	23	\$41,529	CUT	Nicholas Lindheim	70 68	138 (-2)	--	--	CUT	Steven Bowditch	70 75	145 (+5)	--	--
T30	Charles Howell III	68 68 68 70	274 (-6)	23	\$41,529	CUT	Ethan Tracy	69 69	138 (-2)	--	--	CUT	Dicky Pride	69 76	145 (+5)	--	--
T30	David Hearn	68 67 68 71	274 (-6)	23	\$41,529	CUT	Aaron Wise	70 68	138 (-2)	--	--	CUT	Patton Kizzire	70 75	145 (+5)	--	--
T30	Nick Watney	69 65 71 69	274 (-6)	23	\$41,529	CUT	Dominic Bozzelli	67 71	138 (-2)	--	--	CUT	Matt Atkins	72 73	145 (+5)	--	--
T39	Rory Sabbatini	69 68 72 66	275 (-5)	14	\$27,740	CUT	Norman Xiong	69 69	138 (-2)	--	--	CUT	Davey Jude	73 73	146 (+6)	--	--
T39	Brian Gay	70 66 71 68	275 (-5)	14	\$27,740	CUT	Tom Lovelady	70 69	139 (-1)	--	--	CUT	Brendon de Jonge	78 68	146 (+6)	--	--
T39	Cheng Tsung Pan	71 66 67 71	275 (-5)	14	\$27,740	CUT	Adam Schenk	68 71	139 (-1)	--	--	CUT	Jon Curran	77 70	147 (+7)	--	--
T39	Anirban Lahiri	67 61 71 76	275 (-5)	14	\$27,740	CUT	Zecheng Dou	66 73	139 (-1)	--	--	CUT (A)	Sam O'Dell	72 75	147 (+7)	--	--
T39	Blayne Barber	67 70 69 69	275 (-5)	14	\$27,740	CUT	Ricky Barnes	73 66	139 (-1)	--	--	CUT	Geoff Ogilvy	75 73	148 (+8)	--	--
T39	Tyler Duncan	68 64 75 68	275 (-5)	14	\$27,740	CUT	Bill Haas	69 70	139 (-1)	--	--	CUT	Troy Matteson	75 73	148 (+8)	--	--
T39	J.T. Poston	69 68 65 73	275 (-5)	14	\$27,740	CUT	Tim Herron	72 67	139 (-1)	--	--	CUT	Robert Garrigus	74 76	150 (+10)	--	--
T39	Denny McCarthy	67 70 69 69	275 (-5)	14	\$27,740	CUT	Stuart Appleby	71 68	139 (-1)	--	--	CUT	Devin Gee	74 77	151 (+11)	--	--
T47	Abraham Ancer	67 68 69 72	276 (-4)	8	\$18,524	CUT	Martin Piller	68 71	139 (-1)	--	--	DQ	Matt Every	69	69 (-1)	--	--
T47	Stephan Jaeger	66 70 70 70	276 (-4)	8	\$18,524	CUT	J.B. Holmes	70 69	139 (-1)	--	--	W/D	Smylie Kaufman	79	79 (+9)	--	--
T47	Jonathan Randolph	67 68 73 68	276 (-4)	8	\$18,524	CUT	Xinjun Zhang	71 68	139 (-1)	--	--						
T47	Roberto Diaz	70 67 68 71	276 (-4)	8	\$18,524	CUT	Andrew Putnam	69 70	139 (-1)	--	--						
T47	Rob Oppenheim	71 66 70 69	276 (-4)	8	\$18,524	CUT	Wes Homan	69 70	139 (-1)	--	--						
T47	Webb Simpson	61 67 76 72	276 (-4)	8	\$18,524	CUT	Brice Garnett	69 70	139 (-1)	--	--						
T47	Billy Hurley III	66 66 71 73	276 (-4)	8	\$18,524	CUT	Danny Lee	67 72	139 (-1)	--	--						
T47	Jim Furyk	68 66 69 73	276 (-4)	8	\$18,524	CUT	Seamus Power	70 70	140 (E)	--	--						

## Notes

At 19-under 261, Kevin Na defeated 36-hole leader and 54-hole co-leader Kelly Kraft to win A Military Tribute at The Greenbrier by a tournament-record five strokes. Na collected his second official PGA TOUR victory at the age of 34 years, 9 months, 23 days in his 370th start. It came 158 after since his inaugural win at the 2011 Shriners Hospitals for Children Open, with six runner-up finishes collected during that stretch.

Kevin Na made 143 feet, 8 inches of putts in the final round and 405 feet, 2 inches throughout the week at The Old White TPC.

The win came in Kevin Na's fifth start at the event and first since 2015 (T32). In the four prior starts, Na had one top-10 at The Greenbrier (T7/2012).

54-hole co-leaders Kelly Kraft and Harold Varner III finished second and T5, respectively. Each player was seeking his first PGA TOUR victory in his 85th start.

**WEATHER: Thursday:** Partly cloudy. High of 86. Wind S 4-8 mph. 0.07 inches of rain fell overnight **Wednesday**. Due to inclement weather, round one was suspended from 3:51 p.m. until 5:46 p.m. **Friday:** Due to the threat of inclement weather, the start to round two was delayed 30 minutes, from 7 a.m. until 7:30 a.m. Mostly cloudy. High of 77. Wind WNW 4-8 mph. **Saturday:** Mostly sunny. High of 77. Wind E 4-8 mph. **Sunday:** Sunny. High of 79. Wind ESE 4-8 mph.

## Tournament Record: 258

Stuart Appleby (2010)

## The Old White TPC: 59

Stuart Appleby (2010)

## Tournament History

End Date	Purse	Winner	Score	Runner-Up	Earnings	Location (Par/Yards)
<b>A Military Tribute at The Greenbrier</b>						
7/8/18	\$7,300,000	Kevin Na	261 (-19)	Kelly Kraft - 266 (-14)	\$1,314,000	The Old White TPC, White Sulphur Springs, WV (70/ 7,286)
<b>The Greenbrier Classic</b>						
7/9/17	\$7,100,000	Xander Schauffele	266 (-14)	Robert Streb - 267 (-13)	\$1,278,000	The Old White TPC, White Sulphur Springs, WV (70/ 7,287)
7/5/15	\$6,700,000	Danny Lee *	267 (-13)	David Hearn - 267 (-13) Kevin Kisner - 267 (-13) Robert Streb - 267 (-13)	\$1,206,000	The Old White TPC, White Sulphur Springs, WV (70/ 7,287)
7/6/14	\$6,500,000	Angel Cabrera	264 (-16)	George McNeill - 266 (-14)	\$1,170,000	The Old White TPC, White Sulphur Springs, WV (70/ 7,287)
7/7/13	\$6,300,000	Jonas Blixt	267 (-13)	Steven Bowditch - 269 (-11) Jimmy Walker - 269 (-11) Matt Jones - 269 (-11) Johnson Wagner - 269 (-11)	\$1,134,000	The Old White TPC, White Sulphur Springs, WV (70/ 7,287)
7/8/12	\$6,100,000	Ted Potter, Jr. *	264 (-16)	Troy Kelly - 264 (-16)	\$1,098,000	The Old White TPC, White Sulphur Springs, WV (70/ 7,274)
7/31/11	\$6,000,000	Scott Stallings *	270 (-10)	Bob Estes - 270 (-10) Bill Haas - 270 (-10)	\$1,080,000	The Old White TPC, White Sulphur Springs, WV (70/ 7,274)
8/1/10	\$6,000,000	Stuart Appleby	258 (-22)	Jeff Overton - 259 (-21)	\$1,080,000	The Old White Course, White Sulphur Springs, WV (70/ 7,031)

\* indicates playoff

# Sanderson Farms Championship

Jackson, Mississippi • September 19-22, 2019

CC of Jackson

Par/Yards: 36-36--72 | 7,460



PGA TOUR event 2 of 49

FedExCup Points (first): 500

Purse: \$6,600,000

**Winner (playoff):** Sebastián Muñoz

FedExCup Points: 500

70-67-63-70 270 (-18) | \$1,188,000

## Leaders

### Round 1

<b>Cameron Champ</b>	<b>65 (-7)</b>
Cameron Tringale	66 (-6)
Rory Sabbatini	67 (-5)
D.J. Trahan	67 (-5)
Andres Romero	67 (-5)
Robert Streb	67 (-5)
Seth Reeves	67 (-5)
Chad Ramey	67 (-5)

### Round 2

<b>Cameron Champ</b>	<b>135 (-9)</b>
Norman Xiong	135 (-9)
Jonathan Byrd	136 (-8)
Shawn Stefani	136 (-8)
D.J. Trahan	137 (-7)
Scott Stallings	137 (-7)
Hudson Swafford	137 (-7)
Seth Reeves	137 (-7)
Chad Ramey	137 (-7)

### Round 3

<b>Cameron Champ</b>	<b>199 (-17)</b>
Corey Conners	203 (-13)
D.J. Trahan	204 (-12)
Shawn Stefani	204 (-12)
Martin Laird	205 (-11)
Sam Burns	205 (-11)

## Order of Finish (cut: 36 HOLES: 72 professionals at -1 (143) or better.)

Pos	Player	Scores	Total	FedExCup Points	Earnings	Pos	Player	Scores	Total	FedExCup Points	Earnings	Pos	Player	Scores	Total	FedExCup Points	Earnings
1	Sebastián Muñoz *	70 67 63 70	270 (-18)	500	\$1,188,000	T54	Russell Henley	70 70 69 75	284 (-4)	6	\$15,312	CUT	Billy Hurler III	75 69	144 (E)	--	--
2	Sungjae Im	68 69 67 66	270 (-18)	300	\$719,400	T54	Bill Haas	70 71 70 73	284 (-4)	6	\$15,312	CUT	Greg Sonnier	73 71	144 (E)	--	--
3	Byeong Hun An	66 66 70 69	271 (-17)	190	\$455,400	T54	Jonathan Byrd	69 71 72 72	284 (-4)	6	\$15,312	CUT	Johnson Wagner	74 70	144 (E)	--	--
T4	Carlos Ortiz	65 71 65 71	272 (-16)	123	\$297,000	T54	Sebastian Cappelen	70 68 75 71	284 (-4)	6	\$15,312	CUT	Chris Baker	72 72	144 (E)	--	--
T4	Kevin Streelman	72 67 69 64	272 (-16)	123	\$297,000	T54	Joaquin Niemann	68 73 73 70	284 (-4)	6	\$15,312	CUT	Andrew Landry	69 75	144 (E)	--	--
T6	Bronson Burgoon	69 69 70 65	273 (-15)	86	\$208,230	60	Xinjun Zhang	71 69 72 73	285 (-3)	5	\$14,850	CUT	Doug Ghim	73 71	144 (E)	--	--
T6	Dylan Frittelli	71 69 67 66	273 (-15)	86	\$208,230	T61	Alex Cejka	68 70 75 73	286 (-2)	5	\$14,520	CUT	Chip McDaniel	70 74	144 (E)	--	--
T6	Harris English	65 71 68 69	273 (-15)	86	\$208,230	T61	Rafael Campos	72 67 76 71	286 (-2)	5	\$14,520	CUT	Stephan Jaeger	72 72	144 (E)	--	--
T6	George McNeill	67 67 70 69	273 (-15)	86	\$208,230	T61	Si Woo Kim	69 68 75 74	286 (-2)	5	\$14,520	CUT	Kyoung-Hoon Lee	75 70	145 (+1)	--	--
T6	Dominic Bozzelli	70 67 67 69	273 (-15)	86	\$208,230	T61	Patrick Rodgers	69 72 72 73	286 (-2)	5	\$14,520	CUT	Rob Oppenheim	73 72	145 (+1)	--	--
T11	Lanto Griffin	71 67 70 66	274 (-14)	65	\$153,450	T65	Chase Seifert	69 69 75 74	287 (-1)	4	\$14,124	CUT	Robert Allenby	74 71	145 (+1)	--	--
T11	J.T. Poston	64 70 70 70	274 (-14)	65	\$153,450	T65	Brian Gay	69 72 70 76	287 (-1)	4	\$14,124	CUT	Tim Herron	75 70	145 (+1)	--	--
T11	Cameron Percy	65 70 68 71	274 (-14)	65	\$153,450	67	Ricky Barnes	72 69 75 74	290 (+2)	4	\$13,926	CUT	Anjun Atwal	74 71	145 (+1)	--	--
T14	Zach Johnson	67 71 68 69	275 (-13)	56	\$123,750	68	Daniel Chopra	69 71 74 80	294 (+6)	3	\$13,794	CUT	John Merrick	70 75	145 (+1)	--	--
T14	Brian Harman	71 69 68 67	275 (-13)	56	\$123,750	CUT	Michael Gligic	72 70	142 (-2)	--	--	CUT	Derek Ernst	74 71	145 (+1)	--	--
T16	Cameron Tringale	70 68 69 69	276 (-12)	52	\$110,550	CUT	D.J. Trahan	72 70	142 (-2)	--	--	CUT	Ben Taylor	72 73	145 (+1)	--	--
T16	Scottie Scheffler	68 66 72 70	276 (-12)	52	\$110,550	CUT	Lucas Glover	70 72	142 (-2)	--	--	CUT	Scott Harrington	72 74	146 (+2)	--	--
T18	Richy Werenski	69 68 70 70	277 (-11)	45	\$87,450	CUT	Boo Weekley	71 71	142 (-2)	--	--	CUT	Nick Taylor	74 72	146 (+2)	--	--
T18	Denny McCarthy	69 71 69 68	277 (-11)	45	\$87,450	CUT	Patton Kizzire	68 74	142 (-2)	--	--	CUT	Jimmy Walker	73 73	146 (+2)	--	--
T18	Zack Sucher	69 69 70 69	277 (-11)	45	\$87,450	CUT	Tyler Duncan	71 71	142 (-2)	--	--	CUT	Luke List	71 75	146 (+2)	--	--
T18	Fabián Gómez	72 66 69 70	277 (-11)	45	\$87,450	CUT	Zac Blair	67 75	142 (-2)	--	--	CUT	Chesson Hadley	73 73	146 (+2)	--	--
T18	Garrett Osborn	70 67 71 69	277 (-11)	--	\$87,450	CUT	Adam Svensson	72 70	142 (-2)	--	--	CUT	Nelson Ledesma	71 75	146 (+2)	--	--
T23	Robert Streb	65 72 69 72	278 (-10)	36	\$59,070	CUT	David Lingmerth	71 71	142 (-2)	--	--	CUT	Mark Hubbard	74 72	146 (+2)	--	--
T23	Peter Uihlein	71 69 69 69	278 (-10)	36	\$59,070	CUT	Cameron Smith	76 66	142 (-2)	--	--	CUT	Matthew NeSmith	76 70	146 (+2)	--	--
T23	David Hearn	68 73 67 70	278 (-10)	36	\$59,070	CUT	Sam Ryder	70 72	142 (-2)	--	--	CUT	Morgan Hoffmann	72 74	146 (+2)	--	--
T23	Charley Hoffman	73 64 70 71	278 (-10)	36	\$59,070	CUT	Kramer Hickok	71 71	142 (-2)	--	--	CUT	Martin Trainer	74 72	146 (+2)	--	--
T23	Adam Long	68 70 71 69	278 (-10)	36	\$59,070	CUT	Maverick McNealy	71 72	143 (-1)	--	--	CUT	Tyler McCumber	72 74	146 (+2)	--	--
T28	Cameron Davis	68 70 72 69	279 (-9)	26	\$42,364	CUT	Austin Cook	70 73	143 (-1)	--	--	CUT	Sepp Straka	75 71	146 (+2)	--	--
T28	Robby Shelton	73 67 71 68	279 (-9)	26	\$42,364	CUT	Braden Thornberry	70 73	143 (-1)	--	--	CUT	John Rollins	73 74	147 (+3)	--	--
T28	Cameron Champ	68 72 69 70	279 (-9)	26	\$42,364	CUT	Wyndham Clark	69 74	143 (-1)	--	--	CUT	J.J. Henry	75 72	147 (+3)	--	--
T28	Stewart Cink	72 66 71 70	279 (-9)	26	\$42,364	CUT	Corey Conners	72 71	143 (-1)	--	--	CUT	Grayson Murray	71 77	148 (+4)	--	--
T28	Shawn Stefani	72 65 73 69	279 (-9)	26	\$42,364	CUT	Chandler Phillips	72 71	143 (-1)	--	--	CUT	Joseph Bramlett	76 72	148 (+4)	--	--
T28	Scott Stallings	66 72 71 70	279 (-9)	26	\$42,364	CUT	Michael Thompson	73 70	143 (-1)	--	--	CUT	Ben Martin	75 73	148 (+4)	--	--
T28	Brian Stuard	71 70 70 68	279 (-9)	26	\$42,364	CUT	Sangmoon Bae	75 68	143 (-1)	--	--	CUT	Martin Laird	72 76	148 (+4)	--	--
T28	Mark Anderson	67 71 71 70	279 (-9)	26	\$42,364	CUT	Ryan Brehm	73 70	143 (-1)	--	--	CUT	Kevin Stadler	75 73	148 (+4)	--	--
T36	Tommy Gainey	72 67 71 70	280 (-8)	19	\$32,780	CUT	Ryan Blaum	74 69	143 (-1)	--	--	CUT	Henrik Norlander	74 74	148 (+4)	--	--
T36	Adam Schenk	69 70 72 69	280 (-8)	19	\$32,780	CUT	Brice Garnett	70 73	143 (-1)	--	--	CUT	Jim Herman	74 74	148 (+4)	--	--
T36	J.J. Spaun	71 70 68 71	280 (-8)	19	\$32,780	CUT	Brendon Todd	71 72	143 (-1)	--	--	CUT	Brendon de Jonge	78 72	150 (+6)	--	--
T39	Tom Hoge	64 70 75 72	281 (-7)	15	\$26,730	CUT	Kyle Stanley	72 71	143 (-1)	--	--	CUT	John Senden	72 78	150 (+6)	--	--
T39	Michael Gellerman	68 73 68 72	281 (-7)	15	\$26,730	CUT	Jason Dufner	70 73	143 (-1)	--	--	CUT	Parker McLachlin	74 76	150 (+6)	--	--
T39	Aaron Wise	70 69 73 69	281 (-7)	15	\$26,730	CUT	Vaughn Taylor	70 73	143 (-1)	--	--	CUT	Brandon Hagy	81 70	151 (+7)	--	--
T39	Davis Riley	69 72 71 69	281 (-7)	--	\$26,730	CUT	Ryan Armour	73 70	143 (-1)	--	--	CUT	Wes Roach	72 80	152 (+8)	--	--
T39	Emiliano Grillo	67 71 73 70	281 (-7)	15	\$26,730	CUT	Vince Covello	72 71	143 (-1)	--	--	CUT	William Gordon	76 77	153 (+9)	--	--
T39	Scott Brown	72 68 69 72	281 (-7)	15	\$26,730	CUT	Harry Higgs	71 72	143 (-1)	--	--	CUT	Hank Lebioda	78 75	153 (+9)	--	--
T45	Jamie Lovemark	69 69 72 72	282 (-6)	10	\$18,829	CUT	Rhein Gibson	70 73	143 (-1)	--	--	W/D	Ted Potter, Jr.	73	73 (+1)	--	--
T45	Brandt Snedeker	69 69 71 73	282 (-6)	10	\$18,829	CUT	Tim Wilkinson	73 70	143 (-1)	--	--	W/D	Matt Jones	75	75 (+3)	--	--
T45	Peter Malnati	70 70 70 72	282 (-6)	10	\$18,829	CUT	Chad Campbell	73 71	144 (E)	--	--	W/D	Matt Every	76	76 (+4)	--	--
T45	Anirban Lahiri	69 70 74 69	282 (-6)	10	\$18,829	CUT	K.J. Choi	74 70	144 (E)	--	--	W/D	Michael Kim	77	77 (+5)	--	--
T45	Ben Crane	70 71 72 69	282 (-6)	10	\$18,829	CUT	Josh Teater	75 69	144 (E)	--	--						
T45	Vincent Whaley	69 71 70 72	282 (-6)	10	\$18,829	CUT	Freddie Jacobson	72 72	144 (E)	--	--						
T45	Sam Burns	75 64 74 69	282 (-6)	10	\$18,829	CUT	Justin Suh	72 72	144 (E)	--	--						
T52	Doc Redman	70 71 74 68	283 (-5)	7	\$16,038	CUT	Akshay Bhatia	70 74	144 (E)	--	--						
T52	Roberto Castro	72 69 72 70	283 (-5)	7	\$16,038	CUT	Robert Garrigus	70 74	144 (E)	--	--						
T54	Bo Hoag	73 66 75 70	284 (-4)	6	\$15,312	CUT	Seamus Power	65 79	144 (E)	--	--						

indicates playoff win

## Notes

PGA TOUR rookie Cameron Champ birdied five of his last six holes in the final round of the Sanderson Farms Championship, good for a 4-under 68 and four-stroke victory over Corey Conners. Champ won in his ninth PGA TOUR start at the age of 23 years, 4 months, 13 days.

With his win, Cameron Champ became the 12th player to make the Sanderson Farms Championship his first TOUR win, including each of the last five: Champ (2018), Ryan Armour (2017), Cody Gribble (2016), Peter Malnati (2015), Nick Taylor (2014), Chris Kirk (2011), D.J. Trahan (2006), Luke Donald (2002), Cameron Beckman (2001), Willie Wood (1996), Ed Dougherty (1995) and Brian Henninger (1994).

Cameron Champ hit 39 of 56 tee shots more than 300 yards for the week with a long of 360 (No. 11/R2).

Playing in Sunday's final group, Corey Conners finished alone in second for his best result to date on TOUR. Conners began the day four back and tied the lead with a 3-under outward nine and kept pace until Cameron Champ pulled ahead at No. 14. Conners' week was highlighted by a third-round 64, tied for the low round of the tournament.

In his first start at the event, Carlos Ortiz birdied his first three holes in the final round en route to an 8-under 64, tying the low round of the week. He moved from T19 at the start of the day to a T3 at 15-under 273, his career-best result in 64 PGA TOUR starts.

By tying Carlos Ortiz for third, rookie Sam Burns finished in the top five for the first time on the PGA TOUR. Burns was making his second start at the event after finishing T43 in 2017.

Roberto Castro's 7-under 29 on the front nine in the final round of the Sanderson Farms Championship led to a final-round 65 and T5 result, his first top-10 since 2016 BMW Championship (3rd).

**WEATHER: Thursday:** Mostly cloudy. High of 61. Wind NW 10-15, with gusts to 20 mph. Due to darkness, round one was suspended for the day at 6:13 p.m. and resumed at 8:20 a.m. **Friday** (12 players). **Friday:** Round one concluded at 8:41 a.m., with round two beginning as scheduled at 7:20 a.m. Light rain and cloudy. High of 61. Wind NW 10-15, with gusts to 20 mph. **Saturday:** Sunny. High of 70. Wind W 5-10 mph. **Sunday:** Sunny. High of 83. Wind SW 10-15 mph.

## Tournament Record: 263

Dan Halldorsen (1986)

CC of Jackson: 62

Roberto Castro (2016)

Other Course: 61

Keith Clearwater (1996) - Annandale GC

## Tournament History

End Date	Purse	Winner	Score	Runner-Up	Earnings	Location (Par/Yards)
<b>Sanderson Farms Championship</b>						
10/28/18	\$4,400,000	Cameron Champ	267 (-21)	Corey Connors - 271 (-17)	\$792,000	CC of Jackson, Jackson, MS (72/7,440)
10/29/17	\$4,300,000	Ryan Armour	269 (-19)	Chesson Hadley - 274 (-14)	\$774,000	CC of Jackson, Jackson, MS (72/7,421)
10/30/16	\$4,200,000	Cody Gribble	268 (-20)	Greg Owen - 272 (-16) Luke List - 272 (-16) Chris Kirk - 272 (-16)	\$756,000	CC of Jackson, Jackson, MS (72/7,421)
11/8/15	\$4,100,000	Peter Malnati	270 (-18)	David Toms - 271 (-17) William McGirt - 271 (-17)	\$738,000	CC of Jackson, Jackson, MS (72/7,364)
11/9/14	\$4,000,000	Nick Taylor	272 (-16)	Jason Bohn - 274 (-14) Boo Weekley - 274 (-14)	\$720,000	CC of Jackson, Jackson, MS (72/7,354)
7/21/13	\$3,000,000	Woody Austin *	268 (-20)	Cameron Beckman - 268 (-20) Daniel Summerhays - 268 (-20)	\$540,000	Annandale GC, Madison, MS (72/7,202)
<b>True South Classic</b>						
7/22/12	\$3,000,000	Scott Stallings	264 (-24)	Jason Bohn - 266 (-22)	\$540,000	Annandale GC, Madison, MS (72/7,202)
<b>Viking Classic</b>						
7/17/11	\$3,600,000	Chris Kirk	266 (-22)	Tom Pernice Jr. - 267 (-21) George McNeill - 267 (-21)	\$648,000	Annandale GC, Madison, MS (72/7,199)
10/3/10	\$3,600,000	Bill Haas	273 (-15)	Michael Allen - 276 (-12)	\$648,000	Annandale GC, Madison, MS (72/7,199)
9/21/08	\$3,600,000	Will MacKenzie *	269 (-19)	Brian Gay - 269 (-19) Marc Tumesa - 269 (-19)	\$648,000	Annandale GC, Madison, MS (72/7,199)
9/30/07	\$3,500,000	Chad Campbell	275 (-13)	Johnson Wagner - 276 (-12)	\$630,000	Annandale GC, Madison, MS (72/7,199)
<b>Southern Farm Bureau Classic</b>						
10/1/06	\$3,000,000	D.J. Trahan *	275 (-13)	Joe Durant - 275 (-13)	\$540,000	Annandale GC, Madison, MS (72/7,199)
11/6/05	\$3,000,000	Heath Slocum	267 (-21)	Loren Roberts - 269 (-19) Carl Pettersson - 269 (-19)	\$540,000	Annandale GC, Madison, MS (72/7,199)
10/3/04	\$3,000,000	Fred Funk	266 (-22)	Ryan Palmer - 267 (-21)	\$540,000	Annandale GC, Madison, MS (72/7,199)
10/5/03	\$3,000,000	John Huston	268 (-20)	Brenden Pappas - 269 (-19)	\$540,000	Annandale GC, Madison, MS (72/7,199)
11/3/02	\$2,600,000	Luke Donald	201 (-15)	Deane Pappas - 202 (-14)	\$468,000	Annandale GC, Madison, MS (72/7,199)
11/4/01	\$2,400,000	Cameron Beckman	269 (-19)	Chad Campbell - 270 (-18)	\$432,000	Annandale GC, Madison, MS (72/7,199)
11/5/00	\$2,200,000	Steve Lowery *	266 (-22)	Skip Kendall - 266 (-22)	\$396,000	Annandale GC, Madison, MS (72/7,199)
10/31/99	\$2,000,000	Brian Henninger	202 (-14)	Chris DiMarco - 205 (-11)	\$360,000	Annandale GC, Madison, MS (72/7,199)
<b>Deposit Guaranty Golf Classic</b>						
7/19/98	\$1,200,000	Fred Funk	270 (-18)	Tim Loutalot - 272 (-16) Paul Goydos - 272 (-16) Franklin Langham - 272 (-16)	\$216,000	Annandale GC, Madison, MS (72/7,157)
7/20/97	\$1,000,000	Billy Ray Brown	271 (-17)	Mike Standly - 272 (-16)	\$180,000	Annandale GC, Madison, MS (72/7,157)
7/21/96	\$1,000,000	Willie Wood	268 (-20)	Kirk Triplett - 269 (-19)	\$180,000	Annandale GC, Madison, MS (72/7,157)
7/23/95	\$700,000	Ed Dougherty	272 (-16)	Gil Morgan - 274 (-14)	\$126,000	Annandale GC, Madison, MS (72/7,157)
7/17/94	\$700,000	Brian Henninger *	135 (-9)	Mike Sullivan - 135 (-9)	\$126,000	Annandale GC, Madison, MS (72/7,157)
4/11/93	\$300,000	Greg Kraft	267 (-13)	Morris Hatalsky - 268 (-12) Tad Rhyan - 268 (-12)	\$54,000	Hattisburg CC, Hattiesburg, MS (70/6,280)
4/12/92	\$300,000	Richard Zokol	267 (-13)	Mike Donald - 268 (-12) Bob Eastwood - 268 (-12) Mike Nicolette - 268 (-12) Greg Twiggs - 268 (-12)	\$54,000	Hattisburg CC, Hattiesburg, MS (70/6,280)
4/14/91	\$300,000	Larry Silveira *	266 (-14)	Russ Cochran - 266 (-14) Mike Nicolette - 266 (-14)	\$54,000	Hattisburg CC, Hattiesburg, MS (70/6,280)
4/8/90	\$300,000	Gene Sauers	268 (-12)	Jack Ferenz - 270 (-10)	\$54,000	Hattisburg CC, Hattiesburg, MS (70/6,280)
4/9/89	\$200,000	Jim Booros *	199 (-11)	Mike Donald - 199 (-11)	\$36,000	Hattisburg CC, Hattiesburg, MS (70/6,280)
4/10/88	\$200,000	Frank Conner	267 (-13)	Brian Mogg - 272 (-8)	\$36,000	Hattisburg CC, Hattiesburg, MS (70/6,280)
4/12/87	\$200,000	David Ogrin	267	Nick Faldo - 268	\$36,000	Hattisburg CC, Hattiesburg, MS (70/6,594)
4/13/86	\$200,000	Dan Halldorson	263 (-17)	Paul Azinger - 265 (-15)	\$36,000	Hattisburg CC, Hattiesburg, MS (70/6,594)

\* indicates playoff

# Safeway Open

Napa, California • September 26-29, 2019

Silverado Resort and Spa North

Par/Yards: 36-36--72 | 7,166



PGA TOUR event 3 of 49

FedExCup Points (first): 500

Purse: \$6,600,000

**Winner: Cameron Champ**

FedExCup Points: 500

67-68-67-69 271 (-17) | \$1,188,000

## Leaders

### Round 1

Sepp Straka	63 (-9)
Chase Wright	64 (-8)
Phil Mickelson	65 (-7)
8 tied at position	66 (-6)
<b>Kevin Tway</b>	<b>68 (-4)</b>

### Round 2

Brandt Snedeker	131 (-13)
Phil Mickelson	134 (-10)
Ryan Moore	134 (-10)
Michael Thompson	134 (-10)
<b>Kevin Tway</b>	<b>135 (-9)</b>
Sungjae Im	135 (-9)
Sepp Straka	135 (-9)

### Round 3

Brandt Snedeker	200 (-16)
<b>Kevin Tway</b>	<b>203 (-13)</b>
Sungjae Im	204 (-12)
Bill Haas	205 (-11)
Aaron Baddeley	206 (-10)
Sam Ryder	206 (-10)
Chase Wright	206 (-10)
Adam Schenk	206 (-10)

**Order of Finish** (cut: 36 HOLES: 86 professionals at -3 (141) or better. 54 HOLES: 74 professionals at -3 (213) or better.)

Pos	Player	Scores	Total	FedExCup Points	Earnings	Pos	Player	Scores	Total	FedExCup Points	Earnings	Pos	Player	Scores	Total	FedExCup Points	Earnings
1	Cameron Champ	67 68 67 69	271 (-17)	500	\$1,188,000	T49	Michael Gligic	72 69 71 72	284 (-4)	9	\$17,006	CUT	Ryan Moore	74 71	145 (+1)	--	--
2	Adam Hadwin	68 70 67 67	272 (-16)	300	\$719,400	T52	David Hearn	71 70 72 72	285 (-3)	7	\$15,807	CUT	Ben Taylor	72 73	145 (+1)	--	--
3	Marc Leishman	70 72 67 65	274 (-14)	190	\$455,400	T52	Maverick McNealy	70 71 72 72	285 (-3)	7	\$15,807	CUT	Jamie Lovemark	73 72	145 (+1)	--	--
T4	Charles Howell III	73 65 69 68	275 (-13)	115	\$277,750	T52	Rob Oppenheim	68 74 74 69	285 (-3)	7	\$15,807	CUT	Henrik Norlander	72 73	145 (+1)	--	--
T4	Justin Thomas	71 64 71 69	275 (-13)	115	\$277,750	T52	Robby Shelton	70 67 74 74	285 (-3)	7	\$15,807	CUT	Andres Gonzales	70 75	145 (+1)	--	--
T4	Zac Blair	75 66 66 68	275 (-13)	115	\$277,750	T56	Talor Gooch	69 69 72 76	286 (-2)	6	\$15,180	CUT	Sebastian Cappelletti	73 72	145 (+1)	--	--
T7	Dylan Frittelli	70 65 75 66	276 (-12)	85	\$207,350	T56	Fabian Gómez	71 70 71 74	286 (-2)	6	\$15,180	CUT	Robert Streb	76 69	145 (+1)	--	--
T7	Xinjun Zhang	69 68 70 69	276 (-12)	85	\$207,350	T56	Tyler Duncan	68 74 71 73	286 (-2)	6	\$15,180	CUT	Sam Ryder	72 73	145 (+1)	--	--
T7	Cameron Percy	70 69 70 67	276 (-12)	85	\$207,350	T56	Jhonattan Vegas	70 71 67 78	286 (-2)	6	\$15,180	CUT	Michael Kim	72 74	146 (+2)	--	--
T10	Nick Watney	69 65 72 71	277 (-11)	70	\$166,650	T60	Vaughn Taylor	73 69 72 73	287 (-1)	5	\$14,784	CUT	Dominic Bozzelli	71 75	146 (+2)	--	--
T10	Nick Taylor	69 66 70 72	277 (-11)	70	\$166,650	T60	Brendan Steele	74 68 72 73	287 (-1)	5	\$14,784	CUT	Vincent Whaley	72 74	146 (+2)	--	--
T10	Collin Morikawa	72 64 70 71	277 (-11)	70	\$166,650	T62	Bo Van Pelt	72 70 72 74	288 (E)	4	\$14,388	CUT	Grayson Murray	72 74	146 (+2)	--	--
T13	Bryson DeChambeau	68 64 76 70	278 (-10)	56	\$125,400	T62	Ricky Barnes	72 70 72 74	288 (E)	4	\$14,388	CUT	Beau Hossler	74 72	146 (+2)	--	--
T13	Corey Connors	68 73 72 65	278 (-10)	56	\$125,400	T62	Max Homa	70 70 76 72	288 (E)	4	\$14,388	CUT	Troy Merritt	72 74	146 (+2)	--	--
T13	Mark Hubbard	71 71 67 69	278 (-10)	56	\$125,400	T62	Kristoffer Ventura	72 70 71 75	288 (E)	4	\$14,388	CUT	Danny Lee	76 70	146 (+2)	--	--
T13	Roger Sloan	70 69 69 70	278 (-10)	56	\$125,400	66	Tyler McCumber	74 68 75 75	292 (+4)	4	\$14,058	CUT	Brendon Todd	72 74	146 (+2)	--	--
T17	Lanto Griffin	69 73 67 70	279 (-9)	46	\$90,750	67	Scott Piercy	70 72 80 71	293 (+5)	4	\$13,926	CUT	Matt Every	76 70	146 (+2)	--	--
T17	Brian Stuard	70 70 70 69	279 (-9)	46	\$90,750	CUT	Kevin Na	71 72	143 (-1)	--	--	CUT	Martin Laird	73 73	146 (+2)	--	--
T17	Brandt Snedeker	73 67 69 70	279 (-9)	46	\$90,750	CUT	Nelson Ledesma	70 73	143 (-1)	--	--	CUT	Fred Couples	74 72	146 (+2)	--	--
T17	Jim Furyk	71 67 71 70	279 (-9)	46	\$90,750	CUT	Martin Trainer	72 71	143 (-1)	--	--	CUT	John Daly	76 70	146 (+2)	--	--
T17	Adam Scott	65 73 73 68	279 (-9)	46	\$90,750	CUT	Matthew NeSmith	66 77	143 (-1)	--	--	CUT	Kevin Streelman	71 75	146 (+2)	--	--
T17	Harold Varner III	72 69 67 71	279 (-9)	46	\$90,750	CUT	Morgan Hoffmann	68 75	143 (-1)	--	--	CUT	Pat Perez	70 76	146 (+2)	--	--
T23	Chesson Hadley	72 69 68 71	280 (-8)	32	\$52,140	CUT	Chris Baker	67 76	143 (-1)	--	--	CUT	Akshay Bhatia	71 76	147 (+3)	--	--
T23	Daniel Berger	73 69 66 72	280 (-8)	32	\$52,140	CUT	Nate Lashley	71 72	143 (-1)	--	--	CUT	Satoshi Kodaira	70 77	147 (+3)	--	--
T23	Brian Gay	70 67 70 73	280 (-8)	32	\$52,140	CUT	Sung Kang	72 71	143 (-1)	--	--	CUT	Stuart Smith	72 75	147 (+3)	--	--
T23	Francesco Molinari	66 71 72 71	280 (-8)	32	\$52,140	CUT	Emiliano Grillo	71 72	143 (-1)	--	--	CUT	Samgmoon Bae	72 75	147 (+3)	--	--
T23	Michael Thompson	71 68 68 73	280 (-8)	32	\$52,140	CUT	Kevin Tway	71 72	143 (-1)	--	--	CUT	Cheng Tsung Pan	71 76	147 (+3)	--	--
T23	Scott Harrington	72 70 70 68	280 (-8)	32	\$52,140	CUT	Anirban Lahiri	72 71	143 (-1)	--	--	CUT	Peter Malnati	71 76	147 (+3)	--	--
T23	Brice Garnett	70 70 72 68	280 (-8)	32	\$52,140	CUT	Joel Dahmen	74 69	143 (-1)	--	--	CUT	Mackenzie Hughes	74 74	148 (+4)	--	--
T23	Adam Long	67 68 77 68	280 (-8)	32	\$52,140	CUT	John Huh	70 73	143 (-1)	--	--	CUT	Vince Covello	69 79	148 (+4)	--	--
T23	Harry Higgs	71 69 71 69	280 (-8)	32	\$52,140	CUT	Tom Hoge	73 70	143 (-1)	--	--	CUT	Lucas Glover	77 71	148 (+4)	--	--
T23	Andrew Landry	65 74 69 72	280 (-8)	32	\$52,140	CUT	Abraham Ancer	70 73	143 (-1)	--	--	CUT (A)	Tony Romo	70 78	148 (+4)	--	--
T33	Rhein Gibson	74 68 66 73	281 (-7)	20	\$34,461	CUT	Adam Schenk	71 72	143 (-1)	--	--	CUT	Michael Gellerman	77 72	149 (+5)	--	--
T33	Rafael Campos	71 71 73 66	281 (-7)	20	\$34,461	CUT	Sepp Straka	69 74	143 (-1)	--	--	CUT	Byron Meth	77 72	149 (+5)	--	--
T33	Harris English	70 68 72 71	281 (-7)	20	\$34,461	CUT	Doc Redman	71 72	143 (-1)	--	--	CUT	Kyoung-Hoon Lee	75 74	149 (+5)	--	--
T33	Isaiah Salinda	72 70 71 68	281 (-7)	--	\$34,461	CUT	Wyndham Clark	72 72	144 (E)	--	--	CUT	Mark Anderson	75 74	149 (+5)	--	--
T33	Chez Reavie	69 68 69 75	281 (-7)	20	\$34,461	CUT	Brandon Hagy	72 72	144 (E)	--	--	CUT	Byeong Hun An	75 74	149 (+5)	--	--
T33	Aaron Baddeley	69 70 71 71	281 (-7)	20	\$34,461	CUT	Austin Cook	73 71	144 (E)	--	--	CUT	Colt Knost	78 71	149 (+5)	--	--
T33	Sebastián Muñoz	71 67 67 76	281 (-7)	20	\$34,461	CUT	Cameron Davis	76 68	144 (E)	--	--	CUT	Jinho Chung	76 74	150 (+6)	--	--
T40	John Oda	70 66 77 69	282 (-6)	--	\$26,730	CUT	Chase Seifert	69 75	144 (E)	--	--	CUT	J.J. Spaun	74 77	151 (+7)	--	--
T40	Kevin Chappell	72 70 71 69	282 (-6)	15	\$26,730	CUT	Patton Kizzire	75 69	144 (E)	--	--	CUT	Ben Martin	72 79	151 (+7)	--	--
T40	Carlos Ortiz	72 69 72 69	282 (-6)	15	\$26,730	CUT	Hideki Matsuyama	72 72	144 (E)	--	--	CUT	George McNeill	74 79	153 (+9)	--	--
T44	Patrick Cantlay	69 71 70 72	282 (-6)	15	\$26,730	CUT	Scott Brown	73 71	144 (E)	--	--	CUT	Chris Stroud	76 78	154 (+10)	--	--
T44	Bud Cauley	69 72 66 76	283 (-5)	11	\$20,843	CUT	Kyle Stanley	72 72	144 (E)	--	--	CUT	Kevin Stadler	77 78	155 (+11)	--	--
T44	Bo Hoag	71 70 70 72	283 (-5)	11	\$20,843	CUT	Bronson Burgoon	75 69	144 (E)	--	--						
T44	Cameron Tringale	68 74 69 72	283 (-5)	11	\$20,843	CUT	Phil Mickelson	75 69	144 (E)	--	--						
T44	Patrick Rodgers	70 71 70 72	283 (-5)	11	\$20,843	CUT	Ryan Brehm	72 72	144 (E)	--	--						
T44	Hank Lebioda	71 70 72 70	283 (-5)	11	\$20,843	CUT	Luke List	73 71	144 (E)	--	--						
T49	Si Woo Kim	69 70 75 70	284 (-4)	9	\$17,006	CUT	Charley Hoffman	73 71	144 (E)	--	--						
T49	Sungjae Im	70 72 71 71	284 (-4)	9	\$17,006	CUT	Jason Dufner	73 72	145 (+1)	--	--						

## Notes

Kevin Tway defeated 54-hole leader Brandt Snedeker and Ryan Moore in a playoff to win his first career PGA TOUR victory at the season-opening Safeway Open. Tway won in his 91st TOUR start at the age of 30 years, 2 months, 15 days.

After entering the final round trailing Brandt Snedeker by three strokes, Kevin Tway recorded a 1-under 71 to land in a playoff with Snedeker and Ryan Moore, who posted a 67, the low final round. While Snedeker was eliminated on the first extra hole, Tway sealed the victory with a birdie-3 on the third playoff hole, marking his fifth consecutive birdie (Nos. 17-18 in regulation and all three playoff holes, 18-18-10).

By earning his maiden PGA TOUR title, Kevin Tway and his father, eight-time PGA TOUR winner Bob Tway, became the 10th father-son duo to win on TOUR and the first since Kevin Stadler (son of Craig Stadler) in 2014.

Brandt Snedeker, who held the solo-lead after 36 and 54 holes, posted a 2-over 74 and was later eliminated on the first playoff hole. The runner-up was the eighth of Snedeker's career.

Playing on a sponsor exemption, 59-year-old Fred Couples finished T41 as he recorded his 500th made cut on the PGA TOUR (492 official, combined with eight at The Open Championship prior to 1995 when the TOUR started counting The Open as an official event).

2016 and 2017 Safeway Open winner Brendan Steele finished T53 in his attempt to become the first player to win an event in three consecutive seasons since Steve Stricker at the John Deere Classic (2009-11).

Three of the 21 PGA TOUR rookies finished in the top 10 (Sungjae Im/T4, Chase Wright/T10, Jim Knous/T10).

**WEATHER: Thursday:** Mostly cloudy with a high of 70. Wind SW 6-12 mph. **Friday:** Sunny. High of 74. Wind SW 8-15 mph. **Saturday:** Sunny. High of 78. Wind NW 7-12 mph. **Sunday:** Sunny and windy, with a high of 84. Wind N 15-25 mph, with gusts to 36 mph.

## Tournament Record: 262

Jamie Lovemark (2009), Rickie Fowler (2009), Troy Matteson (2009), Cameron Beckman (2008), Kevin Sutherland (2008)

## Silverado Resort and Spa North: 61

Ricky Barnes (2019), Chesson Hadley (2018)

## Other Course: 61

Troy Matteson (2009) - Grayhawk GC (Raptor), Troy Matteson (2009) - Grayhawk GC (Raptor), Mike Weir (2009) - Grayhawk GC (Raptor), Kevin Stadler (2008) - Grayhawk GC (Raptor), Mark Hensby (2007) - Grayhawk GC (Raptor)

## Tournament History

End Date	Purse	Winner	Score	Runner-Up	Earnings	Location (Par/Yards)
<b>Safeway Open</b>						
10/7/18	\$6,400,000	Kevin Tway *	274 (-14)	Ryan Moore - 274 (-14) Brandt Snedeker - 274 (-14)	\$1,152,000	Silverado Resort and Spa North, Napa, CA (72/7,166)
10/8/17	\$6,200,000	Brendan Steele	273 (-15)	Tony Finau - 275 (-13)	\$1,116,000	Silverado Resort and Spa North, Napa, CA (72/7,166)
10/16/16	\$6,000,000	Brendan Steele	270 (-18)	Patton Kizzire - 271 (-17)	\$1,080,000	Silverado Resort&Spa (North), Napa, CA (72/7,166)
<b>Frys.com Open</b>						
10/18/15	\$6,000,000	Emiliano Grillo *	273 (-15)	Kevin Na - 273 (-15)	\$1,080,000	Silverado Resort&Spa (North), Napa, CA (72/7,203)
10/12/14	\$6,000,000	Sangmoon Bae	273 (-15)	Steven Bowditch - 275 (-13)	\$1,080,000	Silverado CC (North), Napa, CA (72/7,203)
10/13/13	\$5,000,000	Jimmy Walker	267 (-17)	Vijay Singh - 269 (-15)	\$900,000	CordeValle GC, San Martin, CA (71/7,379)
10/14/12	\$5,000,000	Jonas Blixt	268 (-16)	Tim Petrovic - 269 (-15) Jason Kokrak - 269 (-15)	\$900,000	CordeValle GC, San Martin, CA (71/7,368)
10/9/11	\$5,000,000	Bryce Molder *	267 (-17)	Briny Baird - 267 (-17)	\$900,000	CordeValle GC, San Martin, CA (71/7,368)
10/17/10	\$5,000,000	Rocco Mediate	269 (-15)	Bo Van Pelt - 270 (-14) Alex Prugh - 270 (-14)	\$900,000	CordeValle GC, San Martin, CA (71/7,368)
10/25/09	\$5,000,000	Troy Matteson *	262 (-18)	Jamie Lovemark - 262 (-18) Rickie Fowler - 262 (-18)	\$900,000	Grayhawk GC (Raptor), Scottsdale, AZ (70/7,125)
10/26/08	\$5,000,000	Cameron Beckman *	262 (-18)	Kevin Sutherland - 262 (-18)	\$900,000	Grayhawk GC (Raptor), Scottsdale, AZ (70/7,125)
<b>Fry's Electronics Open</b>						
10/21/07	\$5,000,000	Mike Weir	266 (-14)	Mark Hensby - 267 (-13)	\$900,000	Grayhawk GC (Raptor), Scottsdale, AZ (70/7,125)

\* indicates playoff

# Shriners Hospitals for Children Open

Las Vegas, Nevada • October 3-6, 2019

TPC Summerlin

Par/Yards: 35-36--71 | 7,255



PGA TOUR event 4 of 49

FedExCup Points (first): 500

Purse: \$7,000,000

**Winner (playoff): Kevin Na**

FedExCup Points: 500

68-62-61-70 261 (-23) | \$1,260,000

## Leaders

### Round 1

Peter Uihlein	63 (-8)
Seth Reeves	64 (-7)
Robert Streb	65 (-6)
Harold Varner III	65 (-6)
<b>Bryson DeChambeau</b>	66 (-5)
8 tied at position	66 (-5)

### Round 2

Peter Uihlein	129 (-13)
Robert Streb	131 (-11)
Whee Kim	131 (-11)
Harold Varner III	132 (-10)
Abraham Ancer	132 (-10)
<b>Bryson DeChambeau</b>	132 (-10)

### Round 3

Peter Uihlein	197 (-16)
<b>Bryson DeChambeau</b>	197 (-16)
Lucas Glover	198 (-15)
Robert Streb	199 (-14)
Patrick Cantlay	199 (-14)

## Order of Finish (cut: 36 HOLES: 74 professionals at -3 (139) or better.)

Pos	Player	Scores	Total	FedExCup Points	Earnings	Pos	Player	Scores	Total	FedExCup Points	Earnings	Pos	Player	Scores	Total	FedExCup Points	Earnings
1	Kevin Na *	68 62 61 70	261 (-23)	500	\$1,260,000	148	Brandt Snedeker	67 70 68 68	273 (-11)	8	\$18,330	CUT	Rob Oppenheim	66 74	140 (-2)	--	--
2	Patrick Cantlay	66 64 63 68	261 (-23)	300	\$763,000	148	Martin Laird	68 65 71 69	273 (-11)	8	\$18,330	CUT	Harry Higgs	67 73	140 (-2)	--	--
3	Pat Perez	69 64 62 68	263 (-21)	190	\$483,000	148	Chris Stroud	67 68 67 71	273 (-11)	8	\$18,330	CUT	Tom Lewis	72 68	140 (-2)	--	--
T4	Adam Hadwin	67 66 68 63	264 (-20)	115	\$294,583	148	Harold Varner III	68 67 66 72	273 (-11)	8	\$18,330	CUT	Cheng Tsung Pan	68 72	140 (-2)	--	--
T4	Brian Stuard	65 65 67 67	264 (-20)	115	\$294,583	T55	Si Woo Kim	71 64 70 69	274 (-10)	6	\$16,240	CUT	Henrik Norlander	69 71	140 (-2)	--	--
T4	Bryson DeChambeau	66 68 67 63	264 (-20)	115	\$294,583	T55	Bronson Burgoon	66 68 69 71	274 (-10)	6	\$16,240	CUT	Ryan Brehm	71 70	141 (-1)	--	--
T7	Webb Simpson	67 66 64 68	265 (-19)	88	\$227,500	T55	Fabian Gómez	69 67 68 70	274 (-10)	6	\$16,240	CUT	Brooks Koepka	70 71	141 (-1)	--	--
T7	Brian Gay	65 69 64 67	265 (-19)	88	\$227,500	T55	Jim Furyk	68 66 70 70	274 (-10)	6	\$16,240	CUT	Mackenzie Hughes	70 71	141 (-1)	--	--
T9	Lucas Glover	67 63 66 70	266 (-18)	73	\$183,750	T55	Gary Woodland	69 65 71 69	274 (-10)	6	\$16,240	CUT	Bud Cauley	71 70	141 (-1)	--	--
T9	Tony Finau	68 68 62 68	266 (-18)	73	\$183,750	T55	Scott Stallings	67 65 72 70	274 (-10)	6	\$16,240	CUT	Scott Piercy	70 71	141 (-1)	--	--
T9	Joel Dahmen	70 64 67 65	266 (-18)	73	\$183,750	61	Phil Mickelson	65 69 74 67	275 (-9)	5	\$15,750	CUT	Rory Sabbatini	70 71	141 (-1)	--	--
T9	Denny McCarthy	69 66 63 68	266 (-18)	73	\$183,750	62	Nate Lashley	67 68 70 71	276 (-8)	5	\$15,610	CUT	Ryan Armour	70 71	141 (-1)	--	--
T13	Cameron Smith	69 64 69 65	267 (-17)	57	\$137,083	T63	Peter Uihlein	68 69 70 70	277 (-7)	4	\$15,260	CUT	Bill Haas	71 70	141 (-1)	--	--
T13	Luke List	70 66 63 68	267 (-17)	57	\$137,083	T63	John Oda	69 66 74 68	277 (-7)	--	\$15,260	CUT	Michael Kim	71 70	141 (-1)	--	--
T13	Ryan Moore	69 64 65 69	267 (-17)	57	\$137,083	T63	Jason Kokrak	70 67 73 67	277 (-7)	4	\$15,260	CUT	Kramer Hickok	69 72	141 (-1)	--	--
T16	Xinjun Zhang	70 65 67 66	268 (-16)	52	\$117,250	T63	Troy Merritt	66 68 68 75	277 (-7)	4	\$15,260	CUT	J.T. Poston	70 71	141 (-1)	--	--
T16	Hideki Matsuyama	68 67 68 65	268 (-16)	52	\$117,250	67	Chase Koepka	66 69 75 68	278 (-6)	--	\$14,910	CUT	Cameron Champ	70 72	142 (E)	--	--
T18	Chesson Hadley	68 66 69 66	269 (-15)	39	\$75,377	T68	James Hahn	67 69 71 72	279 (-5)	3	\$14,700	CUT	Wyndham Clark	70 72	142 (E)	--	--
T18	Andrew Putnam	68 66 67 68	269 (-15)	39	\$75,377	T68	Charles Howell III	69 68 66 76	279 (-5)	3	\$14,700	CUT	Akshay Bhatia	70 72	142 (E)	--	--
T18	Lanto Griffin	67 65 67 70	269 (-15)	39	\$75,377	70	Keegan Bradley	69 68 69 74	280 (-4)	3	\$14,490	CUT	Morgan Hoffmann	70 72	142 (E)	--	--
T18	Matt Every	70 66 67 66	269 (-15)	39	\$75,377	T71	Danny Lee	69 68 71 73	281 (-3)	3	\$14,280	CUT	Byeong Hun An	68 74	142 (E)	--	--
T18	Adam Schenk	66 69 65 69	269 (-15)	39	\$75,377	T71	Talor Gooch	71 66 73 71	281 (-3)	3	\$14,280	CUT	Brendon Todd	70 72	142 (E)	--	--
T18	Brian Harman	64 71 68 66	269 (-15)	39	\$75,377	73	Bo Hoag	67 70 70 75	282 (-2)	3	\$14,070	CUT	Patrick Rodgers	71 71	142 (E)	--	--
T18	Kristoffer Ventura	69 66 65 69	269 (-15)	39	\$75,377	T74	Scottie Scheffler	67 67 74 75	283 (-1)	3	\$13,860	CUT	Peter Malnati	70 72	142 (E)	--	--
T18	Matthew NeSmith	67 68 65 69	269 (-15)	39	\$75,377	T74	Charley Hoffman	70 67 67 79	283 (-1)	3	\$13,860	CUT	Anirban Lahiri	69 73	142 (E)	--	--
T18	Sam Ryder	65 67 64 73	269 (-15)	39	\$75,377	76	Isiah Salinda	69 68 72 79	288 (+4)	--	\$13,650	CUT	Kyung-Hoon Lee	73 69	142 (E)	--	--
T18	Daniel Berger	66 67 69 67	269 (-15)	39	\$75,377	CUT	Sebastián Muñoz	71 67	138 (-4)	--	--	CUT	Max Homa	76 67	143 (+1)	--	--
T18	Matthew Wolff	67 69 68 65	269 (-15)	39	\$75,377	CUT	Austin Cook	67 71	138 (-4)	--	--	CUT	Sam Burns	71 72	143 (+1)	--	--
T29 (A)	Jack Trent	67 69 66 68	270 (-14)	--	--	CUT	Joaquin Niemann	69 69	138 (-4)	--	--	CUT	Keith Mitchell	76 68	144 (+2)	--	--
T29	Nick Taylor	63 69 69 69	270 (-14)	24	\$43,900	CUT	Abraham Ancer	68 70	138 (-4)	--	--	CUT	Jhonattan Vegas	75 69	144 (+2)	--	--
T29	Ben Taylor	67 67 69 67	270 (-14)	24	\$43,900	CUT	Bubba Watson	70 68	138 (-4)	--	--	CUT	Bo Van Pelt	73 72	145 (+3)	--	--
T29	Matt Jones	68 63 69 70	270 (-14)	24	\$43,900	CUT	Chez Reavie	67 71	138 (-4)	--	--	CUT	Grayson Murray	71 74	145 (+3)	--	--
T29	Beau Hossler	67 65 71 67	270 (-14)	24	\$43,900	CUT	Ted Potter, Jr.	70 68	138 (-4)	--	--	CUT	Lucas Bjerregaard	72 74	146 (+4)	--	--
T29	Kevin Tway	68 69 67 66	270 (-14)	24	\$43,900	CUT	Branden Grace	68 70	138 (-4)	--	--	CUT	Jim Herman	76 70	146 (+4)	--	--
T29	Sung Kang	71 63 68 68	270 (-14)	24	\$43,900	CUT	Emiliano Grillo	68 70	138 (-4)	--	--	CUT	Scott Brown	77 69	146 (+4)	--	--
T29	Brendan Steele	68 69 68 65	270 (-14)	24	\$43,900	CUT	Dylan Frittelli	67 72	139 (-3)	--	--	CUT	Kevin Streelman	70 76	146 (+4)	--	--
T37	Russell Henley	68 68 66 69	271 (-13)	17	\$33,320	CUT	Andrew Landry	68 71	139 (-3)	--	--	CUT	Graham DeLaet	75 72	147 (+5)	--	--
T37	Carlos Ortiz	70 65 67 69	271 (-13)	17	\$33,320	CUT	Roger Sloan	73 66	139 (-3)	--	--	CUT	Michael Thompson	76 71	147 (+5)	--	--
T37	Ryan Palmer	70 66 67 68	271 (-13)	17	\$33,320	CUT	Rod Pampling	67 72	139 (-3)	--	--	CUT	Martin Trainer	74 73	147 (+5)	--	--
T37	Aaron Baddeley	67 69 65 70	271 (-13)	17	\$33,320	CUT	Zach Johnson	70 69	139 (-3)	--	--	CUT	Zac Blair	74 75	149 (+7)	--	--
T37	Maverick McNealy	65 69 69 68	271 (-13)	17	\$33,320	CUT	Cameron Percy	72 67	139 (-3)	--	--	CUT	Satoshi Kodaira	73 77	150 (+8)	--	--
T42	Robby Shelton	69 68 67 68	272 (-12)	12	\$25,550	CUT	Brandon Hagy	71 68	139 (-3)	--	--	CUT	Nelson Ledesma	78 74	152 (+10)	--	--
T42	Mark Hubbard	68 69 66 69	272 (-12)	12	\$25,550	CUT	Michael Hopper	68 71	139 (-3)	--	--	CUT	Kevin Stadler	72 81	153 (+11)	--	--
T42	Doc Redman	70 67 65 70	272 (-12)	12	\$25,550	CUT	J.J. Spaun	69 70	139 (-3)	--	--	CUT	Smylie Kaufman	84 76	160 (+18)	--	--
T42	Collin Morikawa	67 66 67 72	272 (-12)	12	\$25,550	CUT	Aaron Wise	70 69	139 (-3)	--	--						
T42	Adam Scott	66 67 65 74	272 (-12)	12	\$25,550	CUT	Sepp Straka	68 72	140 (-2)	--	--						
T42	Patton Kizzire	66 67 70 69	272 (-12)	12	\$25,550	CUT	Andrew Novak	75 65	140 (-2)	--	--						
T48	Russell Knox	68 67 65 73	273 (-11)	8	\$18,330	CUT	Dylan Wu	66 74	140 (-2)	--	--						
T48	Kyle Stanley	71 66 66 70	273 (-11)	8	\$18,330	CUT	Kurt Kitayama	71 69	140 (-2)	--	--						
T48	John Huh	66 71 68 68	273 (-11)	8	\$18,330	CUT	Nick Watney	68 72	140 (-2)	--	--						

indicates playoff win

## Notes

Bryson DeChambeau collected his fifth PGA TOUR title, and third in a five-start stretch, winning the Shriners Hospitals for Children Open by one stroke over defending champion Patrick Cantlay. DeChambeau's victory came in his 73rd start at the age of 25 years, 1 month, 19 days.

Dating back to the beginning of the 2018 FedExCup Playoffs, Bryson DeChambeau was making his fifth start and earned his third victory in that period (THE NORTHERN TRUST, Dell Technologies Championship, Shriners Hospitals for Children Open). The last player to accomplish the feat was Dustin Johnson, who won the Genesis Open, World Golf Championships-Mexico Championship and WGC-Dell Technologies Match Play in 2017 in consecutive starts.

At the par-5 16th in the final round, Bryson DeChambeau made a 57-foot, 7-inch eagle putt from off the green to take a one-shot lead. The putt will not count officially in the record book as it was from off the green, but for reference, the only longer made putt DeChambeau previously made in his career also came at TPC Summerlin (2016/62'6"/No. 17/R3).

Peter Uihlein led after each of the first two rounds and entered the final round tied for the lead with Bryson DeChambeau, but shot a 4-over 75 to finish T23.

Defending champion Patrick Cantlay finished runner-up in his bid to become the second player to win the event in back-to-back seasons (Jim Furyk, 1998-99). Cantlay's 72-hole score of 264 topped his previous career-best (269/2011 Travelers Championship).

Sam Ryder shot a sub-63 score (62) for the first time in his career in the final round to finish third. Ryder made 15 birdies and no bogeys over his last 28 holes.

In his fourth start at the event, Rickie Fowler collected his second top-10 with a T4 (T4/2018, T7/2009). The top-five was the 38th of Fowler's career in his 217th start.

**WEATHER: Thursday:** Sunny. High of 77. Wind NNE 10-15 mph. Due to darkness, play was suspended at 5:43 p.m. with 20 players left on the course. **Friday:** Round one resumed at 7:13 a.m. and was concluded at 8:20 a.m. The second round began as scheduled at 7 a.m. Sunny. High of 80. Wind ESE 6-12 mph. Due to darkness, play was suspended at 5:52 p.m. with five players left on the course. **Saturday:** The second round resumed at 7:55 a.m. and was concluded at 8:33 a.m. Sunny. High of 77. Wind N 10-15 mph, with gusts to 20 mph. **Sunday:** Sunny. High of 78. Wind E 5-10 mph.

## Tournament Record: 260

Webb Simpson (2014), Ryan Moore (2012)

## TPC Summerlin: 60

Rod Pampling (2017), J.J. Henry (2014)

## Other Course: 59

Chip Beck (1991) - Sunrise GC

## Tournament History

End Date	Purse	Winner	Score	Runner-Up	Earnings	Location (Par/Yards)
<b>Shriners Hospitals for Children Open</b>						
11/4/18	\$7,000,000	Bryson DeChambeau	263 (-21)	Patrick Cantlay - 264 (-20)	\$1,260,000	TPC Summerlin, Las Vegas, NV (71/7,255)
11/5/17	\$6,800,000	Patrick Cantlay *	275 (-9)	Alex Cejka - 275 (-9) Whee Kim - 275 (-9)	\$1,224,000	TPC Summerlin, Las Vegas, NV (71/7,255)
11/6/16	\$6,600,000	Rod Pampling	264 (-20)	Brooks Koepka - 266 (-18)	\$1,188,000	TPC Summerlin, Las Vegas, NV (71/7,255)
10/25/15	\$6,400,000	Smylie Kaufman	268 (-16)	Alex Cejka - 269 (-15) Jason Bohn - 269 (-15) Kevin Na - 269 (-15) Brett Stegmaier - 269 (-15) Patton Kizzire - 269 (-15) Cameron Tringale - 269 (-15)	\$1,152,000	TPC Summerlin, Las Vegas, NV (71/7,255)
10/19/14	\$6,200,000	Ben Martin	264 (-20)	Kevin Streelman - 266 (-18)	\$1,116,000	TPC Summerlin, Las Vegas, NV (71/7,255)
10/20/13	\$6,000,000	Webb Simpson	260 (-24)	Jason Bohn - 266 (-18) Ryo Ishikawa - 266 (-18)	\$1,080,000	TPC Summerlin, Las Vegas, NV (71/7,243)
<b>Justin Timberlake Shriners Hospitals for Children Open</b>						
10/7/12	\$4,500,000	Ryan Moore	260 (-24)	Brendon de Jonge - 261 (-23)	\$810,000	TPC Summerlin, Las Vegas, NV (71/7,243)
10/2/11	\$4,400,000	Kevin Na	261 (-23)	Nick Watney - 263 (-21)	\$792,000	TPC Summerlin, Las Vegas, NV (71/7,243)
10/24/10	\$4,300,000	Jonathan Byrd *	263 (-21)	Cameron Percy - 263 (-21) Martin Laird - 263 (-21)	\$774,000	TPC Summerlin, Las Vegas, NV (71/7,224)
10/18/09	\$4,200,000	Martin Laird *	265 (-19)	Chad Campbell - 265 (-19) George McNeill - 265 (-19)	\$756,000	TPC Summerlin, Las Vegas, NV (71/7,223)
10/19/08	\$4,100,000	Marc Turnesa	263 (-25)	Matt Kuchar - 264 (-24)	\$738,000	TPC Summerlin, Las Vegas, NV (72/7,243)
<b>Frys.com Open benefiting Shriners Hospitals for Children</b>						
10/14/07	\$4,000,000	George McNeill	264 (-23)	D.J. Trahan - 268 (-19)	\$720,000	TPC Summerlin, Las Vegas, NV (72/7,243) TPC Canyons, Las Vegas, NV (71/7,063)
<b>Frys.com Open</b>						
10/15/06	\$4,000,000	Troy Matteson	265 (-22)	Daniel Chopra - 266 (-21) Ben Crane - 266 (-21)	\$720,000	TPC Summerlin, Las Vegas, NV (72/7,243) TPC Canyons, Las Vegas, NV (71/7,063)
<b>Michelin Championship at Las Vegas</b>						
10/16/05	\$4,000,000	Wes Short, Jr. *	266 (-21)	Jim Furyk - 266 (-21)	\$720,000	TPC Summerlin, Las Vegas, NV (72/7,243) TPC Canyons, Las Vegas, NV (71/7,063)
10/10/04	\$4,000,000	Andre Stolz	266 (-21)	Tom Lehman - 267 (-20) Harrison Frazer - 267 (-20) Tag Ridings - 267 (-20)	\$720,000	TPC Summerlin, Las Vegas, NV (72/7,243) TPC Canyons, Las Vegas, NV (71/7,063) Bear's Best, Las Vegas, NV (72/7,219)
<b>Las Vegas Invitational</b>						
10/12/03	\$4,000,000	Stuart Appleby *	328 (-31)	Scott McCarron - 328 (-31)	\$720,000	TPC Summerlin, Las Vegas, NV (72/7,243) TPC Canyons, Las Vegas, NV (71/7,063) Southern Highlands GC, Las Vegas, NV (72/7,465)
<b>Invensys Classic at Las Vegas</b>						
10/13/02	\$5,000,000	Phil Tataurangi	330 (-29)	Jeff Sluman - 331 (-28) Stuart Appleby - 331 (-28)	\$900,000	TPC Summerlin, Las Vegas, NV (72/7,243) TPC Canyons, Las Vegas, NV (71/7,019) Southern Highlands GC, Las Vegas, NV (72/7,247)
10/14/01	\$4,500,000	Bob Estes	329 (-30)	Tom Lehman - 330 (-29) Rory Sabbatini - 330 (-29)	\$810,000	TPC Summerlin, Las Vegas, NV (72/7,243) TPC Canyons, Las Vegas, NV (71/7,019) Southern Highlands GC, Las Vegas, NV (72/7,247)
10/15/00	\$4,250,000	Billy Andrade	332 (-28)	Phil Mickelson - 333 (-27)	\$765,000	TPC Summerlin, Las Vegas, NV (72/7,243) Desert Inn CC, Las Vegas, NV (72/7,193) Southern Highlands GC, Las Vegas, NV (72/7,247)
<b>Las Vegas Invitational</b>						
10/17/99	\$2,500,000	Jim Furyk	331 (-29)	Jonathan Kaye - 332 (-28)	\$450,000	TPC Summerlin, Las Vegas, NV (72/7,243) Desert Inn CC, Las Vegas, NV (72/7,193) Las Vegas CC, Las Vegas, NV (72/7,036)
10/18/98	\$2,000,000	Jim Furyk	335 (-25)	Mark Calcavecchia - 336 (-24)	\$360,000	TPC Summerlin, Las Vegas, NV (72/7,243) Desert Inn CC, Las Vegas, NV (72/7,200) Las Vegas Hilton CC, Las Vegas, NV (72/7,164)
10/26/97	\$1,800,000	Bill Glasson	340 (-20)	David Edwards - 341 (-19) Billy Mayfair - 341 (-19)	\$324,000	TPC Summerlin, Las Vegas, NV (72/7,243) Desert Inn CC, Las Vegas, NV (72/7,200) Las Vegas Hilton CC, Las Vegas, NV (72/7,164)
10/6/96	\$1,650,000	Tiger Woods *	332 (-27)	Davis Love III - 332 (-27)	\$297,000	TPC Summerlin, Las Vegas, NV (72/7,243) Desert Inn CC, Las Vegas, NV (72/7,095) Las Vegas Hilton CC, Las Vegas, NV (71/6,815)
10/15/95	\$1,500,000	Jim Furyk	331 (-28)	Billy Mayfair - 332 (-27)	\$270,000	TPC Summerlin, Las Vegas, NV (72/7,243) Las Vegas CC, Las Vegas, NV (72/7,164) Las Vegas Hilton CC, Las Vegas, NV (71/6,418)
10/23/94	\$1,500,000	Bruce Lietzke	332 (-27)	Robert Gamez - 333 (-26)	\$270,000	Las Vegas CC, Las Vegas, NV (72/7,164) TPC Summerlin, Las Vegas, NV (72/7,243) Las Vegas Hilton CC, Las Vegas, NV (71/6,418)
10/24/93	\$1,400,000	Davis Love III	331 (-29)	Craig Stadler - 339 (-21)	\$252,000	Las Vegas CC, Las Vegas, NV (72/7,164) TPC Summerlin, Las Vegas, NV (72/7,243) Desert Inn CC, Las Vegas, NV (72/7,111)
10/11/92	\$1,300,000	John Cook	334 (-26)	David Frost - 336 (-24)	\$234,000	Las Vegas CC, Las Vegas, NV (72/7,168) TPC Summerlin, Las Vegas, NV (72/7,243) Desert Inn CC, Las Vegas, NV (72/7,011)
10/13/91	\$1,500,000	Andrew Magee *	329 (-31)	D.A. Weirbring - 329 (-31)	\$270,000	Las Vegas CC, Las Vegas, NV (72/7,169) Desert Inn CC, Las Vegas, NV (72/7,111) Sunrise GC, Las Vegas, NV (72/6,914)
10/14/90	\$1,300,000	Bob Tway *	334 (-26)	John Cook - 334 (-26)	\$234,000	Las Vegas CC, Las Vegas, NV (72/7,169) Spanish Trail G&CC, Las Vegas, NV (72/7,107) Desert Inn CC, Las Vegas, NV (72/7,111)
4/30/89	\$1,300,000	Scott Hoch *	336 (-24)	Robert Wrenn - 336 (-24)	\$225,000	Las Vegas CC, Las Vegas, NV (72/7,162) Spanish Trail G&CC, Las Vegas, NV (72/7,098) Desert Inn CC, Las Vegas, NV (72/7,102)
<b>Panasonic Las Vegas Invitational</b>						
5/8/88	\$1,388,889	Gary Koch	274 (-14)	Peter Jacobsen - 275 (-13) Mark O'Meara - 275 (-13)	\$250,000	Las Vegas CC, Las Vegas, NV (72/7,162) Spanish Trail G&CC, Las Vegas, NV (72/7,098) Desert Inn CC, Las Vegas, NV (72/7,111)
5/3/87	\$1,250,000	Paul Azinger	271 (-17)	Hal Sutton - 272 (-16)	\$225,000	Las Vegas CC, Las Vegas, NV (72/7,164) Spanish Trail G&CC, Las Vegas, NV (72/7,088) Desert Inn CC, Las Vegas, NV (72/7,111)
5/4/86	\$1,150,000	Greg Norman	333 (-27)	Dan Pohl - 340 (-20)	\$207,000	Las Vegas CC, Las Vegas, NV (72/7,164) Spanish Trail G&CC, Las Vegas, NV (72/7,088) Desert Inn CC, Las Vegas, NV (72/7,111)
3/24/85	\$950,000	Curtis Strange	338 (-17)	Mike Smith - 339 (-16)	\$171,000	Las Vegas CC, Las Vegas, NV (71/7,164) Desert Inn CC, Las Vegas, NV (72/7,111) Tropicana CC, (70/6,481)
9/23/84	\$1,122,500	Denis Watson	341 (-15)	Andy Bean - 342 (-14)	\$162,000	Las Vegas CC, Las Vegas, NV (71/7,164) Desert Inn CC, Las Vegas, NV (72/7,111) Showboat CC, (72/7,045) Tropicana CC, (70/6,481)
<b>Panasonic Las Vegas Pro Celebrity Classic</b>						
9/18/83	\$750,000	Fuzzy Zoeller	340 (-18)	Rex Caldwell - 344 (-14)	\$135,000	Las Vegas CC, Las Vegas, NV (71/7,164) Dunes CC, (72/7,240) Desert Inn CC, Las Vegas, NV (72/7,111) Showboat CC, (72/7,045)

\* indicates playoff

# Houston Open

Humble, Texas • March 29-1, 2018

GC of Houston

Par/Yards: 36-36--72 | 7,441



PGA TOUR event 5 of 49

FedExCup Points (first): 500

Purse: \$7,000,000



**Winner (playoff): Ian Poulter**

FedExCup Points: 500

73-64-65-67 269 (-19) | \$1,260,000

## Leaders

### Round 1

Paul Dunne	64 (-8)
Lucas Glover	65 (-7)
Kevin Tway	65 (-7)
Beau Hossler	65 (-7)
Ryan Armour	66 (-6)
Rod Pampling	66 (-6)
Rickie Fowler	66 (-6)
Sam Ryder	66 (-6)
Julian Suri	66 (-6)
<b>Ian Poulter</b>	<b>73 (+1)</b>

### Round 2

Beau Hossler	133 (-11)
Rickie Fowler	134 (-10)
Sam Ryder	134 (-10)
Nicholas Lindheim	134 (-10)
Abraham Ancer	134 (-10)
<b>Ian Poulter</b>	<b>137 (-7)</b>

### Round 3

<b>Ian Poulter</b>	<b>202 (-14)</b>
Beau Hossler	202 (-14)
Greg Chalmers	204 (-12)
Emiliano Grillo	204 (-12)
Kevin Tway	204 (-12)
Paul Dunne	204 (-12)

## Order of Finish (cut: 36 HOLES: 90 professionals at -3 (141) or better. 54 HOLES: 75 professionals at -3 (213) or better.)

Pos	Player	Scores	Total	FedExCup Points	Earnings	Pos	Player	Scores	Total	FedExCup Points	Earnings	Pos	Player	Scores	Total	FedExCup Points	Earnings
1	Ian Poulter *	73 64 65 67	269 (-19)	500	\$1,260,000	T43	Hunter Mahan	71 69 70 70	280 (-8)	10	\$20,860	CUT	William McGirt	71 71	142 (-2)	--	--
2	Beau Hossler	65 68 69 67	269 (-19)	300	\$756,000	T52	Bobby Gates	70 71 70 70	281 (-7)	--	\$16,083	CUT	Chez Reavie	70 72	142 (-2)	--	--
T3	Emiliano Grillo	69 68 67 68	272 (-16)	163	\$406,000	T52	Justin Rose	68 69 72 72	281 (-7)	6	\$16,083	CUT	Brice Garnett	71 71	142 (-2)	--	--
T3	Jordan Spieth	68 67 71 66	272 (-16)	163	\$406,000	T52	Steve Han	71 70 71 69	281 (-7)	--	\$16,083	CUT	Derek Fathauer	73 70	143 (-1)	--	--
5	Sam Ryder	66 68 71 68	273 (-15)	110	\$280,000	T52	Matt Jones	70 71 72 68	281 (-7)	6	\$16,083	CUT	Russell Knox	71 72	143 (-1)	--	--
T6	Keith Mitchell	67 71 67 69	274 (-14)	95	\$243,250	T52	Johnson Wagner	71 67 71 72	281 (-7)	6	\$16,083	CUT	J.J. Henry	68 75	143 (-1)	--	--
T6	Henrik Stenson	68 68 69 69	274 (-14)	95	\$243,250	T52	Thomas Pieters	69 72 70 70	281 (-7)	6	\$16,083	CUT	Chris Kirk	70 73	143 (-1)	--	--
T8	Matt Kuchar	68 68 69 70	275 (-13)	73	\$182,000	T52	Tyler Duncan	68 72 71 70	281 (-7)	6	\$16,083	CUT	Peter Uihlein	72 71	143 (-1)	--	--
T8	Matt Every	67 70 72 66	275 (-13)	73	\$182,000	T52	Byeong Hun An	69 72 71 69	281 (-7)	6	\$16,083	CUT	Shubhankar Sharma	73 70	143 (-1)	--	--
T8	Russell Henley	69 71 70 65	275 (-13)	73	\$182,000	T60	Brandon Harkins	70 71 70 71	282 (-6)	5	\$15,190	CUT	Peter Malnati	72 71	143 (-1)	--	--
T8	Julian Suri	66 69 73 67	275 (-13)	--	\$182,000	T60	Adam Schenk	70 69 73 70	282 (-6)	5	\$15,190	CUT	Andrew Loupe	69 74	143 (-1)	--	--
T8	Abraham Ancer	68 66 72 69	275 (-13)	73	\$182,000	T60	Seamus Power	67 72 74 69	282 (-6)	5	\$15,190	CUT	Dylan Frittelli	71 72	143 (-1)	--	--
T8	Paul Dunne	64 71 69 71	275 (-13)	--	\$182,000	T60	Tom Hoge	68 73 68 73	282 (-6)	5	\$15,190	CUT	D.A. Points	69 74	143 (-1)	--	--
T14	Grayson Murray	67 69 72 68	276 (-12)	54	\$122,500	T64	Chad Campbell	69 71 73 70	283 (-5)	4	\$14,630	CUT	Chris Stroud	71 73	144 (E)	--	--
T14	Shane Lowry	68 68 71 69	276 (-12)	54	\$122,500	T64	Sean O'Hair	71 68 74 70	283 (-5)	4	\$14,630	CUT	Xinjun Zhang	75 69	144 (E)	--	--
T14	Nicholas Lindheim	68 66 73 69	276 (-12)	54	\$122,500	T64	Jason Dufner	71 67 71 74	283 (-5)	4	\$14,630	CUT	Jonas Blixt	70 74	144 (E)	--	--
T14	Michael Thompson	67 71 70 68	276 (-12)	54	\$122,500	T64	Danny Lee	68 70 70 75	283 (-5)	4	\$14,630	CUT	Jon Curran	69 75	144 (E)	--	--
T18	Chesson Hadley	68 68 69 72	277 (-11)	44	\$88,200	T68	Dawie van der Walt	70 69 69 76	284 (-4)	--	\$14,210	CUT	Zach Cabra	73 71	144 (E)	--	--
T18	Robert Garrigus	69 69 67 72	277 (-11)	44	\$88,200	T68	Tom Lovelady	70 69 70 75	284 (-4)	3	\$14,210	CUT	Ryan Baca	70 75	145 (+1)	--	--
T18	Charles Howell III	71 67 70 69	277 (-11)	44	\$88,200	T70	Rory Sabbatini	69 71 71 74	285 (-3)	3	\$13,930	CUT	K.J. Choi	74 71	145 (+1)	--	--
T18	Nate Lashley	70 69 68 70	277 (-11)	44	\$88,200	T70	Greg Chalmers	67 72 65 81	285 (-3)	3	\$13,930	CUT	Ryan Palmer	72 73	145 (+1)	--	--
T18	Bud Cauley	67 69 71 70	277 (-11)	44	\$88,200	T72	Ernie Els	70 71 71 74	286 (-2)	3	\$13,650	CUT	Geoff Ogilvy	70 75	145 (+1)	--	--
T18	Daniel Berger	69 72 68 68	277 (-11)	44	\$88,200	T72	Sam Saunders	70 66 75 75	286 (-2)	3	\$13,650	CUT	Nick Taylor	73 73	146 (+2)	--	--
T24	Bronson Burgoon	67 68 75 68	278 (-10)	32	\$54,163	74	Aaron Baddeley	71 68 74 74	287 (-1)	3	\$13,440	CUT	Lanto Griffin	71 75	146 (+2)	--	--
T24	Jamie Lovemark	69 69 71 69	278 (-10)	32	\$54,163	75	Ethan Tracy	70 67 73 78	288 (E)	3	\$13,300	CUT	Mackenzie Hughes	69 77	146 (+2)	--	--
T24	Tony Finau	70 70 69 69	278 (-10)	32	\$54,163	T76	Joel Dahmen	68 71 75	214 (-2)	2	\$12,950	CUT	Ryan Blaum	70 76	146 (+2)	--	--
T24	Scott Piercy	68 70 70 70	278 (-10)	32	\$54,163	T76	Bill Haas	68 72 74	214 (-2)	2	\$12,950	CUT	Patrick Rodgers	74 72	146 (+2)	--	--
T24	Luke List	68 68 70 72	278 (-10)	32	\$54,163	T76	Jonathan Byrd	69 70 75	214 (-2)	2	\$12,950	CUT	Corey Connors	73 73	146 (+2)	--	--
T24	Phil Mickelson	68 71 72 67	278 (-10)	32	\$54,163	T76	Scott Brown	71 70 73	214 (-2)	2	\$12,950	CUT	Robert Streb	70 76	146 (+2)	--	--
T24	Martin Piller	68 73 70 67	278 (-10)	32	\$54,163	T80	Scott Stallings	73 68 74	215 (-1)	2	\$12,320	CUT	Whee Kim	69 77	146 (+2)	--	--
T24	Shawn Stefani	67 69 70 72	278 (-10)	32	\$54,163	T80	Jason Kokrak	67 74 74	215 (-1)	2	\$12,320	CUT	Martin Kaymer	70 77	147 (+3)	--	--
T32	Rob Oppenheim	69 72 72 66	279 (-9)	19	\$34,809	T80	Ben Silverman	73 68 74	215 (-1)	2	\$12,320	CUT	Brian Stuart	74 73	147 (+3)	--	--
T32	J.B. Holmes	73 68 68 70	279 (-9)	19	\$34,809	T80	Lee Westwood	69 70 76	215 (-1)	--	\$12,320	CUT	Cameron Tringale	73 74	147 (+3)	--	--
T32	Lucas Glover	65 73 72 69	279 (-9)	19	\$34,809	T80	Kelly Kraft	70 71 74	215 (-1)	2	\$12,320	CUT	Bob Estes	75 72	147 (+3)	--	--
T32	Tyrone Van Aswegen	72 68 71 68	279 (-9)	19	\$34,809	T85	Richy Werenski	70 71 75	216 (E)	1	\$11,830	CUT	Retief Goosen	70 78	148 (+4)	--	--
T32	Nick Watney	71 69 69 70	279 (-9)	19	\$34,809	T85	Fabian Gomez	68 73 75	216 (E)	1	\$11,830	CUT	Talor Gooch	73 75	148 (+4)	--	--
T32	Kevin Tway	65 70 69 75	279 (-9)	19	\$34,809	T87	Jhonattan Vegas	71 68 78	217 (+1)	1	\$11,550	CUT	Rafa Cabrera Bello	71 77	148 (+4)	--	--
T32	James Hahn	69 67 73 70	279 (-9)	19	\$34,809	T87	Brandt Snedeker	67 73 77	217 (+1)	1	\$11,550	CUT	Yuta Ikeda	75 73	148 (+4)	--	--
T32	Aaron Wise	69 69 71 70	279 (-9)	19	\$34,809	89	Padraig Harrington	67 73 79	219 (+3)	1	\$11,340	CUT	Camilo Villegas	73 75	148 (+4)	--	--
T32	Andrew Putnam	71 69 69 70	279 (-9)	19	\$34,809	90	Dominic Bozzelli	72 69 79	220 (+4)	1	\$11,200	CUT	Martin Flores	75 74	149 (+5)	--	--
T32	John Huh	70 67 70 72	279 (-9)	19	\$34,809	CUT	Michael Kim	71 71	142 (-2)	--	--	CUT	Jonathan Randolph	74 76	150 (+6)	--	--
T32	Roberto Diaz	68 69 72 70	279 (-9)	19	\$34,809	CUT	Stephan Jaeger	68 74	142 (-2)	--	--	CUT	Smylee Kaufman	75 78	153 (+9)	--	--
T43	Keegan Bradley	68 71 70 71	280 (-8)	10	\$20,860	CUT	Harold Varner III	68 74	142 (-2)	--	--	CUT	JJ Wood	79 75	154 (+10)	--	--
T43	Denny McCarthy	68 73 71 68	280 (-8)	10	\$20,860	CUT	Blayne Barber	71 71	142 (-2)	--	--	W/D	Sung Kang	72	72 (E)	--	--
T43	Troy Merritt	69 69 72 70	280 (-8)	10	\$20,860	CUT	Harris English	72 70	142 (-2)	--	--						
T43	Rickie Fowler	66 68 73 73	280 (-8)	10	\$20,860	CUT	Rod Pampling	66 76	142 (-2)	--	--						
T43	Brett Stegmaier	67 69 74 70	280 (-8)	10	\$20,860	CUT	Cody Gribble	71 71	142 (-2)	--	--						
T43	Kevin Streelman	68 72 69 71	280 (-8)	10	\$20,860	CUT	Steve Stricker	67 75	142 (-2)	--	--						
T43	Ryan Armour	66 70 72 72	280 (-8)	10	\$20,860	CUT	Alex Cejka	70 72	142 (-2)	--	--						
T43	Ben Crane	72 67 72 69	280 (-8)	10	\$20,860	CUT	Cheng Tsung Pan	69 73	142 (-2)	--	--						

indicates playoff win

## Notes

After making a 19-foot, 6-inch birdie putt at the 72nd hole to force a playoff, England's Ian Poulter defeated Beau Hossler with a par on the first extra hole to win the Houston Open. Poulter's third career victory came at the age of 42 years, 2 months, 22 days.

The playoff at the Houston Open marked the ninth of the 2017-18 PGA TOUR Season and first since Phil Mickelson won the World Golf Championships-Mexico Championship.

Ian Poulter became the fifth different winner of the season in his 40s, joining Pat Perez (CIMB Classic), Ryan Armour (Sanderson Farms Championship), Phil Mickelson (WGC-Mexico Championship) and Paul Casey (Valspar Championship). By comparison, there was a total of five during the 2016-17 season.

Making his third start in the Houston Open (2006/T21, 2014/MC, 2018/Won), Ian Poulter played 49 holes without a bogey from the 14th hole in round one through No. 8 in the final round.

One year after finishing T39 as a sponsor exemption, Beau Hossler made four consecutive birdies during the final round on Nos. 12-15 to seize the lead. On the first extra hole, No. 18, Hossler hit his third shot from a bunker into a water hazard, eventually making triple bogey. The runner-up was Hossler's best finish in 26 career PGA TOUR starts.

In his sixth Houston Open start, Jordan Spieth sank a 29-foot par putt on the 72nd hole for a final-round 66 and a share of third place. Spieth previously missed two cuts at the event (2014, 2017) but followed each with a top-five (T2/2015, T3/2018).

Defending Houston Open champion Russell Henley made eight birdies in the final round to close with a 7-under 65 to finish T8. In relation to par, Henley's 65 marked his lowest score on TOUR since posting the same number in the final round of the 2017 Houston Open.

Michael Thompson began the 2017-18 PGA TOUR Season on a Top Finishers from the Korn Ferry Tour Medical, where he had six starts available to earn 87 FedExCup points (coupled with his 278 from 2016-17) to equal No. 125 from the 2016-17 FedExCup points list (365 points). With the Houston Open representing his sixth and final opportunity, Thompson came into the week three points shy, but finished T14, earning 54 points to retain his exempt status through the remainder of the season.

**WEATHER: Thursday** : Due to heavy thunderstorms overnight into **Thursday**, which produced 2.3 inches of rain, the start to round one was delayed two hours and began at 9:20 a.m. CT. Partly cloudy. High of 84. Wind SW 5-10 mph. Due to darkness, play was suspended for the day at 7:40 p.m., with 33 players remaining on the course. **Friday** : Round one resumed at 7:20 a.m. and concluded at 8:47 a.m. Round two began as scheduled at 7:20 a.m. Sunny. High of 79. Wind NE 8-16 mph. **Saturday** : Sunny. High of 81. Wind SE 10-20 mph. **Sunday** : Mostly cloudy. High of 83. Wind SE 10-20 mph.

## Tournament Record: 266

Vijay Singh (2002), Curtis Strange (1980), Lee Trevino (1980)

## GC of Houston: 63

Sung Kang (2017), Scott Piercy (2015), Jimmy Walker (2011), Phil Mickelson (2011), Adam Scott (2008), Johnson Wagner (2008)

## Other Course: 62

Fred Funk (1992) - TPC Woodlands, Ron Streck (1981) - Woodlands CC

# Tournament History

End Date	Purse	Winner	Score	Runner-Up	Earnings	Location (Par/Yards)
<b>Houston Open</b>						
4/1/18	\$7,000,000	Ian Poulter *	269 (-19)	Beau Hossler - 269 (-19)	\$1,260,000	GC of Houston, Humble, TX (72/7,441)
<b>Shell Houston Open</b>						
4/2/17	\$7,000,000	Russell Henley	268 (-20)	Sung Kang - 271 (-17)	\$1,260,000	GC of Houston, Humble, TX (72/7,441)
4/3/16	\$6,800,000	Jim Herman	273 (-15)	Henrik Stenson - 274 (-14)	\$1,224,000	GC of Houston, Humble, TX (72/7,441)
4/5/15	\$6,600,000	J.B. Holmes *	272 (-16)	Johnson Wagner - 272 (-16) Jordan Spieth - 272 (-16)	\$1,188,000	GC of Houston, Humble, TX (72/7,441)
4/6/14	\$6,400,000	Matt Jones *	273 (-15)	Matt Kuchar - 273 (-15)	\$1,152,000	GC of Houston, Humble, TX (72/7,441)
3/31/13	\$6,200,000	D.A. Points	272 (-16)	Henrik Stenson - 273 (-15) Billy Horschel - 273 (-15)	\$1,116,000	Redstone GC (Tournament), Humble, TX (72/7,441)
4/1/12	\$6,000,000	Hunter Mahan	272 (-16)	Carl Pettersson - 273 (-15)	\$1,080,000	Redstone GC (Tournament), Humble, TX (72/7,457)
4/3/11	\$5,900,000	Phil Mickelson	268 (-20)	Scott Verplank - 271 (-17) Chris Kirk - 271 (-17)	\$1,062,000	Redstone GC (Tournament), Humble, TX (72/7,457)
4/4/10	\$5,800,000	Anthony Kim *	276 (-12)	Vaughn Taylor - 276 (-12)	\$1,044,000	Redstone GC (Tournament), Humble, TX (72/7,457)
4/5/09	\$5,700,000	Paul Casey *	277 (-11)	J.B. Holmes - 277 (-11)	\$1,026,000	Redstone GC (Tournament), Humble, TX (72/7,457)
4/6/08	\$5,600,000	Johnson Wagner	272 (-16)	Chad Campbell - 274 (-14) Geoff Ogilvy - 274 (-14)	\$1,008,000	Redstone GC (Tournament), Humble, TX (72/7,457)
4/1/07	\$5,500,000	Adam Scott	271 (-17)	Stuart Appleby - 274 (-14) Bubba Watson - 274 (-14)	\$990,000	Redstone GC (Tournament), Humble, TX (72/7,457)
4/23/06	\$5,500,000	Stuart Appleby	269 (-19)	Bob Estes - 275 (-13)	\$990,000	Redstone GC (Tournament), Humble, TX (72/7,457)
4/24/05	\$5,000,000	Vijay Singh *	275 (-13)	John Daly - 275 (-13)	\$900,000	Redstone GC (Fall Creek), Humble, TX (72/7,508)
4/25/04	\$5,000,000	Vijay Singh	277 (-11)	Scott Hoch - 279 (-9)	\$900,000	Redstone GC (Fall Creek), Humble, TX (72/7,508)
4/27/03	\$4,500,000	Fred Couples	267 (-21)	Mark Calcavecchia - 271 (-17) Stuart Appleby - 271 (-17) Hank Kuehne - 271 (-17)	\$810,000	Redstone GC (Fall Creek), Humble, TX (72/7,508)
3/31/02	\$4,000,000	Vijay Singh	266 (-22)	Darren Clarke - 272 (-16)	\$720,000	TPC Woodlands, The Woodlands, TX (72/7,018)
4/22/01	\$3,400,000	Hal Sutton	278 (-10)	Lee Janzen - 281 (-7) Joe Durant - 281 (-7)	\$612,000	TPC Woodlands, The Woodlands, TX (72/7,018)
4/30/00	\$2,800,000	Robert Allenby *	275 (-13)	Craig Stadler - 275 (-13)	\$504,000	TPC Woodlands, The Woodlands, TX (72/7,018)
5/2/99	\$2,500,000	Stuart Appleby	279 (-9)	John Cook - 280 (-8) Hal Sutton - 280 (-8)	\$450,000	TPC Woodlands, The Woodlands, TX (72/7,042)
5/3/98	\$2,000,000	David Duval	276 (-12)	Jeff Maggert - 277 (-11)	\$360,000	TPC Woodlands, The Woodlands, TX (72/7,042)
5/4/97	\$1,600,000	Phil Blackmar *	276 (-12)	Kevin Sutherland - 276 (-12)	\$288,000	TPC Woodlands, The Woodlands, TX (72/7,042)
5/5/96	\$1,500,000	Mark Brooks *	274 (-14)	Jeff Maggert - 274 (-14)	\$270,000	TPC Woodlands, The Woodlands, TX (72/7,042)
4/30/95	\$1,400,000	Payne Stewart *	276 (-12)	Scott Hoch - 276 (-12)	\$252,000	TPC Woodlands, The Woodlands, TX (72/7,042)
5/1/94	\$1,300,000	Mike Heinen	272 (-16)	Tom Kite - 275 (-13) Jeff Maggert - 275 (-13) Hal Sutton - 275 (-13)	\$234,000	TPC Woodlands, The Woodlands, TX (72/7,042)
5/2/93	\$1,300,000	Jim McGovern *	199 (-17)	John Huston - 199 (-17)	\$234,000	TPC Woodlands, The Woodlands, TX (72/7,042)
5/3/92	\$1,200,000	Fred Funk	272 (-16)	Kirk Triplett - 274 (-14)	\$216,000	TPC Woodlands, The Woodlands, TX (72/7,042)
<b>Independent Insurance Agent Open</b>						
10/27/91	\$800,000	Fulton Allem	273 (-15)	Billy Ray Brown - 274 (-14) Mike Hulbert - 274 (-14) Tom Kite - 274 (-14)	\$144,000	TPC Woodlands, The Woodlands, TX (72/7,042)
4/1/90	\$1,000,000	Tony Sills *	204 (-12)	Gil Morgan - 204 (-12)	\$180,000	TPC Woodlands, The Woodlands, TX (72/7,042)
4/2/89	\$800,000	Mike Sullivan	280 (-8)	Craig Stadler - 281 (-7)	\$144,000	TPC Woodlands, The Woodlands, TX (72/7,042)
5/1/88	\$700,000	Curtis Strange *	270 (-18)	Greg Norman - 270 (-18)	\$126,000	TPC Woodlands, The Woodlands, TX (72/7,042)
<b>Big "I" Houston Open</b>						
4/26/87	\$600,000	Jay Haas *	276 (-12)	Buddy Gardner - 276 (-12)	\$108,000	TPC Woodlands, The Woodlands, TX (72/7,042)
<b>Houston Open</b>						
4/27/86	\$500,000	Curtis Strange *	274 (-14)	Calvin Peete - 274 (-14)	\$90,000	TPC Woodlands, The Woodlands, TX (72/7,045)
4/28/85	\$500,000	Raymond Floyd	277 (-11)	David Frost - 278 (-10) Bob Lohr - 278 (-10)	\$90,000	TPC Woodlands, The Woodlands, TX (72/7,042)
<b>Houston Coca-Cola Open</b>						
4/29/84	\$500,000	Corey Pavin	274 (-10)	Buddy Gardner - 275 (-9)	\$90,000	Woodlands CC, The Woodlands, TX (71/7,031)
5/8/83	\$400,000	David Graham	275 (-9)	Lee Elder - 280 (-4) Jim Thorpe - 280 (-4) Lee Trevino - 280 (-4)	\$72,000	Woodlands CC, The Woodlands, TX (71/7,031)
<b>Michelob-Houston Open</b>						
5/9/82	\$350,000	Ed Sneed *	275 (-9)	Bob Shearer - 275 (-9)	\$63,000	Woodlands CC, The Woodlands, TX (71/7,031)
5/3/81	\$267,461	Ron Streck	198 (-15)	Hale Irwin - 201 (-12) Jerry Pate - 201 (-12)	\$47,250	Woodlands CC, The Woodlands, TX (71/7,071)
5/4/80	\$350,000	Curtis Strange *	266 (-18)	Lee Trevino - 266 (-18)	\$63,000	Woodlands CC, The Woodlands, TX (71/6,918)
<b>Houston Open</b>						
5/6/79	\$300,000	Wayne Levi	268 (-16)	Michael Brannan - 270 (-14)	\$54,000	Woodlands CC, The Woodlands, TX (71/6,918)
4/23/78	\$200,000	Gary Player	270 (-14)	Andy Bean - 271 (-13)	\$40,000	Woodlands CC, The Woodlands, TX (71/6,997)
5/1/77	\$200,000	Gene Littler	276 (-8)	Lanny Wadkins - 279 (-5)	\$40,000	Woodlands CC, The Woodlands, TX (71/6,997)
5/2/76	\$200,000	Lee Elder	278 (-6)	Forrest Fezler - 279 (-5)	\$40,000	Woodlands CC, The Woodlands, TX (71/6,997)
5/4/75	\$150,000	Bruce Crampton	273 (-11)	Gil Morgan - 275 (-9)	\$30,000	Woodlands CC, The Woodlands, TX (71/6,929)
5/12/74	\$150,000	Dave Hill	276 (-12)	Rod Curl - 277 (-11) Steve Melnyk - 277 (-11) Andy North - 277 (-11)	\$30,000	Quail Valley GC, Missouri City, TX (72/6,905)
5/6/73	\$205,000	Bruce Crampton	277 (-11)	Dave Stockton - 278 (-10)	\$41,000	Quail Valley GC, Missouri City, TX (72/6,905)
5/7/72	\$125,000	Bruce Devlin	278 (-10)	Tommy Aaron - 280 (-8) Lou Graham - 280 (-8) Doug Sanders - 280 (-8)	\$25,000	Westwood CC, Houston, TX (72/6,998)
<b>Houston Champions International</b>						
5/16/71	\$125,000	Hubert Green *	280 (-4)	Don January - 280 (-4)	\$25,000	Champions GC, Houston, TX (71/7,166)
5/10/70	\$115,000	Gibby Gilbert *	282 (-2)	Bruce Crampton - 282 (-2)	\$23,000	Champions GC, Houston, TX (71/7,166)
5/5/68	\$100,000	Roberto De Vicenzo	274 (-10)	Lee Trevino - 275 (-9)	\$20,000	Champions GC, Houston, TX (71/7,166)
5/7/67	\$115,000	Frank Beard	274 (-10)	Arnold Palmer - 275 (-9)	\$23,000	Champions GC, Houston, TX (71/7,166)
11/20/66	\$110,000	Arnold Palmer	275 (-9)	Gardner Dickinson - 276 (-8)	\$21,000	Champions GC, Houston, TX (71/7,166)
<b>Houston Classic</b>						
4/18/65	\$75,000	Bobby Nichols	273 (-11)	Bruce Devlin - 274 (-10) Chi Chi Rodriguez - 274 (-10)	\$12,000	Sharpstown CC, Houston, TX (71/7,021)
4/19/64	\$57,500	Mike Souchak	278 (-6)	Jack Nicklaus - 279 (-5)	\$7,619.05	Sharpstown CC, Houston, TX (71/7,021)
4/21/63	\$50,000	Bob Charles	268 (-16)	Fred Hawkins - 269 (-15)	\$9,000	Memorial Park GC, Houston, TX (71/7,021)
4/22/62	\$53,420	Bobby Nichols *	278 (-6)	Jack Nicklaus - 278 (-6) Dan Sikes - 278 (-6)	\$9,000	Memorial Park GC, Houston, TX (71/7,021)
4/23/61	\$43,570	Jay Hebert *	276 (-8)	Ken Venturi - 276 (-8)	\$7,000	Memorial Park GC, Houston, TX (71/7,021)
5/2/60	\$36,440	Bill Collins *	280 (-4)	Arnold Palmer - 280 (-4)	\$5,300	Memorial Park GC, Houston, TX (71/7,021)
4/19/59	\$3,000	Jack Burke, Jr. *	277 (-7)	Julius Boros - 277 (-7)	\$4,300	Memorial Park GC, Houston, TX (71/7,021)
<b>Houston Open</b>						
2/24/58	\$30,000	Ed Oliver	281 (-3)	Jay Hebert - 282 (-2) Roberto De Vicenzo - 282 (-2)	\$4,300	Memorial Park GC, Houston, TX (71/7,021)
2/25/57	\$37,100	Arnold Palmer	279 (-5)	Doug Ford - 280 (-4)	\$7,500	Memorial Park GC, Houston, TX (71/7,021)
2/26/56	\$30,000	Ted Kroll	277 (-7)	Dave Douglas - 280 (-4) Jack Burke, Jr. - 280 (-4)	\$6,000	Memorial Park GC, Houston, TX (71/7,021)
2/27/55	\$30,000	Mike Souchak	273 (-11)	Jerry Barber - 275 (-9)	\$6,000	Memorial Park GC, Houston, TX (71/7,021)
3/7/54	\$30,000	Dave Douglas	277 (-7)	Cary Middlecoff - 279 (-5)	\$6,000	Memorial Park GC, Houston, TX (71/7,021)
3/1/53	\$20,000	Cary Middlecoff *	283 (-1)	Jim Ferrier - 283 (-1) Shelley Mayfield - 283 (-1)	\$4,000	Memorial Park GC, Houston, TX (71/7,021)
2/24/52	\$10,000	Jack Burke, Jr.	277 (-7)	Frank Stranahan - 283 (-1)	\$2,000	Memorial Park GC, Houston, TX (71/7,021)

## Tournament History

End Date	Purse	Winner	Score	Runner-Up	Earnings	Location (Par/Yards)
2/25/51	\$10,000	Marty Furgol	277 (-7)		\$2,000	
				Jack Burke, Jr. - 278 (-6)		Memorial Park GC, Houston, TX (71/7,021)
2/26/50	\$10,000	Cary Middlecoff	277 (-11)	Pete Cooper - 280 (-8)	\$2,000	Brae Burn CC, Houston, TX (72/6,725)
2/20/49	\$10,000	Johnny Palmer	272 (-16)	Cary Middlecoff - 273 (-15)	\$2,000	Pine Forest CC, Houston, TX (72/6,510)
5/11/47	\$10,000	Bobby Locke	277	Johnny Palmer - 282	\$2,000	Memorial Park GC, Houston, TX (71/7,021)
				Ellsworth Vines - 282		
5/12/46	\$10,000	Byron Nelson	274	Ben Hogan - 276	\$2,000	River Oaks CC, Houston, TX (71/6,588)

\* indicates playoff

# THE CJ CUP @ NINE BRIDGES

Jeju Island, South Korea • October 17-20, 2019

Nine Bridges

Par/Yards: 36-36--72 | 7,241



PGA TOUR event 6 of 49

FedExCup Points (first): 500

Purse: \$9,750,000

**Winner: Justin Thomas**

FedExCup Points: 500

68-63-70-67 268 (-20) | \$1,755,000

## Leaders

### Round 1

Chez Reavie	68 (-4)
Danny Willett	69 (-3)
Si Woo Kim	69 (-3)
7 tied at position	70 (-2)
<b>Brooks Koepka</b>	71 (-1)

### Round 2

Scott Piercy	135 (-9)
<b>Brooks Koepka</b>	136 (-8)
Chez Reavie	138 (-6)
Ian Poulter	139 (-5)
Alex Noren	139 (-5)

### Round 3

<b>Brooks Koepka</b>	203 (-13)
Ian Poulter	207 (-9)
Scott Piercy	207 (-9)
Pat Perez	208 (-8)
Chez Reavie	208 (-8)
Rafa Cabrera Bello	208 (-8)
Jamie Lovemark	208 (-8)
Gary Woodland	208 (-8)
Cameron Smith	208 (-8)

## Order of Finish

Pos	Player	Scores	Total	FedExCup Points	Earnings	Pos	Player	Scores	Total	FedExCup Points	Earnings	Pos	Player	Scores	Total	FedExCup Points	Earnings	
1	Justin Thomas	68 63 70 67	268 (-20)	500	\$1,755,000	T26	Rafa Cabrera Bello	68 74 68 70	280 (-8)	31	\$69,810	T57	Luke List	70 75 71 71	287 (-1)	5	\$19,500	
2	Danny Lee	67 66 68 69	270 (-18)	300	\$1,053,000	T26	Sung Kang	72 72 68 68	280 (-8)	31	\$69,810	T57	Abraham Ancer	73 74 71 69	287 (-1)	5	\$19,500	
T3	Gary Woodland	71 71 65 66	273 (-15)	145	\$507,000	T31	Jason Day	66 73 71 71	281 (-7)	24	\$55,478	T57	Troy Merritt	74 72 70 71	287 (-1)	5	\$19,500	
T3	Hideki Matsuyama	69 70 69 65	273 (-15)	145	\$507,000	T31	Rory Sabbatini	71 69 69 72	281 (-7)	24	\$55,478	T60	Sanghyun Park	74 68 74 72	288 (E)	--	\$18,915	
T3	Cameron Smith	67 69 68 69	273 (-15)	145	\$507,000	T31	Pat Perez	73 69 70 69	281 (-7)	24	\$55,478	T60	Sergio Garcia	73 70 72 73	288 (E)	5	\$18,915	
T6	Byeong Hun An	64 69 73 69	275 (-13)	95	\$338,813	T31	Phil Mickelson	70 72 71 68	281 (-7)	24	\$55,478	T60	Vaughn Taylor	74 71 71 72	288 (E)	5	\$18,915	
T6	Tyrell Hatton	69 68 70 68	275 (-13)	95	\$338,813	T31	Viktor Hovland	69 69 74 69	281 (-7)	24	\$55,478	63	Chesson Hadley	75 76 72 66	289 (+1)	4	\$18,525	
T8	Jordan Spieth	70 65 70 71	276 (-12)	78	\$273,000	T36	Jung-gon Hwang	67 71 74 70	282 (-6)	--	\$45,598	64	Billy Horschel	71 74 76 69	290 (+2)	4	\$18,330	
T8	Kiradech Aphibarnrat	69 69 69 69	276 (-12)	78	\$273,000	T36	Charley Hoffman	67 72 73 70	282 (-6)	19	\$45,598	T65	Max Homa	69 82 69 71	291 (+3)	4	\$18,038	
T8	Ryan Moore	69 67 72 68	276 (-12)	78	\$273,000	T36	Collin Morikawa	69 73 65 75	282 (-6)	19	\$45,598	T65	Jazz Janewattananond	74 74 70 73	291 (+3)	--	\$18,038	
T8	Wyndham Clark	71 67 67 71	276 (-12)	78	\$273,000	T39	Lucas Glover	74 69 71 69	283 (-5)	16	\$38,610	T67	Jeongwoo Ham	74 72 73 74	293 (+5)	--	\$17,648	
T12	Ryan Palmer	70 69 70 68	277 (-11)	59	\$197,048	T39	Soomin Lee	68 72 73 70	283 (-5)	--	\$38,610	T67	Wonjoon Lee	74 73 79 67	293 (+5)	--	\$17,648	
T12	Kevin Streelman	69 69 69 70	277 (-11)	59	\$197,048	T39	Kyung-Hoon Lee	69 67 72 75	283 (-5)	16	\$38,610	T69	Whee Kim	76 75 70 73	294 (+6)	--	\$17,258	
T12	Corey Connors	70 72 69 66	277 (-11)	59	\$197,048	T39	Sungjae Im	68 73 70 72	283 (-5)	16	\$38,610	T69	Michael Kim	76 72 71 75	294 (+6)	3	\$17,258	
T12	Joaquin Niemann	65 73 71 68	277 (-11)	59	\$197,048	T43	Joel Dahmen	74 71 70 69	284 (-4)	12	\$31,785	T69 (A)	Yongjun Bae	78 72 73 71	294 (+6)	--	--	
T16	Jhonattan Vegas	73 70 72 63	278 (-10)	50	\$148,785	T43	Marc Leishman	72 69 72 71	284 (-4)	12	\$31,785	T72	Yi Keun Chang	73 73 80 70	296 (+8)	--	\$16,868	
T16	Ian Poulter	69 72 66 71	278 (-10)	50	\$148,785	T43	Dylan Frittelli	70 70 71 73	284 (-4)	12	\$31,785	T72	Brian Stuard	72 76 75 73	296 (+8)	3	\$16,868	
T16	K.J. Choi	69 74 68 67	278 (-10)	50	\$148,785	T46	Branden Grace	71 71 70 73	285 (-3)	8	\$22,718	74	Matthew Wolff	73 78 78 70	299 (+11)	3	\$16,575	
T16	Graeme McDowell	68 71 68 71	278 (-10)	50	\$148,785	T46	Chez Reavie	68 77 70 70	285 (-3)	8	\$22,718	75	Scott Piercy	72 72 79 78	301 (+13)	3	\$16,380	
T20	Kevin Na	72 68 70 69	279 (-9)	40	\$103,285	T46	Kyongjun Moon	76 72 71 66	285 (-3)	--	\$22,718	76	Tae Hee Lee	74 77 77 79	307 (+19)	--	\$16,185	
T20	Matt Jones	72 70 72 65	279 (-9)	40	\$103,285	T46	Danny Willett	76 71 70 68	285 (-3)	8	\$22,718	W/D	Brooks Koepka	69 75	144 (E)	--	--	
T20	Charles Howell III	67 70 72 70	279 (-9)	40	\$103,285	T46	Kevin Tway	70 72 71 72	285 (-3)	8	\$22,718	W/D	J.B. Holmes	70 77	147 (+3)	--	--	
T20	Nate Lashley	72 69 70 68	279 (-9)	40	\$103,285	T46	Keith Mitchell	74 72 68 71	285 (-3)	8	\$22,718							
T20	Tommy Fleetwood	71 70 71 67	279 (-9)	40	\$103,285	T46	Adam Long	73 72 70 70	285 (-3)	8	\$22,718							
T20	Andrew Putnam	70 70 71 68	279 (-9)	40	\$103,285	T46	Hyungjoon Lee	71 71 71 72	285 (-3)	--	\$22,718							
T26	Emiliano Grillo	69 66 72 73	280 (-8)	31	\$69,810	T46	Adam Schenk	71 74 67 73	285 (-3)	8	\$22,718							
T26	Harold Varner III	71 71 68 70	280 (-8)	31	\$69,810	T46	Chase Koepka	70 72 73 70	285 (-3)	--	\$22,718							
T26	Si Woo Kim	69 68 74 69	280 (-8)	31	\$69,810	56	Cheng Tsung Pan	74 69 72 71	286 (-2)	6	\$19,890							

## Notes

In his first start of the season and first since being named 2017-18 PGA TOUR Player of the Year, Brooks Koepka won THE CJ CUP @ NINE BRIDGES in Jeju Island, South Korea by four shots over Gary Woodland. The win marked Koepka's fifth career PGA TOUR title in his 105th TOUR start at the age of 28 years, 5 months, 18 days.

Brooks Koepka reached 21-under par through 72 holes for the first time in his career and became the first player to do so in tournament history. Koepka's final-round 64 included a 7-under 29 back nine highlighted by a birdie-birdie-par-eagle finish.

With the victory, Brooks Koepka moved to No. 1 in the Official World Golf Ranking for the first time in his career, supplanting Dustin Johnson.

Gary Woodland finished inside the top five for the second consecutive week with a runner-up. Woodland entered the final round five shots back of the lead but went out in 6-under 30 to tie the lead and added five birdies and two bogeys on the back nine for a 3-under 33.

The two players who finished tied for third, Ryan Palmer and Rafa Cabrera Bello, each finished the tournament with a birdie streak of at least four holes. Palmer, with a streak of seven, became the first player since Tony Finau at the 2015 Desert Classic to record seven consecutive birdies to close a round. Cabrera Bello birdied each of the last four.

Jason Day closed with weekend scores of 65-67 for a T5 and first top-10 of the season. Day played the par-3s in 3-under for the week, tied for best in the field.

A year after winning the inaugural event, defending champion Justin Thomas shot a final-round 68 to finish T36.

## Tournament History

End Date	Purse	Winner	Score	Runner-Up	Earnings	Location (Par/Yards)
<b>THE CJ CUP @ NINE BRIDGES</b>						
10/21/18	\$9,500,000	Brooks Koepka	267 (-21)	Gary Woodland - 271 (-17)	\$1,710,000	Nine Bridges, (72/7,196)
10/22/17	\$9,250,000	Justin Thomas *	279 (-9)	Marc Leishman - 279 (-9)	\$1,665,000	Club at Nine Bridges, (72/7,184)

\* indicates playoff

**WEATHER: Thursday:** Mostly sunny. High of 55. Wind NW 15-25 mph. **Friday:** Mostly sunny. High of 56. Wind N 10-20 mph. **Saturday:** Mostly sunny. High of 58. Wind ENE 6-12 mph. **Sunday:** Partly sunny. High of 59. Wind ENE 5-10 mph.

## Tournament Record: 267

Brooks Koepka (2019)

## Nine Bridges: 62

Ryan Palmer (2019)

# World Golf Championships-HSBC Champions

Shanghai, China • October 31-3, 2019

Sheshan International GC

Par/Yards: 36-36--72 | 7,264



PGA TOUR event 8 of 49

FedExCup Points (first): 550

Purse: \$10,250,000

**Winner (playoff): Rory McIlroy**

FedExCup Points: 550

67-67-67-68 269 (-19) | \$1,745,000

## Leaders

### Round 1

Patrick Reed	64 (-8)
Tony Finau	66 (-6)
<b>Xander Schauffele</b>	<b>66 (-6)</b>
Matthew Fitzpatrick	67 (-5)
Rafa Cabrera Bello	68 (-4)
Billy Horschel	68 (-4)
Cheng Tsung Pan	68 (-4)
Tommy Fleetwood	68 (-4)
Kiradech Aphibarnrat	68 (-4)

### Round 2

Tony Finau	133 (-11)
Justin Rose	136 (-8)
Tommy Fleetwood	136 (-8)
Patrick Reed	136 (-8)
<b>Xander Schauffele</b>	<b>137 (-7)</b>

### Round 3

Tony Finau	203 (-13)
Justin Rose	206 (-10)
Patrick Reed	206 (-10)
<b>Xander Schauffele</b>	<b>206 (-10)</b>
Tommy Fleetwood	208 (-8)
Andrew Putnam	208 (-8)

## Order of Finish

Pos	Player	Scores	Total	FedExCup Points	Earnings	Pos	Player	Scores	Total	FedExCup Points	Earnings	Pos	Player	Scores	Total	FedExCup Points	Earnings
1	Rory McIlroy *	67 67 67 68	269 (-19)	550	\$1,745,000	T28	Bubba Watson	70 69 72 72	283 (-5)	31	\$76,667	T57	Neil Schietekat	70 72 74 75	291 (+3)	--	\$51,000
2	Xander Schauffele	66 69 68 66	269 (-19)	315	\$1,095,000	T28	Phil Mickelson	71 69 75 68	283 (-5)	31	\$76,667	T57	Rafa Cabrera Bello	73 72 69 77	291 (+3)	6	\$51,000
3	Louis Oosthuizen	68 69 65 69	271 (-17)	200	\$602,000	T28	Justin Rose	69 70 71 73	283 (-5)	31	\$76,667	T57	Jake McLeod	70 73 79 69	291 (+3)	--	\$51,000
T4	Abraham Ancer	68 71 67 67	273 (-15)	120	\$370,000	T28	Scott Hend	75 69 70 69	283 (-5)	--	\$76,667	T60	Cameron Smith	70 72 74 76	292 (+4)	5	\$49,150
T4	Matthias Schwab	67 71 69 66	273 (-15)	--	\$370,000	T28	Kurt Kitayama	70 72 73 68	283 (-5)	--	\$76,667	T60	Matt Wallace	69 84 70 69	292 (+4)	5	\$49,150
T4	Victor Perez	65 71 71 66	273 (-15)	--	\$370,000	T34	Jorge Campillo	73 69 70 72	284 (-4)	--	\$72,500	T60	Kevin Tway	71 72 72 77	292 (+4)	5	\$49,150
7	Matthew Fitzpatrick	66 67 70 71	274 (-14)	95	\$256,000	T34	Joost Luiten	70 74 72 68	284 (-4)	--	\$72,500	T60	Chez Reavie	69 74 75 74	292 (+4)	5	\$49,150
T8	Patrick Reed	72 69 69 66	276 (-12)	83	\$200,333	T36	Charles Howell III	74 73 67 71	285 (-3)	22	\$70,500	T60	Jbe' Kruger	71 71 75 75	292 (+4)	--	\$49,150
T8	Jason Kokrak	69 70 66 71	276 (-12)	83	\$200,333	T36	Andrew Putnam	71 71 73 70	285 (-3)	22	\$70,500	T65	Benjamin Hebert	70 74 77 73	294 (+6)	--	\$48,125
T8	Paul Waring	73 65 66 72	276 (-12)	--	\$200,333	T38	Xinjun Zhang	68 73 73 72	286 (-2)	18	\$67,000	T65	Tae Hee Lee	75 73 73 73	294 (+6)	--	\$48,125
T11	Adam Scott	66 69 75 67	277 (-11)	69	\$155,000	T38	Frederick van Rooyen	73 71 71 71	286 (-2)	--	\$67,000	T67	Zecheng Dou	71 80 72 72	295 (+7)	--	\$47,500
T11	Hideki Matsuyama	75 67 68 67	277 (-11)	69	\$155,000	T38	Paul Casey	75 71 71 69	286 (-2)	18	\$67,000	T67	Ryo Ishikawa	69 79 74 73	295 (+7)	--	\$47,500
T11	Sungjae Im	66 69 70 72	277 (-11)	69	\$155,000	T38	Michael Lorenzo-Vera	70 74 72 70	286 (-2)	--	\$67,000	T67	Matthew Millar	69 73 74 79	295 (+7)	--	\$47,500
T14	Tyrell Hatton	72 73 68 65	278 (-10)	59	\$127,000	T38	Yosuke Asaji	70 75 76 65	286 (-2)	--	\$67,000	T70	Richard Sterne	72 75 74 75	296 (+8)	--	\$46,875
T14	Byeong Hun An	69 71 69 69	278 (-10)	59	\$127,000	T43	Shane Lowry	72 72 72 71	287 (-1)	14	\$63,000	T70	Zhengkai Bai	73 76 74 73	296 (+8)	--	\$46,875
T14	Jazz Janewattananond	70 69 69 70	278 (-10)	--	\$127,000	T43	Byrce Easton	70 73 74 70	287 (-1)	--	\$63,000	72	Zander Lombard	73 73 74 78	298 (+10)	--	\$46,500
T17	Robert MacIntyre	70 69 73 67	279 (-9)	--	\$111,000	T43	Jordan Spieth	70 73 74 70	287 (-1)	14	\$63,000	T73	Ashun Wu	80 71 72 76	299 (+11)	--	\$46,000
T17	Yechun Yuan	69 70 74 66	279 (-9)	--	\$111,000	T46	Chan Kim	71 70 75 72	288 (E)	--	\$60,000	T73	Wen-Chong Liang	74 74 75 76	299 (+11)	--	\$46,000
T17	Christiaan Bezuidenhout	69 72 66 72	279 (-9)	--	\$111,000	T46	Adam Hadwin	74 77 69 68	288 (E)	11	\$60,000	T73	Danny Willett	68 77 78 76	299 (+11)	3	\$46,000
T20	Corey Connors	67 73 74 66	280 (-8)	50	\$99,000	T46	Romain Langasque	75 68 69 76	288 (E)	--	\$60,000	76	Yi Keun Chang	76 75 75 78	304 (+16)	--	\$45,500
T20	Henrik Stenson	70 70 70 70	280 (-8)	50	\$99,000	T49	Mikumu Horikawa	74 68 77 70	289 (+1)	--	\$56,500	77	Daniel Nisbet	77 80 79 73	309 (+21)	--	\$45,250
T22	Francesco Molinari	74 67 71 69	281 (-7)	45	\$92,500	T49	Andrea Pavan	71 70 75 73	289 (+1)	--	\$56,500	W/D	Ian Poulter	73 74	147 (+3)	--	--
T22	Masahiro Kawamura	72 74 66 69	281 (-7)	--	\$92,500	T49	Bernd Wiesberger	70 73 71 75	289 (+1)	--	\$56,500						
T24	Keegan Bradley	73 72 71 66	282 (-6)	39	\$85,000	T49	Lucas Glover	73 70 74 72	289 (+1)	9	\$56,500						
T24	Haotong Li	64 72 74 72	282 (-6)	--	\$85,000	T53	Sergio Garcia	72 68 75 75	290 (+2)	7	\$52,875						
T24	Billy Horschel	69 71 73 69	282 (-6)	39	\$85,000	T53	Justin Harding	75 74 71 70	290 (+2)	--	\$52,875						
T24	J.T. Poston	69 73 72 68	282 (-6)	39	\$85,000	T53	Tony Finau	69 70 75 76	290 (+2)	7	\$52,875						
T28	Kevin Kisner	72 67 67 77	283 (-5)	31	\$76,667	T53	Tommy Fleetwood	74 76 73 67	290 (+2)	7	\$52,875						

indicates playoff win

## Notes

In his first playoff on the PGA TOUR, Xander Schauffele defeated Tony Finau on the first extra hole at the World Golf Championships-HSBC Champions to win his third career PGA TOUR title in his 60th TOUR start at the age of 25 years, 3 days. Schauffele began the final round trailing Finau by three shots and posted the low round of the day, a 4-under 68, to enter the playoff.

Tony Finau held the solo 36- and 54-hole leads, entering the final round with a three-shot cushion. After posting a final round 1-under 71 and falling to Xander Schauffele in the playoff, Finau notched his fourth runner-up in 120 TOUR starts.

In his first start since winning the FedExCup, Justin Rose missed a 10-foot birdie chance on the 17th hole during the final round and entered the 72nd hole two shots behind. With a bogey at the last, Rose finished alone in third.

In his first career start in a World Golf Championships event, Andrew Putnam finished T4 with rounds of 70-71-67-72—280(-8).

Patrick Reed, who opened with an 8-under 64 to take the 18-hole lead, fell to T7 following rounds of 72-70-77.

Among the seven Chinese players in the field, Haotong Li led the contingent with a T11 finish at 4-under 284.

The United States claimed all four World Golf Championships in 2018: WGC-Mexico Championship( Phil Mickelson ), WGC-Dell Technologies Match Play( Bubba Watson ), WGC-Bridgestone Invitational( Justin Thomas )and WGC-HSBC Champions( Xander Schauffele ).

## Tournament History

End Date	Purse	Winner	Score	Runner-Up	Earnings	Location (Par/Yards)
<b>World Golf Championships-HSBC Champions</b>						
10/28/18	\$10,000,000	Xander Schauffele *	274 (-14)	Tony Finau - 274 (-14)	\$1,700,000	Sheshan International GC, (72/7,261)
10/29/17	\$9,750,000	Justin Rose	274 (-14)	Henrik Stenson - 276 (-12) Dustin Johnson - 276 (-12) Brooks Koepka - 276 (-12)	\$1,660,000	Sheshan International GC, (72/7,261)
10/30/16	\$9,500,000	Hideki Matsuyama	265 (-23)	Henrik Stenson - 272 (-16) Daniel Berger - 272 (-16)	\$1,620,000	Sheshan International GC, (72/7,261)
11/8/15	\$8,500,000	Russell Knox	268 (-20)	Kevin Kisner - 270 (-18)	\$1,400,000	Sheshan International GC, (72/7,261)
11/9/14	\$8,500,000	Bubba Watson *	277 (-11)	Tim Clark - 277 (-11)	\$1,400,000	Sheshan International GC, (72/7,261)
11/3/13	\$8,500,000	Dustin Johnson	264 (-24)	Ian Poulter - 267 (-21)	\$1,400,000	Sheshan International GC, (72/7,266)
11/4/12	\$7,000,000	Ian Poulter	267 (-21)	Phil Mickelson - 269 (-19) Ernie Els - 269 (-19) Jason Dufner - 269 (-19) Scott Piercy - 269 (-19)	\$1,200,000	Mission Hills GC (Olazabal), (72/7,301)
11/6/11	\$7,000,000	Martin Kaymer	268 (-20)	Freddie Jacobson - 271 (-17)	\$1,200,000	Sheshan International GC, (72/7,266)
11/7/10	\$7,000,000	Francesco Molinari	269 (-19)	Lee Westwood - 270 (-18)	\$1,200,000	Sheshan International GC, (72/7,266)
11/8/09	\$7,000,000	Phil Mickelson	271	Ernie Els - 272	\$1,200,000	Sheshan International GC, (72/7,199)

\* indicates playoff

**WEATHER: Thursday:** Mostly sunny. High of 71. Wind ESE 5-10 mph. **Friday:** Partly cloudy. High of 68. Wind ESE 10-20 mph. **Saturday:** Partly cloudy. High of 67. Wind NNW 18-12 mph. **Sunday:** Sunny. High of 67. Wind NNW 18-12 mph.

## Tournament Record: 264

Dustin Johnson (2014)

**Sheshan International GC: 62**

Danny Willett (2016), Martin Kaymer (2014)

**Other Course: 60**

Brandt Snedeker (2012)- Mission Hills GC (Olazabal)

# Mayakoba Golf Classic

Playa del Carmen, Mexico • November 14-17, 2019

El Camaleon GC

Par/Yards: 36-35--71 | 7,017



PGA TOUR event 10 of 49

FedExCup Points (first): 500

Purse: \$7,200,000



**Winner: Brendon Todd**

FedExCup Points: 500

63-68-65-68 264 (-20) | \$1,296,000

## Leaders

### Round 1

<b>Matt Kuchar</b>	64 (-7)
Dominic Bozzelli	64 (-7)
Kramer Hickok	64 (-7)
15 tied at position	65 (-6)

### Round 2

<b>Matt Kuchar</b>	128 (-14)
Cameron Champ	130 (-12)
Brian Gay	131 (-11)
Danny Lee	131 (-11)
Anirban Lahiri	131 (-11)
Patton Kizzire	131 (-11)
Whee Kim	131 (-11)
Dominic Bozzelli	131 (-11)
Richy Werenski	131 (-11)

### Round 3

<b>Matt Kuchar</b>	193 (-20)
Whee Kim	197 (-16)
Danny Lee	198 (-15)
Richy Werenski	198 (-15)
J.J. Spaun	199 (-14)
Aaron Wise	199 (-14)
Cameron Champ	199 (-14)

## Order of Finish (cut: 36 HOLES: 72 professionals at -4 (138) or better.)

Pos	Player	Scores	Total	FedExCup Points	Earnings	Pos	Player	Scores	Total	FedExCup Points	Earnings	Pos	Player	Scores	Total	FedExCup Points	Earnings
1	Brendon Todd	63 68 65 68	264 (-20)	500	\$1,296,000	T41	Chase Seiffert	68 69 73 68	278 (-6)	12	\$25,560	CUT	Fabian Gómez	71 72	143 (+1)	--	--
T2	Carlos Ortiz	69 65 65 66	265 (-19)	208	\$544,800	T48	Tyler Duncan	73 67 66 73	279 (-5)	8	\$18,257	CUT	Andrew Landry	71 72	143 (+1)	--	--
T2	Adam Long	63 69 67 66	265 (-19)	208	\$544,800	T48	Matthew NeSmith	67 71 70 71	279 (-5)	8	\$18,257	CUT	Russell Henley	66 77	143 (+1)	--	--
T2	Vaughn Taylor	64 66 67 68	265 (-19)	208	\$544,800	T48	Alvaro Ortiz	66 67 68 78	279 (-5)	--	\$18,257	CUT	Kristoffer Ventura	69 74	143 (+1)	--	--
5	Hamis English	65 64 68 70	267 (-17)	110	\$295,200	T48	Denny McCarthy	69 71 72 67	279 (-5)	8	\$18,257	CUT	Roberto Diaz	73 70	143 (+1)	--	--
T6	Joel Dahmen	69 69 66 65	269 (-15)	95	\$252,000	T48	Calum Hill	69 66 71 73	279 (-5)	--	\$18,257	CUT	Sebastián Vázquez	67 76	143 (+1)	--	--
T6	Robby Shelton	66 66 72 65	269 (-15)	95	\$252,000	T48	Xinjun Zhang	70 71 68 70	279 (-5)	8	\$18,257	CUT	Rhein Gibson	71 72	143 (+1)	--	--
T8	Abraham Ancer	66 72 65 67	270 (-14)	80	\$210,600	T48	Scott Stallings	70 71 69 69	279 (-5)	8	\$18,257	CUT	Keegan Bradley	70 73	143 (+1)	--	--
T8	Pat Perez	68 65 68 69	270 (-14)	80	\$210,600	T55	William Gordon	70 70 70 71	281 (-3)	--	\$16,776	CUT	Mark Anderson	74 70	144 (+2)	--	--
T8	Billy Horschel	65 71 66 68	270 (-14)	80	\$210,600	T55	Brandon Wu	68 69 70 74	281 (-3)	--	\$16,776	CUT	Kyoung-Hoon Lee	71 73	144 (+2)	--	--
T11	Cheng Tsung Pan	68 70 66 67	271 (-13)	65	\$167,400	T55	Talor Gooch	71 69 71 70	281 (-3)	6	\$16,776	CUT	Rob Oppenheim	73 71	144 (+2)	--	--
T11	Brice Garnett	71 67 69 64	271 (-13)	65	\$167,400	T58	Harold Varner III	68 69 73 72	282 (-2)	5	\$15,984	CUT	Kyle Stanley	70 74	144 (+2)	--	--
T11	Dylan Frittelli	66 69 71 65	271 (-13)	65	\$167,400	T58	Graham DeLaet	68 71 72 71	282 (-2)	5	\$15,984	CUT	Tony Finau	70 74	144 (+2)	--	--
T14	Matt Kuchar	69 68 73 62	272 (-12)	54	\$127,800	T58	Kevin Chappell	70 71 73 68	282 (-2)	5	\$15,984	CUT	Davis Love III	69 75	144 (+2)	--	--
T14	Brian Gay	66 72 69 65	272 (-12)	54	\$127,800	T58	James Hahn	68 73 68 73	282 (-2)	5	\$15,984	CUT (A)	Eugenio Lopez-Chacarra	70 74	144 (+2)	--	--
T14	Robert Streb	71 64 67 70	272 (-12)	54	\$127,800	T58	Patton Kizzire	67 71 71 73	282 (-2)	5	\$15,984	CUT	Wyndham Clark	71 73	144 (+2)	--	--
T14	Zac Blair	67 73 65 67	272 (-12)	54	\$127,800	T58	Peter Malnati	72 69 71 70	282 (-2)	5	\$15,984	CUT	Joaquin Niemann	76 68	144 (+2)	--	--
T18	Scottie Scheffler	66 69 70 68	273 (-11)	48	\$106,200	T58	Patrick Rodgers	68 71 71 72	282 (-2)	5	\$15,984	CUT	Si Woo Kim	71 73	144 (+2)	--	--
T18	Chris Stroud	66 70 70 67	273 (-11)	48	\$106,200	T58	Mark Hubbard	64 71 73 74	282 (-2)	5	\$15,984	CUT	Sebastián Muñoz	73 72	145 (+3)	--	--
T20	Charles Howell III	70 71 67 66	274 (-10)	43	\$88,200	T66	Cameron Tringale	69 71 71 72	283 (-1)	3	\$14,976	CUT	Austin Cook	74 71	145 (+3)	--	--
T20	Bo Hoag	66 69 71 68	274 (-10)	43	\$88,200	T66	Hudson Swafford	69 70 69 75	283 (-1)	3	\$14,976	CUT	Sepp Straka	73 72	145 (+3)	--	--
T20	Ben Martin	67 69 66 72	274 (-10)	43	\$88,200	T66	Sebastian Cappelen	71 70 71 71	283 (-1)	3	\$14,976	CUT	Mackenzie Hughes	70 75	145 (+3)	--	--
T23	Brian Stuard	69 72 64 70	275 (-9)	37	\$69,480	T66	Rafael Campos	71 70 72 70	283 (-1)	3	\$14,976	CUT	Tom Hoge	72 73	145 (+3)	--	--
T23	Zach Johnson	64 70 72 69	275 (-9)	37	\$69,480	T66	Sam Ryder	66 75 70 72	283 (-1)	3	\$14,976	CUT	Michael Gligic	70 76	146 (+4)	--	--
T23	Graeme McDowell	66 71 71 67	275 (-9)	37	\$69,480	T66	Wes Roach	70 69 73 71	283 (-1)	3	\$14,976	CUT	Ben Taylor	68 78	146 (+4)	--	--
T26	Scott Piercy	70 66 68 72	276 (-8)	30	\$51,480	T72	Scott Harrington	69 69 75 71	284 (E)	3	\$14,256	CUT	Charley Hoffman	73 74	147 (+5)	--	--
T26	Nick Taylor	67 70 70 69	276 (-8)	30	\$51,480	T72	Brian Harman	71 70 74 69	284 (E)	3	\$14,256	CUT	Nick Watney	73 74	147 (+5)	--	--
T26	Chez Reavie	66 70 68 72	276 (-8)	30	\$51,480	T72	Ryan Brehm	71 69 68 76	284 (E)	3	\$14,256	CUT	Luke List	69 78	147 (+5)	--	--
T26	Aaron Baddeley	70 67 72 67	276 (-8)	30	\$51,480	T72	Luke Donald	66 72 73 73	284 (E)	3	\$14,256	CUT	Jason Day	70 77	147 (+5)	--	--
T26	Danny Lee	62 70 70 74	276 (-8)	30	\$51,480	T76	Kevin Kisner	70 71 70 74	285 (+1)	2	\$13,752	CUT	Bo Van Pelt	75 73	148 (+6)	--	--
T26	Chris Baker	64 69 74 69	276 (-8)	30	\$51,480	T76	Scott Brown	72 69 71 73	285 (+1)	2	\$13,752	CUT	Nelson Ledesma	74 74	148 (+6)	--	--
T26	Maverick McNealy	71 69 71 65	276 (-8)	30	\$51,480	T76	Lanto Griffin	71 68 74 72	285 (+1)	2	\$13,752	CUT	Hank Lebioda	73 75	148 (+6)	--	--
T33	Cameron Champ	70 69 70 68	277 (-7)	20	\$36,810	T79	Shawn Stefani	69 72 72 73	286 (+2)	2	\$13,464	CUT	Ben Silverman	73 75	148 (+6)	--	--
T33	Harry Higgs	70 68 71 68	277 (-7)	20	\$36,810	T80	Satoshi Kodaira	70 71 74 72	287 (+3)	2	\$13,176	CUT	Michael Kim	75 73	148 (+6)	--	--
T33	Russell Knox	69 72 69 67	277 (-7)	20	\$36,810	T80	Jim Herman	70 71 73 73	287 (+3)	2	\$13,176	CUT	José de Jesús Rodríguez	73 76	149 (+7)	--	--
T33	Chris Kirk	70 69 67 71	277 (-7)	20	\$36,810	T80	J.J. Spaun	69 72 77 69	287 (+3)	2	\$13,176	CUT	Kevin Stadler	73 76	149 (+7)	--	--
T33	Bronson Burgoon	66 73 69 69	277 (-7)	20	\$36,810	CUT	Viktor Hovland	68 74	142 (E)	--	--	CUT	D.A. Points	75 75	150 (+8)	--	--
T33	Ryan Armour	68 70 69 70	277 (-7)	20	\$36,810	CUT	Adam Schenk	73 69	142 (E)	--	--	CUT	Jimmy Stanger	78 75	153 (+11)	--	--
T33	Rory Sabbatini	69 72 68 68	277 (-7)	20	\$36,810	CUT	Keith Mitchell	69 73	142 (E)	--	--	CUT	Efren Sema, Jr.	76 79	155 (+13)	--	--
T33	Matt Jones	71 69 70 67	277 (-7)	20	\$36,810	CUT	Kramer Hickok	72 70	142 (E)	--	--	W/D	Tyler McCumber	72	72 (+1)	--	--
T41	David Hearn	69 70 71 68	278 (-6)	12	\$25,560	CUT	Doc Redman	71 71	142 (E)	--	--						
T41	Brendan Steele	68 72 72 66	278 (-6)	12	\$25,560	CUT	Aaron Wise	70 72	142 (E)	--	--						
T41	Henrik Norlander	67 71 74 66	278 (-6)	12	\$25,560	CUT	Kevin Streelman	71 71	142 (E)	--	--						
T41	Emiliano Grillo	70 67 70 71	278 (-6)	12	\$25,560	CUT	Roger Sloan	72 70	142 (E)	--	--						
T41	Beau Hossler	70 71 69 68	278 (-6)	12	\$25,560	CUT	Martin Laird	72 70	142 (E)	--	--						
T41	J.T. Poston	68 71 74 65	278 (-6)	12	\$25,560	CUT	Jhonattan Vegas	70 72	142 (E)	--	--						

## Notes

Following rounds of 64-64-65, Matt Kuchar posted a 2-under 69 in the final round of the Mayakoba Golf Classic to claim a one-stroke win at 22-under 262. The victory marked his eighth career PGA TOUR win at the age of 40 years, 4 months, 21 days

Matt Kuchar, who supplanted the previous tournament records for 36-, 54- and 72-hole score, earned his first victory since winning the 2014 RBC Heritage. The win came in his fourth start at the event and was his second top-10 (T3/2008).

Danny Lee finished one stroke back in second for his best result on TOUR since winning A Military Tribute at The Greenbrier in 2015. The runner-up result marked his second on the PGA TOUR (T2/2015 TOUR Championship). Lee played the par-3 holes 6-under for the week.

Richy Werenski (T3) carded four under-par rounds for the third time in as many starts at the event. The top-three was the third of Werenski's career in his 63rd start on TOUR.

Cameron Champ's second-round 9-under 62 fell one stroke shy of the tournament's 18-hole record entering the week. Scott Piercy matched Champ's 62 in round four for the low score of the week.

For posting the best finish among the Mexican players, Armando Favela (T16) claimed the "Premio Mexico" trophy. Four Mexican players made the cut, matching the most of any previous year in tournament history (2017): Favela (-14/T16), Abraham Ancer (-13/T21), Oscar Frausto (-9/T41), Jose de Jesus Rodriguez (-6/T55).

Defending champion Patton Kizzire finished T55 in his first title defense on the PGA TOUR. Kizzire's back-to-back eagles on Nos. 5 and 6 in the first round were the first on TOUR since the 2018 FedEx St. Jude Classic (J.B. Holmes /R2) and matched Marc Leishman (Nos. 7 and 8/R2/2016) and Aaron Wise (Nos. 4 and 5/R1/2016) as players with consecutive eagles at the Mayakoba Golf Classic.

In his second appearance, 2017 runner-up Rickie Fowler posted four scores in the 60s for the second year in a row (66-68-69-67) en route to a T16.

Following rounds of 71-69--140(-2), Jordan Spieth missed the cut in his first appearance at Mayakoba.

Damon Green, caddie for Zach Johnson, suffered dehydration after 14 holes in the opening round and could not continue. Sybi Kuchar, wife of Johnson's playing partner (and eventual tournament winner) Matt, stepped in and took the bag for the last four holes, during which Johnson made an eagle (No. 7).

**WEATHER: Thursday:** Partly cloudy. High of 85. Wind E 6-12 mph. **Friday:** Partly cloudy. High of 86. Wind ENE 5-10 mph. **Saturday:** Partly cloudy. High of 85. Wind ENE 7-14 mph. **Sunday:** Partly cloudy. High of 85. Wind E 7-14 mph.

## Tournament Record: 262

Matt Kuchar (2019)

## El Camaleon GC: 62

Cameron Champ (2019), Scott Piercy (2019), Patton Kizzire (2018), Pat Perez (2017), Harold Varner III (2016), Harris English (2014)

## Other Course: 61

Roland Thatcher (2008) - El Camaleon GC

## Tournament History

End Date	Purse	Winner	Score	Runner-Up	Earnings	Location (Par/Yards)
<b>Mayakoba Golf Classic</b>						
11/11/18	\$7,200,000	Matt Kuchar	262 (-22)	Danny Lee - 263 (-21)	\$1,296,000	El Camaleon GC, (71/6,987)
<b>OHL Classic at Mayakoba</b>						
11/12/17	\$7,100,000	Patton Kizzire	265 (-19)	Rickie Fowler - 266 (-18)	\$1,278,000	El Camaleon GC, (71/6,987)
11/13/16	\$7,000,010	Pat Perez	263 (-21)	Gary Woodland - 265 (-19)	\$1,260,001.80	El Camaleon GC, (71/6,987)
11/15/15	\$6,200,000	Graeme McDowell *	266 (-18)	Jason Bohn - 266 (-18) Russell Knox - 266 (-18)	\$1,116,000	El Camaleon GC, (71/6,987)
11/16/14	\$6,100,000	Charley Hoffman	267 (-17)	Shawn Stefani - 268 (-16)	\$1,098,000	El Camaleon GC, (71/6,987)
11/17/13	\$6,000,000	Harris English	263 (-21)	Brian Stuard - 267 (-17)	\$1,080,000	El Camaleon GC, (71/6,987)
<b>Mayakoba Golf Classic</b>						
2/26/12	\$3,700,000	John Huh *	271 (-13)	Robert Allenby - 271 (-13)	\$666,000	El Camaleon GC, (71/6,987)
<b>Mayakoba Golf Classic at Riviera Maya-Cancun</b>						
2/27/11	\$3,700,000	Johnson Wagner *	267 (-17)	Spencer Levin - 267 (-17)	\$666,000	El Camaleon GC, (71/6,923)
2/21/10	\$3,600,000	Cameron Beckman	269 (-15)	Joe Durant - 271 (-13) Brian Stuard - 271 (-13)	\$648,000	El Camaleon GC, (71/6,923)
3/1/09	\$3,600,000	Mark Wilson	267 (-13)	J.J. Henry - 269 (-11)	\$648,000	El Camaleon GC, (70/6,923)
2/24/08	\$3,500,000	Brian Gay	264 (-16)	Steve Marino - 266 (-14)	\$630,000	El Camaleon GC, (70/6,923)
2/25/07	\$3,500,000	Fred Funk *	266 (-14)	José Coceres - 266 (-14)	\$630,000	El Camaleon GC, (70/6,923)

\* indicates playoff

# The RSM Classic

Sea Island, Georgia • November 21-24, 2019

Sea Island Resort (Seaside)

Par/Yards: 35-35--70 | 7,005



PGA TOUR event 11 of 49

FedExCup Points (first): 500

Purse: \$6,600,000

**Winner (playoff): Tyler Duncan**

FedExCup Points: 500

67-61-70-65 263 (-19) | \$1,188,000

## Leaders

### Round 1

<b>Charles Howell III</b>	64 (-8)
J.J. Spaun	66 (-6)
Austin Cook	66 (-6)
Davis Love III	67 (-5)
Aaron Baddeley	67 (-5)
Chase Wright	67 (-5)

### Round 2

<b>Charles Howell III</b>	128 (-14)
Jason Gore	131 (-11)
Cameron Champ	131 (-11)
Nick Watney	133 (-9)
David Hearn	134 (-8)
Brian Harman	134 (-8)
Ryan Blau	134 (-8)

### Round 3

<b>Charles Howell III</b>	196 (-16)
Jason Gore	197 (-15)
Cameron Champ	197 (-15)
Ryan Blau	199 (-13)
Webb Simpson	199 (-13)

## Order of Finish (cut: 36 HOLES: 77 professionals and 1 amateur at -2 (140) or better.)

Pos	Player	Scores	Total	FedExCup Points	Earnings	Pos	Player	Scores	Total	FedExCup Points	Earnings	Pos	Player	Scores	Total	FedExCup Points	Earnings
1	Tyler Duncan *	67 61 70 65	263 (-19)	500	\$1,188,000	T53	Tim Herron	70 64 73 70	277 (-5)	6	\$15,494	CUT	Billy Horschel	74 67	141 (-1)	--	--
2	Webb Simpson	65 68 63 67	263 (-19)	300	\$719,400	T53	Luke List	67 69 68 73	277 (-5)	6	\$15,494	CUT	Matt Kuchar	72 69	141 (-1)	--	--
3	Sebastián Muñoz	67 63 66 68	264 (-18)	190	\$455,400	T53	Rob Oppenheim	69 69 71 68	277 (-5)	6	\$15,494	CUT	Ben Taylor	74 67	141 (-1)	--	--
4	Brendon Todd	66 66 62 72	266 (-16)	135	\$323,400	T53	Mark Hubbard	68 67 69 73	277 (-5)	6	\$15,494	CUT	Jason Dufner	72 69	141 (-1)	--	--
T5	Henrik Norlander	67 65 67 68	267 (-15)	100	\$244,200	T53	Kramer Hickok	68 70 67 72	277 (-5)	6	\$15,494	CUT	Jonathan Wagner	67 74	141 (-1)	--	--
T5	Kyung-Hoon Lee	64 68 66 69	267 (-15)	100	\$244,200	T53	Tyler McCumber	70 68 70 69	277 (-5)	6	\$15,494	CUT	Jonathan Byrd	72 69	141 (-1)	--	--
T5	Scottie Scheffler	70 66 63 68	267 (-15)	100	\$244,200	T53	Maverick McNealy	71 66 68 72	277 (-5)	6	\$15,494	CUT	Greyson Sigg	73 68	141 (-1)	--	--
T8	Denny McCarthy	71 62 68 67	268 (-14)	83	\$199,650	T61	Austin Cook	71 66 68 73	278 (-4)	5	\$14,652	CUT	Dru Love	73 69	142 (E)	--	--
T8	D.J. Trahan	67 63 67 71	268 (-14)	83	\$199,650	T61	Wes Roach	72 66 65 75	278 (-4)	5	\$14,652	CUT	Boo Weekley	70 72	142 (E)	--	--
T10	Vaughn Taylor	68 67 65 69	269 (-13)	68	\$160,050	T61	Zach Johnson	69 69 68 72	278 (-4)	5	\$14,652	CUT	Josh Teater	73 69	142 (E)	--	--
T10	Brian Stuard	70 66 66 67	269 (-13)	68	\$160,050	T61	Ben Crane	68 70 66 74	278 (-4)	5	\$14,652	CUT	Davis Love III	68 74	142 (E)	--	--
T10	Alex Noren	68 65 67 69	269 (-13)	68	\$160,050	T65	Doug Ghim	68 70 70 71	279 (-3)	4	\$14,190	CUT	Akshay Bhatia	71 71	142 (E)	--	--
T10	William Gordon	68 65 70 66	269 (-13)	--	\$160,050	T65	Mackenzie Hughes	66 70 69 74	279 (-3)	4	\$14,190	CUT	Tommy Gainey	73 69	142 (E)	--	--
T14	Matthew NeSmith	68 67 68 67	270 (-12)	52	\$110,550	T65	Vincent Whaley	67 71 71 70	279 (-3)	4	\$14,190	CUT	Brian Gay	69 73	142 (E)	--	--
T14	Nick Watney	67 67 66 70	270 (-12)	52	\$110,550	T68	Shawn Stefani	71 64 69 76	280 (-2)	3	\$13,728	CUT	Arjun Atwal	71 71	142 (E)	--	--
T14	Brian Harman	67 66 66 71	270 (-12)	52	\$110,550	T68	Michael Thompson	71 65 70 74	280 (-2)	3	\$13,728	CUT	John Merrick	68 74	142 (E)	--	--
T14	Scott Brown	65 67 68 70	270 (-12)	52	\$110,550	T68	Patton Kizzire	69 69 67 75	280 (-2)	3	\$13,728	CUT	James Hahn	68 74	142 (E)	--	--
T14	Keith Mitchell	70 66 66 68	270 (-12)	52	\$110,550	T68	Adam Hadwin	71 67 74 68	280 (-2)	3	\$13,728	CUT	Rafael Campos	72 70	142 (E)	--	--
T14	J.T. Poston	66 70 68 66	270 (-12)	52	\$110,550	T72	Peter Uihlein	69 68 70 74	281 (-1)	3	\$13,332	CUT	Sam Ryder	71 71	142 (E)	--	--
T20	Ricky Barnes	68 63 67 73	271 (-11)	43	\$80,850	T72	Matt Jones	70 66 72 73	281 (-1)	3	\$13,332	CUT	Hudson Swafford	71 71	142 (E)	--	--
T20	Russell Knox	71 67 64 69	271 (-11)	43	\$80,850	74	Satoshi Kodaira	68 70 72 72	282 (E)	3	\$13,332	CUT	Cole Miller	70 72	142 (E)	--	--
T20	Cameron Tringale	64 71 71 65	271 (-11)	43	\$80,850	75	Bo Hoag	68 70 73 72	283 (+1)	3	\$13,002	CUT	Robert Streb	73 70	143 (+1)	--	--
T23	Doc Redman	66 67 66 73	272 (-10)	34	\$57,420	76	Davis Riley	68 67 71 78	284 (+2)	--	\$12,870	CUT	Russell Henley	75 68	143 (+1)	--	--
T23	Talor Gooch	69 68 65 70	272 (-10)	34	\$57,420	CUT	J.J. Spaun	74 65	139 (-3)	--	--	CUT	Michael Gellerman	75 68	143 (+1)	--	--
T23	Chase Seifert	68 69 66 69	272 (-10)	34	\$57,420	CUT	Joel Dahmen	71 68	139 (-3)	--	--	CUT	Chris Baker	72 71	143 (+1)	--	--
T23 (A)	Davis Thompson	68 70 68 66	272 (-10)	--	--	CUT	Ben Martin	74 65	139 (-3)	--	--	CUT	J.J. Henry	71 72	143 (+1)	--	--
T23	Fabián Gómez	68 63 69 72	272 (-10)	34	\$57,420	CUT	Patrick Rodgers	68 71	139 (-3)	--	--	CUT	Michael Gligic	72 71	143 (+1)	--	--
T23	Jim Furyk	69 69 68 66	272 (-10)	34	\$57,420	CUT	Lanto Griffin	74 65	139 (-3)	--	--	CUT	Dominic Bozzelli	72 71	143 (+1)	--	--
T23	Ryan Armour	70 65 68 69	272 (-10)	34	\$57,420	CUT	Vince Covello	71 68	139 (-3)	--	--	CUT	Zack Suerch	71 73	144 (+2)	--	--
T30	David Hearn	66 69 69 69	273 (-9)	25	\$43,230	CUT	Brendan Steele	71 68	139 (-3)	--	--	CUT	Kevin Chappell	73 71	144 (+2)	--	--
T30	Tim Wilkinson	68 66 67 73	273 (-9)	25	\$43,230	CUT	Brice Garnett	70 69	139 (-3)	--	--	CUT	Robert Garrigus	73 71	144 (+2)	--	--
T30	Troy Merritt	68 68 66 71	273 (-9)	25	\$43,230	CUT	Chris Stroud	71 68	139 (-3)	--	--	CUT	Kevin Streelman	71 73	144 (+2)	--	--
T30	Kyle Stanley	69 64 70 70	273 (-9)	25	\$43,230	CUT	Nick Taylor	67 72	139 (-3)	--	--	CUT	K.J. Choi	69 76	145 (+3)	--	--
T30	Hank Lebioda	67 68 67 71	273 (-9)	25	\$43,230	CUT	Freddie Jacobson	69 70	139 (-3)	--	--	CUT	Zac Blair	72 73	145 (+3)	--	--
T35	Brandon Hagy	71 66 66 71	274 (-8)	18	\$32,258	CUT	Cameron Percy	73 66	139 (-3)	--	--	CUT	Robby Shelton	74 71	145 (+3)	--	--
T35	Adam Long	71 66 67 70	274 (-8)	18	\$32,258	CUT	Chris Kirk	71 68	139 (-3)	--	--	CUT	Beau Hossler	74 71	145 (+3)	--	--
T35	Jim Herman	72 65 67 70	274 (-8)	18	\$32,258	CUT	Chad Campbell	70 70	140 (-2)	--	--	CUT	Jinho Chung	71 75	146 (+4)	--	--
T35	Scott Stallings	67 70 69 68	274 (-8)	18	\$32,258	CUT	Aaron Baddeley	73 67	140 (-2)	--	--	CUT	D.A. Points	73 73	146 (+4)	--	--
T35	Dylan Frittelli	68 67 68 71	274 (-8)	18	\$32,258	CUT	Charles Howell III	68 72	140 (-2)	--	--	CUT	Matt Atkins	72 75	147 (+5)	--	--
T35	Alex Cejka	67 67 69 71	274 (-8)	18	\$32,258	CUT	Seamus Power	75 65	140 (-2)	--	--	CUT	Peter Malnati	74 73	147 (+5)	--	--
T35	Harry Higgs	70 67 67 70	274 (-8)	18	\$32,258	CUT	Martin Laird	70 70	140 (-2)	--	--	CUT	Derek Ernst	73 75	148 (+6)	--	--
T35	Bill Haas	68 68 67 71	274 (-8)	18	\$32,258	CUT	Kevin Kisner	73 67	140 (-2)	--	--	CUT	Cameron Davis	76 72	148 (+6)	--	--
T43	Luke Donald	70 68 69 68	275 (-7)	11	\$22,148	CUT	Bronson Burgoon	70 70	140 (-2)	--	--	CUT	Sangmoon Bae	72 77	149 (+7)	--	--
T43	Stewart Cink	69 67 68 71	275 (-7)	11	\$22,148	CUT	Xinjun Zhang	71 69	140 (-2)	--	--	CUT	Joseph Bramlett	70 80	150 (+8)	--	--
T43	Kyle Reifers	71 63 68 73	275 (-7)	--	\$22,148	CUT	Tom Hoge	70 70	140 (-2)	--	--	CUT	Sepp Straka	69 82	151 (+9)	--	--
T43	Scott Harrington	65 73 64 73	275 (-7)	11	\$22,148	CUT	Kristoffer Ventura	75 65	140 (-2)	--	--	CUT	Sebastian Cappelletti	75 77	152 (+10)	--	--
T43	Rhein Gibson	66 64 74 71	275 (-7)	11	\$22,148	CUT	Harris English	71 69	140 (-2)	--	--	CUT	Ted Potter, Jr.	74 78	152 (+10)	--	--
T43	Mark Anderson	66 68 70 71	275 (-7)	11	\$22,148	CUT	Si Woo Kim	72 68	140 (-2)	--	--	CUT	Tim Weinhart	73 80	153 (+11)	--	--
T43	David Lingmerth	69 67 67 72	275 (-7)	11	\$22,148	CUT	Aaron Wise	70 70	140 (-2)	--	--	W/D	George McNeill	77	77 (+5)	--	--
T50	Anirban Lahiri	71 67 66 72	276 (-6)	8	\$17,006	CUT	Adam Schenk	72 69	141 (-1)	--	--						
T50	Ryan Brehm	68 69 67 72	276 (-6)	8	\$17,006	CUT	Nelson Ledesma	71 70	141 (-1)	--	--						
T50	Chesson Hadley	71 65 67 73	276 (-6)	8	\$17,006	CUT	Andrew Landry	71 70	141 (-1)	--	--						
T53	Rory Sabbatini	67 70 70 70	277 (-5)	6	\$15,494	CUT	Roberto Castro	68 73	141 (-1)	--	--						

indicates playoff win

## Notes

Charles Howell III defeated Patrick Rodgers on the second playoff hole to win his third career PGA TOUR title in his 529th career start at the age of 39 years, 4 months, 30 days. It marked a span of 11 years, 9 months and 333 starts since his last TOUR win in 2007.

Charles Howell's victory came in his 529th start, the third-most starts before his third PGA TOUR victory: Leonard Thompson (553), Howard Twitty (532), Charles Howell III (529).

En route to earning a spot in the playoff, runner-up Patrick Rodgers closed with rounds of 61-62 for a 123 total, a PGA TOUR record for best closing 36-hole score.

With rounds of 64-64-68, Charles Howell III held the solo 18-, 36- and 54-hole lead, but did not earn an official wire-to-wire victory since a playoff was necessary. Howell improved his playoff record to 2-4.

Patrick Rodgers, who led the field with 26 birdies, made the longest putt of the first eight events of the 2018-19 season, an 85-foot, 5-inch birdie putt on No. 12 during the final round. It was the longest of the tournament by 26 feet.

One year after withdrawing after two rounds in the 2017 RSM Classic to be with his father (who later passed away), Webb Simpson finished third for his third top-10 in seven starts at The RSM Classic.

**WEATHER: Thursday:** Mostly cloudy. High of 58. Wind WNW 10 mph. **Friday:** Sunny, breezy and cool. High of 59. Wind NW 10-15 mph. **Saturday:** Sunny. High of 67. Wind NE 5-10 mph. **Sunday:** Mostly cloudy. High of 71. Wind ENE 5-10 mph.

### Tournament Record: 260

Kevin Kisner (2016)

### Sea Island Resort (Plantation): 63

Chris Kirk (2018)

### Sea Island Resort (Seaside): 60

Tommy Gainey (2012)

## Tournament History

End Date	Purse	Winner	Score	Runner-Up	Earnings	Location (Par/Yards)
<b>The RSM Classic</b>						
11/18/18	\$6,400,000	Charles Howell III *	263 (-19)	Patrick Rodgers - 263 (-19)	\$1,152,000	Sea Island Resort (Seaside), Sea Island, GA (70/7,005) Sea Island Resort (Plantation), Sea Island, GA (72/6,907)
11/19/17	\$6,200,000	Austin Cook	261 (-21)	J.J. Spaun - 265 (-17)	\$1,116,000	Sea Island Resort (Seaside), Sea Island, GA (70/7,005) Sea Island Resort (Plantation), Sea Island, GA (72/7,058)
11/20/16	\$6,000,000	Mackenzie Hughes *	265 (-17)	Camilo Villegas - 265 (-17) Billy Horschel - 265 (-17) Henrik Norlander - 265 (-17) Blayne Barber - 265 (-17)	\$1,080,000	Sea Island Resort (Seaside), Sea Island, GA (70/7,005) Sea Island Resort (Plantation), Sea Island, GA (72/7,058)
11/22/15	\$5,700,000	Kevin Kisner	260 (-22)	Kevin Chappell - 266 (-16)	\$1,026,000	Sea Island Resort (Seaside), Sea Island, GA (70/7,005) Sea Island Resort (Plantation), Sea Island, GA (72/7,058)
<b>The McGladrey Classic</b>						
10/26/14	\$5,600,000	Robert Streb *	266 (-14)	Brendon de Jonge - 266 (-14) Will MacKenzie - 266 (-14)	\$1,008,000	Sea Island Resort (Seaside), Sea Island, GA (70/7,005)
11/10/13	\$5,500,000	Chris Kirk	266 (-14)	Briny Baird - 267 (-13) Tim Clark - 267 (-13)	\$990,000	Sea Island Resort (Seaside), Sea Island, GA (70/7,005)
10/21/12	\$4,000,000	Tommy Gainey	264 (-16)	David Toms - 265 (-15)	\$720,000	Sea Island Resort (Seaside), Sea Island, GA (70/7,005)
10/16/11	\$4,000,000	Ben Crane *	265 (-15)	Webb Simpson - 265 (-15)	\$720,000	Sea Island Resort (Seaside), Sea Island, GA (70/7,005)
10/10/10	\$4,000,000	Heath Slocum	266 (-14)	Bill Haas - 267 (-13)	\$720,000	Sea Island Resort (Seaside), Sea Island, GA (70/7,005)

\* indicates playoff

# Sentry Tournament of Champions

Kapalua, Maui, Hawaii • January 3-6, 2019

Plantation Course at Kapalua

Par/Yards: 36-37--73 | 7,518



PGA TOUR event 12 of 49

FedExCup Points (first): 500

Purse: \$6,500,000



**Winner: Xander Schauffele**

FedExCup Points: 500

72-67-68-62 269 (-23) | \$1,300,000

## Leaders

### Round 1

Kevin Tway	66 (-7)
Dustin Johnson	67 (-6)
Gary Woodland	67 (-6)
Justin Thomas	67 (-6)
Marc Leishman	68 (-5)
<b>Xander Schauffele</b>	<b>72 (-1)</b>

### Round 2

Gary Woodland	134 (-12)
Rory McIlroy	137 (-9)
Kevin Tway	137 (-9)
Bryson DeChambeau	137 (-9)
Marc Leishman	138 (-8)
<b>Xander Schauffele</b>	<b>139 (-7)</b>

### Round 3

Gary Woodland	202 (-17)
Rory McIlroy	205 (-14)
Marc Leishman	206 (-13)
Bryson DeChambeau	207 (-12)
<b>Xander Schauffele</b>	<b>207 (-12)</b>

## Order of Finish

Pos	Player	Scores	Total	FedExCup Points	Earnings
1	Xander Schauffele	72 67 68 62	269 (-23)	500	\$1,300,000
2	Gary Woodland	67 67 68 68	270 (-22)	300	\$759,000
3	Justin Thomas	67 72 70 65	274 (-18)	190	\$475,000
T4	Dustin Johnson	67 74 69 67	277 (-15)	115	\$305,333
T4	Rory McIlroy	69 68 68 72	277 (-15)	115	\$305,333
T4	Marc Leishman	68 70 68 71	277 (-15)	115	\$305,333
7	Bryson DeChambeau	69 68 70 71	278 (-14)	90	\$218,000
T8	Jon Rahm	70 71 69 69	279 (-13)	80	\$191,000
T8	Patton Kizzire	69 71 71 68	279 (-13)	80	\$191,000
T8	Webb Simpson	70 72 72 65	279 (-13)	80	\$191,000
T11	Kevin Tway	66 71 72 71	280 (-12)	68	\$162,500
T11	Cameron Champ	71 68 74 67	280 (-12)	68	\$162,500
T13	Jason Day	69 71 75 66	281 (-11)	60	\$147,000

Pos	Player	Scores	Total	FedExCup Points	Earnings
T14	Charles Howell III	74 70 69 69	282 (-10)	56	\$132,000
T14	Andrew Putnam	69 73 70 70	282 (-10)	56	\$132,000
T16	Paul Casey	73 71 68 71	283 (-9)	52	\$113,000
T16	Troy Merritt	73 71 69 70	283 (-9)	52	\$113,000
18	Ian Poulter	71 69 73 71	284 (-8)	49	\$102,000
T19	Matt Kuchar	72 73 72 69	286 (-6)	45	\$92,333
T19	Brice Garnett	73 72 73 68	286 (-6)	45	\$92,333
T19	Scott Piercy	76 72 69 69	286 (-6)	45	\$92,333
T22	Brandt Snedeker	75 69 71 72	287 (-5)	40	\$82,500
T22	Andrew Landry	69 75 71 72	287 (-5)	40	\$82,500
24	Brooks Koepka	76 70 73 69	288 (-4)	37	\$78,000
T25	Patrick Reed	70 75 72 73	290 (-2)	35	\$74,000
T25	Billy Horschel	72 75 71 72	290 (-2)	35	\$74,000

Pos	Player	Scores	Total	FedExCup Points	Earnings
T27	Francesco Molinari	73 71 73 74	291 (-1)	30	\$68,250
T27	Ted Potter, Jr.	75 73 71 72	291 (-1)	30	\$68,250
T27	Keegan Bradley	77 69 72 73	291 (-1)	30	\$68,250
T27	Aaron Wise	74 71 73 73	291 (-1)	30	\$68,250
31	Bubba Watson	70 79 74 69	292 (E)	27	\$65,000
T32	Satoshi Kodaira	77 76 73 70	296 (+4)	24	\$63,500
T32	Michael Kim	71 72 80 73	296 (+4)	24	\$63,500

## Notes

Entering the final round trailing Gary Woodland by five strokes, Xander Schauffele recorded an 11-under 62 to win the Sentry Tournament of Champions by one shot over Woodland. The victory was Schauffele's fourth on the PGA TOUR and came at the age of 25 years, 2 months, 12 days.

Having won the 2018 World Golf Championships-HSBC Champions in his most recent start, Xander Schauffele became the first player to win in back-to-back starts since Bryson DeChambeau in the 2017-18 FedExCup Playoffs (2018 THE NORTHERN TRUST, 2018 Dell Technologies Championship).

Xander Schauffele's five-stroke deficit represented the largest 54-hole margin overcome to win on TOUR since Bubba Watson at the 2018 Travelers Championship (6) and largest in tournament history to date (previous: 4/three times; most recent: Stuart Appleby, 2005). Schauffele's final-round 62 was the low finish by a winner on TOUR since Francesco Molinari at the 2018 Quicken Loans National (62).

In the final round, Xander Schauffele holed out for eagle at the par-5 ninth (18 yards) and par-4 12th (107 yards), accomplishing the feat on multiple holes for the second time in his career (R4/2016 Sanderson Farms Championship).

Gary Woodland collected his second runner-up result of the season, finishing one shot behind Xander Schauffele at 22-under 270. Woodland began the final round with a three-shot lead and closed with a 68 against Schauffele's 62.

Gary Woodland fell to 0-for-7 with the 54-hole lead/co-lead at stroke-play events in his career (converted 54-hole lead to victory at the 2013 Reno-Tahoe Tournament, which used Modified Stableford scoring format). Prior to four rounds in the 60s for the week (67-67-68-68), Woodland had just one sub-70 scores in eight rounds at the event (67/R3/2014). Woodland received word Friday night that his grandmother had passed away in Kansas.

In his fourth start at the event, 2017 champion Justin Thomas shot a final-round 65 to finish third. Thomas tied Gary Woodland for most birdies in the field with 25.

Defending champion Dustin Johnson tied Marc Leishman and Rory McIlroy for fourth place, earning his seventh consecutive top-10 at the event.

**WEATHER: Thursday:** Partly cloudy and windy. High of 79. Wind ENE 14-22 mph, with gusts to 31 mph. **Friday:** Partly cloudy and windy. High of 79. Wind ENE 15-25 mph, with gusts to 35 mph. **Saturday:** Partly cloudy and windy. High of 79. Wind ENE 10-16 mph, with gusts to 25 mph. **Sunday:** Partly cloudy. High of 80. Wind NNW 5-10 mph.

## Tournament Record: 261

Ernie Els (2003)

## Plantation Course at Kapalua: 62

Xander Schauffele (2019), Jason Day (2015), Chris Kirk (2015), Graeme McDowell (2011), K.J. Choi (2003)

## Tournament History

End Date	Purse	Winner	Score	Runner-Up	Earnings	Location (Par/Yards)
<b>Sentry Tournament of Champions</b>						
1/6/19	\$6,500,000	Xander Schauffele	269 (-23)	Gary Woodland - 270 (-22)	\$1,300,000	Plantation Course at Kapalua, Kapalua, Maui, HI (73/7,518)
1/7/18	\$6,300,000	Dustin Johnson	268 (-24)	Jon Rahm - 276 (-16)	\$1,260,000	Plantation Course at Kapalua, Kapalua, Maui, HI (73/7,452)
<b>SBS Tournament of Champions</b>						
1/8/17	\$6,100,000	Justin Thomas	270 (-22)	Hideki Matsuyama - 273 (-19)	\$1,220,000	Plantation Course at Kapalua, Kapalua, Maui, HI (73/7,452)
<b>Hyundai Tournament of Champions</b>						
1/10/16	\$5,900,000	Jordan Spieth	262 (-30)	Patrick Reed - 270 (-22)	\$1,180,000	Plantation Course at Kapalua, Kapalua, Maui, HI (73/7,452)
1/12/15	\$5,700,000	Patrick Reed *	271 (-21)	Jimmy Walker - 271 (-21)	\$1,140,000	Plantation Course at Kapalua, Kapalua, Maui, HI (73/7,452)
1/6/14	\$5,700,000	Zach Johnson	273 (-19)	Jordan Spieth - 274 (-18)	\$1,140,000	Plantation Course at Kapalua, Kapalua, Maui, HI (73/7,452)
1/7/13	\$5,700,000	Dustin Johnson	203 (-16)	Steve Stricker - 207 (-12)	\$1,140,000	Plantation Course at Kapalua, Kapalua, Maui, HI (73/7,452)
1/9/12	\$5,600,000	Steve Stricker	269 (-23)	Martin Laird - 272 (-20)	\$1,120,000	Plantation Course at Kapalua, Kapalua, Maui, HI (73/7,411)
1/9/11	\$5,600,000	Jonathan Byrd *	268 (-24)	Robert Garrigus - 268 (-24)	\$1,120,000	Plantation Course at Kapalua, Kapalua, Maui, HI (73/7,411)
<b>SBS Championship</b>						
1/10/10	\$5,600,000	Geoff Ogilvy	270 (-22)	Rory Sabbatini - 271 (-21)	\$1,120,000	Plantation Course at Kapalua, Kapalua, Maui, HI (73/7,411)
<b>Mercedes-Benz Championship</b>						
1/11/09	\$5,600,000	Geoff Ogilvy	268 (-24)	Davis Love III - 274 (-18) Anthony Kim - 274 (-18)	\$1,120,000	Plantation Course at Kapalua, Kapalua, Maui, HI (73/7,411)
1/6/08	\$5,500,000	Daniel Chopra *	274 (-18)	Steve Stricker - 274 (-18)	\$1,100,000	Plantation Course at Kapalua, Kapalua, Maui, HI (73/7,411)
1/7/07	\$5,500,000	Vijay Singh	278 (-14)	Adam Scott - 280 (-12)	\$1,100,000	Plantation Course at Kapalua, Kapalua, Maui, HI (73/7,411)
<b>Mercedes Championships</b>						
1/8/06	\$5,400,000	Stuart Appleby *	284 (-8)	Vijay Singh - 284 (-8)	\$1,080,000	Plantation Course at Kapalua, Kapalua, Maui, HI (73/7,411)
1/9/05	\$5,300,000	Stuart Appleby	271 (-22)	Jonathan Kaye - 272 (-20)	\$1,060,000	Plantation Course at Kapalua, Kapalua, Maui, HI (73/7,263)
1/11/04	\$5,300,000	Stuart Appleby	270 (-21)	Vijay Singh - 271 (-21)	\$1,060,000	Plantation Course at Kapalua, Kapalua, Maui, HI (73/7,263)
1/12/03	\$5,000,000	Ernie Els	261 (-31)	Rocco Mediate - 269 (-23) K.J. Choi - 269 (-23)	\$1,000,000	Plantation Course at Kapalua, Kapalua, Maui, HI (73/7,263)
1/6/02	\$4,000,000	Sergio Garcia *	274 (-18)	David Toms - 274 (-18)	\$720,000	Plantation Course at Kapalua, Kapalua, Maui, HI (73/7,263)
1/14/01	\$3,500,000	Jim Furyk	274 (-18)	Rory Sabbatini - 275 (-17)	\$630,000	Plantation Course at Kapalua, Kapalua, Maui, HI (73/7,263)
1/9/00	\$2,900,000	Tiger Woods *	276 (-16)	Ernie Els - 276 (-16)	\$522,000	Plantation Course at Kapalua, Kapalua, Maui, HI (73/7,263)
1/10/99	\$2,600,000	David Duval	266 (-26)	Billy Mayfair - 275 (-17) Mark O' Meara - 275 (-17)	\$468,000	Plantation Course at Kapalua, Kapalua, Maui, HI (73/7,263)
1/11/98	\$1,700,000	Phil Mickelson	271 (-17)	Mark O' Meara - 272 (-16) Tiger Woods - 272 (-16)	\$306,000	La Costa CC, Carlsbad, CA (72/7,022)
1/12/97	\$1,200,000	Tiger Woods *	202 (-14)	Tom Lehman - 202 (-14)	\$216,000	La Costa CC, Carlsbad, CA (72/7,022)
1/7/96	\$1,000,000	Mark O' Meara	271 (-17)	Nick Faldo - 274 (-14) Scott Hoch - 274 (-14)	\$180,000	La Costa CC, Carlsbad, CA (72/7,022)
1/8/95	\$1,000,000	Steve Elkington *	278 (-10)	Bruce Lietzke - 278 (-10)	\$180,000	La Costa CC, Carlsbad, CA (72/7,022)
1/9/94	\$1,000,000	Phil Mickelson *	276 (-12)	Fred Couples - 276 (-12)	\$180,000	La Costa CC, Carlsbad, CA (72/7,022)
<b>Infiniti Tournament of Champions</b>						
1/10/93	\$800,000	Davis Love III	272 (-16)	Tom Kite - 273 (-15)	\$144,000	La Costa CC, Carlsbad, CA (72/7,022)
1/12/92	\$800,000	Steve Elkington *	279 (-9)	Brad Faxon - 279 (-9)	\$144,000	La Costa CC, Carlsbad, CA (72/7,022)
1/6/91	\$800,000	Tom Kite	272 (-16)	Lanny Wadkins - 273 (-15)	\$144,000	La Costa CC, Carlsbad, CA (72/7,022)
<b>MONY Tournament of Champions</b>						
1/7/90	\$750,000	Paul Azinger	272 (-16)	Ian Baker-Finch - 273 (-15)	\$135,000	La Costa CC, Carlsbad, CA (72/7,022)
1/8/89	\$750,000	Steve Jones	279 (-9)	David Frost - 282 (-6) Jay Haas - 282 (-6)	\$135,000	La Costa CC, Carlsbad, CA (72/7,022)
1/17/88	\$500,000	Steve Pate	202 (-14)	Larry Nelson - 203 (-13)	\$90,000	La Costa CC, Carlsbad, CA (72/7,022)
1/10/87	\$500,000	Mac O' Grady	278 (-10)	Rick Fehr - 279 (-9)	\$90,000	La Costa CC, Carlsbad, CA (72/7,022)
1/11/86	\$500,000	Calvin Peete	267 (-21)	Mark O' Meara - 273 (-15)	\$90,000	La Costa CC, Carlsbad, CA (72/7,022)
5/5/85	\$400,000	Tom Kite	275 (-13)	Mark McCumber - 281 (-7)	\$72,000	La Costa CC, Carlsbad, CA (72/7,022)
5/6/84	\$400,000	Tom Watson	274 (-14)	Bruce Lietzke - 279 (-9)	\$72,000	La Costa CC, Carlsbad, CA (72/7,022)
4/24/83	\$400,000	Lanny Wadkins	280 (-8)	Raymond Floyd - 281 (-7)	\$72,000	La Costa CC, Carlsbad, CA (72/6,911)
4/18/82	\$350,000	Lanny Wadkins	280 (-8)	Andy Bean - 283 (-5) David Graham - 283 (-5) Craig Stadler - 283 (-5) Ron Streck - 283 (-5)	\$63,000	La Costa CC, Carlsbad, CA (72/6,911)
4/19/81	\$300,000	Lee Trevino	273 (-15)	Raymond Floyd - 275 (-13)	\$54,000	La Costa CC, Carlsbad, CA (72/6,911)
4/20/80	\$300,000	Tom Watson	276 (-12)	Jim Colbert - 279 (-9)	\$54,000	La Costa CC, Carlsbad, CA (72/6,911)
4/22/79	\$300,000	Tom Watson	275 (-13)	Bruce Lietzke - 281 (-7) Jerry Pate - 281 (-7)	\$54,000	La Costa CC, Carlsbad, CA (72/6,911)
4/16/78	\$225,000	Gary Player	281 (-7)	Andy North - 283 (-5) Lee Trevino - 283 (-5)	\$45,000	La Costa CC, Carlsbad, CA (72/6,911)
4/17/77	\$225,000	Jack Nicklaus *	281 (-7)	Bruce Lietzke - 281 (-7)	\$45,000	La Costa CC, Carlsbad, CA (72/6,911)
4/18/76	\$225,000	Don January	277 (-11)	Hubert Green - 282 (-6)	\$45,000	La Costa CC, Carlsbad, CA (72/6,911)
4/27/75	\$200,000	Al Geiberger *	277 (-11)	Gary Player - 277 (-11)	\$40,000	La Costa CC, Carlsbad, CA (72/6,911)
<b>Tournament of Champions</b>						
4/28/74	\$200,000	Johnny Miller	280 (-8)	Bud Allin - 281 (-7) John Mahaffey - 281 (-7)	\$40,000	La Costa CC, Carlsbad, CA (72/6,911)
4/22/73	\$200,000	Jack Nicklaus	276 (-12)	Lee Trevino - 277 (-11)	\$40,000	La Costa CC, Carlsbad, CA (72/6,911)
4/23/72	\$165,000	Bobby Mitchell *	280 (-8)	Jack Nicklaus - 280 (-8)	\$33,000	La Costa CC, Carlsbad, CA (72/6,911)
4/25/71	\$165,000	Jack Nicklaus	279 (-9)	Bruce Devlin - 287 (-1) Gary Player - 287 (-1) Dave Stockton - 287 (-1)	\$33,000	La Costa CC, Carlsbad, CA (72/6,911)
4/26/70	\$150,000	Frank Beard	273 (-15)	Billy Casper - 280 (-8) Gary Player - 280 (-8) Tony Jacklin - 280 (-8)	\$30,000	La Costa CC, Carlsbad, CA (72/6,911)
4/20/69	\$150,000	Gary Player	284 (-4)	Lee Trevino - 286 (-2)	\$30,000	La Costa CC, Carlsbad, CA (72/6,911)
4/21/68	\$150,000	Don January	276 (-8)	Julius Boros - 277 (-7)	\$30,000	Stardust CC, Las Vegas, NV (71/6,725)
4/16/67	\$100,000	Frank Beard	278 (-6)	Arnold Palmer - 279 (-5)	\$20,000	Stardust CC, Las Vegas, NV (71/6,725)
4/18/66	\$100,000	Arnold Palmer *	283 (-5)	Gay Brewer - 283 (-5)	\$20,000	Desert Inn CC, Las Vegas, NV (72/7,209)
5/2/65	\$75,000	Arnold Palmer	277 (-11)	Chi Chi Rodriguez - 279 (-9)	\$14,000	Desert Inn CC, Las Vegas, NV (72/7,209)
5/3/64	\$65,000	Jack Nicklaus	279 (-9)	Al Geiberger - 281 (-7) Doug Sanders - 281 (-7)	\$12,000	Desert Inn CC, Las Vegas, NV (72/7,209)
5/5/63	\$59,000	Jack Nicklaus	273 (-15)	Arnold Palmer - 278 (-10) Tony Lema - 278 (-10)	\$13,000	Desert Inn CC, Las Vegas, NV (72/7,209)
5/6/62	\$58,000	Arnold Palmer	276 (-12)	Billy Casper - 277 (-11)	\$11,000	Desert Inn CC, Las Vegas, NV (72/7,209)
5/7/61	\$52,000	Sam Snead	273 (-15)	Tommy Bolt - 280 (-8)	\$10,000	Desert Inn CC, Las Vegas, NV (72/7,209)
5/8/60	\$42,400	Jerry Barber	268 (-20)	Jay Hebert - 272 (-16)	\$10,000	Desert Inn CC, Las Vegas, NV (72/7,209)
4/26/59	\$46,620	Mike Souchak	281 (-7)	Art Wall - 283 (-5)	\$10,000	Desert Inn CC, Las Vegas, NV (72/7,209)
4/27/58	\$40,000	Stan Leonard	275 (-13)	Billy Casper - 276 (-12)	\$10,000	Desert Inn CC, Las Vegas, NV (72/7,209)
4/21/57	\$40,000	Gene Littler	285 (-3)	Billy Casper - 288 Dow Finsterwald - 288 Billy Maxwell - 288 Jimmy Demaret - 288	\$10,000	Desert Inn CC, Las Vegas, NV (72/7,209)
4/29/56	\$38,500	Gene Littler	281 (-7)	Cary Middlecoff - 285 (-3)	\$10,000	Desert Inn CC, Las Vegas, NV (72/7,209)
5/1/55	\$35,000	Gene Littler	280 (-8)	Jerry Barber - 293 (5) Bob Toski - 293 (5) Pete Cooper - 293 (5)	\$10,000	Desert Inn CC, Las Vegas, NV (72/7,209)
4/25/54	\$35,000	Art Wall	278 (-10)	Al Besselink - 284 (-4) Lloyd Mangrum - 284 (-4)	\$10,000	Desert Inn CC, Las Vegas, NV (72/7,209)
4/26/53	\$35,000	Al Besselink	280 (-8)	Chandler Harper - 281 (-7)	\$10,000	Desert Inn CC, Las Vegas, NV (72/7,209)

\* indicates playoff

# Sony Open in Hawaii

Honolulu, Hawaii • January 10-13, 2019

Waialae CC

Par/Yards: 35-35--70 | 7,044



PGA TOUR event 13 of 49

FedExCup Points (first): 500

Purse: \$6,400,000

**Winner: Matt Kuchar**

FedExCup Points: 500

63-63-66-66 258 (-22) | \$1,152,000

## Leaders

### Round 1

Adam Svensson	61 (-9)
Andrew Putnam	62 (-8)
<b>Matt Kuchar</b>	<b>63 (-7)</b>
Chez Reavie	65 (-5)
Shugo Imahira	65 (-5)
Hudson Swafford	65 (-5)

### Round 2

<b>Matt Kuchar</b>	<b>126 (-14)</b>
Andrew Putnam	127 (-13)
Stewart Cink	130 (-10)
Chez Reavie	130 (-10)
Marc Leishman	131 (-9)
Ted Potter, Jr.	131 (-9)

### Round 3

<b>Matt Kuchar</b>	<b>192 (-18)</b>
Andrew Putnam	194 (-16)
Chez Reavie	196 (-14)
Keith Mitchell	196 (-14)
9 tied at position	199 (-11)

**Order of Finish** (cut: 36 HOLES: 81 professionals at -2 (138) or better. 54 HOLES: 71 professionals at -2 (208) or better. )

Pos	Player	Scores	Total	FedExCup Points	Earnings	Pos	Player	Scores	Total	FedExCup Points	Earnings	Pos	Player	Scores	Total	FedExCup Points	Earnings
1	Matt Kuchar	63 63 66 66	258 (-22)	500	\$1,152,000	T51	Jim Knous	66 69 69 70	274 (-6)	7	\$15,061	CUT	John Huh	70 70	140 (E)	--	--
2	Andrew Putnam	62 65 67 68	262 (-18)	300	\$691,200	T51	Dylan Frittelli	67 69 67 71	274 (-6)	7	\$15,061	CUT	Whee Kim	71 69	140 (E)	--	--
T3	Chez Reavie	65 65 66 67	263 (-17)	134	\$307,200	T51	Jimmy Walker	69 69 67 69	274 (-6)	7	\$15,061	CUT	Michael Kim	71 69	140 (E)	--	--
T3	Marc Leishman	67 64 68 64	263 (-17)	134	\$307,200	T51	Hideki Matsuyama	69 67 65 73	274 (-6)	7	\$15,061	CUT	Kelly Kraft	68 72	140 (E)	--	--
T3	Hudson Swafford	65 67 67 64	263 (-17)	134	\$307,200	T51	Alex Prugh	73 65 65 71	274 (-6)	7	\$15,061	CUT	Sam Ryder	67 73	140 (E)	--	--
T3	Corey Connors	68 67 64 64	263 (-17)	134	\$307,200	T51	Brandon Harkins	71 66 70 67	274 (-6)	7	\$15,061	CUT	Adam Long	71 69	140 (E)	--	--
7	Davis Love III	67 68 64 65	264 (-16)	90	\$214,400	T57	Wes Roach	67 68 70 70	275 (-5)	5	\$14,080	CUT	Sam Burns	71 69	140 (E)	--	--
T8	Charles Howell III	69 66 64 66	265 (-15)	83	\$192,000	T57	Chase Wright	69 68 67 71	275 (-5)	5	\$14,080	CUT	Sepp Straka	69 71	140 (E)	--	--
T8	Brian Stuard	66 69 64 66	265 (-15)	83	\$192,000	T57	Tyler Duncan	72 66 66 71	275 (-5)	5	\$14,080	CUT (A)	Takumi Kanaya	71 70	141 (+1)	--	--
T10	Sung Kang	70 67 65 64	266 (-14)	70	\$160,000	T57	Trey Mullinax	68 70 70 67	275 (-5)	5	\$14,080	CUT	John Chin	66 75	141 (+1)	--	--
T10	Bryson DeChambeau	69 67 63 67	266 (-14)	70	\$160,000	T57	Adam Hadwin	73 65 70 67	275 (-5)	5	\$14,080	CUT	Robert Streb	71 70	141 (+1)	--	--
T10	Sebastián Muñoz	68 65 68 65	266 (-14)	70	\$160,000	T57	José de Jesús Rodríguez	66 70 70 69	275 (-5)	5	\$14,080	CUT	Peter Malnati	72 69	141 (+1)	--	--
T13	Patrick Reed	68 66 68 65	267 (-13)	57	\$123,733	T57	Fabian Gómez	70 67 69 69	275 (-5)	5	\$14,080	CUT	Ben Martin	73 68	141 (+1)	--	--
T13	Patton Kizzire	67 68 67 65	267 (-13)	57	\$123,733	T64	Ryan Blaum	68 66 71 71	276 (-4)	4	\$13,504	CUT	Troy Merritt	71 71	142 (+2)	--	--
T13	Ted Potter, Jr.	66 65 68 68	267 (-13)	57	\$123,733	T64	Yuki Inamori	69 68 71 68	276 (-4)	--	\$13,504	CUT	Kyung-Hoon Lee	71 71	142 (+2)	--	--
T16	Brandt Snedeker	66 69 65 68	268 (-12)	50	\$99,200	66	Russell Henley	68 69 71 69	277 (-3)	4	\$13,312	CUT	Yuta Ikeda	72 70	142 (+2)	--	--
T16	Sungjae Im	71 64 65 68	268 (-12)	50	\$99,200	T67	Rikuya Hoshino	66 72 69 71	278 (-2)	--	\$13,120	CUT	Bubba Watson	71 71	142 (+2)	--	--
T16	Justin Thomas	67 68 67 66	268 (-12)	50	\$99,200	T67	Johnson Wagner	68 69 70 71	278 (-2)	4	\$13,120	CUT	Josh Teater	69 74	143 (+3)	--	--
T16	Keith Mitchell	68 65 63 72	268 (-12)	50	\$99,200	T69	Kevin Kisner	69 69 68 73	279 (-1)	3	\$12,864	CUT	Jonas Blixt	71 72	143 (+3)	--	--
T20	J.T. Poston	68 66 69 66	269 (-11)	44	\$80,000	T69	Michael Thompson	66 69 70 74	279 (-1)	3	\$12,864	CUT	Chris Thompson	72 71	143 (+3)	--	--
T20	Stewart Cink	68 62 70 69	269 (-11)	44	\$80,000	71	Danny Lee	70 66 70 74	280 (E)	3	\$12,672	CUT	Vaughn Taylor	69 74	143 (+3)	--	--
T22	Ryan Armour	72 64 68 66	270 (-10)	36	\$57,691	72	Eric Dugas	67 71 71	280 (-1)	--	\$12,544	CUT	Satoshi Kodaira	71 72	143 (+3)	--	--
T22	Brian Gay	67 69 68 66	270 (-10)	36	\$57,691	T73	Steve Stricker	71 67 72	210 (E)	3	\$12,224	CUT	Nicholas Lindheim	74 69	143 (+3)	--	--
T22	Joel Dahmen	67 70 66 67	270 (-10)	36	\$57,691	T73	Martin Trainer	69 68 73	210 (E)	3	\$12,224	CUT	Jared Sawada	72 71	143 (+3)	--	--
T22	Harris English	68 68 67 67	270 (-10)	36	\$57,691	T73	Jason Dufner	66 72 72	210 (E)	3	\$12,224	CUT	Ollie Schniederjans	70 73	143 (+3)	--	--
T22	Emiliano Grillo	70 68 63 69	270 (-10)	36	\$57,691	T73	Cameron Champ	69 68 73	210 (E)	3	\$12,224	CUT	Cameron Davis	73 71	144 (+4)	--	--
T22	Kyle Stanley	73 64 68 65	270 (-10)	36	\$57,691	T77	Sean O'Hair	69 68 74	211 (+1)	2	\$11,840	CUT	Roberto Diaz	71 73	144 (+4)	--	--
T22	Cameron Smith	66 68 69 67	270 (-10)	36	\$57,691	T77	Mackenzie Hughes	70 68 73	211 (+1)	2	\$11,840	CUT	Steve Marino	74 70	144 (+4)	--	--
T29	Abraham Ancer	68 66 68 69	271 (-9)	27	\$42,560	79	Brady Schnell	71 67 74	212 (+2)	2	\$11,648	CUT	Nick Taylor	70 74	144 (+4)	--	--
T29	Carlos Ortiz	68 69 70 64	271 (-9)	27	\$42,560	80	Gary Woodland	71 66 76	213 (+3)	2	\$11,520	CUT	Kenny Perry	72 72	144 (+4)	--	--
T29	Keegan Bradley	68 65 70 68	271 (-9)	27	\$42,560	81	Joey Garber	71 67 76	214 (+4)	2	\$11,392	CUT	J.J. Henry	76 69	145 (+5)	--	--
T29	Matt Jones	67 69 67 68	271 (-9)	27	\$42,560	CUT	Tom Hoge	70 69	139 (-1)	--	--	CUT	Brian Harman	72 73	145 (+5)	--	--
T33	Rory Sabbatini	68 67 68 69	272 (-8)	19	\$31,040	CUT	Wyndham Clark	71 68	139 (-1)	--	--	CUT	Andrew Landry	74 71	145 (+5)	--	--
T33	Y.E. Yang	68 68 70 66	272 (-8)	19	\$31,040	CUT	Talor Gooch	71 68	139 (-1)	--	--	CUT	Brent Grant	72 73	145 (+5)	--	--
T33	Shugo Imahira	65 67 71 69	272 (-8)	--	\$31,040	CUT	Si Woo Kim	68 71	139 (-1)	--	--	CUT	Kramer Hickok	75 70	145 (+5)	--	--
T33	Ian Poulter	69 69 66 68	272 (-8)	19	\$31,040	CUT	Ben Silverman	72 67	139 (-1)	--	--	CUT	Adam Schenk	74 72	146 (+6)	--	--
T33	Scott Piercy	71 66 66 69	272 (-8)	19	\$31,040	CUT	Jordan Spieth	73 66	139 (-1)	--	--	CUT	Seth Reeves	74 72	146 (+6)	--	--
T33	Roger Sloan	69 65 66 72	272 (-8)	19	\$31,040	CUT	Zach Johnson	71 68	139 (-1)	--	--	CUT	Shawn Stefani	72 75	147 (+7)	--	--
T33	Sam Saunders	68 69 68 67	272 (-8)	19	\$31,040	CUT	Kevin Tway	68 71	139 (-1)	--	--	CUT	Adam Scott	72 75	147 (+7)	--	--
T33	Scott Brown	68 66 70 68	272 (-8)	19	\$31,040	CUT	Chris Kirk	69 70	139 (-1)	--	--	CUT	Kyle Jones	73 74	147 (+7)	--	--
T33	Brice Garnett	70 68 68 66	272 (-8)	19	\$31,040	CUT	Jerry Kelly	69 70	139 (-1)	--	--	CUT	Seamus Power	72 76	148 (+8)	--	--
T33	Dominic Bozzelli	71 64 64 73	272 (-8)	19	\$31,040	CUT	Pat Perez	69 70	139 (-1)	--	--	CUT	Patrick Rodgers	74 74	148 (+8)	--	--
T43	Adam Svensson	61 74 70 68	273 (-7)	10	\$19,488	CUT	David Hearn	70 69	139 (-1)	--	--	CUT	Vijay Singh	75 74	149 (+9)	--	--
T43	Stephan Jaeger	69 69 65 70	273 (-7)	10	\$19,488	CUT	Paul Casey	72 68	140 (E)	--	--	CUT (A)	Peter Jung	84 78	162 (+22)	--	--
T43	Hank Lebioda	70 67 68 68	273 (-7)	10	\$19,488	CUT	Luke Donald	69 71	140 (E)	--	--						
T43	Anirban Lahiri	68 68 71 66	273 (-7)	10	\$19,488	CUT	Max Homa	72 68	140 (E)	--	--						
T43	Jim Herman	69 68 69 67	273 (-7)	10	\$19,488	CUT	Sangmoon Bae	75 65	140 (E)	--	--						
T43	Scott Langley	70 67 66 70	273 (-7)	10	\$19,488	CUT	James Hahn	69 71	140 (E)	--	--						
T43	Russell Knox	68 67 69 69	273 (-7)	10	\$19,488	CUT	Colt Knost	69 71	140 (E)	--	--						
T43	Julian Etulin	67 67 68 71	273 (-7)	10	\$19,488	CUT	Jamie Lovemark	69 71	140 (E)	--	--						

## Notes

With rounds of 63-63-66-66, Matt Kuchar won the Sony Open in Hawaii for his ninth PGA TOUR victory and second of the season. The victory came in his 430th TOUR start at the age of 40 years, 6 months, 23 days, and marked the 100th top-10 of his career.

Matt Kuchar's winning score (258) topped his previous career-best (262/2018 Mayakoba Golf Classic) and represented the 17th 72-hole score of 258 or better in PGA TOUR history.

Following wins at the Mayakoba Golf Classic and the Sony Open in Hawaii, Matt Kuchar became the second player to win twice during the 2018-19 season, joining Xander Schauffele. Kuchar's only previous multiple-win season came in 2013 (World Golf Championships-Dell Technologies Match Play, the Memorial Tournament presented by Nationwide).

Matt Kuchar became the third defending champion of the Mayakoba Golf Classic to win the Sony Open in Hawaii since 2011 and second consecutive (Johnson Wagner, 2011 Mayakoba Golf Classic; 2012 Sony Open; Patton Kizzire, 2017 Mayakoba Golf Classic/2018 Sony Open).

At 18-under 262, Andrew Putnam finished runner-up by four strokes to Matt Kuchar. Putnam made more than 420 feet of putts for the first time in his career (447' 7") and led the field in Strokes Gained: Putting with an average per round of 2.724 (previous career-best: 1.956/2015 The Honda Classic).

**WEATHER: Thursday:** Partly cloudy. High of 80. Wind ESE 7-12 mph. **Friday:** Partly cloudy. High of 80. Wind SSE 7-12 mph. **Saturday:** Partly cloudy. High of 80. Wind ESE 7-14 mph. **Sunday:** Partly cloudy. High of 79. Wind ESE 7-14 mph.

## Tournament Record: 253

Justin Thomas (2017)

**Waialae CC: 59**

Justin Thomas (2017)

## Tournament History

End Date	Purse	Winner	Score	Runner-Up	Earnings	Location (Par/Yards)
<b>Sony Open in Hawaii</b>						
1/13/19	\$6,400,000	Matt Kuchar	258 (-22)	Andrew Putnam - 262 (-18)	\$1,152,000	Waialae CC, Honolulu, HI (70/7,044)
1/14/18	\$6,200,000	Patton Kizzire *	263 (-17)	James Hahn - 263 (-17)	\$1,116,000	Waialae CC, Honolulu, HI (70/7,044)
1/15/17	\$6,000,000	Justin Thomas	253 (-27)	Justin Rose - 260 (-20)	\$1,080,000	Waialae CC, Honolulu, HI (70/7,044)
1/17/16	\$5,800,000	Fabián Gómez *	260 (-20)	Brandt Snedeker - 260 (-20)	\$1,044,000	Waialae CC, Honolulu, HI (70/7,044)
1/18/15	\$5,600,000	Jimmy Walker	257 (-23)	Scott Piercy - 266 (-14)	\$1,008,000	Waialae CC, Honolulu, HI (70/7,044)
1/12/14	\$5,600,000	Jimmy Walker	263 (-17)	Chris Kirk - 264 (-16)	\$1,008,000	Waialae CC, Honolulu, HI (70/7,044)
1/13/13	\$5,600,000	Russell Henley	256 (-24)	Tim Clark - 259 (-21)	\$1,008,000	Waialae CC, Honolulu, HI (70/7,044)
1/15/12	\$5,500,000	Johnson Wagner	267 (-13)	Harrison Frazar - 269 (-11) Charles Howell III - 269 (-11) Sean O'Hair - 269 (-11) Carl Pettersson - 269 (-11)	\$990,000	Waialae CC, Honolulu, HI (70/7,044)
1/16/11	\$5,500,000	Mark Wilson	264 (-16)	Tim Clark - 266 (-14) Steve Marino - 266 (-14)	\$990,000	Waialae CC, Honolulu, HI (70/7,044)
1/17/10	\$5,500,000	Ryan Palmer	265 (-15)	Robert Allenby - 266 (-14)	\$990,000	Waialae CC, Honolulu, HI (70/7,044)
1/18/09	\$5,400,000	Zach Johnson	265 (-15)	David Toms - 267 (-13) Adam Scott - 267 (-13)	\$972,000	Waialae CC, Honolulu, HI (70/7,044)
1/13/08	\$5,300,000	K.J. Choi	266 (-14)	Rory Sabbatini - 269 (-11)	\$954,000	Waialae CC, Honolulu, HI (70/7,044)
1/14/07	\$5,200,000	Paul Goydos	266 (-14)	Charles Howell III - 267 (-13) Luke Donald - 267 (-13)	\$936,000	Waialae CC, Honolulu, HI (70/7,044)
1/15/06	\$5,100,000	David Toms	261 (-19)	Chad Campbell - 266 (-14) Rory Sabbatini - 266 (-14)	\$918,000	Waialae CC, Honolulu, HI (70/7,060)
1/16/05	\$4,800,000	Vijay Singh	269 (-11)	Ernie Els - 270 (-10)	\$864,000	Waialae CC, Honolulu, HI (70/7,060)
1/18/04	\$4,800,000	Ernie Els *	262 (-18)	Harrison Frazar - 262 (-18)	\$864,000	Waialae CC, Honolulu, HI (70/7,060)
1/19/03	\$4,500,000	Ernie Els *	264 (-16)	Aaron Baddeley - 264 (-16)	\$810,000	Waialae CC, Honolulu, HI (70/7,060)
1/13/02	\$4,000,000	Jerry Kelly	266 (-14)	John Cook - 267 (-13)	\$720,000	Waialae CC, Honolulu, HI (70/7,060)
1/21/01	\$4,000,000	Brad Faxon	260 (-20)	Tom Lehman - 264 (-16)	\$720,000	Waialae CC, Honolulu, HI (70/7,060)
1/16/00	\$2,900,000	Paul Azinger	261 (-19)	Stuart Appleby - 268 (-12)	\$522,000	Waialae CC, Honolulu, HI (70/7,012)
1/17/99	\$2,600,000	Jeff Sluman	271 (-9)	Davis Love III - 273 (-7) Jeff Maggert - 273 (-7) Len Mattiace - 273 (-7) Chris Perry - 273 (-7) Tommy Tolles - 273 (-7)	\$468,000	Waialae CC, Honolulu, HI (70/7,012)
<b>United Airlines Hawaiian Open</b>						
2/15/98	\$1,800,000	John Huston	260 (-28)	Tom Watson - 267 (-21)	\$324,000	Waialae CC, Honolulu, HI (72/7,012)
2/16/97	\$1,200,000	Paul Stankowski *	271 (-17)	Mike Reid - 271 (-17) Jim Furyk - 271 (-17)	\$216,000	Waialae CC, Honolulu, HI (72/7,012)
2/18/96	\$1,200,000	Jim Furyk *	277 (-11)	Brad Faxon - 277 (-11)	\$216,000	Waialae CC, Honolulu, HI (72/6,975)
1/15/95	\$1,200,000	John Morse	269 (-19)	Tom Lehman - 272 (-16) Duffy Waldorf - 272 (-16)	\$216,000	Waialae CC, Honolulu, HI (72/6,975)
1/16/94	\$1,200,000	Brett Ogle	269 (-19)	Davis Love III - 270 (-18)	\$216,000	Waialae CC, Honolulu, HI (72/6,975)
1/17/93	\$1,200,000	Howard Twitty	269 (-19)	Joey Sindelar - 273 (-15)	\$216,000	Waialae CC, Honolulu, HI (72/6,975)
2/6/92	\$1,200,000	John Cook	265 (-23)	Paul Azinger - 267 (-21)	\$216,000	Waialae CC, Honolulu, HI (72/6,975)
<b>United Hawaiian Open</b>						
1/20/91	\$1,100,000	Lanny Wadkins	270 (-18)	John Cook - 274 (-14)	\$198,000	Waialae CC, Honolulu, HI (72/6,975)
<b>Hawaiian Open</b>						
2/11/90	\$1,000,000	David Ishii	279 (-9)	Paul Azinger - 280 (-8)	\$180,000	Waialae CC, Honolulu, HI (72/6,975)
2/12/89	\$750,000	Gene Sauers	197 (-19)	David Ogrin - 198 (-18)	\$135,000	Waialae CC, Honolulu, HI (72/6,975)
2/14/88	\$600,000	Lanny Wadkins	271 (-17)	Richard Zokol - 272 (-16)	\$108,000	Waialae CC, Honolulu, HI (72/6,975)
2/8/87	\$600,000	Corey Pavin *	270 (-18)	Craig Stadler - 270 (-18)	\$108,000	Waialae CC, Honolulu, HI (72/6,975)
2/16/86	\$500,000	Corey Pavin	272 (-16)	Paul Azinger - 274 (-14)	\$90,000	Waialae CC, Honolulu, HI (72/6,975)
2/10/85	\$500,000	Mark O'Meara	267	Craig Stadler - 268	\$90,000	Waialae CC, Honolulu, HI (72/6,975)
2/12/84	\$500,000	Jack Renner *	271	Wayne Levi - 271	\$90,000	Waialae CC, Honolulu, HI (72/7,234)
2/13/83	\$325,000	Isao Aoki	268	Jack Renner - 269	\$58,500	Waialae CC, Honolulu, HI (72/7,284)
2/14/82	\$325,000	Wayne Levi	277 (-11)	Scott Simpson - 278 (-10)	\$58,500	Waialae CC, Honolulu, HI (72/7,234)
2/15/81	\$325,000	Hale Irwin	265 (-23)	Don January - 271 (-17)	\$58,500	Waialae CC, Honolulu, HI (72/7,234)
2/10/80	\$325,000	Andy Bean	266 (-22)	Lee Trevino - 269 (-19)	\$58,500	Waialae CC, Honolulu, HI (72/7,234)
2/11/79	\$300,000	Hubert Green	267 (-21)	Fuzzy Zoeller - 270 (-18)	\$54,000	Waialae CC, Honolulu, HI (72/7,234)
2/5/78	\$250,000	Hubert Green *	274 (-14)	Billy Kratzert - 274 (-14)	\$50,000	Waialae CC, Honolulu, HI (72/7,234)
2/6/77	\$240,000	Bruce Lietzke	273 (-15)	Don January - 276 (-12) Takashi Murakami - 276 (-12)	\$48,000	Waialae CC, Honolulu, HI (72/7,234)
2/1/76	\$230,000	Ben Crenshaw	270 (-18)	Hale Irwin - 274 (-14) Larry Nelson - 274 (-14)	\$46,000	Waialae CC, Honolulu, HI (72/7,234)
2/2/75	\$220,000	Gary Groh	274 (-14)	Al Geiberger - 275 (-13)	\$44,000	Waialae CC, Honolulu, HI (72/7,234)
2/3/74	\$220,000	Jack Nicklaus	271 (-17)	Eddie Pearce - 274 (-14)	\$44,000	Waialae CC, Honolulu, HI (72/7,234)
2/4/73	\$200,000	John Schlee	273 (-15)	Orville Moody - 275 (-13)	\$40,000	Waialae CC, Honolulu, HI (72/7,234)
2/6/72	\$200,000	Grier Jones *	274 (-14)	Bob Murphy - 274 (-14)	\$40,000	Waialae CC, Honolulu, HI (72/7,234)
2/7/71	\$200,000	Tom Shaw	273 (-15)	Miller Barber - 274 (-14)	\$40,000	Waialae CC, Honolulu, HI (72/7,234)
11/9/69	\$125,000	Bruce Crampton	274 (-14)	Jack Nicklaus - 278 (-10)	\$25,000	Waialae CC, Honolulu, HI (72/7,234)
11/10/68	\$125,000	Lee Trevino	272 (-16)	George Archer - 274 (-14)	\$25,000	Waialae CC, Honolulu, HI (72/7,234)
11/5/67	\$100,000	Dudley Wysong *	284 (-4)	Billy Casper - 284 (-4)	\$20,000	Waialae CC, Honolulu, HI (72/7,234)
10/30/66	\$57,000	Ted Makalena	271 (-17)	Gay Brewer - 274 (-14) Billy Casper - 274 (-14)	\$8,500	Waiale CC, Honolulu, HI (72/7,234)
11/7/65	\$60,300	Gay Brewer *	281 (-7)	Bob Goalby - 281 (-7)	\$9,000	Waiale CC, Honolulu, HI (72/7,234)

\* indicates playoff

# The American Express

La Quinta, California • January 17-20, 2019

Stadium Course

Par/Yards: 36-36--72 | 7,113

**THE  
AMERICAN  
EXPRESS™**

PGA TOUR event 14 of 49

FedExCup Points (first): 500

Purse: \$5,900,000

**Winner: Adam Long**

FedExCup Points: 500

63-71-63-65 262 (-26) | \$1,062,000

## Leaders

### Round 1

Phil Mickelson	60 (-12)
<b>Adam Long</b>	63 (-9)
Curtis Luck	64 (-8)
Martin Laird	65 (-7)
Adam Hadwin	65 (-7)
Trey Mullinax	65 (-7)
Wyndham Clark	65 (-7)

### Round 2

Phil Mickelson	128 (-16)
Curtis Luck	130 (-14)
Steve Marino	131 (-13)
Adam Hadwin	131 (-13)
Joey Garber	132 (-12)
Jon Rahm	132 (-12)
Wyndham Clark	132 (-12)
<b>Adam Long</b>	134 (-10)

### Round 3

Phil Mickelson	194 (-22)
Adam Hadwin	196 (-20)
<b>Adam Long</b>	197 (-19)
Steve Marino	198 (-18)
Michael Thompson	199 (-17)
Patrick Cantlay	199 (-17)

## Order of Finish (cut: 54 HOLES: 73 professionals at -9 (207) or better.)

Pos	Player	Scores	Total	FedExCup Points	Earnings	Pos	Player	Scores	Total	FedExCup Points	Earnings	Pos	Player	Scores	Total	FedExCup Points	Earnings
1	Adam Long	63 71 63 65	262 (-26)	500	\$1,062,000	T51	J.J. Spaun	69 67 68 72	276 (-12)	7	\$13,885	CUT	Sam Saunders	68 66 77	211 (-5)	--	--
T2	Phil Mickelson	60 68 66 69	263 (-25)	245	\$519,200	T51	Tyler Duncan	73 66 66 71	276 (-12)	7	\$13,885	CUT	Bronson Burgoon	70 71 70	211 (-5)	--	--
T2	Adam Hadwin	65 66 65 67	263 (-25)	245	\$519,200	T57	Joey Garber	68 64 69 76	277 (-11)	5	\$12,921	CUT	Alex Prugh	67 73 71	211 (-5)	--	--
4	Talor Gooch	67 67 66 64	264 (-24)	135	\$283,200	T57	Brendan Steele	69 69 67 72	277 (-11)	5	\$12,921	CUT	Mark Wilson	72 69 70	211 (-5)	--	--
5	Dominic Bozzelli	67 69 64 66	266 (-22)	110	\$236,000	T57	James Hahn	70 70 67 70	277 (-11)	5	\$12,921	CUT	Ben Crane	72 70 69	211 (-5)	--	--
6	Jon Rahm	66 66 68 67	267 (-21)	100	\$212,400	T57	Kevin Kisner	69 68 69 71	277 (-11)	5	\$12,921	CUT	Chris Stroud	69 71 71	211 (-5)	--	--
T7	J.T. Poston	68 68 64 69	269 (-19)	88	\$190,275	T57	Jonathan Byrd	71 68 66 72	277 (-11)	5	\$12,921	CUT	Charl Schwartzel	74 68 70	212 (-4)	--	--
T7	Vaughn Taylor	68 66 69 66	269 (-19)	88	\$190,275	T57	Chad Collins	69 70 68 70	277 (-11)	5	\$12,921	CUT	John Senden	71 71 70	212 (-4)	--	--
T9	Sean O'Hair	66 67 68 69	270 (-18)	75	\$159,300	T57	Scott Piercy	72 65 70 70	277 (-11)	5	\$12,921	CUT	Brian Gay	71 72 69	212 (-4)	--	--
T9	Michael Thompson	68 66 65 71	270 (-18)	75	\$159,300	T57	Rory Sabbatini	68 70 66 73	277 (-11)	5	\$12,921	CUT	Hunter Mahan	76 68 68	212 (-4)	--	--
T9	Patrick Cantlay	67 66 66 71	270 (-18)	75	\$159,300	T65	Carlos Ortiz	72 62 68 76	278 (-10)	4	\$12,331	CUT	Martin Piller	68 74 70	212 (-4)	--	--
T12	Daniel Berger	67 67 69 68	271 (-17)	57	\$112,100	T65	Hudson Swafford	71 71 65 71	278 (-10)	4	\$12,331	CUT	Roberto Diaz	71 68 73	212 (-4)	--	--
T12	Sungjae Im	71 65 64 71	271 (-17)	57	\$112,100	T67	John Catlin	69 69 69 72	279 (-9)	--	\$12,095	CUT	Max Homa	68 75 69	212 (-4)	--	--
T12	Nate Lashley	72 68 66 65	271 (-17)	57	\$112,100	T67	Adam Schenk	66 71 69 73	279 (-9)	4	\$12,095	CUT	Corey Connors	71 69 72	212 (-4)	--	--
T12	Roger Sloan	70 68 68 65	271 (-17)	57	\$112,100	69	Jhonattan Vegas	66 73 68 73	280 (-8)	3	\$11,918	CUT	Joaquin Niemann	69 72 71	212 (-4)	--	--
T12	Scott Langley	70 65 66 70	271 (-17)	57	\$112,100	T70	John Huh	68 72 67 74	281 (-7)	3	\$11,741	CUT	Stephan Jaeger	70 71 72	213 (-3)	--	--
T12	Lucas Glover	68 68 68 67	271 (-17)	57	\$112,100	T70	Curtis Luck	64 66 76 75	281 (-7)	3	\$11,741	CUT	Derek Fathauer	73 72 68	213 (-3)	--	--
T18	Steve Marino	66 65 67 74	272 (-16)	40	\$64,723	T72	Ollie Schniederjans	71 68 68 75	282 (-6)	3	\$11,564	CUT	Brady Schnell	69 70 74	213 (-3)	--	--
T18	Aaron Baddeley	71 68 68 65	272 (-16)	40	\$64,723	73	Ryan Blaum	67 73 67 78	285 (-3)	3	\$11,446	CUT	Will MacKenzie	76 69 68	213 (-3)	--	--
T18	Peter Malnati	70 65 68 69	272 (-16)	40	\$64,723	CUT	Fabián Gómez	73 68 67	208 (-8)	--	--	CUT	Bill Haas	72 73 68	213 (-3)	--	--
T18	Russell Knox	73 66 64 69	272 (-16)	40	\$64,723	CUT	Johnson Wagner	69 67 72	208 (-8)	--	--	CUT	Ryan Palmer	69 72 72	213 (-3)	--	--
T18	Jason Kokrak	71 65 66 70	272 (-16)	40	\$64,723	CUT	D.J. Trahan	73 69 66	208 (-8)	--	--	CUT	Rod Pampling	75 70 68	213 (-3)	--	--
T18	Adam Svensson	66 68 69 69	272 (-16)	40	\$64,723	CUT	Robert Garrigus	69 69 70	208 (-8)	--	--	CUT	David Hearn	69 74 70	213 (-3)	--	--
T18	Harold Varner III	68 67 68 69	272 (-16)	40	\$64,723	CUT	Bud Cauley	69 68 71	208 (-8)	--	--	CUT	D.A. Points	69 72 72	213 (-3)	--	--
T18	Sam Burns	68 66 68 70	272 (-16)	40	\$64,723	CUT	Kyung-Hoon Lee	71 70 67	208 (-8)	--	--	CUT	Patton Kizzire	72 71 71	214 (-2)	--	--
T18	Abraham Ancer	66 67 73 66	272 (-16)	40	\$64,723	CUT	Anirban Lahiri	70 65 73	208 (-8)	--	--	CUT	John Chin	71 66 77	214 (-2)	--	--
T18	Wyndham Clark	65 67 72 68	272 (-16)	40	\$64,723	CUT	Jim Herman	68 67 73	208 (-8)	--	--	CUT	Russell Henley	72 70 72	214 (-2)	--	--
T28	Cameron Davis	67 70 67 69	273 (-15)	27	\$39,235	CUT	Brandon Hagy	73 68 67	208 (-8)	--	--	CUT	Whee Kim	76 69 69	214 (-2)	--	--
T28	Dylan Frittelli	72 67 64 70	273 (-15)	27	\$39,235	CUT	Sebastián Muñoz	73 66 69	208 (-8)	--	--	CUT	Sepp Straka	73 67 74	214 (-2)	--	--
T28	Andrew Landry	68 67 69 69	273 (-15)	27	\$39,235	CUT	Hank Lebioda	70 70 68	208 (-8)	--	--	CUT	George Cunningham	75 68 71	214 (-2)	--	--
T28	José de Jesús Rodríguez	67 70 69 67	273 (-15)	27	\$39,235	CUT	Aaron Wise	68 70 70	208 (-8)	--	--	CUT	Tom Lovelady	70 69 76	215 (-1)	--	--
T28	Zach Johnson	71 68 64 70	273 (-15)	27	\$39,235	CUT	Brandon Harkins	71 70 67	208 (-8)	--	--	CUT	Sangmoon Bae	73 73 69	215 (-1)	--	--
T28	Chez Reavie	67 68 69 69	273 (-15)	27	\$39,235	CUT	Ben Silverman	68 68 72	208 (-8)	--	--	CUT	Mike Weir	71 70 74	215 (-1)	--	--
T34	Kevin Streelman	70 66 68 70	274 (-14)	20	\$29,795	CUT (A)	Charles Reiter	75 70 63	208 (-8)	--	--	CUT	Jason Gore	74 70 71	215 (-1)	--	--
T34	Justin Rose	68 68 68 70	274 (-14)	20	\$29,795	CUT	Nicholas Lindheim	67 72 70	209 (-7)	--	--	CUT	J.J. Henry	73 73 70	216 (E)	--	--
T34	Charles Howell III	67 69 68 70	274 (-14)	20	\$29,795	CUT	Chase Wright	71 67 71	209 (-7)	--	--	CUT	Brian Harman	73 73 70	216 (E)	--	--
T34	Andrew Putnam	70 69 67 68	274 (-14)	20	\$29,795	CUT	Tom Hoge	67 69 73	209 (-7)	--	--	CUT	Danny Willett	75 68 74	217 (+1)	--	--
T34	Trey Mullinax	65 71 67 71	274 (-14)	20	\$29,795	CUT	Wes Roach	68 71 70	209 (-7)	--	--	CUT	Chris Kirk	78 70 69	217 (+1)	--	--
T34	Anders Albertson	68 69 70 67	274 (-14)	20	\$29,795	CUT	Scott Stallings	70 66 73	209 (-7)	--	--	CUT	Seth Reeves	72 76 69	217 (+1)	--	--
T40	Kramer Hickok	67 72 68 68	275 (-13)	12	\$19,663	CUT	Chesson Hadley	69 69 71	209 (-7)	--	--	CUT	Cooper Musselman	70 74 74	218 (+2)	--	--
T40	Cody Gribble	70 67 68 70	275 (-13)	12	\$19,663	CUT	Ryan Armour	69 68 72	209 (-7)	--	--	CUT	Seamus Power	74 73 71	218 (+2)	--	--
T40	Si Woo Kim	70 70 67 68	275 (-13)	12	\$19,663	CUT	Martin Laird	65 75 69	209 (-7)	--	--	CUT	Chris Thompson	75 71 72	218 (+2)	--	--
T40	Sam Ryder	72 66 66 71	275 (-13)	12	\$19,663	CUT	Luke List	71 71 67	209 (-7)	--	--	CUT	Jason Dufner	79 72 68	219 (+3)	--	--
T40	Robert Streb	66 70 68 71	275 (-13)	12	\$19,663	CUT	Tyrone Van Aswegen	72 69 69	210 (-6)	--	--	CUT	Kyle Jones	77 70 72	219 (+3)	--	--
T40	Julian Etulain	71 66 69 69	275 (-13)	12	\$19,663	CUT	Matt Jones	71 70 69	210 (-6)	--	--	CUT	Michael Block	76 70 75	221 (+5)	--	--
T40	Roberto Castro	71 67 69 68	275 (-13)	12	\$19,663	CUT	Charley Hoffman	71 70 69	210 (-6)	--	--	CUT	Grayson Murray	77 77 73	227 (+11)	--	--
T40	Brian Stuard	70 68 68 69	275 (-13)	12	\$19,663	CUT	Shawn Stefani	75 69 66	210 (-6)	--	--	W/D	Pat Perez	72 68	140 (-4)	--	--
T40	Alex Cejka	66 68 68 73	275 (-13)	12	\$19,663	CUT	Scott Brown	72 67 71	210 (-6)	--	--	W/D	Jamie Lovemark	71 72	143 (-1)	--	--
T40	Josh Teater	68 69 67 71	275 (-13)	12	\$19,663	CUT	Peter Uihlein	71 65 74	210 (-6)	--	--						
T40	Nick Taylor	70 66 67 72	275 (-13)	12	\$19,663	CUT	Denny McCarthy	68 70 72	210 (-6)	--	--						
T51	Nick Watney	68 70 68 70	276 (-12)	7	\$13,885	CUT	Richy Werenski	73 71 67	211 (-5)	--	--						
T51	Cheng Tsung Pan	66 70 70 70	276 (-12)	7	\$13,885	CUT	Martin Trainer	70 67 74	211 (-5)	--	--						
T51	Harris English	70 70 67 69	276 (-12)	7	\$13,885	CUT	Beau Hossler	69 73 69	211 (-5)	--	--						
T51	Cameron Tringale	70 71 66 69	276 (-12)	7	\$13,885	CUT	Jim Knous	70 74 67	211 (-5)	--	--						

## Notes

In his sixth career PGA TOUR start, rookie Adam Long shot a final-round 65 to win the Desert Classic by one shot over Phil Mickelson and Adam Hadwin. Long's first career PGA TOUR victory came at the age of 31 years, 3 months, 26 days.

Adam Long became the first player to win in his sixth start or earlier since Smylie Kaufman at the 2015 Shriners Hospitals for Children Open.

After entering the week with a career-low of 66 (R1/2018 Safeway Open), Adam Long recorded three score of 65 or better (63/R1, 63/R3, 65/R4) and needed just 98 putts for the week (fewest in the field).

Adam Long became the second PGA TOUR rookie to win during the 2018-19 season (Cameron Champ/Sanderson Farms Championship, Long/Desert Classic).

With a T2, Phil Mickelson collected his fourth top-three result in 16 starts at the event, including wins in 2002 and 2004. Mickelson opened the week with a 60 in round one, becoming the first player in PGA TOUR history with three career scores of 60 or better.

Phil Mickelson, who held the solo-lead after each of the first three rounds, led the field in Driving Distance (318.2 yards) and collected his 36th career runner-up on TOUR.

Adam Hadwin finished inside the top three for the third consecutive season (2nd/2017, T3/2018, T2/2019) and improved to 96-under-par through his first five starts at the event. Hadwin led the field in par-5 scoring average for the week (4.13).

**WEATHER: Thursday:** Mostly cloudy and rainy. High of 66. Wind SE 6-12 mph. Due to fog, play at La Quinta Country Club was delayed one hour (9:30 a.m. start) and delayed at the Stadium and Nicklaus Tournament Courses one hour, 15 minutes (9:45 a.m. start). **Friday:** Sunny. High of 74. Wind NW 6-12 mph. **Saturday:** Sunny. High of 75. Wind light and variable 4-8 mph. **Sunday:** Mostly sunny. High of 74. Wind SE 4-8 mph.

## Tournament Record: 260

Patrick Reed (2014)

## La Quinta CC: 59

Adam Hadwin (2017)

## Nicklaus Tournament Course: 62

Kevin Na (2016), David Lingmerth (2016)

## Stadium Course: 63

Charles Reiter (2019)

## Other Course: 59

David Duval (1999) - PGA West (Palmer)

## Tournament History

End Date	Purse	Winner	Score	Runner-Up	Earnings	Location (Par/Yards)
<b>Desert Classic</b>						
1/20/19	\$5,900,000	Adam Long	262 (-26)	Phil Mickelson - 263 (-25) Adam Hadwin - 263 (-25)	\$1,062,000	Stadium Course, La Quinta, CA (72/7,113) Nicklaus Tournament Course, La Quinta, CA (72/7,159) La Quinta CC, La Quinta, CA (72/7,060)
<b>CareerBuilder Challenge</b>						
1/21/18	\$5,900,000	Jon Rahm *	266 (-22)	Andrew Landry - 266 (-22)	\$1,062,000	Stadium Course, La Quinta, CA (72/7,113) Nicklaus Tournament Course, La Quinta, CA (72/7,159) La Quinta CC, La Quinta, CA (72/7,060)
1/22/17	\$5,800,000	Hudson Swafford	268 (-20)	Adam Hadwin - 269 (-19)	\$1,044,000	PGA WEST TPC Stadium Course, La Quinta, CA (72/7,113) PGA West (Tournament), La Quinta, CA (72/7,159) La Quinta CC, La Quinta, CA (72/7,060)
<b>CareerBuilder Challenge in partnership with the Clinton Foundation</b>						
1/24/16	\$5,800,000	Jason Dufner *	263 (-25)	David Lingmerth - 263 (-25)	\$1,044,000	PGA WEST TPC Stadium Course, La Quinta, CA (72/7,113) PGA West (Tournament), La Quinta, CA (72/7,159) La Quinta CC, La Quinta, CA (72/7,060)
<b>Humana Challenge in partnership with the Clinton Foundation</b>						
1/25/15	\$5,700,000	Bill Haas	266 (-22)	Charley Hoffman - 267 (-21) Matt Kuchar - 267 (-21) Steve Wheatcroft - 267 (-21) Brendan Steele - 267 (-21) Sung Joon Park - 267 (-21)	\$1,026,000	PGA West (Palmer), La Quinta, CA (72/6,950) PGA West (Nicklaus), La Quinta, CA (72/6,924) La Quinta CC, La Quinta, CA (72/7,060)
1/19/14	\$5,700,000	Patrick Reed	260 (-28)	Ryan Palmer - 262 (-26)	\$1,026,000	PGA West (Palmer), La Quinta, CA (72/6,950) PGA West (Nicklaus), La Quinta, CA (72/6,924) La Quinta CC, La Quinta, CA (72/7,060)
1/20/13	\$5,600,000	Brian Gay *	263 (-25)	Charles Howell III - 263 (-25) David Lingmerth - 263 (-25)	\$1,008,000	PGA West (Palmer), La Quinta, CA (72/6,950) PGA West (Nicklaus), La Quinta, CA (72/6,924) La Quinta CC, La Quinta, CA (72/7,060)
1/22/12	\$5,600,000	Mark Wilson	264 (-24)	Robert Garrigus - 266 (-22) Johnson Wagner - 266 (-22) John Mallinger - 266 (-22)	\$1,008,000	PGA West (Palmer), La Quinta, CA (72/6,950) PGA West (Nicklaus), La Quinta, CA (72/6,924) La Quinta CC, La Quinta, CA (72/7,060)
<b>Bob Hope Classic</b>						
1/23/11	\$5,000,000	Jhonattan Vegas *	333 (-27)	Bill Haas - 333 (-27) Gary Woodland - 333 (-27)	\$900,000	PGA West (Palmer), La Quinta, CA (72/6,950) PGA West (Nicklaus), La Quinta, CA (72/6,924) La Quinta CC, La Quinta, CA (72/7,060) Silver Rock, La Quinta, CA (72/7,403)
1/24/10	\$5,000,000	Bill Haas	330 (-30)	Matt Kuchar - 331 (-29) Tim Clark - 331 (-29) Bubba Watson - 331 (-29)	\$900,000	PGA West (Palmer), La Quinta, CA (72/6,950) PGA West (Nicklaus), La Quinta, CA (72/6,890) La Quinta CC, La Quinta, CA (72/7,060) Silver Rock, La Quinta, CA (72/7,403)
<b>The 50th Bob Hope Classic hosted by Arnold Palmer</b>						
1/25/09	\$5,100,000	Pat Perez	327 (-33)	John Merrick - 330 (-30)	\$918,000	PGA West (Palmer), La Quinta, CA (72/6,930) PGA West (Nicklaus), La Quinta, CA (72/6,924) Bermuda Dunes CC, Bermuda Dunes, CA (72/7,017) Silver Rock, La Quinta, CA (72/7,403)
<b>Bob Hope Chrysler Classic</b>						
1/20/08	\$5,100,000	D.J. Trahan	334 (-26)	Justin Leonard - 337 (-23)	\$918,000	The Classic Club, Palm Desert, CA (72/7,305) PGA West (Palmer), La Quinta, CA (72/6,930) La Quinta CC, La Quinta, CA (72/7,060) Silver Rock, La Quinta, CA (72/7,403)
1/21/07	\$5,000,000	Charley Hoffman *	343 (-17)	John Rollins - 343 (-17)	\$900,000	The Classic Club, Palm Desert, CA (72/7,305) PGA West (Palmer), La Quinta, CA (72/6,930) La Quinta CC, La Quinta, CA (72/7,060) Bermuda Dunes CC, Bermuda Dunes, CA (72/7,017)
1/22/06	\$5,000,000	Chad Campbell	335 (-25)	Scott Verplank - 338 (-22) Jesper Parnevik - 338 (-22)	\$900,000	The Classic Club, Palm Desert, CA (72/7,305) PGA West (Palmer), La Quinta, CA (72/6,930) La Quinta CC, La Quinta, CA (72/7,060) Bermuda Dunes CC, Bermuda Dunes, CA (72/6,962)
1/30/05	\$4,700,000	Justin Leonard	332 (-28)	Joe Ogilvie - 335 (-25) Tim Clark - 335 (-25)	\$846,000	PGA West (Palmer), La Quinta, CA (72/6,930) Tamarisk CC, Rancho Mirage, CA (72/7,003) La Quinta CC, La Quinta, CA (72/7,060) Bermuda Dunes CC, Bermuda Dunes, CA (72/6,962)
1/25/04	\$4,500,000	Phil Mickelson *	330 (-30)	Skip Kendall - 330 (-30)	\$810,000	PGA West (Palmer), La Quinta, CA (72/6,930) Indian Wells CC, Indian Wells, CA (72/6,478) La Quinta CC, La Quinta, CA (72/7,060) Bermuda Dunes CC, Bermuda Dunes, CA (72/6,962)
2/2/03	\$4,500,000	Mike Weir	330 (-30)	Jay Haas - 332 (-28)	\$810,000	PGA West (Palmer), La Quinta, CA (72/6,930) Indian Wells CC, Indian Wells, CA (72/6,478) La Quinta CC, La Quinta, CA (72/7,060) Bermuda Dunes CC, Bermuda Dunes, CA (72/6,927)
1/20/02	\$4,000,000	Phil Mickelson *	330 (-30)	David Berganio, Jr. - 330 (-30)	\$720,000	PGA West (Palmer), La Quinta, CA (72/6,950) Indian Wells CC, Indian Wells, CA (72/6,478) Bermuda Dunes CC, Bermuda Dunes, CA (72/6,927) Tamarisk CC, West Palm Beach, FL (72/6,881)
2/18/01	\$3,500,000	Joe Durant	324 (-36)	Paul Stankowski - 328 (-32)	\$630,000	PGA West (Palmer), La Quinta, CA (72/6,950) Indian Wells CC, Indian Wells, CA (72/6,478) Bermuda Dunes CC, Bermuda Dunes, CA (72/6,927) La Quinta CC, La Quinta, CA (72/7,060)
1/23/00	\$3,000,000	Jesper Parnevik	331 (-27)	Rory Sabbatini - 332 (-26)	\$540,000	PGA West (Palmer), La Quinta, CA (72/6,950) Indian Wells CC, Indian Wells, CA (72/6,478) Bermuda Dunes CC, Bermuda Dunes, CA (71/6,829) La Quinta CC, La Quinta, CA (72/7,060)
1/24/99	\$3,000,000	David Duval	334 (-26)	Steve Pate - 335 (-25)	\$540,000	PGA West (Palmer), La Quinta, CA (72/6,950) Indian Wells CC, Indian Wells, CA (72/6,478) Bermuda Dunes CC, Bermuda Dunes, CA (72/6,927) Tamarisk CC, Rancho Mirage, CA (72/6,881)
1/18/98	\$2,300,000	Fred Couples *	332 (-28)	Bruce Lietzke - 332 (-28)	\$414,000	Bermuda Dunes CC, Bermuda Dunes, CA (72/6,927) Indian Wells CC, Indian Wells, CA (72/6,478) PGA West (Palmer), La Quinta, CA (72/6,928) La Quinta CC, La Quinta, CA (72/6,901)
1/19/97	\$1,500,000	John Cook	327 (-33)	Mark Calcavecchia - 328 (-32)	\$270,000	Bermuda Dunes CC, Bermuda Dunes, CA (72/6,927) Indian Wells CC, Indian Wells, CA (72/6,478) Indian Ridge CC, Palm Dessert, CA (72/7,037) La Quinta CC, La Quinta, CA (72/6,901)
1/21/96	\$1,300,000	Mark Brooks	337 (-23)	John Huston - 338 (-22)	\$234,000	Bermuda Dunes CC, Bermuda Dunes, CA (72/6,927) Indian Wells CC, Indian Wells, CA (72/6,478) Indian Ridge CC, Palm Dessert, CA (72/7,037) Tamarisk CC, Rancho Mirage, CA (72/6,881)
2/19/95	\$1,200,000	Kenny Perry	335 (-25)	David Duval - 336 (-24)	\$216,000	Bermuda Dunes CC, Bermuda Dunes, CA (72/6,927) Indian Wells CC, Indian Wells, CA (72/6,478) Indian Ridge CC, Palm Dessert, CA (72/7,037) La Quinta CC, La Quinta, CA (72/6,901)
2/20/94	\$1,100,000	Scott Hoch	334 (-26)	Lennie Clements - 337 (-23) Jim Gallagher, Jr. - 337 (-23) Fuzzy Zoeller - 337 (-23)	\$198,000	Indian Wells CC, Indian Wells, CA (72/6,478) Bermuda Dunes CC, Bermuda Dunes, CA (72/6,927) PGA West (Palmer), La Quinta, CA (72/6,901) La Quinta CC, La Quinta, CA (72/6,852)

## Tournament History

End Date	Purse	Winner	Score	Runner-Up	Earnings	Location (Par/Yards)
2/14/93	\$1,100,000	Tom Kite	325 (-35)	Rick Fehr - 331 (-29)	\$198,000	Indian Wells CC, Indian Wells, CA (72/6,478) Bermuda Dunes CC, Bermuda Dunes, CA (72/6,927) PGA West (Palmer), La Quinta, CA (72/6,901) Tamarisk CC, Rancho Mirage, CA (72/6,881)
1/19/92	\$1,100,000	John Cook *	336 (-24)	Rick Fehr - 336 (-24) Tom Kite - 336 (-24) Mark O'Meara - 336 (-24) Gene Sauers - 336 (-24)	\$198,000	Indian Wells CC, Indian Wells, CA (72/6,478) Bermuda Dunes CC, Bermuda Dunes, CA (72/6,927) La Quinta CC, La Quinta, CA (72/6,852) PGA West (Palmer), La Quinta, CA (72/6,904)
2/10/91	\$1,110,000	Corey Pavin *	331 (-29)	Mark O'Meara - 331 (-29)	\$198,000	Indian Wells CC, Indian Wells, CA (72/6,478) Bermuda Dunes CC, Bermuda Dunes, CA (72/6,927) La Quinta CC, La Quinta, CA (72/6,852) PGA West (Palmer), La Quinta, CA (72/6,931)
1/21/90	\$1,000,000	Peter Jacobsen	339 (-21)	Scott Simpson - 340 (-20) Brian Tennyson - 340 (-20)	\$180,000	Indian Wells CC, Indian Wells, CA (72/6,478) Bermuda Dunes CC, Bermuda Dunes, CA (72/6,927) Tamarisk CC, Rancho Mirage, CA (72/6,859) PGA West (Palmer), La Quinta, CA (72/6,931)
1/15/89	\$1,000,000	Steve Jones *	343 (-17)	Paul Azinger - 343 (-17) Sandy Lyle - 343 (-17)	\$180,000	Indian Wells CC, Indian Wells, CA (72/6,478) Bermuda Dunes CC, Bermuda Dunes, CA (72/6,927) PGA West (Palmer), La Quinta, CA (72/6,924) Eldorado CC, Palm Springs, CA (72/6,708)
1/24/88	\$1,000,000	Jay Haas	338 (-22)	David Edwards - 340 (-20)	\$180,000	Indian Wells CC, Indian Wells, CA (72/6,478) Bermuda Dunes CC, Bermuda Dunes, CA (72/6,927) La Quinta CC, La Quinta, CA (72/6,911) PGA West (Palmer), La Quinta, CA (72/6,924)
1/18/87	\$900,000	Corey Pavin	341 (-19)	Bernhard Langer - 342 (-18)	\$162,000	Indian Wells CC, Indian Wells, CA (72/6,478) Bermuda Dunes CC, Bermuda Dunes, CA (72/6,837) PGA West (Stadium), La Quinta, CA (72/7,114) Tamarisk CC, Rancho Mirage, CA (72/6,869)
1/19/86	\$600,000	Donnie Hammond *	335 (-25)	John Cook - 335 (-25)	\$108,000	Indian Wells CC, Indian Wells, CA (72/6,478) Bermuda Dunes CC, Bermuda Dunes, CA (72/6,837) La Quinta CC, La Quinta, CA (72/6,911) Eldorado CC, Palm Springs, CA (72/6,708)
<b>Bob Hope Classic</b>						
1/13/85	\$500,000	Lanny Wadkins *	333 (-27)	Craig Stadler - 333 (-27)	\$90,000	Indian Wells CC, Indian Wells, CA (72/6,478) Bermuda Dunes CC, Bermuda Dunes, CA (72/6,837) La Quinta CC, La Quinta, CA (72/6,911) Tamarisk CC, Rancho Mirage, CA (72/6,869)
1/15/84	\$400,000	John Mahaffey *	340 (-20)	Jim Simons - 340 (-20)	\$72,000	Indian Wells CC, Indian Wells, CA (72/6,478) Bermuda Dunes CC, Bermuda Dunes, CA (72/6,837) La Quinta CC, La Quinta, CA (72/6,911) Eldorado CC, Palm Springs, CA (72/6,708)
<b>Bob Hope Desert Classic</b>						
1/23/83	\$375,000	Keith Fergus *	335 (-25)	Rex Caldwell - 335 (-25)	\$67,500	Indian Wells CC, Indian Wells, CA (72/6,478) Bermuda Dunes CC, Bermuda Dunes, CA (72/6,837) La Quinta CC, La Quinta, CA (72/6,911) Tamarisk CC, Rancho Mirage, CA (72/6,869)
1/17/82	\$304,500	Ed Fiori *	335 (-25)	Tom Kite - 335 (-25)	\$50,000	Indian Wells CC, Indian Wells, CA (72/6,478) Bermuda Dunes CC, Bermuda Dunes, CA (72/6,837) Eldorado CC, Palm Springs, CA (72/6,708) La Quinta CC, La Quinta, CA (72/6,911)
1/18/81	\$304,000	Bruce Lietzke	335 (-25)	Jerry Pate - 337 (-23)	\$50,000	Bermuda Dunes CC, Bermuda Dunes, CA (72/6,837) Indian Wells CC, Indian Wells, CA (72/6,478) La Quinta CC, La Quinta, CA (72/6,911) Tamarisk CC, Rancho Mirage, CA (72/6,869)
1/13/80	\$304,000	Craig Stadler	343 (-17)	Tom Purtzer - 345 (-15) Mike Sullivan - 345 (-15)	\$50,000	La Quinta CC, La Quinta, CA (72/6,911) Bermuda Dunes CC, Bermuda Dunes, CA (72/6,837) Eldorado CC, Palm Springs, CA (72/6,708) Indian Wells CC, Indian Wells, CA (72/6,478)
1/14/79	\$275,500	John Mahaffey	343 (-17)	Lee Trevino - 344 (-16)	\$50,000	Bermuda Dunes CC, Bermuda Dunes, CA (72/6,837) Indian Wells CC, Indian Wells, CA (72/6,478) Tamarisk CC, Rancho Mirage, CA (72/6,478) La Quinta CC, La Quinta, CA (72/6,911)
2/11/78	\$225,000	Bill Rogers	339 (-21)	Jerry McGee - 341 (-19)	\$45,000	Bermuda Dunes CC, Bermuda Dunes, CA (72/6,837) Indian Wells CC, Indian Wells, CA (72/6,478) Eldorado CC, Palm Springs, CA (72/6,708) La Quinta CC, La Quinta, CA (72/6,911)
2/13/77	\$200,000	Rik Massengale	337 (-23)	Bruce Lietzke - 343 (-17)	\$40,000	Bermuda Dunes CC, Bermuda Dunes, CA (72/6,837) Indian Wells CC, Indian Wells, CA (72/6,478) Tamarisk CC, Rancho Mirage, CA (72/6,869) La Quinta CC, La Quinta, CA (72/6,911)
2/8/76	\$180,000	Johnny Miller	344 (-16)	Rik Massengale - 347 (-13)	\$36,000	Bermuda Dunes CC, Bermuda Dunes, CA (72/6,837) Indian Wells CC, Indian Wells, CA (72/6,478) Eldorado CC, Palm Springs, CA (72/6,708) La Quinta CC, La Quinta, CA (72/6,911)
2/9/75	\$160,000	Johnny Miller	339 (-21)	Bob Murphy - 342 (-18)	\$32,000	Bermuda Dunes CC, Bermuda Dunes, CA (72/6,837) Indian Wells CC, Indian Wells, CA (72/6,478) Tamarisk CC, Rancho Mirage, CA (72/6,869) La Quinta CC, La Quinta, CA (72/6,911)
2/10/74	\$160,000	Hubert Green	341 (-19)	Bert Yancey - 343 (-17)	\$32,048	Bermuda Dunes CC, Bermuda Dunes, CA (72/6,837) Indian Wells CC, Indian Wells, CA (72/6,478) Eldorado CC, Palm Springs, CA (72/6,708) La Quinta CC, La Quinta, CA (72/6,911)
2/11/73	\$160,000	Arnold Palmer	343 (-17)	Johnny Miller - 345 (-15) Jack Nicklaus - 345 (-15)	\$32,000	Bermuda Dunes CC, Bermuda Dunes, CA (72/6,837) Indian Wells CC, Indian Wells, CA (72/6,478) Tamarisk CC, Rancho Mirage, CA (72/6,869) La Quinta CC, La Quinta, CA (72/6,911)
2/13/72	\$145,000	Bob Rosburg	344 (-16)	Lanny Wadkins - 345 (-15)	\$29,000	Bermuda Dunes CC, Bermuda Dunes, CA (72/6,837) Indian Wells CC, Indian Wells, CA (72/6,478) Eldorado CC, Palm Springs, CA (72/6,708) La Quinta CC, La Quinta, CA (72/6,911)
2/14/71	\$140,000	Arnold Palmer *	342 (-18)	Raymond Floyd - 342 (-18)	\$28,000	Bermuda Dunes CC, Bermuda Dunes, CA (72/6,837) Indian Wells CC, Indian Wells, CA (72/6,478) Tamarisk CC, Rancho Mirage, CA (72/6,869) La Quinta CC, La Quinta, CA (72/6,911)
2/8/70	\$125,000	Bruce Devlin	339 (-21)	Larry Ziegler - 343 (-17)	\$25,000	Bermuda Dunes CC, Bermuda Dunes, CA (72/6,837) Indian Wells CC, Indian Wells, CA (72/6,478) Eldorado CC, Palm Springs, CA (72/6,708) La Quinta CC, La Quinta, CA (72/6,911)
2/9/69	\$100,000	Billy Casper	345 (-15)	Dave Hill - 348 (-12)	\$20,000	Bermuda Dunes CC, Bermuda Dunes, CA (72/6,837) Indian Wells CC, Indian Wells, CA (72/6,478) Tamarisk CC, Rancho Mirage, CA (72/6,869) La Quinta CC, La Quinta, CA (72/6,911)
2/4/68	\$100,000	Arnold Palmer *	348 (-12)	Deane Beman - 348 (-12)	\$20,000	Bermuda Dunes CC, Bermuda Dunes, CA (72/6,837) Indian Wells CC, Indian Wells, CA (72/6,478) Eldorado CC, Palm Springs, CA (72/6,708) La Quinta CC, La Quinta, CA (72/6,911)

## Tournament History

End Date	Purse	Winner	Score	Runner-Up	Earnings	Location (Par/Yards)
2/5/67	\$88,000	Tom Nieporte	349 (-11)	Doug Sanders - 350 (-10)	\$17,600	Bermuda Dunes CC, Bermuda Dunes, CA (72/6,837) Indian Wells CC, Indian Wells, CA (72/6,478) Eldorado CC, Palm Springs, CA (72/6,708) La Quinta CC, La Quinta, CA (72/6,911)
2/6/66	\$80,000	Doug Sanders *	349 (-11)	Arnold Palmer - 349 (-11)	\$15,000	Bermuda Dunes CC, Bermuda Dunes, CA (72/6,837) Indian Wells CC, Indian Wells, CA (72/6,478) Eldorado CC, Palm Springs, CA (72/6,708) La Quinta CC, La Quinta, CA (72/6,911)
2/7/65	\$80,000	Billy Casper	348 (-12)	Tommy Aaron - 349 (-11) Arnold Palmer - 349 (-11)	\$15,000	Bermuda Dunes CC, Bermuda Dunes, CA (72/6,837) Indian Wells CC, Indian Wells, CA (72/6,478) Eldorado CC, Palm Springs, CA (72/6,708) La Quinta CC, La Quinta, CA (72/6,911)
<b>Palm Springs Golf Classic</b>						
2/2/64	\$50,000	Tommy Jacobs *	353 (-7)	Jimmy Demaret - 353 (-7)	\$7,500	Bermuda Dunes CC, Bermuda Dunes, CA (72/6,837) Indian Wells CC, Indian Wells, CA (72/6,478) Eldorado CC, Palm Springs, CA (72/6,708) La Quinta CC, La Quinta, CA (72/6,911)
2/3/63	\$50,000	Jack Nicklaus *	345 (-15)	Gary Player - 345 (-15)	\$9,000	Bermuda Dunes CC, Bermuda Dunes, CA (72/6,837) Indian Wells CC, Indian Wells, CA (72/6,478) Tamarisk CC, Rancho Mirage, CA (72/6,869) La Quinta CC, La Quinta, CA (72/6,911)
2/4/62	\$35,000	Arnold Palmer	342 (-18)	Jay Hebert - 345 (-15) Gene Littler - 345 (-15)	\$5,300	Bermuda Dunes CC, Bermuda Dunes, CA (72/6,837) Indian Wells CC, Indian Wells, CA (72/6,478) Tamarisk CC, Rancho Mirage, CA (72/6,869) Thunderbird CC, Lake Orion, MI (0/0) Eldorado CC, Palm Springs, CA (72/6,708)
2/5/61	\$35,000	Billy Maxwell	345 (-15)	Doug Sanders - 347 (-13)	\$5,300	Bermuda Dunes CC, Bermuda Dunes, CA (72/6,837) Indian Wells CC, Indian Wells, CA (72/6,478) Tamarisk CC, Rancho Mirage, CA (72/6,869) Thunderbird CC, Lake Orion, MI (0/0) Eldorado CC, Palm Springs, CA (72/6,708)
<b>Palm Springs Desert Golf Classic</b>						
2/7/60	\$70,000	Arnold Palmer	338 (-22)	Fred Hawkins - 341 (-19)	\$12,000	Bermuda Dunes CC, Bermuda Dunes, CA (72/6,837) Indian Wells CC, Indian Wells, CA (72/6,478) Tamarisk CC, Rancho Mirage, CA (72/6,869) Thunderbird CC, Lake Orion, MI (0/0)

\* indicates playoff

# Farmers Insurance Open

San Diego, California • January 24-27, 2019

Torrey Pines GC (South)

Par/Yards: 36-36--72 | 7,698



OPEN

PGA TOUR event 15 of 49

FedExCup Points (first): 500

Purse: \$7,100,000



**Winner: Justin Rose**

**FedExCup Points:** 500

63-66-69-69 267 (-21) | \$1,278,000

## Leaders

### Round 1

Jon Rahm	62 (-10)
<b>Justin Rose</b>	63 (-9)
Doug Ghim	63 (-9)
Cheng Tsung Pan	64 (-8)
Jordan Spieth	65 (-7)

### Round 2

<b>Justin Rose</b>	129 (-15)
Hideki Matsuyama	132 (-12)
Ryan Palmer	134 (-10)
Billy Horschel	134 (-10)
Jon Rahm	134 (-10)

### Round 3

<b>Justin Rose</b>	198 (-18)
Adam Scott	201 (-15)
Jon Rahm	202 (-14)
Doug Ghim	203 (-13)
Talor Gooch	204 (-12)

## Order of Finish (cut: 36 HOLES: 77 professionals at -3 (141) or better.)

Pos	Player	Scores	Total	FedExCup Points	Earnings	Pos	Player	Scores	Total	FedExCup Points	Earnings	Pos	Player	Scores	Total	FedExCup Points	Earnings
1	Justin Rose	63 66 69 69	267 (-21)	500	\$1,278,000	T52	Braden Thornberry	71 67 72 74	284 (-4)	--	\$16,557	CUT	Kevin Streelman	72 72	144 (E)	--	--
2	Adam Scott	70 66 65 68	269 (-19)	300	\$766,800	T52	Sungjae Im	72 68 72 72	284 (-4)	7	\$16,557	CUT	Alex Noren	76 68	144 (E)	--	--
T3	Hideki Matsuyama	66 66 73 67	272 (-16)	163	\$411,800	T57	Beau Hossler	67 70 74 74	285 (-3)	5	\$15,762	CUT	Harris English	69 75	144 (E)	--	--
T3	Talor Gooch	69 68 67 68	272 (-16)	163	\$411,800	T57	Cameron Davis	72 69 72 72	285 (-3)	5	\$15,762	CUT	Scott Langley	71 73	144 (E)	--	--
T5	Jon Rahm	62 72 68 72	274 (-14)	100	\$259,150	T57	John Senden	68 73 72 72	285 (-3)	5	\$15,762	CUT	Anders Albertson	73 71	144 (E)	--	--
T5	Jason Day	67 71 69 67	274 (-14)	100	\$259,150	T57	Bill Haas	67 72 70 76	285 (-3)	5	\$15,762	CUT	Daniel Berger	75 69	144 (E)	--	--
T5	Rory McIlroy	71 65 69 69	274 (-14)	100	\$259,150	T57	Adam Schenk	72 69 74 70	285 (-3)	5	\$15,762	CUT (A)	Viktor Hovland	73 72	145 (+1)	--	--
8	Billy Horschel	66 68 71 70	275 (-13)	85	\$220,100	T62	Ben Silverman	68 71 72 75	286 (-2)	4	\$15,123	CUT	Hudson Swafford	72 73	145 (+1)	--	--
T9	Gary Woodland	71 70 69 66	276 (-12)	73	\$184,600	T62	Shawn Stefani	67 74 70 75	286 (-2)	4	\$15,123	CUT	Brice Garnett	72 73	145 (+1)	--	--
T9	Scott Brown	70 68 68 70	276 (-12)	73	\$184,600	T62	Grayson Murray	68 72 71 75	286 (-2)	4	\$15,123	CUT	Chris Kirk	72 73	145 (+1)	--	--
T9	Joel Dahmen	68 67 70 71	276 (-12)	73	\$184,600	T62	Brandt Snedeker	68 73 71 74	286 (-2)	4	\$15,123	CUT	Pat Perez	72 73	145 (+1)	--	--
T9	Cameron Smith	71 69 71 65	276 (-12)	73	\$184,600	T66	Cheng Tsung Pan	64 75 71 77	287 (-1)	4	\$14,555	CUT	Alex Cejka	73 72	145 (+1)	--	--
T13	Patrick Reed	69 69 69 70	277 (-11)	53	\$121,714	T66	Stephan Jaeger	70 71 72 74	287 (-1)	4	\$14,555	CUT	Danny Lee	73 72	145 (+1)	--	--
T13	Bud Cauley	66 70 74 67	277 (-11)	53	\$121,714	T66	Rickie Fowler	73 66 74 74	287 (-1)	4	\$14,555	CUT	Carlos Ortiz	77 69	146 (+2)	--	--
T13	Tony Finau	69 69 69 70	277 (-11)	53	\$121,714	T66	Brandon Hagy	66 71 74 76	287 (-1)	4	\$14,555	CUT	D.A. Points	72 74	146 (+2)	--	--
T13	Matt Jones	67 74 69 67	277 (-11)	53	\$121,714	T70	Ryan Blaum	71 70 75 72	288 (E)	3	\$14,129	CUT	Bruce Doucett	71 75	146 (+2)	--	--
T13	Sepp Straka	69 67 71 70	277 (-11)	53	\$121,714	T70	Rory Sabbatini	72 68 76 72	288 (E)	3	\$14,129	CUT	Charley Hoffman	72 74	146 (+2)	--	--
T13	Ryan Palmer	67 67 75 68	277 (-11)	53	\$121,714	T72	Nick Watney	72 68 74 75	289 (+1)	3	\$13,703	CUT	Brian Harman	71 75	146 (+2)	--	--
T13	Michael Thompson	68 69 69 71	277 (-11)	53	\$121,714	T72	Joaquin Niemann	66 73 70 80	289 (+1)	3	\$13,703	CUT	Satoshi Kodaira	72 74	146 (+2)	--	--
T20	Doug Ghim	63 73 67 75	278 (-10)	--	\$79,804	T72	Sebastian Muñoz	68 72 75 74	289 (+1)	3	\$13,703	CUT	Kelly Kraft	74 72	146 (+2)	--	--
T20	Jason Kokrak	71 69 69 69	278 (-10)	41	\$79,804	T72	John Chin	66 71 77 75	289 (+1)	3	\$13,703	CUT	Patrick Rodgers	72 74	146 (+2)	--	--
T20	Sung Kang	71 70 66 71	278 (-10)	41	\$79,804	76	Sean O'Hair	71 69 77 73	290 (+2)	2	\$13,348	CUT	David Pastore	73 73	146 (+2)	--	--
T20	Charles Howell III	66 70 75 67	278 (-10)	41	\$79,804	77	Morgan Hoffmann	70 70 79 72	291 (+3)	2	\$13,206	CUT	Richy Werenski	66 80	146 (+2)	--	--
T20	Tiger Woods	70 70 71 67	278 (-10)	41	\$79,804	CUT	Harold Varner III	70 72	142 (-2)	--	--	CUT	Seth Reeves	67 79	146 (+2)	--	--
T25	Danny Willett	71 68 70 70	279 (-9)	33	\$56,623	CUT	Josh Teater	73 69	142 (-2)	--	--	CUT	Cameron Champ	75 71	146 (+2)	--	--
T25	Xander Schauffele	69 70 70 70	279 (-9)	33	\$56,623	CUT	James Hahn	75 67	142 (-2)	--	--	CUT	Keith Mitchell	74 72	146 (+2)	--	--
T25	John Huh	68 68 71 72	279 (-9)	33	\$56,623	CUT	Alex Prugh	75 67	142 (-2)	--	--	CUT	J.J. Spaun	73 73	146 (+2)	--	--
T25	Trey Mullinax	70 71 68 70	279 (-9)	33	\$56,623	CUT	Stewart Cink	72 70	142 (-2)	--	--	CUT	Tyler Duncan	70 77	147 (+3)	--	--
T29	Si Woo Kim	67 68 73 72	280 (-8)	26	\$45,144	CUT	Nick Hardy	71 71	142 (-2)	--	--	CUT	Kiradech Aphibarnrat	73 74	147 (+3)	--	--
T29	Robert Streb	69 68 72 71	280 (-8)	26	\$45,144	CUT	Peter Uihlein	73 69	142 (-2)	--	--	CUT	Brendan Steele	71 76	147 (+3)	--	--
T29	Mackenzie Hughes	70 70 70 70	280 (-8)	26	\$45,144	CUT	Adam Long	69 73	142 (-2)	--	--	CUT	Brandon Grace	70 77	147 (+3)	--	--
T29	Jim Knous	70 71 70 69	280 (-8)	26	\$45,144	CUT	Abraham Ancer	70 72	142 (-2)	--	--	CUT	Ryan Moore	71 76	147 (+3)	--	--
T29	Jonas Blixt	68 69 74 69	280 (-8)	26	\$45,144	CUT	Dominic Bozzelli	67 76	143 (-1)	--	--	CUT	Ben Crane	71 76	147 (+3)	--	--
T29	Hank Lebiada	70 67 68 75	280 (-8)	26	\$45,144	CUT	Ollie Schniederjans	71 72	143 (-1)	--	--	CUT	Kenny Pigman	72 75	147 (+3)	--	--
T35	Wyndham Clark	69 67 70 75	281 (-7)	19	\$35,003	CUT	Aaron Wise	74 69	143 (-1)	--	--	CUT	Kramer Hickok	71 77	148 (+4)	--	--
T35	Sangmoon Bae	68 67 71 75	281 (-7)	19	\$35,003	CUT	Patrick Cantlay	74 69	143 (-1)	--	--	CUT	J.B. Holmes	69 79	148 (+4)	--	--
T35	Jordan Spieth	65 72 72 72	281 (-7)	19	\$35,003	CUT	Chase Wright	73 70	143 (-1)	--	--	CUT	Joey Garber	76 72	148 (+4)	--	--
T35	Keegan Bradley	68 71 69 73	281 (-7)	19	\$35,003	CUT	Tom Hoge	72 71	143 (-1)	--	--	CUT	Chesson Hadley	75 73	148 (+4)	--	--
T35	Adam Svensson	70 67 69 75	281 (-7)	19	\$35,003	CUT	Roger Sloan	70 73	143 (-1)	--	--	CUT	Whee Kim	76 73	149 (+5)	--	--
T40	Sam Burns	70 66 74 72	282 (-6)	15	\$29,110	CUT	Fabian Gómez	67 76	143 (-1)	--	--	CUT	Kyle Stanley	73 76	149 (+5)	--	--
T40	J.T. Poston	72 68 69 73	282 (-6)	15	\$29,110	CUT	Sam Saunders	72 71	143 (-1)	--	--	CUT	Kyle Jones	75 74	149 (+5)	--	--
T40	Luke List	70 69 71 72	282 (-6)	15	\$29,110	CUT	Bronson Burgoon	74 69	143 (-1)	--	--	CUT	Cody Gribble	74 75	149 (+5)	--	--
T43	Marc Leishman	68 73 70 72	283 (-5)	10	\$21,158	CUT	José de Jesús Rodríguez	73 70	143 (-1)	--	--	CUT	Brian Davis	74 75	149 (+5)	--	--
T43	Nicholas Lindheim	71 69 70 73	283 (-5)	10	\$21,158	CUT	Roberto Castro	71 72	143 (-1)	--	--	CUT	Rod Pampling	75 76	151 (+7)	--	--
T43	Julian Etlain	71 67 71 74	283 (-5)	10	\$21,158	CUT	Jim Herman	70 73	143 (-1)	--	--	CUT	Brady Schnell	74 77	151 (+7)	--	--
T43	Scott Stallings	69 71 71 72	283 (-5)	10	\$21,158	CUT	Hunter Mahan	70 73	143 (-1)	--	--	CUT	Jimmy Walker	76 77	153 (+9)	--	--
T43	Kevin Tway	70 71 72 70	283 (-5)	10	\$21,158	CUT	Charl Schwartzel	70 73	143 (-1)	--	--	CUT	Brandon Harkins	73 80	153 (+9)	--	--
T43	Russell Knox	67 70 73 73	283 (-5)	10	\$21,158	CUT	Dylan Frittelli	72 71	143 (-1)	--	--	CUT	Seamus Power	76 78	154 (+10)	--	--
T43	Nick Taylor	71 68 72 72	283 (-5)	10	\$21,158	CUT	Kyung-Hoon Lee	68 75	143 (-1)	--	--						
T43	Martin Laird	73 66 69 75	283 (-5)	10	\$21,158	CUT	Cameron Tringale	71 72	143 (-1)	--	--						
T43	Sam Ryder	69 69 72 73	283 (-5)	10	\$21,158	CUT	Michael Kim	74 69	143 (-1)	--	--						
T52	Emiliano Grillo	67 74 70 73	284 (-4)	7	\$16,557	CUT	Denny McCarthy	74 69	143 (-1)	--	--						
T52	Chris Stroud	66 71 74 73	284 (-4)	7	\$16,557	CUT	Wes Roach	68 76	144 (E)	--	--						
T52	Chris Thompson	74 66 70 74	284 (-4)	7	\$16,557	CUT	Jhonattan Vegas	71 73	144 (E)	--	--						

## Notes

In his 10th career start at the Farmers Insurance Open, Justin Rose won his 10th PGA TOUR victory with a 21-under 267 at Torrey Pines Golf Course. The two-shot victory over Adam Scott came in Rose's 326th career TOUR start, at the age of 38 years, 5 months, 28 days.

Justin Rose tied the 36-hole and 54-hole tournament records and closed with a final-round 3-under 69 to become the first player from England to win 10 times on the PGA TOUR (since 1945), surpassing Nick Faldo (9).

Justin Rose became the first winner of the Farmers Insurance Open to win after beginning the week on the North Course since 2010, snapping a streak of eight consecutive champions to play the South Course in round one.

Gareth Lord was on the bag for Justin Rose as Mark Fulcher, Rose's regular caddie, was recovering from heart surgery. Rose dedicated the victory to Fulcher.

In his tournament debut at the Farmers Insurance Open, Adam Scott finished runner-up to Justin Rose, his best finish on TOUR since his 2016 win at the World Golf Championships-Mexico Championship. Playing in the final group on Sunday and three shots behind Rose, Scott birdied his last four holes to finish second at 19-under 269.

Both Justin Rose (\$1,278,000 check/\$51,023,355 career earnings) and Adam Scott (\$766,800/\$50,184,193) surpassed \$50 million in career earnings on the PGA TOUR, becoming the sixth and seventh players in history to do so. Each player (Rose/England, Scott/Australia) was the first from his country to accomplish the feat.

A week after recording his first top-10 on the PGA TOUR, Talor Gooch (T3) posted his second consecutive top-five. Gooch carded four rounds in the 60s in his second start at Torrey Pines.

Hideki Matsuyama, who tied Talor Gooch for third, earned his best finish on TOUR since his 2017 win at the World Golf Championships-FedEx St. Jude Invitational.

**WEATHER: Thursday:** Sunny. High of 70. Wind NW 7-14 mph. **Friday:** Sunny. High of 71. Wind NW 6-12 mph. **Saturday:** Sunny. High of 75. Wind NW 7-14 mph. **Sunday:** Sunny. High of 71. Wind WNW 6-12 mph.

## Tournament Record: 266

Tiger Woods (1999), George Burns (1987)

## Torrey Pines GC (South): 62

Tiger Woods (1999)

## Torrey Pines (North): 61

Brandt Snedeker (2007), Mark Brooks (1990)

## Tournament History

End Date	Purse	Winner	Score	Runner-Up	Earnings	Location (Par/Yards)
<b>Farmers Insurance Open</b>						
1/27/19	\$7,100,000	Justin Rose	267 (-21)	Adam Scott - 269 (-19)	\$1,278,000	Torrey Pines GC (South), San Diego, CA (72/7,698) Torrey Pines (North), San Diego, CA (72/7,258)
1/28/18	\$6,900,000	Jason Day *	278 (-10)	Ryan Palmer - 278 (-10) Alex Noren - 278 (-10)	\$1,242,000	Torrey Pines GC (South), San Diego, CA (72/7,698) Torrey Pines (North), San Diego, CA (72/7,258)
1/29/17	\$6,700,000	Jon Rahm	275 (-13)	Charles Howell III - 278 (-10) Cheng Tsung Pan - 278 (-10)	\$1,206,000	Torrey Pines GC (South), San Diego, CA (72/7,698) Torrey Pines (North), San Diego, CA (72/7,258)
1/31/16	\$6,500,000	Brandt Snedeker	282 (-6)	K.J. Choi - 283 (-5)	\$1,170,000	Torrey Pines GC (South), San Diego, CA (72/7,698) Torrey Pines (North), San Diego, CA (72/7,052)
2/8/15	\$6,300,000	Jason Day *	279 (-9)	J.B. Holmes - 279 (-9) Scott Stallings - 279 (-9) Harris English - 279 (-9)	\$1,134,000	Torrey Pines GC (South), San Diego, CA (72/7,698) Torrey Pines (North), San Diego, CA (72/7,052)
1/26/14	\$6,100,000	Scott Stallings	279 (-9)	K.J. Choi - 280 (-8) Pat Perez - 280 (-8) Marc Leishman - 280 (-8) Graham DeLaet - 280 (-8) Jason Day - 280 (-8)	\$1,098,000	Torrey Pines GC (South), San Diego, CA (72/7,698) Torrey Pines (North), San Diego, CA (72/7,052)
1/27/13	\$6,100,000	Tiger Woods	274 (-14)	Josh Teater - 278 (-10) Brandt Snedeker - 278 (-10)	\$1,098,000	Torrey Pines GC (South), San Diego, CA (72/7,698) Torrey Pines (North), San Diego, CA (72/7,052)
1/29/12	\$6,000,000	Brandt Snedeker *	272 (-16)	Kyle Stanley - 272 (-16)	\$1,080,000	Torrey Pines GC (South), San Diego, CA (72/7,698) Torrey Pines (North), San Diego, CA (72/7,067)
1/30/11	\$5,800,000	Bubba Watson	272 (-16)	Phil Mickelson - 273 (-15)	\$1,044,000	Torrey Pines GC (South), San Diego, CA (72/7,698) Torrey Pines (North), San Diego, CA (72/7,067)
1/31/10	\$5,300,000	Ben Crane	275 (-13)	Marc Leishman - 276 (-12) Michael Sim - 276 (-12) Brandt Snedeker - 276 (-12)	\$954,000	Torrey Pines GC (South), San Diego, CA (72/7,698) Torrey Pines (North), San Diego, CA (72/6,986)
<b>Buick Invitational</b>						
2/8/09	\$5,300,000	Nick Watney	277 (-11)	John Rollins - 278 (-10)	\$954,000	Torrey Pines GC (South), San Diego, CA (72/7,628) Torrey Pines (North), San Diego, CA (72/6,915)
1/27/08	\$5,200,000	Tiger Woods	269 (-19)	Ryuji Imada - 277 (-11)	\$936,000	Torrey Pines GC (South), San Diego, CA (72/7,569) Torrey Pines (North), San Diego, CA (72/6,874)
1/28/07	\$5,200,000	Tiger Woods	273 (-15)	Charles Howell III - 275 (-13)	\$936,000	Torrey Pines GC (South), San Diego, CA (72/7,568) Torrey Pines (North), San Diego, CA (72/6,874)
1/29/06	\$5,100,000	Tiger Woods *	278 (-10)	José María Olazábal - 278 (-10) Nathan Green - 278 (-10)	\$918,000	Torrey Pines GC (South), San Diego, CA (72/7,568) Torrey Pines (North), San Diego, CA (72/6,874)
1/23/05	\$4,800,000	Tiger Woods	272 (-16)	Tom Lehman - 275 (-13) Charles Howell III - 275 (-13) Luke Donald - 275 (-13)	\$864,000	Torrey Pines GC (South), San Diego, CA (72/7,568) Torrey Pines (North), San Diego, CA (72/6,874)
2/15/04	\$4,800,000	John Daly *	278 (-10)	Chris Riley - 278 (-10) Luke Donald - 278 (-10)	\$864,000	Torrey Pines GC (South), San Diego, CA (72/7,568) Torrey Pines (North), San Diego, CA (72/6,874)
2/16/03	\$4,500,000	Tiger Woods	272 (-16)	Carl Pettersson - 276 (-12)	\$810,000	Torrey Pines GC (South), San Diego, CA (72/7,568) Torrey Pines (North), San Diego, CA (72/6,874)
2/10/02	\$3,600,000	José María Olazábal	275 (-13)	J.L. Lewis - 276 (-12) Mark O' Meara - 276 (-12)	\$648,000	Torrey Pines GC (South), San Diego, CA (72/7,568) Torrey Pines (North), San Diego, CA (72/6,874)
2/11/01	\$3,500,000	Phil Mickelson *	269 (-19)	Davis Love III - 269 (-19) Frank Lickliter II - 269 (-19)	\$630,000	Torrey Pines GC (North), San Diego, CA (72/6,874) Torrey Pines GC (South), San Diego, CA (72/7,055)
2/13/00	\$3,000,000	Phil Mickelson	270 (-18)	Tiger Woods - 274 (-14) Shigeki Maruyama - 274 (-14)	\$540,000	Torrey Pines GC (North), San Diego, CA (72/6,874) Torrey Pines GC (South), San Diego, CA (72/7,000)
2/14/99	\$2,700,000	Tiger Woods	266 (-22)	Billy Ray Brown - 268 (-20)	\$486,000	Torrey Pines GC (North), San Diego, CA (72/6,854) Torrey Pines GC (South), San Diego, CA (72/7,000)
2/8/98	\$2,100,000	Scott Simpson *	204 (-12)	Skip Kendall - 204 (-12)	\$378,000	Torrey Pines GC (North), San Diego, CA (72/6,592) Torrey Pines GC (South), San Diego, CA (72/7,000)
2/9/97	\$1,500,000	Mark O' Meara	275 (-13)	Donnie Hammond - 277 (-11) Mike Hulbert - 277 (-11) Lee Janzen - 277 (-11) David Ogrin - 277 (-11) Craig Stadler - 277 (-11) Duffy Waldorf - 277 (-11) Jesper Pamevik - 277 (-11)	\$270,000	Torrey Pines GC (North), San Diego, CA (72/6,592) Torrey Pines GC (South), San Diego, CA (72/7,000)
2/11/96	\$1,200,000	Davis Love III	269 (-19)	Phil Mickelson - 271 (-17)	\$216,000	Torrey Pines GC (South), San Diego, CA (72/7,000) Torrey Pines (North), San Diego, CA (72/6,592)
<b>Buick Invitational of California</b>						
2/12/95	\$1,200,000	Peter Jacobsen	269 (-19)	Mark Calcavecchia - 273 (-15) Mike Hulbert - 273 (-15) Hal Sutton - 273 (-15) Kirk Triplett - 273 (-15)	\$216,000	Torrey Pines GC (South), San Diego, CA (72/7,000) Torrey Pines (North), San Diego, CA (72/6,592)
2/27/94	\$1,100,000	Craig Stadler	268 (-20)	Steve Lowery - 269 (-19)	\$198,000	Torrey Pines GC (South), San Diego, CA (72/7,000) Torrey Pines (North), San Diego, CA (72/6,592)
2/21/93	\$1,000,000	Phil Mickelson	278 (-10)	Dave Rummells - 282 (-6)	\$180,000	Torrey Pines GC (South), San Diego, CA (72/7,000) Torrey Pines (North), San Diego, CA (72/6,592)
2/23/92	\$1,000,000	Steve Pate	200 (-16)	Chip Beck - 201 (-15)	\$180,000	Torrey Pines GC (South), San Diego, CA (72/7,000) Torrey Pines (North), San Diego, CA (72/6,592)
<b>Shearson Lehman Brothers Open</b>						
2/17/91	\$1,000,000	Jay Don Blake	268 (-20)	Bill Sander - 270 (-18)	\$180,000	Torrey Pines GC (South), San Diego, CA (72/7,021) Torrey Pines (North), San Diego, CA (72/6,659)
<b>Shearson Lehman Hutton Open</b>						
2/18/90	\$900,000	Dan Forsman	275 (-13)	Tommy Armour III - 277 (-11)	\$162,000	Torrey Pines GC (South), San Diego, CA (72/7,021) Torrey Pines (North), San Diego, CA (72/6,659)
2/19/89	\$700,000	Greg Twiggs	271 (-17)	Steve Elkington - 273 (-15) Brad Faxon - 273 (-15) Mark O' Meara - 273 (-15) Mark Wiebe - 273 (-15)	\$126,000	Torrey Pines GC (South), San Diego, CA (72/7,021) Torrey Pines (North), San Diego, CA (72/6,659)
<b>Shearson Lehman Hutton Andy Williams Open</b>						
2/21/88	\$650,000	Steve Pate	269 (-19)	Jay Haas - 270 (-18)	\$117,000	Torrey Pines GC (South), San Diego, CA (72/7,021) Torrey Pines (North), San Diego, CA (72/6,659)
<b>Shearson Lehman Brothers Andy Williams Open</b>						
2/15/87	\$500,000	George Burns	266 (-22)	J.C. Snead - 270 (-18) Bobby Wadkins - 270 (-18)	\$90,000	Torrey Pines GC (South), San Diego, CA (72/7,021) Torrey Pines (North), San Diego, CA (72/6,659)
2/9/86	\$450,000	Bob Tway *	204 (-12)	Bernhard Langer - 204 (-12)	\$81,000	Torrey Pines GC (South), San Diego, CA (72/7,021) Torrey Pines (North), San Diego, CA (72/6,659)
<b>Isuzu-Andy Williams San Diego Open</b>						
2/17/85	\$400,000	Woody Blackburn *	269 (-19)	Ron Streck - 269 (-19)	\$72,000	Torrey Pines GC (South), San Diego, CA (72/7,021) Torrey Pines (North), San Diego, CA (72/6,659)
1/29/84	\$400,000	Gary Koch *	272 (-16)	Gary Hallberg - 272 (-16)	\$72,000	Torrey Pines GC (South), San Diego, CA (72/7,021) Torrey Pines (North), San Diego, CA (72/6,659)
2/20/83	\$300,000	Gary Hallberg	271 (-17)	Tom Kite - 272 (-16)	\$54,000	Torrey Pines GC (South), San Diego, CA (72/7,021) Torrey Pines (North), San Diego, CA (72/6,659)
<b>Wickes-Andy Williams San Diego Open</b>						
1/31/82	\$300,000	Johnny Miller	270 (-18)	Jack Nicklaus - 271 (-17)	\$54,000	Torrey Pines GC (South), San Diego, CA (72/7,021) Torrey Pines (North), San Diego, CA (72/6,659)
<b>Wickes/Andy Williams San Diego Open</b>						
2/8/81	\$250,000	Bruce Lietzke *	278 (-10)	Raymond Floyd - 278 (-10) Tom Jenkins - 278 (-10)	\$45,000	Torrey Pines GC (South), San Diego, CA (72/7,021) Torrey Pines (North), San Diego, CA (72/6,659)
<b>Andy Williams-San Diego Open Invitational</b>						

## Tournament History

End Date	Purse	Winner	Score	Runner-Up	Earnings	Location (Par/Yards)
1/27/80	\$250,000	Tom Watson *	275 (-13)	D.A. Weir - 275 (-13)	\$45,000	Torrey Pines GC (South), San Diego, CA (72/7,021) Torrey Pines (North), San Diego, CA (72/6,659)
1/28/79	\$250,000	Fuzzy Zoeller	282 (-6)	Billy Kratzert - 287 (-1) Wayne Levi - 287 (-1) Artie McNickle - 287 (-1) Tom Watson - 287 (-1)	\$45,000	Torrey Pines GC (North), San Diego, CA (72/6,659) Torrey Pines (South), San Diego, CA (72/7,021)
1/29/78	\$200,000	Jay Haas	278 (-10)	Andy Bean - 281 (-7) Gene Littler - 281 (-7) John Schroeder - 281 (-7)	\$40,000	Torrey Pines GC (North), San Diego, CA (72/6,659) Torrey Pines (South), San Diego, CA (72/7,021)
1/30/77	\$180,000	Tom Watson	269 (-19)	Larry Nelson - 274 (-14) John Schroeder - 274 (-14)	\$36,000	Torrey Pines GC (North), San Diego, CA (72/6,659) Torrey Pines (South), San Diego, CA (72/7,021)
2/15/76	\$180,000	J.C. Snead	272 (-16)	Don Bies - 273 (-15)	\$36,000	Torrey Pines GC (North), San Diego, CA (72/6,659) Torrey Pines (South), San Diego, CA (72/7,021)
2/16/75	\$170,000	J.C. Snead *	279 (-9)	Raymond Floyd - 279 (-9) Bobby Nichols - 279 (-9)	\$34,000	Torrey Pines GC (North), San Diego, CA (72/6,659) Torrey Pines (South), San Diego, CA (72/7,021)
1/27/74	\$170,000	Bobby Nichols	275 (-13)	Rod Curl - 276 (-12) Gene Littler - 276 (-12)	\$34,000	Torrey Pines GC (North), San Diego, CA (72/6,659) Torrey Pines (South), San Diego, CA (72/7,021)
2/18/73	\$170,000	Bob Dickson	278 (-10)	Billy Casper - 281 (-7) Bruce Crampton - 281 (-7) Grier Jones - 281 (-7) Phil Rodgers - 281 (-7)	\$34,000	Torrey Pines GC (North), San Diego, CA (72/6,659) Torrey Pines (South), San Diego, CA (72/7,021)
1/30/72	\$150,000	Paul Hamey	275 (-13)	Hale Irwin - 276 (-12)	\$30,000	Torrey Pines GC (North), San Diego, CA (72/6,659) Torrey Pines (South), San Diego, CA (72/7,021)
1/31/71	\$150,000	George Archer	272 (-16)	Dave Eichelberger - 275 (-13)	\$30,000	Torrey Pines GC (North), San Diego, CA (72/6,659) Torrey Pines (South), San Diego, CA (72/7,021)
2/1/70	\$150,000	Pete Brown *	275 (-13)	Tony Jacklin - 275 (-13)	\$30,000	Torrey Pines GC (North), San Diego, CA (72/6,659) Torrey Pines (South), San Diego, CA (72/7,021)
2/2/69	\$150,000	Jack Nicklaus	284 (-4)	Gene Littler - 285 (-3)	\$30,000	Torrey Pines GC (North), San Diego, CA (72/6,659) Torrey Pines (South), San Diego, CA (72/7,021)
2/11/68	\$150,000	Tom Weiskopf	273 (-15)	Al Geiberger - 274 (-14)	\$30,000	Torrey Pines GC (North), San Diego, CA (72/6,659) Torrey Pines (South), San Diego, CA (72/7,021)
<b>San Diego Open Invitational</b>						
1/15/67	\$66,000	Bob Goalby	269 (-19)	Gay Brewer - 270 (-18)	\$13,200	Stardust CC, San Diego, CA (72/6,725)
1/16/66	\$40,000	Billy Casper	268 (-20)	Tommy Aaron - 272 (-16) Tom Weiskopf - 272 (-16)	\$5,800	Stardust CC, San Diego, CA (72/6,725)
1/17/65	\$34,500	Wes Ellis *	267 (-21)	Billy Casper - 267 (-21)	\$4,850	Stardust CC, San Diego, CA (72/6,725)
1/12/64	\$30,000	Art Wall	274 (-14)	Bob Rosburg - 276 (-12) Tony Lema - 276 (-12)	\$4,000	Rancho Bernardo CC, San Diego, CA (72/6,455)
1/13/63	\$25,000	Gary Player	270 (-18)	Tony Lema - 271 (-17)	\$3,500	Stardust CC, San Diego, CA (72/6,725)
1/14/62	\$25,000	Tommy Jacobs *	277 (-11)	Johnny Pott - 277 (-11)	\$3,500	Stardust CC, San Diego, CA (72/6,725)
1/15/61	\$20,000	Arnold Palmer *	271 (-17)	Al Balding - 271 (-17)	\$2,800	Mission Valley CC, San Diego, CA (72/6,619)
1/31/60	\$20,000	Mike Souchak	269 (-19)	Johnny Pott - 270 (-18)	\$2,800	Mission Valley CC, San Diego, CA (72/6,619)
2/1/59	\$20,000	Marty Furgol	274 (-14)	Billy Casper - 275 (-13) Dave Ragan - 275 (-13) Mike Souchak - 275 (-13) Joe Campbell - 275 (-13) Bo Wininger - 275 (-13)	\$2,800	Mission Valley CC, San Diego, CA (72/6,619)
11/3/57	\$20,000	Arnold Palmer	271 (-17)	Al Balding - 272 (-16)	\$2,800	Mission Valley CC, San Diego, CA (72/6,619)
<b>Convair-San Diego Open</b>						
10/7/56	\$15,000	Bob Rosburg	270 (-18)	Dick Mayer - 272 (-16)	\$2,400	Singing Hills GC, El Cajon, CA (72/6,573)
1/23/55	\$15,000	Tommy Bolt	274 (-14)	Johnny Palmer - 276 (-12)	\$2,400	Mission Valley CC, San Diego, CA (72/6,619)
<b>San Diego Open</b>						
1/24/54	\$15,000	Gene Littler	274 (-14)	E. Harrison - 278 (-10)	\$0	Rancho Santa Fe GC, Rancho Santa Fe, CA (72/6,797)
1/18/53	\$10,000	Tommy Bolt	274 (-14)	Doug Ford - 277 (-11)	\$2,000	San Diego CC, San Diego, CA (72/6,931)
1/20/52	\$10,000	Ted Kroll	276 (-12)	Jimmy Demaret - 279 (-9)	\$2,000	San Diego CC, San Diego, CA (72/6,931)

\* indicates playoff

# Waste Management Phoenix Open

Scottsdale, Arizona • January 31-3, 2019

TPC Scottsdale

Par/Yards: 35-36--71 | 7,261



PGA TOUR event 16 of 49  
FedExCup Points (first): 500  
Purse: \$7,100,000



## Winner: Rickie Fowler

FedExCup Points: 500  
64-65-64-74 267 (-17) | \$1,278,000

## Leaders

### Round 1

<b>Rickie Fowler</b>	64 (-7)
Justin Thomas	64 (-7)
Harold Varner III	64 (-7)
Martin Laird	65 (-6)
J.T. Poston	65 (-6)

### Round 2

<b>Rickie Fowler</b>	129 (-13)
Justin Thomas	130 (-12)
Branden Grace	131 (-11)
Trey Mullinax	131 (-11)
Matt Kuchar	132 (-10)
Cameron Smith	132 (-10)

### Round 3

<b>Rickie Fowler</b>	193 (-20)
Matt Kuchar	197 (-16)
Justin Thomas	198 (-15)
Branden Grace	200 (-13)
Byeong Hun An	200 (-13)

## Order of Finish (cut: 36 HOLES: 72 professionals and 1 amateur at -1 (141) or better.)

Pos	Player	Scores	Total	FedExCup Points	Earnings	Pos	Player	Scores	Total	FedExCup Points	Earnings	Pos	Player	Scores	Total	FedExCup Points	Earnings
1	Rickie Fowler	64 65 64 74	267 (-17)	500	\$1,278,000	T44	Jimmy Walker	72 69 66 73	280 (-4)	10	\$21,466	CUT	Sam Burns	70 74	144 (+2)	--	--
2	Branden Grace	67 64 69 69	269 (-15)	300	\$766,800	T44	Alex Noren	69 72 69 70	280 (-4)	10	\$21,466	CUT	Tony Finau	72 72	144 (+2)	--	--
3	Justin Thomas	64 66 68 72	270 (-14)	190	\$482,800	T44	Tom Hoge	67 68 69 76	280 (-4)	10	\$21,466	CUT	Vaughn Taylor	73 71	144 (+2)	--	--
T4	Matt Kuchar	67 65 65 75	272 (-12)	115	\$293,467	T50	Kevin Streelman	71 67 70 73	281 (-3)	8	\$17,289	CUT	Cody Gribble	73 71	144 (+2)	--	--
T4	Bubba Watson	66 67 68 71	272 (-12)	115	\$293,467	T50	Stewart Cink	69 70 70 72	281 (-3)	8	\$17,289	CUT	Stephan Jaeger	70 74	144 (+2)	--	--
T4	Chez Reavie	71 69 64 68	272 (-12)	115	\$293,467	T50	Chris Kirk	71 70 69 71	281 (-3)	8	\$17,289	CUT	Sean O'Hair	72 72	144 (+2)	--	--
T7	Sungjae Im	69 68 67 69	273 (-11)	85	\$221,283	T50	J.J. Spaun	69 69 72 71	281 (-3)	8	\$17,289	CUT	Harris English	72 73	145 (+3)	--	--
T7	Gary Woodland	68 67 66 72	273 (-11)	85	\$221,283	T50 (A)	Matthew Wolff	67 70 72 72	281 (-3)	--	--	CUT	Scott Stallings	73 72	145 (+3)	--	--
T7	Chris Stroud	71 66 67 69	273 (-11)	85	\$221,283	T55	Adam Schenk	70 71 71 70	282 (-2)	6	\$16,259	CUT	Kenny Perry	73 72	145 (+3)	--	--
T10	Russell Knox	71 66 69 68	274 (-10)	65	\$163,300	T55	Brian Stuard	71 69 71 71	282 (-2)	6	\$16,259	CUT	Alex Cejka	69 76	145 (+3)	--	--
T10	Jhonattan Vegas	70 69 66 69	274 (-10)	65	\$163,300	T55	Brian Gay	67 73 72 70	282 (-2)	6	\$16,259	CUT	Charl Schwartzel	74 71	145 (+3)	--	--
T10	Harold Varner III	64 71 68 71	274 (-10)	65	\$163,300	T55	Brandt Snedeker	69 70 72 71	282 (-2)	6	\$16,259	CUT	Bronson Burgoon	71 74	145 (+3)	--	--
T10	Jon Rahm	67 68 70 69	274 (-10)	65	\$163,300	59	Grayson Murray	68 72 70 73	283 (-1)	5	\$15,904	CUT	Brandon Hagy	72 73	145 (+3)	--	--
T10	Xander Schauffele	67 72 67 68	274 (-10)	65	\$163,300	T60	Carlos Ortiz	70 68 70 76	284 (E)	4	\$15,336	CUT	Patrick Rodgers	76 69	145 (+3)	--	--
T15	Trey Mullinax	67 64 72 72	275 (-9)	51	\$113,600	T60	Andrew Landry	67 68 74 75	284 (E)	4	\$15,336	CUT	Mackenzie Hughes	72 73	145 (+3)	--	--
T15	Cameron Smith	67 65 71 72	275 (-9)	51	\$113,600	T60	Cheng Tsung Pan	73 68 72 71	284 (E)	4	\$15,336	CUT	Kelly Kraft	75 71	146 (+4)	--	--
T15	Hideki Matsuyama	68 69 69 69	275 (-9)	51	\$113,600	T60	Kevin Na	68 72 74 70	284 (E)	4	\$15,336	CUT	Si Woo Kim	74 72	146 (+4)	--	--
T15	Russell Henley	68 68 69 70	275 (-9)	51	\$113,600	T60	Ryan Palmer	68 71 71 74	284 (E)	4	\$15,336	CUT	Andrew Putnam	69 77	146 (+4)	--	--
T15	Tyrell Hatton	66 71 70 68	275 (-9)	51	\$113,600	T60	Richy Werenski	69 69 73 73	284 (E)	4	\$15,336	CUT	Robert Streb	71 75	146 (+4)	--	--
T20	Byeong-Hun An	66 68 66 76	276 (-8)	40	\$76,917	T60	Sam Ryder	72 67 71 74	284 (E)	4	\$15,336	CUT	Colt Knost	77 69	146 (+4)	--	--
T20	Webb Simpson	67 69 70 70	276 (-8)	40	\$76,917	T67	Cameron Champ	70 69 71 75	285 (+1)	3	\$14,626	CUT	Aaron Baddeley	69 77	146 (+4)	--	--
T20	Jason Kokrak	73 66 65 72	276 (-8)	40	\$76,917	T67	Keegan Bradley	68 69 75 73	285 (+1)	3	\$14,626	CUT	Joel Dahmen	75 71	146 (+4)	--	--
T20	Scott Piercy	66 71 71 68	276 (-8)	40	\$76,917	T67	James Hahn	68 72 70 75	285 (+1)	3	\$14,626	CUT	Ryan Armour	74 72	146 (+4)	--	--
T20	Chesson Hadley	71 65 70 70	276 (-8)	40	\$76,917	T70	John Huh	67 73 69 77	286 (+2)	3	\$14,271	CUT	Rory Sabbatini	69 77	146 (+4)	--	--
T20	Charley Hoffman	66 68 70 72	276 (-8)	40	\$76,917	T70	Freddie Jacobson	68 72 72 74	286 (+2)	3	\$14,271	CUT	Lucas Glover	74 72	146 (+4)	--	--
T26	Bud Cauley	68 72 66 71	277 (-7)	30	\$50,410	72	Satoshi Kodaira	71 70 72 75	288 (+4)	3	\$14,058	CUT	Ted Potter, Jr.	69 77	146 (+4)	--	--
T26	J.B. Holmes	69 68 68 72	277 (-7)	30	\$50,410	73	Keith Mitchell	74 67 74 74	289 (+5)	3	\$13,916	CUT	Adam Long	74 73	147 (+5)	--	--
T26	Martin Laird	65 68 70 74	277 (-7)	30	\$50,410	CUT	Michael Kim	70 72	142 (E)	--	--	CUT	Sung Kang	70 77	147 (+5)	--	--
T26	Kevin Kisner	70 69 70 68	277 (-7)	30	\$50,410	CUT	Daniel Berger	71 71	142 (E)	--	--	CUT	Jonas Blixt	73 75	148 (+6)	--	--
T26	Brandon Harkins	70 66 69 72	277 (-7)	30	\$50,410	CUT	Joaquin Niemann	71 71	142 (E)	--	--	CUT	Tyler Duncan	76 72	148 (+6)	--	--
T26	Max Homa	70 68 71 68	277 (-7)	30	\$50,410	CUT	Kevin Tway	69 73	142 (E)	--	--	CUT	Seamus Power	71 77	148 (+6)	--	--
T26	J.T. Poston	65 74 68 70	277 (-7)	30	\$50,410	CUT	Morgan Hoffmann	68 74	142 (E)	--	--	CUT	Anders Albertson	75 73	148 (+6)	--	--
T33	Ollie Schniederjans	67 69 69 73	278 (-6)	21	\$37,512	CUT	Brice Gamett	74 68	142 (E)	--	--	CUT	Blair Hamilton	73 76	149 (+7)	--	--
T33	Kiradech Aphibarnrat	69 70 71 68	278 (-6)	21	\$37,512	CUT	Chase Wright	71 71	142 (E)	--	--	CUT	Kyle Stanley	75 74	149 (+7)	--	--
T33	Emiliano Grillo	67 73 67 71	278 (-6)	21	\$37,512	CUT	Nick Taylor	72 70	142 (E)	--	--	CUT	Jim Herman	76 75	151 (+9)	--	--
T33	David Hearn	67 68 71 72	278 (-6)	21	\$37,512	CUT	Ryan Moore	73 69	142 (E)	--	--	CUT	Austin Cook	76 75	151 (+9)	--	--
T33	Hunter Mahan	70 68 69 71	278 (-6)	21	\$37,512	CUT	Luke List	69 74	143 (+1)	--	--	CUT	Bill Haas	76 76	152 (+10)	--	--
T33	Denny McCarthy	69 65 71 73	278 (-6)	21	\$37,512	CUT	Martin Kaymer	71 72	143 (+1)	--	--	CUT	Michael Hopper	79 75	154 (+12)	--	--
T39	Nick Watney	67 69 69 74	279 (-5)	15	\$29,110	CUT	K.J. Choi	71 72	143 (+1)	--	--	CUT	Whee Kim	79 77	156 (+14)	--	--
T39	Brian Harman	69 72 69 69	279 (-5)	15	\$29,110	CUT	Phil Mickelson	68 75	143 (+1)	--	--	W/D	Peter Uihlein	76	76 (+5)	--	--
T39	Zach Johnson	71 67 69 72	279 (-5)	15	\$29,110	CUT	Steve Stricker	72 71	143 (+1)	--	--						
T39	Billy Horschel	71 68 73 67	279 (-5)	15	\$29,110	CUT	Brendan Steele	75 68	143 (+1)	--	--						
T39	Beau Hossler	70 71 66 72	279 (-5)	15	\$29,110	CUT	Ryan Blaum	71 72	143 (+1)	--	--						
T44	John Catlin	70 71 68 71	280 (-4)	--	\$21,466	CUT	Patton Kizzire	73 70	143 (+1)	--	--						
T44	Danny Lee	72 68 67 73	280 (-4)	10	\$21,466	CUT	Abraham Ancer	70 73	143 (+1)	--	--						
T44	Adam Hadwin	72 67 69 72	280 (-4)	10	\$21,466	CUT	Talor Gooch	73 70	143 (+1)	--	--						

## Notes

Despite a double bogey and triple bogey in final round, Rickie Fowler recorded his fifth PGA TOUR victory in his 220th PGA TOUR start at the age of 30 years, 1 month, 21 days by two strokes over Branden Grace at 17-under 267. Fowler became the first player since 1983 to win on the PGA TOUR while recording a double bogey and triple bogey or worse in the final round.

Leading by four shots to begin the final round, Rickie Fowler lost his lead at one point following the triple bogey at No. 11. After he chipped his ball into the water, Fowler received an additional penalty when the ball rolled back into the water after he had placed it back into play. Fowler went on to birdie two of the final four holes (Nos. 15 and 17) to win by two.

Rickie Fowler led or co-lead after each of the first three rounds. Prior to the event, Fowler had never converted an 18-hole nor 36-hole lead/co-lead to victory and had done so just once with the 54-hole lead/co-lead (2017 The Honda Classic). Fowler's final-round 3-over 74 was his seventh over-par score when leading after 54 holes in his seventh attempt.

With the win, Rickie Fowler became the first player to convert a 54-hole lead for the win at the Waste Management Phoenix Open since Phil Mickelson in 2013.

Branden Grace, who began the final round trailing Rickie Fowler by seven shots, took the lead following Fowler's triple bogey at No. 11, but ended up finishing runner-up at 15-under 269. For the week, Grace played the par-3s in 6-under and the par-5s 12-under, both best in the field.

Justin Thomas finished third at 14-under 270, his second third-place result of the season (first: Sentry Tournament of Champions).

Matt Kuchar posted his first over-par score of the season (20 rounds) with a 4-over 75 in the final round en route to a tie for fourth. The result marked his third top-10 in the event in as many seasons (T4/2019, T5/2018, T9/2017).

In his bid to become the first player to win the Waste Management Phoenix Open in consecutive years since Hideki Matsuyama in 2016-17, Gary Woodland finished T7.

Three-time winner Phil Mickelson missed the cut after rounds of 68-75. Mickelson entered the week with 499 official made cuts on the PGA TOUR.

**WEATHER:** **Thursday:** Mostly sunny. High of 73. Wind S 5-10 mph. **Friday:** Partly cloudy. High of 71. Wind S 5-10 mph. **Saturday:** Mostly cloudy. High of 67. Wind S 6-12 mph. **Sunday:** Cloudy with light rain. High of 63. Wind SW 5-10 mph.

## Tournament Record: 256

Phil Mickelson (2013), Mark Calcavecchia (2001)

## TPC Scottsdale: 60

Phil Mickelson (2013), Phil Mickelson (2005), Mark Calcavecchia (2001), Grant Waite (1996)

# Tournament History

End Date	Purse	Winner	Score	Runner-Up	Earnings	Location (Par/Yards)
<b>Waste Management Phoenix Open</b>						
2/3/19	\$7,100,000	Rickie Fowler	267 (-17)	Branden Grace - 269 (-15)	\$1,278,000	TPC Scottsdale, Scottsdale, AZ (71/7,261)
2/4/18	\$6,900,000	Gary Woodland *	266 (-18)	Chez Reavie - 266 (-18)	\$1,242,000	TPC Scottsdale, Scottsdale, AZ (71/7,266)
2/5/17	\$6,700,000	Hideki Matsuyama *	267 (-17)	Webb Simpson - 267 (-17)	\$1,206,000	TPC Scottsdale, Scottsdale, AZ (71/7,266)
2/7/16	\$6,500,000	Hideki Matsuyama *	270 (-14)	Rickie Fowler - 270 (-14)	\$1,170,000	TPC Scottsdale, Scottsdale, AZ (71/7,266)
2/1/15	\$6,300,000	Brooks Koepka	269 (-15)	Ryan Palmer - 270 (-14) Bubba Watson - 270 (-14) Hideki Matsuyama - 270 (-14)	\$1,134,000	TPC Scottsdale, Scottsdale, AZ (71/7,266)
2/2/14	\$6,200,000	Kevin Stadler	268 (-16)	Bubba Watson - 269 (-15) Graham DeLaet - 269 (-15)	\$1,116,000	TPC Scottsdale, Scottsdale, AZ (71/7,152)
2/3/13	\$6,200,000	Phil Mickelson	256 (-28)	Brandt Snedeker - 260 (-24)	\$1,116,000	TPC Scottsdale, Scottsdale, AZ (71/7,216)
2/5/12	\$6,100,000	Kyle Stanley	269 (-15)	Ben Crane - 270 (-14)	\$1,098,000	TPC Scottsdale, Scottsdale, AZ (71/7,216)
2/6/11	\$6,100,000	Mark Wilson *	266 (-18)	Jason Dufner - 266 (-18)	\$1,098,000	TPC Scottsdale, Scottsdale, AZ (71/7,216)
2/28/10	\$6,000,000	Hunter Mahan	268 (-16)	Rickie Fowler - 269 (-15)	\$1,080,000	TPC Scottsdale, Scottsdale, AZ (71/7,216)
<b>FBR Open</b>						
2/1/09	\$6,000,000	Kenny Perry *	270 (-14)	Charley Hoffman - 270 (-14)	\$1,080,000	TPC Scottsdale, Scottsdale, AZ (71/7,216)
2/3/08	\$6,000,000	J.B. Holmes *	270 (-14)	Phil Mickelson - 270 (-14)	\$1,080,000	TPC Scottsdale, Scottsdale, AZ (71/7,216)
2/4/07	\$6,000,000	Aaron Baddeley	263 (-21)	John Rollins - 264 (-20)	\$1,080,000	TPC Scottsdale, Scottsdale, AZ (71/7,216)
2/5/06	\$5,200,000	J.B. Holmes	263 (-21)	Steve Lowery - 270 (-14) Scott Verplank - 270 (-14) Ryan Palmer - 270 (-14) J.J. Henry - 270 (-14) Camilo Villegas - 270 (-14)	\$936,000	TPC Scottsdale, Scottsdale, AZ (71/7,216)
2/6/05	\$5,200,000	Phil Mickelson	267 (-17)	Scott McCarron - 272 (-12) Kevin Na - 272 (-12)	\$936,000	TPC Scottsdale, Scottsdale, AZ (71/7,216)
2/1/04	\$5,200,000	Jonathan Kaye	266 (-18)	Chris DiMarco - 268 (-16)	\$936,000	TPC Scottsdale, Scottsdale, AZ (71/7,216)
<b>Phoenix Open</b>						
1/26/03	\$4,000,000	Vijay Singh	261 (-23)	John Huston - 264 (-20)	\$720,000	TPC Scottsdale, Scottsdale, AZ (71/7,089)
1/27/02	\$4,000,000	Chris DiMarco	267 (-17)	Kenny Perry - 268 (-16) Kaname Yokoo - 268 (-16)	\$720,000	TPC Scottsdale, Scottsdale, AZ (71/7,089)
1/28/01	\$4,000,000	Mark Calavecchia	256 (-28)	Rocco Mediate - 264 (-20)	\$720,000	TPC Scottsdale, Scottsdale, AZ (71/7,089)
1/30/00	\$3,200,000	Tom Lehman	270 (-14)	Rocco Mediate - 271 (-13) Robert Allenby - 271 (-13)	\$576,000	TPC Scottsdale, Scottsdale, AZ (71/7,083)
1/31/99	\$3,000,000	Rocco Mediate	273 (-11)	Justin Leonard - 275 (-9)	\$540,000	TPC Scottsdale, Scottsdale, AZ (71/7,083)
1/25/98	\$2,500,000	Jesper Parnevik	269 (-15)	Tommy Armour III - 272 (-12) Steve Pate - 272 (-12) Tom Watson - 272 (-12) Brent Geiberger - 272 (-12)	\$450,000	TPC Scottsdale, Scottsdale, AZ (71/6,992)
1/26/97	\$1,500,000	Steve Jones	258 (-26)	Jesper Parnevik - 269 (-15)	\$270,000	TPC Scottsdale, Scottsdale, AZ (71/6,992)
1/27/96	\$1,300,000	Phil Mickelson *	269 (-15)	Justin Leonard - 269 (-15)	\$234,000	TPC Scottsdale, Scottsdale, AZ (71/6,992)
1/29/95	\$1,300,000	Vijay Singh *	269 (-15)	Billy Mayfair - 269 (-15)	\$234,000	TPC Scottsdale, Scottsdale, AZ (71/6,992)
1/30/94	\$1,200,000	Bill Glasson	268 (-16)	Bob Estes - 271 (-13)	\$216,000	TPC Scottsdale, Scottsdale, AZ (71/6,992)
1/31/93	\$1,000,000	Lee Janzen	273 (-11)	Andrew Magee - 275 (-9)	\$180,000	TPC Scottsdale, Scottsdale, AZ (71/6,992)
1/26/92	\$1,000,000	Mark Calavecchia	264 (-20)	Duffy Waldorf - 269 (-15)	\$180,000	TPC Scottsdale, Scottsdale, AZ (71/6,992)
1/27/91	\$1,000,000	Nolan Henke	268 (-16)	Gil Morgan - 269 (-15) Curtis Strange - 269 (-15) Tom Watson - 269 (-15)	\$180,000	TPC Scottsdale, Scottsdale, AZ (71/6,992)
1/28/90	\$900,000	Tommy Armour III	267 (-17)	Jim Thorpe - 272 (-12)	\$162,000	TPC Scottsdale, Scottsdale, AZ (71/6,992)
1/22/89	\$700,000	Mark Calavecchia	263 (-21)	Chip Beck - 270 (-14)	\$126,000	TPC Scottsdale, Scottsdale, AZ (71/6,992)
1/31/88	\$650,000	Sandy Lyle *	269 (-15)	Fred Couples - 269 (-15)	\$117,000	TPC Scottsdale, Scottsdale, AZ (71/6,992)
1/25/87	\$600,000	Paul Azinger	268 (-16)	Hal Sutton - 269 (-15)	\$108,000	TPC Scottsdale, Scottsdale, AZ (71/6,992)
1/26/86	\$500,000	Hal Sutton	267 (-17)	Calvin Peete - 269 (-15) Tony Sills - 269 (-15)	\$90,000	Phoenix CC, Phoenix, AZ (71/6,726)
1/20/85	\$450,000	Calvin Peete	270 (-14)	Morris Hatafsky - 272 (-12) Doug Tewell - 272 (-12)	\$81,000	Phoenix CC, Phoenix, AZ (71/6,726)
1/22/84	\$400,000	Tom Purtzer	268 (-16)	Corey Pavin - 269 (-15)	\$72,000	Phoenix CC, Phoenix, AZ (71/6,726)
1/30/83	\$350,000	Bob Gilder *	271 (-13)	Rex Caldwell - 271 (-13) Johnny Miller - 271 (-13) Mark O'Meara - 271 (-13)	\$63,000	Phoenix CC, Phoenix, AZ (71/6,726)
1/24/82	\$300,000	Lanny Wadkins	263 (-21)	Jerry Pate - 269 (-15)	\$54,000	Phoenix CC, Phoenix, AZ (71/6,726)
1/25/81	\$300,000	David Graham	268 (-16)	Lon Hinkle - 269 (-15)	\$54,000	Phoenix CC, Phoenix, AZ (71/6,726)
1/20/80	\$300,000	Jeff Mitchell	272 (-12)	Rik Massengale - 276 (-8)	\$54,000	Phoenix CC, Phoenix, AZ (71/6,726)
1/22/79	\$187,500	Ben Crenshaw	199 (-14)	Jay Haas - 200 (-13)	\$33,750	Phoenix CC, Phoenix, AZ (71/6,726)
1/15/78	\$200,000	Miller Barber	272 (-12)	Jerry Pate - 273 (-11) Lee Trevino - 273 (-11)	\$40,000	Phoenix CC, Phoenix, AZ (71/6,726)
1/9/77	\$200,000	Jerry Pate *	277 (-7)	Dave Stockton - 277 (-7)	\$40,000	Phoenix CC, Phoenix, AZ (71/6,726)
1/18/76	\$200,000	Bob Gilder	268 (-16)	Roger Maltbie - 270 (-14)	\$40,000	Phoenix CC, Phoenix, AZ (71/6,726)
1/12/75	\$150,000	Johnny Miller	260 (-24)	Jerry Heard - 274 (-10)	\$30,000	Phoenix CC, Phoenix, AZ (71/6,726)
1/13/74	\$150,000	Johnny Miller	271 (-13)	Lanny Wadkins - 272 (-12)	\$30,000	Phoenix CC, Phoenix, AZ (71/6,726)
1/14/73	\$150,000	Bruce Crampton	268 (-12)	Steve Melnyk - 269 (-11) Lanny Wadkins - 269 (-11)	\$30,000	Arizona CC, Phoenix, AZ (70/6,216)
2/20/72	\$125,000	Homero Blancas *	273 (-11)	Lanny Wadkins - 273 (-11)	\$25,000	Phoenix CC, Phoenix, AZ (71/6,726)
<b>Phoenix Open Invitational</b>						
1/24/71	\$125,000	Miller Barber	261 (-19)	Billy Casper - 263 (-17) Dan Sikes - 263 (-17)	\$25,000	Arizona CC, Phoenix, AZ (70/6,216)
1/18/70	\$100,000	Dale Douglass	271 (-13)	Howie Johnson - 272 (-12) Gene Littler - 272 (-12)	\$20,000	Phoenix CC, Phoenix, AZ (71/6,726)
2/16/69	\$100,000	Gene Littler	263 (-17)	Miller Barber - 265 (-15) Don January - 265 (-15) Billy Maxwell - 265 (-15)	\$20,000	Arizona CC, Phoenix, AZ (70/6,216)
2/18/68	\$100,000	George Knudson	272 (-12)	Julius Boros - 275 (-9) Sam Carmichael - 275 (-9) Jack Montgomery - 275 (-9)	\$20,000	Phoenix CC, Phoenix, AZ (71/6,726)
2/12/67	\$70,000	Julius Boros	272 (-8)	Ken Still - 273 (-7)	\$14,000	Arizona CC, Phoenix, AZ (70/6,216)
2/14/66	\$60,000	Dudley Wyson	278 (-6)	Gardner Dickinson - 279 (-5)	\$9,000	Phoenix CC, Phoenix, AZ (71/6,726)
2/14/65	\$67,500	Rod Funseth	274 (-6)	Bert Yancey - 277 (-3)	\$10,500	Arizona CC, Phoenix, AZ (70/6,216)
2/9/64	\$50,000	Jack Nicklaus	271 (-13)	Bob Brue - 274 (-10)	\$7,500	Phoenix CC, Phoenix, AZ (71/6,726)
2/12/63	\$35,000	Arnold Palmer	273 (-7)	Gary Player - 274 (-6)	\$5,300	Arizona CC, Phoenix, AZ (70/6,216)
2/11/62	\$35,000	Arnold Palmer	269 (-15)	Billy Casper - 281 (-3) Don Fairfield - 281 (-3) Bob McCallister - 281 (-3) Jack Nicklaus - 281 (-3)	\$5,300	Phoenix CC, Phoenix, AZ (71/6,726)
2/12/61	\$30,000	Arnold Palmer *	270 (-10)	Doug Sanders - 270 (-10)	\$4,300	Arizona CC, Phoenix, AZ (70/6,216)
2/15/60	\$22,500	Jack Fleck *	273 (-11)	Bill Collins - 273 (-11)	\$3,150	Phoenix CC, Phoenix, AZ (71/6,726)
2/8/59	\$17,500	Gene Littler	268 (-12)	Art Wall - 269 (-11)	\$2,400	Arizona CC, Phoenix, AZ (70/6,216)
1/29/58	\$15,000	Ken Venturi	274 (-10)	Jay Hebert - 275 (-9) Walter Burkemo - 275 (-9)	\$2,000	Phoenix CC, Phoenix, AZ (71/6,726)
2/3/57	\$15,000	Billy Casper	271 (-9)	Cary Middlecoff - 274 (-6) Mike Souchak - 274 (-6)	\$2,000	Arizona CC, Phoenix, AZ (70/6,216)
<b>Phoenix Open</b>						
2/5/56	\$15,000	Cary Middlecoff	276 (-8)	Mike Souchak - 279 (-5)	\$2,400	Phoenix CC, Phoenix, AZ (71/6,726)
2/6/55	\$15,000	Gene Littler	275 (-5)	Billy Maxwell - 276 (-4) Johnny Palmer - 276 (-4)	\$2,400	Arizona CC, Phoenix, AZ (70/6,216)

## Tournament History

End Date	Purse	Winner	Score	Runner-Up	Earnings	Location (Par/Yards)
2/7/54	\$10,000	Ed Furgol *	272 (-12)	Cary Middlecoff - 272 (-12)	\$2,000	Phoenix CC, Phoenix, AZ (71/6,726)
1/26/53	\$10,000	Lloyd Mangrum	272 (-12)	Johnny Bulla - 278 (-6) Ted Kroll - 278 (-6) Bo Winingen - 278 (-6)	\$2,000	Phoenix CC, Phoenix, AZ (71/6,726)
1/27/52	\$10,000	Lloyd Mangrum	274 (-10)	E. Harrison - 279 (-5)	\$2,000	Phoenix CC, Phoenix, AZ (71/6,726)
1/28/51	\$10,000	Lew Worsham	272 (-12)	Lawson Little - 273 (-11)	\$2,000	Phoenix CC, Phoenix, AZ (71/6,726)
<b>Ben Hogan Open</b>						
1/29/50	\$10,000	Jimmy Demaret	269 (-15)	Sam Snead - 270 (-14)	\$2,000	Phoenix CC, Phoenix, AZ (71/6,726)
<b>Phoenix Open</b>						
1/30/49	\$10,000	Jimmy Demaret *	278 (-6)	Ben Hogan - 278 (-6)	\$2,000	Phoenix CC, Phoenix, AZ (71/6,726)
1/25/48	\$10,000	Bobby Locke	268 (-16)	Jimmy Demaret - 269 (-15)	\$2,000	Phoenix CC, Phoenix, AZ (71/6,726)
1/26/47	\$10,000	Ben Hogan	270	Lloyd Mangrum - 277 Ed Oliver - 277	\$2,000	Phoenix CC, Phoenix, AZ (71/6,726)
1/27/46	\$7,500	Ben Hogan *	273	Herman Keiser - 273	\$1,500	Phoenix CC, Phoenix, AZ (71/6,726)
1/14/45	\$6,666	Byron Nelson	274	Denny Shute - 276	\$1,333	Phoenix CC, Phoenix, AZ (71/6,726)
2/6/44	\$5,000	Harold McSpaden *	273	Byron Nelson - 273	\$1,000	Phoenix CC, Phoenix, AZ (71/6,726)
2/3/40	\$3,000	Ed Oliver	205 (-8)	Ben Hogan - 206 (-7)	\$700	Phoenix CC, Phoenix, AZ (71/6,726)
2/5/39	\$3,000	Byron Nelson	198 (-15)	Ben Hogan - 210 (-3)	\$700	Phoenix CC, Phoenix, AZ (71/6,726)
2/17/35	\$2,500	Ky Laffoon	281	Craig Wood - 285	\$500	Phoenix CC, Phoenix, AZ (71/6,726)
<b>Arizona Open</b>						
1/22/33	\$1,500	Harry Cooper	281 (68)	Ray Mangrum - 283 (70) Horton Smith - 283 (70)	\$400	Phoenix CC, Phoenix, AZ (71/6,726)
2/1/32	\$2,500	Ralph Guldahl	285 (1)	John Perelli - 290 (6)	\$600	Phoenix CC, Phoenix, AZ (71/6,726)

\* indicates playoff

# AT&T Pebble Beach Pro-Am

Pebble Beach, California • February 7-10, 2019

Pebble Beach GL

Par/Yards: 36-36--72 | 6,816



PGA TOUR event 17 of 49

FedExCup Points (first): 500

Purse: \$7,600,000



**Winner: Phil Mickelson**

FedExCup Points: 500

65-68-70-65 268 (-19) | \$1,368,000

## Leaders

### Round 1

Brian Gay	64 (-7)
Scott Langley	64 (-7)
<b>Phil Mickelson</b>	65 (-6)
Jason Day	65 (-6)
Matt Every	65 (-6)
Kevin Kisner	65 (-6)
Si Woo Kim	66 (-6)
Cody Gribble	66 (-6)

### Round 2

<b>Phil Mickelson</b>	133 (-10)
Paul Casey	133 (-10)
Scott Langley	133 (-10)
Lucas Glover	134 (-10)
Jason Day	134 (-9)
Jordan Spieth	134 (-9)

### Round 3

Paul Casey	200 (-15)
<b>Phil Mickelson</b>	203 (-12)
Scott Piercy	204 (-11)
Lucas Glover	204 (-11)
Brian Gay	205 (-10)
Matt Every	205 (-10)

**Order of Finish** (cut: 54 HOLES: 70 professionals at -2 (213) or better. 54 HOLES: 60 professionals at -3 (212) or better. )

Pos	Player	Scores	Total	FedExCup Points	Earnings	Pos	Player	Scores	Total	FedExCup Points	Earnings	Pos	Player	Scores	Total	FedExCup Points	Earnings
1	Phil Mickelson	65 68 70 65	268 (-19)	500	\$1,368,000	T53	Alex Prugh	69 72 68 75	284 (-3)	6	\$17,594	CUT	Sungjae Im	71 77 69	217 (+2)	--	--
2	Paul Casey	69 64 67 71	271 (-16)	300	\$820,800	T53	Roberto Castro	68 70 72 74	284 (-3)	6	\$17,594	CUT	Broc Everett	74 74 69	217 (+2)	--	--
3	Scott Stallings	67 70 69 66	272 (-15)	190	\$516,800	T53	Matt Jones	71 71 70 72	284 (-3)	6	\$17,594	CUT	Ryan Armour	70 75 72	217 (+2)	--	--
T4	Si Woo Kim	66 71 69 68	274 (-13)	123	\$334,400	57	Johnson Wagner	67 73 71 74	285 (-2)	6	\$17,176	CUT	Ryan Palmer	70 75 73	218 (+3)	--	--
T4	Jason Day	65 69 72 68	274 (-13)	123	\$334,400	58	John Rollins	73 69 70 74	286 (-1)	5	\$17,024	CUT	Dylan Frittelli	73 72 73	218 (+3)	--	--
6	Scott Langley	64 69 73 69	275 (-12)	100	\$273,600	T59	Cameron Davis	72 68 72 78	290 (+3)	5	\$16,796	CUT	Jimmy Walker	75 71 72	218 (+3)	--	--
T7	Brian Gay	64 72 69 71	276 (-11)	85	\$236,867	T59	Cody Gribble	66 73 73 78	290 (+3)	5	\$16,796	CUT	Pat Perez	69 76 73	218 (+3)	--	--
T7	Lucas Glover	68 66 70 72	276 (-11)	85	\$236,867	T61	Dominic Bozzelli	72 73 68	213 (-2)	4	\$15,884	CUT	Adam Svensson	73 73 72	218 (+3)	--	--
T7	Kevin Streelman	70 70 71 65	276 (-11)	85	\$236,867	T61	Austin Cook	66 74 73	213 (-2)	4	\$15,884	CUT	Corey Connors	75 73 70	218 (+3)	--	--
T10	Chris Stroud	69 71 67 70	277 (-10)	68	\$182,400	T61	Martin Laird	68 74 71	213 (-2)	4	\$15,884	CUT	Brandt Snedeker	69 74 75	218 (+3)	--	--
T10	Michael Thompson	70 72 69 66	277 (-10)	68	\$182,400	T61	Sangmoon Bae	69 71 73	213 (-2)	4	\$15,884	CUT	Kelly Kraft	72 73 73	218 (+3)	--	--
T10	Scott Piercy	70 65 69 73	277 (-10)	68	\$182,400	T61	Fabian Gómez	67 71 75	213 (-2)	4	\$15,884	CUT	Patrick Rodgers	72 78 68	218 (+3)	--	--
T10	Max Homa	73 68 68 67	277 (-10)	68	\$182,400	T61	Wyndham Clark	73 69 71	213 (-2)	4	\$15,884	CUT	J.J. Spaun	74 72 72	218 (+3)	--	--
T14	Jim Furyk	72 68 68 70	278 (-9)	54	\$133,000	T61	Charley Hoffman	69 72 72	213 (-2)	4	\$15,884	CUT	John Huh	72 76 71	219 (+4)	--	--
T14	Russell Knox	68 70 68 72	278 (-9)	54	\$133,000	T61	Steve Stricker	68 75 70	213 (-2)	4	\$15,884	CUT	Kyle Jones	74 73 72	219 (+4)	--	--
T14	Matt Every	65 71 69 73	278 (-9)	54	\$133,000	T61	John Senden	72 72 69	213 (-2)	4	\$15,884	CUT	J.J. Henry	70 74 75	219 (+4)	--	--
T14	Sung Kang	69 69 69 71	278 (-9)	54	\$133,000	T61	Adam Scott	70 72 71	213 (-2)	4	\$15,884	CUT	Kyung-Hoon Lee	72 73 74	219 (+4)	--	--
T18	D.J. Trahan	68 72 72 67	279 (-8)	46	\$102,600	T61	Rory Sabbatini	71 70 73	214 (-1)	--	--	CUT	Davis Love III	71 74 74	219 (+4)	--	--
T18	Adam Hadwin	72 70 65 72	279 (-8)	46	\$102,600	CUT	Freddie Jacobson	74 72 68	214 (-1)	--	--	CUT	David Duval	73 72 75	220 (+5)	--	--
T18	Graeme McDowell	68 70 70 71	279 (-8)	46	\$102,600	CUT	Vaughn Taylor	70 69 75	214 (-1)	--	--	CUT	Brian Davis	71 74 75	220 (+5)	--	--
T18	Roberto Díaz	69 69 71 70	279 (-8)	46	\$102,600	CUT	Doug Ghim	68 75 71	214 (-1)	--	--	CUT	Alex Cejka	76 73 71	220 (+5)	--	--
T22	Patrick Reed	68 70 73 69	280 (-7)	37	\$70,553	CUT	Keith Mitchell	66 74 74	214 (-1)	--	--	CUT	D.A. Points	75 71 74	220 (+5)	--	--
T22	Tyler Duncan	71 68 70 71	280 (-7)	37	\$70,553	CUT	Stephan Jaeger	74 70 70	214 (-1)	--	--	CUT	Joey Garber	71 73 76	220 (+5)	--	--
T22	Trey Mullinax	68 70 73 68	280 (-7)	37	\$70,553	CUT	Whee Kim	74 67 73	214 (-1)	--	--	CUT	David Lingmerth	75 70 75	220 (+5)	--	--
T22	Rafa Cabrera Bello	69 68 69 74	280 (-7)	37	\$70,553	CUT	Ryan Ruffels	71 71 72	214 (-1)	--	--	CUT	Peter Malnati	72 74 76	222 (+7)	--	--
T22	Jonathan Byrd	69 69 68 74	280 (-7)	37	\$70,553	CUT	Wes Roach	67 73 74	214 (-1)	--	--	CUT	Parker McLachlin	69 75 78	222 (+7)	--	--
T22	Matt Kuchar	67 73 70 70	280 (-7)	37	\$70,553	CUT	Grayson Murray	70 79 65	214 (-1)	--	--	CUT	Derek Fathauer	75 70 77	222 (+7)	--	--
T28	Nick Taylor	69 70 71 71	281 (-6)	25	\$46,360	CUT	Adam Long	73 69 72	214 (-1)	--	--	CUT	Brice Garnett	77 79 66	222 (+7)	--	--
T28	Kevin Kisner	65 71 74 71	281 (-6)	25	\$46,360	CUT	Beau Hossler	69 69 77	215 (E)	--	--	CUT	Martin Piller	72 76 75	223 (+8)	--	--
T28	Branden Grace	67 69 71 74	281 (-6)	25	\$46,360	CUT	Mackenzie Hughes	68 69 78	215 (E)	--	--	CUT	Ben Crane	70 80 73	223 (+8)	--	--
T28	Emie Els	69 68 73 71	281 (-6)	25	\$46,360	CUT	Shane Lowry	71 77 67	215 (E)	--	--	CUT	Chris Thompson	73 74 76	223 (+8)	--	--
T28	Brady Schnell	67 72 72 70	281 (-6)	25	\$46,360	CUT	Richy Wrenski	72 70 73	215 (E)	--	--	CUT	Rod Pampling	72 77 75	224 (+9)	--	--
T28	Martin Trainer	69 73 66 73	281 (-6)	25	\$46,360	CUT	Talor Gooch	68 69 78	215 (E)	--	--	CUT	J.B. Holmes	76 71 77	224 (+9)	--	--
T28	Tom Lovelady	72 70 70 69	281 (-6)	25	\$46,360	CUT	Michael Kim	72 69 74	215 (E)	--	--	CUT	Ho Sung Choi	72 75 77	224 (+9)	--	--
T28	Cameron Champ	73 69 70 69	281 (-6)	25	\$46,360	CUT	Scott Brown	72 70 73	215 (E)	--	--	CUT	Chesson Hadley	76 78 70	224 (+9)	--	--
T28	Curtis Luck	70 67 73 71	281 (-6)	25	\$46,360	CUT	Kenny Perry	67 71 77	215 (E)	--	--	CUT	Robert Garrigus	81 70 74	225 (+10)	--	--
T28	Brandon Harkins	68 70 73 72	281 (-6)	25	\$46,360	CUT	Ricky Barnes	70 69 76	215 (E)	--	--	CUT	David Heam	73 74 79	226 (+11)	--	--
T38	Andrew Putnam	75 70 66 71	282 (-5)	15	\$31,160	CUT	Chad Collins	73 70 73	216 (+1)	--	--	CUT	Jerry Kelly	71 74 81	226 (+11)	--	--
T38	Hank Lebioda	71 69 71 71	282 (-5)	15	\$31,160	CUT	Nick Watney	73 74 69	216 (+1)	--	--	CUT	Chase Wright	74 74 78	226 (+11)	--	--
T38	Julián Etulain	71 72 69 70	282 (-5)	15	\$31,160	CUT	Chad Campbell	69 72 75	216 (+1)	--	--	CUT	Sepp Straka	72 77 77	226 (+11)	--	--
T38	Sam Saunders	69 70 72 71	282 (-5)	15	\$31,160	CUT	Brendon Todd	69 73 74	216 (+1)	--	--	CUT	Kramer Hickok	77 73 77	227 (+12)	--	--
T38	Tony Finau	69 73 70 70	282 (-5)	15	\$31,160	CUT	José de Jesús Rodríguez	68 74 74	216 (+1)	--	--	CUT	John Catlin	77 73 77	227 (+12)	--	--
T38	Jonas Blixt	67 69 76 70	282 (-5)	15	\$31,160	CUT	Aaron Baddeley	69 73 74	216 (+1)	--	--	CUT	John Chin	78 77 72	227 (+12)	--	--
T38	Chez Reavie	68 70 71 73	282 (-5)	15	\$31,160	CUT	Hunter Mahan	71 75 70	216 (+1)	--	--	CUT	Dru Love	74 72 81	227 (+12)	--	--
T45	Brian Stuard	69 70 73 71	283 (-4)	9	\$20,919	CUT	Sebastián Muñoz	72 72 72	216 (+1)	--	--	CUT	Ted Potter, Jr.	82 74 71	227 (+12)	--	--
T45	Tommy Fleetwood	73 68 71 71	283 (-4)	9	\$20,919	CUT	Anders Albertson	75 75 69	216 (+1)	--	--	CUT	Jason Schmuhl	73 80 75	228 (+13)	--	--
T45	Dustin Johnson	66 73 73 71	283 (-4)	9	\$20,919	CUT	Tom Hoge	71 70 75	216 (+1)	--	--	CUT	Roger Sloan	77 75 76	228 (+13)	--	--
T45	Nate Lashley	67 71 73 72	283 (-4)	9	\$20,919	CUT	Russell Henley	71 68 78	217 (+2)	--	--	CUT	Jim Knous	74 79 75	228 (+13)	--	--
T45	Adam Schenk	70 72 67 74	283 (-4)	9	\$20,919	CUT	Seth Reeves	67 74 76	217 (+2)	--	--	CUT	Steve Jones	76 83 76	235 (+20)	--	--
T45	Jordan Spieth	66 68 74 75	283 (-4)	9	\$20,919	CUT	Matthew Fitzpatrick	71 70 76	217 (+2)	--	--						
T45	Josh Teater	70 70 71 72	283 (-4)	9	\$20,919	CUT	Jason Gore	73 72 72	217 (+2)	--	--						
T45	Ben Silverman	70 71 69 73	283 (-4)	9	\$20,919	CUT	Tyrone Van Aswegen	73 73 71	217 (+2)	--	--						
T53	Cameron Tringale	71 68 72 73	284 (-3)	6	\$17,594	CUT	James Hahn	71 74 72	217 (+2)	--	--						

## Notes

Closing with a bogey-free 7-under 65, Phil Mickelson overcame a three-stroke deficit to Paul Casey to win by three strokes at the AT&T Pebble Beach Pro-Am by three shots over Casey. With a winning score of 19-under 268, Mickelson earned his 44th PGA TOUR title in his 598th TOUR start at the age of 48 years, 7 months, 26 days.

Phil Mickelson's win was his fifth at the AT&T Pebble Beach Pro-Am (1998, 2005, 2007, 2012, 2019), tying Mark O'Meara for most wins at the event.

The event marked the first Monday finish of the season and first since the 2018 BMW Championship (unscheduled). The final round was suspended due to rain and hail, marking the first tournament round suspended by hail since round one of the 2013 World Golf Championships-Dell Technologies Match Play at The Golf Club at Dove Mountain in Marana, Arizona.

With his 500th official made cut on TOUR, Phil Mickelson became the 19th player to make 500 or more cuts on TOUR.

Phil Mickelson earned his 14th title in the state of California, becoming the second player to accomplish the feat since 1983 (Tiger Woods/14).

Phil Mickelson became the oldest winner of the AT&T Pebble Beach Pro-Am, surpassing Steve Lowery who was 47 years, 3 months, 29 days when he won in 2008.

Ted Potter, Jr. became the first defending champion of the season to miss the cut.

Preferred lies were used all four rounds, the first tournament to do so since the 2018 Barbasol Championship.

**WEATHER: Thursday:** Mostly sunny. High of 54. Wind SW 8-12 mph. **Friday:** Mostly cloudy with afternoon showers. High of 54. Wind SSE 10-15 mph, with gusts to 20 mph. Play was suspended for the day at 2:11 p.m. PT due to heavy rain. **Saturday:** Second round resumed at 7:10 a.m. PT, with the third round beginning as scheduled at 8 a.m. PT. Mostly sunny in the morning with heavy afternoon showers. High of 48. Wind SSW 15-20 mph, with gusts to 25 mph. **Sunday:** Due to wet conditions, the start of the final round was delayed for one hour. Rain and hail forced a suspension of play from 10:53 a.m.-1 p.m. (a total of two hours and seven minutes). Play was suspended due to darkness at 5:55 p.m., with two players left on the course. Mostly cloudy. High of 54. Wind NW 15-20 mph, with gusts to 27 mph. **Monday:** Partly cloudy. High of 54. Wind W 5-10 mph.

### Tournament Record: 265

Brandt Snedeker (2015)

### Pebble Beach GL: 62

David Duval (1997), Tom Kite (1983)

### Spyglass Hill GC: 62

Luke Donald (2006), Phil Mickelson (2005)

### Monterey Peninsula CC: 60

Sung Kang (2016)

## Tournament History

End Date	Purse	Winner	Score	Runner-Up	Earnings	Location (Par/Yards)
<b>AT&amp;T Pebble Beach Pro-Am</b>						
2/10/19	\$7,600,000	Phil Mickelson	268 (-19)	Paul Casey - 271 (-16)	\$1,368,000	Pebble Beach GL, Pebble Beach, CA (72/6,816) Monterey Peninsula CC, Pebble Beach, CA (71/6,958) Spyglass Hill GC, Pebble Beach, CA (72/6,960)
2/11/18	\$7,400,000	Ted Potter, Jr.	270 (-17)	Phil Mickelson - 273 (-14) Chez Reavie - 273 (-14) Jason Day - 273 (-14) Dustin Johnson - 273 (-14)	\$1,332,000	Pebble Beach GL, Pebble Beach, CA (72/6,816) Monterey Peninsula CC, Pebble Beach, CA (71/6,958) Spyglass Hill GC, Pebble Beach, CA (72/6,953)
2/12/17	\$7,200,000	Jordan Spieth	268 (-19)	Kelly Kraft - 272 (-15)	\$1,296,000	Pebble Beach GL, Pebble Beach, CA (72/6,816) Monterey Peninsula CC, Pebble Beach, CA (71/6,867) Spyglass Hill GC, Pebble Beach, CA (72/6,953)
2/14/16	\$7,000,000	Vaughn Taylor	270 (-17)	Phil Mickelson - 271 (-16)	\$1,260,000	Pebble Beach GL, Pebble Beach, CA (72/6,816) Monterey Peninsula CC, Pebble Beach, CA (71/6,867) Spyglass Hill GC, Pebble Beach, CA (72/6,953)
<b>AT&amp;T Pebble Beach National Pro-Am</b>						
2/15/15	\$6,800,000	Brandt Snedeker	265 (-22)	Nick Watney - 268 (-19)	\$1,224,000	Pebble Beach GL, Pebble Beach, CA (72/6,816) Monterey Peninsula CC, Pebble Beach, CA (71/6,867) Spyglass Hill GC, Pebble Beach, CA (72/6,953)
2/9/14	\$6,600,000	Jimmy Walker	276 (-11)	Dustin Johnson - 277 (-10) Jim Renner - 277 (-10)	\$1,188,000	Pebble Beach GL, Pebble Beach, CA (72/6,816) Monterey Peninsula CC, Pebble Beach, CA (71/6,867) Spyglass Hill GC, Pebble Beach, CA (72/6,953)
2/10/13	\$6,500,000	Brandt Snedeker	267 (-19)	Chris Kirk - 269 (-17)	\$1,170,000	Pebble Beach GL, Pebble Beach, CA (72/6,816) Monterey Peninsula CC, Pebble Beach, CA (72/6,838) Spyglass Hill GC, Pebble Beach, CA (72/6,953)
2/12/12	\$6,400,000	Phil Mickelson	269 (-17)	Charlie Wi - 271 (-15)	\$1,152,000	Pebble Beach GL, Pebble Beach, CA (72/6,816) Monterey Peninsula CC, Pebble Beach, CA (70/6,838) Spyglass Hill GC, Pebble Beach, CA (72/6,953)
2/13/11	\$6,300,000	D.A. Points	271 (-15)	Hunter Mahan - 273 (-13)	\$1,134,000	Pebble Beach GL, Pebble Beach, CA (72/6,816) Monterey Peninsula CC, Pebble Beach, CA (70/6,838) Spyglass Hill GC, Pebble Beach, CA (72/6,953)
2/14/10	\$6,200,000	Dustin Johnson	270 (-16)	David Duval - 271 (-15) J.B. Holmes - 271 (-15)	\$1,116,000	Pebble Beach GL, Pebble Beach, CA (72/6,816) Monterey Peninsula CC, Pebble Beach, CA (70/6,838) Spyglass Hill GC, Pebble Beach, CA (72/6,953)
2/15/09	\$6,100,000	Dustin Johnson	201 (-15)	Mike Weir - 205 (-11)	\$1,098,000	Pebble Beach GL, Pebble Beach, CA (72/6,816) Poppy Hills, Pebble Beach, CA (72/6,944) Spyglass Hill GC, Pebble Beach, CA (72/6,953)
2/10/08	\$6,000,000	Steve Lowery *	278 (-10)	Vijay Singh - 278 (-10)	\$1,080,000	Pebble Beach GL, Pebble Beach, CA (72/6,816) Poppy Hills, Pebble Beach, CA (72/6,942) Spyglass Hill GC, Pebble Beach, CA (72/6,953)
2/11/07	\$5,500,000	Phil Mickelson	268 (-20)	Kevin Sutherland - 273 (-15)	\$990,000	Pebble Beach GL, Pebble Beach, CA (72/6,816) Poppy Hills, Pebble Beach, CA (72/6,833) Spyglass Hill GC, Pebble Beach, CA (72/6,953)
2/12/06	\$5,400,000	Arron Oberholser	271 (-17)	Rory Sabbatini - 276 (-12)	\$972,000	Pebble Beach GL, Pebble Beach, CA (72/6,816) Poppy Hills, Pebble Beach, CA (72/6,833) Spyglass Hill GC, Pebble Beach, CA (72/6,862)
2/13/05	\$5,300,000	Phil Mickelson	269 (-19)	Mike Weir - 273 (-15)	\$954,000	Pebble Beach GL, Pebble Beach, CA (72/6,737) Poppy Hills, Pebble Beach, CA (72/6,833) Spyglass Hill GC, Pebble Beach, CA (72/6,862)
2/8/04	\$5,300,000	Vijay Singh	272 (-16)	Jeff Maggert - 275 (-13)	\$954,000	Pebble Beach GL, Pebble Beach, CA (72/6,816) Poppy Hills, Pebble Beach, CA (72/6,833) Spyglass Hill GC, Pebble Beach, CA (72/6,862)
2/9/03	\$5,000,000	Davis Love III	274 (-14)	Tom Lehman - 275 (-13)	\$900,000	Pebble Beach GL, Pebble Beach, CA (72/6,798) Poppy Hills, Pebble Beach, CA (72/6,833) Spyglass Hill GC, Pebble Beach, CA (72/6,862)
2/3/02	\$4,000,000	Matt Gogel	274 (-14)	Pat Perez - 277 (-11)	\$720,000	Pebble Beach GL, Pebble Beach, CA (72/6,798) Poppy Hills GC, Pebble Beach, CA (72/6,833) Spyglass Hill GC, Pebble Beach, CA (72/6,862)
2/4/01	\$4,000,000	Davis Love III	272 (-16)	Vijay Singh - 273 (-15)	\$720,000	Pebble Beach GL, Pebble Beach, CA (72/6,816) Poppy Hills GC, Pebble Beach, CA (72/6,833) Spyglass Hill GC, Pebble Beach, CA (72/6,858)
2/6/00	\$4,000,000	Tiger Woods	273 (-15)	Vijay Singh - 275 (-13) Matt Gogel - 275 (-13)	\$720,000	Pebble Beach GL, Pebble Beach, CA (72/6,816) Poppy Hills GC, Pebble Beach, CA (72/6,833) Spyglass Hill GC, Pebble Beach, CA (72/6,855)
2/7/99	\$2,800,000	Payne Stewart	206 (-10)	Frank Lickliter II - 207 (-9)	\$504,000	Pebble Beach GL, Pebble Beach, CA (72/6,799) Poppy Hills GC, Pebble Beach, CA (72/6,873) Spyglass Hill GC, Pebble Beach, CA (72/6,855)
2/1/98	\$2,500,000	Phil Mickelson	202 (-14)	Tom Pernice Jr. - 203 (-13)	\$450,000	Pebble Beach GL, Pebble Beach, CA (72/6,799) Poppy Hills GC, Pebble Beach, CA (72/6,861) Spyglass Hill GC, Pebble Beach, CA (72/6,855)
2/2/97	\$1,900,000	Mark O'Meara	268 (-20)	Tiger Woods - 269 (-19) David Duval - 269 (-19)	\$342,000	Pebble Beach GL, Pebble Beach, CA (72/6,799) Poppy Hills GC, Pebble Beach, CA (72/6,861) Spyglass Hill GC, Pebble Beach, CA (72/6,855)
2/5/95	\$1,400,000	Peter Jacobsen	271 (-17)	David Duval - 273 (-15)	\$252,000	Pebble Beach GL, Pebble Beach, CA (72/6,799) Poppy Hills GC, Pebble Beach, CA (72/6,865) Spyglass Hill GC, Pebble Beach, CA (72/6,810)
2/6/94	\$1,250,000	Johnny Miller	281 (-7)	Jeff Maggert - 282 (-6) Corey Pavin - 282 (-6) Kirk Triplett - 282 (-6) Tom Watson - 282 (-6)	\$225,000	Pebble Beach GL, Pebble Beach, CA (72/6,799) Poppy Hills GC, Pebble Beach, CA (72/6,865) Spyglass Hill GC, Pebble Beach, CA (72/6,810)
2/7/93	\$1,250,000	Brett Ogle	276 (-12)	Billy Ray Brown - 279 (-9)	\$225,000	Pebble Beach GL, Pebble Beach, CA (72/6,799) Poppy Hills GC, Pebble Beach, CA (72/6,865) Spyglass Hill GC, Pebble Beach, CA (72/6,810)
2/2/92	\$1,100,000	Mark O'Meara *	275 (-13)	Jeff Sluman - 275 (-13)	\$198,000	Pebble Beach GL, Pebble Beach, CA (72/6,799) Poppy Hills GC, Pebble Beach, CA (72/6,865) Spyglass Hill GC, Pebble Beach, CA (72/6,810)
2/3/91	\$1,100,000	Paul Azinger	274 (-14)	Brian Claar - 278 (-10) Corey Pavin - 278 (-10)	\$198,000	Pebble Beach GL, Pebble Beach, CA (72/6,799) Poppy Hills GC, Pebble Beach, CA (72/6,865) Spyglass Hill GC, Pebble Beach, CA (72/6,810)
2/4/90	\$1,000,000	Mark O'Meara	281 (-7)	Kenny Perry - 283 (-5)	\$180,000	Pebble Beach GL, Pebble Beach, CA (72/6,799) Cypress Point CC, Pebble Beach, CA (72/6,536) Spyglass Hill GC, Pebble Beach, CA (72/6,810)
1/29/89	\$1,000,000	Mark O'Meara	277 (-11)	Tom Kite - 278 (-10)	\$180,000	Pebble Beach GL, Pebble Beach, CA (72/6,799) Cypress Point CC, Pebble Beach, CA (72/6,536) Spyglass Hill GC, Pebble Beach, CA (72/6,810)
2/7/88	\$700,000	Steve Jones *	280 (-8)	Bob Tway - 280 (-8)	\$126,000	Pebble Beach GL, Pebble Beach, CA (72/6,799) Cypress Point CC, Pebble Beach, CA (72/6,536) Spyglass Hill GC, Pebble Beach, CA (72/6,810)
2/1/87	\$600,000	Johnny Miller	278 (-10)	Payne Stewart - 279 (-9)	\$108,000	Pebble Beach GL, Pebble Beach, CA (72/6,815) Cypress Point CC, Pebble Beach, CA (72/6,506) Spyglass Hill GC, Pebble Beach, CA (72/6,810)
2/2/86	\$600,000	Fuzzy Zoeller	205 (-11)	Payne Stewart - 210 (-6)	\$108,000	Pebble Beach GL, Pebble Beach, CA (72/6,815) Cypress Point CC, Pebble Beach, CA (72/6,506) Spyglass Hill GC, Pebble Beach, CA (72/6,810)
<b>Bing Crosby National Pro-Am</b>						

## Tournament History

End Date	Purse	Winner	Score	Runner-Up	Earnings	Location (Par/Yards)
2/3/85	\$500,000	Mark O'Meara	283 (-5)	Kikuo Arii - 284 (-4) Larry Rinker - 284 (-4) Curtis Strange - 284 (-4)	\$90,000	Pebble Beach GL, Pebble Beach, CA (72/6,815) Cypress Point CC, Pebble Beach, CA (72/6,506) Spyglass Hill GC, Pebble Beach, CA (72/6,810)
2/5/84	\$400,000	Hale Irwin *	278 (-10)	Jim Nelford - 278 (-10)	\$72,000	Pebble Beach GL, Pebble Beach, CA (72/6,815) Cypress Point CC, Pebble Beach, CA (72/6,506) Spyglass Hill GC, Pebble Beach, CA (72/6,810)
2/6/83	\$325,000	Tom Kite	276 (-12)	Rex Caldwell - 278 (-10) Calvin Peete - 278 (-10)	\$58,500	Pebble Beach GL, Pebble Beach, CA (72/6,815) Cypress Point CC, Pebble Beach, CA (72/6,506) Spyglass Hill GC, Pebble Beach, CA (72/6,810)
2/7/82	\$300,000	Jim Simons	274 (-14)	Craig Stadler - 276 (-12)	\$54,000	Pebble Beach GL, Pebble Beach, CA (72/6,815) Cypress Point CC, Pebble Beach, CA (72/6,506) Spyglass Hill GC, Pebble Beach, CA (72/6,810)
2/1/81	\$225,000	John Cook *	209 (-7)	Bobby Clampett - 209 (-7) Ben Crenshaw - 209 (-7) Hale Irwin - 209 (-7) Barney Thompson - 209 (-7)	\$40,500	Pebble Beach GL, Pebble Beach, CA (72/6,815) Cypress Point CC, Pebble Beach, CA (72/6,506) Spyglass Hill GC, Pebble Beach, CA (72/6,810)
2/3/80	\$300,000	George Burns	280 (-8)	Dan Pohl - 281 (-7)	\$54,000	Pebble Beach GL, Pebble Beach, CA (72/6,815) Cypress Point CC, Pebble Beach, CA (72/6,506) Spyglass Hill GC, Pebble Beach, CA (72/6,810)
2/4/79	\$300,000	Lon Hinkle *	284 (-4)	Andy Bean - 284 (-4) Mark Hayes - 284 (-4)	\$54,000	Cypress Point CC, Pebble Beach, CA (72/6,506) Spyglass Hill GC, Pebble Beach, CA (72/6,810) Pebble Beach GL, Pebble Beach, CA (72/6,815)
1/23/78	\$225,000	Tom Watson *	280 (-8)	Ben Crenshaw - 280 (-8)	\$45,000	Cypress Point CC, Pebble Beach, CA (72/6,506) Spyglass Hill GC, Pebble Beach, CA (72/6,810) Pebble Beach GL, Pebble Beach, CA (72/6,815)
1/23/77	\$200,000	Tom Watson	273 (-15)	Tony Jacklin - 274 (-14)	\$40,000	Cypress Point CC, Pebble Beach, CA (72/6,506) Monterey Peninsula CC (Shore), Pebble Beach, CA (72/6,400) Pebble Beach GL, Pebble Beach, CA (72/6,815)
1/25/76	\$185,000	Ben Crenshaw	281 (-7)	Mike Morley - 283 (-5)	\$37,000	Cypress Point CC, Pebble Beach, CA (72/6,506) Spyglass Hill GC, Pebble Beach, CA (72/6,810) Pebble Beach GL, Pebble Beach, CA (72/6,815)
1/26/75	\$185,000	Gene Littler	280 (-8)	Hubert Green - 284 (-4)	\$37,000	Cypress Point CC, Pebble Beach, CA (72/6,506) Spyglass Hill GC, Pebble Beach, CA (72/6,810) Pebble Beach GL, Pebble Beach, CA (72/6,815)
1/6/74	\$185,000	Johnny Miller	208 (-8)	Grier Jones - 212 (-4)	\$27,750	Cypress Point CC, Pebble Beach, CA (72/6,506) Spyglass Hill GC, Pebble Beach, CA (72/6,810) Pebble Beach GL, Pebble Beach, CA (72/6,815)
1/28/73	\$180,000	Jack Nicklaus *	282 (-6)	Raymond Floyd - 282 (-6) Orville Moody - 282 (-6)	\$36,000	Cypress Point CC, Pebble Beach, CA (72/6,506) Spyglass Hill GC, Pebble Beach, CA (72/6,810) Pebble Beach GL, Pebble Beach, CA (72/6,815)
1/16/72	\$140,000	Jack Nicklaus *	284 (-4)	Johnny Miller - 284 (-4)	\$28,000	Cypress Point CC, Pebble Beach, CA (72/6,506) Spyglass Hill GC, Pebble Beach, CA (72/6,810) Pebble Beach GL, Pebble Beach, CA (72/6,815)
1/17/71	\$135,000	Tom Shaw	278 (-10)	Arnold Palmer - 280 (-8)	\$27,000	Cypress Point CC, Pebble Beach, CA (72/6,506) Spyglass Hill GC, Pebble Beach, CA (72/6,810) Pebble Beach GL, Pebble Beach, CA (72/6,815)
1/25/70	\$125,000	Bert Yancey	278 (-10)	Jack Nicklaus - 279 (-9)	\$25,000	Cypress Point CC, Pebble Beach, CA (72/6,506) Spyglass Hill GC, Pebble Beach, CA (72/6,810) Pebble Beach GL, Pebble Beach, CA (72/6,815)
1/26/69	\$125,000	George Archer	283 (-5)	Bob Dickson - 284 (-4) Dale Douglass - 284 (-4) Howie Johnson - 284 (-4)	\$25,000	Cypress Point CC, Pebble Beach, CA (72/6,506) Spyglass Hill GC, Pebble Beach, CA (72/6,810) Pebble Beach GL, Pebble Beach, CA (72/6,815)
1/14/68	\$80,000	Johnny Pott *	285 (-3)	Billy Casper - 285 (-3) Bruce Devlin - 285 (-3)	\$16,000	Cypress Point CC, Pebble Beach, CA (72/6,506) Spyglass Hill GC, Pebble Beach, CA (72/6,810) Pebble Beach GL, Pebble Beach, CA (72/6,815)
1/22/67	\$80,000	Jack Nicklaus	284 (-4)	Billy Casper - 289 (1)	\$16,000	Cypress Point CC, Pebble Beach, CA (72/6,506) Spyglass Hill GC, Pebble Beach, CA (72/6,810) Pebble Beach GL, Pebble Beach, CA (72/6,815)
1/23/66	\$70,000	Don Massengale	283 (-5)	Arnold Palmer - 284 (-4)	\$11,000	Cypress Point CC, Pebble Beach, CA (72/6,506) Monterey Peninsula CC (Dunes), Pebble Beach, CA (72/6,356) Pebble Beach GL, Pebble Beach, CA (72/6,815)
1/24/65	\$50,000	Bruce Crampton	284 (-4)	Tony Lema - 287 (-1)	\$7,500	Cypress Point CC, Pebble Beach, CA (72/6,506) Monterey Peninsula CC (Dunes), Pebble Beach, CA (72/6,356) Pebble Beach GL, Pebble Beach, CA (72/6,815)
1/19/64	\$40,000	Tony Lema	284 (-4)	Gay Brewer - 287 (-1) Bo Wining - 287 (-1)	\$5,800	Cypress Point CC, Pebble Beach, CA (72/6,506) Monterey Peninsula CC (Dunes), Pebble Beach, CA (72/6,356) Pebble Beach GL, Pebble Beach, CA (72/6,815)
1/20/63	\$35,000	Billy Casper	285 (-3)	Dave Hill - 286 (-2) Jack Nicklaus - 286 (-2) Gary Player - 286 (-2) Bob Rosburg - 286 (-2) Art Wall - 286 (-2)	\$5,300	Cypress Point CC, Pebble Beach, CA (72/6,506) Monterey Peninsula CC (Dunes), Pebble Beach, CA (72/6,356) Pebble Beach GL, Pebble Beach, CA (72/6,815)
1/22/62	\$35,000	Doug Ford *	286 (-2)	Joe Campbell - 286 (-2)	\$5,300	Cypress Point CC, Pebble Beach, CA (72/6,506) Monterey Peninsula CC (Dunes), Pebble Beach, CA (72/6,356) Pebble Beach GL, Pebble Beach, CA (72/6,815)
1/22/61	\$35,000	Bob Rosburg	282 (-6)	Dave Ragan - 283 (-5) Roberto De Vicenzo - 283 (-5)	\$5,300	Cypress Point CC, Pebble Beach, CA (72/6,506) Monterey Peninsula CC (Dunes), Pebble Beach, CA (72/6,356) Pebble Beach GL, Pebble Beach, CA (72/6,815)
1/24/60	\$35,002	Ken Venturi	286 (-2)	Julius Boros - 289 (1) Tommy Jacobs - 289 (1)	\$4,000	Cypress Point CC, Pebble Beach, CA (72/6,506) Monterey Peninsula CC (Dunes), Pebble Beach, CA (72/6,356) Pebble Beach GL, Pebble Beach, CA (72/6,815)
1/18/59	\$50,000	Art Wall	279 (-9)	Gene Littler - 281 (-7) Jimmy Demaret - 281 (-7)	\$4,000	Cypress Point CC, Pebble Beach, CA (72/6,506) Monterey Peninsula CC (Dunes), Pebble Beach, CA (72/6,356) Pebble Beach GL, Pebble Beach, CA (72/6,815)
<b>Bing Crosby National Pro-Am Golf Championship</b>						
1/12/58	\$50,000	Billy Casper	277 (-11)	Dave Marr - 281 (-7)	\$4,000	Cypress Point CC, Pebble Beach, CA (72/6,506) Monterey Peninsula CC (Dunes), Pebble Beach, CA (72/6,356) Pebble Beach GL, Pebble Beach, CA (72/6,815)
1/13/57	\$15,000	Jay Hebert	213 (-3)	Cary Middlecoff - 215 (-1)	\$2,500	Cypress Point CC, Pebble Beach, CA (72/6,506) Monterey Peninsula CC (Dunes), Pebble Beach, CA (72/6,356) Pebble Beach GL, Pebble Beach, CA (72/6,815)
1/15/56	\$15,000	Cary Middlecoff	202 (-14)	Mike Souchak - 207 (-9)	\$2,500	Cypress Point CC, Pebble Beach, CA (72/6,506) Monterey Peninsula CC (Dunes), Pebble Beach, CA (72/6,356) Pebble Beach GL, Pebble Beach, CA (72/6,815)
<b>Bing Crosby Pro-Am Invitational</b>						
1/16/55	\$15,000	Cary Middlecoff	209 (-7)	Julius Boros - 213 (-3) Paul McGuire - 213 (-3)	\$2,500	Cypress Point CC, Pebble Beach, CA (72/6,506) Monterey Peninsula CC (Dunes), Pebble Beach, CA (72/6,356) Pebble Beach GL, Pebble Beach, CA (72/6,815)
1/17/54	\$10,000	E. Harrison	210 (-6)	Jimmy Demaret - 211 (-5)	\$2,000	Cypress Point CC, Pebble Beach, CA (72/6,506) Monterey Peninsula CC (Dunes), Pebble Beach, CA (72/6,356) Pebble Beach GL, Pebble Beach, CA (72/6,815)
1/12/53	\$10,000	Lloyd Mangrum	204 (-12)	Julius Boros - 208 (-8)	\$2,000	Cypress Point CC, Pebble Beach, CA (72/6,506) Monterey Peninsula CC (Dunes), Pebble Beach, CA (72/6,356) Pebble Beach GL, Pebble Beach, CA (72/6,815)
<b>Bing Crosby Pro-Am</b>						

## Tournament History

End Date	Purse	Winner	Score	Runner-Up	Earnings	Location (Par/Yards)
1/13/52	\$10,000	Jimmy Demaret	145 (1)	Art Bell - 147 (3)	\$2,000	Cypress Point CC, Pebble Beach, CA (72/6,506) Monterey Peninsula CC (Dunes), Pebble Beach, CA (72/6,356) Pebble Beach GL, Pebble Beach, CA (72/6,815)
1/14/51	\$7,000	Byron Nelson	209 (-7)	Cary Middlecoff - 212 (-4)	\$2,000	Cypress Point CC, Pebble Beach, CA (72/6,506) Monterey Peninsula CC (Dunes), Pebble Beach, CA (72/6,356) Pebble Beach GL, Pebble Beach, CA (72/6,815)
1/15/50	\$7,000	Sam Snead	214 (-2)		\$1,237.50	Cypress Point CC, Pebble Beach, CA (72/6,506) Monterey Peninsula CC (Dunes), Pebble Beach, CA (72/6,356) Pebble Beach GL, Pebble Beach, CA (72/6,815)
1/16/49	\$7,000	Ben Hogan	208 (-8)	Jim Ferrier - 210 (-6)	\$2,000	Cypress Point CC, Pebble Beach, CA (72/6,506) Monterey Peninsula CC (Dunes), Pebble Beach, CA (72/6,356) Pebble Beach GL, Pebble Beach, CA (72/6,815)
1/11/48	\$7,000	Lloyd Mangrum	205 (-11)	Stan Leonard - 210 (-6)	\$2,000	Cypress Point CC, Pebble Beach, CA (72/6,506) Monterey Peninsula CC (Dunes), Pebble Beach, CA (72/6,356) Pebble Beach GL, Pebble Beach, CA (72/6,815)
1/12/47	\$10,000	Ed Furgol	213		\$1,625	Cypress Point CC, Pebble Beach, CA (72/6,506) Monterey Peninsula CC (Dunes), Pebble Beach, CA (72/6,356) Pebble Beach GL, Pebble Beach, CA (72/6,815)
2/1/42	\$5,000	John Dawson	133	Lloyd Mangrum - 136 Leland Gibson - 136	\$0	Rancho Santa Fe GC, Rancho Santa Fe, CA (72/6,869)
1/26/41	\$3,000	Sam Snead	136 (-8)	Craig Wood - 137 (-7)	\$500	Rancho Santa Fe GC, Rancho Santa Fe, CA (72/6,869)
1/28/40	\$2,000	Ed Oliver	135 (-9)	Victor Ghezzi - 138 (-6)	\$500	Rancho Santa Fe GC, Rancho Santa Fe, CA (72/6,869)
1/29/39	\$3,000	E. Harrison	138 (-6)	Byron Nelson - 139 (-5) Horton Smith - 139 (-5)	\$500	Rancho Santa Fe GC, Rancho Santa Fe, CA (72/6,869)
1/17/38	\$3,000	Sam Snead	139 (-5)	Jimmy Hines - 141 (-3)	\$500	Rancho Santa Fe GC, Rancho Santa Fe, CA (72/6,869)
2/7/37	\$2,000	Sam Snead	68 (-4)	George Von Elm - 72	\$500	Rancho Santa Fe GC, Rancho Santa Fe, CA (72/6,869)

\* indicates playoff

# The Genesis Invitational

Pacific Palisades, California • February 14-17, 2019

Riviera CC

Par/Yards: 35-36--71 | 7,322



GENESIS  
INVITATIONAL

PGA TOUR event 18 of 49

FedExCup Points (first): 500

Purse: \$7,400,000



**Winner: J.B. Holmes**

FedExCup Points: 500

63-69-68-70 270 (-14) | \$1,332,000

## Leaders

### Round 1

J.B. Holmes	63 (-8)
Jordan Spieth	64 (-7)
Adam Scott	66 (-5)
Tony Finau	66 (-5)
Keegan Bradley	66 (-5)
Justin Thomas	66 (-5)
Patrick Rodgers	66 (-5)
Kramer Hickok	66 (-5)

### Round 2

Adam Scott	131 (-11)
Justin Thomas	131 (-11)
J.B. Holmes	132 (-10)
Michael Thompson	133 (-9)
Patrick Rodgers	133 (-9)

### Round 3

Justin Thomas	196 (-17)
Adam Scott	200 (-13)
J.B. Holmes	200 (-13)
Rory McIlroy	204 (-9)
Jordan Spieth	204 (-9)

## Order of Finish (cut: 36 HOLES: 76 professionals at E (142) or better.)

Pos	Player	Scores	Total	FedExCup Points	Earnings	Pos	Player	Scores	Total	FedExCup Points	Earnings	Pos	Player	Scores	Total	FedExCup Points	Earnings
1	J.B. Holmes	63 69 68 70	270 (-14)	500	\$1,332,000	T51	Alex Cejka	70 70 73 72	285 (+1)	7	\$17,523	CUT	Julían Etulain	73 72	145 (+3)	--	--
2	Justin Thomas	66 65 65 75	271 (-13)	300	\$799,200	T51	Bill Haas	67 72 71 75	285 (+1)	7	\$17,523	CUT	Fred Couples	73 72	145 (+3)	--	--
3	Si Woo Kim	68 70 68 66	272 (-12)	190	\$503,200	T51	Jordan Spieth	64 70 70 81	285 (+1)	7	\$17,523	CUT	Sungjae Im	76 69	145 (+3)	--	--
T4	Marc Leishman	69 69 67 68	273 (-11)	123	\$325,600	T51	Keegan Bradley	66 74 75 70	285 (+1)	7	\$17,523	CUT	Jason Dufner	70 75	145 (+3)	--	--
T4	Rory McIlroy	72 63 69 69	273 (-11)	123	\$325,600	T51	Brian Harman	69 71 75 70	285 (+1)	7	\$17,523	CUT	Louis Oosthuizen	75 70	145 (+3)	--	--
6	Charles Howell III	69 69 68 69	275 (-9)	100	\$266,400	T56	Ernie Els	71 71 71 73	286 (+2)	6	\$16,650	CUT	Charley Hoffman	77 68	145 (+3)	--	--
T7	Adam Scott	66 65 69 76	276 (-8)	88	\$238,650	T56	Freddie Jacobson	70 71 68 77	286 (+2)	6	\$16,650	CUT	Ryan Armour	72 73	145 (+3)	--	--
T7	Michael Thompson	69 64 73 70	276 (-8)	88	\$238,650	T56	Pat Perez	69 73 68 76	286 (+2)	6	\$16,650	CUT	Joel Dahmen	72 73	145 (+3)	--	--
T9	Hideki Matsuyama	71 69 70 67	277 (-7)	68	\$177,600	T56	Sam Ryder	69 71 75 71	286 (+2)	6	\$16,650	CUT	Sangmoon Bae	72 73	145 (+3)	--	--
T9	Dustin Johnson	73 66 69 69	277 (-7)	68	\$177,600	T60	Brian Gay	71 69 71 76	287 (+3)	5	\$16,058	CUT	Danny Lee	72 73	145 (+3)	--	--
T9	Carlos Ortiz	67 72 69 69	277 (-7)	68	\$177,600	T60	Martin Kaymer	71 69 75 72	287 (+3)	5	\$16,058	CUT	Kyle Stanley	71 74	145 (+3)	--	--
T9	Vaughn Taylor	67 69 74 67	277 (-7)	68	\$177,600	T60	Peter Uihlein	69 73 68 77	287 (+3)	5	\$16,058	CUT	Scott Stallings	70 75	145 (+3)	--	--
T9	Jon Rahm	67 70 69 71	277 (-7)	68	\$177,600	T60	Brian Stuard	69 70 73 75	287 (+3)	5	\$16,058	CUT	Tyrell Hatton	70 75	145 (+3)	--	--
T9	Kelly Kraft	69 68 69 71	277 (-7)	68	\$177,600	T64	Shawn Stefani	72 70 73 74	289 (+5)	4	\$15,318	CUT	Harold Varner III	75 70	145 (+3)	--	--
T15	Patrick Rodgers	66 67 73 72	278 (-6)	46	\$100,788	T64	Seamus Power	70 72 75 72	289 (+5)	4	\$15,318	CUT	Keith Mitchell	73 72	145 (+3)	--	--
T15	Patrick Cantlay	68 71 70 69	278 (-6)	46	\$100,788	T64	Sung Kang	69 72 78 70	289 (+5)	4	\$15,318	CUT	Anders Albertson	73 72	145 (+3)	--	--
T15	Bryson DeChambeau	70 68 69 71	278 (-6)	46	\$100,788	T64	Ted Potter, Jr.	70 69 77 73	289 (+5)	4	\$15,318	CUT	Cameron Champ	73 73	146 (+4)	--	--
T15	Xander Schauffele	74 68 67 69	278 (-6)	46	\$100,788	T64	Robert Garrigus	69 71 73 76	289 (+5)	4	\$15,318	CUT	Michael Kim	71 75	146 (+4)	--	--
T15	Beau Hossler	68 69 70 71	278 (-6)	46	\$100,788	T64	Kramer Hickok	66 74 71 78	289 (+5)	4	\$15,318	CUT	Curtis Luck	72 74	146 (+4)	--	--
T15	Bubba Watson	70 66 69 73	278 (-6)	46	\$100,788	T70	Stephan Jaeger	71 71 72 76	290 (+6)	3	\$14,652	CUT	Tom Hoge	74 72	146 (+4)	--	--
T15	Tiger Woods	70 71 65 72	278 (-6)	46	\$100,788	T70	Davis Love III	69 71 74 76	290 (+6)	3	\$14,652	CUT	Branden Grace	71 75	146 (+4)	--	--
T15	Tony Finau	66 68 72 72	278 (-6)	46	\$100,788	T70	Tae Hee Lee	68 74 75 73	290 (+6)	--	\$14,652	CUT	Jhonattan Vegas	70 76	146 (+4)	--	--
T15	Luke List	71 66 73 68	278 (-6)	46	\$100,788	73	Richard Lee	70 71 74 76	291 (+7)	--	\$14,356	CUT	Morgan Hoffmann	71 75	146 (+4)	--	--
T15	Jonas Blixt	71 68 66 73	278 (-6)	46	\$100,788	74	Jimmy Walker	67 75 75 75	292 (+8)	3	\$14,208	CUT	K.J. Choi	75 71	146 (+4)	--	--
T25	Rafa Cabrera Bello	68 71 69 71	279 (-5)	34	\$60,433	75	Adam Hadwin	68 72 77 77	294 (+10)	3	\$14,060	CUT	Denny McCarthy	75 71	146 (+4)	--	--
T25	Kyung-Hoon Lee	72 69 68 70	279 (-5)	34	\$60,433	76	Cody Gribble	71 70 79 76	296 (+12)	2	\$13,912	CUT	Rod Pampling	73 74	147 (+5)	--	--
T25	Paul Casey	70 66 71 72	279 (-5)	34	\$60,433	CUT	Chase Wright	71 72	143 (+1)	--	--	CUT	Andrew Putnam	72 75	147 (+5)	--	--
T28	Matt Kuchar	68 72 69 71	280 (-4)	28	\$50,320	CUT	Kiradech Aphibarnrat	70 73	143 (+1)	--	--	CUT	Kevin Streelman	69 78	147 (+5)	--	--
T28	Ryan Moore	68 72 73 67	280 (-4)	28	\$50,320	CUT	Kevin Tway	70 73	143 (+1)	--	--	CUT	Timothy O'Neal	76 71	147 (+5)	--	--
T28	Tommy Fleetwood	70 69 70 71	280 (-4)	28	\$50,320	CUT	Andrew Landry	71 72	143 (+1)	--	--	CUT	Brendan Steele	72 75	147 (+5)	--	--
T28	Dylan Frittelli	68 72 72 68	280 (-4)	28	\$50,320	CUT	John Huh	68 75	143 (+1)	--	--	CUT (A)	Lukas Euler	72 75	147 (+5)	--	--
T28	J.T. Poston	67 70 70 73	280 (-4)	28	\$50,320	CUT	Ryan Blum	71 72	143 (+1)	--	--	CUT	Sam Burns	75 73	148 (+6)	--	--
T33	Kyle Jones	68 67 70 76	281 (-3)	22	\$40,885	CUT	Bronson Burgoon	68 75	143 (+1)	--	--	CUT	Tyler Duncan	70 78	148 (+6)	--	--
T33	Danny Willett	71 71 69 70	281 (-3)	22	\$40,885	CUT	Jim Knous	70 73	143 (+1)	--	--	CUT	Hudson Swafford	71 77	148 (+6)	--	--
T33	Kevin Na	70 70 69 72	281 (-3)	22	\$40,885	CUT	Robert Streb	72 71	143 (+1)	--	--	CUT	Satoshi Kodaira	74 74	148 (+6)	--	--
T33	Nick Taylor	70 71 68 72	281 (-3)	22	\$40,885	CUT	Cameron Davis	72 71	143 (+1)	--	--	CUT	D.A. Points	74 74	148 (+6)	--	--
T37	Sergio Garcia	75 67 69 71	282 (-2)	16	\$31,820	CUT	Seth Reeves	71 72	143 (+1)	--	--	CUT	Hunter Mahan	73 76	149 (+7)	--	--
T37	Scott Brown	70 71 69 72	282 (-2)	16	\$31,820	CUT	Ollie Schniederjans	74 70	144 (+2)	--	--	CUT	Chez Reavie	69 80	149 (+7)	--	--
T37	Jim Furyk	67 73 70 72	282 (-2)	16	\$31,820	CUT	Aaron Wise	71 73	144 (+2)	--	--	CUT	Brandon Harkins	77 73	150 (+8)	--	--
T37	Phil Mickelson	72 69 71 70	282 (-2)	16	\$31,820	CUT	Adam Schenk	71 73	144 (+2)	--	--	CUT	Martin Laird	75 76	151 (+9)	--	--
T37	Scott Langley	69 70 70 73	282 (-2)	16	\$31,820	CUT	Adam Long	70 74	144 (+2)	--	--	CUT	Anirban Lahiri	76 75	151 (+9)	--	--
T37	Jason Kokrak	69 73 68 72	282 (-2)	16	\$31,820	CUT	J.J. Spaun	68 76	144 (+2)	--	--	CUT	Michael Block	74 77	151 (+9)	--	--
T37	Max Homa	69 70 74 69	282 (-2)	16	\$31,820	CUT	Mackenzie Hughes	72 72	144 (+2)	--	--	W/D	Whee Kim	69	69 (-2)	--	--
T44	Abraham Ancer	69 71 70 73	283 (-1)	11	\$22,999	CUT	Chris Stroud	69 75	144 (+2)	--	--	W/D	Charl Schwartzel	74	74 (+3)	--	--
T44	Russell Henley	69 73 66 75	283 (-1)	11	\$22,999	CUT	Grayson Murray	70 74	144 (+2)	--	--						
T44	Joaquin Niemann	71 66 72 74	283 (-1)	11	\$22,999	CUT	Harris English	71 73	144 (+2)	--	--						
T44	Peter Malnati	72 69 70 72	283 (-1)	11	\$22,999	CUT	Bud Cauley	73 71	144 (+2)	--	--						
T44	Cheng Tsung Pan	69 73 69 72	283 (-1)	11	\$22,999	CUT	Vijay Singh	71 73	144 (+2)	--	--						
T49	Aaron Baddeley	69 71 71 73	284 (E)	9	\$18,944	CUT	John Senden	71 73	144 (+2)	--	--						
T49	Cameron Smith	72 69 69 74	284 (E)	9	\$18,944	CUT	Sam Saunders	70 74	144 (+2)	--	--						

## Notes

J.B. Holmes earned his fifth PGA TOUR title at Genesis Open and first since his playoff victory at the 2015 Houston Open. The win came in his 301st TOUR start at the age of 36 years, 9 months, 22 days.

With a first-round 8-under 63, J.B. Holmes held a one-shot 18-hole lead but entered the final round trailing Justin Thomas by four shots. Holmes became the second player of the 2018-19 season to come back from a deficit of four shots or more with 18 holes to play (first: Xander Schauffele/Sentry Tournament of Champions).

J.B. Holmes became the first player to record a hole-in-one (No. 6/R1) and go on to win since Dustin Johnson at the 2015 WGC-Mexico Championship.

Entering the final round with a four-shot lead, Justin Thomas became the first player since Paul Casey at the 2018 Travelers Championship to fail to convert a 54-hole lead off four strokes or more. It was the first time in Thomas' career that he failed to convert a 54-hole lead/co-lead to victory.

With a final-round 81, Jordan Spieth failed to break 80 for the third time on the PGA TOUR (82/R3, 2013 the Memorial Tournament presented by Nationwide; 80/R3, 2014 TOUR Championship; 81/R4, 2019 Genesis Open). Spieth recorded a double bogey, triple bogey and quadruple bogey in the same round for the first time in his PGA TOUR career.

Tiger Woods made a 43-foot, 10-inch eagle putt at No. 1 in the second round, marking the longest putt he had made on TOUR since the 2014 WGC-Mexico Championship. Woods (T15) made three eagles, the most in the field.

Defending champion Bubba Watson finished T15 at 6-under.

Due to weather, the first round was suspended and the decision was made to reset scores before resuming play. There were 10 groups on the course at the time of the reset and it was the first time a PGA TOUR event restarted a round since the 2013 Dell Technologies Championship (R3).

**WEATHER: Thursday:** Mostly cloudy with showers. High of 62. Wind SW 15-25 mph, with gusts to 30 mph. The first round began on schedule at 6:40 a.m. PT before weather caused a suspension of play at 7:30 a.m. Following the suspension of play, officials announced that play would remain suspended until at least 1 p.m. and all first-round scores would be reset. After a seven-hour delay, the first round restarted at 1:40 p.m. and was suspended due to darkness at 5:34 p.m. Two inches of rain were recorded between midnight **Wednesday** and the restart of the first round. **Friday:** Sunny in the morning with rain in the afternoon. High of 57. Wind WSW 10-18 mph. The first round resumed at 7 a.m. and was completed at 2:54 p.m. The second round began at 1:20 p.m. and was suspended due to darkness at 5:26 p.m. **Saturday:** Sunny. High of 62. Wind W 10-20 mph. The second round resumed at 7 a.m. and was completed at 2:46 p.m. The third round began off both tees at 3 p.m. and was suspended due to darkness at 5:45 p.m. **Sunday:** Partly cloudy with scattered showers. High of 59. Wind W 15-25 mph, with gusts to 30 mph. The third-round resumed at 6:45 a.m. and was completed at 11:10 a.m.

## Tournament Record: 264

Lanny Wadkins (1985)

**Riviera CC: 61**

Ted Tryba (1999)

**Other Course: 61**

George Archer (1983) - Rancho Municipal GC

# Tournament History

End Date	Purse	Winner	Score	Runner-Up	Earnings	Location (Par/Yards)
<b>Genesis Open</b>						
2/17/19	\$7,400,000	J.B. Holmes	270 (-14)	Justin Thomas - 271 (-13)	\$1,332,000	Riviera CC, Pacific Palisades, CA (71/7,322)
2/18/18	\$7,200,000	Bubba Watson	272 (-12)	Kevin Na - 274 (-10) Tony Finau - 274 (-10)	\$1,296,000	Riviera CC, Pacific Palisades, CA (71/7,322)
2/19/17	\$7,000,000	Dustin Johnson	267 (-17)	Scott Brown - 272 (-12) Thomas Pieters - 272 (-12)	\$1,260,000	Riviera CC, Pacific Palisades, CA (71/7,322)
<b>Northern Trust Open</b>						
2/21/16	\$6,800,000	Bubba Watson	269 (-15)	Adam Scott - 270 (-14) Jason Kokrak - 270 (-14)	\$1,224,000	Riviera CC, Pacific Palisades, CA (71/7,322)
2/22/15	\$6,700,000	James Hahn *	278 (-6)	Paul Casey - 278 (-6) Dustin Johnson - 278 (-6)	\$1,206,000	Riviera CC, Pacific Palisades, CA (71/7,349)
2/16/14	\$6,700,000	Bubba Watson	269 (-15)	Dustin Johnson - 271 (-13)	\$1,206,000	Riviera CC, Pacific Palisades, CA (71/7,349)
2/17/13	\$6,600,000	John Merrick *	273 (-11)	Charlie Beljan - 273 (-11)	\$1,188,000	Riviera CC, Pacific Palisades, CA (71/7,349)
2/19/12	\$6,600,000	Bill Haas *	277 (-7)	Phil Mickelson - 277 (-7) Keegan Bradley - 277 (-7)	\$1,188,000	Riviera CC, Pacific Palisades, CA (71/7,349)
2/20/11	\$6,500,000	Aaron Baddeley	272 (-12)	Vijay Singh - 274 (-10)	\$1,170,000	Riviera CC, Pacific Palisades, CA (71/7,325)
2/7/10	\$6,400,000	Steve Stricker	268 (-16)	Luke Donald - 270 (-14)	\$1,152,000	Riviera CC, Pacific Palisades, CA (71/7,325)
2/22/09	\$6,300,000	Phil Mickelson	269 (-15)	Steve Stricker - 270 (-14)	\$1,134,000	Riviera CC, Pacific Palisades, CA (71/7,279)
2/17/08	\$6,200,000	Phil Mickelson	272 (-12)	Jeff Quinney - 274 (-10)	\$1,116,000	Riviera CC, Pacific Palisades, CA (71/7,279)
<b>Nissan Open</b>						
2/18/07	\$5,200,000	Charles Howell III *	268 (-16)	Phil Mickelson - 268 (-16)	\$936,000	Riviera CC, Pacific Palisades, CA (71/7,279)
2/19/06	\$5,100,000	Rory Sabbatini	271 (-13)	Adam Scott - 272 (-12)	\$918,000	Riviera CC, Pacific Palisades, CA (71/7,279)
2/20/05	\$4,800,000	Adam Scott *	133 (-9)	Chad Campbell - 133 (-9)	\$864,000	Riviera CC, Pacific Palisades, CA (71/7,260)
2/22/04	\$4,800,000	Mike Weir	267 (-17)	Shigeki Maruyama - 268 (-16)	\$864,000	Riviera CC, Pacific Palisades, CA (71/7,260)
2/23/03	\$4,500,000	Mike Weir *	275 (-9)	Charles Howell III - 275 (-9)	\$810,000	Riviera CC, Pacific Palisades, CA (71/7,222)
2/17/02	\$3,700,000	Len Mattiace	269 (-15)	Brad Faxon - 270 (-14) Scott McCarron - 270 (-14) Rory Sabbatini - 270 (-14)	\$666,000	Riviera CC, Pacific Palisades, CA (71/7,174)
2/25/01	\$3,400,000	Robert Allenby *	276 (-8)	Brandel Chamblee - 276 (-8) Dennis Paulson - 276 (-8) Jeff Sluman - 276 (-8) Bob Tway - 276 (-8) Toshimitsu Izawa - 276 (-8)	\$612,000	Riviera CC, Pacific Palisades, CA (71/7,078)
2/20/00	\$3,100,000	Kirk Triplett	272 (-12)	Jesper Pamevik - 273 (-11)	\$558,000	Riviera CC, Pacific Palisades, CA (71/7,056)
2/21/99	\$2,800,000	Ernie Els	270 (-14)	Davis Love III - 272 (-12) Ted Tryba - 272 (-12) Tiger Woods - 272 (-12)	\$504,000	Riviera CC, Pacific Palisades, CA (71/6,946)
3/1/98	\$2,100,000	Billy Mayfair *	272 (-12)	Tiger Woods - 272 (-12)	\$378,000	Valencia CC, Valencia, CA (71/6,967)
3/2/97	\$1,400,000	Nick Faldo	272 (-12)	Craig Stadler - 275 (-9)	\$252,000	Riviera CC, Pacific Palisades, CA (71/6,946)
2/25/96	\$1,200,000	Craig Stadler	278 (-6)	Mark Brooks - 279 (-5) Fred Couples - 279 (-5) Scott Simpson - 279 (-5) Mark Wiebe - 279 (-5)	\$216,000	Riviera CC, Pacific Palisades, CA (71/6,946)
2/26/95	\$1,200,000	Corey Pavin	268 (-16)	Jay Don Blake - 271 (-13) Kenny Perry - 271 (-13)	\$216,000	Riviera CC, Pacific Palisades, CA (71/6,946)
<b>Nissan Los Angeles Open</b>						
2/13/94	\$1,000,000	Corey Pavin	271 (-13)	Fred Couples - 273 (-11)	\$180,000	Riviera CC, Pacific Palisades, CA (71/6,946)
2/28/93	\$1,000,000	Tom Kite	206 (-7)	Dave Barr - 209 (-4) Fred Couples - 209 (-4) Donnie Hammond - 209 (-4) Payne Stewart - 209 (-4)	\$180,000	Riviera CC, Pacific Palisades, CA (71/6,946)
3/1/92	\$1,000,000	Fred Couples *	269 (-15)	Davis Love III - 269 (-15)	\$180,000	Riviera CC, Pacific Palisades, CA (71/6,946)
2/24/91	\$1,000,000	Ted Schulz	272 (-12)	Jeff Sluman - 273 (-11)	\$180,000	Riviera CC, Pacific Palisades, CA (71/6,949)
2/25/90	\$1,000,000	Fred Couples	266 (-18)	Gil Morgan - 269 (-15)	\$180,000	Riviera CC, Pacific Palisades, CA (71/6,946)
2/5/89	\$1,000,000	Mark Calcavecchia	272 (-12)	Sandy Lyle - 273 (-11)	\$180,000	Riviera CC, Pacific Palisades, CA (71/6,946)
<b>Los Angeles Open Presented by Nissan</b>						
2/28/88	\$750,000	Chip Beck	267 (-17)	Mac O'Grady - 271 (-13) Bill Sander - 271 (-13)	\$135,000	Riviera CC, Pacific Palisades, CA (71/6,946)
2/22/87	\$600,000	T.C. Chen *	275 (-9)	Ben Crenshaw - 275 (-9)	\$108,000	Riviera CC, Pacific Palisades, CA (71/7,029)
<b>Los Angeles Open</b>						
2/23/86	\$450,000	Doug Tewell	270 (-14)	Clarence Rose - 277 (-7)	\$81,000	Riviera CC, Pacific Palisades, CA (71/7,029)
1/27/85	\$400,000	Lanny Wadkins	264 (-20)	Hal Sutton - 271 (-13)	\$72,000	Riviera CC, Pacific Palisades, CA (71/7,029)
2/19/84	\$400,000	David Edwards	279 (-5)	Jack Renner - 282 (-2)	\$72,000	Riviera CC, Pacific Palisades, CA (71/7,029)
<b>Glen Campbell-Los Angeles Open</b>						
1/16/83	\$300,000	Gil Morgan	270 (-14)	Gibby Gilbert - 272 (-12) Mark McCumber - 272 (-12) Lanny Wadkins - 272 (-12)	\$54,000	Rancho Municipal GC, Los Angeles, CA (71/6,827)
2/21/82	\$300,000	Tom Watson *	271 (-13)	Johnny Miller - 271 (-13)	\$54,000	Riviera CC, Pacific Palisades, CA (71/7,029)
2/22/81	\$300,000	Johnny Miller	270 (-14)	Tom Weiskopf - 272 (-12)	\$54,000	Riviera CC, Pacific Palisades, CA (71/7,029)
2/24/80	\$250,000	Tom Watson	276 (-8)	Bob Gilder - 277 (-7) Don January - 277 (-7)	\$45,000	Riviera CC, Pacific Palisades, CA (71/7,029)
2/25/79	\$250,000	Lanny Wadkins	276 (-8)	Lon Hinkle - 277 (-7)	\$45,000	Riviera CC, Pacific Palisades, CA (71/7,029)
2/19/78	\$200,000	Gil Morgan	278 (-6)	Jack Nicklaus - 280 (-4)	\$40,000	Riviera CC, Pacific Palisades, CA (71/7,029)
2/20/77	\$200,000	Tom Purtzer	273 (-11)	Lanny Wadkins - 274 (-10)	\$40,000	Riviera CC, Pacific Palisades, CA (71/7,029)
2/22/76	\$185,000	Hale Irwin	272 (-12)	Tom Watson - 274 (-10)	\$37,000	Riviera CC, Pacific Palisades, CA (71/7,029)
2/23/75	\$150,000	Pat Fitzsimons	275 (-9)	Tom Kite - 279 (-5)	\$30,000	Riviera CC, Pacific Palisades, CA (71/7,029)
2/17/74	\$150,000	Dave Stockton	276 (-8)	John Mahaffey - 278 (-6) Sam Snead - 278 (-6)	\$30,000	Riviera CC, Pacific Palisades, CA (71/7,029)
1/7/73	\$135,000	Rod Funseth	276 (-8)	Don Bies - 279 (-5) David Graham - 279 (-5) Dave Hill - 279 (-5) Tom Weiskopf - 279 (-5)	\$27,000	Riviera CC, Pacific Palisades, CA (71/7,029)
1/9/72	\$125,000	George Archer *	270 (-14)	Tommy Aaron - 270 (-14) Dave Hill - 270 (-14)	\$25,000	Rancho Municipal GC, Los Angeles, CA (71/6,827)
1/10/71	\$110,000	Bob Lunn *	274 (-10)	Billy Casper - 274 (-10)	\$22,000	Rancho Municipal GC, Los Angeles, CA (71/6,827)
<b>Los Angeles Open</b>						
1/11/70	\$100,000	Billy Casper *	276 (-8)	Hale Irwin - 276 (-8)	\$20,000	Rancho Municipal GC, Los Angeles, CA (71/6,827)
1/12/69	\$100,000	Charles Sifford *	276 (-8)	Harold Henning - 276 (-8)	\$20,000	Rancho Municipal GC, Los Angeles, CA (71/6,827)
1/28/68	\$100,000	Billy Casper	274 (-10)	Arnold Palmer - 277 (-7)	\$20,000	Brookside GC, Pasadena, CA (71/7,021)
1/29/67	\$100,000	Arnold Palmer	269 (-15)	Gay Brewer - 274 (-10)	\$20,000	Rancho Municipal GC, Los Angeles, CA (71/6,827)
1/9/66	\$70,000	Arnold Palmer	273 (-11)	Miller Barber - 276 (-8) Paul Hamey - 276 (-8)	\$11,000	Rancho Municipal GC, Los Angeles, CA (71/6,827)
1/11/65	\$70,000	Paul Hamey	276 (-8)	Dan Sikes - 279 (-5)	\$12,000	Rancho Municipal GC, Los Angeles, CA (71/6,827)
1/6/64	\$50,000	Paul Hamey	280 (-4)	Bobby Nichols - 281 (-3)	\$7,500	Rancho Municipal GC, Los Angeles, CA (71/6,827)
1/7/63	\$50,000	Arnold Palmer	274 (-10)	Al Balding - 277 (-7) Gary Player - 277 (-7)	\$9,000	Rancho Municipal GC, Los Angeles, CA (71/6,827)
1/8/62	\$45,000	Phil Rodgers	268 (-16)	Bob Goalby - 277 (-7) Fred Hawkins - 277 (-7)	\$7,500	Rancho Municipal GC, Los Angeles, CA (71/6,827)
1/9/61	\$45,000	Bob Goalby	275 (-9)	Art Wall - 278 (-6) Eric Brown - 278 (-6)	\$7,500	Rancho Municipal GC, Los Angeles, CA (71/6,827)
1/12/60	\$37,500	Dow Finsterwald	280 (-4)	Bill Collins - 283 (-1) Jay Hebert - 283 (-1) Dave Ragan - 283 (-1)	\$5,500	Rancho Municipal GC, Los Angeles, CA (71/6,827)

## Tournament History

End Date	Purse	Winner	Score	Runner-Up	Earnings	Location (Par/Yards)
1/5/59	\$35,000	Ken Venturi	278 (-6)	Art Wall - 280 (-4)	\$5,300	Rancho Municipal GC, Los Angeles, CA (71/6,827)
1/6/58	\$35,000	Frank Stranahan	275 (-9)	E. Harrison - 278 (-6)	\$7,000	Rancho Municipal GC, Los Angeles, CA (71/6,827)
1/7/57	\$35,000	Doug Ford	280 (-4)	Jay Hebert - 281 (-3)	\$7,000	Rancho Municipal GC, Los Angeles, CA (71/6,827)
1/9/56	\$30,000	Lloyd Mangrum	272 (-12)	Jerry Barber - 275 (-9)	\$6,000	Rancho Municipal GC, Los Angeles, CA (71/6,827)
1/9/55	\$32,500	Gene Littler	276 (-12)	Ted Kroll - 278 (-10)	\$5,000	Inglewood CC, Inglewood, CA (72/6,440)
1/11/54	\$20,000	Fred Wampler	281 (-3)	Jerry Barber - 282 (-2) Chick Harbert - 282 (-2)	\$4,000	Fox Hills CC, Culver City, CA (71/6,972)
1/5/53	\$20,000	Lloyd Mangrum	280 (-4)	Jack Burke, Jr. - 285 (1)	\$2,750	Riviera CC, Pacific Palisades, CA (71/7,029)
1/7/52	\$17,500	Tommy Bolt *	289 (5)	Jack Burke, Jr. - 289 (5)	\$4,000	Riviera CC, Pacific Palisades, CA (71/7,029)
1/8/51	\$15,000	Lloyd Mangrum	280 (-4)	Henry Ransom - 281 (-3)	\$2,600	Riviera CC, Pacific Palisades, CA (71/7,029)
1/10/50	\$15,000	Sam Snead *	280 (-4)	Ben Hogan - 280 (-4)	\$2,600	Riviera CC, Pacific Palisades, CA (71/7,029)
1/10/49	\$10,000	Lloyd Mangrum	284	E. Harrison - 287 (3)	\$2,600	Riviera CC, Pacific Palisades, CA (71/7,029)
1/5/48	\$10,000	Ben Hogan	275 (-9)	Lloyd Mangrum - 279 (-5)	\$2,000	Riviera CC, Pacific Palisades, CA (71/7,029)
1/6/47	\$10,000	Ben Hogan	280 (-4)	Toney Penna - 283 (-1)	\$2,000	Riviera CC, Pacific Palisades, CA (71/7,029)
1/7/46	\$13,333	Byron Nelson	284	Ben Hogan - 289	\$2,666.67	Riviera CC, Pacific Palisades, CA (71/7,029)
1/8/45	\$13,333	Sam Snead	283 (-1)	Byron Nelson - 284 Harold McSpaden - 284	\$2,666	Riviera CC, Pacific Palisades, CA (71/7,029)
1/10/44	\$12,500	Harold McSpaden	278	Johnny Bulla - 281	\$4,375	Wilshire CC, Los Angeles, CA (71/6,442)
1/12/42	\$10,000	Ben Hogan *	282 (-2)	Jimmy Thomson - 282 (-2)	\$3,500	Hillcrest CC, Los Angeles, CA (71/6,911)
1/6/41	\$10,000	Johnny Bulla	281 (-3)	Craig Wood - 283 (-1)	\$3,500	Riviera CC, Pacific Palisades, CA (71/7,029)
1/8/40	\$5,000	Lawson Little	282 (-2)	Clayton Heafner - 283 (-1)	\$1,500	Los Angeles CC (North), Los Angeles, CA (71/6,895)
1/9/39	\$5,500	Jimmy Demaret	274 (-14)	Harold McSpaden - 281 (-7)	\$1,650	Griffith Park (Wilson), Los Angeles, CA (72/6,820) Griffith Park (Harding), Los Angeles, CA (72/6,488)
1/10/38	\$7,500	Jimmy Thomson	273 (-15)	Johnny Revolta - 277 (-11)	\$2,100	Griffith Park (Wilson), Los Angeles, CA (72/6,802) Griffith Park (Harding), Los Angeles, CA (72/6,488)
1/11/37	\$8,000	Harry Cooper	274 (-14)	Ralph Guldahl - 279 (-9) Horton Smith - 279 (-9)	\$2,500	Griffith Park (Wilson), Los Angeles, CA (72/6,802) Griffith Park (Harding), Los Angeles, CA (72/6,488)
1/12/36	\$5,000	Jimmy Hines	280 (67)	Henry Picard - 284 (71) Jimmy Thomson - 284 (71)	\$1,500	Los Angeles CC (North), Los Angeles, CA (71/6,895)
1/14/35	\$5,000	Victor Ghezzi *	285 (1)	Johnny Revolta - 285 (1)	\$1,350	Los Angeles CC (North), Los Angeles, CA (71/6,895)
1/8/34	\$5,500	Macdonald Smith	280	Willie Hunter - 288 Bill Mehlhorn - 288	\$1,375	Los Angeles CC (North), Los Angeles, CA (71/6,895)
1/9/33	\$5,600	Craig Wood	281 (68)	Leo Diegel - 285 (72) Willie Hunter - 285 (72)	\$1,525	Wilshire CC, Los Angeles, CA (71/6,442)
1/11/32	\$7,500	Macdonald Smith	281 (139)	Dick Metz - 285 (143) Leo Diegel - 285 (143) Olin Dutra - 285 (143) Joe Kirkwood, Sr. - 285 (143)	\$2,000	Hillcrest CC, Los Angeles, CA (71/6,911)
1/12/31	\$10,000	Ed Dudley	285 (143)	Al Espinosa - 287 (145) Eddie Loos - 287 (145)	\$0	Wilshire CC, Los Angeles, CA (71/6,442)
1/10/30	\$10,000	Denny Shute	296 (12)	Bobby Cruickshank - 300 (16) Horton Smith - 300	\$0	Riviera CC, Pacific Palisades, CA (71/7,029)
1/13/29	\$10,000	Macdonald Smith	285 (1)	Tommy Armour - 291 (7)	\$3,500	Riviera CC, Pacific Palisades, CA (71/7,029)
1/9/28	\$10,000	Macdonald Smith	284	Harry Cooper - 287 (3)	\$3,500	Wilshire CC, Los Angeles, CA (71/6,442)
1/9/27	\$10,000	Bobby Cruickshank	282 (-2)	Ed Dudley - 288 (4) Charles Guest - 288 (4)	\$3,500	El Caballero CC, Tarzana, CA (71/6,830)
1/10/26	\$10,000	Harry Cooper	279 (-5)	George Von Elm - 282 (-2)	\$3,500	Los Angeles CC (North), Los Angeles, CA (71/6,895)

\* indicates playoff

# World Golf Championships-Mexico Championship

Mexico City, Mexico • February 21-24, 2019

Club de Golf Chapultepec

Par/Yards: 35-36--71 | 7,345



PGA TOUR event 19 of 49

FedExCup Points (first): 550

Purse: \$10,250,000



**Winner: Dustin Johnson**

FedExCup Points: 550

64-67-66-66 263 (-21) | \$1,745,000

## Leaders

### Round 1

Rory McIlroy	63 (-8)
<b>Dustin Johnson</b>	<b>64 (-7)</b>
Matt Kuchar	66 (-5)
Justin Thomas	66 (-5)
George Coetzee	67 (-4)
Tyrrell Hatton	67 (-4)

### Round 2

<b>Dustin Johnson</b>	<b>131 (-11)</b>
Matt Kuchar	133 (-9)
Rory McIlroy	133 (-9)
Sergio Garcia	135 (-7)
Tommy Fleetwood	135 (-7)

### Round 3

<b>Dustin Johnson</b>	<b>197 (-16)</b>
Rory McIlroy	201 (-12)
Sergio Garcia	204 (-9)
Patrick Reed	204 (-9)
Patrick Cantlay	204 (-9)
Cameron Smith	204 (-9)

## Order of Finish

Pos	Player	Scores	Total	FedExCup Points	Earnings
1	Dustin Johnson	64 67 66 66	263 (-21)	550	\$1,745,000
2	Rory McIlroy	63 70 68 67	268 (-16)	315	\$1,095,000
T3	Kiradech Aphibarnrat	68 69 68 68	273 (-11)	152	\$472,000
T3	Ian Poulter	68 68 69 68	273 (-11)	152	\$472,000
T3	Paul Casey	71 72 65 65	273 (-11)	152	\$472,000
T6	Sergio Garcia	69 66 69 70	274 (-10)	96	\$261,667
T6	Patrick Cantlay	72 67 65 70	274 (-10)	96	\$261,667
T6	Cameron Smith	69 67 68 70	274 (-10)	96	\$261,667
9	Justin Thomas	66 73 74 62	275 (-9)	83	\$201,000
T10	Keegan Bradley	69 73 69 65	276 (-8)	71	\$161,500
T10	David Lipsky	68 71 68 69	276 (-8)	--	\$161,500
T10	Tiger Woods	71 66 70 69	276 (-8)	71	\$161,500
T10	Joost Luiten	71 67 74 64	276 (-8)	--	\$161,500
T14	Charles Howell III	69 68 73 67	277 (-7)	59	\$128,000
T14	Xander Schauffele	69 73 66 69	277 (-7)	59	\$128,000
T14	Patrick Reed	72 68 64 73	277 (-7)	59	\$128,000
T17	Francesco Molinari	71 67 70 70	278 (-6)	54	\$115,500
T17	Gary Woodland	71 71 67 69	278 (-6)	54	\$115,500
T19	Tommy Fleetwood	70 65 72 72	279 (-5)	47	\$103,750
T19	Rafa Cabrera Bello	76 69 66 68	279 (-5)	47	\$103,750
T19	Tyrrell Hatton	67 70 72 70	279 (-5)	47	\$103,750
T19	Hideki Matsuyama	72 70 67 70	279 (-5)	47	\$103,750
T19	Aaron Wise	73 68 71 67	279 (-5)	47	\$103,750
T19	Haotong Li	69 72 71 67	279 (-5)	--	\$103,750
T25	Tony Finau	73 69 69 69	280 (-4)	39	\$93,250
T25	Louis Oosthuizen	72 66 69 73	280 (-4)	39	\$93,250
Pos	Player	Scores	Total	FedExCup Points	Earnings
T27	Bubba Watson	70 75 66 70	281 (-3)	33	\$85,000
T27	Kevin Kisner	73 67 70 71	281 (-3)	33	\$85,000
T27	Brooks Koepka	73 70 69 69	281 (-3)	33	\$85,000
T27	Matthew Fitzpatrick	72 71 68 70	281 (-3)	--	\$85,000
T27	Danny Willett	71 69 70 71	281 (-3)	33	\$85,000
T27	Patton Kizzire	69 73 70 69	281 (-3)	33	\$85,000
T33	Matt Wallace	74 71 70 67	282 (-2)	--	\$78,000
T33	Branden Grace	71 71 69 71	282 (-2)	25	\$78,000
T33	Lee Westwood	73 71 65 73	282 (-2)	--	\$78,000
T36	Kevin Na	72 75 66 70	283 (-1)	22	\$75,000
T36	Frederick van Rooyen	72 68 74 69	283 (-1)	--	\$75,000
T36	Rickie Fowler	71 73 68 71	283 (-1)	22	\$75,000
T39	Shugo Imahira	73 67 73 71	284 (E)	--	\$70,500
T39	Russell Knox	72 72 70 70	284 (E)	16	\$70,500
T39	Abraham Ancer	71 72 71 70	284 (E)	16	\$70,500
T39	Alexander Björk	75 70 72 67	284 (E)	--	\$70,500
T39	Phil Mickelson	79 65 72 68	284 (E)	16	\$70,500
T39	Webb Simpson	73 72 68 71	284 (E)	16	\$70,500
T45	Billy Horschel	68 76 70 71	285 (+1)	11	\$65,000
T45	Jake McLeod	70 69 76 70	285 (+1)	--	\$65,000
T45	Jon Rahm	72 72 72 69	285 (+1)	11	\$65,000
T45	Byeong Hun An	77 74 64 70	285 (+1)	11	\$65,000
T45	Thorbjørn Olesen	72 74 68 71	285 (+1)	--	\$65,000
50	Matt Kuchar	66 67 79 74	286 (+2)	10	\$62,000
T51	Richard Sterne	69 68 74 76	287 (+3)	--	\$60,000
T51	Satoshi Kodaira	75 72 76 64	287 (+3)	9	\$60,000
Pos	Player	Scores	Total	FedExCup Points	Earnings
T51	Aaron Rai	70 74 71 72	287 (+3)	--	\$60,000
T54	Jordan Spieth	75 69 75 69	288 (+4)	7	\$57,500
T54	Henrik Stenson	72 73 71 72	288 (+4)	7	\$57,500
T56	George Coetzee	67 74 74 75	290 (+6)	--	\$55,500
T56	Bryson DeChambeau	75 73 73 69	290 (+6)	6	\$55,500
T58	Kyle Stanley	73 72 72 74	291 (+7)	6	\$53,500
T58	Emiliano Grillo	76 73 69 73	291 (+7)	6	\$53,500
T60	Shubhankar Sharma	70 77 70 75	292 (+8)	--	\$51,750
T60	Adrian Otaegui	77 74 71 70	292 (+8)	--	\$51,750
T62	Shane Lowry	70 76 72 75	293 (+9)	5	\$50,500
T62	Marc Leishman	77 75 69 72	293 (+9)	5	\$50,500
T62	Alex Noren	71 74 74 74	293 (+9)	5	\$50,500
T65	Chez Reavie	75 76 72 71	294 (+10)	4	\$49,625
T65	Tom Lewis	74 73 77 70	294 (+10)	--	\$49,625
T67	Eddie Pepperell	77 70 73 75	295 (+11)	--	\$49,125
T67	Ryan Fox	72 72 75 76	295 (+11)	--	\$49,125
69	Lucas Bjerregaard	76 76 72 73	297 (+13)	--	\$48,750
70	Matthew Millar	74 82 74 71	301 (+17)	--	\$48,500
71	Shaun Norris	79 80 73 72	304 (+20)	--	\$48,250
W/D	Sanghyun Park	80 79 68	227 (+14)	--	--

## Notes

Dustin Johnson won his 20th career PGA TOUR title by five shots at the World Golf Championships-Mexico Championship in his 246th start at the age of 34 years, 8 months, 2 days. The win was his third in the WGC-Mexico Championship, bringing his total wins at World Golf Championships to six.

Dustin Johnson was the only player bogey-free through the first 36 holes. With a double bogey on the par-4 10th in the third round, Johnson snapped a streak of 57 holes without a bogey at Club de Golf Chapultepec. Despite the double bogey, made an eagle and five birdies to post a 5-under 66, marking his 74th sub-par round (since 2008) which included a double bogey or worse.

Justin Thomas closed with 10 birdies en route to a final-round 9-under 62, tying the course record he set in the third round of the 2018 event.

In his first competitive event in the country of Mexico, Tiger Woods finished T10.

Making his 600th career start on the PGA TOUR, defending champion Phil Mickelson opened with an 8-over 79. He finished T39.

As the top-ranked player from Mexico, Abraham Ancer finished T39 in his second start in the WGC-Mexico Championship.

**WEATHER: Thursday:** Sunny. High of 79. Wind SW at 8-16 mph. **Friday:** Partly cloudy. High of 79. Wind SE at 5-10 mph. **Saturday:** Partly cloudy. High of 79. Wind E at 5-10 mph. **Sunday:** Sunny in the morning. Cloudy in the afternoon. High of 76. Wind NE at 6-12 mph.

## Tournament Record: 261

Tiger Woods (2006)

## Club de Golf Chapultepec: 62

Justin Thomas (2019), Justin Thomas (2018)

## Other Course: 62

J.B. Holmes (2015) - Trump National Doral, Bubba Watson (2012) - Trump National Doral, Retief Goosen (2002) - Mount Juliet, Sergio Garcia (2002) - Mount Juliet

## Tournament History

End Date	Purse	Winner	Score	Runner-Up	Earnings	Location (Par/Yards)
<b>World Golf Championships-Mexico Championship</b>						
2/24/19	\$10,250,000	Dustin Johnson	263 (-21)	Rory McIlroy - 268 (-16)	\$1,745,000	Club de Golf Chapultepec, (71/7,345)
3/4/18	\$10,000,000	Phil Mickelson *	268 (-16)	Justin Thomas - 268 (-16)	\$1,700,000	Club de Golf Chapultepec, (71/7,345)
3/5/17	\$9,750,000	Dustin Johnson	270 (-14)	Tommy Fleetwood - 271 (-13)	\$1,660,000	Club de Golf Chapultepec, (71/7,330)
<b>World Golf Championships-Cadillac Championship</b>						
3/6/16	\$9,500,000	Adam Scott	276 (-12)	Bubba Watson - 277 (-11)	\$1,620,000	Trump National Doral, Miami, FL (72/7,543)
3/8/15	\$9,250,000	Dustin Johnson	279 (-9)	J.B. Holmes - 280 (-8)	\$1,570,000	Trump National Doral, Miami, FL (72/7,528)
3/9/14	\$9,000,000	Patrick Reed	284 (-4)	Jamie Donaldson - 285 (-3) Bubba Watson - 285 (-3)	\$1,530,000	Trump National Doral, Miami, FL (72/7,481)
3/10/13	\$8,750,000	Tiger Woods	269 (-19)	Steve Stricker - 271 (-17)	\$1,500,000	TPC Blue Monster at Doral, Miami, FL (72/7,334)
3/11/12	\$8,500,000	Justin Rose	272 (-16)	Bubba Watson - 273 (-15)	\$1,400,000	TPC Blue Monster at Doral, Miami, FL (72/7,334)
3/13/11	\$8,500,000	Nick Watney	272 (-16)	Dustin Johnson - 274 (-14)	\$1,400,000	TPC Blue Monster at Doral, Miami, FL (72/7,334)
<b>World Golf Championships-CA Championship</b>						
3/14/10	\$8,500,000	Ernie Els	270 (-18)	Charl Schwartzel - 274 (-14)	\$1,400,000	TPC Blue Monster at Doral, Miami, FL (72/7,334)
3/15/09	\$8,500,000	Phil Mickelson	269 (-19)	Nick Watney - 270 (-18)	\$1,400,000	Doral Golf Resort and Spa, Miami, FL (72/7,266)
3/23/08	\$8,000,000	Geoff Ogilvy	271 (-17)	Vijay Singh - 272 (-16) Jim Furyk - 272 (-16) Retief Goosen - 272 (-16)	\$1,350,000	Doral Golf Resort and Spa, Miami, FL (72/7,266)
3/25/07	\$8,000,000	Tiger Woods	278 (-10)	Brett Wetterich - 280 (-8)	\$1,350,000	Doral Golf Resort and Spa, Miami, FL (72/7,266)
<b>World Golf Championships-American Express Championship</b>						
10/1/06	\$7,500,000	Tiger Woods	261 (-23)	Ian Poulter - 269 (-15) Adam Scott - 269 (-15)	\$1,300,000	The Grove, (71/7,125)
10/9/05	\$7,500,000	Tiger Woods *	270 (-10)	John Daly - 270 (-10)	\$1,300,000	Harding Park GC, San Francisco, CA (70/7,086)
10/3/04	\$7,000,000	Ernie Els	270 (-18)	Thomas Bjørn - 271 (-17)	\$1,200,000	Mount Juliet, (72/7,256)
10/5/03	\$6,000,000	Tiger Woods	274 (-6)	Vijay Singh - 276 (-4) Tim Herron - 276 (-4) Stuart Appleby - 276 (-4)	\$1,050,000	Capital City Club (Crabapple), Atlanta, GA (70/7,189)
9/22/02	\$5,500,000	Tiger Woods	263 (-25)	Retief Goosen - 264 (-24)	\$1,000,000	Mount Juliet, (72/7,246)
11/12/00	\$5,000,000	Mike Weir	277 (-11)	Lee Westwood - 279 (-9)	\$1,000,000	Valderrama GC, (72/6,974)
11/7/99	\$5,000,000	Tiger Woods *	278 (-6)	Miguel Angel Jiménez - 278 (-6)	\$1,000,000	Valderrama GC, (71/6,830)

\* indicates playoff

# Puerto Rico Open

Rio Grande, Puerto Rico • February 21-24, 2019

Grand Reserve CC

Par/Yards: 36-36--72 | 7,506

PUERTO RICO OPEN

PGA TOUR event 20 of 49

FedExCup Points (first): 300

Purse: \$3,000,000



**Winner: Martin Trainer**

FedExCup Points: 300

70-67-69-67 273 (-15) | \$540,000

## Leaders

### Round 1

Andres Romero	66 (-6)
Sepp Straka	67 (-5)
9 tied at position	68 (-4)
<b>Martin Trainer</b>	70 (-2)

### Round 2

D.J. Trahan	136 (-8)
Nate Lashley	136 (-8)
Roberto Diaz	136 (-8)
Ben Crane	137 (-7)
Roger Sloan	137 (-7)
<b>Martin Trainer</b>	137 (-7)

### Round 3

Aaron Baddeley	204 (-12)
Nate Lashley	205 (-11)
<b>Martin Trainer</b>	206 (-10)
D.J. Trahan	207 (-9)
Johnson Wagner	207 (-9)
Martin Piller	207 (-9)
Joey Garber	207 (-9)
Wyndham Clark	207 (-9)

## Order of Finish (cut: 36 HOLES: 74 professionals and 1 amateur at +1 (145) or better.)

Pos	Player	Scores	Total	FedExCup Points	Earnings	Pos	Player	Scores	Total	FedExCup Points	Earnings	Pos	Player	Scores	Total	FedExCup Points	Earnings
1	Martin Trainer	70 67 69 67	273 (-15)	300	\$540,000	T42	D.A. Points	71 72 72 69	284 (-4)	8	\$10,500	CUT	George McNeill	75 72	147 (+3)	--	--
T2	Aaron Baddeley	70 68 66 72	276 (-12)	104	\$198,000	T47	Tom Lovelady	70 73 72 70	285 (-3)	6	\$8,700	CUT	Retief Goosen	73 74	147 (+3)	--	--
T2	Johnson Wagner	69 69 69 69	276 (-12)	104	\$198,000	T47 (A)	Bryson Nimmer	69 75 72 69	285 (-3)	--	--	CUT	Will MacKenzie	76 71	147 (+3)	--	--
T2	Roger Sloan	70 67 72 67	276 (-12)	104	\$198,000	T49	Ben Griffin	74 71 69 72	286 (-2)	--	\$7,540	CUT	Kyle Jones	71 76	147 (+3)	--	--
T2	Daniel Berger	70 71 69 66	276 (-12)	104	\$198,000	T49	Ollie Schniederjans	68 77 73 68	286 (-2)	5	\$7,540	CUT	Kristoffer Ventura	72 75	147 (+3)	--	--
T6	Shawn Stefani	70 71 71 65	277 (-11)	58	\$104,250	T49	Rafael Campos	73 68 74 71	286 (-2)	--	\$7,540	CUT	Taylor Pendrith	72 75	147 (+3)	--	--
T6	Charl Schwartzel	71 68 72 66	277 (-11)	58	\$104,250	T49	David Lingmerth	69 75 71 71	286 (-2)	5	\$7,540	CUT	Hank Lebioda	72 76	148 (+4)	--	--
T8	Ben Crane	68 69 71 70	278 (-10)	48	\$90,000	T49	Robert Allenby	72 73 73 68	286 (-2)	5	\$7,540	CUT	Derek Lamely	78 70	148 (+4)	--	--
T8	Nate Lashley	68 68 69 73	278 (-10)	48	\$90,000	T49	Stuart Appleby	71 74 69 72	286 (-2)	5	\$7,540	CUT	Sangmoon Bae	75 73	148 (+4)	--	--
T10	Scott Brown	71 71 69 68	279 (-9)	34	\$66,500	T55	Matt Jones	72 72 74 69	287 (-1)	4	\$6,870	CUT	Alex Prugh	72 76	148 (+4)	--	--
T10	J.J. Henry	74 69 67 69	279 (-9)	34	\$66,500	T55	Ryan Blum	70 70 72 75	287 (-1)	4	\$6,870	CUT	Jason Bohn	75 73	148 (+4)	--	--
T10	Joey Garber	68 74 65 72	279 (-9)	34	\$66,500	T55	Tom Hoge	70 72 75 70	287 (-1)	4	\$6,870	CUT	Hunter Hamrick	73 75	148 (+4)	--	--
T10	Roberto Diaz	68 68 72 71	279 (-9)	34	\$66,500	T55	Jim Knous	71 70 74 72	287 (-1)	4	\$6,870	CUT	Chris Smith	72 76	148 (+4)	--	--
T10	Austen Truslow	70 71 72 66	279 (-9)	--	\$66,500	T59	Zac Blair	71 73 70 74	288 (E)	--	\$6,660	CUT	David Duval	79 69	148 (+4)	--	--
T10	Wyndham Clark	70 68 69 72	279 (-9)	34	\$66,500	T59	Robert Streb	75 69 69 75	288 (E)	3	\$6,660	CUT	John Merrick	73 75	148 (+4)	--	--
T16	Adam Schenk	75 69 69 67	280 (-8)	29	\$45,000	T59	Trevor Immelman	72 71 72 73	288 (E)	3	\$6,660	CUT	Troy Matteson	73 75	148 (+4)	--	--
T16	Cameron Davis	73 71 67 69	280 (-8)	29	\$45,000	T62	Ken Duke	71 72 70 76	289 (+1)	3	\$6,450	CUT	Omar Uresti	71 78	149 (+5)	--	--
T16	D.J. Trahan	69 67 71 73	280 (-8)	29	\$45,000	T62	John Senden	74 69 74 72	289 (+1)	3	\$6,450	CUT	Spike McRoy	72 77	149 (+5)	--	--
T16	Sepp Straka	67 73 71 69	280 (-8)	29	\$45,000	T62	Billy Hurley III	74 69 73 73	289 (+1)	3	\$6,450	CUT	Todd Hamilton	73 76	149 (+5)	--	--
T16	Matt Every	72 70 68 70	280 (-8)	29	\$45,000	T62	Tyler Duncan	71 73 74 71	289 (+1)	3	\$6,450	CUT	Dicky Pride	75 75	150 (+6)	--	--
T21	Martin Flores	69 73 69 70	281 (-7)	--	\$32,400	T66	Derek Ernst	72 70 76 73	291 (+3)	2	\$6,240	CUT	Robert Garrigus	73 77	150 (+6)	--	--
T21	Jonathan Byrd	71 67 70 73	281 (-7)	25	\$32,400	T66	Peter Uihlein	71 73 74 73	291 (+3)	2	\$6,240	CUT	Yuwa Kosahira	76 74	150 (+6)	--	--
T21	Derek Fathauer	72 71 71 67	281 (-7)	25	\$32,400	T66	Chris Couch	70 75 73 73	291 (+3)	2	\$6,240	CUT	Brady Schnell	74 77	151 (+7)	--	--
T21	John Chin	74 70 70 67	281 (-7)	25	\$32,400	69	Chris Thompson	74 71 73 74	292 (+4)	2	\$6,120	CUT	John Rollins	77 74	151 (+7)	--	--
T25	Brendon Todd	70 73 70 69	282 (-6)	18	\$21,015	70	Arjun Atwal	72 73 74 75	294 (+6)	2	\$6,060	CUT	Ted Purdy	77 74	151 (+7)	--	--
T25	Cameron Tringale	71 73 69 69	282 (-6)	18	\$21,015	T71	Charlie Wi	74 71 73 77	295 (+7)	2	\$5,910	CUT	Angel Cabrera	73 78	151 (+7)	--	--
T25	Roberto Castro	68 72 68 74	282 (-6)	18	\$21,015	T71	Jonathan Kaye	73 72 73 77	295 (+7)	2	\$5,910	CUT	Daniel Chopra	75 76	151 (+7)	--	--
T25	Andres Romero	66 73 69 74	282 (-6)	18	\$21,015	T71	Chad Collins	71 74 76 74	295 (+7)	2	\$5,910	CUT (A)	Jeronimo Esteve	75 76	151 (+7)	--	--
T25	Fabian Gómez	72 72 70 68	282 (-6)	18	\$21,015	T71	Whee Kim	71 74 75 75	295 (+7)	2	\$5,910	CUT	Ben Silverman	74 78	152 (+8)	--	--
T25	David Hearn	68 73 70 71	282 (-6)	18	\$21,015	75	Wes Roach	74 71 76 75	296 (+8)	2	\$5,760	CUT	Eric Axley	75 77	152 (+8)	--	--
T25	Dominic Bozzelli	71 71 70 70	282 (-6)	18	\$21,015	CUT	Corey Connors	69 77	146 (+2)	--	--	CUT (A)	Max Alverio	78 74	152 (+8)	--	--
T25	Martin Piller	68 73 66 75	282 (-6)	18	\$21,015	CUT	Nick Heinen	74 72	146 (+2)	--	--	CUT	Brendon de Jonge	79 74	153 (+9)	--	--
T25	Curtis Luck	70 68 73 71	282 (-6)	18	\$21,015	CUT	Will Cannon	74 72	146 (+2)	--	--	CUT	Adam Svensson	78 75	153 (+9)	--	--
T25	Sebastián Muñoz	74 71 67 70	282 (-6)	18	\$21,015	CUT	Ricky Barnes	72 74	146 (+2)	--	--	CUT	Kyle Sanders	75 78	153 (+9)	--	--
T35	Kramer Hickok	69 71 70 73	283 (-5)	11	\$14,164	CUT	Tyrone Van Aswegen	73 73	146 (+2)	--	--	CUT	Alexander Hicks	77 77	154 (+10)	--	--
T35	Alex Kang	68 75 70 70	283 (-5)	--	\$14,164	CUT	Josh Teater	73 73	146 (+2)	--	--	CUT	Hiram Silfa	71 83	154 (+10)	--	--
T35	Boo Weekley	72 73 65 73	283 (-5)	11	\$14,164	CUT	Chris Kirk	74 72	146 (+2)	--	--	CUT	Cameron Beckman	75 79	154 (+10)	--	--
T35	Kyung-Hoon Lee	70 71 69 73	283 (-5)	11	\$14,164	CUT	Charlie Beljan	74 72	146 (+2)	--	--	CUT	Heath Slocum	77 78	155 (+11)	--	--
T35	José de Jesús Rodríguez	71 69 70 73	283 (-5)	11	\$14,164	CUT	Frank Lickliter II	71 75	146 (+2)	--	--	CUT	Marc Tumesa	76 79	155 (+11)	--	--
T35	Julian Etulain	72 70 70 71	283 (-5)	11	\$14,164	CUT	Rod Pampling	72 74	146 (+2)	--	--	CUT	Robert Gamez	77 79	156 (+12)	--	--
T35	Parker McLachlin	72 70 69 72	283 (-5)	11	\$14,164	CUT	Freddie Jacobson	71 75	146 (+2)	--	--	W/D	Neal Lancaster	83	83 (+11)	--	--
T42	Brian Davis	69 74 68 73	284 (-4)	8	\$10,500	CUT	Jay McIuen	77 69	146 (+2)	--	--						
T42	Chad Campbell	70 74 72 68	284 (-4)	8	\$10,500	CUT	Tommy Gainey	75 71	146 (+2)	--	--						
T42	Tim Herron	71 71 72 70	284 (-4)	8	\$10,500	CUT	Sam Horsfield	75 72	147 (+3)	--	--						
T42	Graeme McDowell	70 72 73 69	284 (-4)	8	\$10,500	CUT	Edward Figueroa	71 76	147 (+3)	--	--						

## Notes

In his 11th start on the PGA TOUR, Martin Trainer overcame a two-stroke deficit beginning the final round of the Puerto Rico Open with a 5-under 67 to win by three strokes at 15-under 273. Trainer's victory came at the age of 27 years, 10 months, 9 days

With the victory at Coco Beach Golf&Country Club, Martin Trainer became the third rookie winner of the season, joining Cameron Champ (Sanderson Farms Championship) and Adam Long (Desert Classic).

En route to the 15-under total, Martin Trainer played the par-5s in 12-under, tied with Wyndham Clark for best in the field.

Aaron Baddeley held a one-shot lead after three rounds before finishing T2, his best result on TOUR since winning the 2016 Barbasol Championship.

With a final-round 66, Daniel Berger finished T2, his fifth runner-up on the PGA TOUR and first since losing to Jordan Spieth in a playoff at the 2017 Travelers Championship. Berger led the field in Putting Average (1.614).

Roger Sloan tied three others for second, his first career top-10 on the PGA TOUR. Sloan made two eagles, tied with Nate Lashley for most in the field.

Johnson Wagner's tie for second was his best result on TOUR since losing in a playoff at the 2015 Houston Open.

Rafael Campos, one of four Puerto Rico natives in the field, was the only Puerto Rican to make the cut. He finished T49 in his 11th start in the event.

**WEATHER: Thursday:** Partly cloudy, with isolated showers. High of 84. Wind E 15-25, with gusts to 30 mph. **Friday:** Mostly cloudy, with isolated showers. High of 84. Wind E 10-20 mph, with gusts to 25 mph. **Saturday:** Mostly cloudy. High of 83. Wind ENE 15-20 mph, with gusts to 25 mph. **Sunday:** Partly cloudy. High of 83. Wind ENE 10-20 mph, with gusts to 25 mph.

## Tournament Record: 267

Chesson Hadley (2014)

## Grande Reserve Country Club: 63

Trey Mullinax (2017), Tim Wilkinson (2017), J.J. Henry (2017), James Driscoll (2014), Scott Brown (2013), James Driscoll (2011), Chris Tidland (2011), Derek Lamely (2010)

## Tournament History

End Date	Purse	Winner	Score	Runner-Up	Earnings	Location (Par/Yards)
<b>Puerto Rico Open</b>						
2/24/19	\$3,000,000	Martin Trainer	273 (-15)	Aaron Baddeley - 276 (-12) Johnson Wagner - 276 (-12) Roger Sloan - 276 (-12) Daniel Berger - 276 (-12)	\$540,000	Coco Beach Golf & CC, (72/7,506)
3/26/17	\$3,000,000	D.A. Points	268 (-20)	Retief Goosen - 270 (-18) Bill Lunde - 270 (-18) Bryson DeChambeau - 270 (-18)	\$540,000	Coco Beach Golf & CC, (72/7,506)
<b>Puerto Rico Open at Coco Beach</b>						
3/27/16	\$3,000,000	Tony Finau *	276 (-12)	Steve Marino - 276 (-12)	\$540,000	Coco Beach Golf & CC, (72/7,506)
<b>Puerto Rico Open</b>						
3/8/15	\$3,000,000	Alex Cejka *	281 (-7)	Tim Petrovic - 281 (-7) Sam Saunders - 281 (-7) Emiliano Grillo - 281 (-7) Jon Curran - 281 (-7)	\$540,000	Trump International GC (PR), (72/7,506)
<b>Puerto Rico Open presented by seepuertorico.com</b>						
3/9/14	\$3,500,000	Chesson Hadley	267 (-21)	Danny Lee - 269 (-19)	\$630,000	Trump International GC (PR), (72/7,506)
3/10/13	\$3,500,000	Scott Brown	268 (-20)	Fabián Gómez - 269 (-19) Jordan Spieth - 269 (-19)	\$630,000	Trump International GC (PR), (72/7,506)
3/11/12	\$3,500,000	George McNeill	272 (-16)	Ryo Ishikawa - 274 (-14)	\$630,000	Trump International GC (PR), (72/7,506)
3/13/11	\$3,500,000	Michael Bradley *	272 (-16)	Troy Matteson - 272 (-16)	\$630,000	Trump International GC (PR), (72/7,526)
<b>Puerto Rico Open presented by Banco Popular</b>						
3/14/10	\$3,500,000	Derek Lamely	269 (-19)	Kris Blanks - 271 (-17)	\$630,000	Trump International GC (PR), (72/7,526)
3/15/09	\$3,500,000	Michael Bradley	274 (-14)	Brett Quigley - 275 (-13) Jason Day - 275 (-13)	\$630,000	Trump International GC (PR), (72/7,526)
3/23/08	\$3,500,000	Greg Kraft	274 (-14)	Jerry Kelly - 275 (-13) Bo Van Pelt - 275 (-13)	\$630,000	Trump International GC (PR), (72/7,569)

\* indicates playoff

# The Honda Classic

Palm Beach Gardens, Florida • February 28-3, 2019

PGA National (Champion)

Par/Yards: 35-35--70 | 7,125



PGA TOUR event 21 of 49

FedExCup Points (first): 500

Purse: \$6,800,000



**Winner: Keith Mitchell**

FedExCup Points: 500

68-66-70-67 271 (-9) | \$1,224,000

## Leaders

### Round 1

Jhonattan Vegas	64 (-6)
Ernie Els	66 (-4)
Zach Johnson	66 (-4)
Lucas Glover	66 (-4)
Ben Silverman	66 (-4)
<b>Keith Mitchell</b>	68 (-2)

### Round 2

<b>Keith Mitchell</b>	134 (-6)
Sungjae Im	134 (-6)
Lucas Glover	135 (-5)
8 tied at position	136 (-4)

### Round 3

Wyndham Clark	203 (-7)
Vijay Singh	204 (-6)
Kyoung-Hoon Lee	204 (-6)
<b>Keith Mitchell</b>	204 (-6)
Rickie Fowler	205 (-5)

**Order of Finish** (cut: 36 HOLES: 83 professionals at +2 (142) or better. 54 HOLES: 70 professionals at +2 (212) or better.)

Pos	Player	Scores	Total	FedExCup Points	Earnings	Pos	Player	Scores	Total	FedExCup Points	Earnings	Pos	Player	Scores	Total	FedExCup Points	Earnings
1	Keith Mitchell	68 66 70 67	271 (-9)	500	\$1,224,000	T36	Ben Silverman	66 71 75 69	281 (+1)	14	\$25,346	CUT	Anders Albertson	70 74	144 (+4)	--	--
T2	Brooks Koepka	67 69 70 66	272 (-8)	245	\$598,400	T51	Trey Mullinax	70 72 68 72	282 (+2)	6	\$15,827	CUT	Ollie Schniederjans	71 73	144 (+4)	--	--
T2	Rickie Fowler	67 72 66 67	272 (-8)	245	\$598,400	T51	Harold Varner III	72 69 67 74	282 (+2)	6	\$15,827	CUT	David Pastore	75 69	144 (+4)	--	--
T4	Ryan Palmer	70 71 69 63	273 (-7)	123	\$299,200	T51	Chase Wright	72 68 72 70	282 (+2)	6	\$15,827	CUT	Martin Trainer	69 76	145 (+5)	--	--
T4	Lucas Glover	66 69 72 66	273 (-7)	123	\$299,200	T51	Nick Watney	71 67 71 73	282 (+2)	6	\$15,827	CUT	Brandon Harkins	78 67	145 (+5)	--	--
6	Vijay Singh	70 69 65 70	274 (-6)	100	\$244,800	T51	Russell Knox	69 72 71 70	282 (+2)	6	\$15,827	CUT	Tom Hoge	72 73	145 (+5)	--	--
T7	Kyoung-Hoon Lee	67 69 68 71	275 (-5)	88	\$219,300	T51	Sung Kang	68 68 71 75	282 (+2)	6	\$15,827	CUT	Dylan Frittelli	72 73	145 (+5)	--	--
T7	Wyndham Clark	69 67 67 72	275 (-5)	88	\$219,300	T51	Sungjae Im	70 64 77 71	282 (+2)	6	\$15,827	CUT	D.A. Points	72 73	145 (+5)	--	--
T9	Jason Kokrak	69 71 68 68	276 (-4)	75	\$183,600	T51	Bill Haas	69 70 69 74	282 (+2)	6	\$15,827	CUT	Scott Piercy	72 73	145 (+5)	--	--
T9	Jim Furyk	69 72 68 67	276 (-4)	75	\$183,600	T59	Zach Johnson	66 72 71 74	283 (+3)	5	\$14,620	CUT	Johnson Wagner	73 72	145 (+5)	--	--
T9	Sergio Garcia	67 70 70 69	276 (-4)	75	\$183,600	T59	Vaughn Taylor	70 68 69 76	283 (+3)	5	\$14,620	CUT	Shawn Stefani	71 74	145 (+5)	--	--
T12	Ryan Armour	68 68 70 71	277 (-3)	59	\$137,700	T59	John Huh	70 72 67 74	283 (+3)	5	\$14,620	CUT	Scott Langley	71 74	145 (+5)	--	--
T12	Harris English	70 71 68 68	277 (-3)	59	\$137,700	T59	Bronson Burgoon	67 71 73 72	283 (+3)	5	\$14,620	CUT	Cheng Tsung Pan	71 74	145 (+5)	--	--
T12	Lucas Bjerregaard	70 68 72 67	277 (-3)	--	\$137,700	T59	Anirban Lahiri	67 70 71 75	283 (+3)	5	\$14,620	CUT	Brice Garnett	73 73	146 (+6)	--	--
T12	Bud Cauley	67 71 71 68	277 (-3)	59	\$137,700	T59	Adam Svensson	72 64 72 75	283 (+3)	5	\$14,620	CUT	Luke List	71 75	146 (+6)	--	--
T16	Michael Thompson	71 69 66 72	278 (-2)	50	\$105,400	T59	Cameron Davis	70 72 68 73	283 (+3)	5	\$14,620	CUT	Jimmy Walker	73 73	146 (+6)	--	--
T16	Jhonattan Vegas	64 73 69 72	278 (-2)	50	\$105,400	T59	Joaquin Niemann	71 70 71 71	283 (+3)	5	\$14,620	CUT	Alex Prugh	71 75	146 (+6)	--	--
T16	Billy Horschel	67 71 73 67	278 (-2)	50	\$105,400	67	Martin Kaymer	71 70 68 75	284 (+4)	4	\$14,008	CUT	Roberto Diaz	72 74	146 (+6)	--	--
T16	Charl Schwartzel	67 70 72 69	278 (-2)	50	\$105,400	T68	Grayson Murray	71 68 71 75	285 (+5)	3	\$13,804	CUT	Patton Kizzire	74 72	146 (+6)	--	--
T20	Brian Gay	71 70 70 68	279 (-1)	37	\$64,736	T68	Freddie Jacobson	69 67 74 75	285 (+5)	3	\$13,804	CUT	Seth Reeves	72 74	146 (+6)	--	--
T20	Chesson Hadley	68 70 73 68	279 (-1)	37	\$64,736	70	Hank Lebioda	67 74 70 76	287 (+7)	3	\$13,600	CUT	Cameron Smith	68 79	147 (+7)	--	--
T20	Talor Gooch	71 68 72 68	279 (-1)	37	\$64,736	T71	Tyler Duncan	69 71 73	213 (+3)	3	\$13,396	CUT	Erik Compton	73 74	147 (+7)	--	--
T20	Ernie Els	66 73 71 69	279 (-1)	37	\$64,736	T71	Kevin Streelman	72 70 71	213 (+3)	3	\$13,396	CUT	Brian Harman	76 71	147 (+7)	--	--
T20	Scott Brown	70 70 70 69	279 (-1)	37	\$64,736	T73	Hudson Swafford	70 72 72	214 (+4)	3	\$13,124	CUT	Morgan Hoffmann	71 76	147 (+7)	--	--
T20	Roberto Castro	67 70 69 73	279 (-1)	37	\$64,736	T73	Sam Burns	70 71 73	214 (+4)	3	\$13,124	CUT	Emiliano Grillo	71 76	147 (+7)	--	--
T20	Brian Stuard	69 70 72 68	279 (-1)	37	\$64,736	T75	Austin Cook	74 67 74	215 (+5)	2	\$12,784	CUT	José de Jesús Rodríguez	73 74	147 (+7)	--	--
T20	Russell Henley	69 72 70 68	279 (-1)	37	\$64,736	T75	Stewart Cink	71 71 73	215 (+5)	2	\$12,784	CUT	Kevin Tway	71 77	148 (+8)	--	--
T20	Matt Wallace	71 68 72 68	279 (-1)	--	\$64,736	T75	Jason Dufner	73 69 73	215 (+5)	2	\$12,784	CUT	Joel Dahmen	72 76	148 (+8)	--	--
T20	Max Homa	69 71 70 69	279 (-1)	37	\$64,736	T78	Jim Knous	71 71 74	216 (+6)	2	\$12,308	CUT	Hunter Mahan	75 73	148 (+8)	--	--
T30	Patrick Rodgers	68 71 72 69	280 (E)	24	\$41,310	T78	Ryan Blaum	69 73 74	216 (+6)	2	\$12,308	CUT	Mackenzie Hughes	76 73	149 (+9)	--	--
T30	Kramer Hickok	69 72 66 73	280 (E)	24	\$41,310	T78	Stephan Jaeger	68 72 76	216 (+6)	2	\$12,308	CUT	Satoshi Kodaira	72 77	149 (+9)	--	--
T30	Adam Schenk	67 71 68 74	280 (E)	24	\$41,310	T78	Richy Werenski	71 71 74	216 (+6)	2	\$12,308	CUT	Alex Noren	77 72	149 (+9)	--	--
T30	Justin Thomas	68 74 67 71	280 (E)	24	\$41,310	82	Gaerne McDowell	72 70 76	218 (+8)	2	\$11,968	CUT	Kyle Stanley	74 76	150 (+10)	--	--
T30	Roger Sloan	71 71 66 72	280 (E)	24	\$41,310	83	Drew Nesbitt	71 71 77	219 (+9)	--	\$11,832	CUT	Kiradech Aphibarnrat	75 75	150 (+10)	--	--
T30	Nick Taylor	72 66 70 72	280 (E)	24	\$41,310	CUT	Adam Long	72 71	143 (+3)	--	--	CUT	Kelly Kraft	76 74	150 (+10)	--	--
T36	Matt Jones	69 69 69 74	281 (+1)	14	\$25,346	CUT	Whee Kim	72 71	143 (+3)	--	--	CUT	Curtis Luck	74 76	150 (+10)	--	--
T36	Sebastián Muñoz	69 70 71 71	281 (+1)	14	\$25,346	CUT	Sepp Straka	73 70	143 (+3)	--	--	CUT	Joey Garber	73 77	150 (+10)	--	--
T36	Peter Malnati	69 68 71 73	281 (+1)	14	\$25,346	CUT	Adam Scott	72 71	143 (+3)	--	--	CUT	Blayne Barber	73 78	151 (+11)	--	--
T36	Julian Etlain	67 70 74 70	281 (+1)	14	\$25,346	CUT	J.J. Henry	74 69	143 (+3)	--	--	CUT	Seamus Power	73 78	151 (+11)	--	--
T36	Rory Sabbatini	67 74 67 73	281 (+1)	14	\$25,346	CUT	Ben Crane	68 75	143 (+3)	--	--	CUT	Brendan Steele	75 77	152 (+12)	--	--
T36	Byeong-Hun An	74 68 70 69	281 (+1)	14	\$25,346	CUT	Austen Truslow	73 70	143 (+3)	--	--	CUT	Rod Pampling	77 76	153 (+13)	--	--
T36	Cameron Tringale	69 68 70 74	281 (+1)	14	\$25,346	CUT	Brandon Hagy	72 71	143 (+3)	--	--	CUT	Cody Gribble	77 78	155 (+15)	--	--
T36	Webb Simpson	72 69 71 69	281 (+1)	14	\$25,346	CUT	Kyle Jones	72 71	143 (+3)	--	--	CUT	Andrew Filbert	80 77	157 (+17)	--	--
T36	Sam Saunders	68 72 70 71	281 (+1)	14	\$25,346	CUT	Jim Herman	72 71	143 (+3)	--	--	CUT	Robert Streb	75 82	157 (+17)	--	--
T36	Gary Woodland	72 70 66 73	281 (+1)	14	\$25,346	CUT	Carlos Ortiz	71 72	143 (+3)	--	--	W/D	Peter Uihlein	76	76 (+6)	--	--
T36	Jonas Blixt	70 72 70 69	281 (+1)	14	\$25,346	CUT	Denny McCarthy	70 73	143 (+3)	--	--						
T36	Danny Lee	69 67 75 70	281 (+1)	14	\$25,346	CUT	Chris Kirk	75 68	143 (+3)	--	--						
T36	J.T. Poston	73 68 69 71	281 (+1)	14	\$25,346	CUT	Brady Schnell	76 68	144 (+4)	--	--						
T36	Daniel Berger	72 67 70 72	281 (+1)	14	\$25,346	CUT	Andrew Landry	73 71	144 (+4)	--	--						

## Notes

With a 16-foot birdie on the 72nd hole, Keith Mitchell won The Honda Classic by one stroke over Rickie Fowler and Brooks Koepka, for his first career PGA TOUR win in his 40th start at the age of 27 years, 1 month, 27 days.

Keith Mitchell's single-digit under-par winning score (9-under 271) became the first on the PGA TOUR in a non-major championship since Justin Thomas won The Honda Classic in 2018 at 8-under 272.

Rookie Wyndham Clark held the 54-hole lead for the first time in his career and finished T7 after a 2-over 72 in the final round.

Keith Mitchell joined Michael Thompson (2013), Y.E. Yang (2009), Mark Wilson (2007), Padraig Harrington (2005), Todd Hamilton (2004) and Matt Kuchar (2002) as players to earn their first TOUR win at The Honda Classic since 2000.

Vijay Singh posted a third-round 65 to earn a spot in Sunday's final pairing for the first time since 2012. At the age of 56, he finished sixth in his attempt to become the oldest winner in PGA TOUR history.

Former Honda Classic champion Rickie Fowler posted a 3-under 67 in the final round to finish one shot behind Keith Mitchell at 8-under 272.

Beginning the final round T39 and seven shots off the lead, Ryan Palmer opened with a 6-under 29 en route to a 7-under 63 (his lowest score by two strokes in 46 rounds at The Honda Classic) to finish T4 at 7-under 273.

Lucas Glover posted bookend 4-under 66s to finish T4 at 7-under 273, his third top-10 in 11 starts at The Honda Classic.

**WEATHER: Thursday:** Mostly sunny, with a high of 83. Wind NE 5-10 mph. **Friday:** Mostly cloudy, with a high of 83. Wind ESE 6-12 mph. **Saturday:** Partly cloudy, with a high of 84. Wind ESE 8-12 mph. **Sunday:** Partly cloudy, with a high of 84. Wind SSE 12-20 mph.

## Tournament Record: 264

Justin Leonard (2003)

**PGA National (Champion): 61**

Brian Harman (2012)

## Tournament History

End Date	Purse	Winner	Score	Runner-Up	Earnings	Location (Par/Yards)
<b>The Honda Classic</b>						
3/3/19	\$6,800,000	Keith Mitchell	271 (-9)	Rickie Fowler - 272 (-8) Brooks Koepka - 272 (-8)	\$1,224,000	PGA National (Champion), Palm Beach Gardens, FL (70/7,125)
2/25/18	\$6,600,000	Justin Thomas *	272 (-8)	Luke List - 272 (-8)	\$1,188,000	PGA National (Champion), Palm Beach Gardens, FL (70/7,140)
2/26/17	\$6,400,000	Rickie Fowler	268 (-12)	Gary Woodland - 272 (-8) Morgan Hoffmann - 272 (-8)	\$1,152,000	PGA National (Champion), Palm Beach Gardens, FL (70/7,140)
2/28/16	\$6,100,000	Adam Scott	271 (-9)	Sergio Garcia - 272 (-8)	\$1,098,000	PGA National (Champion), Palm Beach Gardens, FL (70/7,140)
3/1/15	\$6,100,000	Padraig Harrington *	274 (-6)	Daniel Berger - 274 (-6)	\$1,098,000	PGA National (Champion), Palm Beach Gardens, FL (70/7,140)
3/2/14	\$6,000,000	Russell Henley *	272 (-8)	Ryan Palmer - 272 (-8) Rory McIlroy - 272 (-8) Russell Knox - 272 (-8)	\$1,080,000	PGA National (Champion), Palm Beach Gardens, FL (70/7,140)
3/3/13	\$6,000,000	Michael Thompson	271 (-9)	Geoff Ogilvy - 273 (-7)	\$1,080,000	PGA National (Champion), Palm Beach Gardens, FL (70/7,110)
3/4/12	\$5,700,000	Rory McIlroy	268 (-12)	Tom Gillis - 270 (-10) Tiger Woods - 270 (-10)	\$1,026,000	PGA National (Champion), Palm Beach Gardens, FL (70/7,110)
3/6/11	\$5,700,000	Rory Sabbatini	271 (-9)	Y.E. Yang - 272 (-8)	\$1,026,000	PGA National (Champion), Palm Beach Gardens, FL (70/7,158)
3/7/10	\$5,600,000	Camilo Villegas	267 (-13)	Anthony Kim - 272 (-8)	\$1,008,000	PGA National (Champion), Palm Beach Gardens, FL (70/7,158)
3/8/09	\$5,600,000	Y.E. Yang	271 (-9)	John Rollins - 272 (-8)	\$1,008,000	PGA National (Champion), Palm Beach Gardens, FL (70/7,158)
3/2/08	\$5,500,000	Ernie Els	274 (-6)	Luke Donald - 275 (-5)	\$990,000	PGA National (Champion), Palm Beach Gardens, FL (70/7,158)
3/4/07	\$5,500,000	Mark Wilson *	275 (-5)	José Coceres - 275 (-5) Boo Weekley - 275 (-5) Camilo Villegas - 275 (-5)	\$990,000	PGA National (Champion), Palm Beach Gardens, FL (70/7,241)
3/12/06	\$5,500,000	Luke Donald	276 (-12)	Geoff Ogilvy - 278 (-10)	\$990,000	CC at Mirasol (Sunset), Palm Beach Gardens, FL (72/7,384)
3/13/05	\$5,500,000	Padraig Harrington *	274 (-14)	Vijay Singh - 274 (-14) Joe Ogilvie - 274 (-14)	\$990,000	CC at Mirasol (Sunset), Palm Beach Gardens, FL (72/7,384)
3/14/04	\$5,000,000	Todd Hamilton	276 (-12)	Davis Love III - 277 (-11)	\$900,000	CC at Mirasol (Sunset), Palm Beach Gardens, FL (72/7,468)
3/16/03	\$5,000,000	Justin Leonard	264 (-24)	Davis Love III - 265 (-23) Chad Campbell - 265 (-23)	\$900,000	CC at Mirasol (Sunset), Palm Beach Gardens, FL (72/7,157)
3/10/02	\$3,500,000	Matt Kuchar	269 (-19)	Brad Faxon - 271 (-17) Joey Sindelar - 271 (-17)	\$630,000	TPC Heron Bay, Coral Springs, FL (72/7,268)
<b>Honda Classic</b>						
3/11/01	\$3,200,000	Jesper Parnevik	270 (-18)	Mark Calcavecchia - 271 (-17) Craig Perks - 271 (-17) Geoff Ogilvy - 271 (-17)	\$576,000	TPC Heron Bay, Coral Springs, FL (72/7,268)
3/12/00	\$2,900,000	Dudley Hart	269 (-19)	Kevin Wentworth - 270 (-18) J.P. Hayes - 270 (-18)	\$522,000	TPC Heron Bay, Coral Springs, FL (72/7,268)
3/14/99	\$2,600,000	Vijay Singh	277 (-11)	Payne Stewart - 279 (-9)	\$468,000	TPC Heron Bay, Coral Springs, FL (72/7,268)
3/15/98	\$1,800,000	Mark Calcavecchia	270 (-18)	Vijay Singh - 273 (-15)	\$324,000	TPC Heron Bay, Coral Springs, FL (72/7,268)
3/16/97	\$1,500,000	Stuart Appleby	274 (-14)	Michael Bradley - 275 (-13) Payne Stewart - 275 (-13)	\$270,000	TPC Heron Bay, Coral Springs, FL (72/7,268)
3/10/96	\$1,300,000	Tim Herron	271 (-17)	Mark McCumber - 275 (-13)	\$234,000	TPC Eagle Trace, Coral Springs, FL (72/7,037)
3/12/95	\$1,200,000	Mark O'Meara	275 (-9)	Nick Faldo - 276 (-8)	\$216,000	Weston Hills G&CC, Weston, FL (71/7,069)
3/13/94	\$1,100,000	Nick Price	276 (-8)	Craig Parry - 277 (-7)	\$198,000	Weston Hills G&CC, Weston, FL (71/7,069)
3/14/93	\$1,100,000	Fred Couples *	207 (-9)	Robert Gamez - 207 (-9)	\$198,000	Weston Hills G&CC, Weston, FL (72/7,069)
3/15/92	\$1,100,000	Corey Pavin *	273 (-15)	Fred Couples - 273 (-15)	\$198,000	Weston Hills G&CC, Weston, FL (72/7,069)
3/10/91	\$1,000,000	Steve Pate	279 (-9)	Paul Azinger - 282 (-6) Dan Halldorson - 282 (-6)	\$180,000	TPC Eagle Trace, Coral Springs, FL (72/7,037)
3/11/90	\$1,000,000	John Huston	282 (-6)	Mark Calcavecchia - 284 (-4)	\$180,000	TPC Eagle Trace, Coral Springs, FL (72/7,037)
3/5/89	\$800,000	Blaine McCallister	266 (-22)	Payne Stewart - 270 (-18)	\$144,000	TPC Eagle Trace, Coral Springs, FL (72/7,037)
3/13/88	\$700,000	Joey Sindelar	276 (-12)	Ed Fiori - 278 (-10) Sandy Lyle - 278 (-10) Payne Stewart - 278 (-10)	\$126,000	TPC Eagle Trace, Coral Springs, FL (72/7,037)
3/8/87	\$600,000	Mark Calcavecchia	279 (-9)	Bernhard Langer - 282 (-6) Payne Stewart - 282 (-6)	\$108,000	TPC Eagle Trace, Coral Springs, FL (72/7,030)
3/2/86	\$500,000	Kenny Knox	287 (-1)	Andy Bean - 288 John Mahaffey - 288 Jodie Mudd - 288 Clarence Rose - 288	\$90,000	TPC Eagle Trace, Coral Springs, FL (72/7,030)
3/3/85	\$500,000	Curtis Strange *	275 (-13)	Peter Jacobsen - 275 (-13)	\$90,000	TPC Eagle Trace, Coral Springs, FL (72/7,030)
3/4/84	\$500,000	Bruce Lietzke *	280 (-8)	Andy Bean - 280 (-8)	\$90,000	TPC Eagle Trace, Coral Springs, FL (72/7,030)
<b>Honda Inverrary Classic</b>						
3/6/83	\$400,000	Johnny Miller	278 (-10)	Jack Nicklaus - 280 (-8)	\$72,000	Inverrary G&CC (East), Lauderhill, FL (72/7,128)
3/6/82	\$400,000	Hale Irwin	269 (-19)	George Burns - 270 (-18) Tom Kite - 270 (-18)	\$72,000	Inverrary G&CC (East), Lauderhill, FL (72/7,128)
<b>American Motors Inverrary Classic</b>						
3/8/81	\$300,000	Tom Kite	274 (-14)	Jack Nicklaus - 275 (-13)	\$54,000	Inverrary G&CC (East), Lauderhill, FL (72/7,128)
<b>Jackie Gleason-Inverrary Classic</b>						
3/9/80	\$300,000	Johnny Miller	274 (-14)	Charles Coody - 276 (-12) Bruce Lietzke - 276 (-12)	\$54,000	Inverrary G&CC (East), Lauderhill, FL (72/7,128)
3/11/79	\$300,000	Larry Nelson	274 (-14)	Grier Jones - 277 (-11)	\$54,000	Inverrary G&CC (East), Lauderhill, FL (72/7,128)
2/26/78	\$250,000	Jack Nicklaus	276 (-12)	Grier Jones - 277 (-11)	\$50,000	Inverrary G&CC (East), Lauderhill, FL (72/7,128)
2/27/77	\$250,000	Jack Nicklaus	275 (-13)	Gary Player - 280 (-8)	\$50,000	Inverrary G&CC (East), Lauderhill, FL (72/7,128)
3/2/75	\$260,000	Bob Murphy	273 (-15)	Eddie Pearce - 274 (-14)	\$52,000	Inverrary G&CC (East), Lauderhill, FL (72/7,128)
2/24/74	\$260,000	Leonard Thompson	278 (-10)	Hale Irwin - 279 (-9)	\$52,000	Inverrary G&CC (East), Lauderhill, FL (72/7,128)
<b>Jackie Gleason Inverrary-National Airlines Classic</b>						
2/25/73	\$260,000	Lee Trevino	279 (-9)	Forrest Fezler - 280 (-8)	\$52,000	Inverrary G&CC (East), Lauderhill, FL (72/7,128)
<b>Jackie Gleason's Inverrary Classic</b>						
2/27/72	\$260,000	Tom Weiskopf	278 (-10)	Jack Nicklaus - 279 (-9)	\$52,000	Inverrary G&CC (East), Lauderhill, FL (72/7,128)

\* indicates playoff

# Arnold Palmer Invitational presented by Mastercard

Orlando, Florida • March 7-10, 2019

Bay Hill Club &amp; Lodge

Par/Yards: 36-36--72 | 7,454



PGA TOUR event 22 of 49  
FedExCup Points (first): 500  
Purse: \$9,100,000

**Winner: Francesco Molinari**

FedExCup Points: 500

69-70-73-64 276 (-12) | \$1,638,000

## Leaders

### Round 1

Rafa Cabrera Bello	65 (-7)
Keegan Bradley	67 (-5)
Phil Mickelson	68 (-4)
Graeme McDowell	68 (-4)
Bubba Watson	68 (-4)
Billy Horschel	68 (-4)
Patrick Rodgers	68 (-4)
<b>Francesco Molinari</b>	69 (-3)

### Round 2

Tommy Fleetwood	135 (-9)
Keegan Bradley	135 (-9)
<b>Francesco Molinari</b>	139 (-5)
Jhonattan Vegas	139 (-5)
Billy Horschel	139 (-5)
Kevin Kisner	139 (-5)
Roger Sloan	139 (-5)
Keith Mitchell	139 (-5)

### Round 3

Matthew Fitzpatrick	207 (-9)
Rory McIlroy	208 (-8)
Aaron Baddeley	209 (-7)
Kevin Kisner	209 (-7)
Matt Wallace	209 (-7)
<b>Francesco Molinari</b>	212 (-4)

## Order of Finish (cut: 36 HOLES: 69 professionals and 1 amateur at +1 (145) or better.)

Pos	Player	Scores	Total	FedExCup Points	Earnings	Pos	Player	Scores	Total	FedExCup Points	Earnings	Pos	Player	Scores	Total	FedExCup Points	Earnings
1	Francesco Molinari	69 70 73 64	276 (-12)	500	\$1,638,000	T40	Rickie Fowler	74 71 71 71	287 (-1)	14	\$35,490	CUT (A)	Justin Suh	72 75	147 (+3)	--	--
2	Matthew Fitzpatrick	70 70 67 71	278 (-10)	--	\$982,800	T40 (A)	Viktor Hovland	74 70 73 70	287 (-1)	--	--	CUT	Michael Kim	73 74	147 (+3)	--	--
T3	Rafa Cabrera Bello	65 75 70 69	279 (-9)	145	\$473,200	T40	Aaron Wise	72 70 74 71	287 (-1)	14	\$35,490	CUT	Brian Gay	74 73	147 (+3)	--	--
T3	Sungjae Im	71 69 71 68	279 (-9)	145	\$473,200	T46	Bryson DeChambeau	75 70 74 69	288 (E)	10	\$27,391	CUT	Braden Thornberry	76 71	147 (+3)	--	--
T3	Tommy Fleetwood	69 66 76 68	279 (-9)	145	\$473,200	T46	Patrick Rodgers	68 73 73 74	288 (E)	10	\$27,391	CUT	Danny Lee	70 77	147 (+3)	--	--
T6	Sung Kang	69 72 71 68	280 (-8)	89	\$294,613	T46	Joaquin Niemann	71 71 76 70	288 (E)	10	\$27,391	CUT	Brooks Koepka	74 73	147 (+3)	--	--
T6	Rory McIlroy	72 70 66 72	280 (-8)	89	\$294,613	T46	Keegan Bradley	67 68 75 78	288 (E)	10	\$27,391	CUT	Nate Lashley	71 77	148 (+4)	--	--
T6	Matt Wallace	71 69 69 71	280 (-8)	--	\$294,613	T50	Patrick Reed	70 70 76 73	289 (+1)	8	\$22,705	CUT	J.B. Holmes	78 70	148 (+4)	--	--
T6	Keith Mitchell	71 68 75 66	280 (-8)	89	\$294,613	T50	Brandt Snedeker	73 71 74 71	289 (+1)	8	\$22,705	CUT	Louis Oosthuizen	76 72	148 (+4)	--	--
T10	Lucas Glover	70 71 71 69	281 (-7)	65	\$209,300	T50	Billy Horschel	68 71 73 77	289 (+1)	8	\$22,705	CUT	Ryan Armour	75 73	148 (+4)	--	--
T10	Luke List	70 72 68 71	281 (-7)	65	\$209,300	T50	Pat Perez	69 73 72 75	289 (+1)	8	\$22,705	CUT	Ollie Schniederjans	76 72	148 (+4)	--	--
T10	Jason Kokrak	70 73 68 70	281 (-7)	65	\$209,300	T54	Scott Piercy	74 70 70 76	290 (+2)	6	\$21,173	CUT	Martin Laird	77 71	148 (+4)	--	--
T10	Byeong Hun An	72 72 69 68	281 (-7)	65	\$209,300	T54	Graeme McDowell	68 75 69 78	290 (+2)	6	\$21,173	CUT	Brian Harman	75 74	149 (+5)	--	--
T10	Adam Long	74 71 69 67	281 (-7)	65	\$209,300	T54	Sam Burns	76 69 73 72	290 (+2)	6	\$21,173	CUT	Andrew Landry	80 69	149 (+5)	--	--
T15	Chris Kirk	71 73 66 72	282 (-6)	54	\$159,250	57	Eddie Pepperell	72 68 79 72	291 (+3)	--	\$20,748	CUT	Shane Lowry	70 79	149 (+5)	--	--
T15	Charles Howell III	74 67 69 72	282 (-6)	54	\$159,250	T58	Beau Hossler	76 66 73 77	292 (+4)	5	\$20,202	CUT	Corey Connors	71 78	149 (+5)	--	--
T17	Aaron Baddeley	70 70 69 74	283 (-5)	46	\$123,153	T58	Kevin Streelman	70 72 71 79	292 (+4)	5	\$20,202	CUT	Robert Streb	74 75	149 (+5)	--	--
T17	Henrik Stenson	77 66 69 71	283 (-5)	46	\$123,153	T58	Steve Stricker	75 69 76 72	292 (+4)	5	\$20,202	CUT	Daniel Berger	77 72	149 (+5)	--	--
T17	Bubba Watson	68 72 71 72	283 (-5)	46	\$123,153	T58	D.A. Points	72 71 74 75	292 (+4)	5	\$20,202	CUT	Si Woo Kim	78 72	150 (+6)	--	--
T17	Ryan Blaum	73 72 70 68	283 (-5)	46	\$123,153	T58	Jimmy Walker	70 71 81 70	292 (+4)	5	\$20,202	CUT	Danny Willett	78 72	150 (+6)	--	--
T17	Brendan Steele	70 71 72 70	283 (-5)	46	\$123,153	T63	Justin Rose	71 70 77 75	293 (+5)	4	\$19,474	CUT	Joel Dahmen	74 76	150 (+6)	--	--
T17	Chesson Hadley	71 71 71 70	283 (-5)	46	\$123,153	T63	Sam Saunders	73 68 74 78	293 (+5)	4	\$19,474	CUT	Jason Dufner	76 74	150 (+6)	--	--
T23	Kiradech Aphibarnrat	71 70 72 71	284 (-4)	35	\$78,715	T63	J.J. Spaun	71 70 75 77	293 (+5)	4	\$19,474	CUT	Stewart Cink	72 79	151 (+7)	--	--
T23	Roger Sloan	70 69 74 71	284 (-4)	35	\$78,715	T66	J.T. Poston	71 72 73 78	294 (+6)	4	\$19,019	CUT	Ted Potter, Jr.	81 70	151 (+7)	--	--
T23	Kevin Kisner	70 69 70 75	284 (-4)	35	\$78,715	T66	Martin Trainer	70 71 79 74	294 (+6)	4	\$19,019	CUT	Haotong Li	77 74	151 (+7)	--	--
T23	Jhonattan Vegas	69 70 75 70	284 (-4)	35	\$78,715	68	Harris English	76 69 72 78	295 (+7)	3	\$18,746	CUT	Harold Varner III	79 72	151 (+7)	--	--
T23	Marc Leishman	72 70 72 70	284 (-4)	35	\$78,715	T69	Tim Herron	72 70 76 78	296 (+8)	3	\$18,473	CUT	Dominic Bozzelli	72 79	151 (+7)	--	--
T23	Ian Poulter	73 68 73 70	284 (-4)	35	\$78,715	T69	Anirban Lahiri	74 69 80 73	296 (+8)	3	\$18,473	CUT	Abraham Ancer	77 74	151 (+7)	--	--
T29	Hudson Swafford	70 74 73 68	285 (-3)	27	\$60,515	CUT	Thorbjorn Olesen	73 73	146 (+2)	--	--	CUT	Richy Werenski	77 74	151 (+7)	--	--
T29	Carlos Ortiz	72 71 70 72	285 (-3)	27	\$60,515	CUT	Bud Cauley	71 75	146 (+2)	--	--	CUT	Cameron Champ	81 70	151 (+7)	--	--
T29	Tyrell Hatton	70 75 66 74	285 (-3)	27	\$60,515	CUT	Bronson Burgoon	72 74	146 (+2)	--	--	CUT	Anders Albertson	77 75	152 (+8)	--	--
T29	Adam Schenk	70 73 71 71	285 (-3)	27	\$60,515	CUT	Brice Gamett	75 71	146 (+2)	--	--	CUT	Scott Langley	74 80	154 (+10)	--	--
T33	Sam Ryder	74 69 74 69	286 (-2)	20	\$47,060	CUT	Cheng Tsung Pan	73 73	146 (+2)	--	--	CUT	Scott Brown	78 76	154 (+10)	--	--
T33	Hideki Matsuyama	72 70 71 73	286 (-2)	20	\$47,060	CUT	Kyle Stanley	75 71	146 (+2)	--	--	CUT	Rod Perry	75 80	155 (+11)	--	--
T33	Adam Hadwin	70 75 68 73	286 (-2)	20	\$47,060	CUT	Vijay Singh	73 73	146 (+2)	--	--	CUT	Bill Haas	77 79	156 (+12)	--	--
T33	Martin Kaymer	72 69 70 75	286 (-2)	20	\$47,060	CUT	Charley Hoffman	75 71	146 (+2)	--	--	CUT	Matt Every	83 73	156 (+12)	--	--
T33	Sam Horsfield	74 69 74 69	286 (-2)	--	\$47,060	CUT	Phil Mickelson	68 78	146 (+2)	--	--	CUT	Chris Stroud	79 78	157 (+13)	--	--
T33	Johnson Wagner	71 72 72 71	286 (-2)	20	\$47,060	CUT	Ernie Els	71 75	146 (+2)	--	--	CUT	Robert Gamez	82 82	164 (+20)	--	--
T33	Ryan Moore	71 72 73 70	286 (-2)	20	\$47,060	CUT	Vaughn Taylor	75 71	146 (+2)	--	--						
T40	Zach Johnson	70 71 76 70	287 (-1)	14	\$35,490	CUT	Kevin Na	73 73	146 (+2)	--	--						
T40	Hunter Mahan	76 69 74 68	287 (-1)	14	\$35,490	CUT	Michael Thompson	76 70	146 (+2)	--	--						
T40	Scott Stallings	69 74 73 71	287 (-1)	14	\$35,490	CUT	Austin Cook	75 71	146 (+2)	--	--						

## Notes

Francesco Molinari turned in the low score of the week in the final round with a bogey-free 8-under 64, highlighted by a 43-foot, 9-inch birdie putt on the 72nd hole, to win the Arnold Palmer Invitational presented by Mastercard by two strokes over 54-hole leader Matthew Fitzpatrick.

Francesco Molinari finished his final round at 4:23 p.m., more than 100 minutes before play concluded for the day. His closing 64 matched Rory McIlroy's winning final round from the previous year and was one stroke shy of low final-round by a winner at the event entering the week (63/ Gary Koch /1984).

Francesco Molinari claimed his third PGA TOUR victory at the age of 36 years, 4 months, 2 days in his 132nd start. It marked his third win (2018 Quicken Loans National, 2018 Open Championship, 2019 Arnold Palmer Invitational) in a 12-start span on TOUR.

Francesco Molinari began the final round five strokes behind Matthew Fitzpatrick, marking the fifth come-from-behind victory in the last six years at the Arnold Palmer Invitational. By comparison, Molinari fell one stroke shy of tournament-best six-stroke comeback win entering the week by Tom Kite (1982) and Gary Koch (1984).

After a hole-in-one at the par-3 seventh in round one, Francesco Molinari became the second player of the season to make an ace and go on to win (J.B. Holmes /Genesis Open).

54-hole leader Matthew Fitzpatrick's runner-up in his 46th TOUR start earned him Special Temporary Membership on the PGA TOUR for the remainder of the 2018-19 season. The second-place finish topped his previous-best PGA TOUR finish (T7 at 2015 WGC-HSBC Champions and 2016 Masters Tournament).

For the first time, the Arnold Palmer Invitational offered three spots into The Open Championship at Royal Portrush (July 15-21). Three players who finished in the top 10 and ties who were not already exempt qualified: Sungjae Im (T3), Keith Mitchell (T6) and Sung Kang (T6).

Defending champion Rory McIlroy entered the final round one off Matthew Fitzpatrick's 54-hole lead before carding an even-par 72 to finish T6, four strokes behind champion Francesco Molinari.

**WEATHER: Thursday:** Sunny. High of 73. Wind NE 6-12 mph. **Friday:** Sunny. High of 80. Wind SE 6-12 mph. **Saturday:** Partly cloudy. High of 84. Wind SE 10-15 mph. **Sunday:** Mostly cloudy. High of 87. Wind S 5-10 mph.

## Tournament Record: 264

Payne Stewart (1987)

## Bay Hill Club & Lodge: 62

Adam Scott (2014)

## Other Course: 62

Greg Norman (1984) - Bay Hill Club & Lodge, Andy Bean (1981) - Bay Hill Club & Lodge, Gary Player (1976) - Rio Pinar CC

## Tournament History

End Date	Purse	Winner	Score	Runner-Up	Earnings	Location (Par/Yards)
<b>Arnold Palmer Invitational presented by Mastercard</b>						
3/10/19	\$9,100,000	Francesco Molinari	276 (-12)	Matthew Fitzpatrick - 278 (-10)	\$1,638,000	Bay Hill Club & Lodge, Orlando, FL (72/7,454)
3/18/18	\$8,900,000	Rory McIlroy	270 (-18)	Bryson DeChambeau - 273 (-15)	\$1,602,000	Bay Hill Club & Lodge, Orlando, FL (72/7,419)
3/19/17	\$8,700,000	Marc Leishman	277 (-11)	Charley Hoffman - 278 (-10) Kevin Kisner - 278 (-10)	\$1,566,000	Bay Hill Club & Lodge, Orlando, FL (72/7,419)
<b>Arnold Palmer Invitational presented by MasterCard</b>						
3/20/16	\$6,300,000	Jason Day	271 (-17)	Kevin Chappell - 272 (-16)	\$1,134,000	Bay Hill Club & Lodge, Orlando, FL (72/7,419)
3/22/15	\$6,300,000	Matt Every	269 (-19)	Henrik Stenson - 270 (-18)	\$1,134,000	Bay Hill Club & Lodge, Orlando, FL (72/7,419)
3/23/14	\$6,200,000	Matt Every	275 (-13)	Keegan Bradley - 276 (-12)	\$1,116,000	Bay Hill Club & Lodge, Orlando, FL (72/7,419)
3/24/13	\$6,200,000	Tiger Woods	275 (-13)	Justin Rose - 277 (-11)	\$1,116,000	Bay Hill Club & Lodge, Orlando, FL (72/7,419)
3/25/12	\$6,000,000	Tiger Woods	275 (-13)	Graeme McDowell - 280 (-8)	\$1,080,000	Bay Hill Club & Lodge, Orlando, FL (72/7,419)
3/27/11	\$6,000,000	Martin Laird	280 (-8)	Steve Marino - 281 (-7)	\$1,080,000	Bay Hill Club & Lodge, Orlando, FL (72/7,419)
3/28/10	\$6,000,000	Ernie Els	277 (-11)	Edoardo Molinari - 279 (-9) Kevin Na - 279 (-9)	\$1,080,000	Bay Hill Club & Lodge, Orlando, FL (72/7,353)
3/29/09	\$6,000,000	Tiger Woods	275 (-5)	Sean O'Hair - 276 (-4)	\$1,080,000	Bay Hill Club & Lodge, Orlando, FL (70/7,167)
3/16/08	\$5,800,000	Tiger Woods	270 (-10)	Bart Bryant - 271 (-9)	\$1,044,000	Bay Hill Club & Lodge, Orlando, FL (70/7,162)
3/18/07	\$5,500,000	Vijay Singh	272 (-8)	Rocco Mediate - 274 (-6)	\$990,000	Bay Hill Club & Lodge, Orlando, FL (70/7,137)
<b>Bay Hill Invitational Presented by MasterCard</b>						
3/19/06	\$5,500,000	Rod Pampling	274 (-14)	Greg Owen - 275 (-13)	\$990,000	Bay Hill Club & Lodge, Orlando, FL (72/7,267)
3/20/05	\$5,500,000	Kenny Perry	276 (-12)	Vijay Singh - 278 (-10) Graeme McDowell - 278 (-10)	\$900,000	Bay Hill Club & Lodge, Orlando, FL (72/7,267)
3/21/04	\$5,000,000	Chad Campbell	270 (-18)	Stuart Appleby - 276 (-12)	\$900,000	Bay Hill Club & Lodge, Orlando, FL (72/7,267)
<b>Bay Hill Invitational presented by Cooper Tires</b>						
3/23/03	\$4,500,000	Tiger Woods	269 (-19)	Brad Faxon - 280 (-8) Kenny Perry - 280 (-8) Kirk Triplett - 280 (-8) Stewart Cink - 280 (-8)	\$810,000	Bay Hill Club & Lodge, Orlando, FL (72/7,239)
3/17/02	\$4,000,000	Tiger Woods	275 (-13)	Michael Campbell - 279 (-9)	\$720,000	Bay Hill Club & Lodge, Orlando, FL (72/7,239)
<b>Bay Hill Invitational</b>						
3/18/01	\$3,500,000	Tiger Woods	273 (-15)	Phil Mickelson - 274 (-14)	\$630,000	Bay Hill Club & Lodge, Orlando, FL (72/7,239)
3/19/00	\$3,000,000	Tiger Woods	270 (-18)	Davis Love III - 274 (-14)	\$540,000	Bay Hill Club & Lodge, Orlando, FL (72/7,239)
3/21/99	\$2,500,000	Tim Herron *	274 (-14)	Tom Lehman - 274 (-14)	\$450,000	Bay Hill Club & Lodge, Orlando, FL (72/7,196)
3/22/98	\$2,000,000	Ernie Els	274 (-14)	Bob Estes - 278 (-10) Jeff Maggert - 278 (-10)	\$360,000	Bay Hill Club & Lodge, Orlando, FL (72/7,196)
3/23/97	\$1,500,000	Phil Mickelson	272 (-16)	Stuart Appleby - 275 (-13)	\$270,000	Bay Hill Club & Lodge, Orlando, FL (72/7,207)
3/17/96	\$1,200,000	Paul Goydos	275 (-13)	Jeff Maggert - 276 (-12)	\$216,000	Bay Hill Club & Lodge, Orlando, FL (72/7,114)
<b>Nestle Invitational</b>						
3/19/95	\$1,200,000	Loren Roberts	272 (-16)	Brad Faxon - 274 (-14)	\$216,000	Bay Hill Club & Lodge, Orlando, FL (72/7,114)
3/20/94	\$1,200,000	Loren Roberts	275 (-13)	Nick Price - 276 (-12) Fuzzy Zoeller - 276 (-12) Vijay Singh - 276 (-12)	\$216,000	Bay Hill Club & Lodge, Orlando, FL (72/7,114)
3/21/93	\$1,000,000	Ben Crenshaw	280 (-8)	Davis Love III - 282 (-6) Rocco Mediate - 282 (-6) Vijay Singh - 282 (-6)	\$180,000	Bay Hill Club & Lodge, Orlando, FL (72/7,114)
3/22/92	\$1,000,000	Fred Couples	269 (-19)	Gene Sauers - 278 (-10)	\$180,000	Bay Hill Club & Lodge, Orlando, FL (72/7,114)
3/17/91	\$1,000,000	Andrew Magee	203 (-13)	Tom Sieckmann - 205 (-11)	\$180,000	Bay Hill Club & Lodge, Orlando, FL (72/7,114)
3/25/90	\$900,000	Robert Gamez	274 (-14)	Greg Norman - 275 (-13)	\$162,000	Bay Hill Club & Lodge, Orlando, FL (72/7,114)
3/12/89	\$800,000	Tom Kite *	278 (-6)	Davis Love III - 278 (-6)	\$144,000	Bay Hill Club & Lodge, Orlando, FL (71/7,103)
<b>Hertz Bay Hill Classic</b>						
3/20/88	\$750,000	Paul Azinger	271 (-13)	Tom Kite - 276 (-8)	\$135,000	Bay Hill Club & Lodge, Orlando, FL (71/7,103)
3/15/87	\$600,000	Payne Stewart	264 (-20)	David Frost - 267 (-17)	\$108,000	Bay Hill Club & Lodge, Orlando, FL (71/7,103)
3/16/86	\$500,000	Dan Forsman	202 (-11)	Raymond Floyd - 203 (-10) Mike Hulbert - 203 (-10)	\$90,000	Bay Hill Club & Lodge, Orlando, FL (71/7,103)
3/10/85	\$500,000	Fuzzy Zoeller	275 (-9)	Tom Watson - 277 (-7)	\$90,000	Bay Hill Club & Lodge, Orlando, FL (71/7,103)
<b>Bay Hill Classic</b>						
3/18/84	\$400,000	Gary Koch *	272 (-12)	George Burns - 272 (-12)	\$72,000	Bay Hill Club & Lodge, Orlando, FL (71/7,103)
3/13/83	\$350,000	Mike Nicolette *	283 (-1)	Greg Norman - 283 (-1)	\$63,000	Bay Hill Club & Lodge, Orlando, FL (71/7,103)
3/7/82	\$300,000	Tom Kite *	278 (-6)	Jack Nicklaus - 278 (-6) Denis Watson - 278 (-6)	\$54,000	Bay Hill Club & Lodge, Orlando, FL (71/7,103)
3/1/81	\$300,000	Andy Bean	266 (-18)	Tom Watson - 273 (-11)	\$54,000	Bay Hill Club & Lodge, Orlando, FL (71/7,103)
3/2/80	\$300,000	Dave Eichelberger	279 (-5)	Leonard Thompson - 282 (-2)	\$54,000	Bay Hill Club & Lodge, Orlando, FL (71/7,103)
<b>Bay Hill Citrus Classic</b>						
3/4/79	\$250,000	Bob Byman *	278 (-6)	John Schroeder - 278 (-6)	\$45,000	Bay Hill Club & Lodge, Orlando, FL (71/7,013)
<b>Florida Citrus Open</b>						
3/6/78	\$200,000	Mac McLendon	271 (-17)	David Graham - 273 (-15)	\$40,000	Rio Pinar CC, Orlando, FL (72/7,012)
3/7/77	\$200,000	Gary Koch	274 (-14)	Joe Inman - 276 (-12) Dale Hayes - 276 (-12)	\$40,000	Rio Pinar CC, Orlando, FL (72/7,012)
3/7/76	\$200,000	Hale Irwin *	270 (-18)	Kermit Zarley - 270 (-18)	\$40,000	Rio Pinar CC, Orlando, FL (72/7,012)
3/9/75	\$200,000	Lee Trevino	276 (-12)	Hale Irwin - 277 (-11)	\$40,000	Rio Pinar CC, Orlando, FL (72/7,012)
3/3/74	\$150,000	Jerry Heard	273 (-15)	Homero Blancas - 276 (-12) Jim Jamieson - 276 (-12)	\$30,000	Rio Pinar CC, Orlando, FL (72/7,012)
3/4/73	\$150,000	Bud Allin	265 (-23)	Charles Coody - 273 (-15)	\$30,000	Rio Pinar CC, Orlando, FL (72/7,012)
3/12/72	\$150,000	Jerry Heard	276 (-12)	Bobby Mitchell - 278 (-10)	\$30,000	Rio Pinar CC, Orlando, FL (72/7,012)
<b>Florida Citrus Invitational</b>						
3/14/71	\$150,000	Arnold Palmer	270 (-18)	Julius Boros - 271 (-17)	\$30,000	Rio Pinar CC, Orlando, FL (72/7,012)
3/8/70	\$150,000	Bob Lunn	271 (-17)	Arnold Palmer - 272 (-16) Bob Stanton - 272 (-16)	\$30,000	Rio Pinar CC, Orlando, FL (72/7,012)
<b>Florida Citrus Open Invitational</b>						
3/9/69	\$115,000	Ken Still	278 (-10)	Miller Barber - 279 (-9)	\$23,000	Rio Pinar CC, Orlando, FL (72/7,012)
3/17/68	\$115,000	Dan Sikes	274 (-14)	Tom Weiskopf - 275 (-13)	\$23,000	Rio Pinar CC, Orlando, FL (72/7,012)
3/12/67	\$115,000	Julius Boros	274 (-14)	George Knudson - 275 (-13) Arnold Palmer - 275 (-13)	\$23,000	Rio Pinar CC, Orlando, FL (72/7,012)
3/20/66	\$110,000	Lionel Hebert	279 (-9)	Charles Coody - 281 (-7) Jack Nicklaus - 281 (-7) Dick Lytle - 281 (-7)	\$21,000	Rio Pinar CC, Orlando, FL (72/7,012)

\* indicates playoff

# THE PLAYERS Championship

Ponte Vedra Beach, Florida • March 14-17, 2019

TPC Sawgrass

Par/Yards: 36-36--72 | 7,189



PGA TOUR event 23 of 49

FedExCup Points (first): 600

Purse: \$12,500,000



## Winner: Rory McIlroy

FedExCup Points: 600

67-65-70-70 272 (-16) | \$2,250,000

## Leaders

### Round 1

Tommy Fleetwood	65 (-7)
Keegan Bradley	65 (-7)
Brian Harman	66 (-6)
Byeong Hun An	66 (-6)
Vaughn Taylor	67 (-5)
Ryan Moore	67 (-5)
<b>Rory McIlroy</b>	67 (-5)

### Round 2

<b>Rory McIlroy</b>	132 (-12)
Tommy Fleetwood	132 (-12)
Jim Furyk	135 (-9)
Ian Poulter	135 (-9)
Brian Harman	135 (-9)
Abraham Ancer	135 (-9)

### Round 3

Jon Rahm	201 (-15)
<b>Rory McIlroy</b>	202 (-14)
Tommy Fleetwood	202 (-14)
Jason Day	204 (-12)
Abraham Ancer	205 (-11)

## Order of Finish (cut: 36 HOLES: 80 professionals at -1 (143) or better. 54 HOLES: 73 professionals at E (216) or better.)

Pos	Player	Scores	Total	FedExCup Points	Earnings	Pos	Player	Scores	Total	FedExCup Points	Earnings	Pos	Player	Scores	Total	FedExCup Points	Earnings
1	Rory McIlroy	67 65 70 70	272 (-16)	600	\$2,250,000	T47	Patrick Reed	69 69 69 78	285 (-3)	9	\$31,389	CUT	Aaron Wise	71 74	145 (+1)	--	--
2	Jim Furyk	71 64 71 67	273 (-15)	330	\$1,350,000	T47	Bud Cauley	69 70 76 70	285 (-3)	9	\$31,389	CUT	Sam Ryder	74 71	145 (+1)	--	--
T3	Jhonattan Vegas	72 69 67 66	274 (-14)	180	\$725,000	T47	Andrew Landry	73 68 73 71	285 (-3)	9	\$31,389	CUT	Dominic Bozzelli	74 71	145 (+1)	--	--
T3	Eddie Pepperell	72 68 68 66	274 (-14)	--	\$725,000	T47	Jason Kokrak	73 68 74 70	285 (-3)	9	\$31,389	CUT	Chesson Hadley	76 70	146 (+2)	--	--
T5	Brandt Snedeker	69 72 65 69	275 (-13)	110	\$456,250	T47	Rickie Fowler	74 67 68 76	285 (-3)	9	\$31,389	CUT	Patrick Cantlay	75 71	146 (+2)	--	--
T5	Tommy Fleetwood	65 67 70 73	275 (-13)	110	\$456,250	T47	Sung Kang	73 66 74 72	285 (-3)	9	\$31,389	CUT	Harris English	70 76	146 (+2)	--	--
T5	Dustin Johnson	69 68 69 69	275 (-13)	110	\$456,250	T56	Luke List	69 68 75 74	286 (-2)	5	\$27,250	CUT	Brian Stuard	75 71	146 (+2)	--	--
T8	Hideki Matsuyama	71 72 66 67	276 (-12)	85	\$350,000	T56	Bubba Watson	72 71 70 73	286 (-2)	5	\$27,250	CUT	Ryan Armour	72 74	146 (+2)	--	--
T8	Brian Harman	66 69 71 70	276 (-12)	85	\$350,000	T56	Scott Piercy	74 68 72 72	286 (-2)	5	\$27,250	CUT	Alex Cejka	73 73	146 (+2)	--	--
T8	Jason Day	70 66 68 72	276 (-12)	85	\$350,000	T56	Louis Oosthuizen	73 70 73 70	286 (-2)	5	\$27,250	CUT	Alex Noren	70 76	146 (+2)	--	--
T8	Justin Rose	74 66 68 68	276 (-12)	85	\$350,000	T56	Ian Poulter	69 66 75 76	286 (-2)	5	\$27,250	CUT	Martin Laird	76 70	146 (+2)	--	--
T12	Adam Scott	70 69 68 70	277 (-11)	66	\$253,125	T56	Francesco Molinari	72 70 72 72	286 (-2)	5	\$27,250	CUT	Ryan Blum	71 75	146 (+2)	--	--
T12	Joel Dahmen	69 71 67 70	277 (-11)	66	\$253,125	T56	Brian Gay	76 67 68 75	286 (-2)	5	\$27,250	CUT	Stewart Cink	77 70	147 (+3)	--	--
T12	Abraham Ancer	69 66 70 72	277 (-11)	66	\$253,125	T56	Chris Kirk	74 69 72 71	286 (-2)	5	\$27,250	CUT	Peter Uihlein	72 75	147 (+3)	--	--
T12	Jon Rahm	69 68 64 76	277 (-11)	66	\$253,125	T56	Cameron Smith	72 70 73 71	286 (-2)	5	\$27,250	CUT	Shane Lowry	73 74	147 (+3)	--	--
T16	Ollie Schniederjans	71 70 65 72	278 (-10)	56	\$193,750	T56	Brooks Koepka	72 71 73 70	286 (-2)	5	\$27,250	CUT	Talor Gooch	72 75	147 (+3)	--	--
T16	Keegan Bradley	65 73 68 72	278 (-10)	56	\$193,750	T56	Si Woo Kim	73 68 72 73	286 (-2)	5	\$27,250	CUT	Austin Cook	72 75	147 (+3)	--	--
T16	Webb Simpson	70 70 70 68	278 (-10)	56	\$193,750	T67	Daniel Berger	75 68 70 74	287 (-1)	4	\$25,500	CUT	Tyrell Hattton	74 74	148 (+4)	--	--
T16	Nick Taylor	73 69 69 67	278 (-10)	56	\$193,750	T67	Scott Langley	69 72 75 71	287 (-1)	4	\$25,500	CUT	Kevin Tway	76 72	148 (+4)	--	--
T20	Ryan Moore	67 74 69 69	279 (-9)	50	\$156,250	T67	Jimmy Walker	75 68 73 71	287 (-1)	4	\$25,500	CUT	Scott Brown	75 73	148 (+4)	--	--
T20	Bryson DeChambeau	70 69 69 71	279 (-9)	50	\$156,250	70	Michael Thompson	69 71 72 76	288 (E)	3	\$25,000	CUT	Sam Saunders	75 73	148 (+4)	--	--
T22	J.T. Poston	68 69 73 70	280 (-8)	43	\$125,000	71	Martin Kaymer	71 69 73 78	291 (+3)	3	\$24,750	CUT	Danny Willett	75 73	148 (+4)	--	--
T22	Sergio Garcia	69 70 74 67	280 (-8)	43	\$125,000	T72	Branden Grace	73 70 72 77	292 (+4)	3	\$24,375	CUT	Phil Mickelson	74 74	148 (+4)	--	--
T22	Kevin Kisner	68 68 71 73	280 (-8)	43	\$125,000	T72	Cheng Tsung Pan	72 70 74 76	292 (+4)	3	\$24,375	CUT	Aaron Baddeley	75 73	148 (+4)	--	--
T22	Tony Finau	69 71 68 72	280 (-8)	43	\$125,000	T74	Anirban Lahiri	70 71 76	217 (+1)	3	\$23,750	CUT	Ted Potter, Jr.	74 74	148 (+4)	--	--
T26	Billy Horschel	69 70 73 69	281 (-7)	36	\$94,375	T74	Jason Dufner	70 73 74	217 (+1)	3	\$23,750	CUT	Lucas Glover	76 72	148 (+4)	--	--
T26	Emiliano Grillo	70 72 73 66	281 (-7)	36	\$94,375	T74	Tyler Duncan	70 71 76	217 (+1)	3	\$23,750	CUT	Charl Schwartzel	75 74	149 (+5)	--	--
T26	Byeong Hun An	66 71 73 71	281 (-7)	36	\$94,375	77	Patrick Rodgers	72 70 76	218 (+2)	3	\$23,250	CUT	Vijay Singh	73 76	149 (+5)	--	--
T26	Matt Kuchar	69 70 72 70	281 (-7)	36	\$94,375	78	Kevin Na	71 70 78	219 (+3)	2	\$23,000	CUT	Bronson Burgoon	73 76	149 (+5)	--	--
T30	Tiger Woods	70 71 72 69	282 (-6)	28	\$77,625	T79	Patton Kizzire	71 70 79	220 (+4)	2	\$22,625	CUT	Satoshi Kodaira	74 76	150 (+6)	--	--
T30	Lucas Bjerregaard	70 70 70 72	282 (-6)	--	\$77,625	T79	Adam Long	71 72 77	220 (+4)	2	\$22,625	CUT	John Huh	74 76	150 (+6)	--	--
T30	Gary Woodland	72 69 73 68	282 (-6)	28	\$77,625	CUT	Haotong Li	69 75	144 (E)	--	--	CUT	Grayson Murray	72 78	150 (+6)	--	--
T30	Matt Wallace	69 73 70 70	282 (-6)	--	\$77,625	CUT	Beau Hossler	70 74	144 (E)	--	--	CUT	Zach Johnson	73 77	150 (+6)	--	--
T30	Tom Hoge	69 71 70 72	282 (-6)	28	\$77,625	CUT	Sungjae Im	73 71	144 (E)	--	--	CUT	Brandon Harkins	69 81	150 (+6)	--	--
T35	Brice Garnett	71 69 73 70	283 (-5)	21	\$60,313	CUT	Trey Mullinax	69 75	144 (E)	--	--	CUT	Harold Varner III	74 76	150 (+6)	--	--
T35	Justin Thomas	71 72 70 70	283 (-5)	21	\$60,313	CUT	Xander Schauffele	70 74	144 (E)	--	--	CUT	Andrew Putnam	76 75	151 (+7)	--	--
T35	Russell Knox	70 68 73 72	283 (-5)	21	\$60,313	CUT	Brendan Steele	68 76	144 (E)	--	--	CUT	Adam Hadwin	76 75	151 (+7)	--	--
T35	Charles Howell III	69 70 75 69	283 (-5)	21	\$60,313	CUT	Troy Merritt	71 73	144 (E)	--	--	CUT	Danny Lee	75 77	152 (+8)	--	--
T35	Rory Sabbatini	68 69 74 72	283 (-5)	21	\$60,313	CUT	Kyle Stanley	68 76	144 (E)	--	--	CUT	Paul Casey	78 74	152 (+8)	--	--
T35	Seamus Power	74 67 73 69	283 (-5)	21	\$60,313	CUT	Scott Stallings	71 73	144 (E)	--	--	CUT	Charley Hoffman	75 77	152 (+8)	--	--
T41	Vaughn Taylor	67 70 71 76	284 (-4)	14	\$45,000	CUT	Kevin Streelman	73 71	144 (E)	--	--	CUT	Michael Kim	74 78	152 (+8)	--	--
T41	Thorbjorn Olesen	70 69 76 69	284 (-4)	--	\$45,000	CUT	Marc Leishman	71 73	144 (E)	--	--	CUT	Rafa Cabrera Bello	77 76	153 (+9)	--	--
T41	Martin Trainer	73 69 72 70	284 (-4)	14	\$45,000	CUT	Nick Watney	70 75	145 (+1)	--	--	CUT	Kiradech Aphibarnrat	84 69	153 (+9)	--	--
T41	Corey Connors	72 70 68 74	284 (-4)	14	\$45,000	CUT	J.B. Holmes	73 72	145 (+1)	--	--	W/D	J.J. Spaun	76	76 (+4)	--	--
T41	Denny McCarthy	69 72 72 71	284 (-4)	14	\$45,000	CUT	Chez Reavie	71 74	145 (+1)	--	--	W/D	Cameron Champ	78	78 (+6)	--	--
T41	Matthew Fitzpatrick	70 71 72 71	284 (-4)	--	\$45,000	CUT	Ryan Palmer	71 74	145 (+1)	--	--						
T47	Richy Werenski	72 71 68 74	285 (-3)	9	\$31,389	CUT	Henrik Stenson	75 70	145 (+1)	--	--						
T47	Keith Mitchell	71 65 75 74	285 (-3)	9	\$31,389	CUT	Russell Henley	73 72	145 (+1)	--	--						
T47	Kelly Kraft	73 70 71 71	285 (-3)	9	\$31,389	CUT	Jordan Spieth	76 69	145 (+1)	--	--						

## Notes

Rory McIlroy won his 15th career PGA TOUR title at THE PLAYERS Championship, his first TOUR win in nearly a year. After starting the final round one shot off the lead, won by one shot over 48-year-old Jim Furyk, marking his eighth come-from-behind victory in a stroke-play event, in his 156th career start at the age of 29 years, 10 months, 14 days.

Rory McIlroy joined Tiger Woods and Henrik Stenson as players to win at least one FedExCup, THE PLAYERS, a major and a World Golf Championships event.

As the 15th international winner of THE PLAYERS, Rory McIlroy became the first player from Northern Ireland to win the event.

TPC Sawgrass marked the third Pete Dye-designed course Rory McIlroy won a PGA TOUR event on, including The Ocean Course at Kiawah Island (2012 PGA Championship) and 2012 BMW Championship (Crooked Stick Golf Club).

In the final round, Jim Furyk birdied Nos. 10-11 and 16 and 18 to close with a 67, good for a solo-second. With a win, he would have surpassed Funk as the oldest champion in tournament history.

After beginning the final round seven strokes back, England's Eddie Pepperell recorded five birdies on his closing nine to finish T3, the best performance among 22 first-time participants in the 2019 field.

Jhonattan Vegas (T3) made tournament history, recording the longest putt made on No. 17 with a 69-foot, 7-inch birdie putt.

THE PLAYERS Championship 2019 marked the first time since 2006 the tournament was played in March. There were 24 players in the 2019 field who competed in March, including winners Tiger Woods (2001, 2013) and Adam Scott (2004).

**WEATHER: Thursday:** Partly cloudy. High of 76. Wind SE 12-22 mph. Due to darkness, play was suspended at 7:52 p.m. ET with one player (Anirban Lahiri) remaining on the course. The first round was completed at 8:56 a.m. ET **Friday:** Partly cloudy. High of 80. Wind S 10-18 mph. **Saturday:** Mostly cloudy. High of 66. Wind N 10-20 mph. **Sunday:** Cloudy with intermittent showers. High of 59. Wind N 8-22 mph.

## Tournament Record: 264

Greg Norman (1994)

## TPC Sawgrass: 63

Webb Simpson (2018), Brooks Koepka (2018), Jason Day (2016), Colt Knost (2016), Martin Kaymer (2014), Roberto Castro (2013), Greg Norman (1994), Fred Couples (1992)

## Tournament History

End Date	Purse	Winner	Score	Runner-Up	Earnings	Location (Par/Yards)
<b>THE PLAYERS Championship</b>						
3/17/19	\$12,500,000	Rory McIlroy	272 (-16)	Jim Furyk - 273 (-15)	\$2,250,000	TPC Sawgrass, Ponte Vedra Beach, FL (72/7,189)
5/13/18	\$11,000,000	Webb Simpson	270 (-18)	Jimmy Walker - 274 (-14) Charl Schwartzel - 274 (-14) Xander Schauffele - 274 (-14)	\$1,980,000	TPC Sawgrass, Ponte Vedra Beach, FL (72/7,189)
5/14/17	\$10,500,000	Si Woo Kim	278 (-10)	Ian Poulter - 281 (-7) Louis Oosthuizen - 281 (-7)	\$1,890,000	TPC Sawgrass, Ponte Vedra Beach, FL (72/7,215)
5/15/16	\$10,500,000	Jason Day	273 (-15)	Kevin Chappell - 277 (-11)	\$1,890,000	TPC Sawgrass, Ponte Vedra Beach, FL (72/7,215)
5/10/15	\$10,000,000	Rickie Fowler *	276 (-12)	Sergio Garcia - 276 (-12) Kevin Kisner - 276 (-12)	\$1,800,000	TPC Sawgrass, Ponte Vedra Beach, FL (72/7,215)
5/11/14	\$10,000,000	Martin Kaymer	275 (-13)	Jim Furyk - 276 (-12)	\$1,800,000	TPC Sawgrass, Ponte Vedra Beach, FL (72/7,215)
5/12/13	\$9,500,000	Tiger Woods	275 (-13)	Jeff Maggert - 277 (-11) Kevin Streelman - 277 (-11) David Lingmerth - 277 (-11)	\$1,710,000	TPC Sawgrass, Ponte Vedra Beach, FL (72/7,215)
5/13/12	\$9,500,000	Matt Kuchar	275 (-13)	Ben Curtis - 277 (-11) Zach Johnson - 277 (-11) Martin Laird - 277 (-11) Rickie Fowler - 277 (-11)	\$1,710,000	TPC Sawgrass, Ponte Vedra Beach, FL (72/7,215)
5/15/11	\$9,500,000	K.J. Choi *	275 (-13)	David Toms - 275 (-13)	\$1,710,000	TPC Sawgrass, Ponte Vedra Beach, FL (72/7,215)
5/9/10	\$9,500,000	Tim Clark	272 (-16)	Robert Allenby - 273 (-15)	\$1,710,000	TPC Sawgrass, Ponte Vedra Beach, FL (72/7,215)
5/10/09	\$9,500,000	Henrik Stenson	276 (-12)	Ian Poulter - 280 (-8)	\$1,710,000	TPC Sawgrass, Ponte Vedra Beach, FL (72/7,215)
5/11/08	\$9,500,000	Sergio Garcia *	283 (-5)	Paul Goydos - 283 (-5)	\$1,710,000	TPC Sawgrass, Ponte Vedra Beach, FL (72/7,215)
5/13/07	\$9,000,000	Phil Mickelson	277 (-11)	Sergio Garcia - 279 (-9)	\$1,620,000	TPC Sawgrass, Ponte Vedra Beach, FL (72/7,215)
3/26/06	\$8,000,000	Stephen Ames	274 (-14)	Retief Goosen - 280 (-8)	\$1,440,000	TPC Sawgrass, Ponte Vedra Beach, FL (72/7,098)
3/27/05	\$8,000,000	Fred Funk	279 (-9)	Tom Lehman - 280 (-8) Scott Verplank - 280 (-8) Luke Donald - 280 (-8)	\$1,440,000	TPC Sawgrass, Ponte Vedra Beach, FL (72/7,093)
3/28/04	\$8,000,000	Adam Scott	276 (-12)	Padraig Harrington - 277 (-11)	\$1,440,000	TPC Sawgrass, Ponte Vedra Beach, FL (72/7,093)
3/30/03	\$6,500,000	Davis Love III	271 (-17)	Jay Haas - 277 (-11) Padraig Harrington - 277 (-11)	\$1,170,000	TPC Sawgrass, Ponte Vedra Beach, FL (72/7,093)
3/24/02	\$6,000,000	Craig Perks	280 (-8)	Stephen Ames - 282 (-6)	\$1,080,000	TPC Sawgrass, Ponte Vedra Beach, FL (72/7,093)
3/25/01	\$6,000,000	Tiger Woods	274 (-14)	Vijay Singh - 275 (-13)	\$1,080,000	TPC Sawgrass, Ponte Vedra Beach, FL (72/7,093)
3/26/00	\$6,000,000	Hal Sutton	278 (-10)	Tiger Woods - 279 (-9)	\$1,080,000	TPC Sawgrass, Ponte Vedra Beach, FL (72/7,093)
3/28/99	\$5,000,000	David Duval	285 (-3)	Scott Gump - 287 (-1)	\$900,000	TPC Sawgrass, Ponte Vedra Beach, FL (72/6,950)
3/29/98	\$4,000,000	Justin Leonard	278 (-10)	Tom Lehman - 280 (-8) Glen Day - 280 (-8)	\$720,000	TPC Sawgrass, Ponte Vedra Beach, FL (72/6,950)
3/30/97	\$3,500,000	Steve Elkington	272 (-12)	Scott Hoch - 279 (-9)	\$630,000	TPC Sawgrass, Ponte Vedra Beach, FL (72/6,896)
3/31/96	\$3,500,000	Fred Couples	270 (-18)	Tommy Tolles - 274 (-14) Colin Montgomerie - 274 (-14)	\$630,000	TPC Sawgrass, Ponte Vedra Beach, FL (72/6,896)
3/26/95	\$3,000,000	Lee Janzen	283 (-5)	Bernhard Langer - 284 (-4)	\$540,000	TPC Sawgrass, Ponte Vedra Beach, FL (72/6,896)
3/27/94	\$2,500,000	Greg Norman	264 (-24)	Fuzzy Zoeller - 268 (-20)	\$450,000	TPC Sawgrass, Ponte Vedra Beach, FL (72/6,896)
3/28/93	\$2,500,000	Nick Price	270 (-18)	Bernhard Langer - 275 (-13)	\$450,000	TPC Sawgrass, Ponte Vedra Beach, FL (72/6,896)
3/29/92	\$1,800,000	Davis Love III	273 (-15)	Ian Baker-Finch - 277 (-11) Phil Blackmar - 277 (-11) Nick Faldo - 277 (-11) Tom Watson - 277 (-11)	\$324,000	TPC Sawgrass, Ponte Vedra Beach, FL (72/6,896)
3/31/91	\$1,600,000	Steve Elkington	276 (-12)	Fuzzy Zoeller - 277 (-11)	\$288,000	TPC Sawgrass, Ponte Vedra Beach, FL (72/6,896)
3/18/90	\$1,500,000	Jodie Mudd	278 (-10)	Mark Calcavecchia - 279 (-9)	\$270,000	TPC Sawgrass, Ponte Vedra Beach, FL (72/6,896)
3/19/89	\$1,350,000	Tom Kite	279 (-9)	Chip Beck - 280 (-8)	\$243,000	TPC Sawgrass, Ponte Vedra Beach, FL (72/6,857)
3/27/88	\$1,250,000	Mark McCumber	273 (-15)	Mike Reid - 277 (-11)	\$225,000	TPC Sawgrass, Ponte Vedra Beach, FL (72/6,857)
<b>Tournament Players Championship</b>						
3/29/87	\$1,000,000	Sandy Lyle *	274 (-14)	Jeff Sluman - 274 (-14)	\$180,000	TPC Sawgrass, Ponte Vedra Beach, FL (72/6,857)
3/30/86	\$900,000	John Mahaffey	275 (-13)	Larry Mize - 276 (-12)	\$162,000	TPC Sawgrass, Ponte Vedra Beach, FL (72/6,857)
3/31/85	\$900,000	Calvin Peete	274 (-14)	D.A. Weirbring - 277 (-11)	\$162,000	TPC Sawgrass, Ponte Vedra Beach, FL (72/6,857)
4/1/84	\$800,000	Fred Couples	277 (-11)	Lee Trevino - 278 (-10)	\$144,000	TPC Sawgrass, Ponte Vedra Beach, FL (72/6,857)
3/27/83	\$700,000	Hal Sutton	283 (-5)	Bob Eastwood - 284 (-4)	\$126,000	TPC Sawgrass, Ponte Vedra Beach, FL (72/6,857)
3/21/82	\$500,000	Jerry Pate	280 (-8)	Brad Bryant - 282 (-6) Scott Simpson - 282 (-6)	\$90,000	TPC Sawgrass, Ponte Vedra Beach, FL (72/6,857)
3/22/81	\$435,620	Raymond Floyd *	285 (-3)	Barry Jaeckel - 285 (-3) Curtis Strange - 285 (-3)	\$72,000	Sawgrass CC, Ponte Vedra Beach, FL (72/7,174)
3/23/80	\$440,000	Lee Trevino	278 (-10)	Ben Crenshaw - 279 (-9)	\$72,000	Sawgrass CC, Ponte Vedra Beach, FL (72/7,174)
3/25/79	\$437,292	Lanny Wadkins	283 (3)	Tom Watson - 288 (8)	\$72,000	Sawgrass CC, Ponte Vedra Beach, FL (70/7,160)
3/19/78	\$344,270	Jack Nicklaus	289 (9)	Lou Graham - 290 (10)	\$60,000	Sawgrass CC, Ponte Vedra Beach, FL (70/7,160)
3/20/77	\$300,000	Mark Hayes	289 (9)	Mike McCullough - 291 (11)	\$60,000	Sawgrass CC, Ponte Vedra Beach, FL (70/7,160)
3/1/76	\$300,000	Jack Nicklaus	269 (-19)	J.C. Snead - 272 (-16)	\$60,000	Inverrary G&CC (East), Lauderhill, FL (72/7,160)
8/24/75	\$250,000	Al Geiberger	270 (-10)	Dave Stockton - 273 (-7)	\$50,000	Colonial CC, Fort Worth, TX (70/7,160)
9/2/74	\$250,000	Jack Nicklaus	272 (-16)	J.C. Snead - 274 (-14)	\$50,000	Atlanta CC, (72/6,883)

\* indicates playoff

# Valspar Championship

Palm Harbor, Florida • March 21-24, 2019

Innisbrook Resort (Copperhead)

Par/Yards: 36-35--71 | 7,340



PGA TOUR event 24 of 49  
FedExCup Points (first): 500  
Purse: \$6,700,000



**Winner: Paul Casey**

FedExCup Points: 500  
70-66-68-72 276 (-8) | \$1,206,000

## Leaders

### Round 1

Joel Dahmen	66 (-5)
Sepp Straka	66 (-5)
Luke Donald	67 (-4)
Kevin Kisner	67 (-4)
Russell Knox	67 (-4)
<b>Paul Casey</b>	70 (-1)

### Round 2

<b>Paul Casey</b>	136 (-6)
Austin Cook	136 (-6)
Luke Donald	137 (-5)
Scott Stallings	137 (-5)
Sungjae Im	137 (-5)

### Round 3

<b>Paul Casey</b>	204 (-9)
Dustin Johnson	205 (-8)
Jason Kokrak	206 (-7)
Luke Donald	207 (-6)
Scott Stallings	207 (-6)

## Order of Finish (cut: 36 HOLES: 70 professionals at +1 (143) or better.)

Pos	Player	Scores	Total	FedExCup Points	Earnings	Pos	Player	Scores	Total	FedExCup Points	Earnings	Pos	Player	Scores	Total	FedExCup Points	Earnings
1	Paul Casey	70 66 68 72	276 (-8)	500	\$1,206,000	T46	Kelly Kraft	69 72 75 71	287 (+3)	9	\$17,655	CUT	Freddie Jacobson	73 73	146 (+4)	--	--
T2	Louis Oosthuizen	70 72 66 69	277 (-7)	245	\$589,600	T46	Kramer Hickok	71 68 73 75	287 (+3)	9	\$17,655	CUT	Rod Pampling	73 73	146 (+4)	--	--
T2	Jason Kokrak	69 71 66 71	277 (-7)	245	\$589,600	T46	Hank Lebioda	69 73 74 71	287 (+3)	9	\$17,655	CUT	Cameron Tringale	72 74	146 (+4)	--	--
T4	Bubba Watson	69 71 70 68	278 (-6)	123	\$294,800	T54	Roberto Diaz	69 72 74 73	288 (+4)	6	\$15,209	CUT	Jason Dufner	71 75	146 (+4)	--	--
T4	Sungjae Im	70 67 71 70	278 (-6)	123	\$294,800	T54	Trey Mullinax	71 72 77 68	288 (+4)	6	\$15,209	CUT	Cody Gribble	71 75	146 (+4)	--	--
T6	Ryan Armour	70 72 68 69	279 (-5)	92	\$224,450	T54	Sergio Garcia	71 72 72 73	288 (+4)	6	\$15,209	CUT	Michael Kim	70 76	146 (+4)	--	--
T6	Dustin Johnson	69 69 67 74	279 (-5)	92	\$224,450	T54	Harris English	75 68 67 78	288 (+4)	6	\$15,209	CUT	J.T. Poston	73 73	146 (+4)	--	--
T6	Jon Rahm	71 68 72 68	279 (-5)	92	\$224,450	T54	Danny Lee	72 71 73 72	288 (+4)	6	\$15,209	CUT (A)	Akshay Bhatia	74 72	146 (+4)	--	--
T9	Denny McCarthy	68 74 69 69	280 (-4)	73	\$174,200	T54	Ryan Blaum	73 67 76 72	288 (+4)	6	\$15,209	CUT	Seth Reeves	75 72	147 (+5)	--	--
T9	Austin Cook	69 67 72 72	280 (-4)	73	\$174,200	T60	Roger Sloan	70 72 70 77	289 (+5)	5	\$14,472	CUT	Kyle Jones	74 73	147 (+5)	--	--
T9	Scott Stallings	69 68 70 73	280 (-4)	73	\$174,200	T60	Patton Kizzire	70 71 76 72	289 (+5)	5	\$14,472	CUT	Hunter Mahan	72 75	147 (+5)	--	--
T9	Luke Donald	67 70 70 73	280 (-4)	73	\$174,200	T60	Alex Cejka	71 70 77 71	289 (+5)	5	\$14,472	CUT	Brian Davis	76 71	147 (+5)	--	--
T13	Lucas Glover	72 67 72 70	281 (-3)	55	\$121,940	T60	Brandon Harkins	73 69 74 73	289 (+5)	5	\$14,472	CUT	Kevin Streelman	75 72	147 (+5)	--	--
T13	Matt Jones	73 68 68 72	281 (-3)	55	\$121,940	T60	Peter Malnati	69 74 72 74	289 (+5)	5	\$14,472	CUT	Chris Kirk	76 71	147 (+5)	--	--
T13	Bill Haas	72 70 69 70	281 (-3)	55	\$121,940	T65	Chesson Hadley	74 69 70 77	290 (+6)	4	\$13,936	CUT	Jim Herman	73 74	147 (+5)	--	--
T13	Curtis Luck	70 68 70 73	281 (-3)	55	\$121,940	T65	Harold Varner III	69 74 75 72	290 (+6)	4	\$13,936	CUT	Grayson Murray	72 75	147 (+5)	--	--
T13	Mackenzie Hughes	70 72 68 71	281 (-3)	55	\$121,940	T65	Peter Uihlein	72 71 73 74	290 (+6)	4	\$13,936	CUT	Hudson Swafford	72 76	148 (+6)	--	--
T18	Jim Furyk	69 71 68 74	282 (-2)	44	\$84,420	T68	Roberto Castro	68 71 73 81	293 (+9)	3	\$13,601	CUT	Carlos Ortiz	73 75	148 (+6)	--	--
T18	Charley Hoffman	69 74 69 70	282 (-2)	44	\$84,420	T68	Chris Stroud	72 71 74 76	293 (+9)	3	\$13,601	CUT	Webb Simpson	73 75	148 (+6)	--	--
T18	Vaughn Taylor	74 69 71 68	282 (-2)	44	\$84,420	70	Morgan Hoffmann	73 70 77 75	295 (+11)	3	\$13,400	CUT	Scott Brown	76 72	148 (+6)	--	--
T18	Rory Sabbatini	70 69 73 70	282 (-2)	44	\$84,420	CUT	Bud Cauley	70 74	144 (+2)	--	--	CUT	Cameron Davis	75 73	148 (+6)	--	--
T18	Sung Kang	71 71 72 68	282 (-2)	44	\$84,420	CUT	Kevin Tway	74 70	144 (+2)	--	--	CUT	Beau Hossler	75 73	148 (+6)	--	--
T18	Brian Stuard	68 72 69 73	282 (-2)	44	\$84,420	CUT	Michael Thompson	74 70	144 (+2)	--	--	CUT	Patrick Rodgers	73 75	148 (+6)	--	--
T24	Russell Knox	67 76 67 73	283 (-1)	33	\$54,270	CUT	Adam Hadwin	73 71	144 (+2)	--	--	CUT	Tom Hoge	73 75	148 (+6)	--	--
T24	Kevin Kisner	67 75 72 69	283 (-1)	33	\$54,270	CUT	Ryan Moore	72 72	144 (+2)	--	--	CUT	Stephan Jaeger	73 76	149 (+7)	--	--
T24	Henrik Stenson	70 73 69 71	283 (-1)	33	\$54,270	CUT	Seamus Power	74 70	144 (+2)	--	--	CUT	Adam Svensson	76 73	149 (+7)	--	--
T24	Zach Johnson	71 72 70 70	283 (-1)	33	\$54,270	CUT	Chase Wright	74 70	144 (+2)	--	--	CUT	Joey Garber	74 75	149 (+7)	--	--
T24	Nick Taylor	71 70 67 75	283 (-1)	33	\$54,270	CUT	Dylan Meyer	73 71	144 (+2)	--	--	CUT	Brandon Hagy	73 76	149 (+7)	--	--
T24	Julian Etlain	69 73 71 70	283 (-1)	33	\$54,270	CUT	Steve Stricker	73 71	144 (+2)	--	--	CUT	Brendan Steele	76 73	149 (+7)	--	--
T30	Billy Hurley III	74 69 71 70	284 (E)	24	\$39,817	CUT	Stewart Cink	70 74	144 (+2)	--	--	CUT	Tyrell Hatten	69 81	150 (+8)	--	--
T30	Rafa Cabrera Bello	71 71 71 71	284 (E)	24	\$39,817	CUT	Sam Ryder	74 70	144 (+2)	--	--	CUT	Max Homa	78 72	150 (+8)	--	--
T30	Brandt Snedeker	70 70 73 71	284 (E)	24	\$39,817	CUT	Ben Silverman	71 73	144 (+2)	--	--	CUT	José de Jesús Rodríguez	76 75	151 (+9)	--	--
T30	Anirban Lahiri	70 71 75 68	284 (E)	24	\$39,817	CUT	Tyler Duncan	78 66	144 (+2)	--	--	CUT	Sangmoon Bae	74 77	151 (+9)	--	--
T30	Shawn Stefani	68 71 72 72	284 (E)	24	\$39,817	CUT	Ollie Schniederjans	70 74	144 (+2)	--	--	CUT	Ted Potter, Jr.	76 75	151 (+9)	--	--
T30	Joel Dahmen	66 72 76 70	284 (E)	24	\$39,817	CUT	Richy Werenski	74 70	144 (+2)	--	--	CUT	Sebastián Muñoz	79 73	152 (+10)	--	--
T30	Sam Burns	69 74 67 74	284 (E)	24	\$39,817	CUT	Adam Schenk	75 69	144 (+2)	--	--	CUT	David Hearn	75 77	152 (+10)	--	--
T37	Joaquin Niemann	69 73 70 73	285 (+1)	17	\$30,150	CUT	Robert Streb	72 73	145 (+3)	--	--	CUT	Patrick Reed	77 75	152 (+10)	--	--
T37	Satoshi Kodaira	70 71 72 72	285 (+1)	17	\$30,150	CUT	K.J. Choi	72 73	145 (+3)	--	--	CUT	Martin Trainer	77 75	152 (+10)	--	--
T37	Nick Watney	71 72 69 73	285 (+1)	17	\$30,150	CUT	Charl Schwartzel	71 74	145 (+3)	--	--	CUT	Scott Langley	74 79	153 (+11)	--	--
T37	Dylan Frittelli	72 71 67 75	285 (+1)	17	\$30,150	CUT	Chez Reavie	72 73	145 (+3)	--	--	CUT	Brice Garnett	78 75	153 (+11)	--	--
T37	Wyndham Clark	71 70 72 72	285 (+1)	17	\$30,150	CUT	Kenny Perry	73 72	145 (+3)	--	--	CUT	Rod Perry	78 76	154 (+12)	--	--
T42	Jonas Blixt	74 69 72 71	286 (+2)	13	\$24,120	CUT	John Senden	74 71	145 (+3)	--	--	CUT	Jim Knous	80 74	154 (+12)	--	--
T42	Cheng Tsung Pan	71 70 71 74	286 (+2)	13	\$24,120	CUT	D.A. Points	73 72	145 (+3)	--	--	CUT	Austin Connolly	79 77	156 (+14)	--	--
T42	Danny Willett	69 71 74 72	286 (+2)	13	\$24,120	CUT	Jason Day	74 71	145 (+3)	--	--	W/D	Kyoung-Hoon Lee	79	79 (+8)	--	--
T42	Russell Henley	69 72 71 74	286 (+2)	13	\$24,120	CUT	Gary Woodland	74 71	145 (+3)	--	--						
T46	Andrew Landry	72 71 76 68	287 (+3)	9	\$17,655	CUT	Keegan Bradley	68 77	145 (+3)	--	--						
T46	Sam Saunders	71 69 73 74	287 (+3)	9	\$17,655	CUT	Brian Harman	74 72	146 (+4)	--	--						
T46	Sepp Straka	66 76 69 76	287 (+3)	9	\$17,655	CUT	Branden Grace	71 75	146 (+4)	--	--						
T46	Graeme McDowell	71 72 70 74	287 (+3)	9	\$17,655	CUT	Alex Prugh	74 72	146 (+4)	--	--						
T46	Brian Gay	73 69 69 76	287 (+3)	9	\$17,655	CUT	Ryan Vermeer	74 72	146 (+4)	--	--						

## Notes

Paul Casey became the first player to win the Valspar Championship in back-to-back seasons, recording a score of 8-under 276 to defeat Jason Kokrak and Louis Oosthuizen by one stroke. The victory was the third of Casey's PGA TOUR career in his 250th start at the age of 41 years, 8 months, 3 days.

Prior to Paul Casey's successful title defense at the Valspar Championship, the most recent player to go back-to-back at a PGA TOUR event was Brooks Koepka at the U.S. Open in 2017 and 2018.

Paul Casey was the third consecutive European winner on TOUR (Francesco Molinari/Arnold Palmer Invitational presented by Mastercard, Rory McIlroy/THE PLAYERS Championship, Casey/Valspar Championship). Europeans had not won on TOUR in three consecutive weeks since 2012 (McIlroy/The Honda Classic, Justin Rose/World Golf Championships-Mexico Championship, Luke Donald/Valspar Championship).

With a T2, Jason Kokrak collected his second consecutive and third career top-10 at the event. Kokrak's third-round 66, which tied the low round of the week, included an ace at the par-3 15th, the second hole-in-one of his PGA TOUR career. The tie for second represented his third career runner-up result on TOUR (2012 Safeway Open, 2016 Genesis Open, 2019 Valspar Championship).

Louis Oosthuizen tied Jason Kokrak for second, finishing one shot back of champion Paul Casey. The T2 was Oosthuizen's second top-10 at the event in his seventh start and eighth runner-up on the PGA TOUR (most recent: 2017 THE PLAYERS Championship).

Playing in the final group in the final round with eventual champion Paul Casey, Dustin Johnson shot a 74 to finish T6. The closing 74 snapped a career-long streak of 14 consecutive scores in the 60s and was Johnson's first round without a birdie since the 2017 World Golf Championships-HSBC Champions (R4). Johnson was making his third start at the event and first since 2010.

In his PGA TOUR debut, 17-year-old Akshay Bhatia missed the cut at 4-over.

After 36 holes, the co-leaders were at 6-under and the cut was made at 1-over. The seven-shot difference between the lead and the cut was the smallest on the PGA TOUR since the 2017 Wells Fargo Championship (7).

**WEATHER: Thursday:** Sunny. High of 71. Wind WNW 15-20 mph. **Friday:** Sunny. High of 70. Wind NW 6-12 mph. **Saturday:** Sunny. High of 75. Wind ENE 5-10 mph. **Sunday:** Sunny. High of 77. Wind E 5-10 mph.

## Tournament Record: 266

Vijay Singh (2004)

## Innisbrook Resort (Copperhead): 61

Padraig Harrington (2012)

## Tournament History

End Date	Purse	Winner	Score	Runner-Up	Earnings	Location (Par/Yards)
<b>Valspar Championship</b>						
3/24/19	\$6,700,000	Paul Casey	276 (-8)	Louis Oosthuizen - 277 (-7) Jason Kokrak - 277 (-7)	\$1,206,000	Innisbrook Resort (Copperhead), Palm Harbor, FL (71/7,340)
3/11/18	\$6,500,000	Paul Casey	274 (-10)	Tiger Woods - 275 (-9) Patrick Reed - 275 (-9)	\$1,170,000	Innisbrook Resort (Copperhead), Palm Harbor, FL (71/7,340)
3/12/17	\$6,300,000	Adam Hadwin	270 (-14)	Patrick Cantlay - 271 (-13)	\$1,134,000	Innisbrook Resort (Copperhead), Palm Harbor, FL (71/7,340)
3/13/16	\$6,100,000	Charl Schwartzel *	277 (-7)	Bill Haas - 277 (-7)	\$1,098,000	Innisbrook Resort (Copperhead), Palm Harbor, FL (71/7,340)
3/15/15	\$5,900,000	Jordan Spieth *	274 (-10)	Sean O'Hair - 274 (-10) Patrick Reed - 274 (-10)	\$1,062,000	Innisbrook Resort (Copperhead), Palm Harbor, FL (71/7,340)
3/16/14	\$5,700,000	John Senden	277 (-7)	Kevin Na - 278 (-6)	\$1,026,000	Innisbrook Resort (Copperhead), Palm Harbor, FL (71/7,340)
<b>Tampa Bay Championship presented by EverBank</b>						
3/17/13	\$5,500,000	Kevin Streelman	274 (-10)	Boo Weekley - 276 (-8)	\$990,000	Innisbrook Resort (Copperhead), Palm Harbor, FL (71/7,340)
<b>Transitions Championship</b>						
3/18/12	\$5,500,000	Luke Donald *	271 (-13)	Jim Furyk - 271 (-13) Robert Garrigus - 271 (-13) Sangmoon Bae - 271 (-13)	\$990,000	Innisbrook Resort (Copperhead), Palm Harbor, FL (71/7,340)
3/20/11	\$5,500,000	Gary Woodland	269 (-15)	Webb Simpson - 270 (-14)	\$990,000	Innisbrook Resort (Copperhead), Palm Harbor, FL (71/7,332)
3/21/10	\$5,400,000	Jim Furyk	271 (-13)	K.J. Choi - 272 (-12)	\$972,000	Innisbrook Resort (Copperhead), Palm Harbor, FL (71/7,340)
3/22/09	\$5,400,000	Retief Goosen	276 (-8)	Brett Quigley - 277 (-7) Charles Howell III - 277 (-7)	\$972,000	Innisbrook Resort (Copperhead), Palm Harbor, FL (71/7,340)
<b>PODS Championship</b>						
3/9/08	\$5,300,000	Sean O'Hair	280 (-4)	Billy Mayfair - 282 (-2) Stewart Cink - 282 (-2) John Senden - 282 (-2) Ryuji Imada - 282 (-2) George McNeill - 282 (-2) Troy Matteson - 282 (-2)	\$954,000	Innisbrook Resort (Copperhead), Palm Harbor, FL (71/7,340)
3/11/07	\$5,300,000	Mark Calcavecchia	274 (-10)	John Senden - 275 (-9) Heath Slocum - 275 (-9)	\$954,000	Innisbrook Resort (Copperhead), Palm Harbor, FL (71/7,340)
<b>Chrysler Championship</b>						
10/29/06	\$5,300,000	K.J. Choi	271 (-13)	Paul Goydos - 275 (-9) Brett Wetterich - 275 (-9)	\$954,000	Westin Innisbrook (Copperhead), Palm Harbor, FL (71/7,340)
10/30/05	\$5,300,000	Carl Pettersson	275 (-9)	Chad Campbell - 276 (-8)	\$954,000	Westin Innisbrook (Copperhead), Palm Harbor, FL (71/7,340)
10/31/04	\$5,000,000	Vijay Singh	266 (-18)	Tommy Armour III - 271 (-13) Jesper Parnevik - 271 (-13)	\$900,000	Westin Innisbrook (Copperhead), Palm Harbor, FL (71/7,340)
11/2/03	\$4,800,000	Retief Goosen	272 (-12)	Vijay Singh - 275 (-9)	\$864,000	Westin Innisbrook (Copperhead), Palm Harbor, FL (71/7,315)
<b>Tampa Bay Classic presented by Buick</b>						
9/22/02	\$2,600,000	K.J. Choi	267 (-17)	Glen Day - 274 (-10)	\$468,000	Westin Innisbrook (Copperhead), Palm Harbor, FL (71/7,295)
<b>Tampa Bay Classic</b>						
10/22/00	\$2,400,000	John Huston	271 (-13)	Carl Paulson - 274 (-10)	\$432,000	Westin Innisbrook (Copperhead), Palm Harbor, FL (71/7,295)

\* indicates playoff

# World Golf Championships-Dell Technologies Match Play

Austin, Texas • March 27-31, 2019

Austin Country Club

Par/Yards: 35-36--71 | 7,108



**Winner: Kevin Kisner**

**FedExCup Points:** 550 | \$1,745,000

**DELL**  
Technologies  
**MATCH PLAY**

PGA TOUR event 25 of 49  
**FedExCup Points (first):** 550  
**Purse:** \$10,250,000

## Order of Finish

Round	Players	Result	Round	Players	Result	Round	Players	Result	
Championship	Kevin Kisner def. Matt Kuchar	3 and 2	Round 3	Tyrell Hatton def. Lee Westwood	3 and 1	Round 2	Webb Simpson and Satoshi Kodaira	Tied	
Consolation	Francesco Molinari def. Lucas Bjerregaard	4 and 2		Rafa Cabrera Bello def. Xander Schauffele	1-up		Francesco Molinari def. Thorbjørn Olesen	4 and 3	
Semifinals	Kevin Kisner def. Francesco Molinari	1-up		Justin Harding def. Luke List	2-up		Abraham Ancer def. Cameron Smith	3 and 2	
Quarterfinals	Matt Kuchar def. Lucas Bjerregaard	1-up		Rory McIlroy def. Matthew Fitzpatrick	4 and 2		Charles Howell III and Paul Casey	Tied	
	Francesco Molinari def. Kevin Na	6 and 5		Aaron Wise def. Brandt Snedeker	6 and 4	Round 1	Branden Grace def. Hideki Matsuyama	4 and 3	
	Kevin Kisner def. Louis Oosthuizen	2 and 1		Tiger Woods def. Patrick Cantlay	4 and 2		Dustin Johnson def. Chez Reavie	4 and 3	
Matt Kuchar def. Sergio Garcia	2-up		Lucas Bjerregaard def. Matt Wallace	1-up	Sergio Garcia def. Shane Lowry		4 and 2		
Round of 16	Lucas Bjerregaard def. Tiger Woods	1-up		Keegan Bradley and Justin Thomas	Tied		Andrew Putnam def. Patrick Reed	3 and 2	
	Kevin Na def. Justin Rose	2-up		Henrik Stenson def. Jim Furyk	5 and 4		Matt Kuchar def. J.B. Holmes	3 and 1	
	Francesco Molinari def. Paul Casey	5 and 4		Phil Mickelson def. Jason Day	2-up		Jon Rahm def. Si Woo Kim	7 and 5	
	Kevin Kisner def. Haotong Li	6 and 5	Round 2	Alex Noren def. Tom Lewis	4 and 2		Tyrell Hatton def. Rafa Cabrera Bello	4 and 3	
	Louis Oosthuizen def. Marc Leishman	2 and 1			Haotong Li def. Brooks Koepka	1-up		Xander Schauffele def. Lee Westwood	1-up
	Sergio Garcia def. Branden Grace	1-up			Keith Mitchell def. Ian Poulter	1-up		Justin Harding def. Matthew Fitzpatrick	1-up
	Matt Kuchar def. Tyrell Hatton	4 and 3		Kevin Kisner def. Tony Finau	2-up		Rory McIlroy def. Luke List	5 and 4	
	Tiger Woods def. Rory McIlroy	2 and 1		Marc Leishman def. Russell Knox	2-up		Brandt Snedeker and Patrick Cantlay	Tied	
Round 3	Lucas Bjerregaard def. Henrik Stenson	3 and 2		Kiradech Aphibarnrat def. Bryson DeChambeau	2 and 1		Tiger Woods def. Aaron Wise	3 and 1	
	Emiliano Grillo def. Eddie Pepperell	4 and 3		Louis Oosthuizen def. Byeong Hun An	1-up		Matt Wallace def. Keegan Bradley	1-up	
	Justin Rose def. Gary Woodland	1-up		Kyle Stanley and Tommy Fleetwood	Tied		Lucas Bjerregaard def. Justin Thomas	3 and 2	
	Kevin Na def. Billy Horschel	3 and 1		Chez Reavie and Hideki Matsuyama	Tied		Henrik Stenson def. Phil Mickelson	2 and 1	
	Bubba Watson def. Jordan Spieth	1-up		Branden Grace def. Dustin Johnson	1-up		Jim Furyk def. Jason Day	2-up	
	Satoshi Kodaira def. Thorbjørn Olesen	3 and 1		Sergio Garcia def. Andrew Putnam	5 and 4		Gary Woodland def. Eddie Pepperell	2 and 1	
	Francesco Molinari def. Webb Simpson	2 and 1		Shane Lowry and Patrick Reed	Tied		Justin Rose def. Emiliano Grillo	2 and 1	
	Abraham Ancer def. Charles Howell III	5 and 3		Matt Kuchar def. Si Woo Kim	6 and 4		Billy Horschel and Jordan Spieth	Tied	
	Paul Casey def. Cameron Smith	4 and 3		J.B. Holmes def. Jon Rahm	2 and 1		Kevin Na def. Bubba Watson	1-up	
	Tom Lewis def. Haotong Li	1-up		Lee Westwood and Rafa Cabrera Bello	Tied		Torbjørn Olesen def. Webb Simpson	2 and 1	
	Alex Noren def. Brooks Koepka	3 and 2		Tyrell Hatton and Xander Schauffele	Tied		Francesco Molinari def. Satoshi Kodaira	5 and 4	
	Kevin Kisner def. Keith Mitchell	2 and 1		Luke List def. Matthew Fitzpatrick	2 and 1		Charles Howell III def. Cameron Smith	2 and 1	
	Ian Poulter def. Tony Finau	1-up		Rory McIlroy def. Justin Harding	3 and 2		Paul Casey def. Abraham Ancer	5 and 3	
	Russell Knox def. Kiradech Aphibarnrat	2-up		Patrick Cantlay def. Aaron Wise	4 and 2		Haotong Li def. Alex Noren	5 and 4	
	Marc Leishman def. Bryson DeChambeau	5 and 4		Brandt Snedeker def. Tiger Woods	2 and 1		Tom Lewis and Brooks Koepka	Tied	
	Byeong Hun An def. Kyle Stanley	6 and 5		Keegan Bradley and Lucas Bjerregaard	Tied		Ian Poulter def. Kevin Kisner	2-up	
	Louis Oosthuizen def. Tommy Fleetwood	4 and 3		Justin Thomas def. Matt Wallace	3 and 1		Tony Finau def. Keith Mitchell	2 and 1	
	Branden Grace def. Chez Reavie	2 and 1		Jim Furyk def. Phil Mickelson	1-up		Marc Leishman def. Kiradech Aphibarnrat	2-up	
	Hideki Matsuyama def. Dustin Johnson	3 and 2		Henrik Stenson def. Jason Day	4 and 3		Bryson DeChambeau def. Russell Knox	3 and 1	
	Shane Lowry def. Andrew Putnam	3 and 2		Gary Woodland def. Emiliano Grillo	1-up		Kyle Stanley def. Louis Oosthuizen	3 and 2	
	Patrick Reed def. Sergio Garcia	2 and 1		Justin Rose and Eddie Pepperell	Tied		Tommy Fleetwood def. Byeong Hun An	3 and 2	
	J.B. Holmes def. Si Woo Kim	6 and 4		Jordan Spieth def. Kevin Na	3 and 2				
	Matt Kuchar and Jon Rahm	Tied		Billy Horschel def. Bubba Watson	2 and 1				

## Notes

After losing the Championship Match a year earlier to Bubba Watson, Kevin Kisner defeated Matt Kuchar, 3 and 2, in the final match at the World Golf Championships-Dell Technologies Match Play for his first career World Golf Championships title and third PGA TOUR victory in his 196th start at the age of 35 years, 1 month, 16 days. As the fifth player to play in the Championship Match in back-to-back years, became the first runner-up to win the following season. In the opening match, Kevin Kisner lost to Ian Poulter, 2-up, becoming the first player in tournament history to lose his opening match and go on to win the title.

Playing in the Championship Match for the second time in his career, 2013 winner Matt Kuchar finished runner-up as he sought to become the first player in his 40s to win the WGC-Dell Technologies Match Play.

Italy's Francesco Molinari defeated Denmark's Lucas Bjerregaard in the Consolation Match, 4 and 2, to finish alone in third place. At No. 7, Molinari was the highest seed to advance to the Quarterfinals.

In his eighth career PGA TOUR start, Lucas Bjerregaard gained worldwide attention for eliminating Tiger Woods in the Quarterfinals, 1-up.

Tiger Woods made his first start in the event since 2013, competing in the state of Texas for the first time since 2005. The three-time winner of the Dell Technologies Match Play advanced to the Quarterfinals for the first time since 2008, his most recent victory in the event.

Going head-to-head for the first time in match play on the PGA TOUR, Tiger Woods eliminated Rory McIlroy with a 2-and-1 victory in the Quarterfinals.

Of the top 16 seeds, five players advanced to the Round of 16: Justin Rose (2), Rory McIlroy (4), Francesco Molinari (7), Paul Casey (10) and Tiger Woods (13).

Five players went undefeated in Group Play matches: Branden Grace, Marc Leishman, Rory McIlroy, Francesco Molinari and Henrik Stenson.

For the third consecutive year, and fourth time in the last five years, the defending champion failed to advance out of Group Play.

**WEATHER: Wednesday:** Partly cloudy. High of 79. Wind SSE 10-20 mph. **Thursday:** Mostly cloudy. High of 78. Wind SSE 12-25 mph. **Friday:** Mostly cloudy and breezy. High of 80. Wind S 12-22 mph. **Saturday:** Partly cloudy and breezy. High of 60. Wind N 15-25 mph. **Sunday:** Mostly cloudy. Mostly cloudy. High of 59. Wind NNE 8-16 mph.

## Tournament History

End Date	Purse	Winner	Score	Runner-Up	Earnings	Location (Par/Yards)
<b>World Golf Championships-Dell Technologies Match Play</b>						
3/31/19	\$10,250,000	Kevin Kisner	0 (-293)	Matt Kuchar - 0 (-322)	\$1,745,000	Austin Country Club, Austin, TX (71/7,108)
3/25/18	\$10,000,000	Bubba Watson	0 (-318)	Kevin Kisner - 0 (-319)	\$1,700,000	Austin Country Club, Austin, TX (71/7,108)
3/26/17	\$9,750,000	Dustin Johnson	0 (-335)	Jon Rahm - 0 (-339)	\$1,660,000	Austin Country Club, Austin, TX (71/7,073)
<b>World Golf Championships-Dell Match Play</b>						
3/27/16	\$9,500,000	Jason Day	0 (-375)	Louis Oosthuizen - 0 (-314)	\$1,620,000	Austin Country Club, Austin, TX (71/7,073)
<b>World Golf Championships-Cadillac Match Play</b>						
5/3/15	\$9,250,000	Rory McIlroy	0 (-300)	Gary Woodland - 0 (-297)	\$1,570,000	TPC Harding Park, San Francisco, CA (71/7,127)
<b>World Golf Championships-Accenture Match Play Championship</b>						
2/23/14	\$9,000,000	Jason Day	0 (-432)	Victor Dubuisson - 0 (-432)	\$1,530,000	The GC at Dove Mountain, Marana, AZ (72/7,791)
2/24/13	\$8,750,000	Matt Kuchar	0 (-432)	Hunter Mahan - 0 (-432)	\$1,500,000	The GC at Dove Mountain, Marana, AZ (72/7,791)
2/26/12	\$8,500,000	Hunter Mahan	0 (-432)	Rory McIlroy - 0 (-432)	\$1,400,000	Ritz-Carlton GC, Dove Mountain, Marana, AZ (72/7,791)
2/27/11	\$8,500,000	Luke Donald	0 (-432)	Martin Kaymer - 0 (-432)	\$1,400,000	Ritz-Carlton GC, Dove Mountain, Marana, AZ (72/7,791)
2/21/10	\$8,500,000	Ian Poulter	0 (-432)	Paul Casey - 0 (-432)	\$1,400,000	Ritz-Carlton GC, Dove Mountain, Marana, AZ (72/7,849)
3/1/09	\$8,500,000	Geoff Ogilvy	0 (-432)	Paul Casey - 0 (-432)	\$1,400,000	Ritz-Carlton GC, Dove Mountain, Marana, AZ (72/7,849)
2/24/08	\$8,000,000	Tiger Woods	0 (-432)	Stewart Cink - 0 (-432)	\$1,350,000	The Gallery at Dove Mountain, Marana, AZ (72/7,413)
2/25/07	\$8,000,000	Henrik Stenson	0 (-432)	Geoff Ogilvy - 0 (-432)	\$1,350,000	The Gallery at Dove Mountain, Marana, AZ (72/7,466)
2/26/06	\$7,500,000	Geoff Ogilvy	0 (-432)	Davis Love III - 0 (-432)	\$1,300,000	La Costa Resort and Spa, Carlsbad, CA (72/7,277)
2/27/05	\$7,500,000	David Toms	0 (-432)	Chris DiMarco - 0 (-432)	\$1,300,000	La Costa Resort and Spa, Carlsbad, CA (72/7,277)
2/29/04	\$7,000,000	Tiger Woods	0 (-432)	Davis Love III - 0 (-432)	\$1,200,000	La Costa Resort and Spa, Carlsbad, CA (72/7,247)
3/2/03	\$6,000,000	Tiger Woods	0 (-432)	David Toms - 0 (-432)	\$1,050,000	La Costa Resort and Spa, Carlsbad, CA (72/7,247)
2/24/02	\$5,500,000	Kevin Sutherland	0 (-432)	Scott McCarron - 0 (-432)	\$1,000,000	La Costa Resort and Spa, Carlsbad, CA (72/7,022)
1/7/01	\$5,000,000	Steve Stricker	0 (-432)	Pierre Fulke - 0 (-432)	\$1,000,000	The Metropolitan Club, (72/7,066)
2/27/00	\$5,000,000	Darren Clarke	0 (-432)	Tiger Woods - 0 (-432)	\$1,000,000	La Costa Resort and Spa, Carlsbad, CA (72/7,022)
2/28/99	\$5,000,000	Jeff Maggert	0 (-432)	Andrew Magee - 0 (-432)	\$1,000,000	La Costa Resort and Spa, Carlsbad, CA (72/7,022)

\* indicates playoff

# Corales Puntacana Resort & Club Championship

Punta Cana, Dominican Republic • March 28-31, 2019

Corales Golf Club

Par/Yards: 36-36--72 | 7,670



PGA TOUR event 26 of 49  
FedExCup Points (first): 300  
Purse: \$3,000,000



**Winner: Graeme McDowell**

FedExCup Points: 300

73-64-64-69 270 (-18) | \$540,000

## Leaders

### Round 1

Matt Jones	66 (-6)
Joel Dahmen	66 (-6)
Paul Dunne	66 (-6)
Sungjae Im	67 (-5)
6 tied at position	68 (-4)
<b>Graeme McDowell</b>	<b>73 (+1)</b>

### Round 2

Sungjae Im	134 (-10)
Aaron Baddeley	135 (-9)
George McNeill	135 (-9)
Jonathan Byrd	135 (-9)
Paul Dunne	135 (-9)
<b>Graeme McDowell</b>	<b>137 (-7)</b>

### Round 3

<b>Graeme McDowell</b>	<b>201 (-15)</b>
Chris Stroud	202 (-14)
Aaron Baddeley	203 (-13)
Sungjae Im	203 (-13)
Mackenzie Hughes	205 (-11)
Kelly Kraft	205 (-11)
Paul Dunne	205 (-11)
Sepp Straka	205 (-11)

## Order of Finish (cut: 36 HOLES: 74 professionals at -2 (142) or better.)

Pos	Player	Scores	Total	FedExCup Points	Earnings	Pos	Player	Scores	Total	FedExCup Points	Earnings	Pos	Player	Scores	Total	FedExCup Points	Earnings
1	Graeme McDowell	73 64 64 69	270 (-18)	300	\$540,000	T44	Shawn Stefani	74 67 70 71	282 (-6)	6	\$8,670	CUT	Matt Every	70 75	145 (+1)	--	--
T2	Chris Stroud	70 68 64 69	271 (-17)	135	\$264,000	T44	Charlie Beljan	70 69 72 71	282 (-6)	6	\$8,670	CUT	Tommy Gainey	73 72	145 (+1)	--	--
T2	Mackenzie Hughes	69 70 66 66	271 (-17)	135	\$264,000	T44	Wes Roach	71 71 68 72	282 (-6)	6	\$8,670	CUT	Nicholas Lindheim	74 71	145 (+1)	--	--
4	Jonathan Byrd	68 67 71 66	272 (-16)	80	\$144,000	T44	Roberto Diaz	68 74 67 73	282 (-6)	6	\$8,670	CUT	Hudson Swafford	74 71	145 (+1)	--	--
T5	Kelly Kraft	70 67 68 68	273 (-15)	63	\$114,000	T44	Brandon Harkins	73 69 69 71	282 (-6)	6	\$8,670	CUT	Adam Svensson	73 72	145 (+1)	--	--
T5	Chip McDaniel	72 67 71 63	273 (-15)	--	\$114,000	T52	Cameron Tringale	72 69 70 72	283 (-5)	4	\$6,926	CUT	Cameron Davis	74 71	145 (+1)	--	--
T7	Sungjae Im	67 67 69 71	274 (-14)	50	\$93,500	T52	John Merrick	72 68 71 72	283 (-5)	4	\$6,926	CUT	Sebastián Muñoz	73 72	145 (+1)	--	--
T7	George McNeill	70 65 71 68	274 (-14)	50	\$93,500	T52	Hunter Mahan	74 68 72 69	283 (-5)	4	\$6,926	CUT (A)	Juan Cayro Delgado	73 72	145 (+1)	--	--
T7	Aaron Baddeley	68 67 68 71	274 (-14)	50	\$93,500	T52	Chris Couch	70 72 70 71	283 (-5)	4	\$6,926	CUT	Dru Love	72 73	145 (+1)	--	--
T10	D.J. Trahan	69 72 68 66	275 (-13)	39	\$78,000	T52	Joey Garber	71 71 70 71	283 (-5)	4	\$6,926	CUT	Justin Bertsch	75 71	146 (+2)	--	--
T10	Kramer Hickok	71 68 69 67	275 (-13)	39	\$78,000	T52	Curtis Luck	71 71 72 69	283 (-5)	4	\$6,926	CUT	Kyle Jones	70 76	146 (+2)	--	--
T12	Paul Dunne	66 69 70 71	276 (-12)	--	\$57,000	T52	Max Homa	70 70 71 72	283 (-5)	4	\$6,926	CUT	Joaquin Niemann	71 75	146 (+2)	--	--
T12	Sam Burns	68 74 68 66	276 (-12)	31	\$57,000	T59	Tyler Duncan	71 71 70 72	284 (-4)	3	\$6,630	CUT	Hiram Silfa	76 70	146 (+2)	--	--
T12	Ben Silverman	70 68 69 69	276 (-12)	31	\$57,000	T59	Sangmoon Bae	70 68 72 74	284 (-4)	3	\$6,630	CUT	Tim Herron	73 73	146 (+2)	--	--
T12	Joel Dahmen	66 71 72 67	276 (-12)	31	\$57,000	T61	Charl Schwartzel	71 71 72 71	285 (-3)	3	\$6,450	CUT	John Rollins	76 70	146 (+2)	--	--
T12	Grayson Murray	69 69 70 68	276 (-12)	31	\$57,000	T61	Jim Herman	69 70 76 70	285 (-3)	3	\$6,450	CUT	Robert Allenby	75 72	147 (+3)	--	--
T12	Brady Schnell	68 70 69 69	276 (-12)	31	\$57,000	T61	Hank Lebioda	71 71 71 72	285 (-3)	3	\$6,450	CUT	José de Jesús Rodríguez	72 75	147 (+3)	--	--
T18	Dylan Frittelli	71 67 72 67	277 (-11)	28	\$40,500	T61	Trey Mullinax	71 70 69 75	285 (-3)	3	\$6,450	CUT	Anders Albertson	76 71	147 (+3)	--	--
T18	Matt Jones	66 71 73 67	277 (-11)	28	\$40,500	T65	Harris English	71 70 75 70	286 (-2)	2	\$6,270	CUT	Mike Ballo, Jr.	73 75	148 (+4)	--	--
T18	David Hearn	72 70 66 69	277 (-11)	28	\$40,500	T65	Parker McLachlin	69 70 71 76	286 (-2)	2	\$6,270	CUT	Billy Hurley III	74 74	148 (+4)	--	--
T18	Seth Reeves	69 71 68 69	277 (-11)	28	\$40,500	T67	John Senden	73 68 75 71	287 (-1)	2	\$6,150	CUT	Dicky Pride	75 73	148 (+4)	--	--
T22	Jonas Blixt	71 65 70 72	278 (-10)	24	\$30,000	T67	John Chin	71 71 70 75	287 (-1)	2	\$6,150	CUT	Chris Thompson	73 75	148 (+4)	--	--
T22	Peter Uihlein	73 68 67 70	278 (-10)	24	\$30,000	T69	Julio Santos	72 70 73 75	290 (+2)	--	\$5,970	CUT	D.A. Points	74 75	149 (+5)	--	--
T22	David Lipsky	71 71 66 70	278 (-10)	--	\$30,000	T69	Derek Fathauer	73 66 74 77	290 (+2)	2	\$5,970	CUT	Jacob Eggers	76 73	149 (+5)	--	--
T22	Jim Knous	70 68 70 70	278 (-10)	24	\$30,000	T69	Ryan Vermeer	72 70 77 71	290 (+2)	--	\$5,970	CUT (A)	Rhadames Pena	76 73	149 (+5)	--	--
T26	Stephan Jaeger	69 69 72 69	279 (-9)	18	\$21,300	T69	Jason Bohn	76 65 77 72	290 (+2)	2	\$5,970	CUT	Fabián Gómez	78 72	150 (+6)	--	--
T26	Steve Han	71 68 69 71	279 (-9)	--	\$21,300	T73	Chad Campbell	73 69 76 75	293 (+5)	2	\$5,820	CUT	Heath Slocum	75 75	150 (+6)	--	--
T26	Julian Etlain	72 69 66 72	279 (-9)	18	\$21,300	74	Omar Uresti	73 69 79 77	298 (+10)	2	\$5,760	CUT	Andres Romero	75 76	151 (+7)	--	--
T26	Young-Hoon Lee	71 68 67 73	279 (-9)	18	\$21,300	CUT	Brian Davis	70 73	143 (-1)	--	--	CUT	Alex Cejka	74 77	151 (+7)	--	--
T26	Jhonattan Vegas	69 69 69 72	279 (-9)	18	\$21,300	CUT	Ricky Barnes	77 66	143 (-1)	--	--	CUT	Theo Humphrey	75 76	151 (+7)	--	--
T26	Denny McCarthy	69 69 71 70	279 (-9)	18	\$21,300	CUT	J.J. Henry	71 72	143 (-1)	--	--	CUT	Tom Lovelady	81 70	151 (+7)	--	--
T26	Sepp Straka	68 70 67 74	279 (-9)	18	\$21,300	CUT	Johnson Wagner	70 73	143 (-1)	--	--	CUT	Zach Zaback	79 73	152 (+8)	--	--
T33	Adam Schenk	71 68 70 71	280 (-8)	13	\$15,850	CUT	Brian Stuard	71 72	143 (-1)	--	--	CUT	Cameron Beckman	77 75	152 (+8)	--	--
T33	Ben Crane	70 69 68 73	280 (-8)	13	\$15,850	CUT	Roger Sloan	71 72	143 (-1)	--	--	CUT	Jonathan Kaye	76 77	153 (+9)	--	--
T33	Freddie Jacobson	72 67 73 68	280 (-8)	13	\$15,850	CUT	David Lingmerth	69 74	143 (-1)	--	--	CUT (A)	Tony Romo	79 80	159 (+15)	--	--
T33	Daniel Chopra	73 68 70 69	280 (-8)	13	\$15,850	CUT	Robert Streb	75 68	143 (-1)	--	--	CUT	George Riley	85 77	162 (+18)	--	--
T33	Alex Prugh	69 73 68 70	280 (-8)	13	\$15,850	CUT	Rafael Campos	70 73	143 (-1)	--	--	W/D	Eric Axley	75	75 (+3)	--	--
T33	Thomas Detry	72 66 72 70	280 (-8)	--	\$15,850	CUT	Nick Hardy	71 72	143 (-1)	--	--	W/D	David Duval	77	77 (+5)	--	--
T39	Carlos Ortiz	70 68 73 70	281 (-7)	9	\$12,300	CUT	Corey Connors	72 72	144 (E)	--	--	W/D	Brendon de Jonge	78	78 (+6)	--	--
T39	Brendon Todd	70 71 68 72	281 (-7)	9	\$12,300	CUT	Chase Wright	72 72	144 (E)	--	--	W/D	Troy Matteson	84	84 (+12)	--	--
T39	Brice Garnett	71 69 71 70	281 (-7)	9	\$12,300	CUT	Tom Hoge	72 72	144 (E)	--	--						
T39	Rory Sabbatini	69 73 70 69	281 (-7)	9	\$12,300	CUT	Josh Teater	74 70	144 (E)	--	--						
T39	Dominic Bozzelli	74 67 71 69	281 (-7)	9	\$12,300	CUT	Nate Lashley	70 74	144 (E)	--	--						
T44	Tyrone Van Aswegen	70 68 75 69	282 (-6)	6	\$8,670	CUT	Trevor Immelman	73 71	144 (E)	--	--						
T44	Seamus Power	72 68 72 70	282 (-6)	6	\$8,670	CUT	Davis Love III	72 72	144 (E)	--	--						
T44	Martin Piller	70 72 67 73	282 (-6)	6	\$8,670	CUT	Arjun Atwal	74 71	145 (+1)	--	--						

## Notes

Graeme McDowell collected his fourth career PGA TOUR title in his 215th start at the age of 39 years, 8 months, 1 day with a one-stroke win over Mackenzie Hughes and Chris Stroud at the Corales Puntacana Resort & Club Championship. McDowell matched Brice Garnett's winning score from 2018 (the inaugural event) of 18-under 270 with rounds of 73-64-64-69 at the Corales Golf Course.

With the win, Graeme McDowell became the fourth European winner on TOUR in as many weeks (Francesco Molinari / Arnold Palmer Invitational, Rory McIlroy / THE PLAYERS Championship, Paul Casey / Valspar Championship, McDowell / Corales Puntacana Resort & Club Championship), the longest such streak since 1970.

For the first time in four tries, Graeme McDowell converted a 54-hole lead/co-lead to victory on the PGA TOUR (previous results: T33 / 2011 THE PLAYERS, T2 / 2012 U.S. Open, T3 / 2014 WGC-HSBC Champions).

After a first-round 73, Graeme McDowell stood T81, the worst 18-hole position by a winner on the PGA TOUR since Satoshi Kodaira at the RBC Heritage (T82).

Chris Stroud finished T2 in his first start at the event, earning the second runner-up result of his PGA TOUR career. Stroud entered the final round trailing by one after a third-round 64, his first sub-65 score on TOUR since the 2016 Charles Schwab Challenge (64/R3).

Mackenzie Hughes (T2) closed with back-to-back 66s, recording a combined score of 132 or better in the final two rounds for the first time in his PGA TOUR career. Hughes played the par 4s in 10-under, best in the field, and carded 25 birdies, tying his career-high entering the week (2018 RBC Canadian Open).

Monday qualifier Chip McDaniel shot a final-round 63 to tie the low score in the first two years of the event (Brice Garnett / R1 / 2018). With the top-10, McDaniel earned a spot in the field at the following week's Valero Texas Open. The University of Kentucky alumnus was making just his second start on TOUR (T60 / 2018 Barbasol Championship).

Defending champion Brice Garnett finished T39 at 7-under 281.

Former Dallas Cowboys quarterback Tony Romo missed the cut after rounds of 79-80 in his second start on the PGA TOUR.

**WEATHER: Thursday:** Partly cloudy. High of 85. Wind SSE 8-14 mph, with gusts to 20 mph. **Friday:** Cloudy with isolated showers. High of 85. Wind SE 5-10 mph. **Saturday:** Partly cloudy. High of 83. Wind NE 5-10 mph. **Sunday:** Partly cloudy. High of 83. Wind NE 7-14 mph.

## Tournament Record: 270

Graeme McDowell (2019), Brice Garnett (2018)

## Corales Golf Club: 63

Chip McDaniel (2019), Brice Garnett (2018)

## Tournament History

End Date	Purse	Winner	Score	Runner-Up	Earnings	Location (Par/Yards)
<b>Corales Puntacana Resort &amp; Club Championship</b>						
3/31/19	\$3,000,000	Graeme McDowell	270 (-18)	Chris Stroud - 271 (-17) Mackenzie Hughes - 271 (-17)	\$540,000	Corales Golf Club, (72/ 7,670)
3/25/18	\$3,000,000	Brice Gamett	270 (-18)	Keith Mitchell - 274 (-14)	\$540,000	Corales Golf Club, (72/ 7,670)

\* indicates playoff

# Valero Texas Open


San Antonio, Texas • April 4-7, 2019

TPC San Antonio - AT&T Oaks

Par/Yards: 36-36--72 | 7,435



PGA TOUR event 27 of 49  
FedExCup Points (first): 500  
Purse: \$7,500,000



## Winner: Corey Conners

FedExCup Points: 500

69-67-66-66 268 (-20) | \$1,350,000

## Leaders

### Round 1

Si Woo Kim	66 (-6)
Jhonattan Vegas	67 (-5)
Brian Stuard	67 (-5)
Abraham Ancer	67 (-5)
J.T. Poston	67 (-5)
<b>Corey Conners</b>	69 (-3)

### Round 2

Si Woo Kim	132 (-12)
Rickie Fowler	136 (-8)
Kyoung-Hoon Lee	136 (-8)
Jordan Spieth	136 (-8)
Harold Varner III	136 (-8)
<b>Corey Conners</b>	136 (-8)
Adam Schenk	136 (-8)

### Round 3

Si Woo Kim	201 (-15)
<b>Corey Conners</b>	202 (-14)
Charley Hoffman	203 (-13)
Jhonattan Vegas	205 (-11)
Scott Brown	205 (-11)
Kyoung-Hoon Lee	205 (-11)

## Order of Finish (cut: 36 HOLES: 80 professionals at -1 (143) or better. 54 HOLES: 70 professionals at -1 (215) or better.)

Pos	Player	Scores	Total	FedExCup Points	Earnings	Pos	Player	Scores	Total	FedExCup Points	Earnings	Pos	Player	Scores	Total	FedExCup Points	Earnings
1	Corey Conners	69 67 66 66	268 (-20)	500	\$1,350,000	T42	Brendan Steele	70 72 67 74	283 (-5)	11	\$23,040	CUT	Chris Kirk	74 70	144 (E)	--	--
2	Charley Hoffman	71 68 64 67	270 (-18)	300	\$810,000	T42	Abraham Ancer	67 72 71 73	283 (-5)	11	\$23,040	CUT	Roberto Castro	72 72	144 (E)	--	--
3	Ryan Moore	68 70 69 64	271 (-17)	190	\$510,000	T52	Kyle Jones	76 67 71 70	284 (-4)	7	\$17,490	CUT	Kevin Tway	73 71	144 (E)	--	--
T4	Brian Stuard	67 70 70 66	273 (-15)	123	\$330,000	T52	Haotong Li	70 70 73 71	284 (-4)	--	\$17,490	CUT	Andrew Landry	71 74	145 (+1)	--	--
T4	Si Woo Kim	66 66 69 72	273 (-15)	123	\$330,000	T52	Nick Taylor	69 72 71 72	284 (-4)	7	\$17,490	CUT	Shawn Stefani	69 76	145 (+1)	--	--
6	Kevin Streelman	72 69 69 64	274 (-14)	100	\$270,000	T52	Kyle Stanley	70 70 74 70	284 (-4)	7	\$17,490	CUT	Carlos Ortiz	71 74	145 (+1)	--	--
T7	Scott Brown	71 67 67 71	276 (-12)	75	\$203,036	T52	Russell Henley	71 72 70 71	284 (-4)	7	\$17,490	CUT	Peter Uihlein	73 72	145 (+1)	--	--
T7	Danny Lee	68 72 66 70	276 (-12)	75	\$203,036	T57	Ernie Els	71 69 74 71	285 (-3)	5	\$16,725	CUT	Luke Donald	74 71	145 (+1)	--	--
T7	Jason Kokrak	70 73 65 68	276 (-12)	75	\$203,036	T57	Ryan Armour	69 71 75 70	285 (-3)	5	\$16,725	CUT	Stephan Jaeger	70 75	145 (+1)	--	--
T7	Byeong Hun An	69 68 73 66	276 (-12)	75	\$203,036	T57	Josh Teater	69 68 75 73	285 (-3)	5	\$16,725	CUT	Paul Barjon	76 69	145 (+1)	--	--
T7	Matt Kuchar	69 71 67 69	276 (-12)	75	\$203,036	T57	Roberto Diaz	68 71 75 71	285 (-3)	5	\$16,725	CUT	J.J. Henry	74 71	145 (+1)	--	--
T7	Graeme McDowell	69 69 72 66	276 (-12)	75	\$203,036	T61	Richy Werenski	72 71 69 74	286 (-2)	5	\$16,275	CUT	Cameron Davis	74 71	145 (+1)	--	--
T7	Adam Schenk	70 66 70 70	276 (-12)	75	\$203,036	T61	Tony Finau	72 71 70 73	286 (-2)	5	\$16,275	CUT	Daniel Berger	71 75	146 (+2)	--	--
T14	Zack Fischer	71 69 71 66	277 (-11)	--	\$135,000	T63	Joost Luiten	72 69 70 76	287 (-1)	--	\$15,900	CUT	J.J. Spaun	75 71	146 (+2)	--	--
T14	Kucas Glover	72 70 66 69	277 (-11)	55	\$135,000	T63	Robert Streb	72 70 73 72	287 (-1)	4	\$15,900	CUT	George McNeill	72 74	146 (+2)	--	--
T14	Kyung-Hoon Lee	69 67 69 72	277 (-11)	55	\$135,000	T63	Jim Knous	70 67 74 76	287 (-1)	4	\$15,900	CUT	Seamus Power	69 77	146 (+2)	--	--
T17	Rickie Fowler	68 68 73 69	278 (-10)	49	\$112,500	66	Martin Trainer	73 70 72 73	288 (E)	4	\$15,600	CUT	Roger Sloan	72 75	147 (+3)	--	--
T17	Cameron Tringale	69 74 68 67	278 (-10)	49	\$112,500	T67	J.T. Poston	67 74 74 74	289 (+1)	4	\$15,375	CUT	Harris English	72 75	147 (+3)	--	--
T17	Hank Lebioda	68 70 70 70	278 (-10)	49	\$112,500	T67	Morgan Hoffmann	68 75 72 74	289 (+1)	4	\$15,375	CUT	Brady Schnell	75 72	147 (+3)	--	--
T20	Sungjae Im	73 69 68 69	279 (-9)	43	\$90,500	T69	Joel Dahmen	70 73 67 80	290 (+2)	3	\$15,075	CUT	John Senden	74 73	147 (+3)	--	--
T20	Scottie Scheffler	71 68 70 70	279 (-9)	--	\$90,500	T69	K.J. Choi	73 69 72 76	290 (+2)	3	\$15,075	CUT	Freddie Jacobson	76 71	147 (+3)	--	--
T20	Wyndham Clark	69 73 70 67	279 (-9)	43	\$90,500	T71	Padraig Harrington	72 71 73	216 (E)	3	\$14,550	CUT	Rod Pampling	71 76	147 (+3)	--	--
T23	Jim Furyk	70 72 68 70	280 (-8)	34	\$63,214	T71	Hunter Mahan	70 71 75	216 (E)	3	\$14,550	CUT	Cody Gribble	75 72	147 (+3)	--	--
T23	Scott Stallings	68 69 73 70	280 (-8)	34	\$63,214	T71	Vaughn Taylor	70 73 73	216 (E)	3	\$14,550	CUT	Kelly Kraft	73 74	147 (+3)	--	--
T23	José de Jesús Rodríguez	71 70 68 71	280 (-8)	34	\$63,214	T71	J.B. Holmes	69 73 74	216 (E)	3	\$14,550	CUT	Tyler Duncan	72 75	147 (+3)	--	--
T23	Peter Malnati	71 68 70 71	280 (-8)	34	\$63,214	T71	Chip McDaniel	74 69 73	216 (E)	--	\$14,550	CUT	Hudson Swafford	73 74	147 (+3)	--	--
T23	Fabian Gómez	73 66 70 70	280 (-8)	34	\$63,214	76	Trey Mullinax	71 72 74	217 (+1)	2	\$14,100	CUT	Joaquin Niemann	72 76	148 (+4)	--	--
T23	Harold Varner III	70 66 73 71	280 (-8)	34	\$63,214	T77	Anders Albertson	73 70 76	219 (+3)	2	\$13,800	CUT	Justin Harding	73 75	148 (+4)	--	--
T23	Sam Burns	72 69 73 66	280 (-8)	34	\$63,214	T77	Brian Gay	71 72 76	219 (+3)	2	\$13,800	CUT	Kenny Perry	74 74	148 (+4)	--	--
T30	Jonas Blixt	72 70 69 70	281 (-7)	24	\$45,563	T77	Ted Potter, Jr.	68 73 78	219 (+3)	2	\$13,800	CUT	Scott Langley	72 76	148 (+4)	--	--
T30	Jhonattan Vegas	67 71 67 76	281 (-7)	24	\$45,563	80	Curtis Luck	73 68 81	222 (+6)	2	\$13,500	CUT	Jim Herman	70 78	148 (+4)	--	--
T30	Matt Jones	69 68 74 70	281 (-7)	24	\$45,563	CUT	Brandon Harkins	71 73	144 (E)	--	--	CUT	Chesson Hadley	75 74	149 (+5)	--	--
T30	Jordan Spieth	68 68 73 72	281 (-7)	24	\$45,563	CUT	Adam Long	71 73	144 (E)	--	--	CUT	Alex Prugh	73 76	149 (+5)	--	--
T30	Jimmy Walker	70 69 69 73	281 (-7)	24	\$45,563	CUT	Sepp Straka	73 71	144 (E)	--	--	CUT	Jonathan Byrd	77 72	149 (+5)	--	--
T30	Aaron Baddeley	71 70 69 71	281 (-7)	24	\$45,563	CUT	Seth Reeves	71 73	144 (E)	--	--	CUT	Tom Hoge	73 76	149 (+5)	--	--
T36	Rory Sabbatini	69 68 72 73	282 (-6)	18	\$34,563	CUT	Denny McCarthy	72 72	144 (E)	--	--	CUT	Rufus Brijalba	73 76	149 (+5)	--	--
T36	Kristoffer Ventura	71 72 70 69	282 (-6)	--	\$34,563	CUT	Kramer Hickok	72 72	144 (E)	--	--	CUT	Austin Cook	74 75	149 (+5)	--	--
T36	Andrew Putnam	72 70 68 72	282 (-6)	18	\$34,563	CUT	Cheng Tsung Pan	72 72	144 (E)	--	--	CUT	Davis Love III	72 78	150 (+6)	--	--
T36	Martin Laird	74 68 68 72	282 (-6)	18	\$34,563	CUT	Sebastián Muñoz	73 71	144 (E)	--	--	CUT	Billy Horschel	73 77	150 (+6)	--	--
T36	Beau Hossler	69 70 71 72	282 (-6)	18	\$34,563	CUT	Chase Wright	73 71	144 (E)	--	--	CUT	Luke List	71 80	151 (+7)	--	--
T36	Ollie Schniederjans	70 71 69 72	282 (-6)	18	\$34,563	CUT	Smylie Kaufman	71 73	144 (E)	--	--	CUT	Roland Thatcher	73 79	152 (+8)	--	--
T42	Adam Svensson	73 69 71 70	283 (-5)	11	\$23,040	CUT	Brandon Hagy	72 72	144 (E)	--	--	CUT	Ben Silverman	77 75	152 (+8)	--	--
T42	Max Homa	68 74 68 73	283 (-5)	11	\$23,040	CUT	D.J. Trahan	74 70	144 (E)	--	--	CUT	Lucas Bjerregaard	75 78	153 (+9)	--	--
T42	Mackenzie Hughes	70 71 69 73	283 (-5)	11	\$23,040	CUT	Ryan Palmer	75 69	144 (E)	--	--	W/D	Julian Etulain	70	70 (-2)	--	--
T42	Sam Ryder	73 66 73 71	283 (-5)	11	\$23,040	CUT	Nick Watney	75 69	144 (E)	--	--	W/D	D.A. Points	78	78 (+6)	--	--
T42	Martin Kaymer	72 71 70 70	283 (-5)	11	\$23,040	CUT	Brian Harman	74 70	144 (E)	--	--						
T42	Sam Saunders	72 71 71 69	283 (-5)	11	\$23,040	CUT	Ryan Blaum	70 74	144 (E)	--	--						
T42	Sung Kang	70 73 71 69	283 (-5)	11	\$23,040	CUT	Chris Stroud	68 76	144 (E)	--	--						
T42	Dylan Frittelli	71 72 69 71	283 (-5)	11	\$23,040	CUT	Bud Cauley	72 72	144 (E)	--	--						

## Notes

After entering the final round trailing Si Woo Kim by one stroke, Corey Conners fired a 6-under 66 to claim his first career PGA TOUR win at 20-under 268 in his 51st start at the age of 27 years, 3 months, 1 day. Conners became the first Monday qualifier to win on the PGA TOUR since Arjun Atwal at the 2010 Wyndham Championship.

Conners became the 15th Canadian to win on TOUR with his Valero Texas Open title, joining George Knudson, Mike Weir, Ian Leggatt, Stan Leonard, Richard Zokol, Dan Hallderson, Dave Barr, Al Balding, Jules Huot, Al Johnston, Stephen Ames, Nick Taylor, Mackenzie Hughes and Adam Hadwin. (Note: Ames and Johnston became Canadian citizens prior to winning).

In winning the Valero Texas Open, Corey Conners recorded the fifth win by an international player on the PGA TOUR in as many weeks: Francesco Molinari/Arnold Palmer Invitational presented by Mastercard, Rory McIlroy/THE PLAYERS Championship, Paul Casey/Valspar Championship, Graeme McDowell/Coralas Punta Cana Resort & Club Championship, Conners/Valero Texas Open. The last such streak of five or more was in 2016 (Adam Scott/The Honda Classic, Adam Scott/World Golf Championships-Mexico Championship, Charl Schwartzel/Valspar Championship, Jason Day/Arnold Palmer Invitational, Jason Day/WGC-Dell Technologies Match Play).

For the week, Corey Conners made 29 birdies, tied with Roger Sloan (2019 Desert Classic) for the most on TOUR since Michael Kim made 30 at the 2018 John Deere Classic.

At 17-under 271, Ryan Moore finished third after a bogey-free 64 in the final round. Moore made his fifth consecutive cut in the event (T53/2005, T8/2012, T18/2017, 7/2018, 3/2019) and led the field in Driving Accuracy (80.36%).

Si Woo Kim (T4) led after each of the first three rounds, becoming the second player of the season to do so and not go on to win (Phil Mickelson/Desert Classic, Kim/Valero Texas Open). Kim aced the par-3 16th in the second round, his second hole-in-one on the PGA TOUR (first came at the 2016 Travelers Championship).

2018 champion Andrew Landry missed the cut in his first title defense on the PGA TOUR.

**WEATHER: Thursday:** Mostly sunny. High of 85. Wind SW 10-15 mph. **Friday:** Mostly cloudy. High of 82. Wind ESE 10-15 mph. **Saturday:** Overcast with intermittent showers throughout the day. High of 78. Wind SE 10-15 mph. **Sunday:** Due to inclement weather, the start to the final round was delayed from 9:40 a.m. until 11:40 a.m. Mostly cloudy in the afternoon. High of 72. Wind NNE 8-12 mph.

## Tournament Record: 254

Tommy Armour III (2003)

## TPC San Antonio - AT&T Oaks: 62

Trey Mullinax (2018)

## Other Course: 60

Zach Johnson (2009) - LaCantera GC(Resort), Bart Bryant (2004) - LaCantera GC(Resort), Mike Souchak (1955) - Brackenridge Park GC, Ted Kroll (1954) - Brackenridge Park GC, Al Brosch (1951) - Brackenridge Park GC

# Tournament History

End Date	Purse	Winner	Score	Runner-Up	Earnings	Location (Par/Yards)
<b>Valero Texas Open</b>						
4/7/19	\$7,500,000	Corey Connors	268 (-20)	Charley Hoffman - 270 (-18)	\$1,350,000	TPC San Antonio - AT&T Oaks, San Antonio, TX (72/7,435)
4/22/18	\$6,200,000	Andrew Landry	271 (-17)	Sean O'Hair - 273 (-15) Trey Mullinax - 273 (-15)	\$1,116,000	TPC San Antonio - AT&T Oaks, San Antonio, TX (72/7,435)
4/23/17	\$6,200,000	Kevin Chappell	276 (-12)	Brooks Koepka - 277 (-11)	\$1,116,000	TPC San Antonio - AT&T Oaks, San Antonio, TX (72/7,435)
4/24/16	\$6,200,000	Charley Hoffman	276 (-12)	Patrick Reed - 277 (-11)	\$1,116,000	TPC San Antonio - AT&T Oaks, San Antonio, TX (72/7,435)
3/29/15	\$6,200,000	Jimmy Walker	277 (-11)	Jordan Spieth - 281 (-7)	\$1,116,000	JW Marriott TPC San Antonio, San Antonio, TX (72/7,435)
3/30/14	\$6,200,000	Steven Bowditch	280 (-8)	Will MacKenzie - 281 (-7) Daniel Summerhays - 281 (-7)	\$1,116,000	JW Marriott TPC San Antonio, San Antonio, TX (72/7,435)
4/7/13	\$6,200,000	Martin Laird	274 (-14)	Rory McIlroy - 276 (-12)	\$1,116,000	TPC San Antonio, San Antonio, TX (72/7,435)
4/22/12	\$6,200,000	Ben Curtis	279 (-9)	Matt Every - 281 (-7) John Huh - 281 (-7)	\$1,116,000	TPC San Antonio, San Antonio, TX (72/7,435)
4/17/11	\$6,200,000	Brendan Steele	280 (-8)	Charley Hoffman - 281 (-7) Kevin Chappell - 281 (-7)	\$1,116,000	TPC San Antonio, San Antonio, TX (72/7,435)
5/16/10	\$6,100,000	Adam Scott	274 (-14)	Freddie Jacobson - 275 (-13)	\$1,098,000	TPC San Antonio, San Antonio, TX (72/7,435)
5/17/09	\$6,100,000	Zach Johnson *	265 (-15)	James Driscoll - 265 (-15)	\$1,098,000	LaCantera GC (Resort), (70/6,881)
10/12/08	\$4,500,000	Zach Johnson	261 (-19)	Charlie Wi - 263 (-17) Mark Wilson - 263 (-17) Tim Wilkinson - 263 (-17)	\$810,000	LaCantera GC (Resort), (70/6,881)
10/7/07	\$4,500,000	Justin Leonard *	261 (-19)	Jesper Parnevik - 261 (-19)	\$810,000	LaCantera GC (Resort), (70/6,881)
9/24/06	\$4,000,000	Eric Axley	265 (-15)	Dean Wilson - 268 (-12) Justin Rose - 268 (-12) Anthony Kim - 268 (-12)	\$720,000	LaCantera GC (Resort), (70/6,881)
9/25/05	\$3,500,000	Robert Gamez	262 (-18)	Olin Browne - 265 (-15)	\$630,000	LaCantera GC (Resort), (70/6,881)
9/19/04	\$3,500,000	Bart Bryant	261 (-19)	Patrick Sheehan - 264 (-16)	\$630,000	LaCantera GC (Resort), (70/6,881)
9/28/03	\$3,500,000	Tommy Armour III	254 (-26)	Loren Roberts - 261 (-19) Bob Tway - 261 (-19)	\$630,000	LaCantera GC (Resort), San Antonio, TX (70/6,881)
9/29/02	\$3,500,000	Loren Roberts	261 (-19)	Fred Couples - 264 (-16) Fred Funk - 264 (-16) Garrett Willis - 264 (-16)	\$630,000	LaCantera GC (Resort), (70/6,881)
<b>Texas Open at LaCantera</b>						
9/30/01	\$3,000,000	Justin Leonard	266 (-18)	Matt Kuchar - 268 (-16) J.J. Henry - 268 (-16)	\$540,000	LaCantera GC (Resort), San Antonio, TX (71/6,928)
<b>Westin Texas Open at LaCantera</b>						
9/24/00	\$2,600,000	Justin Leonard	261 (-19)	Mark Wiebe - 266 (-14)	\$468,000	LaCantera GC (Resort), (70/6,905)
<b>Westin Texas Open</b>						
9/26/99	\$2,000,000	Duffy Waldorf *	270 (-18)	Ted Tryba - 270 (-18)	\$360,000	LaCantera GC (Resort), San Antonio, TX (72/7,001)
9/27/98	\$1,700,000	Hal Sutton	270 (-18)	Jay Haas - 271 (-17) Justin Leonard - 271 (-17)	\$306,000	LaCantera GC (Resort), San Antonio, TX (72/7,001)
<b>LaCantera Texas Open</b>						
9/21/97	\$1,400,000	Tim Herron	271 (-17)	Rick Fehr - 273 (-15) Brent Geiberger - 273 (-15)	\$252,000	LaCantera GC (Resort), San Antonio, TX (72/7,001)
10/13/96	\$1,200,000	David Ogrin	275 (-13)	Jay Haas - 276 (-12)	\$216,000	LaCantera GC (Resort), San Antonio, TX (72/7,001)
10/22/95	\$1,100,000	Duffy Waldorf	268 (-20)	Justin Leonard - 274 (-14)	\$198,000	LaCantera GC (Resort), San Antonio, TX (72/6,899)
<b>Texas Open</b>						
10/16/94	\$1,000,000	Bob Estes	265 (-19)	Gil Morgan - 266 (-18)	\$180,000	Oak Hills CC, San Antonio, TX (71/6,650)
<b>H.E.B. Texas Open</b>						
10/17/93	\$1,000,000	Jay Haas *	263 (-21)	Bob Lohr - 263 (-21)	\$180,000	Oak Hills CC, San Antonio, TX (71/6,650)
10/25/92	\$900,000	Nick Price *	263 (-21)	Steve Elkington - 263 (-21)	\$162,000	Oak Hills CC, San Antonio, TX (71/6,650)
10/6/91	\$900,000	Blaine McCallister *	269 (-11)	Gary Hallberg - 269 (-11)	\$162,000	Oak Hills CC, San Antonio, TX (70/6,576)
10/7/90	\$800,000	Mark O'Meara	261 (-19)	Gary Hallberg - 262 (-18)	\$144,000	Oak Hills CC, San Antonio, TX (70/6,576)
<b>Texas Open</b>						
10/8/89	\$600,000	Donnie Hammond	258 (-22)	Paul Azinger - 265 (-15)	\$108,000	Oak Hills CC, San Antonio, TX (70/6,577)
10/16/88	\$600,000	Corey Pavin	259 (-21)	Robert Wrenn - 267 (-13)	\$108,000	Oak Hills CC, San Antonio, TX (70/6,576)
<b>Vantage Championship</b>						
10/26/86	\$1,000,000	Ben Crenshaw	196 (-14)	Payne Stewart - 197 (-13)	\$180,000	Oak Hills CC, San Antonio, TX (70/6,576)
<b>Texas Open</b>						
9/29/85	\$350,000	John Mahaffey *	268 (-12)	Jodie Mudd - 268 (-12)	\$63,000	Oak Hills CC, San Antonio, TX (70/6,576)
10/7/84	\$350,000	Calvin Peete	266 (-14)	Bruce Lietzke - 269 (-11)	\$63,000	Oak Hills CC, San Antonio, TX (70/6,576)
10/2/83	\$300,000	Jim Colbert	261 (-19)	Mark Pfeil - 266 (-14)	\$54,000	Oak Hills CC, San Antonio, TX (70/6,576)
10/3/82	\$250,000	Jay Haas	262 (-18)	Curtis Strange - 265 (-15)	\$45,000	Oak Hills CC, San Antonio, TX (70/6,576)
10/4/81	\$250,000	Bill Rogers *	266 (-14)	Ben Crenshaw - 266 (-14)	\$45,000	Oak Hills CC, San Antonio, TX (70/6,576)
<b>San Antonio Texas Open</b>						
9/21/80	\$250,000	Lee Trevino	265 (-15)	Terry Diehl - 266 (-14)	\$45,000	Oak Hills CC, San Antonio, TX (70/6,576)
10/7/79	\$250,000	Lou Graham	268 (-12)	Eddie Pearce - 269 (-11) Bill Rogers - 269 (-11) Doug Tewell - 269 (-11)	\$45,000	Oak Hills CC, San Antonio, TX (70/6,576)
9/17/78	\$200,000	Ron Streck	265 (-15)	Hubert Green - 266 (-14) Lon Hinkle - 266 (-14)	\$40,000	Oak Hills CC, San Antonio, TX (70/6,576)
10/16/77	\$150,000	Hale Irwin	266 (-14)	Miller Barber - 268 (-12)	\$30,000	Oak Hills CC, San Antonio, TX (70/6,576)
10/17/76	\$125,000	Butch Baird *	273 (-15)	Miller Barber - 273 (-15)	\$25,000	Woodlake GC, San Antonio, TX (72/7,143)
10/19/75	\$125,000	Don January *	275 (-13)	Larry Hinson - 275 (-13)	\$25,000	Woodlake GC, San Antonio, TX (72/7,143)
10/20/74	\$125,000	Terry Diehl	269 (-19)	Mike Hill - 270 (-18)	\$25,000	Woodlake GC, San Antonio, TX (72/7,143)
11/4/73	\$125,000	Ben Crenshaw	270 (-18)	Orville Moody - 272 (-16)	\$25,000	Woodlake GC, San Antonio, TX (72/7,143)
11/5/72	\$125,000	Mike Hill	273 (-15)	Lee Trevino - 275 (-13)	\$25,000	Woodlake GC, San Antonio, TX (72/7,143)
<b>San Antonio Open Invitational</b>						
2/22/70	\$100,000	Ron Cerrudo	273 (-11)	Dick Lotz - 278 (-6)	\$20,000	Pecan Valley CC, San Antonio, TX (71/7,183)
<b>Texas Open Invitational</b>						
5/11/69	\$100,000	Deane Beman *	274 (-10)	Jack McGowan - 274 (-10)	\$20,000	Pecan Valley CC, San Antonio, TX (71/7,183)
4/30/67	\$100,000	Chi Chi Rodriguez	277 (-7)	Bob Charles - 278 (-6) Bob Goalby - 278 (-6)	\$20,000	Pecan Valley CC, San Antonio, TX (71/7,183)
5/1/66	\$80,000	Harold Henning	272 (-8)	Gene Littler - 275 (-5) Ken Still - 275 (-5) Wes Ellis - 275 (-5)	\$13,000	Oak Hills CC, San Antonio, TX (70/6,576)
4/25/65	\$50,000	Frank Beard	270 (-10)	Gardner Dickinson - 273 (-7)	\$7,500	Oak Hills CC, San Antonio, TX (70/6,576)
4/26/64	\$40,000	Bruce Crampton	273 (-7)	Bob Charles - 274 (-6) Chi Chi Rodriguez - 274 (-6)	\$5,800	Oak Hills CC, San Antonio, TX (70/6,576)
4/28/63	\$30,000	Phil Rodgers	268 (-12)	Johnny Pott - 270 (-10)	\$4,300	Oak Hills CC, San Antonio, TX (70/6,576)
4/29/62	\$30,000	Arnold Palmer	273 (-7)	Gene Littler - 274 (-6) Mason Rudolph - 274 (-6) Doug Sanders - 274 (-6) Joe Campbell - 274 (-6)	\$4,300	Oak Hills CC, San Antonio, TX (70/6,576)
4/30/61	\$30,000	Arnold Palmer	270 (-10)	Al Balding - 271 (-9)	\$4,300	Oak Hills CC, San Antonio, TX (70/6,576)
2/28/60	\$20,000	Arnold Palmer	276 (-12)	Doug Ford - 278 (-10) Frank Stranahan - 278 (-10)	\$2,800	Fort Sam Houston, San Antonio, TX (72/6,566)
2/22/59	\$20,000	Wes Ellis	276 (-8)	Bill Johnston - 278 (-6) Tom Nieporte - 278 (-6)	\$2,800	Brackenridge Park GC, San Antonio, TX (71/6,185)
2/16/58	\$15,000	Bill Johnston	274 (-10)	Bob Rosburg - 277 (-7)	\$2,000	Brackenridge Park GC, San Antonio, TX (71/6,185)
2/17/57	\$20,000	Jay Hebert	271 (-13)	Ed Furgol - 272 (-12)	\$2,800	Brackenridge Park GC, San Antonio, TX (71/6,185)
2/19/56	\$18,750	Gene Littler	276 (-12)	Mike Fetchick - 278 (-10) Ernie Vossler - 278 (-10) Frank Stranahan - 278 (-10)	\$3,750	Fort Sam Houston, San Antonio, TX (72/6,566)
<b>Texas Open</b>						

## Tournament History

End Date	Purse	Winner	Score	Runner-Up	Earnings	Location (Par/Yards)
2/20/55	\$12,500	Mike Souchak	257 (-27)	Fred Haas - 264 (-20)	\$2,200	Brackenridge Park GC, San Antonio, TX (71/6,185)
2/21/54	\$12,500	Chandler Harper	259 (-25)	Johnny Palmer - 261 (-23)	\$2,200	Brackenridge Park GC, San Antonio, TX (71/6,185)
2/15/53	\$10,400	Tony Holguin	264 (-20)	Doug Ford - 265 (-19)	\$2,000	Brackenridge Park GC, San Antonio, TX (71/6,185)
2/17/52	\$10,000	Jack Burke, Jr.	260 (-24)	Doug Ford - 266 (-18)	\$2,000	Brackenridge Park GC, San Antonio, TX (71/6,185)
2/11/51	\$10,000	E. Harrison *	265 (-19)	Doug Ford - 265 (-19)	\$2,000	Brackenridge Park GC, San Antonio, TX (71/6,185) Fort Sam Houston, San Antonio, TX (72/6,566)
2/12/50	\$10,000	Sam Snead	265 (-19)	Jimmy Demaret - 266 (-18)	\$2,000	Brackenridge Park GC, San Antonio, TX (71/6,185) Fort Sam Houston, San Antonio, TX (72/6,566)
2/13/49	\$10,000	Dave Douglas	268 (-20)	Sam Snead - 269 (-19)	\$2,000	Willow Springs GC, San Antonio, TX (72/6,930)
2/8/48	\$10,000	Sam Snead	264 (-24)	Jimmy Demaret - 266 (-22)	\$2,000	Willow Springs GC, San Antonio, TX (72/6,930)
<b>San Antonio Texas Open</b>						
2/9/47	\$10,000	Ed Oliver	265	Jimmy Demaret - 266	\$2,000	Willow Springs GC, San Antonio, TX (72/6,930)
2/10/46	\$8,000	Ben Hogan	264	Sam Byrd - 270	\$1,500	Willow Springs GC, San Antonio, TX (72/6,930)
<b>Texas Open</b>						
1/28/45	\$5,000	Sam Byrd	268	Byron Nelson - 269	\$1,000	Willow Springs GC, San Antonio, TX (72/6,930)
2/14/44	\$7,000	Johnny Revolta	273	Byron Nelson - 274 Harold McSpaden - 274	\$1,000	Willow Springs GC, San Antonio, TX (72/6,930)
2/15/42	\$5,000	Chick Harbert *	272 (-16)	Ben Hogan - 272 (-16)	\$1,000	Willow Springs GC, San Antonio, TX (72/6,930)
2/9/41	\$5,000	Lawson Little	273 (-15)	Ben Hogan - 276 (-12)	\$1,200	Willow Springs GC, San Antonio, TX (72/6,930)
2/11/40	\$5,000	Byron Nelson *	271	Ben Hogan - 271	\$1,500	Brackenridge Park GC, San Antonio, TX (71/6,185)
2/12/39	\$5,000	E. Harrison	271 (-13)	Sam Byrd - 273 (-11)	\$1,200	Brackenridge Park GC, San Antonio, TX (71/6,185)
2/11/34	\$2,500	Wiffy Cox	283 (70)	Byron Nelson - 284 (71) Craig Wood - 284 (71)	\$750	Brackenridge Park GC, San Antonio, TX (71/6,185)
2/2/32	\$2,500	Clarence Clark	287 (145)	Gene Sarazen - 288 (146) Gus Moreland - 288 (146)	\$600	Brackenridge Park GC, San Antonio, TX (71/6,185)
2/1/31	\$6,500	Abe Espinosa	281 (-3)	Harry Cooper - 283 (-1) Joe Turnesa - 283 (-1) Frank Walsh - 283 (-1)	\$1,500	Brackenridge Park GC, San Antonio, TX (71/6,185)
2/2/30		Denny Shute	277 (-7)	Ed Dudley - 280 (-4) Al Espinosa - 280 (-4) Neil McIntyre - 280	\$0	Brackenridge Park GC, San Antonio, TX (71/6,185)
1/27/29	\$6,500	Bill Mehlhom	277 (64)	Horton Smith - 281 (68)	\$1,500	Brackenridge Park GC, San Antonio, TX (71/6,185)
2/7/28		Bill Mehlhom	297 (9)	Harry Cooper - 298 (10)	\$1,500	Willow Springs GC, San Antonio, TX (72/6,930)
1/29/27	\$6,000	Bobby Cruickshank	292 (4)	Larry Nabholz - 295 (7)	\$1,500	Willow Springs GC, San Antonio, TX (72/6,930)
1/17/26	\$5,400	Macdonald Smith	288 (4)	Bobby Cruickshank - 289 (5)	\$1,500	Brackenridge Park GC, San Antonio, TX (71/6,185)
2/14/25	\$6,000	Joe Turnesa	284 (71)	Macdonald Smith - 285 (72)	\$0	Brackenridge Park GC, San Antonio, TX (71/6,185)
2/14/24	\$6,000	Joe Kirkwood, Sr.	279	George Kerrigan - 286 James Ockenden - 286	\$1,500	Brackenridge Park GC, San Antonio, TX (71/6,185)
1/27/23		Walter Hagen *	279	Bill Mehlhom - 279	\$0	Brackenridge Park GC, San Antonio, TX (71/6,185)
2/4/22		Robert MacDonald	281	Cyril Walker - 282	\$0	Brackenridge Park GC, San Antonio, TX (71/6,185)

\* indicates playoff

# Masters Tournament

Augusta, Georgia • April 11-14, 2019

Augusta National GC

Par/Yards: 36-36--72 | 7,475



**Winner: Tiger Woods**

**FedExCup Points:** 600

70-68-67-70 275 (-13) | \$2,070,000

## Leaders

### Round 1

Brooks Koepka	66 (-6)
Bryson DeChambeau	66 (-6)
Phil Mickelson	67 (-5)
Ian Poulter	68 (-4)
Dustin Johnson	68 (-4)
<b>Tiger Woods</b>	<b>70 (-2)</b>

### Round 2

Adam Scott	137 (-7)
Francesco Molinari	137 (-7)
Louis Oosthuizen	137 (-7)
Jason Day	137 (-7)
Brooks Koepka	137 (-7)
<b>Tiger Woods</b>	<b>138 (-6)</b>

### Round 3

Francesco Molinari	203 (-13)
<b>Tiger Woods</b>	<b>205 (-11)</b>
Tony Finau	205 (-11)
Brooks Koepka	206 (-10)
Ian Poulter	207 (-9)
Webb Simpson	207 (-9)

## Order of Finish (cut: 36 HOLES: 61 professionals and 4 amateurs at +3 (147) or better.)

Pos	Player	Scores	Total	FedExCup Points	Earnings	Pos	Player	Scores	Total	FedExCup Points	Earnings	Pos	Player	Scores	Total	FedExCup Points	Earnings
1	Tiger Woods	70 68 67 70	275 (-13)	600	\$2,070,000	T32 (A)	Viktor Hovland	72 71 71 71	285 (-3)	--	--	T62	Bernhard Langer	71 72 75 78	296 (+8)	5	\$25,415
T2	Dustin Johnson	68 70 70 68	276 (-12)	230	\$858,667	T32	Gary Woodland	70 71 74 70	285 (-3)	26	\$68,042	T62	J.B. Holmes	70 72 74 80	296 (+8)	5	\$25,415
T2	Brooks Koepka	66 71 69 70	276 (-12)	230	\$858,667	T32	Hideki Matsuyama	75 70 68 72	285 (-3)	26	\$68,042	CUT	Alex Noren	75 72 75 74	296 (+8)	5	\$25,415
T2	Xander Schauffele	73 65 70 68	276 (-12)	230	\$858,667	T32	Charles Howell III	73 67 76 69	285 (-3)	26	\$68,042	CUT	Sandy Lyle	73 75	148 (+4)	--	--
T5	Francesco Molinari	70 67 66 74	277 (-11)	106	\$403,938	T36	Henrik Stenson	74 72 67 73	286 (-2)	19	\$55,488	CUT	Mike Weir	72 76	148 (+4)	--	--
T5	Jason Day	70 67 73 67	277 (-11)	106	\$403,938	T36	Jimmy Walker	72 72 72 70	286 (-2)	19	\$55,488	CUT	Stewart Cink	76 72	148 (+4)	--	--
T5	Webb Simpson	72 71 64 70	277 (-11)	106	\$403,938	T36	Rafa Cabrera Bello	73 70 75 68	286 (-2)	19	\$55,488	CUT	Justin Rose	75 73	148 (+4)	--	--
T5	Tony Finau	71 70 64 72	277 (-11)	106	\$403,938	T36	Patrick Reed	73 70 74 69	286 (-2)	19	\$55,488	CUT	Danny Willett	75 73	148 (+4)	--	--
T9	Jon Rahm	69 70 71 68	278 (-10)	82	\$310,500	T36	Kevin Tway	72 71 70 73	286 (-2)	19	\$55,488	CUT (A)	Kevin O'Connell	77 71	148 (+4)	--	--
T9	Patrick Cantlay	73 73 64 68	278 (-10)	82	\$310,500	T36	Tommy Fleetwood	71 71 70 74	286 (-2)	19	\$55,488	CUT	Sergio Garcia	73 75	148 (+4)	--	--
T9	Rikie Fowler	70 71 68 69	278 (-10)	82	\$310,500	T36 (A)	Alvaro Ortiz	73 71 73 69	286 (-2)	--	--	CUT	Adam Long	75 74	149 (+5)	--	--
T12	Justin Thomas	73 68 69 70	280 (-8)	65	\$225,400	T43	Keith Mitchell	72 74 72 69	287 (-1)	14	\$44,850	CUT	Fred Couples	78 71	149 (+5)	--	--
T12	Justin Harding	69 69 70 72	280 (-8)	--	\$225,400	T43	Haotong Li	72 74 73 68	287 (-1)	--	\$44,850	CUT	Brandt Snedeker	75 74	149 (+5)	--	--
T12	Bubba Watson	72 72 67 69	280 (-8)	65	\$225,400	T43	Keegan Bradley	76 68 71 72	287 (-1)	14	\$44,850	CUT	Charl Schwartzel	77 72	149 (+5)	--	--
T12	Ian Poulter	68 71 68 73	280 (-8)	65	\$225,400	T46	Corey Conners	70 71 71 76	288 (E)	11	\$37,950	CUT	Shugo Imahira	76 74	150 (+6)	--	--
T12	Matt Kuchar	71 69 68 72	280 (-8)	65	\$225,400	T46	Andrew Landry	72 73 70 75	288 (E)	11	\$37,950	CUT	Shane Lowry	78 73	151 (+7)	--	--
17	Aaron Wise	75 71 68 67	281 (-7)	57	\$184,000	T46	Kevin Na	71 73 73 71	288 (E)	11	\$37,950	CUT	Larry Mize	77 74	151 (+7)	--	--
T18	Adam Scott	69 68 72 73	282 (-6)	53	\$161,000	T49	Marc Leishman	72 72 70 75	289 (+1)	10	\$32,430	CUT	Matt Wallace	75 77	152 (+8)	--	--
T18	Phil Mickelson	67 73 70 72	282 (-6)	53	\$161,000	T49	Kiradech Aphibarnrat	69 72 75 73	289 (+1)	10	\$32,430	CUT (A)	Jovan Rebula	73 79	152 (+8)	--	--
T18	Patton Kizzire	70 70 73 69	282 (-6)	53	\$161,000	T51	Eddie Pepperell	74 73 72 71	290 (+2)	--	\$28,693	CUT	Michael Kim	76 78	154 (+10)	--	--
T21	Lucas Bjerregaard	70 72 69 72	283 (-5)	--	\$107,956	T51	Cameron Smith	70 74 69 77	290 (+2)	8	\$28,693	CUT	Paul Casey	81 73	154 (+10)	--	--
T21	Thorbjorn Olesen	71 71 68 73	283 (-5)	--	\$107,956	T51	Martin Kaymer	73 74 72 71	290 (+2)	8	\$28,693	CUT	Ian Woosnam	80 76	156 (+12)	--	--
T21	Jordan Spieth	75 68 69 71	283 (-5)	42	\$107,956	T51	Trevor Immelman	72 72 75 69	290 (+2)	8	\$28,693	CUT	Vijay Singh	80 76	156 (+12)	--	--
T21	Kyle Stanley	72 72 70 69	283 (-5)	42	\$107,956	55 (A)	Devon Bling	74 73 71 73	291 (+3)	--	--	CUT	José María Olazábal	78 79	157 (+13)	--	--
T21	Si Woo Kim	72 72 70 69	283 (-5)	42	\$107,956	T56	Billy Horschel	72 75 74 71	292 (+4)	6	\$26,910	CUT	Ángel Cabrera	82 75	157 (+13)	--	--
T21	Matthew Fitzpatrick	78 67 68 70	283 (-5)	--	\$107,956	T56	Tyrell Hatton	73 73 72 74	292 (+4)	6	\$26,910						
T21	Kevin Kisner	69 73 72 69	283 (-5)	42	\$107,956	T58 (A)	Takumi Kanaya	73 74 68 78	293 (+5)	--	--						
T21	Rory McIlroy	73 71 71 68	283 (-5)	42	\$107,956	T58	Branden Grace	72 75 72 74	293 (+5)	6	\$26,335						
T29	Louis Oosthuizen	71 66 71 76	284 (-4)	32	\$78,200	T58	Zach Johnson	74 73 73 73	293 (+5)	6	\$26,335						
T29	Charley Hoffman	71 71 72 70	284 (-4)	32	\$78,200	61	Satoshi Kodaira	75 70 73 76	294 (+6)	5	\$25,990						
T29	Bryson DeChambeau	66 75 73 70	284 (-4)	32	\$78,200	T62	Emiliano Grillo	72 75 73 76	296 (+8)	5	\$25,415						

## Notes

Tiger Woods won the Masters Tournament by one stroke to claim his fifth tournament title, 15th major championship crown and 81st PGA TOUR victory at age 43 years, 3 months, 15 days. With the win, Woods moved within one of Sam Snead's record for PGA TOUR wins and within three of Jack Nicklaus' record 18 major championships.

Only Jack Nicklaus in 1986 (46 years, 2 months, 23 days) had previously won the Masters at an older age than Tiger Woods, the seventh player in his 40s to win the event.

Tiger Woods entered the final round trailing Francesco Molinari by two strokes and had never previously come from behind after 54 holes to win a major.

11 years removed from his win at the 2008 U.S. Open, his most recent major championship, Tiger Woods became the first player since Ben Crenshaw (1984 Masters, 1995 Masters) to go 11 years or more between wins at majors. In addition, Woods recorded the victory 14 years after winning most recently at Augusta National Golf Club, the longest such streak through 83 editions of the event (previous: Gary Player/13).

With his fifth win at the event, Tiger Woods made the Masters the seventh PGA TOUR event at which he has collected five or more victories.

Dustin Johnson recorded his fourth consecutive top-10 at the event, closing with birdies on four of his last six holes to tie Brooks Koepka and Xander Schauffele for second. The T2 represented Johnson's best result in a major championship since winning the 2016 U. S. Open. For the first time in nine starts at the event, Johnson posted four under-par scores.

First- and second-round co-leader Brooks Koepka posted four under-par scores, highlighted by a first-round 66, to earn the runner-up, his first top-10 at the event. He played the par 5s in 13-under, tied with Tony Finau for best in the field.

Xander Schauffele's T2 marked his fourth top-10 result in his eighth major championship start (T2/2019 Masters Tournament, T2/2018 The Open, T6/2018 U.S. Open, T5/2017 U.S. Open). Led the field with 25 birdies, becoming the third player since 1980 to have 25 or more birdies in a single Masters, joining Phil Mickelson (25/2001) and Jordan Spieth (28/2015).

Francesco Molinari shared the 36-hole lead and held a two-stroke 54-hole lead before closing with a 2-over 74 to finish T5. Molinari had never previously finished better than T19 in seven starts at the event. He 49 consecutive holes without a bogey (No. 12/R1 through No. 6/R4), one shy of the tournament record entering the week (50/ Stuart Appleby/2001).

Five players (Jason Day, Brooks Koepka, Francesco Molinari, Louis Oosthuizen and Adam Scott) were tied for the 36-hole lead, the first time in Masters history that more than four shared the second-round lead. All five co-leaders were major championship winners.

Four amateurs advanced to the weekend, the most since 1999 (4). U.S. Amateur champion Viktor Hovland, at 3-under and T32, won the Silver Cup as low amateur, one stroke ahead of Alvaro Ortiz, winner of the 2019 Latin America Amateur and brother of PGA TOUR professional Carlos Ortiz.

For the first time in Masters history, 65 or more players made the cut (61 professionals, four amateurs).

Three 64s were shot in round three (Patrick Cantlay, Tony Finau, Webb Simpson), marking the first time three players had shot 64 or better in a single round at the Masters.

Two players recorded holes-in-one at No. 16 in the final round (Bryson DeChambeau, Justin Thomas), the 30th and 31st aces in tournament history.

**WEATHER: Thursday:** Partly cloudy. High of 84. Wind SE 10-15 mph. **Friday:** Mostly cloudy with scattered showers. High of 84. Wind SSE 5-10 mph. Play was suspended at 5:05 p.m. due to dangerous weather and resumed at 5:34 p.m., a delay of 29 minutes. **Saturday:** Mostly cloudy. High of 85. Wind SE 5-10 mph. **Sunday:** Cloudy with scattered showers. High of 80. Wind SSE 15-20 mph, with gusts to 25 mph.

## Tournament Record: 270

Jordan Spieth (2015), Tiger Woods (1997)

## Augusta National GC: 63

Greg Norman (1996), Nick Price (1986)

# Tournament History

End Date	Purse	Winner	Score	Runner-Up	Earnings	Location (Par/Yards)
<b>Masters Tournament</b>						
4/14/19		Tiger Woods	275 (-13)	Dustin Johnson - 276 (-12) Brooks Koepka - 276 (-12) Xander Schauffele - 276 (-12)	\$2,070,000	Augusta National GC, Augusta, GA (72/7,475)
4/8/18	\$11,000,000	Patrick Reed	273 (-15)	Rickie Fowler - 274 (-14)	\$1,980,000	Augusta National GC, Augusta, GA (72/7,435)
4/9/17	\$10,000,000	Sergio Garcia *	279 (-9)	Justin Rose - 279 (-9)	\$1,980,000	Augusta National GC, Augusta, GA (72/7,435)
4/10/16	\$10,000,000	Danny Willett	283 (-5)	Lee Westwood - 286 (-2) Jordan Spieth - 286 (-2)	\$1,800,000	Augusta National GC, Augusta, GA (72/7,435)
4/12/15	\$10,000,000	Jordan Spieth	270 (-18)	Phil Mickelson - 274 (-14) Justin Rose - 274 (-14)	\$1,800,000	Augusta National GC, Augusta, GA (72/7,435)
4/13/14	\$9,000,000	Bubba Watson	280 (-8)	Jonas Blixt - 283 (-5) Jordan Spieth - 283 (-5)	\$1,620,000	Augusta National GC, Augusta, GA (72/7,435)
4/14/13	\$8,000,000	Adam Scott *	279 (-9)	Angel Cabrera - 279 (-9)	\$1,440,000	Augusta National GC, Augusta, GA (72/7,435)
4/8/12	\$8,000,000	Bubba Watson *	278 (-10)	Louis Oosthuizen - 278 (-10)	\$1,440,000	Augusta National GC, Augusta, GA (72/7,435)
4/10/11	\$7,500,000	Charl Schwartzel	274 (-14)	Adam Scott - 276 (-12) Jason Day - 276 (-12)	\$1,440,000	Augusta National GC, Augusta, GA (72/7,435)
4/11/10	\$7,500,000	Phil Mickelson	272 (-16)	Lee Westwood - 275 (-13)	\$1,350,000	Augusta National GC, Augusta, GA (72/7,435)
4/12/09	\$7,000,000	Angel Cabrera *	276 (-12)	Kenny Perry - 276 (-12) Chad Campbell - 276 (-12)	\$1,350,000	Augusta National GC, Augusta, GA (72/7,435)
4/13/08	\$7,000,000	Trevor Immelman	280 (-8)	Tiger Woods - 283 (-5)	\$1,350,000	Augusta National GC, Augusta, GA (72/7,445)
4/8/07	\$7,000,000	Zach Johnson	289 (1)	Retief Goosen - 291 (3) Rory Sabbatini - 291 (3)	\$1,305,000	Augusta National GC, Augusta, GA (72/7,445)
4/9/06	\$7,000,000	Phil Mickelson	281 (-7)	Tim Clark - 283 (-5)	\$1,260,000	Augusta National GC, Augusta, GA (72/7,445)
4/10/05	\$7,000,000	Tiger Woods *	276 (-12)	Chris DiMarco - 276 (-12)	\$1,260,000	Augusta National GC, Augusta, GA (72/7,290)
4/11/04	\$6,000,000	Phil Mickelson	279 (-9)	Ernie Els - 280 (-8)	\$1,170,000	Augusta National GC, Augusta, GA (72/7,290)
4/13/03	\$6,000,000	Mike Weir *	281 (-7)	Len Mattiace - 281 (-7)	\$1,080,000	Augusta National GC, Augusta, GA (72/7,290)
4/14/02	\$5,600,000	Tiger Woods	276 (-12)	Retief Goosen - 279 (-9)	\$1,008,000	Augusta National GC, Augusta, GA (72/7,270)
4/8/01	\$5,600,000	Tiger Woods	272 (-16)	David Duval - 274 (-14)	\$1,008,000	Augusta National GC, Augusta, GA (72/6,985)
4/9/00	\$3,200,000	Vijay Singh	278 (-10)	Ernie Els - 281 (-7)	\$828,000	Augusta National GC, Augusta, GA (72/6,925)
4/11/99	\$4,000,000	José María Olazábal	280 (-8)	Davis Love III - 282 (-6)	\$720,000	Augusta National GC, Augusta, GA (72/6,925)
4/12/98	\$3,000,000	Mark O'Meara	279 (-9)	Fred Couples - 280 (-8) David Duval - 280 (-8)	\$576,000	Augusta National GC, Augusta, GA (72/6,925)
4/13/97	\$2,700,000	Tiger Woods	270 (-18)	Tom Kite - 282 (-6)	\$486,000	Augusta National GC, Augusta, GA (72/6,925)
4/14/96	\$2,500,000	Nick Faldo	276 (-12)	Greg Norman - 281 (-7)	\$450,000	Augusta National GC, Augusta, GA (72/6,905)
4/9/95	\$2,200,000	Ben Crenshaw	274 (-14)	Davis Love III - 275 (-13)	\$396,000	Augusta National GC, Augusta, GA (72/6,905)
4/10/94	\$2,000,000	José María Olazábal	279 (-9)	Tom Lehman - 281 (-7)	\$360,000	Augusta National GC, Augusta, GA (72/6,905)
4/11/93	\$1,700,000	Bernhard Langer	277 (-11)	Chip Beck - 281 (-7)	\$306,000	Augusta National GC, Augusta, GA (72/6,905)
4/12/92	\$1,500,000	Fred Couples	275 (-13)	Raymond Floyd - 277 (-11)	\$270,000	Augusta National GC, Augusta, GA (72/6,905)
4/14/91	\$1,350,000	Ian Woosnam	277 (-11)	José María Olazábal - 278 (-10)	\$243,000	Augusta National GC, Augusta, GA (72/6,905)
4/8/90	\$1,250,000	Nick Faldo *	278 (-10)	Raymond Floyd - 278 (-10)	\$225,000	Augusta National GC, Augusta, GA (72/6,905)
4/9/89	\$1,000,000	Nick Faldo *	283 (-5)	Scott Hoch - 283 (-5)	\$200,000	Augusta National GC, Augusta, GA (72/6,905)
4/10/88	\$1,000,000	Sandy Lyle	281 (-7)	Mark Calcavecchia - 282 (-6)	\$183,800	Augusta National GC, Augusta, GA (72/6,905)
4/12/87	\$867,100	Larry Mize *	285 (-3)	Seve Ballesteros - 285 (-3) Greg Norman - 285 (-3)	\$162,000	Augusta National GC, Augusta, GA (72/6,905)
4/13/86	\$758,600	Jack Nicklaus	279 (-9)	Tom Kite - 280 (-8) Greg Norman - 280 (-8)	\$144,000	Augusta National GC, Augusta, GA (72/6,905)
4/14/85	\$700,793	Bernhard Langer	282 (-6)	Seve Ballesteros - 284 (-4) Raymond Floyd - 284 (-4) Curtis Strange - 284 (-4)	\$126,000	Augusta National GC, Augusta, GA (72/6,905)
4/15/84	\$612,900	Ben Crenshaw	277 (-11)	Tom Watson - 279 (-9)	\$108,000	Augusta National GC, Augusta, GA (72/6,905)
4/11/83	\$500,000	Seve Ballesteros	280 (-8)	Ben Crenshaw - 284 (-4) Tom Kite - 284 (-4)	\$90,000	Augusta National GC, Augusta, GA (72/6,905)
4/11/82	\$367,152	Craig Stadler *	284 (-4)	Dan Pohl - 284 (-4)	\$64,000	Augusta National GC, Augusta, GA (72/6,905)
4/12/81	\$362,587	Tom Watson	280 (-8)	Johnny Miller - 282 (-6) Jack Nicklaus - 282 (-6)	\$60,000	Augusta National GC, Augusta, GA (72/6,905)
4/13/80	\$359,949	Seve Ballesteros	275 (-13)	Gibby Gilbert - 279 (-9) Jack Newton - 279 (-9)	\$55,000	Augusta National GC, Augusta, GA (72/7,040)
4/15/79	\$299,625	Fuzzy Zoeller *	280 (-8)	Ed Sneed - 280 (-8) Tom Watson - 280 (-8)	\$50,000	Augusta National GC, Augusta, GA (72/7,040)
4/9/78	\$262,402	Gary Player	277 (-11)	Hubert Green - 278 (-10) Tom Watson - 278 (-10) Rod Funseth - 278 (-10)	\$45,000	Augusta National GC, Augusta, GA (72/7,040)
4/10/77	\$280,477	Tom Watson	276 (-12)	Jack Nicklaus - 278 (-10)	\$40,000	Augusta National GC, Augusta, GA (72/7,030)
4/11/76	\$254,852	Raymond Floyd	271 (-17)	Ben Crenshaw - 279 (-9)	\$40,000	Augusta National GC, Augusta, GA (72/7,030)
4/13/75	\$242,750	Jack Nicklaus	276 (-12)	Johnny Miller - 277 (-11) Tom Weiskopf - 277 (-11)	\$40,000	Augusta National GC, Augusta, GA (72/7,020)
4/14/74	\$229,000	Gary Player	278 (-10)	Dave Stockton - 280 (-8) Tom Weiskopf - 280 (-8)	\$35,000	Augusta National GC, Augusta, GA (72/7,020)
4/8/73	\$224,825	Tommy Aaron	283 (-5)	J.C. Snead - 284 (-4)	\$30,000	Augusta National GC, Augusta, GA (72/6,980)
4/9/72	\$204,000	Jack Nicklaus	286 (-2)	Bruce Crampton - 289 (1) Bobby Mitchell - 289 (1) Tom Weiskopf - 289 (1)	\$25,000	Augusta National GC, Augusta, GA (72/6,980)
4/11/71	\$197,976	Charles Coody	279 (-9)	Johnny Miller - 281 (-7) Jack Nicklaus - 281 (-7)	\$25,000	Augusta National GC, Augusta, GA (72/6,980)
4/12/70	\$203,801	Billy Casper *	279 (-9)	Gene Littler - 279 (-9)	\$25,000	Augusta National GC, Augusta, GA (72/6,980)
4/13/69	\$149,974	George Archer	281 (-7)	Billy Casper - 282 (-6) George Knudson - 282 (-6) Tom Weiskopf - 282 (-6)	\$20,000	Augusta National GC, Augusta, GA (72/6,980)
4/14/68	\$142,975	Bob Goalby	277 (-11)	Roberto De Vicenzo - 278 (-10)	\$20,000	Augusta National GC, Augusta, GA (72/6,980)
4/9/67	\$154,850	Gay Brewer	280 (-8)	Bobby Nichols - 281 (-7)	\$20,000	Augusta National GC, Augusta, GA (72/6,980)
4/11/66	\$152,880	Jack Nicklaus *	288	Tommy Jacobs - 288	\$20,000	Augusta National GC, Augusta, GA (72/6,980)
4/11/65	\$137,675	Jack Nicklaus	271 (-17)	Arnold Palmer - 280 (-8) Gary Player - 280 (-8)	\$20,000	Augusta National GC, Augusta, GA (72/6,980)
4/12/64	\$129,800	Arnold Palmer	276 (-12)	Dave Marr - 282 (-6) Jack Nicklaus - 282 (-6)	\$20,000	Augusta National GC, Augusta, GA (72/6,980)
4/7/63	\$94,000	Jack Nicklaus	286 (-2)	Tony Lema - 287 (-1)	\$20,000	Augusta National GC, Augusta, GA (72/6,980)
4/8/62	\$109,100	Arnold Palmer *	280 (-8)	Gary Player - 280 (-8)	\$20,000	Augusta National GC, Augusta, GA (72/6,980)
4/10/61	\$99,500	Gary Player	280 (-8)	Arnold Palmer - 281 (-7) Charles Coe - 281 (-7)	\$20,000	Augusta National GC, Augusta, GA (72/6,980)
4/10/60	\$87,050	Arnold Palmer	282 (-6)	Ken Venturi - 283 (-5)	\$17,500	Augusta National GC, Augusta, GA (72/6,980)
4/5/59	\$76,100	Art Wall	284 (-4)	Jack Middlecoff - 285 (-3)	\$15,000	Augusta National GC, Augusta, GA (72/6,980)
4/6/58	\$60,050	Arnold Palmer	284 (-4)	Doug Ford - 285 (-3) Fred Hawkins - 285 (-3)	\$11,250	Augusta National GC, Augusta, GA (72/6,980)
4/7/57	\$53,300	Doug Ford	283 (-5)	Sam Snead - 286 (-2)	\$8,750	Augusta National GC, Augusta, GA (72/6,980)
4/8/56	\$42,000	Jack Burke, Jr.	289 (1)	Ken Venturi - 290 (2)	\$6,000	Augusta National GC, Augusta, GA (72/6,965)
4/10/55	\$33,750	Cary Middlecoff	279 (-9)	Ben Hogan - 286 (-2)	\$5,000	Augusta National GC, Augusta, GA (72/6,965)
4/11/54	\$33,500	Sam Snead *	289 (1)	Ben Hogan - 289 (1)	\$5,000	Augusta National GC, Augusta, GA (72/6,950)
4/12/53	\$24,410	Ben Hogan	274 (-14)	Ed Oliver - 279 (-9)	\$4,000	Augusta National GC, Augusta, GA (72/6,950)
4/6/52	\$20,000	Sam Snead	286 (-2)	Jack Burke, Jr. - 290 (2)	\$4,000	Augusta National GC, Augusta, GA (72/6,950)
4/8/51	\$10,000	Ben Hogan	280 (-8)	Skee Riegel - 282 (-6)	\$3,000	Augusta National GC, Augusta, GA (72/6,900)
4/9/50	\$12,000	Jimmy Demaret	283 (-5)	Jim Ferrier - 285 (-3)	\$2,400	Augusta National GC, Augusta, GA (72/6,900)

## Tournament History

End Date	Purse	Winner	Score	Runner-Up	Earnings	Location (Par/Yards)
4/10/49	\$11,000	Sam Snead	282 (-6)	Johnny Bulla - 285 (-3) Lloyd Mangrum - 285 (-3)	\$2,750	Augusta National GC, Augusta, GA (72/6,900)
4/11/48	\$10,000	Claude Harmon	279 (-9)	Cary Middlecoff - 284 (-4)	\$2,500	Augusta National GC, Augusta, GA (72/6,900)
4/6/47	\$10,000	Jimmy Demaret	281 (-7)	Byron Nelson - 283 (-5) Frank Stranahan - 283 (-5)	\$2,500	Augusta National GC, Augusta, GA (72/6,800)
4/7/46	\$10,000	Herman Keiser	282 (-6)	Ben Hogan - 283 (-5)	\$2,500	Augusta National GC, Augusta, GA (72/6,800)
4/12/42	\$5,000	Byron Nelson *	280 (-8)	Ben Hogan - 280 (-8)	\$1,500	Augusta National GC, Augusta, GA (72/6,800)
4/6/41	\$5,000	Craig Wood	280 (-8)	Byron Nelson - 283 (-5)	\$1,500	Augusta National GC, Augusta, GA (72/6,800)
4/7/40	\$5,000	Jimmy Demaret	280 (-9)	Lloyd Mangrum - 284 (-4)	\$1,500	Augusta National GC, Augusta, GA (72/6,800)
4/2/39	\$5,000	Ralph Guldahl	279 (-9)	Sam Snead - 280 (-8)	\$1,500	Augusta National GC, Augusta, GA (72/6,800)
4/4/38	\$5,000	Henry Picard	285 (-3)	Harry Cooper - 287 (-1) Ralph Guldahl - 287 (-1)	\$1,500	Augusta National GC, Augusta, GA (72/6,800)
<b>Augusta National Invitation</b>						
4/4/37	\$5,000	Byron Nelson	283 (-5)	Ralph Guldahl - 285 (-3)	\$1,500	Augusta National GC, Augusta, GA (72/6,700)
4/5/36	\$5,000	Horton Smith	285 (-3)	Harry Cooper - 286 (-2)	\$1,500	Augusta National GC, Augusta, GA (72/6,700)
4/7/35	\$5,000	Gene Sarazen *	282 (-6)	Craig Wood - 282 (-6)	\$1,500	Augusta National GC, Augusta, GA (72/6,700)
3/27/34	\$5,000	Horton Smith	284 (-4)	Craig Wood - 285 (-3)	\$1,500	Augusta National GC, Augusta, GA (72/6,700)

\* indicates playoff

# RBC Heritage

Hilton Head, South Carolina • April 18-21, 2019

Harbour Town GL

Par/Yards: 36-35--71 | 7,099



PGA TOUR event 29 of 49  
FedExCup Points (first): 500  
Purse: \$6,900,000



## Winner: Cheng Tsung Pan

FedExCup Points: 500  
71-65-69-67 272 (-12) | \$1,242,000

## Leaders

### Round 1

Shane Lowry	65 (-6)
Ryan Palmer	66 (-5)
Ryan Moore	66 (-5)
Luke List	66 (-5)
Daniel Berger	66 (-5)
Trey Mullinax	66 (-5)
<b>Cheng Tsung Pan</b>	71 (E)

### Round 2

Shane Lowry	133 (-9)
Trey Mullinax	134 (-8)
Dustin Johnson	135 (-7)
Emiliano Grillo	135 (-7)
Daniel Berger	135 (-7)
<b>Cheng Tsung Pan</b>	136 (-6)

### Round 3

Dustin Johnson	203 (-10)
Rory Sabbatini	204 (-9)
Ian Poulter	204 (-9)
Shane Lowry	204 (-9)
K.J. Choi	205 (-8)
Scott Piercy	205 (-8)
<b>Cheng Tsung Pan</b>	205 (-8)
Emiliano Grillo	205 (-8)
Patrick Cantlay	205 (-8)
Trey Mullinax	205 (-8)

## Order of Finish (cut: 36 HOLES: 70 professionals at E (142) or better.)

Pos	Player	Scores	Total	FedExCup Points	Earnings	Pos	Player	Scores	Total	FedExCup Points	Earnings	Pos	Player	Scores	Total	FedExCup Points	Earnings
1	Cheng Tsung Pan	71 65 69 67	272 (-12)	500	\$1,242,000	T45	Billy Horschel	67 70 72 75	284 (E)	11	\$21,390	CUT	Russell Knox	71 74	145 (+3)	--	--
2	Matt Kuchar	69 69 68 67	273 (-11)	300	\$745,200	T45	Patton Kizzire	72 69 71 72	284 (E)	11	\$21,390	CUT	Sam Saunders	73 72	145 (+3)	--	--
T3	Scott Piercy	67 70 68 69	274 (-10)	145	\$358,800	T48	Kyoung-Hoon Lee	70 69 74 72	285 (+1)	8	\$17,342	CUT	Martin Laird	74 71	145 (+3)	--	--
T3	Shane Lowry	65 68 71 70	274 (-10)	145	\$358,800	T48	Scott Stallings	70 69 71 75	285 (+1)	8	\$17,342	CUT	Brice Gamett	72 73	145 (+3)	--	--
T3	Patrick Cantlay	67 72 66 69	274 (-10)	145	\$358,800	T48	Brandt Snedeker	71 71 69 74	285 (+1)	8	\$17,342	CUT	Chris Kirk	71 74	145 (+3)	--	--
T6	Kevin Streelman	69 69 68 68	275 (-9)	92	\$231,150	T48	Adam Hadwin	71 69 74 71	285 (+1)	8	\$17,342	CUT	Vaughn Taylor	69 76	145 (+3)	--	--
T6	Seamus Power	68 72 68 67	275 (-9)	92	\$231,150	T48	Jonathan Byrd	68 73 73 71	285 (+1)	8	\$17,342	CUT	Charles Howell III	73 72	145 (+3)	--	--
T6	J.T. Poston	71 71 67 66	275 (-9)	92	\$231,150	T48	Graeme McDowell	68 71 73 73	285 (+1)	8	\$17,342	CUT	Keith Mitchell	73 72	145 (+3)	--	--
9	Sam Burns	67 70 69 70	276 (-8)	80	\$200,100	T54	Brian Gay	71 68 71 76	286 (+2)	6	\$15,801	CUT	Kelly Kraft	76 69	145 (+3)	--	--
T10	Troy Merritt	69 67 72 69	277 (-7)	64	\$152,950	T54	Jordan Spieth	71 66 74 75	286 (+2)	6	\$15,801	CUT	Cameron Smith	72 74	146 (+4)	--	--
T10	K.J. Choi	70 66 69 72	277 (-7)	64	\$152,950	T54	Brandon Harkins	71 67 74 74	286 (+2)	6	\$15,801	CUT	Corey Conners	74 72	146 (+4)	--	--
T10	Kevin Na	67 72 71 67	277 (-7)	64	\$152,950	T54	Wyndham Clark	70 69 78 69	286 (+2)	6	\$15,801	CUT	Abraham Ancer	73 73	146 (+4)	--	--
T10	Rory Sabbatini	67 69 68 73	277 (-7)	64	\$152,950	T58	Richy Werenski	74 68 74 71	287 (+3)	5	\$15,318	CUT (A)	John Augenstein	73 73	146 (+4)	--	--
T10	Ian Poulter	70 67 67 73	277 (-7)	64	\$152,950	T58	Nick Taylor	72 70 68 77	287 (+3)	5	\$15,318	CUT	Jim Furyk	70 76	146 (+4)	--	--
T10	Michael Thompson	68 71 69 69	277 (-7)	64	\$152,950	T58	Marc Leishman	70 69 77 71	287 (+3)	5	\$15,318	CUT	Sungjae Im	72 74	146 (+4)	--	--
T16	Brian Stuard	68 70 72 68	278 (-6)	45	\$90,620	T61	Scott Langley	68 74 75 71	288 (+4)	5	\$14,973	CUT	Adam Long	71 75	146 (+4)	--	--
T16	Jason Kokrak	69 68 72 69	278 (-6)	45	\$90,620	T61	Branden Grace	70 72 75 71	288 (+4)	5	\$14,973	CUT	Ryan Blaum	71 75	146 (+4)	--	--
T16	Joel Dahmen	70 68 71 69	278 (-6)	45	\$90,620	T63	Jason Dufner	73 69 71 76	289 (+5)	4	\$14,559	CUT	Ray Franz, Jr.	76 70	146 (+4)	--	--
T16	Eddie Pepperell	71 69 68 70	278 (-6)	--	\$90,620	T63	Ryan Armour	72 69 74 74	289 (+5)	4	\$14,559	CUT	Francesco Molinari	74 72	146 (+4)	--	--
T16	Webb Simpson	69 73 65 71	278 (-6)	45	\$90,620	T63	Xander Schauffele	71 70 73 75	289 (+5)	4	\$14,559	CUT	Lucas Glover	76 70	146 (+4)	--	--
T16	Zach Johnson	69 69 72 68	278 (-6)	45	\$90,620	T63	Mackenzie Hughes	70 70 72 77	289 (+5)	4	\$14,559	CUT	Charl Schwartzel	74 72	146 (+4)	--	--
T16	Rafa Cabrera Bello	68 69 70 71	278 (-6)	45	\$90,620	T67	Ted Potter, Jr.	73 69 77 72	291 (+7)	3	\$14,076	CUT	Justin Harding	74 72	146 (+4)	--	--
T16	Trey Mullinax	66 68 71 73	278 (-6)	45	\$90,620	T67	Ben Silverman	73 68 76 74	291 (+7)	3	\$14,076	CUT	Brian Harman	71 75	146 (+4)	--	--
T16	Peter Malnati	67 72 69 70	278 (-6)	45	\$90,620	T67	Cody Gribble	72 69 73 77	291 (+7)	3	\$14,076	CUT	Anirban Lahiri	72 74	146 (+4)	--	--
T25	Boo Weekley	69 70 70 70	279 (-5)	34	\$56,350	70	Satoshi Kodaira	73 68 77 82	300 (+16)	3	\$13,800	CUT	Scott Brown	77 70	147 (+5)	--	--
T25	Tommy Fleetwood	71 68 70 70	279 (-5)	34	\$56,350	CUT	Andrew Putnam	69 74	143 (+1)	--	--	CUT	Rod Pampling	72 75	147 (+5)	--	--
T25	Harris English	72 69 69 69	279 (-5)	34	\$56,350	CUT	Russell Henley	73 70	143 (+1)	--	--	CUT	Cameron Champ	74 73	147 (+5)	--	--
T28	Dustin Johnson	68 67 68 77	280 (-4)	28	\$46,920	CUT	Colt Knost	72 71	143 (+1)	--	--	CUT	Si Woo Kim	73 74	147 (+5)	--	--
T28	Alex Noren	67 74 67 72	280 (-4)	28	\$46,920	CUT	Peter Uihlein	75 68	143 (+1)	--	--	CUT	Michael Kim	73 74	147 (+5)	--	--
T28	Chez Reavie	68 71 68 73	280 (-4)	28	\$46,920	CUT	Stewart Cink	71 72	143 (+1)	--	--	CUT	D.J. Trahan	71 77	148 (+6)	--	--
T28	Ryan Palmer	66 71 74 69	280 (-4)	28	\$46,920	CUT	Ernie Els	72 71	143 (+1)	--	--	CUT	Tyler Duncan	73 75	148 (+6)	--	--
T28	J.J. Spaun	70 69 68 73	280 (-4)	28	\$46,920	CUT	Chesson Hadley	71 72	143 (+1)	--	--	CUT	Nick Watney	74 75	149 (+7)	--	--
T33	Daniel Berger	66 69 72 74	281 (-3)	21	\$36,455	CUT	Bryson DeChambeau	70 73	143 (+1)	--	--	CUT	D.A. Points	73 76	149 (+7)	--	--
T33	Denny McCarthy	70 68 70 73	281 (-3)	21	\$36,455	CUT	Adam Schenk	71 73	144 (+2)	--	--	CUT	Byeong Hun An	74 75	149 (+7)	--	--
T33	Luke Donald	70 70 69 72	281 (-3)	21	\$36,455	CUT	Harold Varner III	71 73	144 (+2)	--	--	CUT	Beau Hossler	76 73	149 (+7)	--	--
T33	Hudson Swafford	68 74 71 68	281 (-3)	21	\$36,455	CUT	Whee Kim	73 71	144 (+2)	--	--	CUT	Matt Wallace	75 74	149 (+7)	--	--
T33	Emiliano Grillo	68 67 70 76	281 (-3)	21	\$36,455	CUT	Jim Herman	75 69	144 (+2)	--	--	CUT	Tom Hoge	76 74	150 (+8)	--	--
T33	Andrew Landry	69 71 73 68	281 (-3)	21	\$36,455	CUT	Austin Cook	71 73	144 (+2)	--	--	CUT	Alex Cejka	76 74	150 (+8)	--	--
T39	Bud Cauley	69 72 72 69	282 (-2)	17	\$30,360	CUT	Mark Anderson	73 71	144 (+2)	--	--	CUT	Roger Sloan	82 73	155 (+13)	--	--
T39	Matthew Fitzpatrick	71 71 68 72	282 (-2)	--	\$30,360	CUT	Aaron Baddeley	72 72	144 (+2)	--	--	DQ	Ollie Schniederjans	73	73 (+2)	--	--
T41	Luke List	66 73 73 71	283 (-1)	14	\$26,220	CUT	Jonas Blikt	69 75	144 (+2)	--	--	W/D	Bill Haas	73	73 (+2)	--	--
T41	Danny Lee	72 69 70 72	283 (-1)	14	\$26,220	CUT	Chris Stroud	71 73	144 (+2)	--	--						
T41	Kevin Kisner	71 68 72 72	283 (-1)	14	\$26,220	CUT	Martin Kaymer	72 72	144 (+2)	--	--						
T41	Ryan Moore	66 74 72 71	283 (-1)	14	\$26,220	CUT	Danny Willett	74 70	144 (+2)	--	--						
T45	Charley Hoffman	68 69 70 77	284 (E)	11	\$21,390	CUT	Morgan Hoffmann	72 73	145 (+3)	--	--						

## Notes

After entering the final round trailing Dustin Johnson by two strokes, C.T. Pan posted a 4-under 67 to win the RBC Heritage by one stroke over Matt Kuchar for his first career PGA TOUR victory. The win came in Pan's 79th PGA TOUR start at the age of 27 years, 5 months, 9 days.

With the win, C.T. Pan became the 14th player to record his first PGA TOUR victory at the RBC Heritage and fourth straight (Branden Grace/2016, Wesley Bryan/2017, Satoshi Kodaira/2018, Pan/2019).

C.T. Pan's win marked the seventh straight come-from-behind victory at the event and just the second win on TOUR by a player from Chinese Taipei (1987 Genesis Open/T.C. Chen). In total, Pan became the 13th international winner of the RBC Heritage and fifth in the last eight years (Carl Pettersson/2012, Graeme McDowell/2013, Branden Grace/2016, Satoshi Kodaira/2018, Pan/2019).

Matt Kuchar, the 2014 RBC Heritage champion, finished one stroke behind C.T. Pan for his 12th runner-up finish on the PGA TOUR.

In search of his second PGA TOUR win, Shane Lowry posted a 1-under 70 in the final round to finish T3. Lowry opened the week with scores of 65-68 to hold the outright lead after each of the first two rounds.

Dustin Johnson entered the final round of the RBC Heritage with a one-stroke lead, but closed with a 6-over 77 to finish T28, eight strokes behind champion C.T. Pan. The 77 was Johnson's highest score since the third round of the 2018 U.S. Open. He led the field in Driving Distance (311.0 yards) as he sought to become the second South Carolinian to win the event (Wesley Bryan/2017).

2018 champion Satoshi Kodaira posted a final-round 82 to finish in 70th place in his title defense. Kodaira was hoping to become the fourth player to successfully defend an RBC Heritage title (Payne Stewart/1990, Davis Love III/1992 and Boo Weekley/2008).

Emiliano Grillo had an albatross on the fifth hole during the second round of the RBC Heritage, holing a hybrid from 254 yards. It marked the second time the feat had occurred at the RBC Heritage since 1983 (Nathan Green/2007/R2/No. 2).

**WEATHER: Thursday:** Partly cloudy. High of 77. Wind SSE 10-15 mph. **Friday:** Partly cloudy and windy. High of 76. Wind S 15-35 mph, with gusts to 40 mph. Play was suspended at 12:48 p.m. due to thunderstorms and resumed at 4:31 p.m. Play was suspended due to darkness at 7:47 p.m., with 56 players yet to complete their second rounds. **Saturday:** Partly cloudy. High of 69. Wind WSW 15-20 mph, with gusts to 30 mph. The second round resumed at 7:45 a.m., with the third round beginning with threesomes off split tees beginning at 11:10 a.m. **Sunday:** Sunny. High of 73. Wind W 10-15 mph, with gusts to 20 mph.

## Tournament Record: 264

Brian Gay (2009)

## Harbour Town GL: 61

Troy Merritt (2015), David Frost (1994)

## Tournament History

End Date	Purse	Winner	Score	Runner-Up	Earnings	Location (Par/Yards)
<b>RBC Heritage</b>						
4/21/19	\$6,900,000	Cheng Tsung Pan	272 (-12)	Matt Kuchar - 273 (-11)	\$1,242,000	Harbour Town GL, Hilton Head, SC (71/7,099)
4/15/18	\$6,700,000	Satoshi Kodaira *	272 (-12)	Si Woo Kim - 272 (-12)	\$1,206,000	Harbour Town GL, Hilton Head, SC (71/7,099)
4/16/17	\$6,500,000	Wesley Bryan	271 (-13)	Luke Donald - 272 (-12)	\$1,170,000	Harbour Town GL, Hilton Head, SC (71/7,099)
4/17/16	\$5,900,000	Branden Grace	275 (-9)	Luke Donald - 277 (-7) Russell Knox - 277 (-7)	\$1,062,000	Harbour Town GL, Hilton Head, SC (71/7,099)
4/19/15	\$5,900,000	Jim Furyk *	266 (-18)	Kevin Kisner - 266 (-18)	\$1,062,000	Harbour Town GL, Hilton Head, SC (71/7,101)
4/20/14	\$5,800,000	Matt Kuchar	273 (-11)	Luke Donald - 274 (-10)	\$1,044,000	Harbour Town GL, Hilton Head, SC (71/7,101)
4/21/13	\$5,800,000	Graeme McDowell *	275 (-9)	Webb Simpson - 275 (-9)	\$1,044,000	Harbour Town GL, Hilton Head, SC (71/7,101)
4/15/12	\$5,700,000	Carl Pettersson	270 (-14)	Zach Johnson - 275 (-9)	\$1,026,000	Harbour Town GL, Hilton Head, SC (71/7,101)
<b>The Heritage</b>						
4/24/11	\$5,700,000	Brandt Snedeker *	272 (-12)	Luke Donald - 272 (-12)	\$1,026,000	Harbour Town GL, Hilton Head, SC (71/6,973)
<b>Verizon Heritage</b>						
4/18/10	\$5,700,000	Jim Furyk *	271 (-13)	Brian Davis - 271 (-13)	\$1,026,000	Harbour Town GL, Hilton Head, SC (71/6,973)
4/19/09	\$5,700,000	Brian Gay	264 (-20)	Briny Baird - 274 (-10) Luke Donald - 274 (-10)	\$1,026,000	Harbour Town GL, Hilton Head, SC (71/6,973)
4/20/08	\$5,500,000	Boo Weekley	269 (-15)	Aaron Baddeley - 272 (-12) Anthony Kim - 272 (-12)	\$990,000	Harbour Town GL, Hilton Head, SC (71/6,973)
4/15/07	\$5,400,000	Boo Weekley	270 (-14)	Ernie Els - 271 (-13)	\$972,000	Harbour Town GL, Hilton Head, SC (71/6,973)
4/16/06	\$5,300,000	Aaron Baddeley	269 (-15)	Jim Furyk - 270 (-14)	\$954,000	Harbour Town GL, Hilton Head, SC (71/6,973)
<b>MCI Heritage</b>						
4/17/05	\$5,200,000	Peter Lonard	277 (-7)	Billy Andrade - 279 (-5) Davis Love III - 279 (-5) Jim Furyk - 279 (-5) Darren Clarke - 279 (-5)	\$936,000	Harbour Town GL, Hilton Head, SC (71/6,973)
4/18/04	\$4,800,000	Stewart Cink *	274 (-10)	Ted Purdy - 274 (-10)	\$864,000	Harbour Town GL, Hilton Head, SC (71/6,973)
4/20/03	\$4,500,000	Davis Love III *	271 (-13)	Woody Austin - 271 (-13)	\$810,000	Harbour Town GL, Hilton Head, SC (71/6,973)
<b>WORLDWIDE CLASSIC-The Heritage of Golf</b>						
4/21/02	\$4,000,000	Justin Leonard	270 (-14)	Heath Slocum - 271 (-13)	\$720,000	Harbour Town GL, Hilton Head, SC (71/6,973)
4/15/01	\$3,500,000	José Coceres *	273 (-11)	Billy Mayfair - 273 (-11)	\$630,000	Harbour Town GL, Hilton Head, SC (71/6,973)
<b>MCI Classic</b>						
4/16/00	\$3,000,000	Stewart Cink	270 (-14)	Tom Lehman - 272 (-12)	\$540,000	Harbour Town GL, Hilton Head, SC (71/6,912)
4/18/99	\$2,500,000	Glen Day *	274 (-10)	Jeff Sluman - 274 (-10) Payne Stewart - 274 (-10)	\$450,000	Harbour Town GL, Hilton Head, SC (71/6,916)
4/19/98	\$1,900,000	Davis Love III	266 (-18)	Glen Day - 273 (-11)	\$342,000	Harbour Town GL, Hilton Head, SC (71/6,916)
4/20/97	\$1,500,000	Nick Price	269 (-15)	Brad Faxon - 275 (-9) Jesper Parnevik - 275 (-9)	\$270,000	Harbour Town GL, Hilton Head, SC (71/6,916)
4/21/96	\$1,400,000	Loren Roberts	265 (-19)	Mark O'Meara - 268 (-16)	\$252,000	Harbour Town GL, Hilton Head, SC (71/6,912)
4/16/95	\$1,300,000	Bob Tway *	275 (-9)	David Frost - 275 (-9) Nolan Henke - 275 (-9)	\$234,000	Harbour Town GL, Hilton Head, SC (71/6,912)
<b>MCI Heritage Golf Classic</b>						
4/17/94	\$1,250,000	Hale Irwin	266 (-18)	Greg Norman - 268 (-16)	\$225,000	Harbour Town GL, Hilton Head, SC (71/6,912)
4/18/93	\$1,125,000	David Edwards	273 (-11)	David Frost - 275 (-9)	\$202,500	Harbour Town GL, Hilton Head, SC (71/6,912)
4/19/92	\$1,000,000	Davis Love III	269 (-15)	Chip Beck - 273 (-11)	\$180,000	Harbour Town GL, Hilton Head, SC (71/6,912)
4/21/91	\$1,000,000	Davis Love III	271 (-13)	Ian Baker-Finch - 273 (-11)	\$180,000	Harbour Town GL, Hilton Head, SC (71/6,912)
4/15/90	\$1,000,000	Payne Stewart *	276 (-8)	Steve Jones - 276 (-8) Larry Mize - 276 (-8)	\$180,000	Harbour Town GL, Hilton Head, SC (71/6,912)
4/16/89	\$800,000	Payne Stewart	268 (-16)	Kenny Perry - 273 (-11)	\$144,000	Harbour Town GL, Hilton Head, SC (71/6,912)
4/17/88	\$700,000	Greg Norman	271 (-13)	David Frost - 272 (-12) Gil Morgan - 272 (-12)	\$126,000	Harbour Town GL, Hilton Head, SC (71/6,912)
4/19/87	\$650,000	Davis Love III	271 (-13)	Steve Jones - 272 (-12)	\$117,000	Harbour Town GL, Hilton Head, SC (71/6,657)
<b>Sea Pines Heritage</b>						
4/20/86	\$450,000	Fuzzy Zoeller	276 (-8)	Chip Beck - 277 (-7) Roger Maltbie - 277 (-7) Greg Norman - 277 (-7)	\$81,000	Harbour Town GL, Hilton Head, SC (71/6,657)
4/21/85	\$400,000	Bernhard Langer *	273 (-11)	Bobby Wadkins - 273 (-11)	\$72,000	Harbour Town GL, Hilton Head, SC (71/6,657)
4/22/84	\$400,000	Nick Faldo	270 (-14)	Tom Kite - 271 (-13)	\$72,000	Harbour Town GL, Hilton Head, SC (71/6,657)
4/17/83	\$350,000	Fuzzy Zoeller	275 (-9)	Jim Nelford - 277 (-7)	\$63,000	Harbour Town GL, Hilton Head, SC (71/6,657)
3/28/82	\$300,000	Tom Watson *	280 (-4)	Frank Conner - 280 (-4)	\$54,000	Harbour Town GL, Hilton Head, SC (71/6,657)
3/29/81	\$300,000	Bill Rogers	278 (-6)	Bruce Devlin - 279 (-5) Hale Irwin - 279 (-5) Gil Morgan - 279 (-5) Craig Stadler - 279 (-5)	\$54,000	Harbour Town GL, Hilton Head, SC (71/6,657)
3/30/80	\$300,000	Doug Tewell *	280 (-4)	Jerry Pate - 280 (-4)	\$54,000	Harbour Town GL, Hilton Head, SC (71/6,657)
<b>Sea Pines Heritage Classic</b>						
4/1/79	\$300,000	Tom Watson	270 (-14)	Ed Sneed - 275 (-9)	\$54,000	Harbour Town GL, Hilton Head, SC (71/6,657)
<b>Heritage Classic</b>						
3/26/78	\$225,000	Hubert Green	277 (-7)	Hale Irwin - 280 (-4)	\$45,000	Harbour Town GL, Hilton Head, SC (71/6,657)
3/27/77	\$225,000	Graham Marsh	273 (-11)	Tom Watson - 274 (-10)	\$45,000	Harbour Town GL, Hilton Head, SC (71/6,657)
<b>Sea Pines Heritage Classic</b>						
3/28/76	\$215,000	Hubert Green	274 (-10)	Jerry McGee - 279 (-5)	\$43,000	Harbour Town GL, Hilton Head, SC (71/6,657)
3/30/75	\$200,000	Jack Nicklaus	271 (-13)	Tom Weiskopf - 274 (-10)	\$40,000	Harbour Town GL, Hilton Head, SC (71/6,657)
3/24/74	\$200,000	Johnny Miller	276 (-8)	Gibby Gilbert - 279 (-5)	\$40,000	Harbour Town GL, Hilton Head, SC (71/6,657)
9/16/73	\$150,000	Hale Irwin	272 (-12)	Jerry Heard - 277 (-7) Grier Jones - 277 (-7)	\$30,000	Harbour Town GL, Hilton Head, SC (71/6,657)
11/26/72	\$125,000	Johnny Miller	281 (-3)	Tom Weiskopf - 282 (-2)	\$25,000	Harbour Town GL, Hilton Head, SC (71/6,657)
11/28/71	\$110,000	Hale Irwin	279 (-5)	Bob Lunn - 280 (-4)	\$22,000	Harbour Town GL, Hilton Head, SC (71/6,657)
<b>Heritage Golf Classic</b>						
11/29/70	\$100,000	Bob Goalby	280 (-4)	Lanny Wadkins - 284	\$20,000	Harbour Town GL, Hilton Head, SC (71/6,657)
11/30/69	\$100,000	Arnold Palmer	283 (-1)	Richard Crawford - 286 (2) Bert Yancey - 286 (2)	\$20,000	Harbour Town GL, Hilton Head, SC (71/6,657)

\* indicates playoff

# Zurich Classic of New Orleans

Avondale, Louisiana • April 25-28, 2019

TPC Louisiana

Par/Yards: 36-36--72 | 7,425



PGA TOUR event 30 of 49

FedExCup Points (first): 500

Purse: \$7,300,000



**Winner: Ryan Palmer / Jon Rahm**

FedExCup Points: 400 | \$1,051,200

## Leaders

### Round 1

Brian Gay/Rory Sabbatini	60 (-12)
Scott Stallings/Trey Mullinax	61 (-11)
Cody Gribble/Joey Garber	61 (-11)
Cameron Davis/Kyle Jones	62 (-10)
J.T. Poston/Stephan Jaeger	62 (-10)
Kevin Kisner/Scott Brown	62 (-10)
Russell Knox/Brian Stuard	62 (-10)
Chez Reavie/Lucas Glover	62 (-10)
Martin Laird/Nick Taylor	62 (-10)
<b>Jon Rahm/Ryan Palmer</b>	<b>64 (-8)</b>

### Round 2

<b>Jon Rahm/Ryan Palmer</b>	<b>129 (-15)</b>
Peter Malnati/Billy Hurley III	130 (-14)
Brian Gay/Rory Sabbatini	130 (-14)
Russell Knox/Brian Stuard	131 (-13)
Kevin Kisner/Scott Brown	131 (-13)
Scott Stallings/Trey Mullinax	131 (-13)

### Round 3

<b>Jon Rahm/Ryan Palmer</b>	<b>193 (-23)</b>
Scott Stallings/Trey Mullinax	193 (-23)
Justin Harding/Branden Grace	194 (-22)
Brian Gay/Rory Sabbatini	196 (-20)
Peter Malnati/Billy Hurley III	196 (-20)

## Order of Finish (cut: 36 HOLES: 39 Teams at -8 (136) or better.)

Position	Player	Scores	Total	FedExCup Points	Earnings
1	Jon Rahm/Ryan Palmer	64 65 64 69	262/-26	400	\$1,051,200
2	Sergio Garcia/Tommy Fleetwood	65 68 64 68	265/-23	162.5	\$423,400
T3	Brian Gay/Rory Sabbatini	60 70 66 71	267/-21	96.25	\$256,413
T3	Kyoung-Hoon Lee/Matt Every	65 69 65 68	267/-21	96.25	\$256,413
T5	Hank Lebioda/Curtis Luck	67 66 64 71	268/-20	64.37	\$163,338
T5	Seamus Power/David Heam	68 68 64 68	268/-20	64.37	\$163,338
T5	Roberto Castro/Cameron Tringale	65 69 66 68	268/-20	64.37	\$163,338
T5	Kevin Kisner/Scott Brown	62 69 68 69	268/-20	64.37	\$163,338
T9	Peter Malnati/Billy Hurley III	63 67 66 73	269/-19	44	\$92,345
T9	Martin Laird/Nick Taylor	62 74 64 69	269/-19	44	\$92,345
T9	Nick Watney/Charley Hoffman	65 70 63 71	269/-19	44	\$92,345
T9	Ian Poulter/Sam Horsfield	67 69 66 67	269/-19	44	\$92,345
T13	Kevin Tway/Kelly Kraft	63 72 64 71	270/-18	28.75	\$51,137
T13	Billy Horschel/Scott Piercy	66 68 66 70	270/-18	28.75	\$51,137
T13	Alex Cejka/Alex Prugh	63 71 64 72	270/-18	28.75	\$51,137
T13	Scott Stallings/Trey Mullinax	61 70 62 77	270/-18	28.75	\$51,137
T13	Adam Hadwin/Jim Knous	66 68 65 71	270/-18	28.75	\$51,137
T18	Joel Dahmen/Brandon Harkins	63 71 63 74	271/-17	17.5	\$33,717
T18	Chez Reavie/Lucas Glover	62 70 68 71	271/-17	17.5	\$33,717
T18	Russell Henley/Ryan Blum	65 67 65 74	271/-17	17.5	\$33,717
T18	Henrik Stenson/Graeme McDowell	65 67 66 73	271/-17	17.5	\$33,717
T22	Troy Merritt/Robert Streb	66 68 66 72	272/-16	8.45	\$19,610
T22	Chris Stroud/Jason Kokrak	65 69 68 70	272/-16	8.45	\$19,610
T22	Austin Cook/Andrew Landry	65 70 62 75	272/-16	8.45	\$19,610
T22	Russell Knox/Brian Stuard	62 69 66 75	272/-16	8.45	\$19,610
T22	J.T. Poston/Stephan Jaeger	62 70 67 73	272/-16	8.45	\$19,610
T22	Shubhankar Sharma/Anirban Lahiri	67 69 65 71	272/-16	8.45	\$19,610

Position	Player	Scores	Total	FedExCup Points	Earnings
T22	Brooks Koepka/Chase Koepka	67 68 63 74	272/-16	8.45	\$19,610
T22	J.J. Spaun/Matt Jones	67 69 64 72	272/-16	8.45	\$19,610
T30	Corey Connors/Mackenzie Hughes	67 68 68 70	273/-15	4.9	\$15,987
T30	Shawn Stefani/Bill Haas	65 69 68 71	273/-15	4.9	\$15,987
T32	Julian Etulain/Andres Romero	67 69 65 73	274/-14	4.1	\$15,403
T32	Justin Harding/Branden Grace	65 68 61 80	274/-14	4.1	\$15,403
T34	Bubba Watson/J.B. Holmes	64 70 66 75	275/-13	3.3	\$14,819
T34	Tom Hoge/J.J. Henry	67 68 66 74	275/-13	3.3	\$14,819
36	Keegan Bradley/Jon Curran	64 71 69 75	279/-9	2.85	\$14,381
T37	Whee Kim/Sungjae Im	64 72 73 73	282/-6	2.45	\$13,797
T37	Denny McCarthy/Roberto Diaz	63 73 70 76	282/-6	2.45	\$13,797
T37	Cody Gribble/Joey Garber	61 75 76 70	282/-6	2.45	\$13,797
CUT	Kevin Steelman/Vaughn Taylor	64 73	137/-7		
CUT	Rod Pampling/John Senden	67 70	137/-7		
CUT	Scott Langley/Jonathan Byrd	68 69	137/-7		
CUT	Kenny Perry/Josh Teater	67 70	137/-7		
CUT	Cameron Champ/Sam Burns	66 71	137/-7		
CUT	Jason Dufner/Pat Perez	66 71	137/-7		
CUT	Jhonattan Vegas/Abraham Ancer	67 70	137/-7		
CUT	Danny Lee/Sung Kang	65 72	137/-7		
CUT	Jason Day/Adam Scott	65 72	137/-7		
CUT	Brian Harman/Patton Kizzire	68 69	137/-7		
CUT	Wyndham Clark/D.J. Trahan	65 73	138/-6		
CUT	Kyle Stanley/Tony Finau	63 75	138/-6		
CUT	K.J. Choi/David Lingmerth	67 71	138/-6		
CUT	Brice Gamett/Chesson Hadley	63 75	138/-6		
CUT	Cameron Davis/Kyle Jones	62 76	138/-6		

Position	Player	Scores	Total	FedExCup Points	Earnings
CUT	Jonas Blixt/Cameron Smith	66 72	138/-6		
CUT	Chase Wright/Derek Fathauer	67 72	139/-5		
CUT	Tyler Duncan/Adam Schenk	65 74	139/-5		
CUT	Richy Werenski/Nicholas Lindheim	67 72	139/-5		
CUT	Andrew Putnam/Max Homa	65 75	140/-4		
CUT	Padraig Harrington/Shane Lowry	68 72	140/-4		
CUT	Harris English/Johnson Wagner	65 75	140/-4		
CUT	Patrick Reed/Patrick Cantlay	67 73	140/-4		
CUT	Harold Varner III/Tom Lovelady	67 73	140/-4		
CUT	Chris Kirk/Sepp Straka	66 74	140/-4		
CUT	Freddie Jacobson/Chad Campbell	68 72	140/-4		
CUT	Peter Uihlein/Dominic Bozzelli	68 72	140/-4		
CUT	David Duval/Jim Furyk	66 75	141/-3		
CUT	Si Woo Kim/Sangmoon Bae	68 73	141/-3		
CUT	Michael Kim/C.T. Pan	64 78	142/-2		
CUT	Louis Oosthuizen/Charl Schwartzel	65 77	142/-2		
CUT	Ted Potter, Jr./Nate Lashley	68 74	142/-2		
CUT	Anders Albertson/Seth Reeves	71 71	142/-2		
CUT	Carlos Ortiz/Sebastián Muñoz	67 75	142/-2		
CUT	Joaquin Niemann/Dylan Frittelli	70 75	142/-2		
CUT	Colt Knost/Boo Weekley	70 72	142/-2		
CUT	Brendan Steele/Luke Donald	69 73	142/-2		
CUT	Ollie Schniederjans/Adam Svensson	69 73	142/-2		
CUT	Ernie Els/Trevor Immelman	71 71	142/-2		
CUT	Hudson Swafford/Wes Roach	67 77	144/E		
CUT	Dru Love/Davis Love III	67 78	145/1		

## Notes

Jon Rahm and Ryan Palmer teamed to win the Zurich Classic of New Orleans by three shots over Sergio Garcia/Tommy Fleetwood with a score of 26-under 262. The win for Rahm was his third on TOUR, while Palmer collected his fourth. The duo was the first to win by three shots or more since the event went to the team format in 2017.

Jon Rahm/Ryan Palmer sat T17 after a first-round 64 in Four-ball format but captured the solo-lead through 36 holes at 15-under following a 7-under 65 in Foursomes, the first score of 65 or lower at the event in that format.

Jon Rahm's only previous appearance in the event came in 2018 when he missed the cut with Welsley Bryan. Ryan Palmer was making his 11th start, having previously posted a top-five in the team format with Jordan Spieth (4th/2017).

Zurich ambassadors Sergio Garcia and Tommy Fleetwood finished second at 23-under 265. For Fleetwood, it was the second consecutive top-five at the event, pairing with Chris Paisley in 2018 for a T4. Garcia was coming off a missed cut in 2018 with partner Rafa Cabrera Bello.

Two teams tied for third, with Matt Every/K.H. Lee and Rory Sabbatini/Brian Gay finishing five shots back of the lead.

Kevin Kisner/Scott Brown finished T5 at 20-under with rounds of 62-69-68-69 at TPC Louisiana. Kisner recorded a hole-in-one with a 5-iron at the 201-yard third hole in the opening round (unofficial due to team format). The duo finished in the top 15 for the third time in the first three years of the team format at the event.

Scott Stallings/Trey Mullinax (T13) shared the 54-hole lead with Jon Rahm/Ryan Palmer before posting a final-round 77.

Defending champions Billy Horschel/Scott Piercy finished T13 at 18-under.

For the sixth time in a seven-year stretch, the Zurich Classic of New Orleans experienced a suspension of play.

**WEATHER: Thursday:** Partly cloudy. High of 79. Wind S10-20 mph. Play was suspended at 9:41 a.m. CT due to thunderstorms and resumed at 5:14 p.m., a delay of 7 hours, 33 minutes. Darkness suspended play again at 7:35 p.m. with 13 teams completing round one. A total of 2.5 inches of rain fell. **Friday:** Sunny. High of 82. Wind N 10-18 mph. The first round resumed at 7 a.m. and was completed at 2:45 p.m. The second round began at 1:15 p.m. and was suspended due to darkness at 7:36 p.m. **Saturday:** Sunny. High of 81. Wind ESE 8-16 mph. The second round resumed at 7 a.m. and was completed at 10:46 a.m. The third round began at 11:20 a.m. with players going off split tees and was completed at 6:42 p.m. **Sunday:** Partly cloudy. High of 81. Wind ESE 5-10 mph.

## Tournament History

End Date	Purse	Winner	Score	Runner-Up	Earnings	Location (Par/Yards)
<b>Zurich Classic of New Orleans</b>						
4/28/19	\$7,300,000	Ryan Palmer	262 (-77)	Sergio Garcia - 265 (-68) Tommy Fleetwood - 265 (-65)	\$1,051,200	TPC Louisiana, Avondale, LA (72/7,425)
4/29/18	\$7,200,000	Scott Piercy	266 (-52)	Pat Perez - 267 (-64) Jason Dufner - 267 (-58)	\$1,036,800	TPC Louisiana, Avondale, LA (72/7,425)
4/30/17	\$7,100,000	Jonas Blixt *	261 (-60)	Kevin Kisner - 261 (-63) Scott Brown - 261 (-61)	\$1,022,400	TPC Louisiana, Avondale, LA (72/7,425)
5/1/16	\$7,000,000	Brian Stuard *	201 (-15)	Jamie Lovemark - 201 (-15) Byeong Hun An - 201 (-15)	\$1,260,000	TPC Louisiana, Avondale, LA (72/7,425)
4/26/15	\$6,900,000	Justin Rose	266 (-22)	Cameron Tringale - 267 (-21)	\$1,242,000	TPC Louisiana, Avondale, LA (72/7,425)
4/27/14	\$6,800,000	Seung-Yul Noh	269 (-19)	Andrew Svoboda - 271 (-17) Robert Streb - 271 (-17)	\$1,224,000	TPC Louisiana, Avondale, LA (72/7,425)
4/28/13	\$6,600,000	Billy Horschel	268 (-20)	D.A. Points - 269 (-19)	\$1,188,000	TPC Louisiana, Avondale, LA (72/7,425)
4/29/12	\$6,400,000	Jason Dufner *	269 (-19)	Ernie Els - 269 (-19)	\$1,152,000	TPC Louisiana, Avondale, LA (72/7,425)
5/1/11	\$6,400,000	Bubba Watson *	273 (-15)	Webb Simpson - 273 (-15)	\$1,152,000	TPC Louisiana, Avondale, LA (72/7,399)
4/25/10	\$6,400,000	Jason Bohn	270 (-18)	Jeff Overton - 272 (-16)	\$1,152,000	TPC Louisiana, Avondale, LA (72/7,399)
4/26/09	\$6,300,000	Jerry Kelly	274 (-14)	Charlie Wi - 275 (-13) Charles Howell III - 275 (-13) Rory Sabbatini - 275 (-13)	\$1,134,000	TPC Louisiana, Avondale, LA (72/7,399)
3/30/08	\$6,200,000	Andres Romero	275 (-13)	Peter Lonard - 276 (-12)	\$1,116,000	TPC Louisiana, Avondale, LA (72/7,341)
4/22/07	\$6,100,000	Nick Watney	273 (-15)	Ken Duke - 276 (-12)	\$1,098,000	TPC Louisiana, Avondale, LA (72/7,341)
4/30/06	\$6,000,000	Chris Couch	269 (-19)	Fred Funk - 270 (-18) Charles Howell III - 270 (-18)	\$1,080,000	English Turn G&CC, New Orleans, LA (72/7,078)
5/1/05	\$5,500,000	Tim Petrovic *	275 (-13)	James Driscoll - 275 (-13)	\$990,000	TPC Louisiana, Avondale, LA (72/7,520)
<b>HP Classic of New Orleans</b>						
5/2/04	\$5,100,000	Vijay Singh	266 (-22)	Phil Mickelson - 267 (-21) Joe Ogilvie - 267 (-21)	\$918,000	English Turn G&CC, New Orleans, LA (72/7,078)
5/4/03	\$5,000,000	Steve Flesch *	267 (-21)	Bob Estes - 267 (-21)	\$900,000	English Turn G&CC, New Orleans, LA (72/7,116)
<b>Compaq Classic of New Orleans</b>						
5/5/02	\$4,500,000	K.J. Choi	271 (-17)	Dudley Hart - 275 (-13) Geoff Ogilvy - 275 (-13)	\$810,000	English Turn G&CC, New Orleans, LA (72/7,116)
5/6/01	\$4,000,000	David Toms	266 (-22)	Phil Mickelson - 268 (-20)	\$720,000	English Turn G&CC, New Orleans, LA (72/7,116)
<b>COMPAQ Classic of New Orleans</b>						
5/7/00	\$3,400,000	Carlos Franco *	270 (-18)	Blaine McCallister - 270 (-18)	\$612,000	English Turn G&CC, New Orleans, LA (72/7,116)
5/9/99	\$2,600,000	Carlos Franco	269 (-19)	Steve Flesch - 271 (-17) Harrison Frazer - 271 (-17)	\$468,000	English Turn G&CC, New Orleans, LA (72/7,116)
<b>Freeport-McDermott Classic</b>						
4/5/98	\$1,700,000	Lee Westwood	273 (-15)	Steve Flesch - 276 (-12)	\$306,000	English Turn G&CC, New Orleans, LA (72/7,116)
4/6/97	\$1,500,000	Brad Faxon	272 (-16)	Bill Glasson - 275 (-13) Jesper Parnevik - 275 (-13)	\$270,000	English Turn G&CC, New Orleans, LA (72/7,116)
3/24/96	\$1,200,000	Scott McCarron	275 (-13)	Tom Watson - 280 (-8)	\$216,000	English Turn G&CC, New Orleans, LA (72/7,116)
<b>Freeport-McMoRan Classic</b>						
4/2/95	\$1,200,000	Davis Love III *	274 (-14)	Mike Heinen - 274 (-14)	\$216,000	English Turn G&CC, New Orleans, LA (72/7,116)
4/3/94	\$1,200,000	Ben Crenshaw	273 (-15)	José Maria Olazábal - 276 (-12)	\$216,000	English Turn G&CC, New Orleans, LA (72/7,116)
<b>Freeport-McMoRan Golf Classic</b>						
4/4/93	\$1,000,000	Mike Standly	281 (-7)	Russ Cochran - 282 (-6) Payne Stewart - 282 (-6)	\$180,000	English Turn G&CC, New Orleans, LA (72/7,116)
4/5/92	\$1,000,000	Chip Beck	276 (-12)	Greg Norman - 277 (-11) Mike Standly - 277 (-11)	\$180,000	English Turn G&CC, New Orleans, LA (72/7,116)
<b>USF&amp;G Classic</b>						
3/24/91	\$1,000,000	Ian Woosnam *	275 (-13)	Jim Hallet - 275 (-13)	\$180,000	English Turn G&CC, New Orleans, LA (72/7,116)
4/29/90	\$1,000,000	David Frost	276 (-12)	Greg Norman - 277 (-11)	\$180,000	English Turn G&CC, New Orleans, LA (72/7,116)
3/26/89	\$750,000	Tim Simpson	274 (-14)	Greg Norman - 276 (-12) Hal Sutton - 276 (-12)	\$135,000	English Turn G&CC, New Orleans, LA (72/7,116)
4/24/88	\$750,000	Chip Beck	262 (-26)	Lanny Wadkins - 269 (-19)	\$135,000	Lakewood CC, New Orleans, LA (72/7,080)
3/22/87	\$500,000	Ben Crenshaw	268 (-20)	Curtis Strange - 271 (-17)	\$90,000	Lakewood CC, New Orleans, LA (72/7,080)
3/23/86	\$500,000	Calvin Peete	269 (-19)	Pat McGowan - 274 (-14)	\$90,000	Lakewood CC, New Orleans, LA (72/7,080)
3/17/85	\$400,000	Seve Ballesteros	205 (-11)	Peter Jacobsen - 207 (-9) John Mahaffey - 207 (-9)	\$72,000	Lakewood CC, New Orleans, LA (72/7,080)
3/25/84	\$400,000	Bob Eastwood	272 (-16)	Larry Rinker - 275 (-13)	\$72,000	Lakewood CC, New Orleans, LA (72/7,080)
3/20/83	\$400,000	Bill Rogers	274 (-14)	David Edwards - 277 (-11) Jay Haas - 277 (-11) Vance Heafner - 277 (-11)	\$72,000	Lakewood CC, New Orleans, LA (72/7,080)
4/25/82	\$300,000	Scott Hoch	206 (-10)	Bob Shearer - 208 (-8) Tom Watson - 208 (-8)	\$54,000	Lakewood CC, New Orleans, LA (72/7,080)
<b>USF&amp;G New Orleans Open</b>						
4/26/81	\$350,000	Tom Watson	270 (-18)	Bruce Fleisher - 272 (-16)	\$63,000	Lakewood CC, New Orleans, LA (72/7,080)
<b>Greater New Orleans Open</b>						
4/27/80	\$250,000	Tom Watson	273 (-15)	Lee Trevino - 275 (-13)	\$45,000	Lakewood CC, New Orleans, LA (72/7,080)
<b>First NBC New Orleans Open</b>						
4/29/79	\$250,000	Hubert Green	273 (-15)	Frank Conner - 274 (-14) Bruce Lietzke - 274 (-14) Steve Melnyk - 274 (-14) Lee Trevino - 274 (-14)	\$45,000	Lakewood CC, New Orleans, LA (72/7,080)
4/30/78	\$200,000	Lon Hinkle	271 (-17)	Gilby Gilbert - 272 (-16) Fuzzy Zoeller - 272 (-16)	\$40,000	Lakewood CC, New Orleans, LA (72/7,080)
4/24/77	\$175,000	Jim Simons	273 (-15)	Stan Lee - 276 (-12)	\$35,000	Lakewood CC, New Orleans, LA (72/7,080)
4/25/76	\$175,000	Larry Ziegler	274 (-14)	Victor Regalado - 275 (-13)	\$35,000	Lakewood CC, New Orleans, LA (72/7,080)
5/18/75	\$150,000	Billy Casper	271 (-17)	Peter Oosterhuis - 273 (-15)	\$30,000	Lakewood CC, New Orleans, LA (72/7,080)
<b>Greater New Orleans Open</b>						
3/31/74	\$150,000	Lee Trevino	267 (-21)	Bobby Cole - 275 (-13) Ben Crenshaw - 275 (-13)	\$30,000	Lakewood CC, New Orleans, LA (72/7,080)
3/25/73	\$125,000	Jack Nicklaus *	280 (-8)	Miller Barber - 280 (-8)	\$25,000	Lakewood CC, New Orleans, LA (72/7,080)
3/26/72	\$125,000	Gary Player	279 (-9)	Dave Eichelberger - 280 (-8) Jack Nicklaus - 280 (-8)	\$25,000	Lakewood CC, New Orleans, LA (72/7,080)
<b>Greater New Orleans Open Invitational</b>						
5/2/71	\$125,000	Frank Beard	276 (-12)	Hubert Green - 277 (-11)	\$25,000	Lakewood CC, New Orleans, LA (72/7,080)
4/19/70	\$125,000	Miller Barber *	278 (-10)	Bob Charles - 278 (-10) Howie Johnson - 278 (-10)	\$25,000	Lakewood CC, New Orleans, LA (72/7,080)
5/4/69	\$100,000	Larry Hinson *	275 (-13)	Frank Beard - 275 (-13)	\$20,000	Lakewood CC, New Orleans, LA (72/7,080)
5/12/68	\$100,000	George Archer	271 (-17)	Bert Yancey - 273 (-15)	\$20,000	Lakewood CC, New Orleans, LA (72/7,080)
5/4/67	\$100,000	George Knudson	277 (-11)	Jack Nicklaus - 278 (-10)	\$20,000	Lakewood CC, New Orleans, LA (72/7,080)
5/16/66	\$100,000	Frank Beard	276 (-12)	Gardner Dickinson - 278 (-10)	\$20,000	Lakewood CC, New Orleans, LA (72/7,080)
5/16/65	\$100,000	Dick Mayer	273 (-15)	Bruce Devlin - 274 (-14) Bill Martindale - 274 (-14)	\$20,000	Lakewood CC, New Orleans, LA (72/7,080)
3/2/64	\$50,000	Mason Rudolph	283 (-5)	Jack Nicklaus - 284 (-4) Chi Chi Rodriguez - 284 (-4) Glenn Stuart - 284 (-4)	\$7,500	Lakewood CC, New Orleans, LA (72/7,080)
3/4/63	\$40,000	Bo Wininger	279 (-9)	Bob Rosburg - 282 (-6) Tony Lema - 282 (-6)	\$6,400	Lakewood CC, New Orleans, LA (72/7,080)
2/25/62	\$30,000	Bo Wininger	281 (-7)	Bob Rosburg - 283 (-5)	\$4,300	City Park GC, New Orleans, LA (72/6,656)
3/5/61	\$30,000	Doug Sanders	272 (-16)	Gay Brewer - 277 (-11) Mac Main - 277 (-11)	\$4,300	City Park GC, New Orleans, LA (72/6,656)

## Tournament History

End Date	Purse	Winner	Score	Runner-Up	Earnings	Location (Par/Yards)
4/24/60	\$25,000	Dow Finsterwald	270 (-18)	Al Besselink - 276 (-12)	\$3,500	City Park GC, New Orleans, LA (72/6,656)
3/9/59	\$20,000	Bill Collins	280 (-8)	Tom Nieporte - 283 (-5) Jack Burke, Jr. - 283 (-5)	\$2,800	City Park GC, New Orleans, LA (72/6,656)
3/11/58	\$20,000	Billy Casper *	278 (-10)	Ken Venturi - 278 (-10)	\$2,800	City Park GC, New Orleans, LA (72/6,656)
<b>New Orleans Open</b>						
2/22/48	\$10,000	Bob Hamilton	280 (-8)	Fred Haas - 281 (-7) Roberto De Vicenzo - 281 (-7) Lawson Little - 281 (-7)	\$2,000	City Park GC, New Orleans, LA (72/6,656)
2/17/46	\$7,500	Byron Nelson	277	Ben Hogan - 282	\$1,500	City Park GC, New Orleans, LA (72/6,656)
2/11/45	\$6,666	Byron Nelson *	284	Harold McSpaden - 284	\$1,333.33	City Park GC, New Orleans, LA (72/6,656)
2/28/44	\$5,000	Sam Byrd	285	Byron Nelson - 290	\$1,000	City Park GC, New Orleans, LA (72/6,656)
2/22/42	\$5,000	Lloyd Mangrum	281 (65)	Sam Snead - 282 (-6) Lawson Little - 282 (66)	\$1,000	City Park GC, New Orleans, LA (72/6,656)
2/16/41	\$5,000	Henry Picard	276 (-12)	Ben Hogan - 278 (-10)	\$1,200	City Park GC, New Orleans, LA (72/6,656)
2/25/40	\$10,000	Jimmy Demaret	286 (142)	Sam Snead - 287 (-2) Ralph Guldahl - 287 (143) Harold McSpaden - 287 (143)	\$2,000	City Park GC, New Orleans, LA (72/6,656)
2/19/39	\$10,000	Henry Picard	284	Dick Metz - 289	\$2,000	City Park GC, New Orleans, LA (72/6,656)
<b>Crescent City Open</b>						
2/21/38	\$5,000	Harry Cooper	285 (69)	Harold McSpaden - 289 (73)	\$1,200	City Park GC, New Orleans, LA (72/6,656)

\* indicates playoff

# Wells Fargo Championship

Charlotte, North Carolina • May 2-5, 2019

Quail Hollow Club

Par/Yards: 35-36--71 | 7,554

WELLS FARGO  
CHAMPIONSHIP

PGA TOUR event 31 of 49

FedExCup Points (first): 500

Purse: \$7,900,000

**Winner: Max Homa**

FedExCup Points: 500

69-63-70-67 269 (-15) | \$1,422,000

## Leaders

### Round 1

Rory McIlroy	66 (-5)
Joel Dahmen	66 (-5)
Nick Taylor	67 (-4)
Martin Laird	67 (-4)
Dylan Frittelli	67 (-4)
Patrick Reed	67 (-4)
Adam Schenk	67 (-4)
<b>Max Homa</b>	<b>69 (-2)</b>

### Round 2

Jason Dufner	131 (-11)
Joel Dahmen	132 (-10)
<b>Max Homa</b>	<b>132 (-10)</b>
Rory McIlroy	136 (-6)
Patrick Reed	136 (-6)

### Round 3

Jason Dufner	202 (-11)
Joel Dahmen	202 (-11)
<b>Max Homa</b>	<b>202 (-11)</b>
Pat Perez	203 (-10)
Rory McIlroy	204 (-9)

## Order of Finish (cut: 36 HOLES: 75 professionals at +1 (143) or better.)

Pos	Player	Scores	Total	FedExCup Points	Earnings	Pos	Player	Scores	Total	FedExCup Points	Earnings	Pos	Player	Scores	Total	FedExCup Points	Earnings
1	Max Homa	69 63 70 67	269 (-15)	500	\$1,422,000	T54	Harris English	71 71 72 72	286 (+2)	6	\$17,933	CUT	Chris Thompson	74 73	147 (+5)	--	--
2	Joel Dahmen	66 66 70 70	272 (-12)	300	\$853,200	T54	Nick Taylor	67 75 72 72	286 (+2)	6	\$17,933	CUT	Tom Lovelady	75 72	147 (+5)	--	--
3	Justin Rose	70 67 68 68	273 (-11)	190	\$537,200	T54	Roberto Diaz	70 72 71 73	286 (+2)	6	\$17,933	CUT	Broc Everett	78 69	147 (+5)	--	--
T4	Sergio Garcia	69 73 65 68	275 (-9)	109	\$311,063	T54	John Senden	68 73 69 76	286 (+2)	6	\$17,933	CUT	Phil Mickelson	71 76	147 (+5)	--	--
T4	Paul Casey	69 71 66 69	275 (-9)	109	\$311,063	T54	Brendan Steele	72 70 75 69	286 (+2)	6	\$17,933	CUT	Jonas Blixt	70 77	147 (+5)	--	--
T4	Jason Dufner	68 63 71 73	275 (-9)	109	\$311,063	T60	Brice Garnett	70 71 70 76	287 (+3)	5	\$17,064	CUT	Sam Saunders	75 72	147 (+5)	--	--
T4	Rickie Fowler	71 70 66 68	275 (-9)	109	\$311,063	T60	Tony Finau	72 69 72 74	287 (+3)	5	\$17,064	CUT	Scott Brown	72 75	147 (+5)	--	--
T8	Kyle Stanley	69 69 71 68	277 (-7)	75	\$213,300	T60	Kyung-Hoon Lee	70 72 70 75	287 (+3)	5	\$17,064	CUT	Michael Thompson	72 75	147 (+5)	--	--
T8	Jhonattan Vegas	72 67 69 69	277 (-7)	75	\$213,300	T60	J.J. Henry	70 72 72 73	287 (+3)	5	\$17,064	CUT	J.T. Poston	74 73	147 (+5)	--	--
T8	Rory McIlroy	66 70 68 73	277 (-7)	75	\$213,300	T60	Kramer Hickok	72 69 72 74	287 (+3)	5	\$17,064	CUT	Hudson Swafford	73 74	147 (+5)	--	--
T8	Pat Perez	69 68 66 74	277 (-7)	75	\$213,300	T65	Brandon Harkins	73 69 71 76	289 (+5)	4	\$16,432	CUT	Chesson Hadley	71 76	147 (+5)	--	--
T8	Keith Mitchell	68 74 66 69	277 (-7)	75	\$213,300	T65	Tom Hoge	70 70 75 74	289 (+5)	4	\$16,432	CUT	Harold Varner III	77 70	147 (+5)	--	--
T13	Jim Knous	68 72 70 68	278 (-6)	55	\$143,780	T65	Luke List	75 68 71 75	289 (+5)	4	\$16,432	CUT	Whee Kim	73 75	148 (+6)	--	--
T13	Vaughn Taylor	68 71 68 71	278 (-6)	55	\$143,780	68	Julian Etulain	73 70 70 77	290 (+6)	3	\$16,116	CUT	Cameron Tringale	71 77	148 (+6)	--	--
T13	Adam Schenk	67 74 67 70	278 (-6)	55	\$143,780	69	Jason Kokrak	70 70 74 78	292 (+8)	3	\$15,958	CUT	Danny Willett	75 73	148 (+6)	--	--
T13	Seamus Power	69 68 69 72	278 (-6)	55	\$143,780	T70	Wes Roach	70 71 74 78	293 (+9)	3	\$15,721	CUT	Scott Stallings	76 72	148 (+6)	--	--
T13	Shawn Stefani	76 65 67 67	278 (-6)	55	\$143,780	T70	Matthew Short	76 67 74 76	293 (+9)	--	\$15,721	CUT	Chris Stroud	73 75	148 (+6)	--	--
T18	Webb Simpson	69 73 69 68	279 (-5)	44	\$99,540	72	Fabian Gómez	70 69 80 77	296 (+12)	3	\$15,484	CUT	Kyle Jones	76 72	148 (+6)	--	--
T18	Dod Redman	70 70 72 72	279 (-5)	--	\$99,540	73	Beau Hossler	69 72 76 80	297 (+13)	3	\$15,326	CUT	Alvaro Ortiz	77 71	148 (+6)	--	--
T18	Brendan Todd	68 70 73 68	279 (-5)	44	\$99,540	CUT	Martin Trainer	73 71	144 (+2)	--	--	CUT	Johnson Wagner	79 69	148 (+6)	--	--
T18	Rory Sabbatini	76 66 67 70	279 (-5)	44	\$99,540	CUT	Denny McCarthy	72 72	144 (+2)	--	--	CUT	Nicholas Lindheim	75 74	149 (+7)	--	--
T18	Chez Reavie	70 71 70 68	279 (-5)	44	\$99,540	CUT	Adam Svensson	73 71	144 (+2)	--	--	CUT	Josh Teater	77 72	149 (+7)	--	--
T18	Aaron Wise	69 70 69 71	279 (-5)	44	\$99,540	CUT	Sangmoon Bae	71 73	144 (+2)	--	--	CUT	Billy Hurley III	79 70	149 (+7)	--	--
T24	Brian Harman	68 75 69 68	280 (-4)	35	\$67,348	CUT	Keegan Bradley	70 74	144 (+2)	--	--	CUT	José de Jesús Rodríguez	75 74	149 (+7)	--	--
T24	Jason Day	68 69 74 69	280 (-4)	35	\$67,348	CUT	Brandon Hagy	72 72	144 (+2)	--	--	CUT	Nathan Stamey	77 72	149 (+7)	--	--
T24	Bud Cauley	73 70 68 69	280 (-4)	35	\$67,348	CUT	John Chin	75 69	144 (+2)	--	--	CUT	Wyndham Clark	74 75	149 (+7)	--	--
T24	Dylan Frittelli	67 74 70 69	280 (-4)	35	\$67,348	CUT	Zach Johnson	70 74	144 (+2)	--	--	CUT	Chip McDaniell	75 75	150 (+8)	--	--
T28	Henrik Stenson	74 67 70 70	281 (-3)	30	\$56,090	CUT	Ben Crane	72 73	145 (+3)	--	--	CUT	Anirban Lahiri	79 71	150 (+8)	--	--
T28	Ollie Schniederjans	74 69 68 70	281 (-3)	30	\$56,090	CUT	Ernie Els	74 71	145 (+3)	--	--	CUT	Derek Fathauer	78 72	150 (+8)	--	--
T28	Patrick Reed	67 69 71 74	281 (-3)	30	\$56,090	CUT	Ryan Armour	72 73	145 (+3)	--	--	CUT	Mackenzie Hughes	75 75	150 (+8)	--	--
T31	Cody Gribble	71 72 68 71	282 (-2)	22	\$44,804	CUT	Rod Pampling	74 71	145 (+3)	--	--	CUT	Pdraig Harrington	75 75	150 (+8)	--	--
T31	Sungjae Im	70 69 71 72	282 (-2)	22	\$44,804	CUT	Anders Albertson	73 72	145 (+3)	--	--	CUT	Matt Every	75 76	151 (+9)	--	--
T31	Lucas Glover	70 69 72 71	282 (-2)	22	\$44,804	CUT	Roger Sloan	74 71	145 (+3)	--	--	CUT	Danny Lee	75 77	152 (+10)	--	--
T31	Alex Prugh	73 68 71 70	282 (-2)	22	\$44,804	CUT	Carlos Ortiz	72 73	145 (+3)	--	--	CUT	Martin Piller	79 73	152 (+10)	--	--
T31	Hideki Matsuyama	73 70 70 69	282 (-2)	22	\$44,804	CUT	Jim Herman	73 72	145 (+3)	--	--	CUT	Steve Scott	75 77	152 (+10)	--	--
T31	Martin Laird	67 71 71 73	282 (-2)	22	\$44,804	CUT	Tyler Duncan	71 74	145 (+3)	--	--	CUT	Seth Reeves	76 76	152 (+10)	--	--
T31	Nick Watney	70 72 72 68	282 (-2)	22	\$44,804	CUT	Joey Garber	71 74	145 (+3)	--	--	CUT	Curtis Luck	71 81	152 (+10)	--	--
T38	Adam Hadwin	73 69 68 73	283 (-1)	15	\$32,390	CUT	Cameron Champ	72 73	145 (+3)	--	--	CUT	Scott Langley	78 74	152 (+10)	--	--
T38	Kid Knost	73 68 67 75	283 (-1)	15	\$32,390	CUT	Kelly Kraft	73 72	145 (+3)	--	--	CUT	Matthew Goggin	76 77	153 (+11)	--	--
T38	Matt Jones	70 70 72 71	283 (-1)	15	\$32,390	CUT	Dominic Bozzelli	71 74	145 (+3)	--	--	CUT	Freddie Jacobson	77 77	154 (+12)	--	--
T38	Chase Wright	71 72 69 71	283 (-1)	15	\$32,390	CUT	Ben Silverman	71 74	145 (+3)	--	--	CUT	Will MacKenzie	75 79	154 (+12)	--	--
T38	Joaquin Niemann	73 70 69 71	283 (-1)	15	\$32,390	CUT	Peter Malnati	74 71	145 (+3)	--	--	CUT	Tyrone Van Aswegen	79 75	154 (+12)	--	--
T38	Richy Werenski	70 69 73 71	283 (-1)	15	\$32,390	CUT	Roberto Castro	71 74	145 (+3)	--	--	CUT	Stephan Jaeger	76 78	154 (+12)	--	--
T38	Sebastián Muñoz	68 70 73 72	283 (-1)	15	\$32,390	CUT	Robert Streb	76 70	146 (+4)	--	--	CUT	Jonathan Byrd	78 79	157 (+15)	--	--
T45	Adam Long	70 71 73 70	284 (E)	10	\$23,131	CUT	Russell Henley	71 75	146 (+4)	--	--	W/D	Sam Burns	77	77 (+6)	--	--
T45	Nate Lashley	71 70 69 74	284 (E)	10	\$23,131	CUT	Sepp Straka	74 72	146 (+4)	--	--	W/D	J.B. Holmes	80	80 (+9)	--	--
T45	Jimmy Walker	71 70 72 71	284 (E)	10	\$23,131	CUT	Sung Kang	70 76	146 (+4)	--	--	W/D	Byeong Hun An	72 70 71	213 (E)	--	--
T45	Kevin Streelman	71 69 70 74	284 (E)	10	\$23,131	CUT	Peter Uihlein	73 73	146 (+4)	--	--	W/D	Gary Woodland	73 70 74	217 (+4)	--	--
T45	Ryan Blaum	71 72 68 73	284 (E)	10	\$23,131	CUT	Ted Potter, Jr.	74 72	146 (+4)	--	--						
T50	Zack Suerch	72 71 73 69	285 (+1)	8	\$19,237	CUT	Cameron Davis	75 71	146 (+4)	--	--						
T50	Bill Haas	69 72 71 73	285 (+1)	8	\$19,237	CUT	Brady Schnell	74 72	146 (+4)	--	--						
T50	Trey Mullinax	72 69 73 71	285 (+1)	8	\$19,237	CUT	Chad Collins	76 70	146 (+4)	--	--						
T50	Hank Lebioda	71 72 74 68	285 (+1)	8	\$19,237	CUT	Charles Howell III	73 73	146 (+4)	--	--						
T54	Daniel Berger	73 69 70 74	286 (+2)	6	\$17,933	CUT	David Hearn	74 73	147 (+5)	--	--						

## Notes

Max Homa earned his first PGA TOUR victory at the Wells Fargo Championship, defeating Joel Dahmen by three shots with a score of 15-under 269. The victory came in his 69th start at the age of 28 years, 5 months, 16 days.

Through 54 holes, Max Homa was tied with Joel Dahmen and Jason Dufner for the lead at 11-under 202. The share of the lead represented Homa's first after any round on the PGA TOUR.

Max Homa became the fifth player to make the Wells Fargo Championship his first career victory, joining Anthony Kim (2008), Rory McIlroy (2010), Rickie Fowler (2012) and Derek Ernst (2013).

Max Homa led the field in Strokes Gained: Putting with an average of 2.472 per round, averaging more than two strokes in that category for the first time on TOUR.

Joel Dahmen collected his first solo-second finish on the PGA TOUR, with his previous-best result coming at the 2018 John Deere Classic (T2). With an opening 66, Dahmen held a share of the 18-hole lead, his third such lead in a seven-week stretch on TOUR (Valspar Championship, Corales Puntacana Resort & Club Championship, Wells Fargo Championship).

With his third-place result, Justin Rose earned his third consecutive top-five at the Wells Fargo Championship (5th/2014, 3rd/2016, 3rd/2019; DNP in 2015, 2017, 2018).

2010 and 2015 Wells Fargo Championship winner Rory McIlroy held a share of the 18-hole lead en route to a T8 result.

Defending champion Jason Day finished T24 at 4-under 280 in his bid to become the first player to win back-to-back titles at the Wells Fargo Championship.

**WEATHER: Thursday:** Partly cloudy. High of 86. Wind SSW 7-14 mph. **Friday:** Mostly cloudy. High of 85. Wind SSW 7-14 mph. **Saturday:** Mostly cloudy. High of 84. Wind SW 6-12 mph. Play was suspended at 3:37 p.m. ET due to thunderstorms and resumed at 4:48 p.m., a delay of one hour, 11 minutes. A second weather delay began at 5:18 p.m. and lasted one hour, six minutes before play resumed at 6:24 p.m. **Sunday:** Mostly cloudy and rainy. High of 80. Wind WNW 10-20 mph. Due to inclement weather, play was suspended from 5:09 p.m. to 6:11 p.m., a delay of 62 minutes.

## Tournament Record: 267

Rory McIlroy (2015)

## Quail Hollow Club: 62

Peter Uihlein (2018)

## Other Course: 61

Rory McIlroy (2015) - Quail Hollow Club

## Tournament History

End Date	Purse	Winner	Score	Runner-Up	Earnings	Location (Par/Yards)
<b>Wells Fargo Championship</b>						
5/5/19	\$7,900,000	Max Homa	269 (-15)	Joel Dahmen - 272 (-12)	\$1,422,000	Quail Hollow Club, Charlotte, NC (71/7,554)
5/6/18	\$7,700,000	Jason Day	272 (-12)	Nick Watney - 274 (-10) Aaron Wise - 274 (-10)	\$1,386,000	Quail Hollow Club, Charlotte, NC (71/7,554)
5/7/17	\$7,500,000	Brian Harman	278 (-10)	Pat Perez - 279 (-9) Dustin Johnson - 279 (-9)	\$1,350,000	Eagle Point Golf Club, Wilmington, NC (72/7,396)
5/8/16	\$7,300,000	James Hahn *	279 (-9)	Roberto Castro - 279 (-9)	\$1,314,000	Quail Hollow Club, Charlotte, NC (72/7,575)
5/17/15	\$7,100,000	Rory McIlroy	267 (-21)	Webb Simpson - 274 (-14) Patrick Rodgers - 274 (-14)	\$1,278,000	Quail Hollow Club, Charlotte, NC (72/7,562)
5/4/14	\$6,900,000	J.B. Holmes	274 (-14)	Jim Furyk - 275 (-13)	\$1,242,000	Quail Hollow Club, Charlotte, NC (72/7,562)
5/5/13	\$6,700,000	Derek Ernst *	280 (-8)	David Lynn - 280 (-8)	\$1,206,000	Quail Hollow Club, Charlotte, NC (72/7,492)
5/6/12	\$6,500,000	Rickie Fowler *	274 (-14)	D.A. Points - 274 (-14) Rory McIlroy - 274 (-14)	\$1,170,000	Quail Hollow Club, Charlotte, NC (72/7,469)
5/8/11	\$6,500,000	Lucas Glover *	273 (-15)	Jonathan Byrd - 273 (-15)	\$1,170,000	Quail Hollow Club, Charlotte, NC (72/7,469)
<b>Quail Hollow Championship</b>						
5/2/10	\$6,500,000	Rory McIlroy	273 (-15)	Phil Mickelson - 277 (-11)	\$1,170,000	Quail Hollow Club, Charlotte, NC (72/7,469)
5/3/09	\$6,500,000	Sean O'Hair	277 (-11)	Bubba Watson - 278 (-10) Lucas Glover - 278 (-10)	\$1,170,000	Quail Hollow Club, Charlotte, NC (72/7,442)
<b>Wachovia Championship</b>						
5/4/08	\$6,400,000	Anthony Kim	272 (-16)	Ben Curtis - 277 (-11)	\$1,152,000	Quail Hollow Club, Charlotte, NC (72/7,442)
5/6/07	\$6,300,000	Tiger Woods	275 (-13)	Steve Stricker - 277 (-11)	\$1,134,000	Quail Hollow Club, Charlotte, NC (72/7,442)
5/7/06	\$6,300,000	Jim Furyk *	276 (-12)	Trevor Immelman - 276 (-12)	\$1,134,000	Quail Hollow Club, Charlotte, NC (72/7,442)
5/8/05	\$6,000,000	Vijay Singh *	276 (-12)	Jim Furyk - 276 (-12) Sergio Garcia - 276 (-12)	\$1,080,000	Quail Hollow Club, Charlotte, NC (72/7,442)
5/9/04	\$5,600,000	Joey Sindelar *	277 (-11)	Arron Oberholser - 277 (-11)	\$1,008,000	Quail Hollow Club, Charlotte, NC (72/7,442)
5/11/03	\$5,600,000	David Toms	278 (-10)	Robert Gamez - 280 (-8) Vijay Singh - 280 (-8) Brent Geiberger - 280 (-8)	\$1,008,000	Quail Hollow Club, Charlotte, NC (72/7,396)

\* indicates playoff

# AT&T Byron Nelson

Dallas, Texas • May 9-12, 2019  
Trinity Forest Golf Club  
Par/Yards: 36-35--71 | 7,371



PGA TOUR event 32 of 49  
**FedExCup Points (first): 500**  
**Purse: \$7,900,000**



## Winner: Sung Kang

**FedExCup Points:** 500  
65-61-68-67 261 (-23) | \$1,422,000

## Leaders

### Round 1

Denny McCarthy	63 (-8)
Tom Hoge	64 (-7)
Tyler Duncan	64 (-7)
<b>Sung Kang</b>	<b>65 (-6)</b>
9 tied at position	65 (-6)

### Round 2

<b>Sung Kang</b>	<b>126 (-16)</b>
Matt Every	130 (-12)
Tyler Duncan	130 (-12)
Brooks Koepka	131 (-11)
Rory Sabbatini	132 (-10)

### Round 3

<b>Sung Kang</b>	<b>194 (-19)</b>
Matt Every	197 (-16)
Scott Piercy	199 (-14)
Brooks Koepka	199 (-14)
Rory Sabbatini	200 (-13)
Matt Jones	200 (-13)
Tyler Duncan	200 (-13)
Sebastián Muñoz	200 (-13)

## Order of Finish (cut: 36 HOLES: 83 professionals at -2 (140) or better. 54 HOLES: 71 professionals at -4 (209) or better.)

Pos	Player	Scores	Total	FedExCup Points	Earnings	Pos	Player	Scores	Total	FedExCup Points	Earnings	Pos	Player	Scores	Total	FedExCup Points	Earnings
1	Sung Kang	65 61 68 67	261 (-23)	500	\$1,422,000	153	Kevin Tway	70 66 70 70	276 (-8)	6	\$18,117	CUT	Nick Watney	70 72	142 (E)	--	--
T2	Matt Every	65 65 67 66	263 (-21)	245	\$695,200	T53	Troy Merritt	65 74 68 69	276 (-8)	6	\$18,117	CUT	Josh Teater	69 73	142 (E)	--	--
T2	Scott Piercy	67 69 63 64	263 (-21)	245	\$695,200	T53	Bill Haas	68 70 69 69	276 (-8)	6	\$18,117	CUT	Adam Svensson	70 72	142 (E)	--	--
4	Brooks Koepka	65 66 68 65	264 (-20)	135	\$379,200	T53	Rafa Cabrera Bello	70 70 67 69	276 (-8)	6	\$18,117	CUT	Hank Lebioda	74 69	143 (+1)	--	--
T5	Matt Jones	65 70 65 67	267 (-17)	93	\$267,810	T53	Brandon Harkins	68 72 69 67	276 (-8)	6	\$18,117	CUT	Andres Romero	67 76	143 (+1)	--	--
T5	Rory Sabbatini	67 65 68 67	267 (-17)	93	\$267,810	T59	Keith Mitchell	66 73 66 72	277 (-7)	5	\$17,301	CUT	Jimmy Walker	71 72	143 (+1)	--	--
T5	Tyler Duncan	64 66 70 67	267 (-17)	93	\$267,810	T59	J.J. Spaun	66 70 72 69	277 (-7)	5	\$17,301	CUT	Adam Schenk	73 70	143 (+1)	--	--
T5	Peter Uihlein	69 71 63 64	267 (-17)	93	\$267,810	T59	Abraham Ancer	69 71 69 68	277 (-7)	5	\$17,301	CUT	Brian Harman	70 73	143 (+1)	--	--
T5	Kiradech Aphibarnrat	69 68 66 64	267 (-17)	93	\$267,810	T59	Brian Stuard	67 72 70 68	277 (-7)	5	\$17,301	CUT	Chris Stroud	69 74	143 (+1)	--	--
T10	Justin Harding	66 73 64 65	268 (-16)	--	\$205,400	T63	Branden Grace	69 70 66 73	278 (-6)	4	\$16,669	CUT	John Chin	69 74	143 (+1)	--	--
T10	Sebastián Muñoz	69 66 65 68	268 (-16)	73	\$205,400	T63	Patrick Reed	70 68 67 73	278 (-6)	4	\$16,669	CUT	Colt Knost	71 73	144 (+2)	--	--
T12	Nicholas Lindheim	70 69 62 68	269 (-15)	58	\$154,840	T63	Daniel Chopra	72 67 69 70	278 (-6)	4	\$16,669	CUT	Brendon Todd	68 76	144 (+2)	--	--
T12	Carlos Ortiz	69 69 66 65	269 (-15)	58	\$154,840	T63	Seth Reeves	66 70 70 72	278 (-6)	4	\$16,669	CUT	Ben Silverman	74 70	144 (+2)	--	--
T12	Doug Ghim	69 66 66 68	269 (-15)	--	\$154,840	T67	Tom Hoge	64 75 70 70	279 (-5)	4	\$16,195	CUT	Cody Gribble	71 73	144 (+2)	--	--
T12	Padraig Harrington	69 69 66 65	269 (-15)	58	\$154,840	T67	Dylan Frittelli	68 72 69 70	279 (-5)	4	\$16,195	CUT	Kelly Kraft	71 73	144 (+2)	--	--
T12	Pat Perez	67 71 67 64	269 (-15)	58	\$154,840	T69	Ryan Moore	69 70 68 73	280 (-4)	3	\$15,800	CUT	Anders Albertson	72 73	145 (+3)	--	--
T17	Vaughn Taylor	69 67 68 66	270 (-14)	49	\$118,500	T69	Brian Gay	68 72 69 71	280 (-4)	3	\$15,800	CUT	Nick Taylor	73 72	145 (+3)	--	--
T17	Stephan Jaeger	69 66 67 68	270 (-14)	49	\$118,500	T69	Ollie Schniederjans	68 69 70 73	280 (-4)	3	\$15,800	CUT	Luke Donald	76 69	145 (+3)	--	--
T17	Kramer Hickok	65 73 66 66	270 (-14)	49	\$118,500	T72	Sam Burns	66 72 72	210 (-3)	3	\$15,010	CUT	Anirban Lahiri	70 75	145 (+3)	--	--
T20	Henrik Stenson	67 69 66 69	271 (-13)	43	\$95,327	T72	Peter Malnati	70 69 71	210 (-3)	3	\$15,010	CUT	Sam Saunders	72 73	145 (+3)	--	--
T20	Shawn Stefani	65 72 64 70	271 (-13)	43	\$95,327	T72	Chase Wright	68 72 70	210 (-3)	3	\$15,010	CUT	Sangmoon Bae	70 75	145 (+3)	--	--
T20	Jonas Blixt	65 70 70 66	271 (-13)	43	\$95,327	T72	Wes Roach	70 70 70	210 (-3)	3	\$15,010	CUT	Robert Streb	72 73	145 (+3)	--	--
T23	Brady Schnell	72 67 64 69	272 (-12)	35	\$68,335	T72	Ben Crane	68 72 70	210 (-3)	3	\$15,010	CUT	Roland Thatcher	71 75	146 (+4)	--	--
T23	Cameron Tringale	69 69 69 65	272 (-12)	35	\$68,335	T72	Chad Campbell	65 73 72	210 (-3)	3	\$15,010	CUT	Parker McLachlin	73 73	146 (+4)	--	--
T23	Hideki Matsuyama	67 70 68 67	272 (-12)	35	\$68,335	T72	Kyoung-Hoon Lee	68 72 70	210 (-3)	3	\$15,010	CUT	Chris Thompson	75 72	147 (+5)	--	--
T23	Thomas Pieters	70 66 69 67	272 (-12)	--	\$68,335	T79	Roger Sloan	72 68 71	211 (-2)	2	\$14,141	CUT	Ricky Barnes	75 72	147 (+5)	--	--
T23	Denny McCarthy	63 77 65 67	272 (-12)	35	\$68,335	T79	Seamus Power	72 67 72	211 (-2)	2	\$14,141	CUT	Julian Etlain	68 79	147 (+5)	--	--
T23	Daniel Berger	66 72 66 68	272 (-12)	35	\$68,335	T79	Alex Prugh	68 71 72	211 (-2)	2	\$14,141	CUT	Tom Lovelady	73 74	147 (+5)	--	--
T29	Sepp Straka	69 71 68 65	273 (-11)	26	\$50,231	T79	Chad Collins	68 72 71	211 (-2)	2	\$14,141	CUT	Stuart Deane	73 74	147 (+5)	--	--
T29	Joey Garber	68 69 66 70	273 (-11)	26	\$50,231	83	Sungjae Im	71 69 73	213 (E)	2	\$13,746	CUT	José de Jesús Rodríguez	77 70	147 (+5)	--	--
T29	Nate Lashley	67 73 67 66	273 (-11)	26	\$50,231	CUT	Jim Knous	69 72	141 (-1)	--	--	CUT	Zack Fischer	74 73	147 (+5)	--	--
T29	Davis Riley	68 69 66 70	273 (-11)	--	\$50,231	CUT	Jim Herman	73 68	141 (-1)	--	--	CUT	Michael Kim	74 73	147 (+5)	--	--
T29	Morgan Hoffmann	70 68 65 70	273 (-11)	26	\$50,231	CUT	Mackenzie Hughes	67 74	141 (-1)	--	--	CUT	Austin Cook	75 72	147 (+5)	--	--
T29	Jordan Spieth	68 67 67 71	273 (-11)	26	\$50,231	CUT	Dominic Bozzelli	69 72	141 (-1)	--	--	CUT	Trey Mullinax	68 79	147 (+5)	--	--
T35	Russell Henley	71 67 69 67	274 (-10)	18	\$36,488	CUT	Brandon Hagy	74 67	141 (-1)	--	--	CUT	Fabian Gómez	75 73	148 (+6)	--	--
T35	Cheng Tsung Pan	66 70 69 69	274 (-10)	18	\$36,488	CUT	Derek Oland	71 70	141 (-1)	--	--	CUT	Derek Fathauer	75 73	148 (+6)	--	--
T35	Martin Laird	67 66 70 71	274 (-10)	18	\$36,488	CUT	J.T. Poston	69 72	141 (-1)	--	--	CUT	Kris Blanks	72 76	148 (+6)	--	--
T35	Alex Noren	70 68 67 69	274 (-10)	18	\$36,488	CUT	Will MacKenzie	73 68	141 (-1)	--	--	CUT	George McNeill	70 78	148 (+6)	--	--
T35	Zack Sucher	67 68 68 71	274 (-10)	18	\$36,488	CUT	John Senden	73 68	141 (-1)	--	--	CUT	Kyle Jones	73 76	149 (+7)	--	--
T35	Cameron Davis	67 69 70 68	274 (-10)	18	\$36,488	CUT	Freddie Jacobson	71 70	141 (-1)	--	--	CUT	Will Claxton	77 72	149 (+7)	--	--
T35	Kevin Na	69 68 67 70	274 (-10)	18	\$36,488	CUT	Alvaro Ortiz	69 72	141 (-1)	--	--	CUT	Todd Balkin	75 74	149 (+7)	--	--
T35	Scottie Scheffler	67 69 69 69	274 (-10)	--	\$36,488	CUT	Billy Hurley III	69 72	141 (-1)	--	--	CUT (A)	Tony Romo	76 74	150 (+8)	--	--
T43	Curtis Luck	71 67 66 71	275 (-9)	10	\$23,084	CUT	Ryan Blaum	70 71	141 (-1)	--	--	CUT	J.J. Henry	76 74	150 (+8)	--	--
T43	Beau Hossler	67 66 70 72	275 (-9)	10	\$23,084	CUT	Scott Stallings	69 72	141 (-1)	--	--	CUT	Whee Kim	75 77	152 (+10)	--	--
T43	Aaron Wise	69 69 66 71	275 (-9)	10	\$23,084	CUT	Martin Piller	73 68	141 (-1)	--	--	CUT	Jonathan Byrd	78 75	153 (+11)	--	--
T43	Johnson Wagner	72 68 67 68	275 (-9)	10	\$23,084	CUT	Lucas Bjerregaard	70 72	142 (E)	--	--	CUT	Roberto Castro	71 82	153 (+11)	--	--
T43	Ryan Palmer	68 69 71 67	275 (-9)	10	\$23,084	CUT	Thorbjørn Olesen	72 70	142 (E)	--	--	CUT	Smylie Kaufman	76 78	154 (+12)	--	--
T43	Roberto Diaz	66 67 69 73	275 (-9)	10	\$23,084	CUT	Hudson Swafford	72 70	142 (E)	--	--	W/D	Charles Howell III	72	72 (+1)	--	--
T43	Harris English	68 71 68 68	275 (-9)	10	\$23,084	CUT	Tyrone Van Aswegen	71 71	142 (E)	--	--	W/D	Martin Trainer	78	78 (+7)	--	--
T43	Russell Knox	68 69 68 70	275 (-9)	10	\$23,084	CUT	David Heam	69 73	142 (E)	--	--						
T43	Bud Cauley	70 69 64 72	275 (-9)	10	\$23,084	CUT	Wyndham Clark	72 70	142 (E)	--	--						
T43	David Lingmerth	71 68 65 71	275 (-9)	10	\$23,084	CUT	Ernie Els	69 73	142 (E)	--	--						
T53	Michael Thompson	66 68 71 71	276 (-8)	6	\$18,117	CUT	Rod Pampling	70 72	142 (E)	--	--						

## Notes

Sung Kang won his first PGA TOUR title at the AT&T Byron Nelson, defeating Matt Every and Scott Piercy by two strokes. The victory came in his 159th start at the age of 31 years, 11 months, 8 days.

Sung Kang's second-round 61 tied Marc Leishman's opening score from 2018 for low 18-hole score in the first two years at Trinity Forest Golf Club. His score of 126 through two rounds was the 35th opening 36-hole score of 126 or better in PGA TOUR history.

With the win, Sung Kang became the 10th Korean-born player to win on TOUR and the second at the AT&T Byron Nelson (Sangmoon Bae/2013).

Matt Every tied Scott Piercy for second, finishing two shots back of Sung Kang. The runner-up marked Every's third on TOUR and his best finish at the event in four starts, having missed the cut in each of his previous three.

Scott Piercy picked up his fourth career runner-up finish on TOUR, tying Matt Every for second and finishing two strokes behind Sung Kang. Piercy made 51 pars and 21 birdies to become the first player since Charles Howell III at the 2010 A Military Tribute at The Greenbrier to play all 72 holes without a bogey. Piercy's score of 263 was his fourth career sub-265 72-hole score and first since the 2013 Waste Management Phoenix Open (261).

As the highest ranked player in the field in both the FedExCup and Official World Golf Ranking, Brooks Koepka finished solo fourth for his second top-five finish in a three-start stretch at the event. Koepka led the field in distance of putts made (433'7").

Dallas native Jordan Spieth finished T29 in his ninth start at the event. Spieth made his PGA TOUR debut at the 2010 AT&T Byron Nelson as a 16-year-old amateur.

Defending champion Aaron Wise finished T43 in bid to become event's first repeat winner since 1980.

**WEATHER: Thursday:** Mostly cloudy. High of 72. Wind NW 10-15 mph, with gusts to 20 mph. **Friday:** Mostly cloudy. High of 62. Wind NNE 6-13 mph. **Saturday:** Rainy and cloudy. High of 65. Wind NNW 5-10 mph. Due to dangerous thunderstorms in the area, the third round did not start until 3:04 p.m., a delay of six hours. Play was suspended due to darkness at 8:10 p.m. **Sunday:** Mostly sunny. High of 77. Wind NNW 4-8 mph.

## Tournament Record: 259

Steven Bowditch (2015)

## Trinity Forest Golf Club: 61

Sung Kang (2019) | Marc Leishman (2018)

## Other Course: 60

Keegan Bradley (2013) - TPC Four Seasons Resort, Arron Oberholser (2006) - Cottonwood Valley GC, Sam Snead (1957) - Glen Lakes CC

# Tournament History

End Date	Purse	Winner	Score	Runner-Up	Earnings	Location (Par/Yards)
<b>AT&amp;T Byron Nelson</b>						
5/12/19	\$7,900,000	Sung Kang	261 (-23)	Scott Piercy - 263 (-21) Matt Every - 263 (-21)	\$1,422,000	Trinity Forest Golf Club, Dallas, TX (71/7,371)
5/20/18	\$7,700,000	Aaron Wise	261 (-23)	Marc Leishman - 264 (-20)	\$1,386,000	Trinity Forest Golf Club, Dallas, TX (71/7,380)
5/21/17	\$7,500,000	Billy Horschel *	268 (-12)	Jason Day - 268 (-12)	\$1,350,000	TPC Four Seasons Resort, Irving, TX (70/7,166)
5/22/16	\$7,300,000	Sergio Garcia *	265 (-15)	Brooks Koepka - 265 (-15)	\$1,314,000	TPC Four Seasons Resort, Irving, TX (70/7,166)
5/31/15	\$7,100,000	Steven Bowditch	259 (-18)	Charley Hoffman - 263 (-14) Jimmy Walker - 263 (-14) Scott Pinckney - 263 (-14)	\$1,278,000	TPC Four Seasons Resort, Irving, TX (70/7,166) TPC Four Seasons Resort, Irving, TX (69/6,864)
<b>HP Byron Nelson Championship</b>						
5/18/14	\$6,900,000	Brendon Todd	266 (-14)	Mike Weir - 268 (-12)	\$1,242,000	TPC Four Seasons Resort, Irving, TX (70/7,166)
5/19/13	\$6,700,000	Sangmoon Bae	267 (-13)	Keegan Bradley - 269 (-11)	\$1,206,000	TPC Four Seasons Resort, Irving, TX (70/7,166)
5/20/12	\$6,500,000	Jason Dufner	269 (-11)	Dicky Pride - 270 (-10)	\$1,170,000	TPC Four Seasons Resort, Irving, TX (70/7,166)
5/29/11	\$6,500,000	Keegan Bradley *	277 (-3)	Ryan Palmer - 277 (-3)	\$1,170,000	TPC Four Seasons Resort, Irving, TX (70/7,166)
5/23/10	\$6,500,000	Jason Day	270 (-10)	Brian Gay - 272 (-8) Jeff Overton - 272 (-8) Blake Adams - 272 (-8)	\$1,170,000	TPC Four Seasons Resort, Irving, TX (70/7,166)
5/24/09	\$6,500,000	Rory Sabbatini	261 (-19)	Brian Davis - 263 (-17)	\$1,170,000	TPC Four Seasons Resort, Irving, TX (70/7,166)
<b>EDS Byron Nelson Championship</b>						
4/27/08	\$6,400,000	Adam Scott *	273 (-7)	Ryan Moore - 273 (-7)	\$1,152,000	TPC Four Seasons Resort, Irving, TX (70/7,166)
4/29/07	\$6,300,000	Scott Verplank	267 (-13)	Luke Donald - 268 (-12)	\$1,134,000	TPC Four Seasons Resort, Irving, TX (70/7,022) Cottonwood Valley GC, Irving, TX (70/7,030)
5/14/06	\$6,200,000	Brett Wetterich	268 (-12)	Trevor Immelman - 269 (-11)	\$1,116,000	TPC Four Seasons Resort, Irving, TX (70/7,052) Cottonwood Valley GC, Irving, TX (70/6,871)
5/15/05	\$6,200,000	Ted Purdy	265 (-15)	Sean O'Hair - 266 (-14)	\$1,116,000	TPC Four Seasons Resort, Irving, TX (70/7,016) Cottonwood Valley GC, Irving, TX (70/6,861)
5/16/04	\$5,800,000	Sergio Garcia *	270 (-10)	Dudley Hart - 270 (-10) Robert Damron - 270 (-10)	\$1,044,000	TPC Four Seasons Resort, Irving, TX (70/7,016) Cottonwood Valley GC, Irving, TX (70/6,847)
5/18/03	\$5,600,000	Vijay Singh	265 (-15)	Nick Price - 267 (-13)	\$1,008,000	TPC Four Seasons Resort, Irving, TX (70/7,017) Cottonwood Valley GC, Irving, TX (70/6,846)
<b>Verizon Byron Nelson Classic</b>						
5/12/02	\$4,800,000	Shigeki Maruyama	266 (-14)	Ben Crane - 268 (-12)	\$864,000	TPC Four Seasons Resort, Irving, TX (70/7,017) Cottonwood Valley GC, Irving, TX (70/6,846)
5/13/01	\$4,500,000	Robert Damron *	263 (-17)	Scott Verplank - 263 (-17)	\$810,000	TPC Four Seasons Resort, Irving, TX (70/7,017) Cottonwood Valley GC, Irving, TX (70/6,846)
<b>GTE Byron Nelson Classic</b>						
5/14/00	\$4,000,000	Jesper Parnevik *	269 (-11)	Davis Love III - 269 (-11) Phil Mickelson - 269 (-11)	\$720,000	TPC Four Seasons Resort, Irving, TX (70/6,994) Cottonwood Valley GC, Irving, TX (70/6,846)
5/16/99	\$3,000,000	Loren Roberts *	262 (-18)	Steve Pate - 262 (-18)	\$540,000	TPC Four Seasons Resort, Irving, TX (70/6,899) Cottonwood Valley GC, Irving, TX (70/6,846)
<b>GTE Byron Nelson Golf Classic</b>						
5/17/98	\$2,500,000	John Cook	265 (-15)	Fred Couples - 268 (-12) Hal Sutton - 268 (-12) Harrison Frazar - 268 (-12)	\$450,000	TPC Four Seasons Resort, Irving, TX (70/6,899) Cottonwood Valley GC, Irving, TX (70/6,846)
5/18/97	\$1,800,000	Tiger Woods	263 (-17)	Lee Rinker - 265 (-15)	\$324,000	TPC Four Seasons Resort, Irving, TX (70/6,899) Cottonwood Valley GC, Irving, TX (70/6,846)
5/12/96	\$1,500,000	Phil Mickelson	265 (-15)	Craig Parry - 267 (-13)	\$270,000	TPC Four Seasons Resort, Irving, TX (70/6,742) Cottonwood Valley GC, Irving, TX (70/6,862)
5/14/95	\$1,300,000	Ernie Els	263 (-17)	Robin Freeman - 266 (-14) D.A. Weirbring - 266 (-14) Mike Heinen - 266 (-14)	\$234,000	TPC Four Seasons Resort, Irving, TX (70/6,742) Cottonwood Valley GC, Irving, TX (70/6,862)
5/15/94	\$1,200,000	Neal Lancaster *	132 (-9)	Tom Byrum - 132 (-9) David Edwards - 132 (-9) Yoshinori Mizumaki - 132 (-9) David Ogrin - 132 (-9) Mark Carnevale - 132 (-9)	\$216,000	TPC Las Colinas, Irving, TX (70/6,742) Cottonwood Valley GC, Irving, TX (71/6,862)
5/16/93	\$1,200,000	Scott Simpson	270 (-10)	Billy Mayfair - 271 (-9) Corey Pavin - 271 (-9) D.A. Weirbring - 271 (-9)	\$216,000	TPC Las Colinas, Irving, TX (70/6,742)
5/17/92	\$1,100,000	Billy Ray Brown *	199 (-11)	Ben Crenshaw - 199 (-11) Raymond Floyd - 199 (-11) Bruce Lietzke - 199 (-11)	\$198,000	TPC Las Colinas, Irving, TX (70/6,850)
5/5/91	\$1,100,000	Nick Price	270 (-10)	Craig Stadler - 271 (-9)	\$198,000	TPC Las Colinas, Irving, TX (70/6,850)
5/6/90	\$1,000,000	Payne Stewart	202 (-8)	Lanny Wadkins - 204 (-6)	\$180,000	TPC Las Colinas, Irving, TX (70/6,850)
5/7/89	\$1,000,000	Jodie Mudd *	265 (-15)	Larry Nelson - 265 (-15)	\$180,000	TPC Las Colinas, Irving, TX (70/6,767)
5/15/88	\$750,000	Bruce Lietzke *	271 (-9)	Clarence Rose - 271 (-9)	\$135,000	TPC Las Colinas, Irving, TX (70/6,767)
<b>Byron Nelson Golf Classic</b>						
5/10/87	\$600,000	Fred Couples *	266 (-14)	Mark Calcavecchia - 266 (-14)	\$108,000	TPC Las Colinas, Irving, TX (70/6,767)
5/11/86	\$600,000	Andy Bean	269 (-11)	Mark Wiebe - 270 (-10)	\$108,000	TPC Las Colinas, Irving, TX (70/6,767)
5/12/85	\$500,000	Bob Eastwood *	272 (-12)	Payne Stewart - 272 (-12)	\$90,000	Las Colinas Sports Club, Irving, TX (71/6,982)
5/13/84	\$500,000	Craig Stadler	276 (-8)	David Edwards - 277 (-7)	\$90,000	Las Colinas Sports Club, Irving, TX (71/6,982)
5/1/83	\$400,000	Ben Crenshaw	273 (-11)	Brad Bryant - 274 (-10) Hal Sutton - 274 (-10)	\$72,000	Las Colinas Sports Club, Irving, TX (71/6,982)
5/2/82	\$350,000	Bob Gilder	266 (-14)	Curtis Strange - 271 (-9)	\$63,000	Preston Trail GC, Dallas, TX (70/6,993)
5/10/81	\$300,000	Bruce Lietzke *	281 (1)	Tom Watson - 281 (1)	\$54,000	Preston Trail GC, Dallas, TX (70/6,993)
5/11/80	\$300,000	Tom Watson	274 (-6)	Bill Rogers - 275 (-5)	\$54,000	Preston Trail GC, Dallas, TX (70/6,993)
5/13/79	\$300,000	Tom Watson *	275 (-5)	Bill Rogers - 275 (-5)	\$54,000	Preston Trail GC, Dallas, TX (70/6,993)
5/7/78	\$200,000	Tom Watson	272 (-8)	Lee Trevino - 273 (-7)	\$40,000	Preston Trail GC, Dallas, TX (70/6,993)
5/8/77	\$200,000	Raymond Floyd	276 (-4)	Ben Crenshaw - 278 (-2)	\$40,000	Preston Trail GC, Dallas, TX (70/6,993)
5/9/76	\$200,000	Mark Hayes	273 (-7)	Don Bies - 275 (-5)	\$40,000	Preston Trail GC, Dallas, TX (70/6,993)
5/12/75	\$175,000	Tom Watson	269 (-11)	Bob Smith - 271 (-9)	\$35,000	Preston Trail GC, Dallas, TX (70/6,993)
5/5/74	\$150,000	Bud Allin	269 (-11)	Homero Blancas - 273 (-7) Charles Coody - 273 (-7) Lee Trevino - 273 (-7) Tom Watson - 273 (-7)	\$30,045	Preston Trail GC, Dallas, TX (70/6,993)
4/29/73	\$150,000	Lanny Wadkins *	277 (-3)	Dan Sikes - 277 (-3)	\$30,000	Preston Trail GC, Dallas, TX (70/6,993)
4/30/72	\$125,000	Chi Chi Rodriguez *	273 (-7)	Billy Casper - 273 (-7)	\$25,000	Preston Trail GC, Dallas, TX (70/6,993)
5/9/71	\$125,000	Jack Nicklaus	274 (-6)	Frank Beard - 276 (-4) Jenny McGee - 276 (-4)	\$25,000	Preston Trail GC, Dallas, TX (70/6,993)
5/3/70	\$100,000	Jack Nicklaus *	274 (-6)	Arnold Palmer - 274 (-6)	\$20,000	Preston Trail GC, Dallas, TX (70/6,993)
4/27/69	\$100,000	Bruce Devlin	277 (-3)	Frank Beard - 278 (-2) Bruce Crampton - 278 (-2)	\$20,000	Preston Trail GC, Dallas, TX (70/6,993)
4/28/68	\$100,000	Miller Barber	270 (-10)	Kermit Zarley - 271 (-9)	\$20,000	Preston Trail GC, Dallas, TX (70/6,993)
<b>Dallas Open Invitational</b>						
4/23/67	\$100,000	Bert Yancey	274 (-10)	Kermit Zarley - 275 (-9) Roberto De Vicenzo - 275 (-9)	\$20,000	Oak Cliff CC, Dallas, TX (71/6,836)
4/26/66	\$85,000	Roberto De Vicenzo	276 (-8)	Raymond Floyd - 277 (-7) Harold Henning - 277 (-7) Joe Campbell - 277 (-7)	\$15,000	Oak Cliff CC, Dallas, TX (71/6,836)
9/7/64	\$40,000	Charles Coody	271 (-13)	Jerry Edwards - 272 (-12)	\$5,800	Oak Cliff CC, Dallas, TX (71/6,836)
9/3/62	\$35,000	Billy Maxwell	277 (-7)	Johnny Pott - 281 (-3)	\$5,300	Oak Cliff CC, Dallas, TX (71/6,836)
9/4/61	\$30,000	Earl Stewart	278 (-6)	Gay Brewer - 279 (-5) Arnold Palmer - 279 (-5) Doug Sanders - 279 (-5)	\$4,300	Oak Cliff CC, Dallas, TX (71/6,836)

## Tournament History

End Date	Purse	Winner	Score	Runner-Up	Earnings	Location (Par/Yards)
9/5/60	\$25,000	Johnny Pott *	275 (-9)	Ted Kroll - 275 (-9)	\$3,500	Oak Cliff CC, Dallas, TX (71/6,836)
9/14/59	\$25,000	Julius Boros	274 (-10)	Bo Wininger - 275 (-9) Dow Finsterwald - 275 (-9) Earl Stewart - 275 (-9) Bo Wininger - 275 (-9)	\$3,500	Oak Cliff CC, Dallas, TX (71/6,836)
6/8/58	\$25,000	Sam Snead *	272 (-12)	Julius Boros - 272 (-12) Gary Player - 272 (-12) John McMullen - 272 (-12)	\$3,500	Oak Cliff CC, Dallas, TX (71/6,836)
9/16/57	\$40,000	Sam Snead	264 (-20)	Billy Maxwell - 274 (-10) Cary Middlecoff - 274 (-10) Bob Inman - 274 (-10)	\$8,000	Glen Lakes CC, Dallas, TX (71/6,328)
<b>Texas International Open</b>						
6/4/56	\$67,500	Peter Thomson *	267 (-13)	Gene Littler - 267 (-13) Cary Middlecoff - 267 (-13)	\$13,478	Preston Hollow CC, Dallas, TX (70/6,216)
<b>Dallas Invitational</b>						
9/29/46	\$10,000	Ben Hogan	284	Paul Runyan - 286 Herman Keiser - 286	\$2,000	Brook Hollow CC, Dallas, TX (0/0)
<b>Dallas Open</b>						
9/9/45	\$10,000	Sam Snead	276 (276)	Harold McSpaden - 280	\$2,666.66	Dallas CC, Dallas, TX (0/0)
<b>Texas Victory Open</b>						
9/10/44	\$10,000	Byron Nelson	276	Harold McSpaden - 286	\$2,000	Lakewood CC, New Orleans, LA (0/0)

\* indicates playoff

# PGA Championship

Farmingdale, New York • May 16-19, 2019

Bethpage State Park BK Course

Par/Yards: 35-35--70 | 7,459



**Winner: Brooks Koepka**

**FedExCup Points:** 600

63-65-70-74 272 (-8) | \$1,980,000

## Leaders

### Round 1

<b>Brooks Koepka</b>	<b>63 (-7)</b>
Danny Lee	64 (-6)
Tommy Fleetwood	67 (-3)
Pat Perez	68 (-2)
Chez Reavie	68 (-2)
Luke List	68 (-2)
Sung Kang	68 (-2)
Michael Lorenzo-Vera	68 (-2)

### Round 2

<b>Brooks Koepka</b>	<b>128 (-12)</b>
Adam Scott	135 (-5)
Jordan Spieth	135 (-5)
Luke List	136 (-4)
Dustin Johnson	136 (-4)
Kelly Kraft	136 (-4)
Daniel Berger	136 (-4)
Matt Wallace	136 (-4)

### Round 3

<b>Brooks Koepka</b>	<b>198 (-12)</b>
Luke List	205 (-5)
Dustin Johnson	205 (-5)
Harold Varner III	205 (-5)
Jazz Janewattananond	205 (-5)

## Order of Finish (cut: 36 HOLES: 82 professionals at +4 (144) or better.)

Pos	Player	Scores	Total	FedExCup Points	Earnings	Pos	Player	Scores	Total	FedExCup Points	Earnings	Pos	Player	Scores	Total	FedExCup Points	Earnings
1	Brooks Koepka	63 65 70 74	272 (-8)	600	\$1,980,000	T54	Charley Hoffman	73 69 75 72	289 (+9)	7	\$22,850	CUT	Ian Poulter	72 74	146 (+6)	--	--
2	Dustin Johnson	69 67 69 69	274 (-6)	330	\$1,188,000	T54	Zach Johnson	71 69 73 76	289 (+9)	7	\$22,850	CUT	Lee Westwood	75 72	147 (+7)	--	--
T3	Jordan Spieth	69 66 72 71	278 (-2)	160	\$575,500	T54	Alex Noren	73 69 74 73	289 (+9)	7	\$22,850	CUT	Shaun Norris	73 74	147 (+7)	--	--
T3	Patrick Cantlay	69 70 68 71	278 (-2)	160	\$575,500	T54	J.J. Spaun	72 72 70 75	289 (+9)	7	\$22,850	CUT	Shugo Imahira	74 73	147 (+7)	--	--
T3	Matt Wallace	69 67 70 72	278 (-2)	--	\$575,500	T54	Cameron Champ	72 71 73 73	289 (+9)	7	\$22,850	CUT	Troy Merritt	72 75	147 (+7)	--	--
6	Luke List	68 68 69 74	279 (-1)	110	\$380,000	T60	J.T. Poston	77 67 71 75	290 (+10)	5	\$21,300	CUT	Tom Lewis	76 71	147 (+7)	--	--
7	Sung Kang	68 70 70 72	280 (E)	100	\$343,650	T60	Louis Oosthuizen	70 68 73 79	290 (+10)	5	\$21,300	CUT	Ben Cook	74 73	147 (+7)	--	--
T8	Rory McIlroy	72 71 69 69	281 (+1)	80	\$264,395	T60	Rob Labritz	75 69 74 72	290 (+10)	--	\$21,300	CUT	Brian Mackey	74 73	147 (+7)	--	--
T8	Shane Lowry	75 69 68 69	281 (+1)	80	\$264,395	T60	Ross Fisher	74 67 77 72	290 (+10)	--	\$21,300	CUT	Byeong Hun An	74 74	148 (+8)	--	--
T8	Gary Woodland	70 70 73 68	281 (+1)	80	\$264,395	T64	Joost Luiten	72 72 77 70	291 (+11)	--	\$20,200	CUT	Ryan Fox	78 70	148 (+8)	--	--
T8	Matt Kuchar	70 70 72 69	281 (+1)	80	\$264,395	T64	Tony Finau	70 73 69 79	291 (+11)	4	\$20,200	CUT	Mikko Korhonen	74 74	148 (+8)	--	--
T8	Adam Scott	71 64 72 74	281 (+1)	80	\$264,395	T64	Kurt Kitayama	74 68 77 72	291 (+11)	--	\$20,200	CUT	Jason Dufner	76 72	148 (+8)	--	--
T8	Frederick van Rooyen	70 68 70 73	281 (+1)	--	\$264,395	T64	Max Homa	70 71 79 71	291 (+11)	4	\$20,200	CUT	J.B. Holmes	71 77	148 (+8)	--	--
T14	Jazz Janewattananond	70 68 67 77	282 (+2)	--	\$191,665	T64	Corey Connors	72 72 76 71	291 (+11)	4	\$20,200	CUT	Marc Leishman	74 74	148 (+8)	--	--
T14	Chez Reavie	68 71 71 72	282 (+2)	63	\$191,665	T64	Cameron Smith	73 70 74 74	291 (+11)	4	\$20,200	CUT	Richard Sterne	75 73	148 (+8)	--	--
T16	Lucas Glover	72 69 69 73	283 (+3)	53	\$143,100	T64	Thorbjorn Olesen	73 70 71 77	291 (+11)	--	\$20,200	CUT	Jason Caron	70 79	149 (+9)	--	--
T16	Hideki Matsuyama	70 68 68 77	283 (+3)	53	\$143,100	T71	David Lipsky	70 74 77 71	292 (+12)	--	\$19,250	CUT	Cheng Tsung Pan	78 71	149 (+9)	--	--
T16	Lucas Bjerregaard	71 69 70 73	283 (+3)	--	\$143,100	T71	Lucas Herbert	74 70 73 75	292 (+12)	--	\$19,250	CUT	Satoshi Kodaira	73 76	149 (+9)	--	--
T16	Brandt Snedeker	74 67 73 69	283 (+3)	53	\$143,100	T71	Daniel Berger	70 66 78 78	292 (+12)	3	\$19,250	CUT	Michael Thompson	77 72	149 (+9)	--	--
T16	Michael Lorenzo-Vera	68 71 75 69	283 (+3)	--	\$143,100	T71	Joel Dahmen	70 72 71 79	292 (+12)	3	\$19,250	CUT	Chesson Hadley	72 77	149 (+9)	--	--
T16	Xander Schauffele	70 69 68 76	283 (+3)	53	\$143,100	T71	Rafa Cabrera Bello	75 69 74 74	292 (+12)	3	\$19,250	CUT	Casey Russell	77 73	150 (+10)	--	--
T16	Abraham Ancer	73 70 69 71	283 (+3)	53	\$143,100	T71	Phil Mickelson	69 71 76 76	292 (+12)	3	\$19,250	CUT	Justin Bertsch	77 73	150 (+10)	--	--
T23	Billy Horschel	70 72 71 71	284 (+4)	39	\$91,000	T78	Kevin Tway	73 70 76 74	293 (+13)	3	\$18,900	CUT	Jorge Campillo	77 73	150 (+10)	--	--
T23	Jason Day	69 74 69 72	284 (+4)	39	\$91,000	T78	Andrew Putnam	74 70 75 75	294 (+14)	2	\$18,750	CUT	Ryan Moore	73 77	150 (+10)	--	--
T23	Thomas Pieters	74 70 71 69	284 (+4)	--	\$91,000	T78	Pat Perez	68 73 76 77	294 (+14)	2	\$18,750	CUT	Y.E. Yang	76 75	151 (+11)	--	--
T23	Emiliano Grillo	76 67 70 71	284 (+4)	39	\$91,000	T80	Ryan Vermeer	70 74 72 79	295 (+15)	--	\$18,550	CUT	John Daly	75 76	151 (+11)	--	--
T23	Jason Kokrak	73 70 71 70	284 (+4)	39	\$91,000	T80	Rich Beem	75 69 82 69	295 (+15)	2	\$18,550	CUT	Rich Berberian, Jr.	76 75	151 (+11)	--	--
T23	Jimmy Walker	70 70 71 73	284 (+4)	39	\$91,000	82	Marty Jertson	72 69 79 79	299 (+19)	--	\$18,400	CUT	Eddie Pepperell	76 75	151 (+11)	--	--
T29	Paul Casey	70 71 75 69	285 (+5)	28	\$65,000	CUT	Martin Kaymer	74 71	145 (+5)	--	--	CUT	Brandon Stone	79 73	152 (+12)	--	--
T29	Graeme McDowell	70 72 73 70	285 (+5)	28	\$65,000	CUT	Kevin Na	72 73	145 (+5)	--	--	CUT	Alexander Beach	77 75	152 (+12)	--	--
T29	Justin Rose	70 67 73 75	285 (+5)	28	\$65,000	CUT	Bubba Watson	76 69	145 (+5)	--	--	CUT	Padraig Harrington	75 77	152 (+12)	--	--
T29	Adam Hadwin	72 70 73 73	285 (+5)	28	\$65,000	CUT	Steve Stricker	73 72	145 (+5)	--	--	CUT	Ryan Palmer	77 75	152 (+12)	--	--
T29	Keegan Bradley	70 70 73 72	285 (+5)	28	\$65,000	CUT	Ryan Armour	74 71	145 (+5)	--	--	CUT	Craig Bowden	78 75	153 (+13)	--	--
T29	Webb Simpson	72 69 72 72	285 (+5)	28	\$65,000	CUT	Tiger Woods	72 73	145 (+5)	--	--	CUT	Jhonattan Vegas	76 77	153 (+13)	--	--
T29	Sam Burns	70 72 69 74	285 (+5)	28	\$65,000	CUT	Jim Furyk	73 72	145 (+5)	--	--	CUT	Kevin Kisner	77 76	153 (+13)	--	--
T36	Beau Hossler	72 69 77 68	286 (+6)	20	\$48,200	CUT	Sergio Garcia	74 71	145 (+5)	--	--	CUT	Brian Harman	77 77	154 (+14)	--	--
T36	Haotong Li	73 69 70 74	286 (+6)	--	\$48,200	CUT	Russell Knox	72 73	145 (+5)	--	--	CUT	Rod Perry	77 77	154 (+14)	--	--
T36	Harold Varner III	71 67 67 81	286 (+6)	20	\$48,200	CUT	Patton Kizzire	70 75	145 (+5)	--	--	CUT	Shaun Micheel	77 77	154 (+14)	--	--
T36	Danny Lee	64 74 71 77	286 (+6)	20	\$48,200	CUT	Kyle Stanley	71 74	145 (+5)	--	--	CUT	Brendan Jones	78 77	155 (+15)	--	--
T36	Rickie Fowler	69 69 71 77	286 (+6)	20	\$48,200	CUT	Dylan Frittelli	77 68	145 (+5)	--	--	CUT	Alexander Bjork	80 75	155 (+15)	--	--
T41	Danny Willett	71 70 69 77	287 (+7)	14	\$36,036	CUT	Tyler Hall	72 73	145 (+5)	--	--	CUT	Daniel Ballin	78 77	155 (+15)	--	--
T41	Kiradech Aphibarnrat	76 68 68 75	287 (+7)	14	\$36,036	CUT	Julian Suri	72 73	145 (+5)	--	--	CUT	John O'Leary	79 78	157 (+17)	--	--
T41	Charles Howell III	72 67 73 75	287 (+7)	14	\$36,036	CUT	Jon Rahm	70 75	145 (+5)	--	--	CUT	Stuart Deane	82 76	158 (+18)	--	--
T41	Scott Piercy	72 67 72 76	287 (+7)	14	\$36,036	CUT	Keith Mitchell	74 71	145 (+5)	--	--	CUT	Jeff Schmid	81 78	159 (+19)	--	--
T41	Aaron Long	73 70 69 75	287 (+7)	14	\$36,036	CUT	Sungjae Im	71 74	145 (+5)	--	--	CUT	Cory Schneider	74 85	159 (+19)	--	--
T41	Aaron Wise	70 71 71 75	287 (+7)	14	\$36,036	CUT	Michael Kim	74 71	145 (+5)	--	--	CUT	Craig Hocknull	82 77	159 (+19)	--	--
T41	Matthew Fitzpatrick	75 65 76 71	287 (+7)	--	\$36,036	CUT	Adrian Otaegui	73 72	145 (+5)	--	--	CUT	Andrew Filbert	84 82	166 (+26)	--	--
T48	Kelly Kraft	71 65 78 74	288 (+8)	9	\$26,250	CUT	Martin Trainer	75 70	145 (+5)	--	--	W/D	Brian Gay	81	81 (+11)	--	--
T48	Tyrell Hatton	71 69 72 76	288 (+8)	9	\$26,250	CUT	Patrick Reed	74 72	146 (+6)	--	--						
T48	Francesco Molinari	72 68 73 75	288 (+8)	9	\$26,250	CUT	Si Woo Kim	69 77	146 (+6)	--	--						
T48	Henrik Stenson	74 68 75 71	288 (+8)	9	\$26,250	CUT	Richy Werenski	72 74	146 (+6)	--	--						
T48	Tommy Fleetwood	67 71 72 78	288 (+8)	9	\$26,250	CUT	Joaquin Niemann	75 71	146 (+6)	--	--						
T48	Bronson Burgoon	73 66 74 75	288 (+8)	9	\$26,250	CUT	Bryson DeChambeau	72 74	146 (+6)	--	--						
T54	Justin Harding	74 70 73 72	289 (+9)	--	\$22,850	CUT	Branden Grace	73 73	146 (+6)	--	--						

## Notes

Defending champion Brooks Koepka won his fourth major title, opening the PGA Championship with a 7-under 63 en route to his second consecutive victory at the event. Koepka's two-shot victory over Dustin Johnson came in his 116th start at the age of 29 years, 16 days.

With wins at the U.S. Open in 2017 and 2018 and the PGA Championship in 2018 and 2019, Brooks Koepka became the first player ever to win back-to-back titles at both the PGA Championship and the U.S. Open and joined six others as winners of multiple titles at both tournaments (Walter Hagen, Gene Sarazen, Ben Hogan, Jack Nicklaus, Lee Trevino and Tiger Woods).

Brooks Koepka was the 29th player to reach four victories in major championships and the first since Rory McIlroy in 2014. He became the fourth player in the modern era to win four or more majors in a span of eight starts, joining Ben Hogan, Jack Nicklaus and Tiger Woods.

Brooks Koepka was the first player to win in wire-to-wire fashion at the PGA Championship since Hal Sutton in 1983 (fifth overall) and the first in a major championship since Jordan Spieth at the 2015 Masters Tournament. Koepka was the first player in PGA Championship history to hold a lead of seven or more strokes after 36 holes (7) and the first to do so after 54 holes (7). His 36-hole score of 128 was the first such score of 128 or better in major championship history.

Brooks Koepka's 63 was the ninth in the first-round in major championship history. Only two of the previous eight players to accomplish that feat went on to win before Koepka.

With his solo-second-place result, Dustin Johnson became the eighth player ever to record a runner-up in each of the four major championships. With rounds of 69-67-69-69, Johnson was the only player in the field to record all four scores in the 60s. He had never previously carded four 60s at a major.

In search of the career Grand Slam, Jordan Spieth finished in a three-way tie for third with Patrick Cantlay and Matt Wallace, snapping a streak of 18 PGA TOUR starts without a top-10 (first since 2018 The Open Championship/19).

**WEATHER: Thursday:** Partly cloudy and breezy. High of 68. Wind NW 10-15 mph.  
**Friday:** Partly cloudy with showers. High of 65. Winds SSW 10-15 mph, with gusts to 25 mph. **Saturday:** Mostly Sunny. High of 71. Wind NNW 5-10 mph. **Sunday:** Mostly cloudy. High of 68. Wind S 12-18 mph, with gusts to 25 mph.

## Tournament Record: 264

Brooks Koepka (2018)

## Bethpage State Park BK Course: 63

Brooks Koepka (2019)

## Other Course: 63

Charl Schwartzel (2018) - Bellerive CC, Brooks Koepka (2018) - Bellerive CC, Robert Streb (2016) - Baltusrol GC, Hiroshi Iwata (2015) - Whistling Straits, Jason Dufner (2013) - Oak Hill CC, Steve Stricker (2011) - Atlanta Athletic Club, Tiger Woods (2007) - Southern Hills CC, Thomas Bjorn (2005) - Baltusrol GC, Mark O'Meara (2001) - Atlanta Athletic Club, José María Olazábal (2000) - Valhalla GC, Michael Bradley (1995) - Riviera CC, Brad Faxon (1995) - Riviera CC, Vijay Singh (1993) - Inverness Club, Gary Player (1984) - Shoal Creek GC, Raymond Floyd (1982) - Southern Hills CC, Bruce Crampton (1975) - Firestone CC (South)

# Tournament History

End Date	Purse	Winner	Score	Runner-Up	Earnings	Location (Par/Yards)
<b>PGA Championship</b>						
5/19/19		Brooks Koepka	272 (-8)	Dustin Johnson - 274 (-6)	\$1,980,000	Bethpage State Park BK Course, Farmingdale, NY (70/7,459)
8/12/18	\$11,000,000	Brooks Koepka	264 (-16)	Tiger Woods - 266 (-14)	\$1,980,000	Bellerive CC, St. Louis, MO (70/7,316)
8/13/17	\$10,500,000	Justin Thomas	276 (-8)	Francesco Molinari - 278 (-6) Louis Oosthuizen - 278 (-6) Patrick Reed - 278 (-6)	\$1,890,000	Quail Hollow-PGA Championship, Charlotte, NC (71/7,575)
7/31/16	\$10,000,000	Jimmy Walker	266 (-14)	Jason Day - 267 (-13)	\$1,800,000	Baltusrol GC, Springfield, NJ (70/7,428)
8/16/15	\$10,000,000	Jason Day	268 (-20)	Jordan Spieth - 271 (-17)	\$1,800,000	Whistling Straits, Sheboygan, WI (72/7,501)
8/10/14	\$10,000,000	Rory McIlroy	268 (-16)	Phil Mickelson - 269 (-15)	\$1,800,000	Valhalla GC, Louisville, KY (71/7,458)
8/11/13	\$8,000,000	Jason Dufner	270 (-10)	Jim Furyk - 272 (-8)	\$1,445,000	Oak Hill CC, Rochester, NY (70/7,163)
8/12/12	\$8,000,000	Rory McIlroy	275 (-13)	David Lynn - 283 (-5)	\$1,445,000	Kiawah Island Resort (Ocean), Kiawah Island, SC (72/7,676)
8/14/11	\$8,000,000	Keegan Bradley *	272 (-8)	Jason Dufner - 272 (-8)	\$1,445,000	Atlanta Athletic Club, Johns Creek, GA (70/7,467)
8/15/10	\$7,500,000	Martin Kaymer *	277 (-11)	Bubba Watson - 277 (-11)	\$1,350,000	Whistling Straits, Sheboygan, WI (72/7,507)
8/16/09	\$7,500,000	Y.E. Yang	280 (-8)	Tiger Woods - 283 (-5)	\$1,350,000	Hazlet National GC, Chaska, MN (72/7,674)
8/10/08	\$7,500,000	Padraig Harrington	277 (-3)	Sergio Garcia - 279 (-1) Ben Curtis - 279 (-1)	\$1,350,000	Oakland Hills CC (South), Bloomfield Township, MI (70/7,395)
8/12/07	\$7,000,000	Tiger Woods	272 (-8)	Woody Austin - 274 (-6)	\$1,260,000	Southern Hills CC, Tulsa, OK (70/7,131)
8/20/06	\$6,500,000	Tiger Woods	270 (-18)	Shaun Micheel - 275 (-13)	\$1,224,000	Medinah CC (No. 3), Medinah, IL (72/7,561)
8/14/05	\$6,250,000	Phil Mickelson	276 (-4)	Steve Elkington - 277 (-3) Thomas Bjørn - 277 (-3)	\$1,170,000	Baltusrol GC, Springfield, NJ (70/7,392)
8/15/04	\$6,250,000	Vijay Singh *	280 (-8)	Chris DiMarco - 280 (-8) Justin Leonard - 280 (-8)	\$1,125,000	Whistling Straits, Sheboygan, WI (72/7,514)
8/17/03	\$6,000,000	Shaun Micheel	276 (-4)	Chad Campbell - 278 (-2)	\$1,080,000	Oak Hill CC, Rochester, NY (70/7,134)
8/18/02	\$5,500,000	Rich Beem	278 (-10)	Tiger Woods - 279 (-9)	\$990,000	Hazlet National GC, Chaska, MN (72/7,360)
8/19/01	\$5,200,000	David Toms	265 (-15)	Phil Mickelson - 266 (-14)	\$936,000	Atlanta Athletic Club, Johns Creek, GA (70/7,213)
8/20/00	\$3,000,000	Tiger Woods *	270 (-18)	Bob May - 270 (-18)	\$900,000	Valhalla GC, Louisville, KY (72/7,167)
8/15/99	\$3,500,000	Tiger Woods	277 (-11)	Sergio Garcia - 278 (-10)	\$630,000	Medinah CC (No. 3), Medinah, IL (72/7,401)
8/16/98	\$2,859,800	Vijay Singh	271 (-9)	Steve Stricker - 273 (-7)	\$540,000	Sahalee CC, Sammamish, WA (70/6,906)
8/17/97	\$2,600,000	Davis Love III	269 (-11)	Justin Leonard - 274 (-6)	\$470,000	Winged Foot GC, Mamaroneck, NY (70/6,987)
8/11/96	\$2,400,000	Mark Brooks *	277 (-11)	Kenny Perry - 277 (-11)	\$430,000	Valhalla GC, Louisville, KY (72/7,144)
8/13/95	\$2,000,000	Steve Elkington *	267 (-17)	Colin Montgomerie - 267 (-17)	\$360,000	Riviera CC, Pacific Palisades, CA (71/6,956)
8/14/94	\$1,750,000	Nick Price	269 (-11)	Corey Pavin - 275 (-5)	\$310,000	Southern Hills CC, Tulsa, OK (70/6,834)
8/15/93	\$1,700,000	Paul Azinger *	272 (-12)	Greg Norman - 272 (-12)	\$300,000	Inverness GC, Toledo, OH (71/7,024)
8/16/92	\$1,600,000	Nick Price	278 (-6)	John Cook - 281 (-3) Nick Faldo - 281 (-3) Jim Gallagher, Jr. - 281 (-3) Gene Sauers - 281 (-3)	\$280,000	Bellerive CC, St. Louis, MO (71/7,148)
8/11/91	\$1,350,000	John Daly	276 (-12)	Bruce Lietzke - 279 (-9)	\$230,000	Crooked Stick GC, Carmel, IN (72/7,205)
8/12/90	\$1,350,000	Wayne Grady	282 (-6)	Fred Couples - 285 (-3)	\$225,000	Shoal Creek GC, Birmingham, AL (72/7,145)
8/13/89	\$1,200,000	Payne Stewart	276 (-12)	Andy Bean - 277 (-11) Mike Reid - 277 (-11) Curtis Strange - 277 (-11)	\$200,000	Kemper Lakes, Long Grove, IL (72/7,197)
8/14/88	\$1,000,000	Jeff Sluman	272 (-12)	Paul Azinger - 275 (-9)	\$160,000	Oak Tree GC, Edmond, OK (71/7,015)
8/9/87	\$900,000	Larry Nelson *	287 (-1)	Lanny Wadkins - 287 (-1)	\$150,000	PGA National (Champion), Palm Beach Gardens, FL (72/7,022)
8/10/86	\$800,000	Bob Tway	276 (-8)	Greg Norman - 278 (-6)	\$140,000	Inverness Club, Toledo, OH (71/6,982)
8/11/85	\$700,000	Hubert Green	278 (-6)	Lee Trevino - 280 (-4)	\$125,000	Cherry Hills CC, Englewood, CO (71/7,145)
8/19/84	\$700,000	Lee Trevino	273 (-15)	Gary Player - 277 (-11) Lanny Wadkins - 277 (-11)	\$125,000	Shoal Creek GC, Birmingham, AL (72/7,145)
8/7/83	\$600,000	Hal Sutton	274 (-10)	Jack Nicklaus - 275 (-9)	\$100,000	Riviera CC, (71/6,946)
8/8/82	\$450,000	Raymond Floyd	272 (-8)	Lanny Wadkins - 275 (-5)	\$65,000	Southern Hills CC, Tulsa, OK (70/6,862)
8/9/81	\$401,050	Larry Nelson	273 (-7)	Fuzzy Zoeller - 277 (-3)	\$60,000	Atlanta Athletic Club, Johns Creek, GA (70/7,070)
8/10/80	\$375,000	Jack Nicklaus	274 (-6)	Andy Bean - 281 (1)	\$60,000	Oak Hill CC, Rochester, NY (70/6,964)
8/5/79	\$350,000	David Graham *	272 (-8)	Ben Crenshaw - 272 (-8)	\$60,000	Oakland Hills CC (South), Birmingham, MI (70/7,014)
8/6/78	\$300,000	John Mahaffey *	276 (-8)	Jerry Pate - 276 (-8) Tom Watson - 276 (-8)	\$50,000	Oakmont CC (South), Oakmont, PA (71/6,989)
8/14/77	\$250,000	Lanny Wadkins *	282 (-6)	Gene Littler - 282 (-6)	\$45,000	Pebble Beach GL, Pebble Beach, CA (72/6,815)
8/15/76	\$250,950	Dave Stockton	281 (1)	Raymond Floyd - 282 (2) Don January - 282 (2)	\$45,000	Congressional CC (Blue), Bethesda, MD (70/7,054)
8/10/75	\$225,000	Jack Nicklaus	276 (-4)	Bruce Crampton - 278 (-2)	\$45,000	Firestone CC (South), Akron, OH (70/7,180)
8/11/74	\$225,000	Lee Trevino	276 (-4)	Jack Nicklaus - 277 (-3)	\$45,000	Tanglewood GC, Winston-Salem, NC (70/7,050)
8/12/73	\$225,000	Jack Nicklaus	277 (-7)	Bruce Crampton - 281 (-3)	\$45,000	Canterbury GC, Beachwood, OH (71/6,852)
8/6/72	\$225,000	Gary Player	281 (1)	Tommy Aaron - 283 (3) Jim Jamieson - 283 (3)	\$45,000	Oakland Hills (South), Birmingham, MI (70/7,054)
2/28/71	\$200,000	Jack Nicklaus	281 (-7)	Billy Casper - 283 (-5)	\$40,000	PGA National GC, Palm Beach Gardens, FL (72/7,096)
8/16/70	\$200,000	Dave Stockton	279 (-1)	Bob Murphy - 281 (1) Arnold Palmer - 281 (1)	\$40,000	Southern Hills CC, Tulsa, OK (70/6,962)
8/17/69	\$175,000	Raymond Floyd	276 (-8)	Gary Player - 277 (-7)	\$35,000	NCR CC, Dayton, OH (71/6,915)
7/21/68	\$150,000	Julius Boros	281 (1)	Bob Charles - 282 (2) Arnold Palmer - 282 (2)	\$25,000	Pecan Valley CC, San Antonio, TX (70/7,096)
7/23/67	\$149,100	Don January *	281 (-7)	Don Massengale - 281 (-7)	\$25,000	Columbine CC, Littleton, CO (72/7,436)
7/24/66	\$149,700	Al Geiberger	280	Dudley Wysong - 284 (4)	\$25,000	Firestone CC, Akron, OH (70/7,180)
8/15/65	\$149,700	Dave Marr	280 (-4)	Billy Casper - 282 (-2) Jack Nicklaus - 282 (-2)	\$25,000	Laurel Valley GC, Ligonier, PA (71/7,090)
7/19/64	\$100,000	Bobby Nichols	271 (-9)	Jack Nicklaus - 274 (-6) Arnold Palmer - 274 (-6)	\$18,000	Columbus CC, Columbus, OH (70/6,851)
7/21/63	\$80,900	Jack Nicklaus	279 (-5)	Dave Ragan - 281 (-3)	\$13,000	Dallas Athletic Club, Dallas, TX (71/7,046)
7/22/62	\$72,500	Gary Player	278 (-2)	Bob Goalby - 279 (-1)	\$13,000	Aronimink GC, Newtown Square, PA (70/7,045)
7/30/61	\$64,800	Jerry Barber *	277 (-3)	Don January - 277 (-3)	\$11,000	Olympia Fields CC, Olympia Fields, IL (70/6,722)
7/24/60	\$63,130	Jay Hebert	281 (1)	Jim Ferrier - 282 (2)	\$11,000	Firestone CC, Akron, OH (70/7,165)
8/2/59	\$51,175	Bob Rosburg	277 (-3)	Jerry Barber - 278 (-2) Doug Sanders - 278 (-2)	\$8,250	Minneapolis GC, St. Louis Park, MN (70/6,850)
7/20/58	\$39,388	Dow Finsterwald	276 (-4)	Billy Casper - 278 (-2)	\$5,500	Llanerch CC, Havertown, PA (70/6,710)
7/21/57		Lionel Hebert	0	Dow Finsterwald - 0	\$8,000	Miami Valley CC, Dayton, OH (71/7)
7/24/56		Jack Burke, Jr.	0	Ted Kroll - 0	\$5,000	Blue Hill CC, Boston, MA (71/6,634)
7/26/55		Doug Ford	0	Cary Middlecoff - 0	\$5,250	Meadowbrook CC, Northville, MI (71/7)
7/27/54		Chick Harbert	0	Walter Burkemo - 0	\$5,000	Keller GC, St. Paul, MN (71/7)
7/7/53		Walter Burkemo	0	Felice Torza - 0	\$5,000	Birmingham CC, Birmingham, MI (71/7)
6/24/52		Jim Tumesa	0	Chick Harbert - 0	\$3,500	Big Spring CC, Louisville, KY (72/7,240)
7/3/51		Sam Snead	0	Walter Burkemo - 0	\$3,500	Oakmont CC, Oakmont, PA (72/7)
6/27/50		Chandler Harper	0	Henry Williams - 0	\$3,500	Scioto CC, Columbus, OH (72/0)
5/31/49		Sam Snead	0	Johnny Palmer - 0	\$3,500	Hermitage CC, Richmond, VA (71/7)
5/25/48		Ben Hogan	0	Mike Tumesa - 0	\$3,500	Norwood Hills CC, St. Louis, MO (71/7)
6/24/47		Jim Fernier	0	Chick Harbert - 0	\$3,500	Plum Hollow GC, Detroit, MI (72/0)
8/25/46		Ben Hogan	0	Ed Oliver - 0	\$3,500	Portland GC, Portland, OR (72/0)
7/15/45		Byron Nelson	0	Sam Byrd - 0	\$3,875	Moraine CC, Dayton, OH (0/0)
8/20/44		Bob Hamilton	0	Byron Nelson - 0	\$3,500	Manito G&CC, Spokane, WA (0/0)
5/31/42		Sam Snead	0	Jim Tumesa - 0	\$1,900	Seaview CC, Atlantic City, NJ (71/7)
7/13/41		Victor Ghezzi *	0	Byron Nelson - 0	\$1,000	Cherry Hills CC, Englewood, CO (71/7)
9/2/40		Byron Nelson	0	Sam Snead - 0	\$0	Hershey CC, Hershey, PA (73/0)
7/15/39		Henry Picard	0	Byron Nelson - 0	\$1,000	Pomonok CC, Flushing, NY (0/0)
7/16/38		Paul Runyan	0	Sam Snead - 0	\$1,000	Shawnee CC, Shawnee on Delaware, PA (72/0)
5/30/37		Denny Shute	0	Harold McSpaden - 0	\$2,000	Pittsburgh Field, Aspinwall, PA (0/0)

## Tournament History

End Date	Purse	Winner	Score	Runner-Up	Earnings	Location (Par/Yards)
11/22/36		Denny Shute	0	Jimmy Thomson - 0	\$0	Pinehurst Resort (No. 2), Pinehurst, NC (72/0)
10/23/35		Johnny Revolta	0	Tommy Armour - 0	\$1,000	Twin Hills CC, (0/0)
7/29/34		Paul Runyan *	0	Craig Wood - 0	\$0	Park CC, Williamsville, NY (0/0)
8/13/33		Gene Sarazen	0	Willie Goggin - 0	\$0	Blue Mound CC, Milwaukee, WI (70/0)
9/4/32		Olin Dutra	0	Frank Walsh - 0	\$0	Keller GC, St. Paul, MN (0/0)
9/14/31		Tom Creavy	0	Denny Shute - 0	\$0	Wannamoisett CC, Rumford, RI (69/0)
9/13/30		Tommy Armour	0	Gene Sarazen - 0	\$0	Fresh Meadow CC, Flushing, NY (0/0)
12/7/29		Leo Diegel	0	Johnny Farrell - 0	\$0	Hillcrest CC, Los Angeles, CA (71/0)
10/6/28		Leo Diegel	0	Al Espinosa - 0	\$0	Five Farms CC, Baltimore, MD (70/0)
11/5/27		Walter Hagen	0	Joe Tumesa - 0	\$0	Cedar Crest CC, Dallas, TX (71/0)
9/25/26		Walter Hagen	0	Leo Diegel - 0	\$0	Salisbury GC, Westbury, NY (72/0)
9/26/25		Walter Hagen	0	Bill Mehlhorn - 0	\$0	Olympia Fields CC, Olympia Fields, IL (0/0)
9/20/24		Walter Hagen	0	James Barnes - 0	\$0	French Lick CC, French Lick, IN (0/0)
9/29/23		Gene Sarazen	0	Walter Hagen - 0	\$0	Pelham CC, Pelham, NY (72/0)
8/19/22		Gene Sarazen	0	Emmet French - 0	\$0	Oakmont CC, Oakmont, PA (71/0)
9/26/21		Walter Hagen	0	James Barnes - 0	\$0	Inwood CC, Far Rockaway, NY (0/0)
8/21/20		Jock Hutchison	0	J. Douglas Edgar - 0	\$0	Flossmoor CC, Flossmoor, IL (0/0)
9/20/19		James Barnes	0	Fred McLeod - 0	\$0	Engineers CC, Roslyn, NY (70/0)
10/14/16		James Barnes	0	Jock Hutchison - 0	\$0	Siwanoy CC, Bronxville, NY (0/0)

\* indicates playoff

# Charles Schwab Challenge

Fort Worth, Texas • May 23-26, 2019

Colonial CC

Par/Yards: 35-35--70 | 7,209

**charles**  
**SCHWAB**  
 CHALLENGE

 PGA TOUR event 34 of 49  
**FedExCup Points (first): 500**  
**Purse: \$7,300,000**
**Winner: Kevin Na****FedExCup Points:** 500

70-62-69-66 267 (-13) | \$1,314,000

## Leaders

### Round 1

Tony Finau	64 (-6)
Roger Sloan	65 (-5)
Jordan Spieth	65 (-5)
9 tied at position	67 (-3)
<b>Kevin Na</b>	70 (E)

### Round 2

Jonas Blixt	131 (-9)
<b>Kevin Na</b>	132 (-8)
Tony Finau	132 (-8)
Rory Sabbatini	134 (-6)
Jim Furyk	135 (-5)
Jason Dufner	135 (-5)
Nick Watney	135 (-5)
Cheng Tsung Pan	135 (-5)
Jordan Spieth	135 (-5)

### Round 3

<b>Kevin Na</b>	201 (-9)
Jim Furyk	203 (-7)
Tony Finau	203 (-7)
Cheng Tsung Pan	203 (-7)
Jordan Spieth	203 (-7)
Mackenzie Hughes	203 (-7)

## Order of Finish (cut: 36 HOLES: 73 professionals at +2 (142) or better.)

Pos	Player	Scores	Total	FedExCup Points	Earnings	Pos	Player	Scores	Total	FedExCup Points	Earnings	Pos	Player	Scores	Total	FedExCup Points	Earnings
1	Kevin Na	70 62 69 66	267 (-13)	500	\$1,314,000	T40	Jason Dufner	67 68 72 75	282 (+2)	13	\$26,280	CUT	Doug Ghim	75 69	144 (+4)	--	--
2	Tony Finau	64 68 71 68	271 (-9)	300	\$788,400	T40	Tom Hoge	70 69 71 72	282 (+2)	13	\$26,280	CUT	Boo Weekley	70 74	144 (+4)	--	--
T3	Cheng Tsung Pan	68 67 68 69	272 (-8)	163	\$423,400	T40	Martin Kaymer	73 65 71 73	282 (+2)	13	\$26,280	CUT	Matt Jones	73 71	144 (+4)	--	--
T3	Andrew Putnam	69 70 67 66	272 (-8)	163	\$423,400	T40	Brice Garnett	73 66 73 70	282 (+2)	13	\$26,280	CUT	Sungjae Im	72 72	144 (+4)	--	--
5	Jonas Blixt	67 64 74 68	273 (-7)	110	\$292,000	T40	Peter Malnati	74 67 72 69	282 (+2)	13	\$26,280	CUT	Keith Clearwater	71 74	145 (+5)	--	--
T6	Ryan Palmer	68 69 68 69	274 (-6)	95	\$253,675	T48	Scott Brown	67 73 72 71	283 (+3)	9	\$18,571	CUT	Ryan Armour	72 73	145 (+5)	--	--
T6	Rory Sabbatini	68 66 73 67	274 (-6)	95	\$253,675	T48	Danny Lee	69 71 71 72	283 (+3)	9	\$18,571	CUT	Rod Pampling	73 72	145 (+5)	--	--
T8	Nick Watney	67 68 70 70	275 (-5)	75	\$197,100	T48	Aaron Baddeley	73 69 71 70	283 (+3)	9	\$18,571	CUT	Colt Knost	76 69	145 (+5)	--	--
T8	Tyrell Hutton	71 66 69 69	275 (-5)	75	\$197,100	T48	Chris Stroud	72 70 71 70	283 (+3)	9	\$18,571	CUT	Seamus Power	71 74	145 (+5)	--	--
T8	Russell Knox	71 68 71 65	275 (-5)	75	\$197,100	T48	Bill Haas	69 71 72 71	283 (+3)	9	\$18,571	CUT	Scott Stallings	73 72	145 (+5)	--	--
T8	Jordan Spieth	65 70 68 72	275 (-5)	75	\$197,100	T53	Francesco Molinari	71 70 70 73	284 (+4)	6	\$16,819	CUT	Carlos Ortiz	76 69	145 (+5)	--	--
T8	Mackenzie Hughes	68 70 65 72	275 (-5)	75	\$197,100	T53	Branden Grace	71 71 72 70	284 (+4)	6	\$16,819	CUT	Kelly Kraft	72 73	145 (+5)	--	--
T13	Peter Uihlein	67 73 67 69	276 (-4)	56	\$136,875	T53	Martin Laird	72 69 68 75	284 (+4)	6	\$16,819	CUT	J.T. Poston	74 71	145 (+5)	--	--
T13	Jim Furyk	69 66 68 73	276 (-4)	56	\$136,875	T53	Anirban Lahiri	68 71 72 73	284 (+4)	6	\$16,819	CUT	Jon Rahm	75 71	146 (+6)	--	--
T13	Charley Hoffman	70 71 63 72	276 (-4)	56	\$136,875	T53	Daniel Berger	71 67 71 75	284 (+4)	6	\$16,819	CUT	Kiradech Aphibarnrat	75 71	146 (+6)	--	--
T13	Brian Gay	69 71 67 69	276 (-4)	56	\$136,875	T58	Abraham Ancer	68 72 75 70	285 (+5)	5	\$15,987	CUT	Bronson Burgoon	73 73	146 (+6)	--	--
T17	Josh Teater	68 70 71 68	277 (-3)	50	\$113,150	T58	Cameron Champ	70 72 72 71	285 (+5)	5	\$15,987	CUT	Michael Thompson	73 73	146 (+6)	--	--
T17	Matt Every	70 69 69 69	277 (-3)	50	\$113,150	T58	Ted Potter, Jr.	70 72 72 71	285 (+5)	5	\$15,987	CUT	Andrew Landry	77 69	146 (+6)	--	--
T19	Billy Horschel	72 69 69 68	278 (-2)	40	\$79,388	T58	Mike Weir	71 71 72 71	285 (+5)	5	\$15,987	CUT	Scott Langley	69 77	146 (+6)	--	--
T19	Brandt Snedeker	74 67 68 69	278 (-2)	40	\$79,388	T58	Vaughn Taylor	74 67 70 74	285 (+5)	5	\$15,987	CUT	Hudson Swafford	71 75	146 (+6)	--	--
T19	Emiliano Grillo	69 70 68 71	278 (-2)	40	\$79,388	T58	Justin Rose	74 67 74 70	285 (+5)	5	\$15,987	CUT	Shawn Stefani	71 75	146 (+6)	--	--
T19	Kevin Tway	68 70 69 71	278 (-2)	40	\$79,388	T64	Ben Crane	75 67 71 73	286 (+6)	4	\$15,257	CUT	Kramer Hickok	74 73	147 (+7)	--	--
T19	Jimmy Walker	67 74 70 67	278 (-2)	40	\$79,388	T64	Brian Stuard	70 72 73 71	286 (+6)	4	\$15,257	CUT	Zach Johnson	72 75	147 (+7)	--	--
T19	Scott Piercy	70 68 68 72	278 (-2)	40	\$79,388	T64	Kyoung-Hoon Lee	72 69 71 74	286 (+6)	4	\$15,257	CUT	Ryan Blaum	73 74	147 (+7)	--	--
T19	Adam Long	70 69 71 68	278 (-2)	40	\$79,388	T64	Matthew Fitzpatrick	69 71 75 71	286 (+6)	4	\$15,257	CUT	Si Woo Kim	72 75	147 (+7)	--	--
T19	Austin Cook	72 67 65 74	278 (-2)	40	\$79,388	68	Byeong Hun An	69 72 77 69	287 (+7)	3	\$14,892	CUT	Wyndham Clark	76 71	147 (+7)	--	--
T27	Max Homa	70 68 73 68	279 (-1)	32	\$55,115	69	Nate Lashley	69 71 75 73	288 (+8)	3	\$14,746	CUT	Whee Kim	74 74	148 (+8)	--	--
T27	J.J. Henry	67 73 69 70	279 (-1)	32	\$55,115	T70	Ian Poulter	73 69 72 75	289 (+9)	3	\$14,527	CUT	Michael Kim	72 76	148 (+8)	--	--
T29	Talor Gooch	72 70 71 67	280 (E)	29	\$50,735	T70	Dominic Bozzelli	73 69 68 79	289 (+9)	3	\$14,527	CUT	Roberto Castro	76 73	149 (+9)	--	--
T29	Tyrone Van Aswegen	69 71 71 69	280 (E)	29	\$50,735	72	Tim Herron	72 68 77 74	291 (+11)	3	\$14,308	CUT	Patton Kizzire	78 73	151 (+11)	--	--
T31	Kevin Streelman	69 71 69 72	281 (+1)	21	\$39,663	73	Graeme McDowell	71 71 78 72	292 (+12)	3	\$14,162	CUT	Adam Schenk	72 79	151 (+11)	--	--
T31	Jhonattan Vegas	74 67 73 67	281 (+1)	21	\$39,663	CUT	Chez Reavie	71 72	143 (+3)	--	--	CUT	Brendan Steele	75 77	152 (+12)	--	--
T31	Brian Harman	70 69 72 70	281 (+1)	21	\$39,663	CUT	Nick Taylor	69 74	143 (+3)	--	--	CUT	Tucker Wadkins	76 78	154 (+14)	--	--
T31	Roger Sloan	65 72 70 74	281 (+1)	21	\$39,663	CUT	Ollie Schniederjans	75 68	143 (+3)	--	--	CUT	Dru Love	78 80	158 (+18)	--	--
T31	David Toms	71 68 70 72	281 (+1)	21	\$39,663	CUT	Bud Cauley	71 72	143 (+3)	--	--	W/D	Paul Casey	69	69 (-1)	--	--
T31	Corey Connors	69 73 71 68	281 (+1)	21	\$39,663	CUT	Joel Dahmen	74 69	143 (+3)	--	--	W/D	Pat Perez	73	73 (+3)	--	--
T31	Chesson Hadley	67 72 71 71	281 (+1)	21	\$39,663	CUT	Rickie Fowler	74 69	143 (+3)	--	--	W/D	Kenny Perry	80	80 (+10)	--	--
T31	Joaquin Niemann	71 70 70 70	281 (+1)	21	\$39,663	CUT	Denny McCarthy	72 71	143 (+3)	--	--						
T31	Sam Burns	69 72 70 70	281 (+1)	21	\$39,663	CUT	Xander Schauffele	76 67	143 (+3)	--	--						
T40	Trey Mullinax	67 69 75 71	282 (+2)	13	\$26,280	CUT	Bryson DeChambeau	72 72	144 (+4)	--	--						
T40	Ben Silverman	69 71 72 70	282 (+2)	13	\$26,280	CUT	Richy Werenski	74 70	144 (+4)	--	--						
T40	Beau Hossler	70 71 72 69	282 (+2)	13	\$26,280	CUT	Kevin Kisner	72 72	144 (+4)	--	--						

## Notes

Highlighted by a second-round 62, his third score of 62 or better at Colonial Country Club in a two-start stretch, Kevin Na won the Charles Schwab Challenge by four shots over Tony Finau. Na picked up his third PGA TOUR victory in his 392nd start at the age of 35 years, 8 months, 11 days.

Following his victory, Kevin Na was presented the keys to a fully-restored 1973 Dodge Challenger by Mr. Charles Schwab, with the year being significant as it was the year that the Schwab company was formed.

Kevin Na's win was the 23rd on TOUR by a Korean-born player: K.J. Choi (8), Kevin Na (3), Y.E. Yang (2), Sangmoon Bae (2), James Hahn (2), Si Woo Kim (2), Seung-Yul Noh (1), Danny Lee (1), Michael Kim (1), Sung Kang (1).

Following Justin Rose's victory in 2018, Kevin Na's win marked the first time that players born outside of the U.S. won in back-to-back seasons at Colonial since Sergio Garcia and Nick Price in 2001 and 2002.

Tony Finau finished runner-up by four strokes to Kevin Na, marking his fifth runner-up finish since the start of the 2017-18 season, the most of any player during that span. Finau led by one following a first-round 64, the second sub-65 opening score of his career (2017 Sony Open in Hawaii, 2019 Charles Schwab Challenge).

Ryan Palmer, a Colonial Country Club member, finished T6 for his fourth top-10 finish in 16 starts at the event. He and C.T. Pan (T3) were the only players in the field with all four rounds in the 60s.

Jordan Spieth (T8) led the field in Strokes Gained: Putting (1.868 per round), becoming the first player since Brian Stuard in 2016 to do so in back-to-back weeks on the PGA TOUR schedule. Spieth topped his previous career-best with 480 feet, 4 inches of putts made (previous: 432' 5" / 2015 TOUR Championship). In addition, he made three putts outside of 40 feet for the first time in a TOUR event.

Justin Rose finished T58 in his bid to become the second player and first since Ben Hogan to win the Charles Schwab Challenge in back-to-back seasons.

**WEATHER: Thursday:** Partly cloudy. High of 89. Wind SSE 15-20 mph, with gusts to 30 mph. **Friday:** Partly cloudy. High of 90. Wind SSE 12-18 mph, with gusts to 25 mph. **Saturday:** Weather: Partly cloudy. High of 90. Wind SSE 7-14 mph, with gusts to 17 mph. **Sunday:** Partly cloudy. High of 89. Winds S 10-16 mph, with gusts to 22 mph.

## Tournament Record: 259

Zach Johnson (2010)

### Colonial CC: 61

Kevin Na (2018) , Chad Campbell (2004) , Kenny Perry (2003) , Justin Leonard (2003) , Greg Kraft (1999) , Keith Clearwater (1993) , Lee Janzen (1993)

# Tournament History

End Date	Purse	Winner	Score	Runner-Up	Earnings	Location (Par/Yards)
<b>Charles Schwab Challenge</b>						
5/26/19	\$7,300,000	Kevin Na	267 (-13)	Tony Finau - 271 (-9)	\$1,314,000	Colonial CC, Fort Worth, TX (70/7,209)
<b>Fort Worth Invitational</b>						
5/27/18	\$7,100,000	Justin Rose	260 (-20)	Brooks Koepka - 263 (-17)	\$1,278,000	Colonial CC, Fort Worth, TX (70/7,209)
<b>DEAN &amp; DELUCA Invitational</b>						
5/28/17	\$6,900,000	Kevin Kisner	270 (-10)	Sean O'Hair - 271 (-9) Jordan Spieth - 271 (-9) Jon Rahm - 271 (-9)	\$1,242,000	Colonial CC, Fort Worth, TX (70/7,209)
5/29/16	\$6,700,000	Jordan Spieth	263 (-17)	Harris English - 266 (-14)	\$1,206,000	Colonial CC, Fort Worth, TX (70/7,209)
<b>Crowne Plaza Invitational at Colonial</b>						
5/24/15	\$6,500,000	Chris Kirk	268 (-12)	Jason Bohn - 269 (-11) Brandt Snedeker - 269 (-11) Jordan Spieth - 269 (-11)	\$1,170,000	Colonial CC, Fort Worth, TX (70/7,204)
<b>Crowne Plaza Invitational at Colonial</b>						
5/25/14	\$6,400,000	Adam Scott *	271 (-9)	Jason Dufner - 271 (-9)	\$1,152,000	Colonial CC, Fort Worth, TX (70/7,204)
5/26/13	\$6,400,000	Boo Weekley	266 (-14)	Matt Kuchar - 267 (-13)	\$1,152,000	Colonial CC, Fort Worth, TX (70/7,204)
5/27/12	\$6,400,000	Zach Johnson	268 (-12)	Jason Dufner - 269 (-11)	\$1,152,000	Colonial CC, Fort Worth, TX (70/7,204)
5/22/11	\$6,200,000	David Toms	265 (-15)	Charlie Wi - 266 (-14)	\$1,116,000	Colonial CC, Fort Worth, TX (70/7,204)
5/30/10	\$6,200,000	Zach Johnson	259 (-21)	Brian Davis - 262 (-18)	\$1,116,000	Colonial CC, Fort Worth, TX (70/7,204)
5/31/09	\$6,200,000	Steve Stricker *	263 (-17)	Tim Clark - 263 (-17) Steve Marino - 263 (-17)	\$1,116,000	Colonial CC, Fort Worth, TX (70/7,204)
5/25/08	\$6,100,000	Phil Mickelson	266 (-14)	Rod Pampling - 267 (-13) Tim Clark - 267 (-13)	\$1,098,000	Colonial CC, Fort Worth, TX (70/7,054)
5/27/07	\$6,000,000	Rory Sabbatini *	266 (-14)	Bernhard Langer - 266 (-14) Jim Furyk - 266 (-14)	\$1,080,000	Colonial CC, Fort Worth, TX (70/7,054)
<b>Bank of America Colonial</b>						
5/21/06	\$6,000,000	Tim Herron *	268 (-12)	Richard Johnson - 268 (-12)	\$1,080,000	Colonial CC, Fort Worth, TX (70/7,054)
5/22/05	\$5,600,000	Kenny Perry	261 (-19)	Billy Mayfair - 268 (-12)	\$1,008,000	Colonial CC, Fort Worth, TX (70/7,054)
5/23/04	\$5,300,000	Steve Flesch	269 (-11)	Chad Campbell - 270 (-10)	\$954,000	Colonial CC, Fort Worth, TX (70/7,054)
5/25/03	\$5,000,000	Kenny Perry	261 (-19)	Justin Leonard - 267 (-13)	\$900,000	Colonial CC, Fort Worth, TX (70/7,080)
<b>MasterCard Colonial</b>						
5/19/02	\$4,300,000	Nick Price	267 (-13)	Kenny Perry - 272 (-8) David Toms - 272 (-8)	\$774,000	Colonial CC, Fort Worth, TX (70/7,080)
5/20/01	\$4,000,000	Sergio Garcia	267 (-13)	Phil Mickelson - 269 (-11) Brian Gay - 269 (-11)	\$720,000	Colonial CC, Fort Worth, TX (70/7,080)
5/21/00	\$3,300,000	Phil Mickelson	268 (-12)	Davis Love III - 270 (-10) Stewart Cink - 270 (-10)	\$594,000	Colonial CC, Fort Worth, TX (70/7,080)
5/23/99	\$2,800,000	Olin Browne	272 (-8)	Fred Funk - 273 (-7) Jeff Sluman - 273 (-7) Greg Kraft - 273 (-7) Paul Goydos - 273 (-7) Tim Herron - 273 (-7)	\$504,000	Colonial CC, Fort Worth, TX (70/7,010)
5/24/98	\$2,300,000	Tom Watson	265 (-15)	Jim Furyk - 267 (-13)	\$414,000	Colonial CC, Fort Worth, TX (70/7,010)
5/25/97	\$1,600,000	David Frost	265 (-15)	Brad Faxon - 267 (-13) David Ogriin - 267 (-13)	\$288,000	Colonial CC, Fort Worth, TX (70/7,010)
5/19/96	\$1,500,000	Corey Pavin	272 (-8)	Jeff Sluman - 274 (-6)	\$270,000	Colonial CC, Fort Worth, TX (70/7,010)
<b>Colonial National Invitation</b>						
5/28/95	\$1,400,000	Tom Lehman	271 (-9)	Craig Parry - 272 (-8)	\$252,000	Colonial CC, Fort Worth, TX (70/7,010)
<b>Southwestern Bell Colonial</b>						
5/29/94	\$1,400,000	Nick Price *	266 (-14)	Scott Simpson - 266 (-14)	\$252,000	Colonial CC, Fort Worth, TX (70/7,010)
5/30/93	\$1,300,000	Fulton Allem	264 (-16)	Greg Norman - 265 (-15)	\$234,000	Colonial CC, Fort Worth, TX (70/7,010)
5/24/92	\$1,300,000	Bruce Lietzke *	267 (-13)	Corey Pavin - 267 (-13)	\$234,000	Colonial CC, Fort Worth, TX (70/7,010)
5/26/91	\$1,200,000	Tom Purtzer	267 (-13)	David Edwards - 270 (-10) Scott Hoch - 270 (-10) Bob Lohr - 270 (-10)	\$216,000	Colonial CC, Fort Worth, TX (70/7,010)
5/20/90	\$1,000,000	Ben Crenshaw	272 (-8)	John Mahaffey - 275 (-5) Corey Pavin - 275 (-5) Nick Price - 275 (-5)	\$180,000	Colonial CC, Fort Worth, TX (70/7,010)
5/21/89	\$1,000,000	Ian Baker-Finch	270 (-10)	David Edwards - 274 (-6)	\$180,000	Colonial CC, Fort Worth, TX (70/7,096)
<b>Colonial National Invitation</b>						
5/22/88	\$750,000	Lanny Wadkins	270 (-10)	Mark Calcavecchia - 271 (-9) Ben Crenshaw - 271 (-9) Joey Sindelar - 271 (-9)	\$135,000	Colonial CC, Fort Worth, TX (70/7,096)
5/17/87	\$600,000	Keith Clearwater	266 (-14)	Davis Love III - 269 (-11)	\$108,000	Colonial CC, Fort Worth, TX (70/7,096)
5/18/86	\$600,000	Dan Pohl *	205 (-5)	Payne Stewart - 205 (-5)	\$108,000	Colonial CC, Fort Worth, TX (70/7,096)
5/19/85	\$500,000	Corey Pavin	266 (-14)	Bob Murphy - 270 (-10)	\$90,000	Colonial CC, Fort Worth, TX (70/7,096)
5/20/84	\$500,000	Peter Jacobsen *	270 (-10)	Payne Stewart - 270 (-10)	\$90,000	Colonial CC, Fort Worth, TX (70/7,096)
5/15/83	\$400,000	Jim Colbert *	278 (-2)	Fuzzy Zoeller - 278 (-2)	\$72,000	Colonial CC, Fort Worth, TX (70/7,096)
5/16/82	\$350,000	Jack Nicklaus	273 (-7)	Andy North - 276 (-4)	\$63,000	Colonial CC, Fort Worth, TX (70/7,096)
5/17/81	\$300,000	Fuzzy Zoeller	274 (-6)	Hale Irvin - 278 (-2)	\$54,000	Colonial CC, Fort Worth, TX (70/7,096)
5/18/80	\$300,000	Bruce Lietzke	271 (-9)	Ben Crenshaw - 272 (-8)	\$54,000	Colonial CC, Fort Worth, TX (70/7,096)
5/20/79	\$300,000	Al Geiberger	274 (-6)	Don January - 275 (-5) Gene Littler - 275 (-5)	\$54,000	Colonial CC, Fort Worth, TX (70/7,096)
5/14/78	\$200,000	Lee Trevino	268 (-12)	Jerry Heard - 272 (-8) Jerry Pate - 272 (-8)	\$40,000	Colonial CC, Fort Worth, TX (70/7,142)
5/15/77	\$200,000	Ben Crenshaw	272 (-8)	John Schroeder - 273 (-7)	\$40,000	Colonial CC, Fort Worth, TX (70/7,142)
5/16/76	\$200,000	Lee Trevino	273 (-7)	Mike Morley - 274 (-6)	\$40,000	Colonial CC, Fort Worth, TX (70/7,142)
5/19/74	\$250,000	Rod Curl	276 (-4)	Jack Nicklaus - 277 (-3)	\$50,000	Colonial CC, Fort Worth, TX (70/7,142)
5/13/73	\$150,000	Tom Weiskopf	276 (-4)	Bruce Crampton - 277 (-3) Jerry Heard - 277 (-3)	\$30,000	Colonial CC, Fort Worth, TX (70/7,142)
<b>Colonial National Invitational</b>						
5/14/72	\$125,000	Jerry Heard	275 (-5)	Fred Marti - 277 (-3)	\$25,100	Colonial CC, Fort Worth, TX (70/7,142)
5/23/71	\$125,000	Gene Littler	283 (3)	Bert Yancey - 284 (4)	\$25,000	Colonial CC, Fort Worth, TX (70/7,142)
5/17/70	\$125,000	Homero Blancas	273 (-7)	Gene Littler - 274 (-6) Lee Trevino - 274 (-6)	\$25,000	Colonial CC, Fort Worth, TX (70/7,142)
5/18/69	\$125,000	Gardner Dickinson	278 (-2)	Gary Player - 279 (-1)	\$25,000	Colonial CC, Fort Worth, TX (70/7,142)
<b>Colonial National Invitation</b>						
5/19/68	\$125,000	Billy Casper	275 (-5)	Gene Littler - 280	\$25,000	Colonial CC, Fort Worth, TX (70/7,021)
5/21/67	\$115,000	Dave Stockton	278 (-2)	Charles Coody - 280	\$23,000	Colonial CC, Fort Worth, TX (70/7,021)
5/22/66	\$110,000	Bruce Devlin	280	R.H. Sikes - 281 (1)	\$22,000	Colonial CC, Fort Worth, TX (70/7,021)
5/11/65	\$100,000	Bruce Crampton	276 (-4)	George Knudson - 279 (-1)	\$20,000	Colonial CC, Fort Worth, TX (70/7,021)
5/10/64	\$75,000	Billy Casper	279 (-1)	Tommy Jacobs - 283 (3)	\$14,000	Colonial CC, Fort Worth, TX (70/7,021)
5/12/63	\$60,000	Julius Boros	279 (-1)	Gary Player - 283 (3)	\$12,000	Colonial CC, Fort Worth, TX (70/7,021)
5/13/62	\$40,000	Arnold Palmer *	281 (1)	Johnny Pott - 281 (1)	\$7,000	Colonial CC, Fort Worth, TX (70/7,021)
5/14/61	\$40,000	Doug Sanders	281 (1)	Kel Nagle - 282 (2)	\$7,000	Colonial CC, Fort Worth, TX (70/7,021)
5/15/60	\$30,000	Julius Boros	280	Gene Littler - 281 (1) Kel Nagle - 281 (1)	\$5,000	Colonial CC, Fort Worth, TX (70/7,021)
5/3/59	\$27,300	Ben Hogan *	285 (5)	Fred Hawkins - 285 (5)	\$5,000	Colonial CC, Fort Worth, TX (70/7,021)
<b>Colonial National Invitational</b>						
5/4/58	\$25,000	Tommy Bolt	282 (2)	Ken Venturi - 283 (3)	\$5,000	Colonial CC, Fort Worth, TX (70/7,021)
5/5/57	\$25,000	Roberto De Vincenzo	284 (4)	Dick Mayer - 285 (5)	\$5,000	Colonial CC, Fort Worth, TX (70/7,021)
5/6/56	\$25,000	Mike Souchak	280	Tommy Bolt - 281 (1)	\$5,000	Colonial CC, Fort Worth, TX (70/7,035)
5/8/55	\$25,000	Chandler Harper	276 (-4)	Dow Finsterwald - 284 (4)	\$5,000	Colonial CC, Fort Worth, TX (70/7,035)

## Tournament History

End Date	Purse	Winner	Score	Runner-Up	Earnings	Location (Par/Yards)
<b>Colonial Invitational Tournament</b>						
5/30/54	\$25,000	Johnny Palmer	280	Fred Haas - 282 (2)	\$5,000	Colonial CC, Fort Worth, TX (70/7,035)
5/24/53	\$25,000	Ben Hogan	282 (2)	Doug Ford - 287 (7) Cary Middlecoff - 287 (7)	\$5,000	Colonial CC, Fort Worth, TX (70/7,035)
<b>Colonial National Invitational</b>						
5/25/52	\$15,000	Ben Hogan	279 (-1)	Lloyd Mangrum - 283 (3)	\$4,000	Colonial CC, Fort Worth, TX (70/7,035)
5/27/51	\$15,000	Cary Middlecoff	282 (2)	Jack Burke, Jr. - 283 (3)	\$3,000	Colonial CC, Fort Worth, TX (70/7,035)
<b>Colonial Invitational</b>						
5/28/50	\$15,000	Sam Snead	277 (-3)	Skip Alexander - 280	\$3,000	Colonial CC, Fort Worth, TX (70/7,035)
5/30/48	\$15,000	Clayton Heafner	272 (-8)	Ben Hogan - 278 (-2) Skip Alexander - 278 (-2)	\$3,000	Colonial CC, Fort Worth, TX (70/7,035)
5/18/47	\$15,000	Ben Hogan	279 (-1)	Toney Penna - 280	\$3,000	Colonial CC, Fort Worth, TX (70/7,035)
5/19/46	\$15,000	Ben Hogan	279 (-1)	Harry Todd - 280	\$3,000	Colonial CC, Fort Worth, TX (70/7,035)

\* indicates playoff

# Rocket Mortgage Classic

Detroit, Michigan • June 27-30, 2019

Detroit Golf Club

Par/Yards: 36-36--72 | 7,340

# ROCKET

## Mortgage Classic

PGA TOUR event 35 of 49

FedExCup Points (first): 500

Purse: \$7,300,000



**Winner: Nate Lashley**

FedExCup Points: 500

63-67-63-70 263 (-25) | \$1,314,000

## Leaders

### Round 1

<b>Nate Lashley</b>	<b>63 (-9)</b>
Ryan Armour	64 (-8)
Nick Watney	64 (-8)
Stewart Cink	65 (-7)
Charles Howell III	65 (-7)
Rory Sabbatini	65 (-7)
Chez Reavie	65 (-7)
Chase Wright	65 (-7)
Talor Gooch	65 (-7)
Adam Schenk	65 (-7)

### Round 2

<b>Nate Lashley</b>	<b>130 (-14)</b>
Cameron Champ	131 (-13)
Charles Howell III	132 (-12)
Ryan Armour	133 (-11)
J.T. Poston	133 (-11)

### Round 3

<b>Nate Lashley</b>	<b>193 (-23)</b>
J.T. Poston	199 (-17)
Cameron Tringale	200 (-16)
Patrick Reed	201 (-15)
Rory Sabbatini	202 (-14)
Peter Malnati	202 (-14)
Wes Roach	202 (-14)
Doc Redman	202 (-14)

## Order of Finish (cut: 36 HOLES: 71 professionals at -5 (139) or better.)

Pos	Player	Scores	Total	FedExCup Points	Earnings	Pos	Player	Scores	Total	FedExCup Points	Earnings	Pos	Player	Scores	Total	FedExCup Points	Earnings
1	Nate Lashley	63 67 63 70	263 (-25)	500	\$1,314,000	T55	Brendan Steele	68 70 71 71	280 (-8)	6	\$16,571	CUT	Gary Woodland	73 69	142 (-2)	--	--
2	Doc Redman	68 67 67 67	269 (-19)	--	\$788,400	T55	Harris English	66 68 71 75	280 (-8)	6	\$16,571	CUT	Matt Harmon	71 72	143 (-1)	--	--
T3	Rory Sabbatini	65 69 68 68	270 (-18)	163	\$423,400	T55	Carlos Ortiz	67 70 74 69	280 (-8)	6	\$16,571	CUT	Kelly Kraft	70 73	143 (-1)	--	--
T3	Wes Roach	67 68 67 68	270 (-18)	163	\$423,400	T55	Seth Reeves	68 71 71 70	280 (-8)	6	\$16,571	CUT	Morgan Hoffmann	76 67	143 (-1)	--	--
T5	Patrick Reed	68 68 65 70	271 (-17)	90	\$239,075	T59	Dominic Bozzelli	69 69 75 68	281 (-7)	5	\$15,914	CUT	Russell Henley	68 75	143 (-1)	--	--
T5	Brian Stuard	66 72 65 68	271 (-17)	90	\$239,075	T59	Bud Cauley	69 69 72 71	281 (-7)	5	\$15,914	CUT	Freddie Jacobson	70 73	143 (-1)	--	--
T5	Cameron Tringale	68 67 65 71	271 (-17)	90	\$239,075	T59	Colt Knost	70 68 72 71	281 (-7)	5	\$15,914	CUT	Chez Reavie	65 78	143 (-1)	--	--
T5	Ted Potter, Jr.	68 67 68 68	271 (-17)	90	\$239,075	T59	Roberto Castro	70 69 72 70	281 (-7)	5	\$15,914	CUT	Ryan Moore	70 73	143 (-1)	--	--
T5	Brandt Snedeker	70 69 65 67	271 (-17)	90	\$239,075	T59	Andrew Landry	71 67 70 73	281 (-7)	5	\$15,914	CUT	Bubba Watson	68 75	143 (-1)	--	--
T5	Joaquin Niemann	68 66 69 68	271 (-17)	90	\$239,075	T64	Wes Homan	71 68 71 72	282 (-6)	--	\$15,184	CUT	Alex Cejka	73 70	143 (-1)	--	--
T11	J.T. Poston	70 63 66 73	272 (-16)	68	\$175,200	T64	Tom Hoge	67 70 73 72	282 (-6)	4	\$15,184	CUT	Sung Kang	73 70	143 (-1)	--	--
T11	Sepp Straka	68 67 70 67	272 (-16)	68	\$175,200	T64	Scott Stallings	66 72 70 74	282 (-6)	4	\$15,184	CUT	Billy Hurley III	69 74	143 (-1)	--	--
T13	Viktor Hovland	70 69 70 64	273 (-15)	--	\$136,875	T64	Chad Collins	67 72 70 73	282 (-6)	4	\$15,184	CUT	Cody Gribble	71 72	143 (-1)	--	--
T13	J.J. Spaun	66 73 68 66	273 (-15)	56	\$136,875	T64	Anders Albertson	69 67 76 70	282 (-6)	4	\$15,184	CUT	Curtis Luck	67 76	143 (-1)	--	--
T13	Hideki Matsuyama	68 67 68 70	273 (-15)	56	\$136,875	69	Kyle Jones	70 69 74 70	283 (-5)	3	\$14,746	CUT	Whee Kim	70 73	143 (-1)	--	--
T13	Byeong Hun An	68 66 69 70	273 (-15)	56	\$136,875	70	Stewart Cink	65 73 72 74	284 (-4)	3	\$14,600	CUT	Tyler Duncan	72 71	143 (-1)	--	--
T17	Billy Horschel	69 70 71 64	274 (-14)	48	\$105,850	71	Smylee Kaufman	69 70 80 69	288 (E)	3	\$14,454	CUT	Kramer Hickok	70 73	143 (-1)	--	--
T17	Brice Garnett	69 67 71 67	274 (-14)	48	\$105,850	CUT	Adam Svensson	70 70	140 (-4)	--	--	CUT	Trey Mullinax	70 73	143 (-1)	--	--
T17	Talor Gooch	65 72 67 70	274 (-14)	48	\$105,850	CUT	Ben Silverman	69 71	140 (-4)	--	--	CUT	Matthew Wolff	75 68	143 (-1)	--	--
T17	Wyndham Clark	68 70 68 68	274 (-14)	48	\$105,850	CUT	Mike Weir	72 68	140 (-4)	--	--	CUT	Cameron Davis	73 71	144 (E)	--	--
T21	Denny McCarthy	69 68 69 69	275 (-13)	37	\$68,529	CUT	Brian Gay	74 66	140 (-4)	--	--	CUT	Roberto Diaz	71 73	144 (E)	--	--
T21	Sungjae Im	69 68 66 72	275 (-13)	37	\$68,529	CUT	Jason Dufner	70 70	140 (-4)	--	--	CUT	Martin Trainer	73 71	144 (E)	--	--
T21	Danny Lee	66 71 69 69	275 (-13)	37	\$68,529	CUT	Scott Brown	68 72	140 (-4)	--	--	CUT	Jim Herman	72 72	144 (E)	--	--
T21	Kyle Stanley	69 69 70 67	275 (-13)	37	\$68,529	CUT	Peter Uihlein	71 69	140 (-4)	--	--	CUT	José de Jesús Rodríguez	70 74	144 (E)	--	--
T21	J.B. Holmes	67 68 70 70	275 (-13)	37	\$68,529	CUT	Brian Harman	70 70	140 (-4)	--	--	CUT	Troy Merritt	73 71	144 (E)	--	--
T21	Jimmy Walker	68 71 70 66	275 (-13)	37	\$68,529	CUT	Adam Long	71 69	140 (-4)	--	--	CUT	Zack Sucher	74 71	145 (+1)	--	--
T21	Roger Sloan	70 68 69 68	275 (-13)	37	\$68,529	CUT	Sam Ryder	72 68	140 (-4)	--	--	CUT	Luke List	71 74	145 (+1)	--	--
T21	Mackenzie Hughes	66 70 72 67	275 (-13)	37	\$68,529	CUT	Robert Streb	70 70	140 (-4)	--	--	CUT	Chris Thompson	71 74	145 (+1)	--	--
T29	Cameron Smith	70 68 71 67	276 (-12)	26	\$46,416	CUT	Kevin Tway	68 72	140 (-4)	--	--	CUT	Hunter Mahan	72 73	145 (+1)	--	--
T29	Peter Malnati	68 66 68 74	276 (-12)	26	\$46,416	CUT	Scott Langley	69 72	141 (-3)	--	--	CUT	Chip McDaniel	71 74	145 (+1)	--	--
T29	Martin Piller	66 69 71 70	276 (-12)	26	\$46,416	CUT	Beau Hossler	71 70	141 (-3)	--	--	CUT	Ryan Vermeer	71 75	146 (+2)	--	--
T29	Jason Kokrak	66 71 68 71	276 (-12)	26	\$46,416	CUT	Martin Laird	69 72	141 (-3)	--	--	CUT	Will Claxton	74 72	146 (+2)	--	--
T29	Jonas Blixt	67 68 72 69	276 (-12)	26	\$46,416	CUT	Ryan Blaum	72 69	141 (-3)	--	--	CUT	Fabian Gómez	75 71	146 (+2)	--	--
T29	Joey Garber	67 72 68 69	276 (-12)	26	\$46,416	CUT	Charley Hoffman	69 72	141 (-3)	--	--	CUT	Satoshi Kodaira	71 75	146 (+2)	--	--
T35	Aaron Wise	69 69 67 72	277 (-11)	18	\$34,466	CUT	Brandon Harkins	68 73	141 (-3)	--	--	CUT	John Chin	71 75	146 (+2)	--	--
T35	Kevin Streelman	66 70 68 73	277 (-11)	18	\$34,466	CUT	Hank Lebioda	70 71	141 (-3)	--	--	CUT	Chesson Hadley	75 71	146 (+2)	--	--
T35	Josh Teater	68 69 73 67	277 (-11)	18	\$34,466	CUT	Justin Suh	71 71	142 (-2)	--	--	CUT	Si Woo Kim	74 73	147 (+3)	--	--
T35	Bronson Burgoon	66 70 72 69	277 (-11)	18	\$34,466	CUT	Sebastián Muñoz	73 69	142 (-2)	--	--	CUT	Ollie Schniederjans	72 75	147 (+3)	--	--
T35	Nick Taylor	68 70 69 70	277 (-11)	18	\$34,466	CUT	Austen Truflow	69 73	142 (-2)	--	--	CUT	J.J. Henry	73 76	149 (+5)	--	--
T35	Charles Howell III	65 67 71 74	277 (-11)	18	\$34,466	CUT	Austin Cook	71 71	142 (-2)	--	--	CUT	Ernie Els	75 75	150 (+6)	--	--
T35	Shawn Stefani	69 70 68 70	277 (-11)	18	\$34,466	CUT	Keith Mitchell	71 71	142 (-2)	--	--	CUT	Seamus Power	73 77	150 (+6)	--	--
T42	Anirban Lahiri	69 68 72 69	278 (-10)	13	\$26,280	CUT	Corey Connors	73 69	142 (-2)	--	--	CUT	Richy Werenski	74 76	150 (+6)	--	--
T42	Max Homa	68 69 71 70	278 (-10)	13	\$26,280	CUT	Matt Jones	71 71	142 (-2)	--	--	CUT	Michael Kim	75 76	151 (+7)	--	--
T42	Adam Schenk	65 71 71 71	278 (-10)	13	\$26,280	CUT	Rod Pampling	70 72	142 (-2)	--	--	CUT	Zachary Bauchou	78 74	152 (+8)	--	--
T42	Sam Burns	70 67 71 70	278 (-10)	13	\$26,280	CUT	Nicholas Lindheim	70 72	142 (-2)	--	--	CUT	Sangmoon Bae	76 76	152 (+8)	--	--
T46	Chase Wright	65 70 73 71	279 (-9)	9	\$18,980	CUT	Stephan Jaeger	72 70	142 (-2)	--	--	CUT	Lee Houlihan	80 74	154 (+10)	--	--
T46	Rickie Fowler	68 68 72 71	279 (-9)	9	\$18,980	CUT	Harold Varner III	71 71	142 (-2)	--	--	W/D	Chris Stroud	73	73 (+1)	--	--
T46	Vaughn Taylor	70 69 69 71	279 (-9)	9	\$18,980	CUT	Michael Thompson	71 71	142 (-2)	--	--	W/D	Will MacKenzie	74	74 (+2)	--	--
T46	Ryan Armour	64 69 74 72	279 (-9)	9	\$18,980	CUT	Patton Kizzire	70 72	142 (-2)	--	--						
T46	Cameron Champ	66 65 75 73	279 (-9)	9	\$18,980	CUT	Kyung-Hoon Lee	72 70	142 (-2)	--	--						
T46	Luke Donald	67 69 72 71	279 (-9)	9	\$18,980	CUT	Brady Schnell	70 72	142 (-2)	--	--						
T46	Kevin Kisner	66 70 72 71	279 (-9)	9	\$18,980	CUT	Dustin Johnson	71 71	142 (-2)	--	--						
T46	Dylan Frittelli	66 70 72 71	279 (-9)	9	\$18,980	CUT	Alex Prugh	69 73	142 (-2)	--	--						
T46	Nick Watney	64 72 69 74	279 (-9)	9	\$18,980	CUT	Sam Saunders	69 73	142 (-2)	--	--						

## Notes

After being the last player to get into the field (third alternate), Nate Lashley won the inaugural Rocket Mortgage Classic by six shots over Doc Redman to earn first PGA TOUR victory in wire-to-wire fashion. Lashley became the first alternate to win on TOUR since Vaughn Taylor at the 2016 AT&T Pebble Beach Pro-Am.

Both champion Nate Lashley and runner-up Doc Redman competed in the Monday Qualifier. Lashley failed to advance and got in as an alternate when David Berganio, Jr., withdrew on Wednesday, while Redman was the medalist.

Nate Lashley's win, the first of his PGA TOUR career, came at the age of 36 years, 6 months, 18 days in his 33rd start. Lashley's 72-hole total of 263 topped his previous career-best by eight shots (271/2019 Desert Classic).

With his six-shot win, Nate Lashley became the seventh player since the start of the 2016-17 season to win by six shots or more, joining Dustin Johnson (2), Michael Kim, Hideki Matsuyama, Francesco Molinari, Rory McIlroy and Justin Thomas.

Prior to Nate Lashley's final-round 70, the last two players to win after shooting 70 or higher in the final round were Tiger Woods (2019 Masters Tournament) and Brooks Koepka (2019 PGA Championship).

After advancing through the Monday Qualifier, Doc Redman finished second, earning enough non-member FedExCup points to qualify for Special Temporary Membership.

Cameron Champ (T46) shot a front-nine 28 in the second round, becoming the third player on the season to shoot 28 or better on nine holes (Cameron Champ, Carlos Ortiz). Champ played the first seven holes in 7-under, becoming the first player to shoot 7-under or better on the first seven holes of a round since Ted Potter, Jr. at the 2018 AT&T Pebble Beach Pro-Am. Champ's birdie/eagle streak of 7-under (Nos. 2-7) topped his previous career-best (5-under/R1/2018 The RSM Classic), while his previous career-best front-nine score was 31 (R2/2018 Mayakoba Golf Classic).

**WEATHER: Thursday:** Partly cloudy. High of 89. Wind S 5-10 mph. **Friday:** Partly cloudy. High of 90. Wind WNW 5-10 mph. **Saturday:** Partly cloudy. High of 86. Wind NW 7-14 mph. **Sunday:** Mostly sunny. High of 85. Wind NNE 6-12 mph.

## Tournament Record: 263

Nate Lashley (2019)

## Detroit Golf Club: 63

Nate Lashley (2019), J.T. Poston (2019), Nate Lashley (2019)

## Tournament History

End Date	Purse	Winner	Score	Runner-Up	Earnings	Location (Par/Yards)
<b>Rocket Mortgage Classic</b>						
6/30/19	\$7,300,000	Nate Lashley	263 (-25)	Doc Redman - 269 (-19)	\$1,314,000	Detroit Golf Club, Detroit, MI (72/7,340)


\* indicates playoff

# the Memorial Tournament presented by Nationwide

Dublin, Ohio • May 30-2, 2019

Muirfield Village GC

Par/Yards: 36-66--72 | 7,392



**Winner: Patrick Cantlay**

**FedExCup Points:** 500

68-69-68-64 269 (-19) | \$1,638,000

the Memorial Tournament

PRESENTED BY



PGA TOUR event 36 of 49

**FedExCup Points (first):** 500

**Purse:** \$9,100,000

## Leaders

### Round 1

Ryan Moore	65 (-7)
Jordan Spieth	66 (-6)
Vaughn Taylor	67 (-5)
Marc Leishman	67 (-5)
Martin Kaymer	67 (-5)
Anirban Lahiri	67 (-5)
Bud Cauley	67 (-5)
<b>Patrick Cantlay</b>	<b>68 (-4)</b>

### Round 2

Martin Kaymer	135 (-9)
Troy Merritt	135 (-9)
Kyoung-Hoon Lee	135 (-9)
Jordan Spieth	136 (-8)
Adam Scott	137 (-7)
Emiliano Grillo	137 (-7)
Rickie Fowler	137 (-7)
Bud Cauley	137 (-7)
<b>Patrick Cantlay</b>	<b>137 (-7)</b>

### Round 3

Martin Kaymer	201 (-15)
Adam Scott	203 (-13)
Hideki Matsuyama	205 (-11)
Jordan Spieth	205 (-11)
<b>Patrick Cantlay</b>	<b>205 (-11)</b>

## Order of Finish (cut: 36 HOLES: 73 professionals at +1 (145) or better.)

Pos	Player	Scores	Total	FedExCup Points	Earnings	Pos	Player	Scores	Total	FedExCup Points	Earnings	Pos	Player	Scores	Total	FedExCup Points	Earnings
1	Patrick Cantlay	68 69 68 64	269 (-19)	500	\$1,638,000	141	Matt Jones	75 67 69 76	287 (-1)	12	\$31,850	CUT	Bronson Burgoon	73 74	147 (+3)	--	--
2	Adam Scott	71 66 66 68	271 (-17)	300	\$982,800	141	Rafa Cabrera Bello	72 71 74 70	287 (-1)	12	\$31,850	CUT	Ryan Fox	75 72	147 (+3)	--	--
3	Martin Kaymer	67 68 66 72	273 (-15)	190	\$618,800	141	Alex Noren	73 70 69 75	287 (-1)	12	\$31,850	CUT	Branden Grace	75 72	147 (+3)	--	--
4	Kevin Streelman	72 68 69 66	275 (-13)	135	\$436,800	141	Kevin Kisner	75 67 73 72	287 (-1)	12	\$31,850	CUT	Matt Kuchar	73 74	147 (+3)	--	--
5	Marc Leishman	67 71 69 69	276 (-12)	110	\$364,000	141	Brendan Steele	71 73 75 68	287 (-1)	12	\$31,850	CUT	Scott Brown	75 72	147 (+3)	--	--
6	Hideki Matsuyama	71 70 64 72	277 (-11)	100	\$327,600	148	Vaughn Taylor	67 72 72 77	288 (E)	9	\$23,478	CUT	J.B. Holmes	76 71	147 (+3)	--	--
17	Jordan Spieth	66 70 69 73	278 (-10)	88	\$293,475	148	David Lipsky	70 70 76 72	288 (E)	--	\$23,478	CUT	Peter Uihlein	77 71	148 (+4)	--	--
17	Jason Dufner	72 69 68 69	278 (-10)	88	\$293,475	148	Scott Stallings	69 74 73 72	288 (E)	9	\$23,478	CUT	Brian Gay	72 76	148 (+4)	--	--
T9	Tiger Woods	70 72 70 67	279 (-9)	73	\$236,600	148	Keith Mitchell	73 69 70 76	288 (E)	9	\$23,478	CUT	Bill Haas	76 72	148 (+4)	--	--
T9	Billy Horschel	71 70 70 68	279 (-9)	73	\$236,600	T52	J.T. Poston	72 73 71 73	289 (+1)	7	\$21,221	CUT	Danny Lee	77 71	148 (+4)	--	--
T9	Bud Cauley	67 70 70 72	279 (-9)	73	\$236,600	T52	Gary Woodland	69 71 74 75	289 (+1)	7	\$21,221	CUT	Keegan Bradley	74 74	148 (+4)	--	--
T9	Emiliano Grillo	69 68 71 71	279 (-9)	73	\$236,600	T52	Anirban Lahiri	67 76 75 71	289 (+1)	7	\$21,221	CUT	Carlos Ortiz	75 73	148 (+4)	--	--
13	Justin Rose	75 63 71 71	280 (-8)	60	\$191,100	T52	Adam Hadwin	72 73 73 71	289 (+1)	7	\$21,221	CUT	Chesson Hadley	73 75	148 (+4)	--	--
T14	Rickie Fowler	69 68 72 72	281 (-7)	55	\$163,800	T52	Lucas Glover	72 72 69 76	289 (+1)	7	\$21,221	CUT	Robert Streb	76 73	149 (+5)	--	--
T14	Michael Thompson	71 71 71 68	281 (-7)	55	\$163,800	T57	Louis Oosthuizen	73 70 71 76	290 (+2)	5	\$20,202	CUT	Harold Varner III	74 75	149 (+5)	--	--
T14	Xander Schauffele	69 70 72 70	281 (-7)	55	\$163,800	T57	Luke Donald	72 73 65 80	290 (+2)	5	\$20,202	CUT	Alvaro Ortiz	74 75	149 (+5)	--	--
T17	Troy Merritt	69 66 74 73	282 (-6)	47	\$127,400	T57	Pat Perez	75 70 71 74	290 (+2)	5	\$20,202	CUT	Beau Hossler	82 67	149 (+5)	--	--
T17	Kiradech Aphibarnrat	70 71 71 70	282 (-6)	47	\$127,400	T57	Sam Ryder	69 71 74 76	290 (+2)	5	\$20,202	CUT	Patton Kizzire	75 74	149 (+5)	--	--
T17	Peter Malnati	72 72 69 69	282 (-6)	47	\$127,400	T57	Sungjae Im	72 70 75 73	290 (+2)	5	\$20,202	CUT	Phil Mickelson	70 79	149 (+5)	--	--
T17	Andrew Putnam	68 70 74 70	282 (-6)	47	\$127,400	T62	Shubhankar Sharma	73 71 69 78	291 (+3)	--	\$19,474	CUT	Jason Day	75 74	149 (+5)	--	--
T22	Byeong Hun An	72 72 70 68	282 (-6)	47	\$127,400	T62	Jason Kokrak	71 73 72 75	291 (+3)	4	\$19,474	CUT	Cameron Champ	72 77	149 (+5)	--	--
T22	Aaron Baddeley	72 70 68 73	283 (-5)	37	\$87,360	T62	Joost Luiten	73 71 74 73	291 (+3)	--	\$19,474	CUT	Charles Howell III	72 78	150 (+6)	--	--
T22	Steve Stricker	69 76 67 71	283 (-5)	37	\$87,360	T65	Corey Connors	72 69 74 77	292 (+4)	4	\$18,928	CUT	Kelly Kraft	73 77	150 (+6)	--	--
T22	Ryan Armour	71 71 71 70	283 (-5)	37	\$87,360	T65	Adam Schenk	71 74 72 75	292 (+4)	4	\$18,928	CUT	Cameron Smith	77 74	151 (+7)	--	--
T22	Nick Watney	74 68 69 72	283 (-5)	37	\$87,360	T65	Abraham Ancer	72 71 75 74	292 (+4)	4	\$18,928	CUT	Andrew Landry	78 73	151 (+7)	--	--
T22	Bryson DeChambeau	74 70 73 66	283 (-5)	37	\$87,360	T68	Matthew Fitzpatrick	73 71 74 75	293 (+5)	--	\$18,382	CUT	Justin Thomas	71 80	151 (+7)	--	--
T27	Joaquin Niemann	72 71 68 73	284 (-4)	29	\$63,245	T68	Norman Xiong	72 73 76 72	293 (+5)	--	\$18,382	CUT	Matt Every	79 72	151 (+7)	--	--
T27	Austin Cook	71 67 76 70	284 (-4)	29	\$63,245	T68	Joel Dahmen	72 70 77 74	293 (+5)	3	\$18,382	CUT	Tony Finau	77 74	151 (+7)	--	--
T27	Brian Harman	71 69 71 73	284 (-4)	29	\$63,245	T71	K.J. Choi	76 67 77 77	297 (+9)	3	\$17,927	CUT	Talor Gooch	76 76	152 (+8)	--	--
T27	Rory Sabbatini	73 71 70 70	284 (-4)	29	\$63,245	T71	Boo Weekley	74 71 79 73	297 (+9)	3	\$17,927	CUT (A)	Will Grimmer	75 77	152 (+8)	--	--
T27	Danny Willett	69 69 72 74	284 (-4)	29	\$63,245	73	Ted Potter, Jr.	70 73 77 80	300 (+12)	3	\$17,654	CUT	Sung Kang	77 76	153 (+9)	--	--
T27	Russell Knox	68 73 72 71	284 (-4)	29	\$63,245	CUT	Jhonattan Vegas	72 74	146 (+2)	--	--	CUT	Luke List	77 76	153 (+9)	--	--
T33	Brian Stuard	78 65 71 71	285 (-3)	22	\$50,278	CUT	Rory McIlroy	75 71	146 (+2)	--	--	CUT	Adam Long	76 77	153 (+9)	--	--
T33	Tyrell Hatton	71 72 72 70	285 (-3)	22	\$50,278	CUT	Brice Gamett	74 72	146 (+2)	--	--	CUT	Martin Trainer	75 83	158 (+14)	--	--
T33	Jim Furyk	72 69 75 69	285 (-3)	22	\$50,278	CUT	Charley Hoffman	73 73	146 (+2)	--	--	W/D	Ernie Els	78	78 (+6)	--	--
T33	Ryan Moore	65 75 75 70	285 (-3)	22	\$50,278	CUT	Kyle Stanley	74 72	146 (+2)	--	--	W/D	Sam Burns	81	81 (+9)	--	--
T37	Henrik Stenson	70 70 75 71	286 (-2)	18	\$41,860	CUT	Whee Kim	79 67	146 (+2)	--	--						
T37	Haotong Li	69 72 74 71	286 (-2)	--	\$41,860	CUT	J.J. Spaun	71 75	146 (+2)	--	--						
T37	Kyoung-Hoon Lee	68 67 72 79	286 (-2)	18	\$41,860	CUT	Aaron Wise	74 72	146 (+2)	--	--						
T37	Max Homa	70 72 74 70	286 (-2)	18	\$41,860	CUT	Justin Suh	74 72	146 (+2)	--	--						
T41	Si Woo Kim	69 70 76 72	287 (-1)	12	\$31,850	CUT	Michael Kim	71 75	146 (+2)	--	--						
T41	David Lingmerth	71 74 71 71	287 (-1)	12	\$31,850	CUT (A)	Jovan Rebula	78 69	147 (+3)	--	--						

## Notes

Patrick Cantlay earned his second PGA TOUR victory in his 78th career PGA TOUR start at the Memorial Tournament presented by Nationwide, firing a bogey-free 8-under 64 at Muirfield Village Golf Club to win by two strokes over Adam Scott.

The 64 by Patrick Cantlay, who entered the final round four shots back of the lead, marked the first sub-65 final-round score by a winner in tournament history.

Patrick Cantlay became the second former Jack Nicklaus Award winner (as 2011 top collegiate player) to also win the Memorial Tournament, joining Tiger Woods.

With rounds of 68-69-68-64, Patrick Cantlay was the only player to record four rounds in the 60s, becoming the 10th player to do so in the event's history. Cantlay ranked inside the top 10 in all six Strokes Gained categories.

Adam Scott shot 17-under to finish solo-second. The runner-up marked his fourth top-five in 12 starts at Muirfield Village. Scott played the par 5s in 12-under, tied for best in the field.

Leading by two entering the final round, Martin Kaymer posted an even-par 72 to finish solo-third, his best result on TOUR since winning the 2014 U.S. Open. Kaymer had not played the event since 2009 (T53).

Jordan Spieth opened with a 66 en route to a T7. Spieth earned his third consecutive top-10 on the PGA TOUR (T3/PGA Championship, T8/Charles Schwab Challenge, T7/the Memorial Tournament), a feat he had not accomplished since the start of the 2017-18 season.

Three past Memorial Tournament champions finished inside the top 10 (Hideki Matsuyama/6th, Jason Dufner/T7, Tiger Woods/T9).

Defending champion Bryson DeChambeau fired a final-round 6-under 66 to finish T22.

**WEATHER: Thursday:** Partly cloudy with scattered showers. High of 72. Wind SW 10-20 mph. **Friday:** Partly cloudy. High of 79. Wind NW 5-10 mph. **Saturday:** Partly cloudy. High of 82. Wind WSW 10-18 mph. **Sunday:** Cloudy. High of 70. Wind NW 12-22 mph.

## Tournament Record: 268

Tom Lehman (1994)

## Muirfield Village GC: 61

John Huston (1996)

## Tournament History

End Date	Purse	Winner	Score	Runner-Up	Earnings	Location (Par/Yards)
<b>the Memorial Tournament presented by Nationwide</b>						
6/2/19	\$9,100,000	Patrick Cantlay	269 (-19)	Adam Scott - 271 (-17)	\$1,638,000	Muirfield Village GC, Dublin, OH (72/ 7,392)
6/3/18	\$8,900,000	Bryson DeChambeau *	273 (-15)	Kyle Stanley - 273 (-15) Byeong Hun An - 273 (-15)	\$1,602,000	Muirfield Village GC, Dublin, OH (72/ 7,392)
6/4/17	\$8,700,000	Jason Dufner	275 (-13)	Anirban Lahiri - 278 (-10) Ricky Fowler - 278 (-10)	\$1,566,000	Muirfield Village GC, Dublin, OH (72/ 7,392)
6/5/16	\$8,500,000	William McGirt *	273 (-15)	Jon Curran - 273 (-15)	\$1,530,000	Muirfield Village GC, Dublin, OH (72/ 7,392)
6/7/15	\$6,200,000	David Lingmerth *	273 (-15)	Justin Rose - 273 (-15)	\$1,116,000	Muirfield Village GC, Dublin, OH (72/ 7,392)
<b>the Memorial Tournament presented by Nationwide Insurance</b>						
6/1/14	\$6,200,000	Hideki Matsuyama *	275 (-13)	Kevin Na - 275 (-13)	\$1,116,000	Muirfield Village GC, Dublin, OH (72/ 7,392)
6/2/13	\$6,200,000	Matt Kuchar	276 (-12)	Kevin Chappell - 278 (-10)	\$1,116,000	Muirfield Village GC, Dublin, OH (72/ 7,352)
6/3/12	\$6,200,000	Tiger Woods	279 (-9)	Rory Sabbatini - 281 (-7) Andres Romero - 281 (-7)	\$1,116,000	Muirfield Village GC, Dublin, OH (72/ 7,352)
6/5/11	\$6,200,000	Steve Stricker	272 (-16)	Brandt Jobe - 273 (-15) Matt Kuchar - 273 (-15)	\$1,116,000	Muirfield Village GC, Dublin, OH (72/ 7,352)
6/6/10	\$6,000,000	Justin Rose	270 (-18)	Rickie Fowler - 273 (-15)	\$1,080,000	Muirfield Village GC, Dublin, OH (72/ 7,366)
<b>the Memorial Tournament</b>						
6/7/09	\$6,000,000	Tiger Woods	276 (-12)	Jim Furyk - 277 (-11)	\$1,080,000	Muirfield Village GC, Dublin, OH (72/ 7,366)
<b>the Memorial Tournament presented by Morgan Stanley</b>						
6/1/08	\$6,000,000	Kenny Perry	280 (-8)	Jerry Kelly - 282 (-6) Mike Weir - 282 (-6) Mathew Goggin - 282 (-6) Justin Rose - 282 (-6)	\$1,080,000	Muirfield Village GC, Dublin, OH (72/ 7,366)
6/3/07	\$6,000,000	K.J. Choi	271 (-17)	Ryan Moore - 272 (-16)	\$1,080,000	Muirfield Village GC, Dublin, OH (72/ 7,366)
<b>the Memorial Tournament</b>						
6/4/06	\$5,750,000	Carl Pettersson	276 (-12)	Brett Wetterich - 278 (-10) Zach Johnson - 278 (-10)	\$1,035,000	Muirfield Village GC, Dublin, OH (72/ 7,337)
6/5/05	\$5,500,000	Bart Bryant	272 (-16)	Fred Couples - 273 (-15)	\$990,000	Muirfield Village GC, Dublin, OH (72/ 7,300)
6/6/04	\$5,250,000	Ernie Els	270 (-18)	Fred Couples - 274 (-14)	\$945,000	Muirfield Village GC, Dublin, OH (72/ 7,265)
6/1/03	\$5,000,000	Kenny Perry	275 (-13)	Lee Janzen - 277 (-11)	\$900,000	Muirfield Village GC, Dublin, OH (72/ 7,265)
<b>Memorial Tournament</b>						
5/26/02	\$4,500,000	Jim Furyk	274 (-14)	John Cook - 276 (-12) David Peoples - 276 (-12)	\$810,000	Muirfield Village GC, Dublin, OH (72/ 7,224)
6/3/01	\$4,100,000	Tiger Woods	271 (-17)	Paul Azinger - 278 (-10) Sergio Garcia - 278 (-10)	\$738,000	Muirfield Village GC, Dublin, OH (72/ 7,221)
5/28/00	\$3,100,000	Tiger Woods	269 (-19)	Ernie Els - 274 (-14) Justin Leonard - 274 (-14)	\$558,000	Muirfield Village GC, Dublin, OH (72/ 7,193)
6/6/99	\$2,550,000	Tiger Woods	273 (-15)	Vijay Singh - 275 (-13)	\$459,000	Muirfield Village GC, Dublin, OH (72/ 7,163)
5/31/98	\$2,200,000	Fred Couples	271 (-17)	Andrew Magee - 275 (-13)	\$396,000	Muirfield Village GC, Dublin, OH (72/ 7,163)
6/1/97	\$1,900,000	Vijay Singh	202 (-14)	Greg Norman - 204 (-12) Jim Furyk - 204 (-12)	\$342,000	Muirfield Village GC, Dublin, OH (72/ 7,163)
6/2/96	\$1,800,000	Tom Watson	274 (-14)	David Duval - 276 (-12)	\$324,000	Muirfield Village GC, Dublin, OH (72/ 7,104)
6/4/95	\$1,700,000	Greg Norman	269 (-19)	Mark Calcavecchia - 273 (-15) Steve Elkington - 273 (-15) David Duval - 273 (-15)	\$306,000	Muirfield Village GC, Dublin, OH (72/ 7,104)
5/22/94	\$1,500,000	Tom Lehman	268 (-20)	Greg Norman - 273 (-15)	\$270,000	Muirfield Village GC, Dublin, OH (72/ 7,104)
6/6/93	\$1,400,000	Paul Azinger	274 (-14)	Corey Pavin - 275 (-13)	\$252,000	Muirfield Village GC, Dublin, OH (72/ 7,104)
6/7/92	\$1,300,000	David Edwards *	273 (-15)	Rick Fehr - 273 (-15)	\$234,000	Muirfield Village GC, Dublin, OH (72/ 7,104)
5/19/91	\$1,200,000	Kenny Perry *	273 (-15)	Hale Irwin - 273 (-15)	\$216,000	Muirfield Village GC, Dublin, OH (72/ 7,104)
5/13/90	\$1,000,000	Greg Norman	216	Payne Stewart - 217 (1)	\$180,000	Muirfield Village GC, Dublin, OH (72/ 7,104)
5/14/89	\$1,004,290	Bob Tway	277 (-11)	Fuzzy Zoeller - 279 (-9)	\$160,000	Muirfield Village GC, Dublin, OH (72/ 7,104)
5/29/88	\$930,250	Curtis Strange	274 (-14)	David Frost - 276 (-12) Hale Irwin - 276 (-12)	\$160,000	Muirfield Village GC, Dublin, OH (72/ 7,104)
5/31/87	\$849,290	Don Pooley	272 (-16)	Curt Byrum - 275 (-13)	\$140,000	Muirfield Village GC, Dublin, OH (72/ 7,104)
5/25/86	\$577,730	Hal Sutton	271 (-17)	Don Pooley - 275 (-13)	\$100,000	Muirfield Village GC, Dublin, OH (72/ 7,106)
5/26/85	\$579,230	Hale Irwin	281 (-7)	Lanny Wadkins - 282 (-6)	\$100,000	Muirfield Village GC, Dublin, OH (72/ 7,106)
5/27/84	\$565,500	Jack Nicklaus *	280 (-8)	Andy Bean - 280 (-8)	\$90,000	Muirfield Village GC, Dublin, OH (72/ 7,116)
5/29/83	\$430,000	Hale Irwin	281 (-7)	Ben Crenshaw - 282 (-6) David Graham - 282 (-6)	\$72,000	Muirfield Village GC, Dublin, OH (72/ 7,116)
5/30/82	\$380,445	Raymond Floyd	281 (-7)	Peter Jacobsen - 283 (-5) Wayne Levi - 283 (-5) Roger Maltbie - 283 (-5) Gil Morgan - 283 (-5)	\$63,000	Muirfield Village GC, Dublin, OH (72/ 7,116)
5/24/81	\$380,445	Keith Fergus	284 (-4)	Jack Renner - 285 (-3)	\$63,000	Muirfield Village GC, Dublin, OH (72/ 7,116)
5/25/80	\$354,485	David Graham	280 (-8)	Tom Watson - 281 (-7)	\$54,000	Muirfield Village GC, Dublin, OH (72/ 7,116)
5/27/79	\$329,885	Tom Watson	285 (-3)	Miller Barber - 288	\$54,000	Muirfield Village GC, Dublin, OH (72/ 7,101)
5/21/78	\$259,960	Jim Simons	284 (-4)	Billy Kratzert - 285 (-3)	\$50,000	Muirfield Village GC, Dublin, OH (72/ 7,101)
5/22/77	\$238,260	Jack Nicklaus	281 (-7)	Hubert Green - 283 (-5)	\$45,000	Muirfield Village GC, Dublin, OH (72/ 7,101)
5/30/76	\$200,000	Roger Maltbie *	288	Hale Irwin - 288	\$40,000	Muirfield Village GC, Dublin, OH (72/ 7,027)

\* indicates playoff

# RBC Canadian Open

Hamilton, ON, Canada • June 6-9, 2019

Hamilton Golf & Country Club

Par/Yards: 35-35--70 | 6,967



PGA TOUR event 37 of 49  
FedExCup Points (first): 500  
Purse: \$7,600,000



## Winner: Rory McIlroy

FedExCup Points: 500

67-66-64-61 258 (-22) | \$1,368,000

## Leaders

### Round 1

Keegan Bradley	63 (-7)
Nick Taylor	64 (-6)
Roberto Castro	64 (-6)
Shane Lowry	64 (-6)
Sungjae Im	64 (-6)
Frederick van Rooyen	64 (-6)
<b>Rory McIlroy</b>	<b>67 (-3)</b>

### Round 2

Matt Kuchar	128 (-12)
Scott Brown	128 (-12)
Nick Taylor	129 (-11)
Brandt Snedeker	129 (-11)
Webb Simpson	130 (-10)
<b>Rory McIlroy</b>	<b>133 (-7)</b>

### Round 3

Matt Kuchar	197 (-13)
<b>Rory McIlroy</b>	<b>197 (-13)</b>
Webb Simpson	197 (-13)
Brandt Snedeker	198 (-12)
Shane Lowry	198 (-12)
Adam Hadwin	198 (-12)

## Order of Finish (cut: 36 HOLES: 71 professionals at -2 (138) or better.)

Pos	Player	Scores	Total	FedExCup Points	Earnings	Pos	Player	Scores	Total	FedExCup Points	Earnings	Pos	Player	Scores	Total	FedExCup Points	Earnings
1	Rory McIlroy	67 66 64 61	258 (-22)	500	\$1,368,000	T50	Brian Harman	69 65 71 73	278 (-2)	7	\$18,189	CUT	Fabian Gómez	71 70	141 (+1)	--	--
T2	Shane Lowry	64 68 66 67	265 (-15)	245	\$668,800	T56	Jim Knous	68 69 71 71	279 (-1)	6	\$17,176	CUT	David Heam	66 75	141 (+1)	--	--
T2	Webb Simpson	66 64 67 68	265 (-15)	245	\$668,800	T56	Roger Sloan	68 70 68 73	279 (-1)	6	\$17,176	CUT	Ricky Barnes	69 72	141 (+1)	--	--
T4	Brandt Snedeker	69 60 69 69	267 (-13)	123	\$334,400	T56	Adam Schenk	66 68 73 72	279 (-1)	6	\$17,176	CUT	Sergio Garcia	71 70	141 (+1)	--	--
T4	Matt Kuchar	65 63 69 70	267 (-13)	123	\$334,400	59	Dylan Frittelli	67 68 75 70	280 (E)	5	\$16,872	CUT (A)	Étienne Brault	72 69	141 (+1)	--	--
6	Adam Hadwin	65 66 67 70	268 (-12)	100	\$273,600	T60	George McNeill	69 68 72 72	281 (+1)	5	\$16,568	CUT	Richy Werenski	71 70	141 (+1)	--	--
7	Sungjae Im	64 68 73 64	269 (-11)	90	\$254,600	T60	Sepp Straka	68 65 72 76	281 (+1)	5	\$16,568	CUT	Ollie Schniederjans	70 71	141 (+1)	--	--
T8	Danny Willett	66 68 69 67	270 (-10)	80	\$220,400	T60	Tyler Duncan	69 68 74 70	281 (+1)	5	\$16,568	CUT	Drew Nesbitt	66 75	141 (+1)	--	--
T8	Henrik Stenson	66 66 68 70	270 (-10)	80	\$220,400	T63	D.J. Trahan	67 68 75 72	282 (+2)	4	\$15,960	CUT	Tom Lovelady	74 68	142 (+2)	--	--
T8	Graeme McDowell	65 67 70 68	270 (-10)	80	\$220,400	T63	Brian Gay	72 66 73 71	282 (+2)	4	\$15,960	CUT	Aaron Wise	74 68	142 (+2)	--	--
T11	Cameron Tringale	68 68 69 66	271 (-9)	65	\$174,800	T63	Bubba Watson	71 67 73 71	282 (+2)	4	\$15,960	CUT	Kramer Hickok	73 69	142 (+2)	--	--
T11	Wes Roach	68 68 69 66	271 (-9)	65	\$174,800	T63	Josh Teater	68 68 72 74	282 (+2)	4	\$15,960	CUT	J.J. Henry	69 73	142 (+2)	--	--
T11	Sebastián Muñoz	65 72 70 64	271 (-9)	65	\$174,800	T63	Alex Noren	67 71 73 71	282 (+2)	4	\$15,960	CUT	Bill Haas	68 74	142 (+2)	--	--
T14	Hank Lebioda	67 67 71 67	272 (-8)	52	\$125,400	68	Dominic Bozzelli	69 69 77 69	284 (+4)	3	\$15,504	CUT	Scott Piercy	72 70	142 (+2)	--	--
T14	Collin Morikawa	70 66 69 67	272 (-8)	--	\$125,400	69	Richard Jung	67 69 75 74	285 (+5)	--	\$15,352	CUT	Nate Lashley	71 71	142 (+2)	--	--
T14	Stephan Jaeger	71 64 71 66	272 (-8)	52	\$125,400	70	Jake Knapp	69 69 75 74	287 (+7)	--	\$15,200	CUT	Brice Garnett	74 68	142 (+2)	--	--
T14	MacKenzie Hughes	66 66 69 71	272 (-8)	52	\$125,400	71	Kelly Kraft	68 70 76 76	290 (+10)	3	\$15,048	CUT	Ryan Yip	68 74	142 (+2)	--	--
T14	José de Jesús Rodríguez	67 66 71 68	272 (-8)	52	\$125,400	CUT	Russell Henley	65 74	139 (-1)	--	--	CUT	Michael Gilgic	70 72	142 (+2)	--	--
T14	Jonathan Byrd	67 71 64 70	272 (-8)	52	\$125,400	CUT	Brandon Harkins	70 69	139 (-1)	--	--	CUT	Lucas Bjerregaard	73 69	142 (+2)	--	--
T20	Danny Lee	65 72 67 69	273 (-7)	39	\$79,257	CUT	Tom Hoge	73 66	139 (-1)	--	--	CUT	David Lingmerth	71 71	142 (+2)	--	--
T20	Justin Thomas	70 65 69 69	273 (-7)	39	\$79,257	CUT	Jim Herman	71 68	139 (-1)	--	--	CUT	Carlos Ortiz	72 71	143 (+3)	--	--
T20	Dustin Johnson	71 65 68 69	273 (-7)	39	\$79,257	CUT	Nick Watney	70 69	139 (-1)	--	--	CUT	Scott Stallings	68 75	143 (+3)	--	--
T20	Harris English	66 69 69 69	273 (-7)	39	\$79,257	CUT	J.B. Holmes	72 67	139 (-1)	--	--	CUT	Brady Schnell	71 72	143 (+3)	--	--
T20	Paul Barjon	68 70 67 68	273 (-7)	--	\$79,257	CUT	Matt Every	68 71	139 (-1)	--	--	CUT	Brendon Todd	70 73	143 (+3)	--	--
T20	Frederick van Rooyen	64 70 68 71	273 (-7)	--	\$79,257	CUT	Alex Cejka	70 69	139 (-1)	--	--	CUT	Richard Lee	70 73	143 (+3)	--	--
T20	Ben Silverman	71 61 72 69	273 (-7)	39	\$79,257	CUT	Mike Weir	70 69	139 (-1)	--	--	CUT	Derek Fathauer	72 71	143 (+3)	--	--
T27	Joey Garber	68 70 70 66	274 (-6)	30	\$55,100	CUT	Ryan Armour	70 69	139 (-1)	--	--	CUT	J.C. Deacon	74 69	143 (+3)	--	--
T27	Sangmoon Bae	69 68 70 67	274 (-6)	30	\$55,100	CUT	Chad Collins	69 70	139 (-1)	--	--	CUT	Chad Campbell	69 74	143 (+3)	--	--
T27	Nick Taylor	64 65 73 72	274 (-6)	30	\$55,100	CUT	Austin Connolly	69 70	139 (-1)	--	--	CUT	Padraig Harrington	71 72	143 (+3)	--	--
T27	Jim Furyk	69 67 67 71	274 (-6)	30	\$55,100	CUT	Kyle Jones	68 71	139 (-1)	--	--	CUT	Martin Trainer	72 71	143 (+3)	--	--
T31	Chris Thompson	69 66 71 69	275 (-5)	24	\$46,075	CUT	Wyndham Clark	70 69	139 (-1)	--	--	CUT	Cameron Davis	73 71	144 (+4)	--	--
T31	Scott Brown	65 63 75 72	275 (-5)	24	\$46,075	CUT	Curtis Luck	71 68	139 (-1)	--	--	CUT	Zack Sucher	73 71	144 (+4)	--	--
T31	Peter Malnati	66 68 69 72	275 (-5)	24	\$46,075	CUT	Corey Connors	70 69	139 (-1)	--	--	CUT	Johnson Wagner	71 74	145 (+5)	--	--
T31	Joaquin Niemann	67 70 68 70	275 (-5)	24	\$46,075	CUT	Adam Svensson	69 70	139 (-1)	--	--	CUT (A)	Joseph Deraney	75 70	145 (+5)	--	--
T35	Daniel Berger	67 71 69 69	276 (-4)	17	\$34,327	CUT	Austin Cook	72 67	139 (-1)	--	--	CUT	Marc-Étienne Bussiès	74 71	145 (+5)	--	--
T35	Talor Gooch	66 70 71 69	276 (-4)	17	\$34,327	CUT	Brandon Hagy	72 67	139 (-1)	--	--	CUT (A)	Chris Crisologo	72 74	146 (+6)	--	--
T35	Robert Streb	67 69 69 71	276 (-4)	17	\$34,327	CUT	Trey Mullinax	69 71	140 (E)	--	--	CUT	Anders Albertson	74 72	146 (+6)	--	--
T35	Harold Varner III	68 70 71 67	276 (-4)	17	\$34,327	CUT	Whee Kim	70 70	140 (E)	--	--	CUT	Chris Stroud	72 74	146 (+6)	--	--
T35	Roberto Castro	64 71 69 72	276 (-4)	17	\$34,327	CUT	Denny McCarthy	70 70	140 (E)	--	--	CUT	Shawn Stefani	74 72	146 (+6)	--	--
T35	Rod Pampling	69 69 69 69	276 (-4)	17	\$34,327	CUT	Zachary Bauchou	69 71	140 (E)	--	--	CUT	Chase Wright	73 73	146 (+6)	--	--
T35	Ryan Palmer	68 69 72 67	276 (-4)	17	\$34,327	CUT	Luke Donald	69 71	140 (E)	--	--	CUT	Seth Reeves	73 74	147 (+7)	--	--
T35	Jimmy Walker	65 72 71 68	276 (-4)	17	\$34,327	CUT	Billy Hurley III	69 71	140 (E)	--	--	CUT	Thomas DeMarco	71 76	147 (+7)	--	--
T35	Zach Johnson	71 67 70 68	276 (-4)	17	\$34,327	CUT	Seamus Power	70 70	140 (E)	--	--	CUT (A)	Joey Savoie	75 72	147 (+7)	--	--
T44	Ben Crane	69 65 71 72	277 (-3)	10	\$22,977	CUT	James Allenby	70 70	140 (E)	--	--	CUT (A)	Matthew Anderson	74 74	148 (+8)	--	--
T44	Peter Uihlein	67 71 67 72	277 (-3)	10	\$22,977	CUT	Martin Piller	69 71	140 (E)	--	--	CUT	Albin Choi	76 72	148 (+8)	--	--
T44	Jonas Blixt	67 67 70 73	277 (-3)	10	\$22,977	CUT	Roberto Diaz	69 71	140 (E)	--	--	CUT	Julian Etulain	76 72	148 (+8)	--	--
T44	Kevin Tway	67 70 74 66	277 (-3)	10	\$22,977	CUT	Nicholas Lindheim	72 68	140 (E)	--	--	CUT (A)	Josh Whalen	79 74	153 (+13)	--	--
T44	Keegan Bradley	63 71 72 71	277 (-3)	10	\$22,977	CUT	Hudson Swafford	68 73	141 (+1)	--	--	CUT	Michael Blair	76 79	155 (+15)	--	--
T44	J.J. Spaun	67 70 69 71	277 (-3)	10	\$22,977	CUT	John Chin	70 71	141 (+1)	--	--						
T50	Cody Gribble	69 68 72 69	278 (-2)	7	\$18,189	CUT	Bud Cauley	71 70	141 (+1)	--	--						
T50	Colt Knost	67 71 69 71	278 (-2)	7	\$18,189	CUT	Tyrone Van Aswegen	73 68	141 (+1)	--	--						
T50	Brooks Koepka	70 66 72 70	278 (-2)	7	\$18,189	CUT	Alex Prugh	70 71	141 (+1)	--	--						
T50	Scott Langley	67 68 70 73	278 (-2)	7	\$18,189	CUT	Sam Saunders	70 71	141 (+1)	--	--						
T50	Martin Laird	69 69 72 68	278 (-2)	7	\$18,189	CUT	Will Claxton	71 70	141 (+1)	--	--						

## Notes

Playing the RBC Canadian Open for the first time, Rory McIlroy won his 16th career PGA TOUR title by seven strokes in his 162nd start at the age of 30 years, 1 month, 5 days. Entering the final round with a share of the lead, McIlroy fired a front-nine 30 en route to a 61, and with a four-round total of 258, became the first player to shoot 258 or better in tournament history.

The RBC Canadian Open represented Rory McIlroy's sixth different national open title worldwide: UBS Hong Kong Open (2011), U.S. Open (2011), Emirates Australian Open (2013), The Open Championship (2014), Dubai Duty Free Irish Open Hosted by the Rory Foundation (2016), RBC Canadian Open (2019).

Rory McIlroy became the sixth player in PGA TOUR history to win the U.S. Open, The Open Championship and the RBC Canadian Open (Tommy Armour, Walter Hagen, Arnold Palmer, Lee Trevino, Tiger Woods, McIlroy).

Shane Lowry recorded four scores in the 60s to tie Webb Simpson for second. It was Lowry's second runner-up on the PGA TOUR and best finish since the 2016 U.S. Open (T2).

After going bogey-free through 54 holes, Team RBC ambassador Webb Simpson finished T2 at 15-under. Simpson notched his fourth top-10 of the season and ranked No. 1 in Strokes Gained: Putting (2.267) and Scrambling (18 of 21).

Sungjae Im, who finished seventh at 11-under, entered the week having never recorded multiple eagles in the same round before accomplishing the feat twice (2/R2, 2/R4). Im became the first player with multiple eagles in multiple rounds in the same tournament since Jason Dufner at the 2015 Memorial Tournament presented by Nationwide.

England's Danny Willett (T8/-10) posted his first top-10 on the PGA TOUR since his 2016 Masters Tournament victory, snapping a streak of 35 starts without a top-10.

Adam Hadwin won the Rivermead Cup as the low Canadian while seeking to become the first Canadian to win his national title since Pat Fletcher in 1954.

**WEATHER: Thursday:** Partly cloudy. High of 72. Wind NNE 4-8 mph. **Friday:** Mostly sunny. High of 76. Wind NNE 4-8 mph. **Saturday:** Sunny and breezy. High of 69. Wind NE 10-15 mph, with gusts to 25 mph. **Sunday:** Mostly cloudy. High of 76. Wind ESE 10-15 mph.

## Tournament Record: 258

Rory McIlroy (2019)

## Hamilton Golf & Country Club: 60

Brandt Snedeker (2019)

## Other Course: 60

Carl Pettersson (2010) - St. George's G&CC

## Tournament History

End Date	Purse	Winner	Score	Runner-Up	Earnings	Location (Par/Yards)
<b>RBC Canadian Open</b>						
6/9/19	\$7,600,000	Rory McIlroy	258 (-22)	Webb Simpson - 265 (-15) Shane Lowry - 265 (-15)	\$1,368,000	Hamilton Golf & Country Club, (70/6,967)
7/29/18	\$6,200,000	Dustin Johnson	265 (-23)	Byeong Hun An - 268 (-20) Whee Kim - 268 (-20)	\$1,116,000	Glen Abbey GC, (72/7,253)
7/30/17	\$6,000,000	Jhonattan Vegas *	267 (-21)	Charley Hoffman - 267 (-21)	\$1,080,000	Glen Abbey GC, (72/7,253)
7/24/16	\$5,900,000	Jhonattan Vegas	276 (-12)	Martin Laird - 277 (-11) Dustin Johnson - 277 (-11) Jon Rahm - 277 (-11)	\$1,062,000	Glen Abbey GC, (72/7,253)
7/26/15	\$5,800,000	Jason Day	271 (-17)	Bubba Watson - 272 (-16)	\$1,044,000	Glen Abbey GC, (72/7,253)
7/27/14	\$5,700,000	Tim Clark	263 (-17)	Jim Furyk - 264 (-16)	\$1,026,000	Royal Montreal GC (Blue), (70/7,153)
7/28/13	\$5,600,000	Brandt Snedeker	272 (-16)	Matt Kuchar - 275 (-13) Jason Bohn - 275 (-13) Dustin Johnson - 275 (-13) William McGirt - 275 (-13)	\$1,008,000	Glen Abbey GC, (72/7,253)
7/29/12	\$5,200,000	Scott Piercy	263 (-17)	Robert Garrigus - 264 (-16) William McGirt - 264 (-16)	\$936,000	Hamilton G&CC, (70/6,966)
7/24/11	\$5,200,000	Sean O'Hair *	276 (-4)	Kris Blankens - 276 (-4)	\$936,000	Shaughnessy G&CC, (70/7,010)
7/25/10	\$5,100,000	Carl Pettersson	266 (-14)	Dean Wilson - 267 (-13)	\$918,000	St. George's G&CC, (70/7,079)
7/26/09	\$5,100,000	Nathan Green *	270 (-18)	Retief Goosen - 270 (-18)	\$918,000	Glen Abbey GC, (72/7,253)
7/27/08	\$5,000,000	Chez Reavie	267 (-17)	Billy Mayfair - 270 (-14)	\$900,000	Glen Abbey GC, (71/7,222)
<b>Canadian Open presented by Franklin Templeton Investments</b>						
7/29/07	\$5,000,000	Jim Furyk	268 (-16)	Vijay Singh - 269 (-15)	\$900,000	Angus Glen GC (North), (71/7,320)
<b>Canadian Open</b>						
9/10/06	\$5,000,000	Jim Furyk	266 (-14)	Bart Bryant - 267 (-13)	\$900,000	Hamilton G&CC, (70/6,983)
<b>Bell Canadian Open</b>						
9/11/05	\$5,000,000	Mark Calcavecchia	275 (-5)	Ben Crane - 276 (-4) Ryan Moore - 276 (-4)	\$900,000	Shaughnessy G&CC, (70/7,010)
9/12/04	\$4,500,000	Vijay Singh *	275 (-9)	Mike Weir - 275 (-9)	\$810,000	Glen Abbey GC, (71/7,222)
9/7/03	\$4,200,000	Bob Tway *	272 (-8)	Brad Faxon - 272 (-8)	\$756,000	Hamilton G&CC, (70/6,983)
9/8/02	\$4,000,000	John Rollins *	272 (-16)	Neal Lancaster - 272 (-16) Justin Leonard - 272 (-16)	\$720,000	Angus Glen GC (South), (72/7,372)
9/9/01	\$3,800,000	Scott Verplank	266 (-14)	Bob Estes - 269 (-11) Joey Sindelar - 269 (-11)	\$684,000	Royal Montreal GC (Blue), (70/6,859)
9/10/00	\$3,300,000	Tiger Woods	266 (-22)	Grant Waite - 267 (-21)	\$594,000	Glen Abbey GC, (72/7,112)
9/12/99	\$2,500,000	Hal Sutton	275 (-13)	Dennis Paulson - 278 (-10)	\$450,000	Glen Abbey GC, (72/7,112)
9/13/98	\$2,200,000	Billy Andrade *	275 (-13)	Bob Friend - 275 (-13)	\$396,000	Glen Abbey GC, (72/7,112)
9/7/97	\$1,500,000	Steve Jones	275 (-5)	Greg Norman - 276 (-4)	\$270,000	Royal Montreal GC (Blue), (70/6,810)
9/8/96	\$1,500,000	Dudley Hart	202 (-14)	David Duval - 203 (-13)	\$270,000	Glen Abbey GC, (72/7,112)
9/10/95	\$1,300,000	Mark O'Meara *	274 (-14)	Bob Lohr - 274 (-14)	\$234,000	Glen Abbey GC, (72/7,112)
9/11/94	\$1,300,000	Nick Price	275 (-13)	Mark Calcavecchia - 276 (-12)	\$234,000	Glen Abbey GC, (72/7,112)
<b>Canadian Open</b>						
9/12/93	\$1,000,000	David Frost	279 (-9)	Fred Couples - 280 (-8)	\$180,000	Glen Abbey GC, (72/7,112)
9/13/92	\$1,000,000	Greg Norman *	280 (-8)	Bruce Lietzke - 280 (-8)	\$180,000	Glen Abbey GC, (72/7,112)
9/8/91	\$1,000,000	Nick Price	273 (-15)	David Edwards - 274 (-14)	\$180,000	Glen Abbey GC, (72/7,102)
9/16/90	\$1,000,000	Wayne Levi	278 (-10)	Ian Baker-Finch - 279 (-9) Jim Woodward - 279 (-9)	\$180,000	Glen Abbey GC, (72/7,102)
6/25/89	\$900,000	Steve Jones	271 (-17)	Clark Burroughs - 273 (-15) Mark Calcavecchia - 273 (-15) Mike Hulbert - 273 (-15)	\$162,000	Glen Abbey GC, (72/7,102)
9/4/88	\$750,000	Ken Green	275 (-13)	Bill Glasson - 276 (-12) Scott Verplank - 276 (-12)	\$135,000	Glen Abbey GC, (72/7,102)
7/5/87	\$600,000	Curtis Strange	276 (-12)	David Frost - 279 (-9) Jodie Mudd - 279 (-9) Nick Price - 279 (-9)	\$108,000	Glen Abbey GC, (72/7,102)
6/29/86	\$600,000	Bob Murphy	280 (-8)	Greg Norman - 283 (-5)	\$108,000	Glen Abbey GC, (72/7,102)
7/7/85	\$480,000	Curtis Strange	279 (-9)	Jack Nicklaus - 281 (-7) Greg Norman - 281 (-7)	\$86,506.52	Glen Abbey GC, (72/7,102)
7/1/84	\$525,000	Greg Norman	278 (-10)	Jack Nicklaus - 280 (-8)	\$72,000	Glen Abbey GC, (72/7,102)
7/31/83	\$425,000	John Cook *	277 (-7)	Johnny Miller - 277 (-7)	\$63,000	Glen Abbey GC, (71/7,102)
8/1/82	\$425,000	Bruce Lietzke	277 (-7)	Hal Sutton - 279 (-5)	\$76,500	Glen Abbey GC, (71/7,102)
8/2/81	\$425,000	Peter Oosterhuis	280 (-4)	Bruce Lietzke - 281 (-3) Jack Nicklaus - 281 (-3) Andy North - 281 (-3)	\$76,500	Glen Abbey GC, (71/7,102)
6/22/80	\$350,000	Bob Gilder	274 (-6)	Jerry Pate - 276 (-4) Leonard Thompson - 276 (-4)	\$63,000	Royal Montreal GC (Blue), (70/6,628)
6/24/79	\$350,000	Lee Trevino	281 (-3)	Ben Crenshaw - 284	\$63,000	Glen Abbey GC, (71/7,060)
6/25/78	\$250,000	Bruce Lietzke	283 (-1)	Pat McGowan - 284	\$50,000	Glen Abbey GC, (71/7,059)
7/24/77	\$225,000	Lee Trevino	280 (-4)	Peter Oosterhuis - 284	\$45,000	Glen Abbey GC, (71/7,096)
7/25/76	\$200,000	Jerry Pate	267 (-13)	Jack Nicklaus - 271 (-9)	\$40,000	Essex G&CC, (70/6,696)
7/27/75	\$200,000	Tom Weiskopf *	274 (-6)	Jack Nicklaus - 274 (-6)	\$40,000	Royal Montreal GC (Blue), (70/6,628)
7/28/74	\$200,000	Bobby Nichols	270 (-10)	John Schlee - 274 (-6) Larry Ziegler - 274 (-6)	\$40,000	Mississauga G&CC, (70/6,788)
7/29/73	\$175,000	Tom Weiskopf	278 (-10)	Forrest Fezler - 280 (-8)	\$35,000	Richelieu Valley G&CC, (72/6,905)
7/9/72	\$150,000	Gay Brewer	275 (-9)	Sam Adams - 276 (-8) Dave Hill - 276 (-8)	\$30,000	Cherry Hill GC, (71/6,751)
7/4/71	\$150,000	Lee Trevino *	275 (-13)	Art Wall - 275 (-13)	\$30,000	Richelieu Valley G&CC, (72/6,905)
7/5/70	\$125,000	Kermit Zarley	279 (-9)	Gibby Gilbert - 282 (-6)	\$25,000	London Hunt & CC, (72/7,168)
7/27/69	\$125,000	Tommy Aaron *	275 (-9)	Sam Snead - 275 (-9)	\$25,000	Pinegrove G&CC, (71/7,090)
6/23/68	\$116,125	Bob Charles	274	Jack Nicklaus - 276	\$23,225	, (0/0)
7/2/67	\$176,412	Billy Casper *	279 (-5)	Art Wall - 279 (-5)	\$27,840	Montreal Municipal GC, (71/6,600)
10/2/66	\$91,500	Don Massengale	280 (-4)	Chi Chi Rodriguez - 283 (-1)	\$18,300	Shaughnessy G&CC, (71/6,907)
7/17/65	\$100,000	Gene Littler	273 (-7)	Jack Nicklaus - 274 (-6)	\$20,000	Mississauga G&CC, (70/6,543)
8/2/64	\$50,000	Kel Nagle	277 (-7)	Arnold Palmer - 279 (-5)	\$7,500	Pinegrove G&CC, (71/7,090)
7/6/63	\$50,000	Doug Ford	280 (-4)	Al Geiberger - 281 (-3)	\$9,000	Scarborough G&CC, (71/6,752)
7/29/62	\$30,000	Ted Kroll	278 (-10)	Charles Sifford - 280 (-8)	\$4,300	Le Club Laval-sur-lac, (72/6,555)
7/15/61	\$30,000	Jacky Cupit	270 (-10)	Dow Finsterwald - 275 (-5) Bobby Nichols - 275 (-5) Buster Cupit - 275 (-5)	\$4,300	Niakwa CC, (70/6,426)
7/9/60	\$25,000	Art Wall	269	Bob Goalby - 275 Jay Hebert - 275	\$3,500	, (0/0)
6/21/59	\$25,000	Doug Ford	276 (-12)	Dow Finsterwald - 278 (-10) Art Wall - 278 (-10) Bo Wininger - 278 (-10)	\$3,500	Islemere G&CC, (72/6,690)
8/23/58	\$25,000	Wes Ellis	267 (-13)	Jay Hebert - 268 (-12)	\$3,500	Mayfair G&CC, (70/6,657)
7/13/57	\$25,000	George Bayer	271 (-13)	Bo Wininger - 273 (-11)	\$3,500	Westmount G&CC, (71/6,444)
7/8/56	\$15,000	Doug Sanders *	273 (-15)	Dow Finsterwald - 273 (-15)	\$0	Beaconsfield GC, (72/6,543)
8/20/55	\$15,000	Arnold Palmer	265 (-23)	Jack Burke, Jr. - 269 (-19)	\$2,400	Weston G&CC, (72/6,428)
7/11/53	\$15,000	Dave Douglas	273 (-11)	Wally Ulich - 274 (-10)	\$3,000	Scarborough G&CC, (71/6,752)
7/19/52	\$15,000	Johnny Palmer	263 (-25)	Fred Haas - 274 (-14) Dick Mayer - 274 (-14)	\$3,000	St. Charles CC, (72/6,377)
7/7/51	\$15,000	Jim Ferrier	273 (-7)	Fred Hawkins - 275 (-5) Ed Oliver - 275 (-5)	\$2,250	Mississauga G&CC, (70/6,543)

## Tournament History

End Date	Purse	Winner	Score	Runner-Up	Earnings	Location (Par/Yards)
8/27/50	\$10,000	Jim Ferrier	271 (-17)	Ted Kroll - 274 (-14)	\$2,000	Royal Montreal GC (Blue), (72/6,522)
6/25/49	\$10,000	E. Hamson	271	Jim Ferrier - 275	\$2,000	, (0/0)
9/25/48	\$10,000	Charles Congdon	280 (-8)	Dick Metz - 283 (-5) Victor Ghezzi - 283 (-5) Ky Laffoon - 283 (-5)	\$1,200	Shaughnessy Heights GC, (72/6,600)
7/19/47	\$10,000	Bobby Locke	268	Ed Oliver - 270	\$2,000	Scarborough G&CC, (71/6,554)
6/30/46	\$10,000	George Fazio *	278	Dick Metz - 278	\$2,000	Beaconsfield GC, (72/6,665)
8/4/45	\$10,000	Byron Nelson	280	Herman Barron - 284 (4)	\$2,000	Thornhill CC, (70/6,317)
8/8/42	\$3,000	Craig Wood	275	Mike Tumesa - 279	\$1,000	Mississauga G&CC, (72/6,545)
8/9/41	\$3,000	Sam Snead	274 (-6)	Bob Gray, Jr. - 276 (66)	\$1,000	Lambton G&CC, (70/6,604)
8/17/40	\$3,000	Sam Snead *	281 (-3)	Harold McSpaden - 281 (68)	\$1,000	Scarborough G&CC, (71/6,554)
8/19/39	\$3,000	Harold McSpaden	282 (72)	Ralph Guldahl - 287 (77)	\$1,000	Riverside G&CC, (70/6,231)
8/20/38	\$3,000	Sam Snead *	277 (-11)	Harry Cooper - 277 (61)	\$1,000	Mississauga G&CC, (72/6,545)
9/11/37	\$3,000	Harry Cooper	285 (145)	Ralph Guldahl - 287 (147)	\$1,000	St. Andrews GC, (70/6,625)
9/12/36	\$3,000	Lawson Little	271 (-9)	Jimmy Thomson - 279 (-1)	\$1,000	St. Andrews GC, (70/6,625)
8/31/35	\$1,500	Gene Kunes	280	Victor Ghezzi - 282 (72)	\$500	Summerlea G&CC, (70/6,500)
7/1/34	\$1,600	Tommy Armour	287 (147)	Ky Laffoon - 289 (149)	\$500	Lakeview GC, (70/6,263)
8/19/33		Joe Kirkwood, Sr.	282 (-6)	Harry Cooper - 290 (2) Lex Robson - 290 (2)	\$0	Royal York GC, (72/6,575)
7/9/32	\$1,515	Harry Cooper	290 (144)	Al Watrous - 293	\$500	Ottawa Hunt Club, (73/6,770)
7/11/31	\$1,500	Walter Hagen *	282 (66)	Percy Alliss - 282 (66)	\$0	Mississauga G&CC, (72/6,545)
7/26/30	\$1,475	Tommy Armour *	277 (67)	Leo Diegel - 277 (67)	\$0	Hamilton G&CC, (70/6,470)
7/27/29	\$1,375	Leo Diegel	274 (-6)	Tommy Armour - 277 (-3)	\$0	Kanawaki GC, (70/6,360)
7/1/28	\$1,470	Leo Diegel	282 (-6)	Archie Compston - 284 (-4) Walter Hagen - 284 (-4) Macdonald Smith - 284 (-4)	\$0	Rosedale GC, (72/6,240)
7/1/27	\$1,370	Tommy Armour	288 (-4)	Macdonald Smith - 289 (-3)	\$0	Toronto GC, (73/6,613)
7/7/26	\$1,595	Macdonald Smith	283 (-9)	Gene Sarazen - 286 (-6)	\$0	Royal Montreal GC (Blue), (73/6,530)
7/1/25	\$950	Leo Diegel	295 (11)	Mike Brady - 297 (13)	\$0	Lambton G&CC, (71/6,604)
8/3/24	\$950	Leo Diegel	285	Gene Sarazen - 287	\$0	Mt. Bruno GC, (70/6,543)
7/1/23		Clarence Hackney	295	Tom Kerrigan - 300	\$0	Lakeview GC, (70/6,263)
7/29/22		Al Watrous	303	Tom Kerrigan - 304	\$0	Mt. Bruno GC, (70/6,543)
8/1/21		William Trovinger	293	Mike Brady - 296	\$0	Toronto GC, (73/6,613)
8/27/20		J. Douglas Edgar *	298	Tommy Armour - 298 Charles Murray - 298	\$0	Rivermead GC, (72/6,140)
7/31/19		J. Douglas Edgar	278	James Barnes - 294 Robert Jones, Jr. - 294 Karl Keffer - 294	\$0	Hamilton G&CC, (70/6,470)

\* indicates playoff

# U.S. Open

Pebble Beach, California • June 13-16, 2019

Pebble Beach Golf Links

Par/Yards: 35-36--71 | 7,075



**Winner: Gary Woodland**

**FedExCup Points:** 600

68-65-69-69 271 (-13) | \$2,250,000

## Leaders

### Round 1

Justin Rose	65 (-6)
Louis Oosthuizen	66 (-5)
Rickie Fowler	66 (-5)
Xander Schauffele	66 (-5)
Aaron Wise	66 (-5)
<b>Gary Woodland</b>	<b>68 (-3)</b>

### Round 2

<b>Gary Woodland</b>	<b>133 (-9)</b>
Justin Rose	135 (-7)
Louis Oosthuizen	136 (-6)
Rory McIlroy	137 (-5)
Aaron Wise	137 (-5)

### Round 3

<b>Gary Woodland</b>	<b>202 (-11)</b>
Justin Rose	203 (-10)
Louis Oosthuizen	206 (-7)
Chez Reavie	206 (-7)
Brooks Koepka	206 (-7)

## Order of Finish (cut: 36 HOLES: 75 professionals and 4 amateurs at +2 (144) or better.)

Pos	Player	Scores	Total	FedExCup Points	Earnings	Pos	Player	Scores	Total	FedExCup Points	Earnings	Pos	Player	Scores	Total	FedExCup Points	Earnings
1	Gary Woodland	68 65 69 69	271 (-13)	600	\$2,250,000	T52	Phil Mickelson	72 69 75 72	288 (+4)	7	\$27,181	CUT	Dean Burmester	76 71	147 (+5)	--	--
2	Brooks Koepka	69 69 68 68	274 (-10)	330	\$1,350,000	T52	Charles Howell III	72 70 74 72	288 (+4)	7	\$27,181	CUT	Patton Kizzire	80 67	147 (+5)	--	--
T3	Xander Schauffele	66 73 71 67	277 (-7)	148	\$581,872	T52	Scott Piercy	67 72 72 77	288 (+4)	7	\$27,181	CUT	Joel Dahmen	75 72	147 (+5)	--	--
T3	Jon Rahm	69 70 70 68	277 (-7)	148	\$581,872	T58	Zach Johnson	70 69 79 71	289 (+5)	5	\$25,350	CUT	Mikumu Horikawa	73 75	148 (+6)	--	--
T3	Justin Rose	65 70 68 74	277 (-7)	148	\$581,872	T58	Andy Pope	72 71 75 71	289 (+5)	--	\$25,350	CUT	Thorbjorn Olesen	71 77	148 (+6)	--	--
T3	Chez Reavie	68 70 68 71	277 (-7)	148	\$581,872	T58	Harris English	71 69 76 73	289 (+5)	5	\$25,350	CUT	Mike Weir	74 74	148 (+6)	--	--
T7	Louis Oosthuizen	66 70 70 72	278 (-6)	97	\$367,387	T58	Emiliano Grillo	68 74 74 73	289 (+5)	5	\$25,350	CUT	Ernie Els	75 73	148 (+6)	--	--
T7	Adam Scott	70 69 71 68	278 (-6)	97	\$367,387	T58	Adria Amaus	69 75 73 72	289 (+5)	--	\$25,350	CUT	Cody Gribble	74 74	148 (+6)	--	--
T9	Henrik Stenson	68 71 70 70	279 (-5)	82	\$288,715	T58 (A)	Chandler Eaton	72 70 73 74	289 (+5)	--	--	CUT	Callum Tarren	73 75	148 (+6)	--	--
T9	Rory McIlroy	68 69 70 72	279 (-5)	82	\$288,715	T58	Charlie Danielson	72 70 77 70	289 (+5)	--	\$25,350	CUT (A)	Daniel Hillier	76 73	149 (+7)	--	--
T9	Chesson Hadley	68 70 70 71	279 (-5)	82	\$288,715	T65	Brian Stuard	71 73 74 72	290 (+6)	4	\$23,851	CUT (A)	Stewart Hagestad	74 75	149 (+7)	--	--
T12	Danny Willett	71 71 67 71	280 (-4)	66	\$226,609	T65	Tommy Fleetwood	71 73 73 73	290 (+6)	4	\$23,851	CUT	Guillermo Pereira	77 72	149 (+7)	--	--
T12	Matt Wallace	70 68 71 71	280 (-4)	--	\$226,609	T65	Kyle Stanley	71 73 75 71	290 (+6)	4	\$23,851	CUT	Renato Paratore	75 74	149 (+7)	--	--
T12	Matthew Fitzpatrick	69 71 72 68	280 (-4)	--	\$226,609	T65	Jordan Spieth	72 69 73 76	290 (+6)	4	\$23,851	CUT	Sam Horsfield	75 74	149 (+7)	--	--
T12 (A)	Viktor Hovland	69 73 71 67	280 (-4)	--	--	T65	Rafa Cabrera Bello	70 74 74 72	290 (+6)	4	\$23,851	CUT	Luis Gagne	71 78	149 (+7)	--	--
T16	Byeong Hun An	70 72 68 71	281 (-3)	55	\$172,455	T65	Justin Walters	72 72 77 69	290 (+6)	--	\$23,851	CUT	Kevin Na	72 77	149 (+7)	--	--
T16	Webb Simpson	74 68 73 66	281 (-3)	55	\$172,455	71	Rhys Enoch	78 66 71 76	291 (+7)	--	\$22,977	CUT	J.B. Holmes	72 77	149 (+7)	--	--
T16	Graeme McDowell	69 70 70 72	281 (-3)	55	\$172,455	T72	Billy Hurley III	73 70 73 76	292 (+8)	3	\$22,353	CUT	Jhonattan Vegas	72 77	149 (+7)	--	--
T16	Francesco Molinari	68 72 71 70	281 (-3)	55	\$172,455	T72	Luke Donald	72 70 77 73	292 (+8)	3	\$22,353	CUT	Keegan Bradley	73 76	149 (+7)	--	--
T16	Matt Kuchar	69 69 70 73	281 (-3)	55	\$172,455	T72	Clément Sordet	76 68 74 74	292 (+8)	--	\$22,353	CUT	Kiradech Aphibarnrat	75 74	149 (+7)	--	--
T21	Paul Casey	70 72 73 67	282 (-2)	42	\$117,598	T72	Cameron Smith	71 72 77 72	292 (+8)	3	\$22,353	CUT	Shugo Imahira	75 75	150 (+8)	--	--
T21	Tiger Woods	70 72 71 69	282 (-2)	42	\$117,598	76	Bernd Wiesberger	71 73 78 72	294 (+10)	--	\$21,728	CUT	Kyoung-Hoon Lee	76 74	150 (+8)	--	--
T21	Jason Day	70 73 70 69	282 (-2)	42	\$117,598	T77	Brandt Snedeker	75 69 74 77	295 (+11)	3	\$21,478	CUT (A)	Kevin O'Connell	76 74	150 (+8)	--	--
T21	Alex Prugh	75 69 70 68	282 (-2)	42	\$117,598	78	Chip McDaniel	71 73 76 77	297 (+13)	--	\$21,224	CUT	Bubba Watson	75 75	150 (+8)	--	--
T21	Hideki Matsuyama	69 73 70 70	282 (-2)	42	\$117,598	79 (A)	Michael Thorbjørnsen	71 73 84 76	304 (+20)	--	--	CUT	Richard Lee	72 78	150 (+8)	--	--
T21	Tyrell Hatton	70 74 69 69	282 (-2)	42	\$117,598	CUT (A)	Spencer Tibbits	74 71	145 (+3)	--	--	CUT	Si Woo Kim	76 74	150 (+8)	--	--
T21	Patrick Cantlay	73 71 68 70	282 (-2)	42	\$117,598	CUT	Nick Hardy	73 72	145 (+3)	--	--	CUT	Luke Guthrie	75 75	150 (+8)	--	--
T28	Sepp Straka	68 72 76 67	283 (-1)	33	\$86,071	CUT	Ollie Schniederjans	75 70	145 (+3)	--	--	CUT	Connor Arendell	77 73	150 (+8)	--	--
T28	Shane Lowry	75 69 70 69	283 (-1)	33	\$86,071	CUT	Rob Oppenheim	73 72	145 (+3)	--	--	CUT (A)	Matt Parziale	74 77	151 (+9)	--	--
T28	Nate Lashley	67 74 70 72	283 (-1)	33	\$86,071	CUT	Lucas Glover	73 72	145 (+3)	--	--	CUT (A)	Cameron Young	75 76	151 (+9)	--	--
T28	Jim Furyk	73 67 72 71	283 (-1)	33	\$86,071	CUT	Matt Jones	74 71	145 (+3)	--	--	CUT	Brian Davis	75 76	151 (+9)	--	--
T32	Patrick Reed	71 73 72 68	284 (E)	27	\$72,928	CUT	Lee Slattery	73 72	145 (+3)	--	--	CUT	Anirban Lahiri	74 77	151 (+9)	--	--
T32	Billy Horschel	73 70 71 70	284 (E)	27	\$72,928	CUT	Joseph Bramlett	73 72	145 (+3)	--	--	CUT	Chan Kim	77 75	152 (+10)	--	--
T32	Marcus Kinhult	74 70 74 66	284 (E)	--	\$72,928	CUT	Justin Thomas	73 73	146 (+4)	--	--	CUT	Thomas Pieters	76 76	152 (+10)	--	--
T35	Bryson DeChambeau	69 74 73 69	285 (+1)	20	\$57,853	CUT	Julián Etulain	76 70	146 (+4)	--	--	CUT	Marcus Fraser	73 79	152 (+10)	--	--
T35	Aaron Wise	66 71 79 69	285 (+1)	20	\$57,853	CUT	Branden Grace	75 71	146 (+4)	--	--	CUT	Ryan Sullivan	73 79	152 (+10)	--	--
T35	Collin Morikawa	71 73 72 69	285 (+1)	--	\$57,853	CUT	Tony Finau	74 72	146 (+4)	--	--	CUT	Matthew Naumec	74 79	153 (+11)	--	--
T35 (A)	Brandon Wu	71 69 71 74	285 (+1)	--	--	CUT	Brendon Todd	72 74	146 (+4)	--	--	CUT	Brett Drewitt	77 76	153 (+11)	--	--
T35	Dustin Johnson	71 69 71 74	285 (+1)	20	\$57,853	CUT	Ian Poulter	73 73	146 (+4)	--	--	CUT	Cheng Tsung Pan	80 73	153 (+11)	--	--
T35	Marc Leishman	69 74 70 72	285 (+1)	20	\$57,853	CUT	David Toms	72 74	146 (+4)	--	--	CUT	Kodai Ichihara	80 74	154 (+12)	--	--
T35	Martin Kaymer	69 75 71 70	285 (+1)	20	\$57,853	CUT	Jimmy Walker	75 71	146 (+4)	--	--	CUT	Roberto Castro	78 77	155 (+13)	--	--
T35	Jason Dufner	70 71 73 71	285 (+1)	20	\$57,853	CUT	Justin Harding	73 73	146 (+4)	--	--	CUT	Lucas Bjerregaard	80 75	155 (+13)	--	--
T43	Nick Taylor	74 70 70 72	286 (+2)	12	\$41,500	CUT	Luke List	74 72	146 (+4)	--	--	CUT	Zac Blair	83 72	155 (+13)	--	--
T43	Rory Sabbatini	72 71 73 70	286 (+2)	12	\$41,500	CUT	Scottie Scheffler	72 74	146 (+4)	--	--	CUT (A)	Noah Norton	80 75	155 (+13)	--	--
T43	Rickie Fowler	66 77 71 72	286 (+2)	12	\$41,500	CUT	Keith Mitchell	76 70	146 (+4)	--	--	CUT	Andreas Halvorsen	74 82	156 (+14)	--	--
T43	Andrew Putnam	73 71 73 69	286 (+2)	12	\$41,500	CUT (A)	Jovan Rebula	70 76	146 (+4)	--	--	CUT	Eric Dietrich	83 75	158 (+16)	--	--
T43	Tom Hoge	71 73 71 71	286 (+2)	12	\$41,500	CUT	Hayden Shieh	77 69	146 (+4)	--	--	CUT	Merrick Bremner	79 79	158 (+16)	--	--
T43	Frederick van Rooyen	71 73 72 70	286 (+2)	--	\$41,500	CUT	Matthieu Pavon	73 74	147 (+5)	--	--	CUT (A)	Devon Bling	82 80	162 (+20)	--	--
T49	Daniel Berger	73 70 74 70	287 (+3)	10	\$31,385	CUT (A)	Austin Eckroat	72 75	147 (+5)	--	--						
T49	Abraham Ancer	74 68 69 76	287 (+3)	10	\$31,385	CUT (A)	Chun-an Yu	74 73	147 (+5)	--	--						
T49	Kevin Kisner	73 70 75 69	287 (+3)	10	\$31,385	CUT	Alex Noren	75 72	147 (+5)	--	--						
T52	Haotong Li	71 70 72 75	288 (+4)	--	\$27,181	CUT	Aaron Baddeley	72 75	147 (+5)	--	--						
T52	Carlos Ortiz	70 70 75 73	288 (+4)	7	\$27,181	CUT	Ryan Fox	74 73	147 (+5)	--	--						
T52	Sergio Garcia	69 70 75 74	288 (+4)	7	\$27,181	CUT	Sam Saunders	72 75	147 (+5)	--	--						

## Notes

Gary Woodland won his first major championship with a three-stroke victory over Brooks Koepka at the U.S. Open. The victory, his fourth on the PGA TOUR, came in his 245th career start (31st at a major) at the age of 35 years, 26 days.

Gary Woodland became the seventh first-time major winner since 2010 at the U.S. Open. At 271, he tied the lowest 72-hole score at the U.S. Open since 2011 (other 271 in that stretch: Martin Kaymer/2014).

With the three-shot win, Gary Woodland became the third player, joining Brooks Koepka and Jordan Spieth, to win a major by three or more strokes since the start of the 2016-17 season (Koepka/4/2017 U.S. Open, Spieth/3/The 2017 Open Championship).

In his bid to become the first player since Willie Anderson in 1903-05 to win three consecutive U.S. Opens, Brooks Koepka finished solo-second, three shots back of Gary Woodland. Koepka collected his fourth consecutive top-two finish in major championships (Win/2018 PGA Championship, T2/2019 Masters Tournament, Win/2019 PGA Championship, 2nd/2019 U.S. Open).

With scores of 69-69-68-68, Brooks Koepka became the first player in U.S. Open history to record four scores in the 60s and not win. He tied the field in Greens in Regulation Percentage (75.0%) for the second consecutive major championship.

Justin Rose collected his 10th career top-five in major championships, tying three others for third at the U.S. Open. Rose entered the final round trailing eventual champion Gary Woodland by one stroke before recording a 3-over 74 and held the first-round lead after opening with a 65.

Xander Schauffele opened with a 66 en route to a T3. It represented Schauffele's fourth top-five finish in his 10th major championship start, and he was the only player in the field to record two scores of 67 or better (66/R1, 67/R4).

With a T12, Viktor Hovland earned low-amateur honors, becoming the first player to do so at the Masters and the U.S. Open in the same year since Matt Kuchar in 1998. Hovland's 72-hole score of 280 was first 280-or-better by an amateur at the U.S. Open.

**WEATHER: Thursday:** Partly cloudy. High of 67. Wind W 11 mph. **Friday:** Mostly overcast. High of 61. Wind W 6-12 mph. **Saturday:** Overcast. High of 59. WNW wind 5-10 mph, with gusts to 15 mph. **Sunday:** Mostly cloudy. High of 61. Wind W 7-14 mph.

## Tournament Record: 268

Rory McIlroy (2011)

## Pebble Beach Golf Links: 65

Justin Rose (2019), Gary Woodland (2019), Tiger Woods (2000)

## Other Course: 63

Tommy Fleetwood (2018) - Shinnecock Hills GC, Justin Thomas (2017) - Erin Hills, Vijay Singh (2003) - Olympia Fields CC, Jack Nicklaus (1980) - Baltusrol GC, Tom Weiskopf (1980) - Baltusrol GC, Johnny Miller (1973) - Oakmont CC

# Tournament History

End Date	Purse	Winner	Score	Runner-Up	Earnings	Location (Par/Yards)
<b>U.S. Open</b>						
6/16/19	\$12,500,000	Gary Woodland	271 (-13)	Brooks Koepka - 274 (-10)	\$2,250,000	Pebble Beach Golf Links, Pebble Beach, CA (71/7,075)
6/17/18	\$12,000,000	Brooks Koepka	281 (1)	Tommy Fleetwood - 282 (2)	\$2,160,000	Shinnecock Hills GC, Southampton, NY (70/7,445)
6/18/17	\$12,000,000	Brooks Koepka	272 (-16)	Brian Harman - 276 (-12) Hideki Matsuyama - 276 (-12)	\$2,160,000	Erin Hills, Erin, WI (72/7,741)
6/19/16	\$10,000,000	Dustin Johnson	276 (-4)	Jim Furyk - 279 (-1) Scott Piercy - 279 (-1) Shane Lowry - 279 (-1)	\$1,800,000	Oakmont CC, Oakmont, PA (70/7,219)
6/21/15	\$10,000,000	Jordan Spieth	275 (-5)	Louis Oosthuizen - 276 (-4) Dustin Johnson - 276 (-4)	\$1,800,000	Chambers Bay GC, University Place, WA (70/7,710) Chambers Bay GC 2, University Place, WA (70/7,593)
6/15/14	\$9,000,000	Martin Kaymer	271 (-9)	Erik Compton - 279 (-1) Rickie Fowler - 279 (-1)	\$1,620,000	Pinehurst Resort (No. 2), Pinehurst, NC (70/7,546)
6/16/13	\$8,000,000	Justin Rose	281 (1)	Phil Mickelson - 283 (3) Jason Day - 283 (3)	\$1,440,000	Merion GC, Ardome, PA (70/6,996)
6/17/12	\$8,000,000	Webb Simpson	281 (1)	Graeme McDowell - 282 (2) Michael Thompson - 282 (2)	\$1,440,000	The Olympic Club, San Francisco, CA (70/7,170)
6/19/11	\$7,500,000	Rory McIlroy	268 (-16)	Jason Day - 276 (-8)	\$1,440,000	Congressional CC (Blue), Bethesda, MD (71/7,574)
<b>U.S. Open Championship</b>						
6/20/10	\$7,500,000	Graeme McDowell	284	Grégory Havret - 285 (1)	\$1,350,000	Pebble Beach GL, Pebble Beach, CA (71/7,040)
6/21/09	\$7,500,000	Lucas Glover	276 (-4)	Phil Mickelson - 278 (-2) David Duval - 278 (-2) Ricky Barnes - 278 (-2)	\$1,350,000	Bethpage State Park (Black), Farmingdale, NY (70/7,426)
6/15/08	\$7,000,000	Tiger Woods *	283 (-1)	Rocco Mediate - 283 (-1)	\$1,350,000	Torrey Pines (South), San Diego, CA (71/7,643)
6/17/07	\$7,000,000	Angel Cabrera	285 (5)	Tiger Woods - 286 (6) Jim Furyk - 286 (6)	\$1,260,000	Oakmont CC, Oakmont, PA (70/7,257)
6/18/06	\$6,250,000	Geoff Ogilvy	285 (5)	Phil Mickelson - 286 (6) Colin Montgomerie - 286 (6) Jim Furyk - 286 (6)	\$1,225,000	Winged Foot GC, Mamaroneck, NY (70/7,264)
6/19/05	\$6,250,000	Michael Campbell	280	Tiger Woods - 282 (2)	\$1,170,000	Pinehurst Resort (No. 2), La Quinta, CA (70/7,214)
6/20/04	\$6,250,000	Retief Goosen	276 (-4)	Phil Mickelson - 278 (-2)	\$1,125,000	Shinnecock Hills GC, Southampton, NY (70/6,996)
6/15/03	\$6,000,000	Jim Furyk	272 (-8)	Stephen Leane - 275 (-5)	\$1,080,000	Olympia Fields CC (North), Olympia Fields, IL (70/7,190)
6/16/02	\$5,500,000	Tiger Woods	277 (-3)	Phil Mickelson - 280	\$1,000,000	Bethpage State Park (Black), Farmingdale, NY (70/7,214)
6/17/01	\$5,000,000	Retief Goosen *	276 (-4)	Mark Brooks - 276 (-4)	\$900,000	Southern Hills CC, Tulsa, OK (70/6,973)
6/18/00	\$4,500,000	Tiger Woods	272 (-12)	Ernie Els - 287 (3) Miguel Angel Jiménez - 287 (3)	\$800,000	Pebble Beach GL, Pebble Beach, CA (71/6,846)
6/20/99	\$3,500,000	Payne Stewart	279 (-1)	Phil Mickelson - 280	\$625,000	Pinehurst Resort (No. 2), La Quinta, CA (70/7,175)
6/21/98	\$3,000,000	Lee Janzen	280	Payne Stewart - 281 (1)	\$535,000	The Olympic Club, San Francisco, CA (70/6,797)
6/15/97	\$2,600,000	Ernie Els	276 (-4)	Colin Montgomerie - 277 (-3)	\$465,000	Congressional CC (Blue), Bethesda, MD (70/7,213)
6/16/96	\$2,400,000	Steve Jones	278 (-2)	Tom Lehman - 279 (-1) Davis Love III - 279 (-1)	\$425,000	Oakland Hills CC, Birmingham, MI (70/6,974)
6/18/95	\$2,000,000	Corey Pavin	280	Greg Norman - 282 (2)	\$350,000	Shinnecock Hills GC, Southampton, NY (70/6,944)
6/19/94	\$1,700,000	Ernie Els *	279 (-5)	Loren Roberts - 279 (-5) Colin Montgomerie - 279 (-5)	\$320,000	Oakmont CC, Oakmont, PA (71/6,946)
6/20/93	\$1,600,000	Lee Janzen	272 (-8)	Payne Stewart - 274 (-6)	\$290,000	Baltusrol GC, Springfield, NJ (70/7,152)
6/21/92	\$1,500,000	Tom Kite	285 (-3)	Jeff Sluman - 287 (-1)	\$275,000	Pebble Beach GL, Pebble Beach, CA (72/6,799)
6/16/91	\$1,300,000	Payne Stewart *	282 (-6)	Scott Simpson - 282 (-6)	\$235,000	Hazeltine National CC, Chaska, MN (72/7,149)
6/17/90	\$1,200,000	Hale Irwin *	280 (-8)	Mike Donald - 280 (-8)	\$220,000	Medinah CC (No. 3), Medinah, IL (72/6,996)
6/18/89	\$1,049,089	Curtis Strange	278 (-2)	Chip Beck - 279 (-1) Mark McCumber - 279 (-1) Ian Woosnam - 279 (-1)	\$200,000	Oak Hill CC, Rochester, NY (70/6,902)
6/19/88	\$1,000,000	Curtis Strange *	278 (-6)	Nick Faldo - 278 (-6)	\$180,000	The Country Club, Brookline, MA (71/7,010)
6/21/87	\$825,000	Scott Simpson	277 (-3)	Tom Watson - 278 (-2)	\$150,000	The Olympic Club, San Francisco, CA (70/6,714)
6/15/86	\$700,000	Raymond Floyd	279 (-1)	Chip Beck - 281 (1) Lanny Wadkins - 281 (1)	\$115,000	Shinnecock Hills GC, Southampton, NY (70/6,912)
6/16/85	\$650,000	Andy North	279 (-1)	Dave Barr - 280 T.C. Chen - 280 Denis Watson - 280	\$103,000	Oakland Hills CC, Birmingham, MI (70/6,996)
6/17/84	\$602,324	Fuzzy Zoeller *	276 (-4)	Greg Norman - 276 (-4)	\$94,000	Winged Foot CC, Mamaroneck, NY (70/6,930)
6/16/83	\$500,000	Larry Nelson	280 (-4)	Tom Watson - 281 (-3)	\$72,000	Oakmont CC, Oakmont, PA (71/6,972)
6/20/82	\$375,000	Tom Watson	282 (-6)	Jack Nicklaus - 284 (-4)	\$60,000	Pebble Beach GL, Pebble Beach, CA (72/6,815)
6/21/81	\$361,730	David Graham	273 (-7)	George Burns - 276 (-4) Bill Rogers - 276 (-4)	\$55,000	Merion GC, Ardome, PA (70/6,544)
6/15/80	\$356,700	Jack Nicklaus	272 (-8)	Isao Aoki - 274 (-6)	\$55,000	Baltusrol GC, Springfield, NJ (70/7,076)
6/17/79	\$315,400	Hale Irwin	284	Jerry Pate - 286 (2) Gary Player - 286 (2)	\$50,000	Inverness Club, Toledo, OH (71/6,982)
6/18/78	\$295,200	Andy North	285 (1)	J.C. Snead - 286 (2) Dave Stockton - 286 (2)	\$45,000	Cherry Hills CC, Englewood, CO (71/7,083)
6/19/77	\$285,500	Hubert Green	278 (-2)	Lou Graham - 279 (-1)	\$45,000	Southern Hills CC, Tulsa, OK (70/6,873)
6/20/76	\$253,000	Jerry Pate	277 (-3)	Al Geiberger - 279 (-1) Tom Weiskopf - 279 (-1)	\$42,000	Atlanta Athletic Club, Duluth, GA (70/7,015)
6/22/75	\$236,200	Lou Graham *	287 (3)	John Mahaffey - 287 (3)	\$40,000	Medinah CC (No. 3), Medinah, IL (71/7,032)
6/16/74	\$219,900	Hale Irwin	287 (7)	Forrest Fezler - 289 (9)	\$35,000	Winged Foot CC, Mamaroneck, NY (70/6,961)
6/17/73	\$219,400	Johnny Miller	279 (-1)	John Schlee - 280	\$35,000	Oakmont CC, Oakmont, PA (70/7,257)
6/18/72	\$200,000	Jack Nicklaus	290 (2)	Bruce Crampton - 293 (5)	\$30,000	Pebble Beach GL, Pebble Beach, CA (72/6,815)
6/20/71	\$200,000	Lee Trevino *	280	Jack Nicklaus - 280	\$30,000	Merion GC, Ardome, PA (70/6,544)
6/21/70	\$203,500	Tony Jacklin	281 (-7)	Dave Hill - 288	\$30,000	Hazeltine National CC, Chaska, MN (72/7,151)
6/15/69	\$196,900	Orville Moody	281 (1)	Deane Beman - 282 (2) Al Geiberger - 282 (2) Bob Rosburg - 282 (2)	\$30,000	Champions GC, Houston, TX (70/6,967)
6/16/68	\$181,500	Lee Trevino	275 (-5)	Jack Nicklaus - 279 (-1)	\$30,000	Oak Hill CC, Rochester, NY (70/6,962)
6/18/67	\$140,200	Jack Nicklaus	275 (-5)	Arnold Palmer - 279 (-1)	\$30,000	Baltusrol GC, Springfield, NJ (70/7,065)
6/20/66	\$144,490	Billy Casper *	278 (-2)	Arnold Palmer - 278 (-2)	\$25,000	The Olympic Club, San Francisco, CA (70/6,719)
6/20/65	\$121,890	Gary Player *	282 (2)	Kel Nagle - 282 (2)	\$25,000	Bellerive CC, St. Louis, MO (70/7,191)
6/20/64	\$87,450	Ken Venturi	278 (-2)	Tommy Jacobs - 282 (2)	\$17,000	Congressional CC (Blue), Bethesda, MD (70/7,053)
6/23/63	\$71,300	Julius Boros *	293 (9)	Jacky Cupit - 293 (9) Arnold Palmer - 293 (9)	\$16,000	The Country Club, Brookline, MA (71/6,870)
6/17/62	\$68,800	Jack Nicklaus *	283 (-1)	Arnold Palmer - 283 (-1)	\$15,000	Oakmont CC, Oakmont, PA (71/6,894)
6/17/61	\$60,500	Gene Littler	281 (1)	Bob Goaly - 282 (2) Doug Sanders - 282 (2)	\$14,000	Oakland Hills CC, Birmingham, MI (70/6,927)
6/18/60	\$60,720	Arnold Palmer	280 (-4)	Jack Nicklaus - 282 (-2)	\$14,400	Cherry Hills CC, Englewood, CO (71/7,089)
6/13/59	\$40,000	Billy Casper	282 (2)	Bob Rosburg - 283 (3)	\$12,000	Winged Foot CC, Mamaroneck, NY (70/6,873)
6/14/58	\$35,000	Tommy Bolt	283 (3)	Gary Player - 287 (7)	\$8,000	Southern Hills CC, Tulsa, OK (70/6,907)
6/15/57	\$28,560	Dick Mayer *	282 (2)	Cary Middlecoff - 282 (2)	\$7,200	Inverness Club, Toledo, OH (70/6,919)
6/16/56	\$24,900	Cary Middlecoff	281 (1)	Julius Boros - 282 (2) Ben Hogan - 282 (2)	\$6,000	Oak Hill CC, Rochester, NY (70/6,902)
6/19/55	\$15,480	Jack Fleck *	287 (7)	Ben Hogan - 287 (7)	\$6,000	The Olympic Club, San Francisco, CA (70/6,727)
6/19/54	\$23,280	Ed Furgol	284 (4)	Gene Littler - 285 (5)	\$6,000	Baltusrol GC, Springfield, NJ (70/6,027)
6/13/53	\$20,150	Ben Hogan	283 (-5)	Sam Snead - 289 (1)	\$5,000	Oakmont CC, Oakmont, PA (72/6,916)
6/14/52	\$14,900	Julius Boros	281 (1)	Ed Oliver - 285 (5)	\$4,000	Northwood CC, Dallas, TX (70/6,782)
6/16/51	\$14,800	Ben Hogan	287 (7)	Clayton Heafner - 289 (9)	\$4,000	Oakland Hills CC, Birmingham, MI (70/6,927)
6/10/50	\$14,900	Ben Hogan *	287 (7)	George Fazio - 287 (7) Lloyd Mangrum - 287 (7)	\$4,000	Merion GC, Ardome, PA (70/6,694)

# Tournament History

End Date	Purse	Winner	Score	Runner-Up	Earnings	Location (Par/Yards)
6/11/49	\$10,000	Cary Middlecoff	286 (2)	Sam Snead - 287 (3) Clayton Heafner - 287 (3)	\$2,000	Medinah CC (No. 3), Medinah, IL (71/6,936)
6/12/48	\$10,000	Ben Hogan	276 (-8)	Jimmy Demaret - 278 (-6)	\$2,000	Riviera CC, Pacific Palisades, CA (71/7,020)
6/15/47	\$10,000	Lew Worsham *	282 (-2)	Sam Snead - 282 (-2)	\$2,000	St. Louis CC, Clayton, MO (71/6,532)
6/16/46	\$8,000	Lloyd Mangrum *	284 (-4)	Byron Nelson - 284 (-4) Victor Ghezzi - 284 (-4)	\$1,500	Canterbury GC, Beechwood, OH (72/6,926)
6/7/41	\$6,000	Craig Wood	284 (4)	Denny Shute - 287 (7)	\$1,000	Colonial CC, Fort Worth, TX (70/7,005)
6/8/40	\$6,000	Lawson Little *	287 (-1)	Gene Sarazen - 287 (-1)	\$1,000	Canterbury GC, Beechwood, OH (72/6,894)
6/10/39	\$6,000	Byron Nelson *	284 (8)	Craig Wood - 284 (8)	\$1,000	Philadelphia CC, Gladwyne, PA (69/6,786)
6/11/38	\$6,000	Ralph Guldahl	284	Dick Metz - 290 (6)	\$1,000	Cherry Hills CC, Englewood, CO (71/6,888)
6/12/37	\$6,000	Ralph Guldahl	281 (-7)	Sam Snead - 283 (-5)	\$1,000	Oakland Hills CC, Birmingham, MI (72/7,037)
6/6/36	\$5,000	Tony Manero	282 (-6)	Harry Cooper - 284 (-4)	\$1,000	Baltusrol GC, Springfield, NJ (72/6,866)
6/8/35	\$5,000	Sam Parks	299 (11)	Jimmy Thomson - 301 (13)	\$1,000	Oakmont CC, Oakmont, PA (72/6,981)
6/9/34	\$5,000	Olin Dutra	293 (13)	Gene Sarazen - 294 (14)	\$1,000	Merion GC, Ardome, PA (70/6,694)
6/10/33	\$5,000	John Goodman	287 (-1)	Ralph Guldahl - 288	\$0	North Shore CC, Glenview, IL (72/6,927)
6/25/32	\$5,000	Gene Sarazen	286 (6)	Bobby Cruickshank - 289 (9) Phil Perkins - 289 (9)	\$1,000	Fresh Meadow CC, Flushing, NY (70/6,815)
7/6/31	\$5,000	Billy Burke *	292 (8)	George Von Elm - 292 (8)	\$1,000	Inverness Club, Toledo, OH (71/6,529)
7/12/30	\$5,000	Robert Jones, Jr.	287 (-1)	Macdonald Smith - 289 (1)	\$0	Interlachen CC, Hopkins, MN (72/6,672)
6/30/29	\$5,000	Robert Jones, Jr. *	294 (6)	Al Espinosa - 294 (6)	\$0	Winged Foot CC, Mamaroneck, NY (72/6,786)
6/23/28		Johnny Farrell *	294 (10)	Robert Jones, Jr. - 294 (10)	\$0	Olympia Fields CC, Matterson, IL (71/6,725)
6/16/27		Tommy Armour *	301 (13)	Harry Cooper - 301 (13)	\$500	Oakmont CC, Oakmont, PA (72/6,929)
7/10/26	\$2,145	Robert Jones, Jr.	293 (5)	Joe Tumesa - 294 (6)	\$0	Scioto CC, Columbus, OH (72/6,675)
6/5/25	\$1,745	Willie MacFarlane *	291 (7)	Robert Jones, Jr. - 291 (7)	\$500	Worcester CC, Worcester, MA (71/6,430)
6/7/24		Cyril Walker	297	Robert Jones, Jr. - 300	\$0	Oakland Hills CC, Birmingham, MI (72/6,880)
7/15/23		Robert Jones, Jr. *	296	Bobby Cruickshank - 296	\$0	Inwood CC, Inwood, NY (72/6,532)
7/15/22		Gene Sarazen	288	John Black - 289 Robert Jones, Jr. - 289	\$0	Skokie CC, Glencoe, IL (70/6,563)
7/18/21		James Barnes	289	Walter Hagen - 298 Fred McLeod - 298	\$0	Columbia CC, Chevy Chase, MD (70/6,380)
8/13/20		Edward (TED) Ray	295	Jack Burke, Sr. - 296 Leo Diegel - 296 Jock Hutchison - 296 Harry Vardon - 296	\$0	Inverness Club, Toledo, OH (72/6,529)
6/11/19		Walter Hagen *	301	Mike Brady - 301	\$0	Brae Burn CC, West Newton, MA (71/6,375)
6/30/16		Charles Evans	286	Jock Hutchison - 288	\$0	Minikahda Club, Minneapolis, MN (71/6,130)
6/18/15		Jerry Travers	297	Tom McNamara - 298	\$0	Baltusrol GC, Springfield, NJ (74/6,212)
8/21/14		Walter Hagen	290	Charles Evans - 291	\$0	Midlothian CC, Blue Island, IL (72/6,355)
9/19/13		Francis Ouimet *	304	Edward (TED) Ray - 304 Harry Vardon - 304	\$0	The Country Club, Brookline, MA (71/6,245)
8/2/12		John McDermott	294	Tom McNamara - 296	\$0	CC of Buffalo, Buffalo, NY (74/6,326)
6/24/11		John McDermott *	307	Mike Brady - 307 George Simpson - 307	\$0	Chicago GC, Wheaton, IL (76/6,605)
6/18/10		Alex Smith *	298	Macdonald Smith - 298 John McDermott - 298	\$0	Philadelphia Cricket Club, Chestnut Hill, PA (73/5,956)
6/25/09		George Sargent	290	Tom McNamara - 294	\$0	Englewood GC, Englewood, NJ (72/6,205)
8/28/08		Fred McLeod *	322	Willie Smith - 322	\$0	Myopia Hunt Club, Hamilton, MA (0/6,335)
6/21/07		Alex Ross	302	Gil Nicholls - 304	\$0	Philadelphia Cricket Club, Chestnut Hill, PA (73/5,952)
6/30/06		Alex Smith	295	Willie Smith - 302	\$0	Onwentsia Club, Lake Forest, IL (82/6,107)
9/22/05		Willie Anderson	314	Alex Smith - 316	\$0	Myopia Hunt Club, Hamilton, MA (0/6,300)
7/9/04		Willie Anderson	303	Gil Nicholls - 308	\$0	Glen View GC, Chicago, IL (0/0)
6/27/03		Willie Anderson *	307	David Brown - 307	\$0	Baltusrol GC, Springfield, NJ (0/6,003)
10/11/02		Laurie Auchterlonie	307	Stewart Gardner - 313 Walter Travis - 313	\$0	Garden City GC, Garden City, NY (0/6,450)
6/15/01		Willie Anderson *	331	Alex Smith - 331	\$0	Myopia Hunt Club, Hamilton, MA (0/6,130)
10/5/00		Harry Vardon	313	J. Taylor - 315	\$0	Chicago GC, Wheaton, IL (0/6,130)
9/15/99		Willie Smith	315	Val Fitzjohn - 326 W.H. Way - 326 George Low Sr. - 326	\$0	Baltimore CC, Baltimore, MD (0/6,032)
6/18/98		Fred Herd	328	Alex Smith - 335	\$0	Myopia Hunt Club, Hamilton, MA (0/0)
9/17/97		Joe Lloyd	162	Willie Anderson - 163	\$0	Chicago GC, Wheaton, IL (76/6,236)
7/16/96		James Foulis	152	Horace Rawlins - 155	\$0	Shinnecock Hills GC, Southampton, NY (0/6,682)
10/4/95		Horace Rawlins	173	Willie Dunn - 175	\$0	Newport GC, Newport, RI (0/0)

\* indicates playoff

# Travelers Championship

Cromwell, Connecticut • June 20-23, 2019

TPC River Highlands

Par/Yards: 35-35--70 | 6,841


**TRAVELERS**  
CHAMPIONSHIP

PGA TOUR event 39 of 49

FedExCup Points (first): 500

Purse: \$7,200,000

**Winner: Chez Reavie**

FedExCup Points: 500

65-66-63-69 263 (-17) | \$1,296,000

## Leaders

### Round 1

Ryan Armour	64 (-6)
Bronson Burgoon	64 (-6)
Kyoung-Hoon Lee	64 (-6)
Zack Sucher	64 (-6)
Mackenzie Hughes	64 (-6)
Abraham Ancer	64 (-6)
<b>Chez Reavie</b>	<b>65 (-5)</b>

### Round 2

Zack Sucher	129 (-11)
<b>Chez Reavie</b>	<b>131 (-9)</b>
Keegan Bradley	131 (-9)
Ryan Moore	132 (-8)
Bronson Burgoon	132 (-8)

### Round 3

<b>Chez Reavie</b>	<b>194 (-16)</b>
Keegan Bradley	200 (-10)
Zack Sucher	200 (-10)
Jason Day	201 (-9)
Roberto Diaz	201 (-9)

## Order of Finish (cut: 36 HOLES: 82 professionals at -2 (138) or better. 54 HOLES: 70 professionals at -1 (209) or better.)

Pos	Player	Scores	Total	FedExCup Points	Earnings	Pos	Player	Scores	Total	FedExCup Points	Earnings	Pos	Player	Scores	Total	FedExCup Points	Earnings
1	Chez Reavie	65 66 63 69	263 (-17)	500	\$1,296,000	T54	Ryan Armour	64 71 71 73	279 (-1)	6	\$16,560	CUT	Ryan McCormick	69 72	141 (+1)	--	--
T2	Zack Sucher	64 65 71 67	267 (-13)	245	\$633,600	T54	Bubba Watson	69 66 73 71	279 (-1)	6	\$16,560	CUT	Chesson Hadley	69 72	141 (+1)	--	--
T2	Keegan Bradley	65 66 69 67	267 (-13)	245	\$633,600	T57	Francesco Molinari	69 69 71 71	280 (E)	5	\$16,128	CUT	Adam Schenk	69 72	141 (+1)	--	--
4	Vaughn Taylor	68 66 69 65	268 (-12)	135	\$345,600	T57	Andrew Putnam	66 67 71 76	280 (E)	5	\$16,128	CUT	J.T. Poston	69 72	141 (+1)	--	--
T5	Paul Casey	65 68 71 65	269 (-11)	100	\$262,800	T57	Brooks Koepka	71 66 72 71	280 (E)	5	\$16,128	CUT	Cameron Champ	72 70	142 (+2)	--	--
T5	Kevin Hway	68 68 66 67	269 (-11)	100	\$262,800	T60	Brandon Harkins	66 72 70 73	281 (+1)	5	\$15,480	CUT	Sebastián Muñoz	69 73	142 (+2)	--	--
T5	Joaquin Niemann	69 65 69 66	269 (-11)	100	\$262,800	T60	Richy Werenski	67 69 72 73	281 (+1)	5	\$15,480	CUT	Daniel Berger	68 74	142 (+2)	--	--
T8	Abraham Ancer	64 73 70 63	270 (-10)	75	\$194,400	T60	Kramer Hickok	70 68 69 74	281 (+1)	5	\$15,480	CUT	Michael Kim	69 73	142 (+2)	--	--
T8	Bryson DeChambeau	68 70 64 68	270 (-10)	75	\$194,400	T60	Emiliano Grillo	67 71 71 72	281 (+1)	5	\$15,480	CUT	Tony Finau	71 71	142 (+2)	--	--
T8	Jason Day	70 63 68 69	270 (-10)	75	\$194,400	T60	Scott Brown	67 67 70 77	281 (+1)	5	\$15,480	CUT	Julian Etulain	72 70	142 (+2)	--	--
T8	Brian Harman	72 66 66 66	270 (-10)	75	\$194,400	T60	Bronson Burgoon	64 68 75 74	281 (+1)	5	\$15,480	CUT	Scott Stallings	72 70	142 (+2)	--	--
T8	Roberto Diaz	69 65 67 69	270 (-10)	75	\$194,400	T66	Seamus Power	66 70 71 75	282 (+2)	4	\$14,904	CUT	Danny Lee	73 69	142 (+2)	--	--
T13	Tommy Fleetwood	66 69 67 69	271 (-9)	59	\$144,000	T66	Scott Langley	65 73 68 76	282 (+2)	4	\$14,904	CUT	Jordan Spieth	73 69	142 (+2)	--	--
T13	Kyoung-Hoon Lee	64 72 67 68	271 (-9)	59	\$144,000	68	Brady Schnell	65 68 75 75	283 (+3)	3	\$14,688	CUT	Aaron Baddeley	70 72	142 (+2)	--	--
T15	Kevin Kisner	69 65 71 67	272 (-8)	51	\$115,200	69	Seth Reeves	68 70 70 77	285 (+5)	3	\$14,544	CUT	Joey Garber	71 71	142 (+2)	--	--
T15	Kevin Streelman	67 67 69 69	272 (-8)	51	\$115,200	70	Sam Saunders	67 67 72 80	286 (+6)	3	\$14,400	CUT	Chase Wright	73 69	142 (+2)	--	--
T15	Ryan Moore	68 64 72 68	272 (-8)	51	\$115,200	T71	Matt Jones	69 69 72	210 (E)	3	\$13,824	CUT	J.J. Henry	70 72	142 (+2)	--	--
T15	Wyndham Clark	68 67 68 69	272 (-8)	51	\$115,200	T71	Harris English	72 66 72	210 (E)	3	\$13,824	CUT	Phil Mickelson	67 76	143 (+3)	--	--
T15	Patrick Cantlay	66 72 65 69	272 (-8)	51	\$115,200	T71	Shawn Stefani	68 69 73	210 (E)	3	\$13,824	CUT	Chris Stroud	69 74	143 (+3)	--	--
20	Alex Prugh	68 68 68 69	273 (-7)	45	\$93,600	T71	Jim Herman	67 70 73	210 (E)	3	\$13,824	CUT	Byeong Hun An	70 73	143 (+3)	--	--
T21	Brendan Steele	71 67 68 68	274 (-6)	36	\$65,760	T71	Troy Merritt	70 65 75	210 (E)	3	\$13,824	CUT	Patton Kizzire	71 72	143 (+3)	--	--
T21	Russell Knox	69 69 71 65	274 (-6)	36	\$65,760	T71	Nick Taylor	69 69 72	210 (E)	3	\$13,824	CUT	Kiradech Aphibarnrat	69 74	143 (+3)	--	--
T21	Marc Leishman	66 70 70 68	274 (-6)	36	\$65,760	T71	Cameron Tringale	66 69 75	210 (E)	3	\$13,824	CUT	Martin Trainer	74 69	143 (+3)	--	--
T21	Martin Laird	67 67 68 72	274 (-6)	36	\$65,760	T78	Sung Kang	68 70 73	211 (+1)	2	\$13,176	CUT	Kelly Kraft	70 73	143 (+3)	--	--
T21	Sungjae Im	68 69 71 66	274 (-6)	36	\$65,760	T78	Beau Hossler	69 69 73	211 (+1)	2	\$13,176	CUT	Cameron Smith	71 72	143 (+3)	--	--
T21	Robert Streb	65 68 71 70	274 (-6)	36	\$65,760	T80	Tom Hoge	67 69 76	212 (+2)	2	\$12,888	CUT	Ollie Schniederjans	71 72	143 (+3)	--	--
T21	Adam Long	66 67 70 71	274 (-6)	36	\$65,760	T80	Matthew Wolff	70 68 74	212 (+2)	--	\$12,888	CUT	Anders Albertson	71 72	143 (+3)	--	--
T21	Harold Varner III	69 66 72 67	274 (-6)	36	\$65,760	82	Alex Cejka	69 69 75	213 (+3)	2	\$12,672	CUT	Austin Cook	73 71	144 (+4)	--	--
T21	Cody Gribble	69 69 67 69	274 (-6)	36	\$65,760	CUT	Brice Garnett	70 69	139 (-1)	--	--	CUT	Brian Stuard	74 70	144 (+4)	--	--
T30	J.J. Spaun	68 69 66 72	275 (-5)	24	\$43,740	CUT	Carlos Ortiz	71 68	139 (-1)	--	--	CUT	Bud Cauley	72 72	144 (+4)	--	--
T30	Peter Malnati	66 70 69 70	275 (-5)	24	\$43,740	CUT	Curtis Luck	70 69	139 (-1)	--	--	CUT	Roger Sloan	74 70	144 (+4)	--	--
T30	Stephan Jaeger	70 68 70 67	275 (-5)	24	\$43,740	CUT	Ben Silverman	73 66	139 (-1)	--	--	CUT	Jonas Blixt	71 73	144 (+4)	--	--
T30	Nick Watney	66 69 69 71	275 (-5)	24	\$43,740	CUT	Michael Miller	69 70	139 (-1)	--	--	CUT	Hunter Mahan	70 74	144 (+4)	--	--
T30	Freddie Jacobson	70 65 72 68	275 (-5)	24	\$43,740	CUT	Max Homa	70 69	139 (-1)	--	--	CUT	J.B. Holmes	69 75	144 (+4)	--	--
T30	Patrick Reed	68 66 70 71	275 (-5)	24	\$43,740	CUT	Si Woo Kim	70 69	139 (-1)	--	--	CUT	Chris Thompson	72 73	145 (+5)	--	--
T36	Justin Thomas	68 68 70 70	276 (-4)	17	\$32,451	CUT	Trey Mullinax	70 69	139 (-1)	--	--	CUT	Wes Roach	71 74	145 (+5)	--	--
T36	Kyle Stanley	67 68 73 68	276 (-4)	17	\$32,451	CUT	Sepp Straka	70 69	139 (-1)	--	--	CUT	Morgan Hoffmann	77 68	145 (+5)	--	--
T36	Cheng Tsung Pan	67 70 71 68	276 (-4)	17	\$32,451	CUT	Denny McCarthy	71 69	140 (E)	--	--	CUT	Russell Henley	74 71	145 (+5)	--	--
T36	Ryan Blaum	67 67 69 73	276 (-4)	17	\$32,451	CUT	Adam Svensson	73 67	140 (E)	--	--	CUT	José de Jesús Rodríguez	74 71	145 (+5)	--	--
T36	Louis Oosthuizen	66 68 74 68	276 (-4)	17	\$32,451	CUT	Adam Hadwin	70 70	140 (E)	--	--	CUT	Satoshi Kodaira	70 75	145 (+5)	--	--
T36	Josh Teater	68 68 69 71	276 (-4)	17	\$32,451	CUT	Boo Weekley	69 71	140 (E)	--	--	CUT	Peter Uihlein	76 70	146 (+6)	--	--
T36	Collin Morikawa	66 67 75 68	276 (-4)	--	\$32,451	CUT	Kyle Jones	69 71	140 (E)	--	--	CUT	Justin Suh	73 73	146 (+6)	--	--
T43	Chip McDaniell	69 68 68 72	277 (-3)	--	\$21,924	CUT	Chad Collins	70 70	140 (E)	--	--	CUT	Whee Kim	77 71	148 (+8)	--	--
T43	Sam Burns	67 69 72 69	277 (-3)	10	\$21,924	CUT	Rod Pampling	72 68	140 (E)	--	--	CUT	Brandon Hagy	78 71	149 (+9)	--	--
T43	Cameron Davis	70 68 69 70	277 (-3)	10	\$21,924	CUT	Padraig Harrington	68 72	140 (E)	--	--	CUT	Anirban Lahiri	72 77	149 (+9)	--	--
T43	Tyler Duncan	67 70 71 69	277 (-3)	10	\$21,924	CUT	Dylan Frittelli	70 70	140 (E)	--	--	CUT	Jim Renner	75 74	149 (+9)	--	--
T43	Brandt Snedeker	68 69 71 69	277 (-3)	10	\$21,924	CUT	Jim Knous	70 71	141 (+1)	--	--	CUT	Jason Kokrak	75 74	149 (+9)	--	--
T43	Sangmoon Bae	68 70 69 70	277 (-3)	10	\$21,924	CUT	Nicholas Lindheim	71 70	141 (+1)	--	--	CUT	Chris Tallman	78 76	154 (+14)	--	--
T43	Andrew Landry	67 71 65 74	277 (-3)	10	\$21,924	CUT	John Chin	71 70	141 (+1)	--	--	--	--	--	--	--	--
T43	Joel Dahmen	70 68 69 70	277 (-3)	10	\$21,924	CUT	Charley Hoffman	74 67	141 (+1)	--	--	--	--	--	--	--	--
T51	Hank Lebioda	69 65 74 70	278 (-2)	8	\$17,328	CUT	Brian Gay	68 73	141 (+1)	--	--	--	--	--	--	--	--
T51	Mackenzie Hughes	64 74 69 71	278 (-2)	8	\$17,328	CUT	Lucas Glover	71 70	141 (+1)	--	--	--	--	--	--	--	--
T51	Sam Ryder	67 67 74 70	278 (-2)	8	\$17,328	CUT	Fabián Gómez	70 71	141 (+1)	--	--	--	--	--	--	--	--
T54	Viktor Hovland	67 71 68 73	279 (-1)	--	\$16,560	CUT	Dominic Bozzelli	74 67	141 (+1)	--	--	--	--	--	--	--	--

## Notes

For the first time in nearly 11 years, Chez Reavie won on the PGA TOUR, posting a 72-hole total of 263 to win the Travelers Championship by four strokes over Keegan Bradley and Zack Sucher. The victory was the second of his career, coming in his 278th TOUR start at the age of 37 years, 7 months, 11 days.

Chez Reavie's win came 3, 983 days (250 starts) since his first on TOUR, the 2008 RBC Canadian Open. He became the 11th player in history to go that long between his first and second victories.

After becoming just the fourth player to post a 28 on the back nine at TPC River Highlands (leading to a third-round 63), Chez Reavie then converted the first 54-hole lead of more than five strokes (6) in Travelers Championship history into the win.

Chez Reavie had never finished better than T11 in eight previous starts at Travelers Championship.

En route to a T2, Keegan Bradley cut the six-stroke deficit he faced entering the final round to one through 16 holes but made a double bogey at No. 17 and lost by four. The runner-up, his sixth on the PGA TOUR, marked his second top-10 in his ninth start at the event.

Playing on a sponsor exemption, 18-hole co-leader and 36-hole leader Zack Sucher birdied four of his last six holes to close with a 3-under 67 and finish T2 at 13-under 267. Sucher went 13 months in 2017-18 without hitting a golf shot while recovering from surgery on his left knee and ankle. The 2017 Travelers Championship was his last PGA TOUR event before taking Major Medical Extension for surgery.

Paul Casey played his last six holes in 4-under par, highlighted by an eagle-2 at No. 15, to finish T5 at 11-under 269. The top-five was the fourth of his career in the event (2nd/2015, T5/2017, T2/2018, T5/2019).

Defending champion and three-time winner Bubba Watson posted an over-par score in each of the final two rounds (73-71) to finish T54 at 1-under 279.

**WEATHER: Thursday:** Overcast with showers throughout the day. High of 74. Wind S 6-12 mph. **Friday:** Scattered morning showers. High of 76. Wind NW 10-20 mph. **Saturday:** Sunny. High of 82. Wind NW 12-22 mph. **Sunday:** Sunny. High of 85. Wind WNW 10-20 mph.

## Tournament Record: 258

Kenny Perry (2009)

## TPC River Highlands: 58

Jim Furyk (2016)

# Tournament History

End Date	Purse	Winner	Score	Runner-Up	Earnings	Location (Par/Yards)
<b>Travelers Championship</b>						
6/23/19	\$7,200,000	Chez Reavie	263 (-17)	Keegan Bradley - 267 (-13) Zack Sucher - 267 (-13)	\$1,296,000	TPC River Highlands, Cromwell, CT (70/6,841)
6/24/18	\$7,000,000	Bubba Watson	263 (-17)	Stewart Cink - 266 (-14) Paul Casey - 266 (-14) J.B. Holmes - 266 (-14) Beau Hossler - 266 (-14)	\$1,260,000	TPC River Highlands, Cromwell, CT (70/6,841)
6/25/17	\$6,800,000	Jordan Spieth *	268 (-12)	Daniel Berger - 268 (-12)	\$1,224,000	TPC River Highlands, Cromwell, CT (70/6,841)
8/7/16	\$6,600,000	Russell Knox	266 (-14)	Jerry Kelly - 267 (-13)	\$1,188,000	TPC River Highlands, Cromwell, CT (70/6,841)
6/28/15	\$6,400,000	Bubba Watson *	264 (-16)	Paul Casey - 264 (-16)	\$1,152,000	TPC River Highlands, Cromwell, CT (70/6,841)
6/22/14	\$6,200,000	Kevin Streelman	265 (-15)	Sergio Garcia - 266 (-14) K.J. Choi - 266 (-14)	\$1,116,000	TPC River Highlands, Cromwell, CT (70/6,841)
6/23/13	\$6,100,000	Ken Duke *	268 (-12)	Chris Stroud - 268 (-12)	\$1,098,000	TPC River Highlands, Cromwell, CT (70/6,854)
6/24/12	\$6,000,000	Marc Leishman	266 (-14)	Charley Hoffman - 267 (-13) Bubba Watson - 267 (-13)	\$1,080,000	TPC River Highlands, Cromwell, CT (70/6,841)
6/26/11	\$6,000,000	Freddie Jacobson	260 (-20)	John Rollins - 261 (-19) Ryan Moore - 261 (-19)	\$1,080,000	TPC River Highlands, Cromwell, CT (70/6,841)
6/27/10	\$6,000,000	Bubba Watson *	266 (-14)	Corey Pavin - 266 (-14) Scott Verplank - 266 (-14)	\$1,080,000	TPC River Highlands, Cromwell, CT (70/6,841)
6/28/09	\$6,000,000	Kenny Perry	258 (-22)	David Toms - 261 (-19) Paul Goydos - 261 (-19)	\$1,080,000	TPC River Highlands, Cromwell, CT (70/6,837)
6/22/08	\$6,000,000	Stewart Cink	262 (-18)	Tommy Armour III - 263 (-17) Hunter Mahan - 263 (-17)	\$1,080,000	TPC River Highlands, Cromwell, CT (70/6,837)
6/24/07	\$6,000,000	Hunter Mahan *	265 (-15)	Jay Williamson - 265 (-15)	\$1,080,000	TPC River Highlands, Cromwell, CT (70/6,820)
<b>Buick Championship</b>						
7/2/06	\$4,400,000	J.J. Henry	266 (-14)	Hunter Mahan - 269 (-11) Ryan Moore - 269 (-11)	\$792,000	TPC River Highlands, Cromwell, CT (70/6,820)
8/28/05	\$4,300,000	Brad Faxon *	266 (-14)	Tjaart van der Walt - 266 (-14)	\$774,000	TPC River Highlands, Cromwell, CT (70/6,820)
8/29/04	\$4,200,000	Woody Austin *	270 (-10)	Tim Herron - 270 (-10)	\$756,000	TPC River Highlands, Cromwell, CT (70/6,820)
<b>Greater Hartford Open</b>						
7/27/03	\$4,000,000	Peter Jacobsen	266 (-14)	Chris Riley - 268 (-12)	\$720,000	TPC River Highlands, Cromwell, CT (70/6,820)
<b>Canon Greater Hartford Open</b>						
6/23/02	\$4,000,000	Phil Mickelson	266 (-14)	Davis Love III - 267 (-13) Jonathan Kaye - 267 (-13)	\$720,000	TPC River Highlands, Cromwell, CT (70/6,820)
7/1/01	\$3,100,000	Phil Mickelson	264 (-16)	Billy Andrade - 265 (-15)	\$558,000	TPC River Highlands, Cromwell, CT (70/6,820)
7/2/00	\$2,800,000	Notah Begay III	260 (-20)	Mark Calcavecchia - 261 (-19)	\$504,000	TPC River Highlands, Cromwell, CT (70/6,820)
8/1/99	\$2,500,000	Brent Geiberger	262 (-18)	Skip Kendall - 265 (-15)	\$450,000	TPC River Highlands, Cromwell, CT (70/6,820)
7/5/98	\$2,000,000	Olin Browne *	266 (-14)	Larry Mize - 266 (-14) Stewart Cink - 266 (-14)	\$360,000	TPC River Highlands, Cromwell, CT (70/6,820)
7/27/97	\$1,500,000	Stewart Cink	267 (-13)	Tom Byrum - 268 (-12) Brandel Chamblee - 268 (-12) Jeff Maggert - 268 (-12)	\$270,000	TPC River Highlands, Cromwell, CT (70/6,820)
6/30/96	\$1,500,000	D.A. Weibring	270 (-10)	Tom Kite - 274 (-6)	\$270,000	TPC River Highlands, Cromwell, CT (70/6,820)
6/25/95	\$1,200,000	Greg Norman	267 (-13)	Kirk Triplett - 269 (-11) Grant Waite - 269 (-11) Dave Stockton, Jr. - 269 (-11)	\$216,000	TPC River Highlands, Cromwell, CT (70/6,820)
6/26/94	\$1,200,000	David Frost	268 (-12)	Greg Norman - 269 (-11)	\$216,000	TPC River Highlands, Cromwell, CT (70/6,820)
6/27/93	\$1,000,000	Nick Price	271 (-9)	Dan Forsman - 272 (-8) Roger Maltbie - 272 (-8)	\$180,000	TPC River Highlands, Cromwell, CT (70/6,820)
8/2/92	\$1,000,000	Lanny Wadkins	274 (-6)	Dan Forsman - 276 (-4) Donnie Hammond - 276 (-4) Nick Price - 276 (-4)	\$180,000	TPC River Highlands, Cromwell, CT (70/6,820)
7/28/91	\$1,000,000	Billy Ray Brown *	271 (-9)	Rick Fehr - 271 (-9) Corey Pavin - 271 (-9)	\$180,000	TPC River Highlands, Cromwell, CT (70/6,820)
7/1/90	\$1,000,000	Wayne Levi	267 (-13)	Mark Calcavecchia - 269 (-11) Brad Fabel - 269 (-11) Rocco Mediate - 269 (-11) Chris Perry - 269 (-11)	\$180,000	TPC Connecticut, Cromwell, CT (70/6,531)
7/9/89	\$1,000,000	Paul Azinger	267 (-17)	Wayne Levi - 268 (-16)	\$180,000	TPC Connecticut, Cromwell, CT (71/6,786)
<b>Canon Sammy Davis Jr.-Greater Hartford Open</b>						
7/24/88	\$700,000	Mark Brooks *	269 (-15)	Dave Barr - 269 (-15) Joey Sindelar - 269 (-15)	\$126,000	TPC Connecticut, Cromwell, CT (71/6,786)
6/28/87	\$700,000	Paul Azinger	269 (-15)	Dan Forsman - 270 (-14) Wayne Levi - 270 (-14)	\$126,000	TPC Connecticut, Cromwell, CT (71/6,786)
7/6/86	\$700,000	Mac O' Grady *	269 (-15)	Roger Maltbie - 269 (-15)	\$126,000	TPC Connecticut, Cromwell, CT (71/6,786)
7/28/85	\$600,000	Phil Blackmar *	271 (-13)	Jodie Mudd - 271 (-13) Dan Pohl - 271 (-13)	\$108,000	TPC Connecticut, Cromwell, CT (71/6,786)
<b>Sammy Davis Jr.-Greater Hartford Open</b>						
7/29/84	\$400,000	Peter Jacobsen	269 (-15)	Mark O'Meara - 271 (-13)	\$72,000	TPC Connecticut, Cromwell, CT (71/6,786)
8/21/83	\$300,000	Curtis Strange	268 (-16)	Jay Haas - 269 (-15) Jack Renner - 269 (-15)	\$54,000	Wethersfield CC, Wethersfield, CT (71/6,568)
8/15/82	\$300,000	Tim Norris	259 (-25)	Raymond Floyd - 265 (-19) Hubert Green - 265 (-19)	\$54,000	Wethersfield CC, Wethersfield, CT (71/6,568)
8/16/81	\$300,000	Hubert Green	264 (-20)	Bobby Clampett - 265 (-19) Fred Couples - 265 (-19) Roger Maltbie - 265 (-19)	\$54,000	Wethersfield CC, Wethersfield, CT (71/6,568)
7/27/80	\$300,000	Howard Twitty *	266 (-18)	Jim Simons - 266 (-18)	\$54,000	Wethersfield CC, Wethersfield, CT (71/6,568)
8/12/79	\$300,000	Jerry McGee	267 (-17)	Jack Renner - 268 (-16)	\$54,000	Wethersfield CC, Wethersfield, CT (71/6,568)
7/30/78	\$210,000	Rod Funseth	264 (-20)	Dale Douglass - 268 (-16) Lee Elder - 268 (-16) Billy Kratzert - 268 (-16)	\$42,000	Wethersfield CC, Wethersfield, CT (71/6,568)
8/7/77	\$210,000	Billy Kratzert	265 (-19)	Grier Jones - 268 (-16) Larry Nelson - 268 (-16)	\$42,000	Wethersfield CC, Wethersfield, CT (71/6,568)
8/22/76	\$210,000	Rik Massengale	266 (-18)	Al Geiberger - 268 (-16) J.C. Snead - 268 (-16)	\$42,000	Wethersfield CC, Wethersfield, CT (71/6,568)
8/17/75	\$200,000	Don Bies *	267 (-17)	Hubert Green - 267 (-17)	\$40,000	Wethersfield CC, Wethersfield, CT (71/6,568)
8/18/74	\$200,000	Dave Stockton	268 (-16)	Raymond Floyd - 272 (-12)	\$40,000	Wethersfield CC, Wethersfield, CT (71/6,568)
9/3/73	\$200,000	Billy Casper	264 (-20)	Bruce Devlin - 265 (-19)	\$40,000	Wethersfield CC, Wethersfield, CT (71/6,568)
<b>Greater Hartford Open Invitational</b>						
9/4/72	\$125,000	Lee Trevino *	269 (-15)	Lee Elder - 269 (-15)	\$25,000	Wethersfield CC, Wethersfield, CT (71/6,568)
9/6/71	\$110,000	George Archer *	268 (-16)	Lou Graham - 268 (-16) J.C. Snead - 268 (-16)	\$22,000	Wethersfield CC, Wethersfield, CT (71/6,568)
9/7/70	\$100,000	Bob Murphy	267 (-17)	Paul Harney - 271 (-13)	\$20,000	Wethersfield CC, Wethersfield, CT (71/6,568)
9/1/69	\$100,000	Bob Lunn *	268 (-16)	Dave Hill - 268 (-16)	\$20,000	Wethersfield CC, Wethersfield, CT (71/6,568)
9/8/68	\$100,000	Billy Casper	266 (-18)	Bruce Crampton - 269 (-15)	\$20,000	Wethersfield CC, Wethersfield, CT (71/6,568)
8/20/67	\$100,000	Charles Sifford	272 (-12)	Steve Oppermann - 273 (-11)	\$20,000	Wethersfield CC, Wethersfield, CT (71/6,568)
<b>Insurance City Open Invitational</b>						
8/21/66	\$100,000	Art Wall	266 (-18)	Wes Ellis - 268 (-16)	\$20,000	Wethersfield CC, Wethersfield, CT (71/6,568)
7/25/65	\$70,000	Billy Casper *	274 (-10)	Johnny Pott - 274 (-10)	\$11,000	Wethersfield CC, Wethersfield, CT (71/6,568)
7/26/64	\$50,000	Ken Venturi	273 (-11)	Al Besselink - 274 (-10) Jim Grant - 274 (-10) Paul Bondeson - 274 (-10) Sam Carmichael - 274 (-10)	\$7,500	Wethersfield CC, Wethersfield, CT (71/6,568)
8/18/63	\$40,000	Billy Casper	271 (-13)	George Bayer - 272 (-12)	\$6,400	Wethersfield CC, Wethersfield, CT (71/6,568)

## Tournament History

End Date	Purse	Winner	Score	Runner-Up	Earnings	Location (Par/Yards)
8/5/62	\$35,000	Bob Goalby *	271 (-13)	Art Wall - 271 (-13)	\$5,300	Wethersfield CC, Wethersfield, CT (71/6,568)
8/13/61	\$30,000	Billy Maxwell *	271 (-13)	Ted Kroll - 271 (-13)	\$4,300	Wethersfield CC, Wethersfield, CT (71/6,568)
8/7/60	\$25,000	Arnold Palmer *	270 (-14)	Bill Collins - 270 (-14) Jack Fleck - 270 (-14)	\$3,500	Wethersfield CC, Wethersfield, CT (71/6,568)
7/19/59	\$25,000	Gene Littler	272 (-12)	Tom Nieporte - 273 (-11)	\$3,500	Wethersfield CC, Wethersfield, CT (71/6,568)
7/13/58	\$25,000	Jack Burke, Jr.	268 (-16)	Dow Finsterwald - 271 (-13) Art Wall - 271 (-13)	\$3,500	Wethersfield CC, Wethersfield, CT (71/6,568)
9/2/57	\$20,000	Gardner Dickinson	272 (-12)	George Bayer - 274 (-10)	\$2,800	Wethersfield CC, Wethersfield, CT (71/6,568)
<b>Insurance City Open</b>						
7/1/56	\$20,000	Arnold Palmer *	274 (-10)	Ted Kroll - 274 (-10)	\$4,000	Wethersfield CC, Wethersfield, CT (71/6,568)
9/5/55	\$20,000	Sam Snead	269 (-15)	Fred Hawkins - 276 (-8) Mike Souchak - 276 (-8)	\$4,000	Wethersfield CC, Wethersfield, CT (71/6,568)
6/28/54	\$15,000	Tommy Bolt *	271 (-13)	Earl Stewart - 271 (-13)	\$2,400	Wethersfield CC, Wethersfield, CT (71/6,568)
8/30/53	\$15,000	Bob Toski	269 (-15)	Jim Ferrier - 270 (-14)	\$2,400	Wethersfield CC, Wethersfield, CT (71/6,568)
9/1/52	\$15,000	Ted Kroll	273 (-11)	Earl Stewart - 277 (-7) Lawson Little - 277 (-7) Skee Riegel - 277 (-7)	\$2,400	Wethersfield CC, Wethersfield, CT (71/6,568)

\* indicates playoff

# World Golf Championships-FedEx St. Jude Invitational

Memphis, Tennessee • July 25-28, 2019

TPC Southwind

Par/Yards: 35-35--70 | 7,237



PGA TOUR event 40 of 49

FedExCup Points (first): 550

Purse: \$10,250,000



**Winner: Brooks Koepka**

FedExCup Points: 550

68-67-64-65 264 (-16) | \$1,745,000

## Leaders

### Round 1

Jon Rahm	62 (-8)
Bubba Watson	65 (-5)
Shugo Imahira	65 (-5)
Hideki Matsuyama	65 (-5)
Patrick Cantlay	65 (-5)
Cameron Smith	65 (-5)
<b>Brooks Koepka</b>	68 (-2)

### Round 2

Matthew Fitzpatrick	131 (-9)
Billy Horschel	133 (-7)
Patrick Cantlay	133 (-7)
Cameron Smith	133 (-7)
Jon Rahm	133 (-7)
<b>Brooks Koepka</b>	135 (-5)

### Round 3

Rory McIlroy	198 (-12)
<b>Brooks Koepka</b>	199 (-11)
Matthew Fitzpatrick	200 (-10)
Marc Leishman	201 (-9)
Alex Noren	201 (-9)
Jon Rahm	201 (-9)

## Order of Finish

Pos	Player	Scores	Total	FedExCup Points	Earnings	Pos	Player	Scores	Total	FedExCup Points	Earnings	Pos	Player	Scores	Total	FedExCup Points	Earnings
1	Brooks Koepka	68 67 64 65	264 (-16)	550	\$1,745,000	T24	Adam Long	71 70 67 68	276 (-4)	40	\$103,000	T43	Tyrrell Hatton	66 71 69 74	280 (E)	13	\$70,000
2	Webb Simpson	69 66 68 64	267 (-13)	315	\$1,095,000	T24	Andrew Putnam	66 71 72 67	276 (-4)	40	\$103,000	T48	Bryson DeChambeau	67 74 72 68	281 (+1)	10	\$66,000
3	Marc Leishman	69 69 63 67	268 (-12)	200	\$602,000	T24	Matthew Wolff	72 70 65 69	276 (-4)	40	\$103,000	T48	Cheng Tsung Pan	72 70 70 69	281 (+1)	10	\$66,000
T4	Rory McIlroy	69 67 62 71	269 (-11)	120	\$384,333	T27	Xander Schauffele	69 70 69 69	277 (-3)	28	\$86,250	T48	Danny Willett	69 72 70 70	281 (+1)	10	\$66,000
T4	Tommy Fleetwood	68 70 65 66	269 (-11)	120	\$384,333	T27	Matt Wallace	70 69 65 73	277 (-3)	--	\$86,250	T51	Lucas Bjerregaard	69 74 72 69	284 (+4)	--	\$63,000
T4	Matthew Fitzpatrick	67 64 69 69	269 (-11)	--	\$384,333	T27	Thorbjørn Olesen	66 71 65 75	277 (-3)	--	\$86,250	T51	Philip Eriksson	73 72 72 67	284 (+4)	--	\$63,000
7	Jon Rahm	62 71 68 69	270 (-10)	95	\$273,000	T27	Corey Conners	67 71 70 69	277 (-3)	28	\$86,250	T51	Eddie Pepperell	70 74 66 74	284 (+4)	--	\$63,000
8	Ian Poulter	66 69 67 69	271 (-9)	89	\$242,000	T27	Chez Reavie	68 70 68 71	277 (-3)	28	\$86,250	54	J.B. Holmes	76 71 68 70	285 (+5)	7	\$61,000
T9	Bubba Watson	65 70 68 69	272 (-8)	81	\$205,000	T27	Paul Casey	70 71 69 67	277 (-3)	28	\$86,250	T55	Kodai Ichiara	71 70 75 70	286 (+6)	--	\$59,500
T9	Billy Horschel	67 66 69 70	272 (-8)	81	\$205,000	T27	Jim Furyk	74 65 70 68	277 (-3)	28	\$86,250	T55	Gary Woodland	73 71 70 72	286 (+6)	7	\$59,500
T11	Justin Rose	67 68 70 68	273 (-7)	73	\$183,000	T27	Henrik Stenson	69 67 72 69	277 (-3)	28	\$86,250	57	Phil Mickelson	68 73 73 74	288 (+8)	6	\$58,000
T12	Rafa Cabrera Bello	70 71 67 66	274 (-6)	59	\$143,625	T27	Brandt Snedeker	69 73 69 66	277 (-3)	28	\$86,250	T58	Poom Saksansin	68 73 75 74	290 (+10)	--	\$56,500
T12	Alex Noren	66 69 66 73	274 (-6)	59	\$143,625	T27	Kevin Kisner	77 67 66 67	277 (-3)	28	\$86,250	T58	Mikumu Horikawa	75 77 66 72	290 (+10)	--	\$56,500
T12	Justin Thomas	68 69 67 71	274 (-6)	59	\$143,625	T27	Tony Finau	70 71 68 68	277 (-3)	28	\$86,250	60	Sung Kang	69 75 73 74	291 (+11)	6	\$55,000
T12	Aaron Rai	72 69 66 67	274 (-6)	--	\$143,625	T27	Shugo Imahira	65 69 71 72	277 (-3)	--	\$86,250	T61	Keegan Bradley	74 78 65 75	292 (+12)	5	\$53,500
T12	Patrick Cantlay	65 68 73 68	274 (-6)	59	\$143,625	39	Keith Mitchell	73 70 71 64	278 (-2)	19	\$76,000	T61	Max Homa	74 73 77 68	292 (+12)	5	\$53,500
T12	Cameron Smith	65 68 73 68	274 (-6)	59	\$143,625	T40	Jason Day	72 69 68 70	279 (-1)	17	\$74,000	63	Kevin Tway	76 77 74 70	297 (+17)	5	\$52,000
T12	Jordan Spieth	70 70 66 68	274 (-6)	59	\$143,625	T40	Sergio Garcia	69 71 70 69	279 (-1)	17	\$74,000						
T12	Patrick Reed	73 66 67 68	274 (-6)	59	\$143,625	T40	Adam Scott	70 68 74 67	279 (-1)	17	\$74,000						
T20	Haotong Li	69 69 67 70	275 (-5)	--	\$113,500	T43	Kevin Na	70 66 70 74	280 (E)	13	\$70,000						
T20	Dustin Johnson	69 69 69 68	275 (-5)	48	\$113,500	T43	Matt Kuchar	70 70 71 69	280 (E)	13	\$70,000						
T20	Nate Lashley	66 70 71 68	275 (-5)	48	\$113,500	T43	Hideki Matsuyama	65 71 72 72	280 (E)	13	\$70,000						
T20	Louis Oosthuizen	73 69 66 67	275 (-5)	48	\$113,500	T43	Justin Harding	72 70 64 74	280 (E)	--	\$70,000						

## Notes

With a score of 16-under 264, Brooks Koepka earned his first World Golf Championships victory and seventh career PGA TOUR title at the World Golf Championships-FedEx St. Jude Invitational. Koepka entered the final round trailing Rory McIlroy by one stroke before firing a bogey-free 65 to win by three.

With the victory, Brooks Koepka clinched top honors in the Wyndham Rewards Top 10 and became the first three-time winner of the season. He had never won three times in a season before 2018-19.

Having won the 2019 PGA Championship, Brooks Koepka became the fifth player to win a World Golf Championships title and a major in the same season, joining Tiger Woods (eight times), Geoff Ogilvy (2006), Rory McIlroy (2014) and Dustin Johnson (2016).

Brooks Koepka became the first player to win on the PGA TOUR entering the week at No. 1 in the FedExCup standings since Bryson DeChambeau at the 2018 Dell Technologies Championship.

Highlighted by a final-round 6-under 64, Webb Simpson finished solo-second to claim his best result on TOUR since winning THE PLAYERS Championship in 2018. It represented his second career top-five in a WGC and first since the 2013 WGC-Dell Technologies Match Play (T5).

Marc Leishman followed a third-round 7-under 63 with a 67 in the final round to claim third place, his second career solo-third at the event.

Entering the final round with a one-shot lead, Rory McIlroy shot a 1-over 71 to finish T4. McIlroy's third-round 62 tied the low score of the week. McIlroy and Brooks Koepka had never played together in the final round on the PGA TOUR prior to Sunday's final round.

Defending champion Justin Thomas finished T12 at 6-under 274. Dustin Johnson, who won the 2018 FedEx St. Jude Classic at TPC Southwind, tied three others for 20th.

**WEATHER: Thursday:** Mostly sunny. High of 84. Wind NE 6-12 mph. **Friday:** Mostly sunny. High of 87. Wind SSW 4-8 mph. **Saturday:** Partly cloudy. High of 89. Wind SSW 5-10 mph. **Sunday:** Partly cloudy. High of 90. Wind S 5-10 mph.

## Tournament Record: 259

Tiger Woods (2000)

## TPC Southwind: 62

Jon Rahm (2019), Rory McIlroy (2019)

## Other Course: 61

Hideki Matsuyama (2017) - Firestone CC (South), Sergio Garcia (2014) - Firestone CC (South), Tiger Woods (2013) - Firestone CC (South), Tiger Woods (2000) - Firestone CC (South)

## Tournament History

End Date	Purse	Winner	Score	Runner-Up	Earnings	Location (Par/Yards)
<b>World Golf Championships-FedEx St. Jude Invitational</b>						
7/28/19	\$10,250,000	Brooks Koepka	264 (-16)	Webb Simpson - 267 (-13)	\$1,745,000	TPC Southwind, Memphis, TN (70/ 7,237)
<b>World Golf Championships-Bridgestone Invitational</b>						
8/5/18	\$10,000,000	Justin Thomas	265 (-15)	Kyle Stanley - 269 (-11)	\$1,700,000	Firestone CC (South), Akron, OH (70/ 7,400)
8/6/17	\$9,750,000	Hideki Matsuyama	264 (-16)	Zach Johnson - 269 (-11)	\$1,660,000	Firestone CC (South), Akron, OH (70/ 7,400)
7/3/16	\$9,500,000	Dustin Johnson	274 (-6)	Scott Piercy - 275 (-5)	\$1,620,000	Firestone CC (South), Akron, OH (70/ 7,400)
8/9/15	\$9,250,000	Shane Lowry	269 (-11)	Bubba Watson - 271 (-9)	\$1,570,000	Firestone CC (South), Akron, OH (70/ 7,400)
8/3/14	\$9,000,000	Rory McIlroy	265 (-15)	Sergio Garcia - 267 (-13)	\$1,530,000	Firestone CC (South), Akron, OH (70/ 7,400)
8/4/13	\$8,750,000	Tiger Woods	265 (-15)	Henrik Stenson - 272 (-8) Keegan Bradley - 272 (-8)	\$1,500,000	Firestone CC (South), Akron, OH (70/ 7,400)
8/5/12	\$8,500,000	Keegan Bradley	267 (-13)	Steve Stricker - 268 (-12) Jim Furyk - 268 (-12)	\$1,400,000	Firestone CC (South), Akron, OH (70/ 7,400)
8/7/11	\$8,500,000	Adam Scott	263 (-17)	Luke Donald - 267 (-13) Rickie Fowler - 267 (-13)	\$1,400,000	Firestone CC (South), Akron, OH (70/ 7,400)
8/8/10	\$8,500,000	Hunter Mahan	268 (-12)	Ryan Palmer - 270 (-10)	\$1,400,000	Firestone CC (South), Akron, OH (70/ 7,400)
8/9/09	\$8,500,000	Tiger Woods	268 (-12)	Robert Allenby - 272 (-8) Padraig Harrington - 272 (-8)	\$1,400,000	Firestone CC (South), Akron, OH (70/ 7,400)
8/3/08	\$8,000,000	Vijay Singh	270 (-10)	Stuart Appleby - 271 (-9) Lee Westwood - 271 (-9)	\$1,350,000	Firestone CC (South), Akron, OH (70/ 7,400)
8/5/07	\$8,000,000	Tiger Woods	272 (-8)	Justin Rose - 280 Rory Sabbatini - 280	\$1,350,000	Firestone CC (South), Akron, OH (70/ 7,400)
8/27/06	\$7,500,000	Tiger Woods *	270 (-10)	Stewart Cink - 270 (-10)	\$1,300,000	Firestone CC (South), Akron, OH (70/ 7,360)
<b>World Golf Championships-NEC Invitational</b>						
8/21/05	\$7,500,000	Tiger Woods	274 (-6)	Chris DiMarco - 275 (-5)	\$1,300,000	Firestone CC (South), Akron, OH (70/ 7,360)
8/22/04	\$7,000,000	Stewart Cink	269 (-11)	Tiger Woods - 273 (-7) Rory Sabbatini - 273 (-7)	\$1,200,000	Firestone CC (South), Akron, OH (70/ 7,360)
8/24/03	\$6,000,000	Darren Clarke	268 (-12)	Jonathan Kaye - 272 (-8)	\$1,050,000	Firestone CC (South), Akron, OH (70/ 7,283)
8/25/02	\$5,500,000	Craig Parry	268 (-16)	Fred Funk - 272 (-12) Robert Allenby - 272 (-12)	\$1,000,000	Sahalee CC, Sammamish, WA (71/ 6,949)
8/26/01	\$5,000,000	Tiger Woods *	268 (-12)	Jim Furyk - 268 (-12)	\$1,000,000	Firestone CC (South), Akron, OH (70/ 7,139)
8/27/00	\$5,000,000	Tiger Woods	259 (-21)	Justin Leonard - 270 (-10) Phillip Price - 270 (-10)	\$1,000,000	Firestone GC (South), Akron, OH (70/ 7,139)
8/29/99	\$5,000,000	Tiger Woods	270 (-10)	Phil Mickelson - 271 (-9)	\$1,000,000	Firestone GC, Akron, OH (70/ 7,139)

\* indicates playoff

# Barracuda Championship

Reno, Nevada • July 25-28, 2019

Montreux G&CC

Par/Yards: 36-36--72 | 7,472



CHAMPIONSHIP

PGA TOUR event 41 of 49

FedExCup Points (first): 300

Purse: \$3,500,000



**Winner: Collin Morikawa**

FedExCup Points: 300

66-69-66-65 266 (-22) | \$630,000

## Leaders

### Round 1

1	David Lingmerth	+18
T2	Robert Streb	+13
T2	Tyrone Van Aswegen	+13
T2	Tom Hoge	+13
T2	<b>Collin Morikawa</b>	+13

### Round 2

1	Robert Streb	+25
2	George McNeill	+22
T3	Tom Hoge	+21
T5	John Chin	+20
T5	<b>Collin Morikawa</b>	+20
T5	Beau Hossler	+20
T3	Roger Sloan	+21
T5	David Lingmerth	+20

### Round 3

2	Robert Streb	+35
1	Troy Merritt	+37
3	<b>Collin Morikawa</b>	+33
4	John Chin	+31
5	Roger Sloan	+30

## Order of Finish (cut: 36 HOLES: 72 professionals and 1 amateur at +1 (145) or better.)

Position	Player	Scores	Total	FedExCup Points	Earnings
1	Collin Morikawa	+13 +7 +13 +14	+47	-	\$630,000
2	Troy Merritt	+7 +12 +18 +7	+44	165	\$378,000
T3	John Chin	+9 +11 +11 +9	+40	92.5	\$203,000
T3	Robert Streb	+13 +12 +10 +5	+40	92.5	\$203,000
5	Bronson Burgoon	+12 +2 +10 +15	+39	65	\$140,000
6	Tom Hoge	+13 +8 +7 +10	+38	60	\$126,000
T7	Charlie Danielson	+5 +12 +10 +10	+37	-	\$105,438
T7	Martin Laird	+5 +12 +11 +9	+37	47.5	\$105,438
T7	Ryan Palmer	+8 +7 +14 +8	+37	47.5	\$105,438
T7	Roger Sloan	+10 +11 +9 +7	+37	47.5	\$105,438
T11	Sebastian Muñoz	+4 +8 +9 +15	+36	37.5	\$87,500
12	Sepp Straka	+1 +14 +7 +13	+35	35	\$80,500
T13	George McNeill	+6 +16 +2 +10	+34	31.75	\$70,000
T13	Josh Teater	+10 +5 +10 +9	+34	31.75	\$70,000
T15	Jonathan Byrd	+10 +7 +12 +4	+33	30	\$59,500
T15	Russell Henley	+3 +9 +9 +12	+33	30	\$59,500
T15	Chris Stroud	+10 +8 +8 +7	+33	30	\$59,500
T18	Alex Cejka	+6 +9 +13 +4	+32	26.43	\$42,600
T18	Roberto Diaz	+5 +3 +8 +16	+32	26.43	\$42,600
T18	Emiliano Grillo	+8 +8 +10 +6	+32	26.43	\$42,600
T18	Kyle Jones	+5 +6 +7 +14	+32	26.43	\$42,600
T18	Cameron Tringale	+7 +7 +15 +3	+32	26.43	\$42,600
T18	Peter Uihlein	+3 +13 +9 +7	+32	26.43	\$42,600
T18	Chase Wright	+7 +4 +8 +13	+32	26.43	\$42,600
T25	Dominic Bozzelli	+9 -1 +11 +12	+31	19.75	\$26,717
T25	Billy Hurley III	0 +11 +7 +13	+31	19.75	\$26,717
T25	Andrea Pavan	+4 +9 +11 +7	+31	-	\$26,717
T25	Seamus Power	+11 +4 +11 +5	+31	19.75	\$26,717
T25	Brendon Todd	+8 +11 +11 +11	+31	19.75	\$26,717
T25	Johnson Wagner	+4 +4 +13 +10	+31	19.75	\$26,717
T31	Will Gordon	+11 +7 +11 +1	+30	-	\$21,219
T31	Martin Kaymer	+3 +7 +11 +9	+30	15.08	\$21,219
T31	Kyoung-Hoon Lee	+8 +7 +11 +4	+30	15.08	\$21,219
T31	Tom Lovelady	+9 +5 +9 +7	+30	15.08	\$21,219
T35	Brandon Harkins	+3 +11 +14 +1	+29	12.44	\$18,025
T35	Beau Hossler	+8 +12 +3 +6	+29	12.44	\$18,025
T35	Denny McCarthy	+5 +12 +8 +4	+29	12.44	\$18,025
38	Matt Every	+5 +9 +8 +6	+28	11.2	\$16,450
T39	John Rollins	+7 +4 +4 +12	+27	10.26	\$15,400
T39	Brendan Steele	+2 +13 +0 +12	+27	10.26	\$15,400
T41	Nicholas Lindheim	+8 +1 +15 +2	+26	8.4	\$13,300
T41	D.J. Trahan	+1 +12 +12 +1	+26	8.4	\$13,300
T41	Tyrone Van Aswegen	+13 -1 +13 +1	+26	8.4	\$13,300
T41	Rhys Werenski	+10 +7 +4 +5	+26	8.4	\$13,300
45	Sam Ryder	+3 +7 +6 +9	+25	6.84	\$11,550
T46	Wes Roach	+7 +4 +0 +13	+24	6.37	\$10,500
T46	J.J. Spaun	+3 +12 +4 +5	+24	6.37	\$10,500
T48	Jonas Blixt	+4 +7 +7 +5	+23	5.6	\$9,170
T48	David Lingmerth	+18 +2 -3 +6	+23	5.6	\$9,170
T48	Seth Reeves	+9 +7 +0 +7	+23	5.6	\$9,170
T51	Sangmoon Bae	+5 +7 +5 +5	+22	4.66	\$8,423
T51	Jim Herman	+5 +5 +5 +7	+22	4.66	\$8,423
T51	Andres Romero	+5 +3 +1 +13	+22	4.66	\$8,423
T54	Ryan Blaum	+5 +7 +7 +2	+21	3.71	\$8,015
T54	David Heam	+3 +7 +9 +2	+21	3.71	\$8,015
T54	Zack Sucher	+1 +14 +1 +5	+21	3.71	\$8,015
T54	Y.E. Yang	+12 +1 +3 +5	+21	3.71	\$8,015
58	Daniel Berger	+1 -8 -2 +13	+20	3.36	\$7,840
T59	Patrick Rodgers	+7 +3 +5 +4	+19	3.17	\$7,735
T59	Sam Saunders	+5 +10 +5 -1	+19	3.17	\$7,735
T61	Tommy Gainey	+9 +8 +5 -4	+18	2.86	\$7,560
T61	Bill Haas	+4 +4 +6 +4	+18	2.86	\$7,560
T61	Pat Perez	+4 +7 +1 +6	+18	2.86	\$7,560
64	Tyler Duncan	-2 +11 0 +8	+17	2.61	\$7,420
65	Adam Svensson	+6 +3 +3 +2	+14	2.48	\$7,350
66	Alistair Docherty	+5 +9 +5 -6	+13	-	\$7,280
T67	Robert Allenby	+5 +7 -2 +2	+12	2.17	\$7,175
T67	Harris English	0 +8 -2 +2	+12	2.17	\$7,175
69	John Daly	-2 +12 +4 -4	+10	1.99	\$7,070
70	Cody Gribble	+6 +3 -5 -4	+8	1.86	\$7,000
T71	Trent Phillips - a	+3 +6 0 -4	+5	-	\$6,860
T71	Omar Uresti	+2 +6 0 -3	+5	1.77	\$6,930
73	Chip McDaniel	-3 +12 -4 -3	+2	-	\$6,860
CUT	Charlie Beljan	+4 +3	+7	-	-
CUT	Chad Campbell	+1 +6	+7	-	-
CUT	Stephan Jaeger	+5 +2	+7	-	-
CUT	Parker McLachlin	+1 +6	+7	-	-
CUT	Ollie Osborne - a	+3 +4	+7	-	-
CUT	Alex Prugh	+4 +3	+7	-	-
CUT	Cameron Davis	-3 +9	+6	-	-
CUT	Derek Fathauer	+8 -2	+6	-	-
CUT	Tim Herron	+1 +5	+6	-	-
CUT	Andrew Landry	-6 +12	+6	-	-
CUT	Hank Lebioda	-2 +8	+6	-	-
CUT	Martin Piller	+1 +5	+6	-	-
CUT	Chris Thompson	-4 +10	+6	-	-
CUT	Arjun Atwal	+4 +1	+5	-	-
CUT	Ho Sung Choi	0 +5	+5	-	-
Position	Player	Scores	Total	FedExCup Points	Earnings
CUT	Scott Langley	+6 -1	+5	-	-
CUT	Jay McLuen	-1 +6	+5	-	-
CUT	John Merick	+5 0	+5	-	-
CUT	Taylor Montgomery	+4 +1	+5	-	-
CUT	Stuart L. Smith	+5 0	+5	-	-
CUT	Justin Suh	+2 +3	+5	-	-
CUT	Jason Bohn	+3 +1	+4	-	-
CUT	Joey Garber	-6 +10	+4	-	-
CUT	Padraig Harrington	+2 +2	+4	-	-
CUT	Ben Silverman	+3 +1	+4	-	-
CUT	Anders Albertson	0 +3	+3	-	-
CUT	Ricky Barnes	-3 +6	+3	-	-
CUT	J.J. Henry	-1 -4	+3	-	-
CUT	Rod Pamplung	0 +3	+3	-	-
CUT	Heath Slocum	-7 +10	+3	-	-
CUT	David Berganio, Jr.	+3 -1	+2	-	-
CUT	Brendon de Jonge	+4 -2	+2	-	-
CUT	Paul Goydos	+3 -1	+2	-	-
CUT	Curtis Luck	+4 -2	+2	-	-
CUT	John Senden	-3 +5	+2	-	-
CUT	Brian Davis	-2 +3	+1	-	-
CUT	Robert Garrigus	+2 -1	+1	-	-
CUT	Brady Schnell	+2 -1	+1	-	-
CUT	Eric Axley	0 0	0	-	-
CUT	Ryan Vermeer	+2 -2	0	-	-
CUT	Armando Favela	-2 +1	-1	-	-
CUT	Kramer Hickok	-3 -2	-1	-	-
CUT	Charlie Wi	0 -3	-3	-	-
CUT	Daniel Chopra	-5 -1	-4	-	-
CUT	Kelly Kraft	+1 -5	-4	-	-
CUT	Dylan Meyer	-3 -1	-4	-	-
CUT	Tyler Raber	-2 -3	-5	-	-
CUT	José de Jesús Rodríguez	+1 -7	-6	-	-
CUT	Cameron Beckman	-4 -3	-7	-	-
CUT	David Duval	-8 +1	-7	-	-
CUT	Mike Weir	-4 -3	-7	-	-
CUT	Frank Adams III	-8 -3	-11	-	-
CUT	Martin Trainer	-1 -18	-19	-	-
W/D	Julian Etulain	-4	-4	-	-
W/D	Jonathan Kaye	0	0	-	-
DQ	Mark Wilson	+6	+6	-	-
W/D	Jhonnatan Vegas	+8	+8	-	-
DQ	Will MacKenzie	0	-	-	-

## Notes

Collin Morikawa birdied four of his last five holes to earn his maiden PGA TOUR victory in sixth professional start at the Barracuda Championship. He became the first Special Temporary Member to win on TOUR since Shane Lowry at 2015 World Golf Championships-FedEx St. Jude Invitational.

The victory marked Collin Morikawa's third consecutive top-five finish on TOUR. He became the fourth player on the season to win in his ninth career start or earlier, joining Cameron Champ, Adam Long and Matthew Wolff.

Collin Morikawa became the fourth consecutive winner of the Barracuda Championship to earn his first career victory at the event.

54-hole leader Troy Merritt's runner-up finish marked his best result in three appearances at the event after missed cuts in 2011 and 2017. It also marked his fourth top-10 finish of the season, his first time reaching that mark in his career.

John Chin's T3 result was his first career top-10 on the PGA TOUR.

36-hole leader Robert Streb's T3 marked his best finish of the season. He entered the week with three missed cuts in his last four starts.

Playing on a sponsor exemption in his 10th TOUR start, Charlie Danielson (T7) added his second consecutive top-20 finish following a T15 at the 3M Open. The top-10 earned him a spot in the following week's Wyndham Championship.

Tommy Gainey (T61) holed a pitching wedge from 154 yards at No. 7 in the opening round for his first hole-in-one on the PGA TOUR.

With a five-point lead after a +18 score in round one, David Lingmerth became the first player to hold an 18-hole lead off five points or more since the tournament moved to the Modified Stableford scoring format in 2012. Lingmerth finished T48.

John Daly (T65) made his first cut on TOUR since the 2018 Corales Puntacana Resort & Club Championship.

Mark Wilson was disqualified before start of his final round for a breach of Rule 4.3 (use of equipment).

Weather delays during the first two rounds marked the first suspensions of play at the Barracuda Championship since 2017 (R4).

The Barracuda Bonus, a \$50,000 charitable donation given in the name of the player(s) who collects the most Modified Stableford points on the par-5 18th hole over the course of the four competitive rounds, was shared by three players, each with nine points-- Sebastian Munoz, Jim Herman and Will Gordon. One-half of the \$50,000 goes to a charity or charities in the Reno-Tahoe area while the other \$25,000 goes to charities of the players' choice.

**WEATHER: Thursday:** Partly cloudy. High of 89. Wind SSW 6-12 mph, with gusts to 18 mph. Play was suspended due to a thunderstorm at 5:10 p.m. and suspended for the day at 7:10 p.m. **Friday:** Partly cloudy. High of 84. Wind SW 5-10 mph. The first round resumed at 6:56 a.m. and was completed at 8:50 a.m. The second round began at 7:20 a.m., 30 minutes later than originally scheduled. Play was suspended due to inclement weather at 1:58 p.m. and suspended for the day at 5:05 p.m. A total of 0.96 inches of rain fell on **Friday** before suspension of play. **Saturday:** Mostly sunny. High of 87. Wind SSE at 5-10 mph. The second round resumed at 6:57 a.m. and was completed at 12:05 p.m. The third round began at 12:45 p.m. in threesomes off split tees and was completed at 8:05 p.m. **Sunday:** Partly cloudy. High of 90. Wind SW at 7-12 mph, with gusts to 20 mph.

## Tournament History

End Date	Purse	Winner	Score	Runner-Up	Earnings	Location (Par/Yards)
<b>Barracuda Championship</b>						
7/28/19	\$3,500,000	Collin Morikawa	266 (-22)	Troy Merritt - 270 (-18)	\$630,000	Montreux G&CC, Reno, NV (72/7,472)
8/5/18	\$3,400,000	Andrew Putnam	267 (-21)	Chad Campbell - 271 (-17)	\$612,000	Montreux G&CC, Reno, NV (72/7,472)
8/6/17	\$3,300,000	Chris Stroud *	272 (-16)	Greg Owen - 270 (-18) Richy Werenski - 271 (-17)	\$594,000	Montreux G&CC, Reno, NV (72/7,472)
7/3/16	\$3,200,000	Greg Chalmers	273 (-15)	Gary Woodland - 274 (-14)	\$576,000	Montreux G&CC, Reno, NV (72/7,472)
8/9/15	\$3,100,000	J.J. Henry *	268 (-20)	Kyle Reifers - 271 (-17)	\$558,000	Montreux G&CC, Reno, NV (72/7,472)
8/3/14	\$3,000,000	Geoff Ogilvy	267 (-21)	Justin Hicks - 270 (-18)	\$540,000	Montreux G&CC, Reno, NV (72/7,472)
<b>Reno-Tahoe Open</b>						
8/4/13	\$3,000,000	Gary Woodland	269 (-19)	Jonathan Byrd - 276 (-12) Andres Romero - 276 (-12)	\$540,000	Montreux G&CC, Reno, NV (72/7,472)
8/5/12	\$3,000,000	J.J. Henry	271 (-17)	Alexandre Rocha - 271 (-17)	\$540,000	Montreux G&CC, Reno, NV (72/7,472)
8/7/11	\$3,000,000	Scott Piercy	273 (-15)	Pat Perez - 274 (-14)	\$540,000	Montreux G&CC, Reno, NV (72/7,472)
7/18/10	\$3,000,000	Matt Bettencourt	277 (-11)	Bob Heintz - 278 (-10)	\$540,000	Montreux G&CC, Reno, NV (72/7,472)
<b>Legends Reno-Tahoe Open</b>						
8/9/09	\$3,000,000	John Rollins	271 (-17)	Jeff Quinney - 274 (-14) Martin Laird - 274 (-14)	\$540,000	Montreux G&CC, Reno, NV (72/7,472)
8/3/08	\$3,000,000	Parker McLachlin	270 (-18)	Brian Davis - 277 (-11) John Rollins - 277 (-11)	\$540,000	Montreux G&CC, Reno, NV (72/7,472)
<b>Reno-Tahoe Open</b>						
8/5/07	\$3,000,000	Steve Flesch	273 (-15)	Charles Warren - 278 (-10) Kevin Stadler - 278 (-10)	\$540,000	Montreux G&CC, Reno, NV (72/7,472)
8/27/06	\$3,000,000	Will MacKenzie	268 (-20)	Bob Estes - 269 (-19)	\$540,000	Montreux G&CC, Reno, NV (72/7,472)
8/21/05	\$3,000,000	Vaughn Taylor	267 (-21)	Jonathan Kaye - 270 (-18)	\$540,000	Montreux G&CC, Reno, NV (72/7,472)
8/22/04	\$3,000,000	Vaughn Taylor *	278 (-10)	Scott McCarron - 278 (-10) Steve Allan - 278 (-10) Hunter Mahan - 278 (-10)	\$540,000	Montreux G&CC, Reno, NV (72/7,472)
8/24/03	\$3,000,000	Kirk Triplett	271 (-17)	Tim Herron - 274 (-14)	\$540,000	Montreux G&CC, Reno, NV (72/7,472)
8/25/02	\$3,000,000	Chris Riley *	271 (-17)	Jonathan Kaye - 271 (-17)	\$540,000	Montreux G&CC, Reno, NV (72/7,472)
8/26/01	\$3,000,000	John Cook	271 (-17)	Jerry Kelly - 272 (-16)	\$540,000	Montreux G&CC, Reno, NV (72/7,552)
8/27/00	\$3,000,000	Scott Verplank *	275 (-13)	Jean Van de Velde - 275 (-13)	\$540,000	Montreux G&CC, Reno, NV (72/7,552)
8/29/99	\$2,750,000	Notah Begay III	274 (-14)	Chris Perry - 277 (-11) David Toms - 277 (-11)	\$495,000	Montreux G&CC, Reno, NV (72/7,552)

\* indicates playoff

# John Deere Classic

Silvis, Illinois • July 11-14, 2019

TPC Deere Run

Par/Yards: 35-36--71 | 7,268



PGA TOUR event 42 of 49

FedExCup Points (first): 500

Purse: \$6,000,000



**Winner: Dylan Frittelli**

FedExCup Points: 500

66-68-65-64 263 (-21) | \$1,080,000

## Leaders

### Round 1

Roberto Diaz	62 (-9)
Russell Henley	64 (-7)
Adam Long	64 (-7)
Ryan Palmer	65 (-6)
Vaughn Taylor	65 (-6)
Martin Laird	65 (-6)
Ryan Blaum	65 (-6)
Andrew Landry	65 (-6)
Zack Sucher	65 (-6)
<b>Dylan Frittelli</b>	66 (-5)

### Round 2

Jhonattan Vegas	129 (-13)
Andrew Landry	130 (-12)
Lucas Glover	131 (-11)
Cameron Tringale	132 (-10)
Russell Henley	132 (-10)
Harold Varner III	132 (-10)
Daniel Berger	132 (-10)
Adam Schenk	132 (-10)
<b>Dylan Frittelli</b>	134 (-8)

### Round 3

Andrew Landry	197 (-16)
Cameron Tringale	197 (-16)
Bill Haas	198 (-15)
Adam Schenk	198 (-15)
Vaughn Taylor	199 (-14)
Ryan Moore	199 (-14)
Nick Watney	199 (-14)
<b>Dylan Frittelli</b>	199 (-14)

## Order of Finish (cut: 36 HOLES: 80 professionals at -3 (139) or better. 54 HOLES: 70 professionals at -4 (209) or better.)

Pos	Player	Scores	Total	FedExCup Points	Earnings	Pos	Player	Scores	Total	FedExCup Points	Earnings	Pos	Player	Scores	Total	FedExCup Points	Earnings
1	Dylan Frittelli	66 68 65 64	263 (-21)	500	\$1,080,000	T53	Adam Long	64 73 72 67	276 (-8)	7	\$13,960	CUT	Parker McLachlin	70 72	142 (E)	--	--
2	Russell Henley	64 68 72 61	265 (-19)	300	\$648,000	T53	Cameron Davis	66 70 70 70	276 (-8)	7	\$13,960	CUT	David Heam	69 73	142 (E)	--	--
3	Andrew Landry	65 65 67 69	266 (-18)	190	\$408,000	T56	Peter Malnati	67 68 71 71	277 (-7)	5	\$13,440	CUT	Chad Collins	69 73	142 (E)	--	--
T4	Chris Stroud	68 66 66 67	267 (-17)	123	\$264,000	T56	Zack Sucher	65 74 70 68	277 (-7)	5	\$13,440	CUT	Tyrone Van Aswegen	71 71	142 (E)	--	--
T4	Collin Morikawa	70 66 65 66	267 (-17)	--	\$264,000	T56	Tom Lovelady	71 68 70 68	277 (-7)	5	\$13,440	CUT	José de Jesús Rodríguez	71 71	142 (E)	--	--
T6	Charles Howell III	68 70 65 65	268 (-16)	89	\$194,250	T56	Luke Donald	68 68 70 71	277 (-7)	5	\$13,440	CUT	Kyung-Hoon Lee	71 71	142 (E)	--	--
T6	Vaughn Taylor	65 68 66 69	268 (-16)	89	\$194,250	T56	Ryan Blaum	65 73 69 70	277 (-7)	5	\$13,440	CUT	Danny Lee	72 70	142 (E)	--	--
T6	Nick Watney	68 67 64 69	268 (-16)	89	\$194,250	T61	Seamus Power	69 65 75 69	278 (-6)	5	\$13,020	CUT	Andres Romero	67 75	142 (E)	--	--
T6	Adam Schenk	67 65 66 70	268 (-16)	89	\$194,250	T61	J.J. Henry	69 68 71 70	278 (-6)	5	\$13,020	CUT	Ben Silverman	71 71	142 (E)	--	--
T10	Joaquin Niemann	66 69 69 65	269 (-15)	64	\$133,000	T63	Stewart Cink	68 66 73 72	279 (-5)	4	\$12,720	CUT	Hank Lebioda	71 71	142 (E)	--	--
T10	Roger Sloan	68 65 67 69	269 (-15)	64	\$133,000	T63	Billy Hurley III	72 67 67 73	279 (-5)	4	\$12,720	CUT	J.T. Poston	71 71	142 (E)	--	--
T10	Wes Roach	69 67 66 67	269 (-15)	64	\$133,000	T63	Whee Kim	68 70 70 71	279 (-5)	4	\$12,720	CUT	Kyle Jones	70 72	142 (E)	--	--
T10	Bill Haas	66 68 64 71	269 (-15)	64	\$133,000	66	Kelly Kraft	70 67 71 72	280 (-4)	4	\$12,480	CUT	Carlos Ortiz	69 73	142 (E)	--	--
T10	Sam Saunders	68 69 67 65	269 (-15)	64	\$133,000	T67	Austin Cook	66 72 71 72	281 (-3)	3	\$12,240	CUT	Trey Mullinax	74 69	143 (+1)	--	--
T10	Lucas Glover	67 64 69 69	269 (-15)	64	\$133,000	T67	Derek Fathauer	70 69 70 72	281 (-3)	3	\$12,240	CUT	Martin Trainer	77 66	143 (+1)	--	--
T16	Viktor Hovland	69 69 68 64	270 (-14)	--	\$99,000	T67	Josh Teater	70 69 70 72	281 (-3)	3	\$12,240	CUT	Troy Merritt	73 70	143 (+1)	--	--
T16	Cameron Tringale	66 66 65 73	270 (-14)	52	\$99,000	70	John Senden	67 71 71 74	283 (-1)	3	\$12,000	CUT	Ho Sung Choi	70 73	143 (+1)	--	--
T18	Bud Cauley	67 67 68 69	271 (-13)	42	\$70,500	T71	Ted Potter, Jr.	66 71 73	210 (-3)	3	\$11,760	CUT	Justin Suh	70 73	143 (+1)	--	--
T18	Sam Ryder	67 67 69 68	271 (-13)	42	\$70,500	T71	Martin Piller	70 69 71	210 (-3)	3	\$11,760	CUT	Daniel Chopra	70 73	143 (+1)	--	--
T18	Ryan Palmer	65 71 68 67	271 (-13)	42	\$70,500	T71	Wyndham Clark	68 71 71	210 (-3)	3	\$11,760	CUT	Tim Herron	73 70	143 (+1)	--	--
T18	Adam Svensson	70 65 68 68	271 (-13)	42	\$70,500	T74	Joey Garber	69 70 72	211 (-2)	2	\$11,280	CUT	John Catlin	70 74	144 (+2)	--	--
T18	Kyle Stanley	68 66 68 69	271 (-13)	42	\$70,500	T74	Seth Reeves	71 68 72	211 (-2)	2	\$11,280	CUT	Jonathan Byrd	70 74	144 (+2)	--	--
T18	Scott Stallings	69 67 66 69	271 (-13)	42	\$70,500	T74	Roberto Diaz	62 73 76	211 (-2)	2	\$11,280	CUT	Robert Garrigus	72 72	144 (+2)	--	--
T18	Brendon Todd	66 71 67 67	271 (-13)	42	\$70,500	T74	Talor Gooch	69 69 73	211 (-2)	2	\$11,280	CUT	Boo Weekley	71 73	144 (+2)	--	--
T18	Ryan Moore	67 67 65 72	271 (-13)	42	\$70,500	T74	Dicky Pride	71 68 72	211 (-2)	2	\$11,280	CUT	Brian Stuard	71 73	144 (+2)	--	--
T26	Nate Lashley	67 71 65 69	272 (-12)	30	\$42,600	79	Anders Albertson	72 66 74	212 (-1)	2	\$10,920	CUT	Fabían Gómez	74 70	144 (+2)	--	--
T26	Brian Harman	67 67 71 67	272 (-12)	30	\$42,600	80	Chad Campbell	67 72 74	213 (E)	2	\$10,800	CUT	Tom Hoge	72 72	144 (+2)	--	--
T26	Roberto Castro	68 68 69 67	272 (-12)	30	\$42,600	CUT	Will Claxton	71 69	140 (-2)	--	--	CUT	David Lingmerth	73 72	145 (+3)	--	--
T26	Sungjae Im	68 67 67 70	272 (-12)	30	\$42,600	CUT	Julián Etulain	71 69	140 (-2)	--	--	CUT	Michael Kim	73 72	145 (+3)	--	--
T26	Beau Hossler	67 68 70 67	272 (-12)	30	\$42,600	CUT	Chris Thompson	71 69	140 (-2)	--	--	CUT	Smylie Kaufman	71 74	145 (+3)	--	--
T26	Tyler Duncan	69 69 71 63	272 (-12)	30	\$42,600	CUT	Brady Schnell	72 68	140 (-2)	--	--	CUT	Kramer Hickok	71 74	145 (+3)	--	--
T26	Sepp Straka	70 67 64 71	272 (-12)	30	\$42,600	CUT	Nicholas Lindheim	68 72	140 (-2)	--	--	CUT	Brian Davis	73 72	145 (+3)	--	--
T33	Daniel Berger	66 66 72 69	273 (-11)	22	\$33,150	CUT	Jason Dufner	71 69	140 (-2)	--	--	CUT	Steve Allan	69 77	146 (+4)	--	--
T33	Shawn Stefani	70 69 67 67	273 (-11)	22	\$33,150	CUT	Kevin Tway	72 68	140 (-2)	--	--	CUT	Ricky Barnes	75 71	146 (+4)	--	--
T33	Freddie Jacobson	67 70 69 67	273 (-11)	22	\$33,150	CUT	Alex Prugh	69 71	140 (-2)	--	--	CUT	Hunter Mahan	69 77	146 (+4)	--	--
T33	Nick Taylor	67 69 66 71	273 (-11)	22	\$33,150	CUT	Matt Every	69 71	140 (-2)	--	--	CUT	Cameron Champ	71 75	146 (+4)	--	--
T37	Pat Perez	69 69 68 68	274 (-10)	15	\$24,000	CUT	Cody Gribble	71 69	140 (-2)	--	--	CUT	Joel Dahmen	73 74	147 (+5)	--	--
T37	Martin Laird	65 69 70 70	274 (-10)	15	\$24,000	CUT	Robert Streb	71 69	140 (-2)	--	--	CUT	Curtis Luck	74 73	147 (+5)	--	--
T37	Johnson Wagner	68 68 73 65	274 (-10)	15	\$24,000	CUT	John Chin	70 70	140 (-2)	--	--	CUT	Darin Fisher	73 74	147 (+5)	--	--
T37	Jhonattan Vegas	67 62 76 69	274 (-10)	15	\$24,000	CUT	Mackenzie Hughes	70 70	140 (-2)	--	--	CUT	Austin Connolly	72 76	148 (+6)	--	--
T37	Michael Thompson	71 67 68 68	274 (-10)	15	\$24,000	CUT	Denny McCarthy	66 74	140 (-2)	--	--	CUT	Kris Blanks	76 72	148 (+6)	--	--
T37	Brice Garnett	67 67 70 70	274 (-10)	15	\$24,000	CUT	Chase Wright	75 66	141 (-1)	--	--	CUT	Satoshi Kodaira	75 73	148 (+6)	--	--
T37	Doc Redman	69 65 72 68	274 (-10)	--	\$24,000	CUT	Dominic Bozzelli	69 72	141 (-1)	--	--	CUT	Sam Burns	75 73	148 (+6)	--	--
T37	Matthew Wolff	67 71 67 69	274 (-10)	15	\$24,000	CUT	George McNeill	67 74	141 (-1)	--	--	CUT	Dylan Meyer	72 76	148 (+6)	--	--
T37	Zach Johnson	72 67 69 66	274 (-10)	15	\$24,000	CUT	Scott Brown	70 71	141 (-1)	--	--	CUT	Robert Allenby	76 73	149 (+7)	--	--
T37	Sebastián Muñoz	70 68 64 72	274 (-10)	15	\$24,000	CUT	Matt Jones	71 70	141 (-1)	--	--	CUT	Charlie Beljan	75 75	150 (+8)	--	--
T47	Ollie Schniederjans	67 70 70 68	275 (-9)	9	\$15,620	CUT	Jim Herman	70 71	141 (-1)	--	--	CUT	Scott Langley	76 75	151 (+9)	--	--
T47	Richy Werenski	69 69 68 69	275 (-9)	9	\$15,620	CUT	Alex Cejka	69 72	141 (-1)	--	--	CUT	Chris Couch	78 76	154 (+12)	--	--
T47	Brandon Harkins	67 70 70 68	275 (-9)	9	\$15,620	CUT	Arjun Atwal	69 72	141 (-1)	--	--	DQ	Peter Uihlein	70	70 (-1)	--	--
T47	Bronson Burgoon	69 65 73 68	275 (-9)	9	\$15,620	CUT	Ryan Armour	73 69	142 (E)	--	--						
T47	Anirban Lahiri	74 65 68 68	275 (-9)	9	\$15,620	CUT	Austen Truflow	71 71	142 (E)	--	--						
T47	Sangmoon Bae	67 71 67 70	275 (-9)	9	\$15,620	CUT	D.J. Trahan	72 70	142 (E)	--	--						
T53	Harold Varner III	67 65 76 68	276 (-8)	7	\$13,960	CUT	Ryan Vermeer	71 71	142 (E)	--	--						

## Notes

Dylan Frittelli earned his first PGA TOUR victory at the John Deere Classic, firing a bogey-free 64 in the final round to win by two strokes over Russell Henley. The victory came in his 33rd TOUR start at the age 29 years, 1 month, 9 days.

Dylan Frittelli became the third consecutive John Deere Classic winner to pick up his first career victory at the event and the 10th since 2000.

With scores of 66-68-65-64—263(-21), Dylan Frittelli made just one bogey for the week, becoming the first winner since Brandt Snedeker at the 2015 AT&T Pebble Beach Pro-Am to make one bogey over 72 holes.

With the win, Dylan Frittelli earned the final spot in the The Open Championship at Royal Portrush.

Russell Henley shot a final-round 61 to earn a runner-up, his best finish since winning the 2017 Houston Open. The 61 represented the first sub-62 score of his career and first in the final round by any player in the history of the John Deere Classic. Henley led the field in Birdies with 28.

Special Temporary Member Collin Morikawa made two eagles in the final round (par-5 second, par-5 17th) to close with a 66 and finish T4. It represented his second top-five in his seventh career PGA TOUR start.

Joaquin Niemann made four eagles on the week, doing so in a single event for the second time on the season (other: Shriners Hospitals for Children Open). Only Sungjae Im (4/RBC Canadian Open) made four or more eagles at an event in that span.

After a firing a 62 to hold a two-stroke 18-hole lead, Roberto Diaz carded scores of 73-76 and missed the 54-hole cut.

**WEATHER: Thursday:** Partly cloudy. High of 83. Wind N 8-15 mph. **Friday:** Mostly sunny. High of 87. Wind S 10-15 mph. **Saturday:** Mostly sunny. High of 90. Wind SW 6-12 mph. **Sunday:** Partly cloudy. High of 92. Wind S/SSW 6-12 mph.

## Tournament Record: 257

Michael Kim (2018)

TPC Deere Run: 59

Paul Goydos (2010)

## Tournament History

End Date	Purse	Winner	Score	Runner-Up	Earnings	Location (Par/Yards)
<b>John Deere Classic</b>						
7/14/19	\$6,000,000	Dylan Frittelli	263 (-21)	Russell Henley - 265 (-19)	\$1,080,000	TPC Deere Run, Silvis, IL (71/7,268)
7/15/18	\$5,800,000	Michael Kim	257 (-27)	Francesco Molinari - 265 (-19) Bronson Burgoon - 265 (-19) Joel Dahmen - 265 (-19) Sam Ryder - 265 (-19)	\$1,044,000	TPC Deere Run, Silvis, IL (71/7,268)
7/16/17	\$5,600,000	Bryson DeChambeau	266 (-18)	Patrick Rodgers - 267 (-17)	\$1,008,000	TPC Deere Run, Silvis, IL (71/7,268)
8/14/16	\$4,800,000	Ryan Moore	262 (-22)	Ben Martin - 264 (-20)	\$864,000	TPC Deere Run, Silvis, IL (71/7,268)
7/12/15	\$4,700,000	Jordan Spieth *	264 (-20)	Tom Gillis - 264 (-20)	\$846,000	TPC Deere Run, Silvis, IL (71/7,268)
7/13/14	\$4,700,000	Brian Harman	262 (-22)	Zach Johnson - 263 (-21)	\$846,000	TPC Deere Run, Silvis, IL (71/7,268)
7/14/13	\$4,600,000	Jordan Spieth *	265 (-19)	Zach Johnson - 265 (-19) David Hearn - 265 (-19)	\$828,000	TPC Deere Run, Silvis, IL (71/7,268)
7/15/12	\$4,600,000	Zach Johnson *	264 (-20)	Troy Matteson - 264 (-20)	\$828,000	TPC Deere Run, Silvis, IL (71/7,268)
7/10/11	\$4,500,000	Steve Stricker	262 (-22)	Kyle Stanley - 263 (-21)	\$810,000	TPC Deere Run, Silvis, IL (71/7,268)
7/11/10	\$4,400,000	Steve Stricker	258 (-26)	Paul Goydos - 260 (-24)	\$792,000	TPC Deere Run, Silvis, IL (71/7,268)
7/12/09	\$4,300,000	Steve Stricker	264 (-20)	Brett Quigley - 267 (-17) Zach Johnson - 267 (-17) Brandt Snedeker - 267 (-17)	\$774,000	TPC Deere Run, Silvis, IL (71/7,268)
7/13/08	\$4,200,000	Kenny Perry *	268 (-16)	Jay Williamson - 268 (-16) Brad Adamonis - 268 (-16)	\$756,000	TPC Deere Run, Silvis, IL (71/7,268)
7/15/07	\$4,100,000	Jonathan Byrd	266 (-18)	Tim Clark - 267 (-17)	\$738,000	TPC Deere Run, Silvis, IL (71/7,268)
7/16/06	\$4,000,000	John Senden	265 (-19)	J.P. Hayes - 266 (-18)	\$720,000	TPC Deere Run, Silvis, IL (71/7,193)
7/10/05	\$4,000,000	Sean O'Hair	268 (-16)	Robert Damron - 269 (-15) Hank Kuehne - 269 (-15)	\$720,000	TPC Deere Run, Silvis, IL (71/7,193)
7/11/04	\$3,800,000	Mark Hensby *	268 (-16)	John Morgan - 268 (-16)	\$684,000	TPC Deere Run, Silvis, IL (71/7,193)
9/14/03	\$3,500,000	Vijay Singh	268 (-16)	J.L. Lewis - 272 (-12) Chris Riley - 272 (-12) Jonathan Byrd - 272 (-12)	\$630,000	TPC Deere Run, Silvis, IL (71/7,183)
7/28/02	\$3,000,000	J.P. Hayes	262 (-22)	Robert Gamez - 266 (-18)	\$540,000	TPC Deere Run, Silvis, IL (71/7,183)
7/29/01	\$2,800,000	David Gossett	265 (-19)	Briny Baird - 266 (-18)	\$504,000	TPC Deere Run, Silvis, IL (71/7,183)
7/30/00	\$2,600,000	Michael Clark II *	265 (-19)	Kirk Triplett - 265 (-19)	\$468,000	TPC Deere Run, Silvis, IL (71/7,183)
7/25/99	\$2,000,000	J.L. Lewis *	261 (-19)	Mike Brisky - 261 (-19)	\$360,000	Oakwood CC, Coal Valley, IL (70/6,762)
<b>Quad City Classic</b>						
7/12/98	\$1,550,000	Steve Jones	263 (-17)	Scott Gump - 264 (-16)	\$279,000	Oakwood CC, Coal Valley, IL (70/6,762)
7/13/97	\$1,350,000	David Toms	265 (-15)	Brandel Chamblee - 268 (-12) Robert Gamez - 268 (-12) Jimmy Johnston - 268 (-12)	\$243,000	Oakwood CC, Coal Valley, IL (70/6,762)
9/15/96	\$1,200,000	Ed Fiori	268 (-12)	Andrew Magee - 270 (-10)	\$216,000	Oakwood CC, Coal Valley, IL (70/6,762)
9/24/95	\$1,000,000	D.A. Weibring	197 (-13)	Jonathan Kaye - 198 (-12)	\$180,000	Oakwood CC, Coal Valley, IL (70/6,755)
<b>Hardee's Golf Classic</b>						
9/25/94	\$1,000,000	Mark McCumber	265 (-15)	Kenny Perry - 266 (-14)	\$180,000	Oakwood CC, Coal Valley, IL (70/6,755)
9/19/93	\$1,000,000	David Frost	259 (-21)	Payne Stewart - 266 (-14) D.A. Weibring - 266 (-14)	\$180,000	Oakwood CC, Coal Valley, IL (70/6,755)
9/20/92	\$1,000,000	David Frost	266 (-14)	Tom Lehman - 269 (-11) Loren Roberts - 269 (-11)	\$180,000	Oakwood CC, Coal Valley, IL (70/6,751)
9/15/91	\$1,000,000	D.A. Weibring	267 (-13)	Paul Azinger - 268 (-12) Peter Jacobsen - 268 (-12)	\$180,000	Oakwood CC, Coal Valley, IL (70/6,751)
9/9/90	\$1,000,000	Joey Sindelar *	268 (-12)	Willie Wood - 268 (-12)	\$180,000	Oakwood CC, Coal Valley, IL (70/6,751)
7/23/89	\$700,000	Curt Byrum	268 (-12)	Bill Britton - 269 (-11) Brian Tennyson - 269 (-11)	\$126,000	Oakwood CC, Coal Valley, IL (70/6,606)
7/17/88	\$600,000	Blaine McCallister	261 (-19)	Dan Forsman - 264 (-16)	\$108,000	Oakwood CC, Coal Valley, IL (70/6,606)
7/19/87	\$500,000	Kenny Knox	265 (-15)	Gil Morgan - 266 (-14)	\$90,000	Oakwood CC, Coal Valley, IL (70/6,606)
7/20/86	\$400,000	Mark Wiebe	268 (-12)	Curt Byrum - 269 (-11)	\$72,000	Oakwood CC, Coal Valley, IL (70/6,602)
<b>Lite Quad Cities Open</b>						
7/21/85	\$300,000	Dan Forsman	267 (-13)	Bob Tway - 268 (-12)	\$54,000	Oakwood CC, Coal Valley, IL (70/6,602)
<b>Miller High Life QCO</b>						
7/22/84	\$200,000	Scott Hoch	266 (-14)	George Archer - 271 (-9) Vance Heafner - 271 (-9) Dave Stockton - 271 (-9)	\$36,000	Oakwood CC, Coal Valley, IL (70/6,602)
7/17/83	\$200,000	Danny Edwards *	266 (-14)	Morris Hatafsky - 266 (-14)	\$36,000	Oakwood CC, Coal Valley, IL (70/6,602)
7/18/82	\$200,000	Payne Stewart	268 (-12)	Brad Bryant - 270 (-10) Pat McGowan - 270 (-10)	\$36,000	Oakwood CC, Coal Valley, IL (70/6,602)
<b>Quad Cities Open</b>						
7/19/81	\$200,000	Dave Barr *	270 (-10)	Woody Blackburn - 270 (-10) Frank Conner - 270 (-10) Dan Haldorson - 270 (-10) Victor Regalado - 270 (-10)	\$36,000	Oakwood CC, Coal Valley, IL (70/6,602)
7/20/80	\$200,000	Scott Hoch	266 (-14)	Curtis Strange - 269 (-11)	\$36,000	Oakwood CC, Coal Valley, IL (70/6,602)
<b>Ed McMahon-Jaycees Quad Cities Open</b>						
7/22/79	\$200,000	D.A. Weibring	266 (-14)	Calvin Peete - 268 (-12)	\$36,000	Oakwood CC, Coal Valley, IL (70/6,602)
7/16/78	\$150,000	Victor Regalado	269 (-11)	Fred Marti - 270 (-10)	\$30,000	Oakwood CC, Coal Valley, IL (70/6,602)
7/10/77	\$125,000	Mike Morley	267 (-13)	Bob Murphy - 269 (-11) Victor Regalado - 269 (-11)	\$25,000	Oakwood CC, Coal Valley, IL (70/6,602)
7/11/76	\$100,000	John Lister	268 (-12)	Fuzzy Zoeller - 270 (-10)	\$20,000	Oakwood CC, Coal Valley, IL (70/6,602)
7/13/75	\$75,000	Roger Maltbie	275 (-5)	Dave Eichelberger - 276 (-4)	\$15,000	Oakwood CC, Coal Valley, IL (70/6,602)
<b>Quad Cities Open</b>						
7/14/74	\$100,000	Dave Stockton	271 (-13)	Bruce Fleisher - 272 (-12)	\$20,000	Crow Valley CC, Bettendorf, IA (71/6,501)
9/30/73	\$100,000	Sam Adams	268 (-16)	Dwight Nevil - 271 (-13) Kermit Zarley - 271 (-13)	\$20,000	Crow Valley CC, Bettendorf, IA (71/6,501)
10/1/72	\$100,000	Deane Beman	279 (-5)	Tom Watson - 280 (-4)	\$20,000	Crow Valley CC, Bettendorf, IA (71/6,501)
9/19/71	\$25,000	Deane Beman	277 (-7)	Dow Finsterwald - 279 (-5)	\$5,000	Crow Valley CC, Bettendorf, IA (71/6,501)


\* indicates playoff

# The Open Championship

Portrush, Northern Ireland • July 18-21, 2019

Royal Portrush Golf Club

Par/Yards: 36-35--71 | 7,344



**Winner: Shane Lowry**

**FedExCup Points:** 600

67-67-63-72 269 (-15) | \$1,935,000

## Leaders

### Round 1

J.B. Holmes	66 (-5)
<b>Shane Lowry</b>	67 (-4)
13 tied at position	68 (-3)

### Round 2

J.B. Holmes	134 (-8)
<b>Shane Lowry</b>	134 (-8)
Lee Westwood	135 (-7)
Tommy Fleetwood	135 (-7)
Justin Rose	136 (-6)
Justin Harding	136 (-6)
Cameron Smith	136 (-6)

### Round 3

<b>Shane Lowry</b>	197 (-16)
Tommy Fleetwood	201 (-12)
J.B. Holmes	203 (-10)
Justin Rose	204 (-9)
Brooks Koepka	204 (-9)

## Order of Finish (cut: 36 HOLES: 73 professionals at +1 (143) or better.)

Pos	Player	Scores	Total	FedExCup Points	Earnings	Pos	Player	Scores	Total	FedExCup Points	Earnings	Pos	Player	Scores	Total	FedExCup Points	Earnings
1	Shane Lowry	67 67 63 72	269 (-15)	600	\$1,935,000	T51	Shubhankar Sharma	70 72 77 68	287 (+3)	--	\$28,317	CUT	Paul Lawrie	75 72	147 (+5)	--	--
2	Tommy Fleetwood	68 67 66 74	275 (-9)	330	\$1,120,000	T51	Matt Wallace	73 70 72 72	287 (+3)	--	\$28,317	CUT	Mikumu Horikawa	71 76	147 (+5)	--	--
3	Tony Finau	68 70 68 71	277 (-7)	210	\$718,000	T57	Ashton Turner	69 74 77 68	288 (+4)	--	\$26,467	CUT	Alexander Björk	77 70	147 (+5)	--	--
T4	Lee Westwood	68 67 70 73	278 (-6)	--	\$503,500	T57	Paul Casey	72 70 73 73	288 (+4)	6	\$26,467	CUT	Jake McLeod	76 71	147 (+5)	--	--
T4	Brooks Koepka	68 69 67 74	278 (-6)	135	\$503,500	T57	Graeme McDowell	73 70 68 77	288 (+4)	6	\$26,467	CUT	Joaquin Niemann	76 71	147 (+5)	--	--
T6	Robert MacIntyre	68 72 71 68	279 (-5)	--	\$313,000	T57	Kevin Streelman	77 65 74 72	288 (+4)	6	\$26,467	CUT	Jazz Janewattananond	74 73	147 (+5)	--	--
T6	Rickie Fowler	70 69 66 74	279 (-5)	98	\$313,000	T57	Thorbjørn Olesen	72 68 77 71	288 (+4)	--	\$26,467	CUT	Brandon Stone	72 75	147 (+5)	--	--
T6	Danny Willett	74 67 65 73	279 (-5)	98	\$313,000	T57	Adam Hadwin	74 69 72 73	288 (+4)	6	\$26,467	CUT (A)	Matthias Schmid	76 71	147 (+5)	--	--
T6	Tyrell Hatton	68 71 71 69	279 (-5)	98	\$313,000	T63	Paul Waring	75 68 75 71	289 (+5)	--	\$25,800	CUT	Bryson DeChambeau	74 73	147 (+5)	--	--
10	Patrick Reed	71 67 71 71	280 (-4)	82	\$223,000	T63	Mikko Korhonen	72 69 71 77	289 (+5)	--	\$25,800	CUT	Isidro Benitez	75 72	147 (+5)	--	--
T11	Justin Thomas	71 70 68 72	281 (-3)	68	\$171,700	T63	Jim Furyk	73 68 75 73	289 (+5)	5	\$25,800	CUT	Zander Lombard	71 77	148 (+6)	--	--
T11	Francesco Molinari	74 69 72 66	281 (-3)	68	\$171,700	T63	Romain Langasque	69 72 70 78	289 (+5)	--	\$25,800	CUT	Corey Connors	72 76	148 (+6)	--	--
T11	Alex Noren	68 71 68 74	281 (-3)	68	\$171,700	T67	Sergio Garcia	68 73 71 78	290 (+6)	4	\$25,088	CUT	Joel Dahmen	76 72	148 (+6)	--	--
T11	Tom Lewis	75 68 68 70	281 (-3)	--	\$171,700	T67	J.B. Holmes	66 68 69 87	290 (+6)	4	\$25,088	CUT	Gunn Charoenkul	72 76	148 (+6)	--	--
T11	Jon Rahm	68 70 68 75	281 (-3)	68	\$171,700	T67	Yusuke Asaji	72 71 71 76	290 (+6)	--	\$25,088	CUT	Tiger Woods	78 70	148 (+6)	--	--
T16	Rory Sabbatini	70 70 71 71	282 (-2)	56	\$126,313	T67	Thomas Pieters	72 68 74 76	290 (+6)	--	\$25,088	CUT	Jimmy Walker	74 74	148 (+6)	--	--
T16	Lucas Bjerregaard	70 68 74 70	282 (-2)	--	\$126,313	71	Eddie Pepperell	70 72 76 74	292 (+8)	--	\$24,625	CUT	Rafa Cabrera Bello	73 75	148 (+6)	--	--
T16	Sanghyun Park	69 72 68 73	282 (-2)	--	\$126,313	T72	Nino Bertasio	72 71 75 75	293 (+9)	--	\$24,438	CUT	Oliver Wilson	73 75	148 (+6)	--	--
T16	Ryan Fox	68 75 70 69	282 (-2)	--	\$126,313	T72	Yuki Inamori	70 73 70 80	293 (+9)	--	\$24,438	CUT	Ian Poulter	75 74	149 (+7)	--	--
T20	Jordan Spieth	70 67 69 77	283 (-1)	42	\$91,350	CUT	Keith Mitchell	75 69	144 (+2)	--	--	CUT	Shaun Norris	73 76	149 (+7)	--	--
T20	Henrik Stenson	70 69 68 76	283 (-1)	42	\$91,350	CUT	Connor Syme	72 72	144 (+2)	--	--	CUT	Ryan Palmer	74 75	149 (+7)	--	--
T20	Justin Rose	69 67 68 79	283 (-1)	42	\$91,350	CUT (A)	James Sugrue	71 73	144 (+2)	--	--	CUT	Luke List	73 76	149 (+7)	--	--
T20	Stewart Cink	74 68 71 70	283 (-1)	42	\$91,350	CUT (A)	Takumi Kanaya	73 71	144 (+2)	--	--	CUT	Chan Kim	75 74	149 (+7)	--	--
T20	Louis Oosthuizen	70 72 72 69	283 (-1)	42	\$91,350	CUT	Abraham Ancer	72 72	144 (+2)	--	--	CUT	Andrea Pavan	73 76	149 (+7)	--	--
T20	Lucas Glover	72 69 71 71	283 (-1)	42	\$91,350	CUT	Alexander Levy	73 71	144 (+2)	--	--	CUT	Jorge Campillo	76 73	149 (+7)	--	--
T20	Frederick van Rooyen	70 68 72 73	283 (-1)	--	\$91,350	CUT	Andrew Johnston	73 71	144 (+2)	--	--	CUT (A)	Brandon Wu	73 76	149 (+7)	--	--
T20	Matthew Fitzpatrick	71 69 70 73	283 (-1)	--	\$91,350	CUT	Keegan Bradley	73 71	144 (+2)	--	--	CUT	Adria Amaus	75 75	150 (+8)	--	--
T20	Cameron Smith	70 66 71 76	283 (-1)	42	\$91,350	CUT	Nate Lashley	75 69	144 (+2)	--	--	CUT	Michael Lorenzo-Vera	77 73	150 (+8)	--	--
T20	Doc Redman	71 71 71 73	283 (-1)	--	\$91,350	CUT	Jason Day	70 74	144 (+2)	--	--	CUT	Phil Mickelson	76 74	150 (+8)	--	--
T30	Webb Simpson	68 71 71 74	284 (E)	31	\$69,875	CUT	Rory McIlroy	79 65	144 (+2)	--	--	CUT	Marc Leishman	78 72	150 (+8)	--	--
T30	Kevin Kisner	70 71 70 73	284 (E)	31	\$69,875	CUT	Brian Harman	72 72	144 (+2)	--	--	CUT	Yuta Ikeda	76 75	151 (+9)	--	--
T32	Bernd Wiesberger	70 71 74 70	285 (+1)	--	\$56,278	CUT	Brandt Snedeker	74 70	144 (+2)	--	--	CUT	Richard Sterne	78 73	151 (+9)	--	--
T32	Dylan Frittelli	68 69 70 78	285 (+1)	23	\$56,278	CUT	Chez Reavie	73 72	145 (+3)	--	--	CUT	Adam Scott	78 73	151 (+9)	--	--
T32	Jason Kokrak	74 69 74 68	285 (+1)	23	\$56,278	CUT	Chris Wood	73 72	145 (+3)	--	--	CUT	Cheng Tsung Pan	77 74	151 (+9)	--	--
T32	Kiradech Aphibarnrat	68 73 77 67	285 (+1)	23	\$56,278	CUT	Darren Clarke	71 74	145 (+3)	--	--	CUT (A)	Curtis Knipke	72 79	151 (+9)	--	--
T32	Andrew Putnam	70 67 70 78	285 (+1)	23	\$56,278	CUT	Padraig Harrington	75 70	145 (+3)	--	--	CUT	Sungjae Im	71 80	151 (+9)	--	--
T32	Byeong Hun An	73 67 70 75	285 (+1)	23	\$56,278	CUT	Hideki Matsuyama	71 74	145 (+3)	--	--	CUT	Andy Sullivan	76 75	151 (+9)	--	--
T32	Joost Luiten	73 69 71 72	285 (+1)	--	\$56,278	CUT	Adrian Otaegui	73 72	145 (+3)	--	--	CUT	Garrick Porteous	79 73	152 (+10)	--	--
T32	Ernie Els	71 69 72 73	285 (+1)	23	\$56,278	CUT	Gary Woodland	74 71	145 (+3)	--	--	CUT	Sam Locke	75 77	152 (+10)	--	--
T32	Andrew Wilson	76 67 71 71	285 (+1)	--	\$56,278	CUT	Kurt Kitayama	74 71	145 (+3)	--	--	CUT	Shugo Imahira	83 69	152 (+10)	--	--
T41	Aaron Wise	72 69 71 74	286 (+2)	13	\$36,925	CUT	Dongkyu Jang	76 69	145 (+3)	--	--	CUT	Emiliano Grillo	73 79	152 (+10)	--	--
T41	Xander Schauffele	74 65 69 78	286 (+2)	13	\$36,925	CUT	Christiaan Bezuidenhout	74 71	145 (+3)	--	--	CUT	Tom Lehman	78 76	154 (+12)	--	--
T41	Patrick Cantlay	70 71 71 74	286 (+2)	13	\$36,925	CUT	Si Woo Kim	70 75	145 (+3)	--	--	CUT	Prom Meesawat	73 81	154 (+12)	--	--
T41	Callum Shinkwin	70 71 75 70	286 (+2)	--	\$36,925	CUT	David Lipsky	74 72	146 (+4)	--	--	CUT	Austin Connely	75 79	154 (+12)	--	--
T41	Matt Kuchar	70 68 69 79	286 (+2)	13	\$36,925	CUT	Haotong Li	74 72	146 (+4)	--	--	CUT	Dimitrios Papadatos	83 72	155 (+13)	--	--
T41	Justin Harding	71 65 74 76	286 (+2)	--	\$36,925	CUT	Doyeob Mun	74 72	146 (+4)	--	--	CUT	Miguel Angel Jiménez	82 73	155 (+13)	--	--
T41	Innchuan Hwang	72 71 70 73	286 (+2)	--	\$36,925	CUT	Matthew Baldwin	78 68	146 (+4)	--	--	CUT (A)	Thomas Thurloway	83 73	156 (+14)	--	--
T41	Russell Knox	70 71 68 77	286 (+2)	13	\$36,925	CUT	Patton Kizzire	73 73	146 (+4)	--	--	CUT	David Duval	91 78	169 (+27)	--	--
T41	Kyle Stanley	75 67 73 71	286 (+2)	13	\$36,925	CUT	Yoshinori Fujimoto	75 71	146 (+4)	--	--						
T41	Benjamin Hebert	73 69 73 71	286 (+2)	--	\$36,925	CUT	Jack Senior	75 71	146 (+4)	--	--						
T51	Branden Grace	70 71 75 71	287 (+3)	8	\$28,317	CUT	Zach Johnson	74 72	146 (+4)	--	--						
T51	Dustin Johnson	72 67 72 76	287 (+3)	8	\$28,317	CUT	Sung Kang	74 72	146 (+4)	--	--						
T51	Bubba Watson	72 71 73 71	287 (+3)	8	\$28,317	CUT	Billy Horschel	76 71	147 (+5)	--	--						
T51	Charley Hoffman	70 73 70 74	287 (+3)	8	\$28,317	CUT	Robert Rock	76 71	147 (+5)	--	--						

## Notes

Shane Lowry won his second PGA TOUR title and first major championship at The Open Championship, defeating Tommy Fleetwood by six shots. He became the seventh player to win The Open by six shots or more since 1919, joining Bobby Jones, Walter Hagen, Arnold Palmer, Johnny Miller, Tiger Woods and Louis Oosthuizen.

Winner of the 2015 World Golf Championships-FedEx St. Jude Invitational, Shane Lowry became the first player to win a WGC and a major for his first two official victories on TOUR. He joined Jason Day, Dustin Johnson and Justin Thomas as winners of WGC and a major from 2015-19.

With a 54-hole total of 197, Shane Lowry became the third player to open a major with a three-round total of 197 or better (others: David Toms/196/2001 PGA Championship, Ernie Els/197/1995 PGA Championship). His third-round 63 was his first score of 63 or better on the PGA TOUR.

The only player from the Republic of Ireland to win a major prior to Shane Lowry was Padraig Harrington.

Brooks Koepka (T4) became the fifth player ever to finish in the top five at all four majors in a single year, joining Jack Nicklaus, Tiger Woods, Rickie Fowler and Jordan Spieth. Koepka over the top spot in the FedExCup standings for the first time in his career following the event.

Tommy Fleetwood earned a runner-up, his second career solo-second at a major championship (first: 2018 U.S. Open). At 12-under 201, Fleetwood became the first player in the history of The Open to be trailing after 54 holes with a score of 201 or better.

J.B. Holmes held the first-round lead and a share of the second-round lead before finishing T67 (final-round 87). Holmes held the lead/co-lead after a round at a major once before (solo/R2/2008 PGA Championship).

Defending champion Francesco Molinari shot a final-round 66, the low score of the day, to finish T11.

**WEATHER: Thursday:** Mostly cloudy. High of 64. Wind WSW 10-15 mph, with gusts to 25 mph. **Friday:** Mostly cloudy with intermittent showers. High of 66. Wind NNE 5-10 mph. **Saturday:** Mostly cloudy. High of 66. Wind WNW 7-10 mph, with gusts to 22 mph. **Sunday:** Due to expected inclement weather, final round tee times ran from 7:32 a.m. to 1:47 p.m. Rainy. High of 66. Wind SSW 17-20 mph, with gusts to 35 mph.

## Tournament Record: 264

Henrik Stenson (2016)

## Royal Portrush Golf Club: 63

Shane Lowry (2019)

## Other Course: 62

Branden Grace (2017) - Royal Birkdale GC

# Tournament History

End Date	Purse	Winner	Score	Runner-Up	Earnings	Location (Par/Yards)
<b>The Open Championship</b>						
7/21/19	\$10,750,000	Shane Lowry	269 (-15)	Tommy Fleetwood - 275 (-9)	\$1,935,000	Royal Portrush Golf Club, (71/7,344)
7/22/18	\$10,500,000	Francesco Molinari	276 (-8)	Justin Rose - 278 (-6) Rory McIlroy - 278 (-6) Kevin Kisner - 278 (-6) Xander Schauffele - 278 (-6)	\$1,890,000	Camoustie GC, (71/7,402)
7/23/17	\$10,250,000	Jordan Spieth	268 (-12)	Matt Kuchar - 271 (-9)	\$1,845,000	Royal Birkdale GC, (70/7,173)
7/17/16	\$9,300,000	Henrik Stenson	264 (-20)	Phil Mickelson - 267 (-17)	\$1,549,590	Royal Troon GC, (71/7,190)
7/19/15	\$9,200,000	Zach Johnson *	273 (-15)	Louis Oosthuizen - 273 (-15) Marc Leishman - 273 (-15)	\$1,794,690	St. Andrews GC (Old Course), (72/7,297)
7/20/14	\$9,200,000	Rory McIlroy	271 (-17)	Sergio Garcia - 273 (-15) Riekie Fowler - 273 (-15)	\$1,665,787.50	Royal Liverpool GC, (72/7,312)
7/21/13	\$8,000,000	Phil Mickelson	281 (-3)	Henrik Stenson - 284	\$1,442,826	Muirfield, (71/7,030)
7/22/12	\$8,000,000	Ernie Els	273 (-7)	Adam Scott - 274 (-6)	\$1,405,890	Royal Lytham St. Anne, (70/7,086)
7/17/11	\$7,300,000	Darren Clarke	275 (-5)	Phil Mickelson - 278 (-2) Dustin Johnson - 278 (-2)	\$1,452,078	Royal St. George's GC, (70/7,211)
7/18/10	\$7,000,000	Louis Oosthuizen	272 (-16)	Lee Westwood - 279 (-9)	\$1,305,593.20	St. Andrews GC (Old Course), (72/7,305)
7/19/09	\$6,519,273	Stewart Cink *	278 (-2)	Tom Watson - 278 (-2)	\$1,221,005.25	Turnberry (Ailsa), (70/7,204)
7/20/08	\$8,161,173	Padraig Harrington	283 (3)	Ian Poulter - 287 (7)	\$1,498,875	Royal Birkdale GC, (70/7,173)
7/22/07	\$8,177,452	Padraig Harrington *	277 (-7)	Sergio Garcia - 277 (-7)	\$1,542,450	Camoustie GC, (71/7,361)
7/23/06	\$6,750,000	Tiger Woods	270 (-18)	Chris DiMarco - 272 (-16)	\$1,338,480	Royal Liverpool GC, (72/7,258)
7/17/05	\$6,754,555	Tiger Woods	274 (-14)	Colin Montgomerie - 279 (-9)	\$1,261,584	St. Andrews Links (Old Course), (72/7,279)
7/18/04	\$7,154,642	Todd Hamilton *	274 (-10)	Ernie Els - 274 (-10)	\$1,348,272	Royal Troon GC, (71/7,175)
7/20/03	\$5,883,110	Ben Curtis	283 (-1)	Vijay Singh - 284 Thomas Bjørn - 284	\$1,112,720	Royal St. George GC, Dublin, OH (71/7,106)
7/21/02	\$5,878,344	Ernie Els *	278 (-6)	Steve Elkington - 278 (-6) Thomas Levet - 278 (-6) Stuart Appleby - 278 (-6)	\$1,106,140	Muirfield, (71/7,030)
7/22/01	\$4,497,864	David Duval	274 (-10)	Niclas Fasth - 277 (-7)	\$858,300	Royal Lytham St. Anne, (71/6,905)
7/23/00	\$3,998,054	Tiger Woods	269 (-19)	Ernie Els - 277 (-11) Thomas Bjørn - 277 (-11)	\$759,150	St. Andrews GC (Old Course), (72/7,115)
7/18/99	\$3,308,472	Paul Lawrie *	290 (6)	Jean Van de Velde - 290 (6) Justin Leonard - 290 (6)	\$546,805	Camoustie GC, (71/7,361)
7/19/98	\$2,824,876	Mark O'Meara *	280	Brian Watts - 280	\$493,500	Royal Birkdale GC, (70/7,018)
7/20/97	\$2,553,964	Justin Leonard	272 (-12)	Jesper Parnevik - 275 (-9) Darren Clarke - 275 (-9)	\$418,875	Royal Troon GC, (71/7,079)
7/21/96	\$2,124,120	Tom Lehman	271 (-13)	Mark McCumber - 273 (-11) Ernie Els - 273 (-11)	\$310,000	Royal Lytham & St. Anne's, (71/6,892)
7/23/95	\$2,081,484	John Daly *	282 (-6)	Costantino Rocca - 282 (-6)	\$199,375	St. Andrews (Old Course), (72/6,933)
7/17/94		Nick Price	268	Jesper Parnevik - 269	\$178,200	Turnberry (Ailsa), (70/6,957)
7/18/93	\$1,540,000	Greg Norman	267	Nick Faldo - 269 (-7)	\$154,000	Royal St. George's GC, (70/6,860)
7/19/92	\$1,900,000	Nick Faldo	272	John Cook - 273	\$190,000	Muirfield, (71/7,030)
7/22/91	\$1,647,360	Ian Baker-Finch	272 (-8)	Mike Harwood - 274 (-6)	\$151,200	Royal Birkdale GC, (70/6,940)
7/22/90		Nick Faldo	270 (-18)	Mark McNulty - 275 (-13) Payne Stewart - 275 (-13)	\$153,850	St. Andrews GC (Old Course), (72/7,115)
7/23/89	\$1,165,600	Mark Calcavecchia *	275 (-13)	Wayne Grady - 275 (-13) Greg Norman - 275 (-13)	\$128,000	Royal Troon GC, (72/7,067)
7/17/88		Seve Ballesteros	273	Nick Price - 275	\$136,000	Royal Lytham & St. Anne's, (72/6,857)
7/19/87		Nick Faldo	279 (-5)	Paul Azinger - 280 (-4) Rodger Davis - 280 (-4)	\$120,000	Muirfield, (71/7,030)
7/20/86		Greg Norman	280	Gordon Brand - 285 (5)	\$105,000	Turnberry (Ailsa), (70/6,957)
7/21/85		Sandy Lyle	282 (2)	Payne Stewart - 283 (3)	\$94,250	Royal St. George's GC, (70/6,857)
7/22/84		Seve Ballesteros	276	Bernhard Langer - 278 Tom Watson - 278	\$71,500	St. Andrews GC (Old Course), (72/6,933)
7/17/83		Tom Watson	275	Andy Bean - 276 Hale Irwin - 276	\$60,000	Royal Birkdale GC, (70/6,968)
7/18/82		Tom Watson	284	Peter Oosterhuis - 285 (1) Nick Price - 285 (1)	\$54,400	Royal Troon GC, (71/7,079)
7/19/81		Bill Rogers	276 (-4)	Bernhard Langer - 280	\$50,000	Royal St. George's GC, (70/6,827)
7/20/80		Tom Watson	271 (-13)	Lee Trevino - 275 (-9)	\$60,000	Muirfield, (71/7,030)
7/21/79		Seve Ballesteros	283 (-1)	Ben Crenshaw - 286 (2) Jack Nicklaus - 286 (2)	\$31,500	Royal Lytham St. Anne, (71/6,822)
7/15/78		Jack Nicklaus	281 (-7)	Ben Crenshaw - 283 (-5) Raymond Floyd - 283 (-5) Tom Kite - 283 (-5) Simon Owen - 283 (-5)	\$23,750	St. Andrews GC (Old Course), (72/6,933)
7/9/77		Tom Watson	268 (-12)	Jack Nicklaus - 269 (-11)	\$17,000	Turnberry (Ailsa), (70/6,715)
7/10/76		Johnny Miller	279 (-9)	Seve Ballesteros - 285 (-3) Jack Nicklaus - 285 (-3)	\$13,500	Royal Birkdale GC, (72/7,001)
7/12/75		Tom Watson	350 (-10)	Jack Newton - 351 (-9)	\$16,500	Camoustie GC, (72/7,065)
7/13/74		Gary Player	282 (-2)	Peter Oosterhuis - 286 (2)	\$13,200	Royal Lytham St. Anne, (71/6,822)
7/14/73		Tom Weiskopf	276 (-12)	Johnny Miller - 279 (-9) Neil Coles - 279 (-9)	\$14,300	Royal Troon GC, (72/7,064)
7/15/72		Lee Trevino	278 (-6)	Jack Nicklaus - 279 (-5)	\$13,750	Muirfield, (71/6,892)
7/10/71		Lee Trevino	278 (-6)	Lu-Liang Huan - 279 (-5)	\$13,200	Royal Birkdale GC, (71/7,080)
7/11/70		Jack Nicklaus	355 (-5)	Doug Sanders - 356 (-4)	\$12,600	St. Andrews GC (Old Course), (72/6,951)
7/12/69		Tony Jacklin	280 (-4)	Bob Charles - 282 (-2)	\$10,200	Royal Lytham St. Anne, (71/6,848)
7/13/68		Gary Player	289 (1)	Bob Charles - 291 (3) Jack Nicklaus - 291 (3)	\$7,200	Camoustie GC, (72/7,252)
7/15/67		Roberto De Vicenzo	278 (-10)	Jack Nicklaus - 280 (-8)	\$5,880	Royal Liverpool GC, (72/6,995)
7/9/66		Jack Nicklaus	282 (-2)	Doug Sanders - 283 (-1) Dave Thomas - 283 (-1)	\$5,880	Muirfield, (71/6,887)
7/9/65		Peter Thomson	285 (-7)	Christy O'Connor Sr - 287 (-5) Brian Huggett - 287 (-5)	\$4,900	Royal Birkdale GC, (73/7,037)
7/10/64		Tony Lema	279 (-9)	Jack Nicklaus - 284 (-4)	\$4,200	St. Andrews GC (Old Course), (72/6,926)
7/12/63		Bob Charles	277 (-7)	Phil Rodgers - 277 (-7)	\$4,200	Royal Lytham St. Anne, (71/6,836)
7/13/62		Arnold Palmer	276 (276)	Kel Nagle - 282 (282)	\$0	Royal Troon GC, (0/7,045)
7/14/61		Arnold Palmer	284 (-12)	Dai Rees - 285 (-11)	\$0	Royal Birkdale GC, (74/6,844)
7/8/60		Kel Nagle	278 (278)	Arnold Palmer - 279 (279)	\$3,500	St. Andrews GC (Old Course), (0/6,936)
7/3/59		Gary Player	284 (-4)	Flory Van Donck - 286 (-2) Fred Bullock - 286 (-2)	\$2,800	Muirfield, (72/6,805)
7/4/58		Peter Thomson	278 (278)	Dave Thomas - 278 (278)	\$2,800	Royal Lytham St. Anne, (0/6,635)
7/5/57		Bobby Locke	279 (279)	Peter Thomson - 282 (282)	\$2,800	St. Andrews GC (Old Course), (0/6,936)
7/6/56		Peter Thomson	286 (-2)	Flory Van Donck - 289 (1)	\$2,800	Royal Liverpool GC, (72/6,960)
7/8/55		Peter Thomson	281 (281)	John Fallon - 283 (283)	\$2,800	St. Andrews GC (Old Course), (0/6,526)
7/9/54		Peter Thomson	283 (-13)	Bobby Locke - 284 (-12) Dai Rees - 284 (-12) Sid Scott - 284 (-12)	\$0	Royal Birkdale GC, (74/6,857)
7/10/53		Ben Hogan	282 (282)	Antonio Cerda - 286 (286) Peter Thomson - 286 (286) Frank Stranahan - 286 (286) Dai Rees - 286 (286)	\$0	Camoustie GC, (0/7,200)
7/11/52		Bobby Locke	287 (287)	Peter Thomson - 288 (288)	\$0	Royal Lytham St. Anne, (0/6,657)

## Tournament History

End Date	Purse	Winner	Score	Runner-Up	Earnings	Location (Par/Yards)
7/6/51		Max Faulkner	285 (285)	Antonio Cerda - 287 (287)	\$0	Royal Portrush GC, (0/6,802)
7/7/50		Bobby Locke	279 (-1)	Roberto De Vicenzo - 281 (1)	\$0	Royal Troon GC, (70/6,583)
7/8/49		Bobby Locke *	283	Harry Bradshaw - 283	\$0	, (0/0)
7/2/48		Henry Cotton	284 (284)	Fred Daly - 289 (289)	\$0	Muirfield, (0/6,806)
7/4/47		Fred Daly	293 (5)	Frank Stranahan - 294 (6)	\$0	Royal Liverpool GC, (72/7,078)
				Reggie Home - 294 (6)		
7/5/46		Sam Snead	290 (290)	Johnny Bulla - 294 (294)	\$0	St. Andrews GC (Old Course), (0/6,923)
				Bobby Locke - 294 (294)		
7/7/39		Dick Burton	290 (290)	Johnny Bulla - 292 (292)	\$0	St. Andrews GC (Old Course), (0/6,842)
7/8/38		RA Whitcombe	295	James Adams - 297	\$0	, (0/0)
7/9/37		Henry Cotton	290 (290)	RA Whitcombe - 292 (292)	\$0	Camoustie GC, (0/6,728)
6/26/36		Alfred Padgham	287 (-1)	James Adams - 288	\$0	Royal Liverpool GC, (72/7,078)
6/28/35		Alfred Perry	283 (283)	Alfred Padgham - 287 (287)	\$0	Muirfield, (0/6,806)
6/29/34		Henry Cotton	283	Sid Brews - 288	\$0	, (0/0)
7/7/33		Denny Shute	292 (292)	Craig Wood - 292 (292)	\$0	St. Andrews GC (Old Course), (0/6,572)
6/10/32		Gene Sarazen	283	Macdonald Smith - 288	\$0	, (0/0)
6/5/31		Tommy Armour	296 (296)	Jose Jurado - 297 (297)	\$0	Camoustie GC, (0/6,410)
6/20/30		Robert Jones, Jr.	291 (291)	Leo Diegel - 293 (293)	\$0	Royal Liverpool GC, (0/6,750)
				Macdonald Smith - 293 (293)		
5/10/29		Walter Hagen	292 (292)	Johnny Farrell - 298 (298)	\$0	Muirfield, (0/6,806)
5/11/28		Walter Hagen	292	Gene Sarazen - 294	\$0	, (0/0)
7/15/27		Robert Jones, Jr.	285 (285)	Aubrey Boomer - 291 (291)	\$0	St. Andrews GC (Old Course), (0/6,572)
				Fred Robson - 291 (291)		
6/24/26		Robert Jones, Jr.	291 (291)	Al Watrous - 293 (293)	\$0	Royal Lytham St. Anne, (0/6,456)
6/26/25		James Barnes	300 (300)	Archie Compston - 301 (301)	\$0	Prestwick GC, (0/6,444)
				Edward (TED) Ray - 301 (301)		
6/27/24		Walter Hagen	301	Ernest Whitcombe - 302	\$0	Royal Liverpool GC, (0/6,750)
6/15/23		Arthur Havers	295	Walter Hagen - 296	\$0	Royal Troon GC, (0/6,415)
6/23/22		Walter Hagen	300	James Barnes - 301	\$0	, (0/0)
				George Duncan - 301		
6/25/21		Jock Hutchison *	296	Roger Wethered - 296	\$0	St. Andrews GC (Old Course), (0/6,616)
7/1/20		George Duncan	303	Alex Herd - 305	\$0	Royal Cinque Ports GC, (0/6,653)
6/19/14		Harry Vardon	306	J. Taylor - 309	\$0	Prestwick GC, (0/6,122)
6/24/13		J. Taylor	304	Edward (TED) Ray - 312	\$0	Royal Liverpool GC, (0/6,455)
6/25/12		Edward (TED) Ray	295	Harry Vardon - 299	\$0	Muirfield, (0/6,194)
6/29/11		Harry Vardon *	303	Amaud Massy - 303	\$0	, (0/0)
6/24/10		James Braid	299	Alex Herd - 303	\$0	St. Andrews GC (Old Course), (0/6,487)
6/11/09		J. Taylor	295	James Braid - 301	\$0	Royal Cinque Ports GC, (0/6,495)
				Tom Ball - 301		
6/19/08		James Braid	291	Tom Ball - 299	\$0	Prestwick GC, (0/5,948)
6/21/07		Amaud Massy	312	J. Taylor - 314	\$0	Royal Liverpool GC, (0/6,355)
6/15/06		James Braid	300	J. Taylor - 304	\$0	Muirfield, (0/5,934)
6/9/05		James Braid	318	J. Taylor - 323	\$0	St. Andrews GC (Old Course), (0/6,333)
				Rowland Jones - 323		
6/10/04		Jack White	296	J. Taylor - 297	\$0	, (0/0)
				James Braid - 297		
6/10/03		Harry Vardon	300	Tom Vardon - 306	\$0	Prestwick GC, (0/5,948)
6/5/02		Alex Herd	307	Harry Vardon - 308	\$0	Royal Liverpool GC, (0/6,355)
				James Braid - 308		
6/6/01		James Braid	309	Harry Vardon - 312	\$0	Muirfield, (0/5,810)
6/7/00		J. Taylor	309	Harry Vardon - 317	\$0	St. Andrews GC (Old Course), (0/6,323)
6/8/99		Harry Vardon	310	Jack White - 315	\$0	, (0/0)
6/9/98		Harry Vardon	307	Willie Park Jr - 308	\$0	Prestwick GC, (0/5,732)
5/20/97		Harold Hilton	314	James Braid - 315	\$0	Royal Liverpool GC, (72/6,150)
6/11/96		Harry Vardon *	316	J. Taylor - 316	\$0	Muirfield, (0/0)
6/13/95		J. Taylor	322	Alex Herd - 326	\$0	St. Andrews GC (Old Course), (0/0)
6/12/94		J. Taylor	326	Douglas Rolland - 331	\$0	, (0/0)
9/1/93		William Auchterlonie	322	John Laidlay - 324	\$0	Prestwick GC, (0/0)
9/23/92		Harold Hilton	305	Alex Herd - 308	\$0	Muirfield, (0/0)
				John Ball - 308		
				Hugh Kirkaldy - 308		
10/6/91		Hugh Kirkaldy	166	Andrew Kirkaldy - 168	\$0	St. Andrews GC (Old Course), (0/0)
				Willie Fernie - 168		
9/11/90		John Ball	164	Willie Fernie - 167	\$0	Prestwick GC, (0/0)
				Archie Simpson - 167		
11/8/89		Willie Park Jr *	155	Andrew Kirkaldy - 155	\$0	Musselburgh Links, (0/0)
10/6/88		Jack Burns	171	Ben Sayers - 172	\$0	St. Andrews GC (Old Course), (0/0)
				David Anderson, Jr. - 172		
9/16/87		Willie Park Jr	161	Bob Martin - 162	\$0	Prestwick GC, (0/0)
11/5/86		David Brown	157	Willie Campbell - 159	\$0	Musselburgh Links, (0/0)
10/3/85		Bob Martin	171	Archie Simpson - 172	\$0	St. Andrews GC (Old Course), (0/0)
10/3/84		Jack Simpson	160	Douglas Rolland - 164	\$0	Prestwick GC, (0/0)
				Willie Fernie - 164		
11/16/83		Willie Fernie *	158	Robert Ferguson - 159	\$0	Musselburgh Links, (0/0)
9/30/82		Robert Ferguson	171	Willie Fernie - 174	\$0	St. Andrews GC (Old Course), (0/0)
10/14/81		Robert Ferguson	170	Jamie Anderson - 173	\$0	Prestwick GC, (0/0)
4/9/80		Robert Ferguson	162	Peter Paxton - 167	\$0	Musselburgh Links, (0/0)
9/27/79		Jamie Anderson	169	Andrew Kirkaldy - 172	\$0	St. Andrews GC (Old Course), (0/0)
				James Allan - 172		
10/4/78		Jamie Anderson	157	Bob Kirk - 159	\$0	Prestwick GC, (0/0)
4/6/77		Jamie Anderson	160	Robert Pringle - 162	\$0	Musselburgh Links, (0/0)
9/30/76		Bob Martin *	176	David Strath - 176	\$0	St. Andrews GC (Old Course), (0/0)
9/10/75		Willie Park	166	Bob Martin - 168	\$0	Prestwick GC, (0/0)
4/10/74		Mungo Park	159	Tom Jr Morris - 161	\$0	Musselburgh Links, (0/0)
10/4/73		Tom Kidd	179	Jamie Anderson - 180	\$0	St. Andrews GC (Old Course), (0/0)
9/13/72		Tom Jr Morris	166	David Strath - 169	\$0	Prestwick GC, (0/0)
9/15/70		Tom Jr Morris	149	Bob Kirk - 161	\$0	Prestwick GC, (0/0)
				David Strath - 161		
9/16/69		Tom Jr Morris	157	Bob Kirk - 168	\$0	Prestwick GC, (0/0)
9/23/68		Tom Jr Morris	154	Tom Sr Morris - 157	\$0	Prestwick GC, (0/0)
9/26/67		Tom Sr Morris	170	Willie Park - 172	\$0	Prestwick GC, (0/0)
9/13/66		Willie Park	169	David Park - 171	\$0	Prestwick GC, (0/0)
9/14/65		Andrew Strath	162	Willie Park - 164	\$0	Prestwick GC, (0/0)
9/16/64		Tom Sr Morris	167	Andrew Strath - 169	\$0	Prestwick GC, (0/0)
9/18/63		Willie Park	168	Tom Sr Morris - 170	\$0	Prestwick GC, (0/0)
9/11/62		Tom Sr Morris	163	Willie Park - 176	\$0	Prestwick GC, (0/0)
9/26/61		Tom Sr Morris	163	Willie Park - 167	\$0	Prestwick GC, (0/0)
10/17/60		Willie Park	174	Tom Sr Morris - 176	\$0	Prestwick GC, (0/0)

\* indicates playoff

# Barbasol Championship

Nicholasville, Kentucky • July 18-21, 2019

Keene Trace Golf Club

Par/Yards: 36-36--72 | 7,328



PGA TOUR event 44 of 49  
FedExCup Points (first): 300  
Purse: \$3,500,000



**Winner: Jim Herman**

FedExCup Points: 300  
65-65-62-70 262 (-26) | \$630,000

## Leaders

### Round 1

J.T. Poston	62 (-10)
Nick Taylor	63 (-9)
Wes Roach	64 (-8)
<b>Jim Herman</b>	65 (-7)
8 tied at position	65 (-7)

### Round 2

<b>Jim Herman</b>	130 (-14)
Bill Haas	131 (-13)
David Toms	132 (-12)
D.J. Trahan	132 (-12)
Kelly Kraft	132 (-12)
Kramer Hickok	132 (-12)

### Round 3

<b>Jim Herman</b>	192 (-24)
Kelly Kraft	193 (-23)
Bill Haas	196 (-20)
Austin Cook	196 (-20)
Josh Teater	199 (-17)
Sebastián Muñoz	199 (-17)
Sepp Straka	199 (-17)

## Order of Finish (cut: 36 HOLES: 78 professionals and 1 amateur at -4 (140) or better. 54 HOLES: 71 professionals and 1 amateur at -5 (211) or better.)

Pos	Player	Scores	Total	FedExCup Points	Earnings	Pos	Player	Scores	Total	FedExCup Points	Earnings	Pos	Player	Scores	Total	FedExCup Points	Earnings
1	Jim Herman	65 65 62 70	262 (-26)	300	\$630,000	T45	Ricky Barnes	66 70 72 69	277 (-11)	6	\$9,634	CUT	David Lingmerth	79 63	142 (-2)	--	--
2	Kelly Kraft	65 67 61 70	263 (-25)	165	\$378,000	T45	Whee Kim	69 70 68 70	277 (-11)	6	\$9,634	CUT	Roberto Diaz	74 69	143 (-1)	--	--
3	Sepp Straka	68 68 63 66	265 (-23)	105	\$238,000	T45	Wes Roach	64 69 75 69	277 (-11)	6	\$9,634	CUT	Derek Ernst	73 70	143 (-1)	--	--
T4	Austin Cook	67 66 63 70	266 (-22)	73	\$154,000	T45	Charlie Beljan	68 66 72 71	277 (-11)	6	\$9,634	CUT	Patrick Rodgers	70 73	143 (-1)	--	--
T4	Matt Jones	66 70 67 63	266 (-22)	73	\$154,000	T45	Stephen Stallings Jr.	70 68 69 70	277 (-11)	--	\$9,634	CUT	Mark Wilson	71 72	143 (-1)	--	--
T6	Josh Teater	65 70 64 68	267 (-21)	55	\$117,250	T45	Case Cochran	71 64 68 74	277 (-11)	--	\$9,634	CUT	Troy Merritt	73 70	143 (-1)	--	--
T6	D.J. Trahan	65 67 69 66	267 (-21)	55	\$117,250	T53 (A)	Cullan Brown	72 68 67 71	278 (-10)	--	--	CUT	Grover Justice	70 73	143 (-1)	--	--
T6	Martin Laird	68 66 70 63	267 (-21)	55	\$117,250	T53	Brendon Todd	70 70 71 67	278 (-10)	3	\$7,882	CUT	Jason Bohn	74 69	143 (-1)	--	--
T9	Dominic Bozzelli	67 68 65 68	268 (-20)	43	\$98,000	T53	Seamus Power	69 69 72 68	278 (-10)	3	\$7,882	CUT	Chris Wilson	73 70	143 (-1)	--	--
T9	Sebastián Muñoz	65 68 66 69	268 (-20)	43	\$98,000	T53	Peter Uihlein	69 69 71 69	278 (-10)	3	\$7,882	CUT	Parker McLachlin	72 71	143 (-1)	--	--
T11	Denny McCarthy	67 69 67 66	269 (-19)	34	\$77,000	T53	Nicholas Lindheim	69 70 69 70	278 (-10)	3	\$7,882	CUT	John Daly	71 72	143 (-1)	--	--
T11	Cameron Davis	67 69 69 64	269 (-19)	34	\$77,000	T53	Satoshi Kodaira	67 72 71 68	278 (-10)	3	\$7,882	CUT	Jonathan Kaye	72 71	143 (-1)	--	--
T11	José de Jesús Rodríguez	68 65 69 67	269 (-19)	34	\$77,000	T53	Brandon Harkins	68 72 68 70	278 (-10)	3	\$7,882	CUT	Steve Flesch	72 71	143 (-1)	--	--
T11	Bill Haas	65 66 65 73	269 (-19)	34	\$77,000	T53	George McNeill	71 67 73 67	278 (-10)	3	\$7,882	CUT (A)	Callum Bruce	74 69	143 (-1)	--	--
T15	Nick Taylor	63 72 69 66	270 (-18)	30	\$59,500	T53	Ryan Armour	70 67 72 69	278 (-10)	3	\$7,882	CUT	Hunter Richardson	75 69	144 (E)	--	--
T15	Ryan Blum	68 70 65 67	270 (-18)	30	\$59,500	T53	Daniel Chopra	67 73 68 70	278 (-10)	3	\$7,882	CUT	Ollie Schniederjans	74 70	144 (E)	--	--
T15	Kyle Jones	67 71 65 67	270 (-18)	30	\$59,500	T53	Rod Pampling	68 71 68 71	278 (-10)	3	\$7,882	CUT	Mike Weir	76 68	144 (E)	--	--
T18	Anders Albertson	66 70 67 68	271 (-17)	28	\$47,250	T64	Robert Garrigus	70 65 72 72	279 (-9)	2	\$7,385	CUT	Y.E. Yang	75 69	144 (E)	--	--
T18	Adam Schenk	70 66 70 65	271 (-17)	28	\$47,250	T64	Jonathan Byrd	73 66 68 72	279 (-9)	2	\$7,385	CUT	Brian Stuard	75 69	144 (E)	--	--
T18	Brice Gamett	69 67 68 67	271 (-17)	28	\$47,250	T64	Jhonattan Vegas	69 69 70 71	279 (-9)	2	\$7,385	CUT	Will Claxton	74 70	144 (E)	--	--
T18	Jason Dufner	67 70 68 66	271 (-17)	28	\$47,250	T64	Julián Etulain	69 70 72 68	279 (-9)	2	\$7,385	CUT	Robert Streb	76 68	144 (E)	--	--
T22	Roberto Castro	65 69 70 68	272 (-16)	25	\$37,800	68	Chip McDaniel	71 67 72 70	280 (-8)	--	\$7,210	CUT	Berry Henson	72 73	145 (+1)	--	--
T22	Stephan Jaeger	68 70 65 69	272 (-16)	25	\$37,800	69	Boo Weekley	68 72 71 71	282 (-6)	2	\$7,140	CUT	Steve Allan	73 72	145 (+1)	--	--
T24	Zack Sucher	70 65 69 69	273 (-15)	21	\$29,050	T70	Freddie Jacobson	67 68 72 76	283 (-5)	2	\$7,035	CUT	Joey Garber	72 73	145 (+1)	--	--
T24	Billy Hurley III	68 67 67 71	273 (-15)	21	\$29,050	T70	Hank Leboda	70 64 76 73	283 (-5)	2	\$7,035	CUT	Marcos Montenegro	72 73	145 (+1)	--	--
T24	Ted Potter, Jr.	71 68 69 65	273 (-15)	21	\$29,050	72	Arjun Atwal	71 69 70 76	286 (-2)	2	\$6,930	CUT	Trey Mullinax	69 77	146 (+2)	--	--
T24	Richy Werenski	69 67 70 67	273 (-15)	21	\$29,050	T73	Charlie Wi	71 69 72	212 (-4)	2	\$6,825	CUT	Cooper Musselman	73 73	146 (+2)	--	--
T24	Kramer Hickok	65 67 70 71	273 (-15)	21	\$29,050	T73	Peter Malnati	70 68 74	212 (-4)	2	\$6,825	CUT	Brendon de Jonge	70 76	146 (+2)	--	--
T29	Cody Gribble	68 66 70 70	274 (-14)	16	\$21,775	T75	Heath Slocum	71 69 73	213 (-3)	2	\$6,685	CUT	Chad Campbell	74 72	146 (+2)	--	--
T29	J.T. Poston	62 73 69 70	274 (-14)	16	\$21,775	T75	John Merrick	69 67 77	213 (-3)	2	\$6,685	CUT	Beau Hossler	74 72	146 (+2)	--	--
T29	David Toms	68 64 73 69	274 (-14)	16	\$21,775	77	Sam Saunders	70 70 74	214 (-2)	1	\$6,580	CUT	Eric Axley	72 75	147 (+3)	--	--
T29	Alex Prugh	68 69 66 71	274 (-14)	16	\$21,775	78	Will MacKenzie	67 69 79	215 (-1)	1	\$6,510	CUT	Tim Herron	75 73	148 (+4)	--	--
T29	Harris English	72 66 68 68	274 (-14)	16	\$21,775	79	Johnson Wagner	69 71 77	217 (+1)	1	\$6,440	CUT	Omar Uresti	74 74	148 (+4)	--	--
T29	Scott Langley	69 68 68 69	274 (-14)	16	\$21,775	CUT	Troy Matteson	68 73	141 (-3)	--	--	CUT	Jay McLuen	75 73	148 (+4)	--	--
T29	Chase Wright	67 67 72 68	274 (-14)	16	\$21,775	CUT	J.J. Henry	70 71	141 (-3)	--	--	CUT	Seth Reeves	72 76	148 (+4)	--	--
T36	Tom Hoge	67 69 68 71	275 (-13)	12	\$17,208	CUT	Brian Gay	71 70	141 (-3)	--	--	CUT	Hunter Stewart	76 73	149 (+5)	--	--
T36	Fabian Gómez	71 68 70 66	275 (-13)	12	\$17,208	CUT	Adam Svensson	72 69	141 (-3)	--	--	CUT	John Senden	74 75	149 (+5)	--	--
T36	Tom Lovelady	69 65 68 73	275 (-13)	12	\$17,208	CUT	Lukas Euler	74 67	141 (-3)	--	--	CUT	Robert Allenby	76 74	150 (+6)	--	--
T39	Tyrone Van Aswegen	70 66 72 68	276 (-12)	9	\$14,000	CUT	Tyler Duncan	71 70	141 (-3)	--	--	CUT	Brian Davis	76 76	152 (+8)	--	--
T39	Tommy Gainey	72 68 65 71	276 (-12)	9	\$14,000	CUT	Chris Thompson	71 71	142 (-2)	--	--	W/D	Brady Schnell	75	75 (+3)	--	--
T39	Ben Silverman	70 68 65 73	276 (-12)	9	\$14,000	CUT	John Rollins	70 72	142 (-2)	--	--						
T39	John Chin	73 66 67 70	276 (-12)	9	\$14,000	CUT	Andres Romero	72 70	142 (-2)	--	--						
T39	Shawn Stefani	69 70 65 72	276 (-12)	9	\$14,000	CUT	Chad Collins	68 74	142 (-2)	--	--						
T39	Chris Couch	70 69 69 68	276 (-12)	9	\$14,000	CUT	Danny Lee	75 67	142 (-2)	--	--						
T45	David Hearn	69 69 68 71	277 (-11)	6	\$9,634	CUT	Derek Fathauer	70 72	142 (-2)	--	--						
T45	Hunter Mahan	70 70 69 68	277 (-11)	6	\$9,634	CUT	Martin Piller	70 72	142 (-2)	--	--						

## Notes

Jim Herman captured his second PGA TOUR victory, winning the Barbasol Championship by one stroke over Kelly Kraft. The victory came in his 175th career TOUR start at the age of 41 years, 8 months, 16 days.

Jim Herman shot a third-round 62, his third career sub-63 score on TOUR, and successfully converted the 54-hole lead/co-lead for the second time in his second career attempt. The win marked Jim Herman's first win since the 2016 Houston Open and first top-10 since the 2017 Valspar Championship (T3).

Jim Herman's 36-hole (130), 54-hole (192) and 72-hole (262) totals all topped his career-bests entering the week. He led the field in Scrambling (8/9).

Kelly Kraft finished one stroke behind champion Jim Herman, earning a solo-second on TOUR for the third consecutive season. Kraft's week was highlighted by a third-round 61, two better than his previous-low round on TOUR.

Sepp Straka finished solo-third, his first career top-10 on TOUR. Straka led the field in Driving Accuracy (46/56) and Par-4 Scoring Average (3.65).

En route to a T29, J.T. Poston opened with a 62 to hold a one-shot lead after 18 holes, his first solo-lead after any round on the PGA TOUR.

In his hometown of Lexington, Kentucky, Josh Teater finished T6. It represented Teater's best finish on TOUR since the 2013 Genesis Open (T6). Defending champion Troy Merritt missed the cut by three shots.

**WEATHER: Thursday:** Partly cloudy, hot and humid. High of 90. Wind SW 6-12 mph. **Friday:** Partly cloudy, hot and humid. High of 91. Wind SW 6-12 mph. **Saturday:** Mostly sunny, hot and humid. High of 94. Wind SW 6-12 mph. **Sunday:** Partly cloudy, hot and humid. High of 87. Wind SSW 6-12 mph. Play was suspended due to a dangerous weather situation at 2:07 p.m. with 32 players yet to complete their round. Play resumed at 5:14 p.m. for a delay of 3 hours, 7 minutes.

## Tournament Record: 262

Jim Herman (2019)

## Keene Trace Golf Club: 61

Kelly Kraft (2019)

## Other Course: 60

Chad Collins (2017) - RTJ Trail (Grand National), Scott Stallings (2017) - RTJ Trail (Grand National), Jhonattan Vegas (2016) - RTJ Trail (Grand National)

## Tournament History

End Date	Purse	Winner	Score	Runner-Up	Earnings	Location (Par/Yards)
<b>Barbasol Championship</b>						
7/21/19	\$3,500,000	Jim Herman	262 (-26)	Kelly Kraft - 263 (-25)	\$630,000	Keene Trace Golf Club, Nicholasville, KY (72/7,328)
7/22/18	\$3,500,000	Troy Merritt	265 (-23)	Billy Horschel - 266 (-22) Richy Werenski - 266 (-22) Tom Lovelady - 266 (-22)	\$630,000	Keene Trace Golf Club, Nicholasville, KY (72/7,328)
7/23/17	\$3,500,000	Grayson Murray	263 (-21)	Chad Collins - 264 (-20)	\$630,000	RTJ Trail (Grand National), Auburn/Opelika, AL (71/7,302)
7/17/16	\$3,500,000	Aaron Baddeley *	266 (-18)	Si Woo Kim - 266 (-18)	\$630,000	RTJ Trail (Grand National), Auburn/Opelika, AL (71/7,302)
7/19/15	\$3,500,000	Scott Piercy	265 (-19)	Willy Wilcox - 268 (-16)	\$630,000	RTJ Trail (Grand National), Auburn/Opelika, AL (71/7,302)

\* indicates playoff

# 3M Open

Blaine, Minnesota • July 4-7, 2019

TPC Twin Cities

Par/Yards: 35-36--71 | 7,468



PGA TOUR event 45 of 49  
FedExCup Points (first): 500  
Purse: \$6,400,000

**Winner: Matthew Wolff**

FedExCup Points: 500  
69-67-62-65 263 (-21) | \$1,152,000

## Leaders

### Round 1

Scott Piercy	62 (-9)
Hideki Matsuyama	64 (-7)
Adam Hadwin	64 (-7)
Arjun Atwal	65 (-6)
Brian Harman	65 (-6)
Sam Saunders	65 (-6)
Patton Kizzire	65 (-6)
Sungjae Im	65 (-6)
<b>Matthew Wolff</b>	69 (-2)

### Round 2

Bryson DeChambeau	128 (-14)
Adam Hadwin	130 (-12)
Scott Piercy	132 (-10)
Brian Harman	132 (-10)
Sam Saunders	132 (-10)
Sam Burns	132 (-10)
<b>Matthew Wolff</b>	136 (-6)

### Round 3

Bryson DeChambeau	198 (-15)
Collin Morikawa	198 (-15)
<b>Matthew Wolff</b>	198 (-15)
Adam Hadwin	199 (-14)
Wyndham Clark	199 (-14)

## Order of Finish (cut: 36 HOLES: 85 professionals at -3 (139) or better. 54 HOLES: 73 professionals at -5 (208) or better.)

Pos	Player	Scores	Total	FedExCup Points	Earnings	Pos	Player	Scores	Total	FedExCup Points	Earnings	Pos	Player	Scores	Total	FedExCup Points	Earnings
1	Matthew Wolff	69 67 62 65	263 (-21)	--	\$1,152,000	T53	Tyrone Van Aswegen	69 70 69 67	275 (-9)	7	\$14,891	CUT	Luke List	73 69	142 (E)	--	--
T2	Collin Morikawa	68 66 64 66	264 (-20)	--	\$563,200	T53	Brendan Steele	66 68 73 68	275 (-9)	7	\$14,891	CUT	Kris Blanks	73 69	142 (E)	--	--
T2	Bryson DeChambeau	66 62 70 66	264 (-20)	245	\$563,200	T56	Brian Gay	67 72 68 69	276 (-8)	6	\$14,528	CUT	Matt Jones	74 68	142 (E)	--	--
4	Adam Hadwin	64 66 69 67	266 (-18)	135	\$307,200	T56	Rod Pampling	70 69 68 69	276 (-8)	6	\$14,528	CUT	Charley Hoffman	71 71	142 (E)	--	--
T5	Carlos Ortiz	67 67 69 64	267 (-17)	105	\$243,200	T58	Tom Lehman	67 69 68 73	277 (-7)	5	\$13,952	CUT	Si Woo Kim	71 71	142 (E)	--	--
T5	Wyndham Clark	66 69 64 68	267 (-17)	105	\$243,200	T58	David Hearn	70 67 69 71	277 (-7)	5	\$13,952	CUT	Mark Baldwin	71 71	142 (E)	--	--
T7	Sam Burns	66 66 72 64	268 (-16)	78	\$179,733	T58	Justin Suh	67 68 73 69	277 (-7)	--	\$13,952	CUT	Nyasha Mauchaza	72 70	142 (E)	--	--
T7	Troy Merritt	70 64 66 68	268 (-16)	78	\$179,733	T58	Kyle Jones	70 69 69 69	277 (-7)	5	\$13,952	CUT	Wes Roach	69 73	142 (E)	--	--
T7	Hideki Matsuyama	64 70 66 68	268 (-16)	78	\$179,733	T58	Zack Sucher	68 71 68 70	277 (-7)	5	\$13,952	CUT	Adam Long	71 72	143 (+1)	--	--
T7	Joey Garber	73 65 65 65	268 (-16)	78	\$179,733	T58	Satoshi Kodaira	70 67 70 70	277 (-7)	5	\$13,952	CUT	Adam Schenk	71 72	143 (+1)	--	--
T7	Lucas Glover	67 72 67 62	268 (-16)	78	\$179,733	T58	Curtis Luck	68 65 73 71	277 (-7)	5	\$13,952	CUT	J.J. Henry	68 75	143 (+1)	--	--
T7	Brian Harman	65 67 71 65	268 (-16)	78	\$179,733	65	Brooks Koepka	67 72 67 72	278 (-6)	4	\$13,440	CUT	Alex Prugh	70 73	143 (+1)	--	--
T13	Fabián Gómez	68 68 68 65	269 (-15)	59	\$128,000	T66	Stephan Jaeger	69 68 69 73	279 (-5)	3	\$12,992	CUT	Scott Langley	72 71	143 (+1)	--	--
T13	Viktor Hovland	69 66 69 65	269 (-15)	--	\$128,000	T66	Mackenzie Hughes	67 68 72 72	279 (-5)	3	\$12,992	CUT	Brian Dwyer	73 70	143 (+1)	--	--
T15	Sungjae Im	65 70 68 67	270 (-14)	48	\$92,960	T66	J.J. Spaun	68 70 69 72	279 (-5)	3	\$12,992	CUT	Brandon Harkins	71 73	144 (+2)	--	--
T15	Daniel Berger	68 66 69 67	270 (-14)	48	\$92,960	T66	Keith Mitchell	69 66 69 75	279 (-5)	3	\$12,992	CUT	Brady Schnell	77 67	144 (+2)	--	--
T15	Scott Brown	68 65 68 69	270 (-14)	48	\$92,960	T66	Jason Day	69 70 69 71	279 (-5)	3	\$12,992	CUT	Chris Stroud	72 72	144 (+2)	--	--
T15	Shawn Stefani	69 66 68 67	270 (-14)	48	\$92,960	T66	Jason Dufner	70 65 70 74	279 (-5)	3	\$12,992	CUT	Freddie Jacobson	74 70	144 (+2)	--	--
T15	Roger Sloan	67 67 67 69	270 (-14)	48	\$92,960	72	Sebastián Muñoz	70 66 67 77	280 (-4)	3	\$12,544	CUT	Ryan Moore	69 75	144 (+2)	--	--
T15	Scott Piercy	62 70 69 69	270 (-14)	48	\$92,960	73	Talor Gooch	69 70 67 75	281 (-3)	3	\$12,416	CUT	Martin Trainer	74 70	144 (+2)	--	--
T15	Charlie Danielson	73 66 64 67	270 (-14)	--	\$92,960	T74	Jimmy Walker	69 70 70	209 (-4)	2	\$12,032	CUT	Chad Campbell	74 70	144 (+2)	--	--
T15	Adam Svensson	70 64 69 67	270 (-14)	48	\$92,960	T74	Bill Haas	70 68 71	209 (-4)	2	\$12,032	CUT	Cody Gribble	70 74	144 (+2)	--	--
T23	Chase Wright	69 66 69 67	271 (-13)	31	\$49,105	T74	Robert Garrigus	71 67 71	209 (-4)	2	\$12,032	CUT	Dominic Bozzelli	71 73	144 (+2)	--	--
T23	Johnson Wagner	69 69 64 69	271 (-13)	31	\$49,105	T74	Ryan Blaum	68 67 74	209 (-4)	2	\$12,032	CUT	Michael Kim	72 72	144 (+2)	--	--
T23	Charles Howell III	68 66 66 71	271 (-13)	31	\$49,105	T74	Scott Stallings	70 66 73	209 (-4)	2	\$12,032	CUT	Chad Collins	74 71	145 (+3)	--	--
T23	Arjun Atwal	65 68 68 70	271 (-13)	31	\$49,105	T79	Matt Every	73 64 73	210 (-3)	2	\$11,520	CUT	Colt Knost	71 74	145 (+3)	--	--
T23	Patrick Reed	69 67 68 67	271 (-13)	31	\$49,105	T79	Roberto Diaz	67 71 72	210 (-3)	2	\$11,520	CUT	Martin Piller	73 72	145 (+3)	--	--
T23	Sam Saunders	65 67 72 67	271 (-13)	31	\$49,105	T79	Max Homa	68 69 73	210 (-3)	2	\$11,520	CUT	Kyoung-Hoon Lee	72 74	146 (+4)	--	--
T23	Brice Garnett	67 71 67 66	271 (-13)	31	\$49,105	82	Anders Albertson	72 67 72	211 (-2)	2	\$11,264	CUT	Sung Kang	70 76	146 (+4)	--	--
T23	Tony Finau	66 68 69 68	271 (-13)	31	\$49,105	83	Tyler Duncan	70 68 74	212 (-1)	2	\$11,136	CUT	Tom Lovelady	74 72	146 (+4)	--	--
T23	Joaquin Niemann	73 63 65 70	271 (-13)	31	\$49,105	84	Anirban Lahiri	71 67 75	213 (E)	2	\$11,008	CUT	Jonas Blixt	71 75	146 (+4)	--	--
T23	Tom Hoge	68 71 65 67	271 (-13)	31	\$49,105	85	Michael Thompson	71 67 76	214 (+1)	2	\$10,880	CUT	Rory Sabbatini	75 71	146 (+4)	--	--
T23	Denny McCarthy	66 68 70 67	271 (-13)	31	\$49,105	CUT	Sangmoon Bae	69 71	140 (-2)	--	--	CUT	Doc Redman	77 69	146 (+4)	--	--
T34	Hank Lebioda	69 68 67 68	272 (-12)	19	\$30,960	CUT	Peter Uihlein	69 71	140 (-2)	--	--	CUT	Smylie Kaufman	74 73	147 (+5)	--	--
T34	Beau Hossler	68 71 65 68	272 (-12)	19	\$30,960	CUT	David Lingmerth	72 68	140 (-2)	--	--	CUT	Phil Mickelson	74 73	147 (+5)	--	--
T34	Sam Ryder	69 66 71 66	272 (-12)	19	\$30,960	CUT	Russell Henley	70 70	140 (-2)	--	--	CUT	Tim Herron	73 74	147 (+5)	--	--
T34	Bronson Burgoon	73 64 67 68	272 (-12)	19	\$30,960	CUT	Morgan Hoffmann	73 67	140 (-2)	--	--	CUT	Ted Potter, Jr.	72 76	148 (+6)	--	--
T34	Robert Streb	68 70 67 67	272 (-12)	19	\$30,960	CUT	Andrew Landry	68 72	140 (-2)	--	--	CUT	Ben Crane	75 73	148 (+6)	--	--
T34	Bud Cauley	71 67 68 66	272 (-12)	19	\$30,960	CUT	Alex Cejka	70 70	140 (-2)	--	--	CUT	Nick Watney	71 77	148 (+6)	--	--
T34	Patton Kizzire	65 74 67 66	272 (-12)	19	\$30,960	CUT	Hunter Mahan	72 68	140 (-2)	--	--	CUT	Whee Kim	77 71	148 (+6)	--	--
T34	Kevin Streelman	68 65 69 70	272 (-12)	19	\$30,960	CUT	Cameron Davis	70 70	140 (-2)	--	--	CUT	Ben Silverman	76 73	149 (+7)	--	--
T42	Ryan Armour	66 71 69 67	273 (-11)	13	\$23,040	CUT	Kelly Kraft	73 67	140 (-2)	--	--	CUT	Cameron Champ	75 74	149 (+7)	--	--
T42	Cameron Tringale	66 71 67 69	273 (-11)	13	\$23,040	CUT	Ollie Schniederjans	70 70	140 (-2)	--	--	CUT	Julian Etulain	77 74	151 (+9)	--	--
T42	Martin Laird	70 67 71 65	273 (-11)	13	\$23,040	CUT	Trey Mullinax	71 70	141 (-1)	--	--	CUT	Chesson Hadley	81 70	151 (+9)	--	--
T42	Kramer Hickok	68 69 68 68	273 (-11)	13	\$23,040	CUT	Austin Cook	68 73	141 (-1)	--	--	CUT	Will Claxton	82 71	153 (+11)	--	--
T46	Richy Werenski	71 67 70 66	274 (-10)	9	\$17,115	CUT	Seth Reeves	72 69	141 (-1)	--	--	CUT	John Chin	81 72	153 (+11)	--	--
T46	Corey Connors	70 64 70 70	274 (-10)	9	\$17,115	CUT	Sepp Straka	73 68	141 (-1)	--	--	CUT	Craig Brischke	82 78	160 (+18)	--	--
T46	Dylan Frittelli	66 69 66 73	274 (-10)	9	\$17,115	CUT	Josh Teater	69 72	141 (-1)	--	--	W/D	Kevin Na	75	75 (+4)	--	--
T46	Roberto Castro	69 69 67 69	274 (-10)	9	\$17,115	CUT	Alvaro Ortiz	73 68	141 (-1)	--	--	W/D	Nicholas Lindheim	78	78 (+7)	--	--
T46	Keegan Bradley	70 68 69 67	274 (-10)	9	\$17,115	CUT	Chris Thompson	74 67	141 (-1)	--	--						
T46	Peter Malnati	67 70 70 67	274 (-10)	9	\$17,115	CUT	Harris English	69 72	141 (-1)	--	--						
T46	Nick Taylor	67 69 70 68	274 (-10)	9	\$17,115	CUT	Danny Lee	71 70	141 (-1)	--	--						
T53	Pat Perez	67 72 67 69	275 (-9)	7	\$14,891	CUT	Nate Lashley	69 73	142 (E)	--	--						

## Notes

Playing on a sponsor exemption, Matthew Wolff claimed his first career PGA TOUR victory in his fourth start at the age of 20 years, 2 months, 23 days. Wolff holed a 26-foot, 1-inch eagle putt from off the green on the 72nd hole to win by one over Bryson DeChambeau and Collin Morikawa.

At age 20, Matthew Wolff became the first player since Jordan Spieth at the 2013 John Deere Classic to win on TOUR before his 21st birthday. Only eight previous wins in TOUR history came at a younger age.

With the victory, Matthew Wolff became eligible for PGA TOUR membership through the 2020-21 season and for the 2018-19 FedExCup Playoffs.

Matthew Wolff became the first player since Dustin Johnson at the 2018 FedEx St. Jude Classic to win by holing a shot from off the green at the 72nd hole and the first player to win playing on a sponsor exemption since Billy Hurley III at the 2016 Quicken Loans National.

Only Ben Crenshaw and Tiger Woods had previously won the individual title at the NCAA Championships and a PGA TOUR event in the same year.

Bryson DeChambeau finished T2, holing an eagle putt at the 72nd hole to take the clubhouse lead before Matthew Wolff made an eagle to win by one stroke. DeChambeau, who held the 36-hole lead, entered the final round tied for the lead with Wolff and Collin Morikawa, failing to successfully convert a 54-hole lead/co-lead for the first time in his career.

Bryson DeChambeau played the first 36 holes without a bogey for the first time in his career, and his second-round 62 was the first sub-63 score of his career.

Playing on a sponsor exemption in his fourth career start as a professional, Collin Morikawa tied Bryson DeChambeau for second, earning enough non-member FedExCup points to qualify for Special Temporary Membership. Morikawa played with eventual champion Matthew Wolff in the final pairing during the final round.

**WEATHER: Thursday:** Mostly cloudy. High of 85. Wind SW 6-12 mph. First round was suspended for 36 minutes from 1:10 p.m. until 1:46 p.m. due to lightning in the area.  
**Friday:** Mostly cloudy. High of 81. Wind NNE 8-12 mph. **Saturday:** Partly cloudy. High of 80. Wind NE 6-12 mph. **Sunday:** Partly cloudy. High of 80. Wind ESE 5-10 mph.

## Tournament Record: 263

Matthew Wolff (2019)

### TPC Twin Cities: 62

Scott Piercy (2019), Bryson DeChambeau (2019), Matthew Wolff (2019), Lucas Glover (2019)

## Tournament History

End Date	Purse	Winner	Score	Runner-Up	Earnings	Location (Par/Yards)
<b>3M Open</b>						
7/7/19	\$6,400,000	Matthew Wolff	263 (-21)	Bryson DeChambeau - 264 (-20) Collin Morikawa - 264 (-20)	\$1,152,000	TPC Twin Cities, Blaine, MN (71/7,468)

\* indicates playoff

# Wyndham Championship

Greensboro, North Carolina • August 1-4, 2019

Sedgefield CC

Par/Yards: 35-35--70 | 7,127



PGA TOUR event 46 of 49

FedExCup Points (first): 500

Purse: \$6,200,000

**Winner: J.T. Poston**

FedExCup Points: 500

65-65-66-62 258 (-22) | \$1,116,000

## Leaders

### Round 1

Byeong Hun An	62 (-8)
Sungjae Im	62 (-8)
Rory Sabbatini	63 (-7)
Johnson Wagner	63 (-7)
Mackenzie Hughes	63 (-7)
Patrick Rodgers	63 (-7)
<b>J.T. Poston</b>	<b>65 (-5)</b>

### Round 2

Byeong Hun An	127 (-13)
Brice Garnett	128 (-12)
Josh Teater	129 (-11)
Webb Simpson	129 (-11)
Patton Kizzire	129 (-11)
Mackenzie Hughes	129 (-11)
Sungjae Im	129 (-11)
Adam Svensson	129 (-11)
<b>J.T. Poston</b>	<b>130 (-10)</b>

### Round 3

Byeong Hun An	193 (-17)
Webb Simpson	194 (-16)
Brice Garnett	194 (-16)
Ryan Armour	195 (-15)
Paul Casey	196 (-14)
Viktor Hovland	196 (-14)
<b>J.T. Poston</b>	<b>196 (-14)</b>

## Order of Finish (cut: 36 HOLES: 83 professionals at -4 (136) or better. 54 HOLES: 76 professionals at -4 (206) or better.)

Pos	Player	Scores	Total	FedExCup Points	Earnings	Pos	Player	Scores	Total	FedExCup Points	Earnings	Pos	Player	Scores	Total	FedExCup Points	Earnings
1	J.T. Poston	65 65 66 62	258 (-22)	500	\$1,116,000	T53	Zach Johnson	68 68 70 66	272 (-8)	6	\$14,154	CUT	Carter Page	70 68	138 (-2)	--	--
2	Webb Simpson	64 65 65 65	259 (-21)	300	\$669,600	T53	Bill Haas	66 68 69 69	272 (-8)	6	\$14,154	CUT	Charlie Danielson	71 67	138 (-2)	--	--
3	Byeong Hun An	62 65 66 67	260 (-20)	190	\$421,600	T53	Chesson Hadley	69 64 69 70	272 (-8)	6	\$14,154	CUT	Whee Kim	69 69	138 (-2)	--	--
4	Viktor Hovland	66 66 64 65	261 (-19)	--	\$297,600	T53	Anirban Lahiri	67 67 68 70	272 (-8)	6	\$14,154	CUT	Stephan Jaeger	70 68	138 (-2)	--	--
5	Si Woo Kim	66 65 68 64	263 (-17)	110	\$248,000	T53	Roberto Castro	66 68 69 69	272 (-8)	6	\$14,154	CUT	Chase Wright	67 71	138 (-2)	--	--
T6	Sungjae Im	62 67 70 65	264 (-16)	81	\$181,129	T53	Joel Dahmen	65 68 72 67	272 (-8)	6	\$14,154	CUT	Ben Silverman	72 67	139 (-1)	--	--
T6	Rory Sabbatini	63 68 66 67	264 (-16)	81	\$181,129	T60	José de Jesús Rodríguez	67 67 70 69	273 (-7)	4	\$13,144	CUT	Adam Schenk	68 71	139 (-1)	--	--
T6	Josh Teater	64 65 71 64	264 (-16)	81	\$181,129	T60	Kiradech Aphibarnrat	64 72 69 68	273 (-7)	4	\$13,144	CUT	Dylan Frittelli	71 68	139 (-1)	--	--
T6	Brian Harman	67 65 66 66	264 (-16)	81	\$181,129	T60	Seamus Power	64 69 71 69	273 (-7)	4	\$13,144	CUT	Kyung-Hoon Lee	68 71	139 (-1)	--	--
T6	Brice Garnett	64 64 66 70	264 (-16)	81	\$181,129	T60	Scott Brown	67 68 68 70	273 (-7)	4	\$13,144	CUT	Chris Stroud	67 72	139 (-1)	--	--
T6	Billy Horschel	68 67 65 64	264 (-16)	81	\$181,129	T60	Harold Varner III	66 66 71 70	273 (-7)	4	\$13,144	CUT	Chris Thompson	69 70	139 (-1)	--	--
T6	Jason Kokrak	70 64 64 66	264 (-16)	81	\$181,129	T60	Ted Potter, Jr.	64 70 71 68	273 (-7)	4	\$13,144	CUT	Matt Jones	69 70	139 (-1)	--	--
T13	Kyle Stanley	65 69 67 64	265 (-15)	54	\$109,533	T60	Alex Cejka	69 67 69 68	273 (-7)	4	\$13,144	CUT	Hunter Mahan	74 66	140 (E)	--	--
T13	Fabian Gómez	67 64 66 68	265 (-15)	54	\$109,533	T60	Alex Noren	69 67 69 68	273 (-7)	4	\$13,144	CUT	Steve Scott	69 71	140 (E)	--	--
T13	Patton Kizzire	65 64 69 67	265 (-15)	54	\$109,533	T60	Sam Ryder	68 68 70 67	273 (-7)	4	\$13,144	CUT	Bronson Burgoon	71 69	140 (E)	--	--
T13	Johnson Wagner	63 69 67 66	265 (-15)	54	\$109,533	T69	J.J. Spaun	67 69 70 68	274 (-6)	3	\$12,400	CUT	Sangmoon Bae	71 69	140 (E)	--	--
T13	Paul Casey	65 65 66 69	265 (-15)	54	\$109,533	T69	Boo Weekley	67 67 69 71	274 (-6)	3	\$12,400	CUT	Beau Hossler	69 71	140 (E)	--	--
T13	Joaquin Niemann	67 66 69 63	265 (-15)	54	\$109,533	T69	John Chin	67 67 70 70	274 (-6)	3	\$12,400	CUT	Kelly Kraft	73 68	141 (+1)	--	--
T19	Matthew Wolff	65 67 67 67	266 (-14)	45	\$80,600	T72	Peter Uihlein	68 68 70 69	275 (-5)	3	\$12,028	CUT	Nicholas Lindheim	69 72	141 (+1)	--	--
T19	Andrew Landry	65 68 65 68	266 (-14)	45	\$80,600	T72	Lucas Glover	67 68 71 69	275 (-5)	3	\$12,028	CUT	Anders Albertson	70 71	141 (+1)	--	--
T19	Roberto Díaz	67 68 65 66	266 (-14)	45	\$80,600	T72	Austin Cook	66 68 66 75	275 (-5)	3	\$12,028	CUT	Sam Saunders	72 69	141 (+1)	--	--
T22	Patrick Reed	68 66 70 63	267 (-13)	34	\$53,044	75	Michael Thompson	69 67 70 70	276 (-4)	3	\$11,780	CUT	Chad Collins	67 74	141 (+1)	--	--
T22	Shawn Stefani	66 66 67 68	267 (-13)	34	\$53,044	76	Mike Weir	67 69 68 74	278 (-2)	2	\$11,656	CUT	Rod Pampling	70 71	141 (+1)	--	--
T22	Bud Cauley	65 66 69 67	267 (-13)	34	\$53,044	77	Tom Hoge	66 69 72	207 (-3)	2	\$11,532	CUT	Brian Gay	70 71	141 (+1)	--	--
T22	Charles Howell III	66 65 68 68	267 (-13)	34	\$53,044	T78	Kyle Jones	67 69 72	208 (-2)	2	\$11,284	CUT	Jonathan Byrd	72 69	141 (+1)	--	--
T22	Ryan Armour	64 66 65 72	267 (-13)	34	\$53,044	T78	Hank Lebioda	71 65 72	208 (-2)	2	\$11,284	CUT	Ryan Blaum	70 71	141 (+1)	--	--
T22	Denny McCarthy	65 69 68 65	267 (-13)	34	\$53,044	T78	Jordan Spieth	64 67 77	208 (-2)	2	\$11,284	CUT	Martin Kaymer	66 75	141 (+1)	--	--
T22	Cameron Davis	66 67 69 65	267 (-13)	34	\$53,044	T81	Alex Prugh	66 70 73	209 (-1)	2	\$10,912	CUT	Jimmy Walker	68 74	142 (+2)	--	--
T22	Corey Conners	69 66 65 67	267 (-13)	34	\$53,044	T81	Wyndham Clark	68 68 73	209 (-1)	2	\$10,912	CUT	Doc Redman	70 72	142 (+2)	--	--
T22	Mackenzie Hughes	63 66 69 69	267 (-13)	34	\$53,044	T81	Patrick Rodgers	63 72 74	209 (-1)	2	\$10,912	CUT	Luke Donald	72 70	142 (+2)	--	--
T31	Adam Svensson	68 61 70 69	268 (-12)	24	\$36,766	CUT	Dominic Bozzelli	68 69	137 (-3)	--	--	CUT	Will Claxton	71 71	142 (+2)	--	--
T31	Collin Morikawa	66 67 70 65	268 (-12)	24	\$36,766	CUT	Cameron Smith	66 71	137 (-3)	--	--	CUT	Kevin Tway	74 68	142 (+2)	--	--
T31	Russell Henley	69 64 67 68	268 (-12)	24	\$36,766	CUT	Abraham Ancer	68 69	137 (-3)	--	--	CUT	Scott Langley	71 71	142 (+2)	--	--
T31	Scott Stallings	69 64 67 68	268 (-12)	24	\$36,766	CUT	Kramer Hickok	67 70	137 (-3)	--	--	CUT	Seth Reeves	73 69	142 (+2)	--	--
T31	Brian Stuard	66 66 67 69	268 (-12)	24	\$36,766	CUT	Andy Pope	67 70	137 (-3)	--	--	CUT	Peter Malnati	67 75	142 (+2)	--	--
T36	Brandon Harkins	68 64 69 68	269 (-11)	19	\$30,483	CUT	Hideki Matsuyama	67 70	137 (-3)	--	--	CUT	John Lyras	73 70	143 (+3)	--	--
T36	Scott Piercy	69 66 66 68	269 (-11)	19	\$30,483	CUT	Brady Schnell	66 71	137 (-3)	--	--	CUT	Adam Long	73 70	143 (+3)	--	--
T36	Paul Peterson	68 66 68 67	269 (-11)	--	\$30,483	CUT	Satoshi Kodaira	66 71	137 (-3)	--	--	CUT	J.J. Henry	73 70	143 (+3)	--	--
T39	Daniel Berger	69 67 67 67	270 (-10)	13	\$22,940	CUT	Nick Taylor	68 69	137 (-3)	--	--	CUT	Charley Hoffman	71 72	143 (+3)	--	--
T39	Sepp Straka	65 66 67 72	270 (-10)	13	\$22,940	CUT	Padraig Harrington	68 69	137 (-3)	--	--	CUT	Nick Watney	71 72	143 (+3)	--	--
T39	Tyler Duncan	68 67 69 66	270 (-10)	13	\$22,940	CUT	Pat Perez	70 67	137 (-3)	--	--	CUT	Stewart Cink	72 72	144 (+4)	--	--
T39	Richy Werenski	68 68 68 66	270 (-10)	13	\$22,940	CUT	Jonas Blixt	70 67	137 (-3)	--	--	CUT	Curtis Luck	70 74	144 (+4)	--	--
T39	Brandt Snedeker	64 70 68 68	270 (-10)	13	\$22,940	CUT	Jason Dufner	67 70	137 (-3)	--	--	CUT	Cody Gribble	71 73	144 (+4)	--	--
T39	Vaughn Taylor	68 66 68 68	270 (-10)	13	\$22,940	CUT	Kevin Streelman	70 67	137 (-3)	--	--	CUT	Martin Trairer	75 70	145 (+5)	--	--
T39	Harris English	68 68 70 64	270 (-10)	13	\$22,940	CUT	Luke List	68 70	138 (-2)	--	--	CUT	Robert Streb	73 72	145 (+5)	--	--
T39	Carlos Ortiz	69 64 66 71	270 (-10)	13	\$22,940	CUT	Martin Laird	65 73	138 (-2)	--	--	CUT	Brendan Steele	70 75	145 (+5)	--	--
T39	Roger Sloan	69 66 70 65	270 (-10)	13	\$22,940	CUT	Troy Merritt	68 70	138 (-2)	--	--	CUT	Michael Kim	72 74	146 (+6)	--	--
T48	Russell Knox	67 68 69 67	271 (-9)	9	\$15,773	CUT	Zack Sucher	66 72	138 (-2)	--	--	CUT	Cameron Champ	71 76	147 (+7)	--	--
T48	Branden Grace	67 68 70 66	271 (-9)	9	\$15,773	CUT	Adam Hadwin	68 70	138 (-2)	--	--	DQ	Danny Lee	70	70 (E)	--	--
T48	Chez Reavie	66 67 68 70	271 (-9)	9	\$15,773	CUT	Lucas Bjerregaard	69 69	138 (-2)	--	--						
T48	Aaron Wise	71 64 65 71	271 (-9)	9	\$15,773	CUT	Julián Etulain	69 69	138 (-2)	--	--						
T48	Sebastián Muñoz	69 66 68 68	271 (-9)	9	\$15,773	CUT	Joey Garber	70 68	138 (-2)	--	--						
T53	Wes Roach	67 68 68 69	272 (-8)	6	\$14,154	CUT	Talor Gooch	70 68	138 (-2)	--	--						

## Notes

North Carolina native J.T. Poston came from three shots behind to win the Wyndham Championship, his first PGA TOUR victory in his 77th career start at the age of 26 years, 2 months 3 days.

J.T. Poston, equaled Davis Love III (1992) for the lowest final-round score by a champion in tournament history (62) and became the first player on the PGA TOUR since Lee Trevino in 1974 to win a 72-hole, stroke-play event without recording a bogey or worse.

Webb Simpson recorded his 10th career runner-up on the PGA TOUR and second consecutive in the event.

Two players moved inside the top 125 in the FedExCup standings to qualify for the FedExCup Playoffs: Patton Kizzire (T13) and Andrew Landry (T19). As a result, two players fell out of the top 125 and failed to advance to the Playoffs: Robert Streb (MC) and Alex Noren (T60).

En route to a second-round 6-under 64, Patton Kizzire eagled Nos. 5 and 6, becoming just the second player to record back-to-back eagles since the event returned to Sedgefield Country Club in 2008 (Bill Haas /2012/R2/Nos.14-15. He joined Phil Mickelson (2001 Buick Open and Open Championship) as the only players since 1983 with multiple instances of back-to-back eagles in a season (2018 Mayakoba Golf Classic/R1/Nos. 5&6).

After holding at least a share of the lead each of the first three rounds (including a one-stroke advantage entering the final round), Byeong Hun An closed with a 3-under 67 to finish solo-third. After no bogeys on his first 68 holes, An bogeyed Nos. 15 and 18.

Non-member Viktor Hovland finished solo-fourth in his fifth professional start on the PGA TOUR.

In his bid to join Sam Snead (1949-50, 1955-56) as players to successfully defend a title at the Wyndham Championship, 2007 and 2018 tournament champion Brandt Snedeker finished T39.

Despite missing the cut, Pat Perez finished No. 125 to earn the final spot in the FedExCup Playoffs, just two points ahead of Richy Werenski (No. 126).

**WEATHER: Thursday:** Partly cloudy, with a high of 88. Wind SSW 4-8 mph. **Friday:** Mostly cloudy, with a high of 81. Wind SSE 4-8 mph. Due to 3.17 inches of rain overnight, preferred lies were utilized for the second consecutive day. **Saturday:** Mostly cloudy, with a high of 86. Wind NE 4-8 mph. **Sunday:** Partly cloudy, with a high of 88. Wind SW 4-8 mph.

### Tournament Record: 258

J.T. Poston (2019), Henrik Stenson (2017)

### Sedgefield CC: 59

Brandt Snedeker (2018)

## Tournament History

End Date	Purse	Winner	Score	Runner-Up	Earnings	Location (Par/Yards)
<b>Wyndham Championship</b>						
8/4/19	\$6,200,000	J.T. Poston	258 (-22)	Webb Simpson - 259 (-21)	\$1,116,000	Sedgefield CC, Greensboro, NC (70/7,127)
8/19/18	\$6,000,000	Brandt Snedeker	259 (-21)	Webb Simpson - 262 (-18) Cheng Tsung Pan - 262 (-18)	\$1,080,000	Sedgefield CC, Greensboro, NC (70/7,127)
8/20/17	\$5,800,000	Henrik Stenson	258 (-22)	Ollie Schniederjans - 259 (-21)	\$1,044,000	Sedgefield CC, Greensboro, NC (70/7,127)
8/21/16	\$5,600,000	Si Woo Kim	259 (-21)	Luke Donald - 264 (-16)	\$1,008,000	Sedgefield CC, Greensboro, NC (70/7,127)
8/23/15	\$5,400,000	Davis Love III	263 (-17)	Jason Gore - 264 (-16)	\$972,000	Sedgefield CC, Greensboro, NC (70/7,127)
8/17/14	\$5,300,000	Camilo Villegas	263 (-17)	Freddie Jacobson - 264 (-16) Bill Haas - 264 (-16)	\$954,000	Sedgefield CC, Greensboro, NC (70/7,127)
8/18/13	\$5,300,000	Patrick Reed *	266 (-14)	Jordan Spieth - 266 (-14)	\$954,000	Sedgefield CC, Greensboro, NC (70/7,127)
8/19/12	\$5,200,000	Sergio Garcia	262 (-18)	Tim Clark - 264 (-16)	\$936,000	Sedgefield CC, Greensboro, NC (70/7,117)
8/21/11	\$5,200,000	Webb Simpson	262 (-18)	George McNeill - 265 (-15)	\$936,000	Sedgefield CC, Greensboro, NC (70/7,117)
8/22/10	\$5,100,000	Arjun Atwal	260 (-20)	David Toms - 261 (-19)	\$918,000	Sedgefield CC, Greensboro, NC (70/7,117)
8/23/09	\$5,100,000	Ryan Moore *	264 (-16)	Jason Bohn - 264 (-16) Kevin Stadler - 264 (-16)	\$918,000	Sedgefield CC, Greensboro, NC (70/7,117)
8/17/08	\$5,100,000	Carl Pettersson	259 (-21)	Scott McCarron - 261 (-19)	\$918,000	Sedgefield CC, Greensboro, NC (70/7,118)
8/19/07	\$5,000,000	Brandt Snedeker	266 (-22)	Billy Mayfair - 268 (-20) Tim Petrovic - 268 (-20) Jeff Overton - 268 (-20)	\$900,000	Forest Oaks CC, Greensboro, NC (72/7,333)
<b>Chrysler Classic of Greensboro</b>						
10/8/06	\$5,000,000	Davis Love III	272 (-16)	Jason Bohn - 274 (-14)	\$900,000	Forest Oaks CC, Greensboro, NC (72/7,333)
10/2/05	\$5,000,000	K.J. Choi	266 (-22)	Shigeki Maruyama - 268 (-20)	\$900,000	Forest Oaks CC, Greensboro, NC (72/7,333)
10/17/04	\$4,600,000	Brent Geiberger	270 (-18)	Michael Allen - 272 (-16)	\$828,000	Forest Oaks CC, Greensboro, NC (72/7,311)
10/19/03	\$4,500,000	Shigeki Maruyama	266 (-22)	Brad Faxon - 271 (-17)	\$810,000	Forest Oaks CC, Greensboro, NC (72/7,311)
<b>Greater Greensboro Chrysler Classic</b>						
4/28/02	\$3,800,000	Rocco Mediate	272 (-16)	Mark Calcavecchia - 275 (-13)	\$684,000	Forest Oaks CC, Greensboro, NC (72/7,062)
4/29/01	\$3,500,000	Scott Hoch	272 (-16)	Scott Simpson - 273 (-15) Brett Quigley - 273 (-15)	\$630,000	Forest Oaks CC, Greensboro, NC (72/7,062)
4/23/00	\$3,000,000	Hal Sutton	274 (-14)	Andrew Magee - 277 (-11)	\$540,000	Forest Oaks CC, Greensboro, NC (72/7,062)
4/25/99	\$2,600,000	Jesper Parnevik	265 (-23)	Jim Furyk - 267 (-21)	\$468,000	Forest Oaks CC, Greensboro, NC (72/7,062)
4/26/98	\$2,200,000	Trevor Dodds *	276 (-12)	Scott Verplank - 276 (-12)	\$396,000	Forest Oaks CC, Greensboro, NC (72/7,062)
4/27/97	\$1,900,000	Frank Nobilo *	274 (-14)	Brad Faxon - 274 (-14)	\$342,000	Forest Oaks CC, Greensboro, NC (72/7,062)
4/28/96	\$1,800,000	Mark O'Meara	274 (-14)	Duffy Waldorf - 276 (-12)	\$324,000	Forest Oaks CC, Greensboro, NC (72/6,958)
<b>KMart Greater Greensboro Open</b>						
4/23/95	\$1,500,000	Jim Gallagher, Jr.	274 (-14)	Peter Jacobsen - 275 (-13) Jeff Sluman - 275 (-13)	\$270,000	Forest Oaks CC, Greensboro, NC (72/6,958)
4/24/94	\$1,500,000	Mike Springer	275 (-13)	Brad Bryant - 278 (-10) Ed Humenik - 278 (-10) Hale Irwin - 278 (-10)	\$270,000	Forest Oaks CC, Greensboro, NC (72/6,958)
4/25/93	\$1,500,000	Rocco Mediate *	281 (-7)	Steve Elkington - 281 (-7)	\$270,000	Forest Oaks CC, Greensboro, NC (72/6,958)
4/26/92	\$1,250,000	Davis Love III	272 (-16)	John Cook - 278 (-10)	\$225,000	Forest Oaks CC, Greensboro, NC (72/6,958)
4/28/91	\$1,125,000	Mark Brooks *	275 (-13)	Gene Sauers - 275 (-13)	\$225,000	Forest Oaks CC, Greensboro, NC (72/6,958)
4/22/90	\$1,250,000	Steve Elkington	282 (-6)	Mike Reid - 284 (-4) Jeff Sluman - 284 (-4)	\$225,000	Forest Oaks CC, Greensboro, NC (72/6,958)
4/23/89	\$1,000,000	Ken Green	277 (-11)	John Huston - 279 (-9)	\$180,000	Forest Oaks CC, Greensboro, NC (72/6,958)
4/3/88	\$1,000,000	Sandy Lyle *	271 (-17)	Ken Green - 271 (-17)	\$180,000	Forest Oaks CC, Greensboro, NC (72/6,958)
<b>Greater Greensboro Open</b>						
4/5/87	\$600,000	Scott Simpson	282 (-6)	Clarence Rose - 284 (-4)	\$108,000	Forest Oaks CC, Greensboro, NC (72/6,984)
4/6/86	\$500,000	Sandy Lyle	275 (-13)	Andy Bean - 277 (-11)	\$90,000	Forest Oaks CC, Greensboro, NC (72/6,984)
4/7/85	\$400,000	Joey Sindelar	285 (-3)	Isao Aoki - 286 (-2) Craig Stadler - 286 (-2)	\$72,000	Forest Oaks CC, Greensboro, NC (72/6,984)
4/8/84	\$400,000	Andy Bean	280 (-8)	George Archer - 282 (-6)	\$72,000	Forest Oaks CC, Greensboro, NC (72/6,984)
4/3/83	\$400,000	Lanny Wadkins	275 (-13)	Craig Stadler - 280 (-8) Denis Watson - 280 (-8)	\$72,000	Forest Oaks CC, Greensboro, NC (72/6,984)
4/4/82	\$300,000	Danny Edwards	285 (-3)	Bobby Clampett - 286 (-2)	\$54,000	Forest Oaks CC, Greensboro, NC (72/6,984)
4/5/81	\$300,000	Larry Nelson *	281 (-7)	Mark Hayes - 281 (-7)	\$54,000	Forest Oaks CC, Greensboro, NC (72/6,984)
4/6/80	\$250,000	Craig Stadler	275 (-13)	George Burns - 281 (-7) Billy Kratzert - 281 (-7) Jack Newton - 281 (-7) Jerry Pate - 281 (-7)	\$45,000	Forest Oaks CC, Greensboro, NC (72/6,958)
4/8/79	\$250,000	Raymond Floyd	282 (-6)	George Burns - 283 (-5) Gary Player - 283 (-5)	\$45,000	Forest Oaks CC, Greensboro, NC (72/6,958)
4/2/78	\$240,000	Seve Ballesteros	282 (-6)	Jack Renner - 283 (-5) Fuzzy Zoeller - 283 (-5)	\$48,000	Forest Oaks CC, Greensboro, NC (72/6,958)
4/3/77	\$235,000	Danny Edwards	276 (-12)	George Burns - 280 (-8) Larry Nelson - 280 (-8)	\$47,000	Forest Oaks CC, Greensboro, NC (72/6,958)
4/4/76	\$230,000	Al Geilberger	268 (-16)	Lee Trevino - 270 (-14)	\$46,000	Sedgefield CC, Greensboro, NC (71/6,643)
4/6/75	\$225,000	Tom Weiskopf	275 (-9)	Al Geilberger - 278 (-6)	\$45,000	Sedgefield CC, Greensboro, NC (71/6,643)
4/7/74	\$220,000	Bob Charles	270 (-14)	Raymond Floyd - 271 (-13) Lee Trevino - 271 (-13)	\$44,066	Sedgefield CC, Greensboro, NC (71/7,012)
4/2/73	\$210,000	Chi Chi Rodriguez	267 (-17)	Lou Graham - 268 (-16) Ken Still - 268 (-16)	\$42,000	Sedgefield CC, Greensboro, NC (71/7,012)
4/2/72	\$200,000	George Archer *	272 (-12)	Tommy Aaron - 272 (-12)	\$40,000	Sedgefield CC, Greensboro, NC (71/7,034)
4/4/71	\$190,000	Bud Allin *	275 (-9)	Dave Eichelberger - 275 (-9) Rod Funseth - 275 (-9)	\$38,000	Sedgefield CC, Greensboro, NC (71/7,034)
4/5/70	\$180,000	Gary Player	271 (-13)	Miller Barber - 273 (-11)	\$36,000	Sedgefield CC, Greensboro, NC (71/7,034)
4/6/69	\$160,000	Gene Littler *	274 (-10)	Julius Boros - 274 (-10) Orville Moody - 274 (-10) Tom Weiskopf - 274 (-10)	\$32,000	Sedgefield CC, Greensboro, NC (71/6,680)
4/7/68	\$137,500	Billy Casper	267 (-17)	George Archer - 271 (-13) Gene Littler - 271 (-13) Bobby Nichols - 271 (-13)	\$27,500	Sedgefield CC, Greensboro, NC (71/6,680)
4/2/67	\$125,000	George Archer	267 (-17)	Doug Sanders - 269 (-15)	\$25,000	Sedgefield CC, Greensboro, NC (71/6,680)
4/3/66	\$100,000	Doug Sanders *	276 (-8)	Tom Weiskopf - 276 (-8)	\$20,000	Sedgefield CC, Greensboro, NC (71/6,680)
4/4/65	\$70,000	Sam Snead	273 (-11)	Billy Casper - 278 (-6) Phil Rodgers - 278 (-6) Jack McGowan - 278 (-6)	\$11,000	Sedgefield CC, Greensboro, NC (71/6,680)
4/5/64	\$45,000	Julius Boros *	277 (-7)	Doug Sanders - 277 (-7)	\$6,600	Sedgefield CC, Greensboro, NC (71/6,680)
4/14/63	\$37,500	Doug Sanders	270 (-14)	Jimmy Clark - 274 (-10)	\$5,500	Sedgefield CC, Greensboro, NC (71/6,680)
4/15/62	\$35,000	Billy Casper	275 (-9)	Mike Souchak - 276 (-8)	\$5,300	Sedgefield CC, Greensboro, NC (71/6,680)
4/16/61	\$22,500	Mike Souchak	276 (-8)	Sam Snead - 283 (-1)	\$3,200	Sedgefield CC, Greensboro, NC (71/6,680)
4/17/60	\$20,000	Sam Snead	270 (-14)	Dow Finsterwald - 272 (-12)	\$2,800	Stamout Forest CC, Greensboro, NC (71/6,630)
4/12/59	\$15,000	Dow Finsterwald	278 (-6)	Art Wall - 280 (-4)	\$2,000	Stamout Forest CC, Greensboro, NC (71/6,630)
4/13/58	\$15,000	Bob Goalby	275 (-9)	Dow Finsterwald - 277 (-7) Don January - 277 (-7) Sam Snead - 277 (-7) Art Wall - 277 (-7) Tony Lema - 277 (-7)	\$2,000	Stamout Forest CC, Greensboro, NC (71/6,630)
4/14/57	\$15,000	Stan Leonard	276 (-8)	Mike Souchak - 279 (-5)	\$2,000	Sedgefield CC, Greensboro, NC (71/6,680)
4/15/56	\$12,500	Sam Snead *	279 (-5)	Fred Wampler - 279 (-5)	\$2,200	Stamout Forest CC, Greensboro, NC (71/6,630)
4/17/55	\$12,500	Sam Snead	273 (-11)	Julius Boros - 274 (-10) Art Wall - 274 (-10)	\$2,200	Sedgefield CC, Greensboro, NC (71/6,680)
4/4/54	\$10,000	Doug Ford *	283 (-1)	Marty Furgol - 283 (-1)	\$2,000	Stamout Forest CC, Greensboro, NC (71/6,630)

## Tournament History

End Date	Purse	Winner	Score	Runner-Up	Earnings	Location (Par/Yards)
3/29/53	\$10,100	Earl Stewart *	275 (-9)	Sam Snead - 275 (-9)	\$2,000	Sedgefield CC, Greensboro, NC (71/6,680)
4/14/52	\$10,000	Dave Douglas	277 (-7)	Bobby Locke - 278 (-6)	\$2,000	Starmount Forest CC, Greensboro, NC (71/6,630)
3/26/51	\$10,000	Art Doering	279 (-5)	Jim Ferrier - 284	\$2,000	Starmount Forest CC, Greensboro, NC (71/6,630)
3/26/50	\$10,000	Sam Snead	269 (-15)	Jimmy Demaret - 279 (-5)	\$2,000	Sedgefield CC, Greensboro, NC (71/6,680)
3/26/49	\$10,000	Sam Snead *	276 (-8)	Lloyd Mangrum - 276 (-8)	\$2,000	Starmount Forest CC, Greensboro, NC (71/6,630)
3/21/48	\$10,000	Lloyd Mangrum	278 (-6)	Lew Worsham - 279 (-5)	\$2,000	Sedgefield CC, Greensboro, NC (71/6,680)
3/23/47	\$10,000	Victor Ghezzi	286	Frank Stranahan - 288	\$2,000	Starmount Forest CC, Greensboro, NC (71/6,630)
3/24/46	\$7,500	Sam Snead	270 (-14)	Herman Keiser - 276 (-8)	\$1,500	Sedgefield CC, Greensboro, NC (71/6,680)
3/25/45	\$7,500	Byron Nelson	271	Sam Byrd - 279	\$1,333	Starmount Forest CC, Greensboro, NC (71/6,630)
3/30/42	\$5,000	Sam Byrd	279 (66)	Ben Hogan - 281 (68) Lloyd Mangrum - 281 (68)	\$1,000	Starmount Forest CC, Greensboro, NC (71/6,630)
3/23/41	\$5,000	Byron Nelson	276 (63)	Victor Ghezzi - 278 (65)	\$1,200	Starmount Forest CC, Greensboro, NC (71/6,630) Sedgefield CC, Greensboro, NC (71/6,680)
3/25/40	\$5,000	Ben Hogan	270 (57)	Craig Wood - 279 (66)	\$1,200	Starmount Forest CC, Greensboro, NC (71/6,630) Sedgefield CC, Greensboro, NC (71/6,680)
3/26/39	\$5,000	Ralph Guldahl	280 (67)	Clayton Heafner - 283 (70) Lawson Little - 283 (70)	\$1,200	Starmount Forest CC, Greensboro, NC (71/6,630) Sedgefield CC, Greensboro, NC (71/6,680)
3/28/38	\$5,000	Sam Snead	271 (-13)	Johnny Revolta - 276 (63)	\$1,200	Starmount Forest CC, Greensboro, NC (71/6,630) Sedgefield CC, Greensboro, NC (71/6,680)

\* indicates playoff

# THE NORTHERN TRUST

Jersey City, New Jersey • August 8-11, 2019

Liberty National GC

Par/Yards: 36-35--71 | 7,370



PGA TOUR event 47 of 49

FedExCup Points (first): 2000

Purse: \$9,250,000

**Winner: Patrick Reed**

FedExCup Points: 2,000

66-66-67-69 268 (-16) | \$1,665,000

## Leaders

### Round 1

Troy Merritt	62 (-9)
Dustin Johnson	63 (-8)
Kevin Kisner	64 (-7)
Jon Rahm	64 (-7)
Justin Rose	65 (-6)
Rory McIlroy	65 (-6)
Webb Simpson	65 (-6)
Tony Finau	65 (-6)
<b>Patrick Reed</b>	66 (-5)

### Round 2

Dustin Johnson	130 (-12)
Jordan Spieth	131 (-11)
Troy Merritt	132 (-10)
<b>Patrick Reed</b>	132 (-10)
Abraham Ancer	132 (-10)
Jon Rahm	132 (-10)

### Round 3

<b>Patrick Reed</b>	199 (-14)
Abraham Ancer	200 (-13)
Brandt Snedeker	201 (-12)
Jon Rahm	201 (-12)
Justin Rose	202 (-11)
Danny Willett	202 (-11)
Harold Varner III	202 (-11)

## Order of Finish (cut: 36 HOLES: 85 professionals at -1 (141) or better.)

Pos	Player	Scores	Total	FedExCup Points	Earnings	Pos	Player	Scores	Total	FedExCup Points	Earnings	Pos	Player	Scores	Total	FedExCup Points	Earnings
1	Patrick Reed	66 66 67 69	268 (-16)	2,000	\$1,665,000	143	Chesson Hadley	66 72 73 69	280 (-4)	41	\$27,565	CUT	Xander Schauffele	70 72	142 (E)	--	--
2	Abraham Ancer	67 65 68 69	269 (-15)	1,200	\$999,000	143	Adam Hadwin	67 71 73 69	280 (-4)	41	\$27,565	CUT	Pat Perez	70 72	142 (E)	--	--
T3	Jon Rahm	64 68 69 69	270 (-14)	650	\$536,500	143	Dylan Frittelli	69 67 75 69	280 (-4)	41	\$27,565	CUT	Nick Taylor	68 74	142 (E)	--	--
T3	Harold Varner III	67 67 68 68	270 (-14)	650	\$536,500	143	Tommy Fleetwood	68 72 69 70	280 (-4)	41	\$27,565	CUT	Jason Day	72 70	142 (E)	--	--
5	Adam Scott	68 69 69 65	271 (-13)	440	\$370,000	143	Rory Sabbatini	68 73 71 68	280 (-4)	41	\$27,565	CUT	Emiliano Grillo	73 69	142 (E)	--	--
T6	Louis Oosthuizen	68 65 70 69	272 (-12)	355	\$299,469	143	Ryan Armour	70 68 70 72	280 (-4)	41	\$27,565	CUT	Rickie Fowler	69 73	142 (E)	--	--
T6	Brandt Snedeker	71 67 63 71	272 (-12)	355	\$299,469	143	Lucas Glover	71 68 72 69	280 (-4)	41	\$27,565	CUT	Michael Thompson	70 72	142 (E)	--	--
T6	Rory McIlroy	65 68 70 69	272 (-12)	355	\$299,469	143	Sebastian Muñoz	70 69 68 73	280 (-4)	41	\$27,565	CUT	Patton Kizzire	66 76	142 (E)	--	--
T6	Jordan Spieth	67 64 74 67	272 (-12)	355	\$299,469	143	Aaron Wise	68 73 71 68	280 (-4)	41	\$27,565	CUT	Cameron Tringale	71 71	142 (E)	--	--
T10	Ian Poulter	68 66 71 68	273 (-11)	290	\$240,500	T52	Collin Morikawa	71 70 72 68	281 (-3)	25	\$21,354	CUT	Sung Kang	67 76	143 (+1)	--	--
T10	Justin Rose	65 68 69 71	273 (-11)	290	\$240,500	T52	Jim Furyk	72 66 69 74	281 (-3)	25	\$21,354	CUT	Graeme McDowell	71 72	143 (+1)	--	--
T12	Kevin Kisner	64 70 72 68	274 (-10)	227	\$175,750	T52	J.B. Holmes	70 71 69 71	281 (-3)	25	\$21,354	CUT	Matt Kuchar	70 73	143 (+1)	--	--
T12	Andrew Putnam	69 64 74 67	274 (-10)	227	\$175,750	T52	Brian Harman	68 71 70 72	281 (-3)	25	\$21,354	CUT	Charles Howell III	69 74	143 (+1)	--	--
T12	Justin Thomas	67 68 71 68	274 (-10)	227	\$175,750	T52	Gary Woodland	73 68 71 69	281 (-3)	25	\$21,354	CUT	Matt Every	72 71	143 (+1)	--	--
T12	Jason Kokrak	68 70 70 66	274 (-10)	227	\$175,750	T52	Brian Stuard	66 69 70 76	281 (-3)	25	\$21,354	CUT	Nate Lashley	70 73	143 (+1)	--	--
T12	Troy Merritt	62 70 72 70	274 (-10)	227	\$175,750	T52	Shane Lowry	69 67 72 73	281 (-3)	25	\$21,354	CUT	Kevin Streelman	75 68	143 (+1)	--	--
T12	Patrick Cantlay	70 67 70 67	274 (-10)	227	\$175,750	T59	Tyrell Hatton	69 69 72 72	282 (-2)	19	\$20,165	CUT	Marc Leishman	73 71	144 (+2)	--	--
T18	Wyndham Clark	67 66 73 69	275 (-9)	188	\$129,500	T59	Russell Henley	69 70 70 73	282 (-2)	19	\$20,165	CUT	Kyung-Hoon Lee	73 71	144 (+2)	--	--
T18	Webb Simpson	65 73 67 70	275 (-9)	188	\$129,500	T59	Nick Watney	71 69 71 71	282 (-2)	19	\$20,165	CUT	Peter Malnati	68 76	144 (+2)	--	--
T18	Ryan Moore	68 72 67 68	275 (-9)	188	\$129,500	T59	J.T. Poston	67 70 70 75	282 (-2)	19	\$20,165	CUT	Patrick Rodgers	76 68	144 (+2)	--	--
T21	Billy Horschel	72 67 67 70	276 (-8)	164	\$103,600	T59	Cameron Smith	67 74 70 71	282 (-2)	19	\$20,165	CUT	Denny McCarthy	73 71	144 (+2)	--	--
T21	Cameron Champ	71 70 66 69	276 (-8)	164	\$103,600	T64	Keith Mitchell	70 70 71 72	283 (-1)	16	\$19,425	CUT	Sepp Straka	73 72	145 (+3)	--	--
T21	Corey Connors	66 71 70 69	276 (-8)	164	\$103,600	T64	Keegan Bradley	70 69 72 72	283 (-1)	16	\$19,425	CUT	Sam Ryder	71 74	145 (+3)	--	--
T24	Adam Schenk	67 72 71 67	277 (-7)	133	\$74,925	T64	Roger Sloan	68 70 71 74	283 (-1)	16	\$19,425	CUT	Jonas Blixt	73 72	145 (+3)	--	--
T24	Bryson DeChambeau	68 68 71 70	277 (-7)	133	\$74,925	T67	Carlos Ortiz	67 74 73 70	284 (E)	13	\$18,778	CUT	Brice Garnett	74 71	145 (+3)	--	--
T24	Dustin Johnson	63 67 74 73	277 (-7)	133	\$74,925	T67	Joel Dahmen	67 69 75 73	284 (E)	13	\$18,778	CUT	Bubba Watson	73 72	145 (+3)	--	--
T24	Danny Willett	68 70 66 75	277 (-7)	133	\$74,925	T67	Scott Piercy	71 70 71 72	284 (E)	13	\$18,778	CUT	Sergio Garcia	73 73	146 (+4)	--	--
T24	Cheng Tsung Pan	68 67 72 70	277 (-7)	133	\$74,925	T67	Mackenzie Hughes	73 68 70 73	284 (E)	13	\$18,778	CUT	Russell Knox	66 80	146 (+4)	--	--
T24	Kevin Tway	68 73 71 65	277 (-7)	133	\$74,925	T71	Talor Gooch	74 67 72 72	285 (+1)	11	\$17,945	CUT	Adam Long	72 75	147 (+5)	--	--
T30	Hideki Matsuyama	68 68 70 72	278 (-6)	93	\$53,766	T71	Matthew Wolff	69 71 72 73	285 (+1)	11	\$17,945	CUT	Scott Stallings	72 75	147 (+5)	--	--
T30	Andrew Landry	68 67 73 70	278 (-6)	93	\$53,766	T71	Phil Mickelson	72 66 75 72	285 (+1)	11	\$17,945	CUT	J.J. Spaun	74 73	147 (+5)	--	--
T30	Tony Finau	65 73 70 70	278 (-6)	93	\$53,766	T71	Kiradech Aphibarnrat	67 73 76 69	285 (+1)	11	\$17,945	CUT	Kelly Kraft	75 72	147 (+5)	--	--
T30	Branden Grace	68 73 71 66	278 (-6)	93	\$53,766	T71	Kyle Stanley	69 70 72 74	285 (+1)	11	\$17,945	CUT	Brian Gay	73 77	150 (+8)	--	--
T30	Matt Jones	67 71 68 72	278 (-6)	93	\$53,766	76	Scott Brown	70 69 77 71	287 (+3)	10	\$17,390	W/D	Tiger Woods	75	75 (+4)	--	--
T30	Vaughn Taylor	69 68 73 68	278 (-6)	93	\$53,766	T77	Luke List	69 70 76 73	288 (+4)	9	\$16,928	W/D	Chris Stroud	76	76 (+5)	--	--
T30	Joaquin Niemann	70 71 71 66	278 (-6)	93	\$53,766	T77	Charley Hoffman	74 67 75 72	288 (+4)	9	\$16,928	W/D	Bud Cauley	68 70 78	216 (+3)	--	--
T30	Brooks Koepka	70 69 69 70	278 (-6)	93	\$53,766	T77	Kevin Na	69 67 72 80	288 (+4)	9	\$16,928						
T38	Sungjae Im	67 68 76 68	279 (-5)	64	\$39,775	T77	Ryan Palmer	70 67 78 73	288 (+4)	9	\$16,928						
T38	Max Homa	66 71 67 75	279 (-5)	64	\$39,775	81	Danny Lee	70 69 73 77	289 (+5)	8	\$16,465						
T38	Chez Reavie	66 74 69 70	279 (-5)	64	\$39,775	82	Francesco Molinari	69 72 75 74	290 (+6)	7	\$16,280						
T38	Jhonattan Vegas	72 69 71 67	279 (-5)	64	\$39,775	83	Martin Laird	71 70 75 75	291 (+7)	7	\$16,095						
T38	Byeong Hun An	73 66 68 72	279 (-5)	64	\$39,775	84	Si Woo Kim	70 71 76 76	293 (+9)	6	\$15,910						

## Notes

Entering the final round with a one-shot lead over Abraham Ancer, Patrick Reed carded a 2-under 69 to edge Ancer by one stroke and win THE NORTHERN TRUST for the second time in his career. The win, his seventh on the PGA TOUR, came in his 202nd start at the age of 29 years, 6 days.

The win moved Patrick Reed to No. 2 in the FedExCup standings and guaranteed him a spot in the season-ending TOUR Championship.

Patrick Reed converted the 54-hole lead/co-lead into a win for the fifth time in his seventh attempt on TOUR.

Patrick Reed became the seventh player to win multiple titles at the event and second to do so in the FedExCup era, joining Dustin Johnson.

Playing in the final pairing with Patrick Reed, Abraham Ancer shot a final-round 69 to finish runner-up by one stroke. The second-place result marked the first top-two finish of his PGA TOUR career.

Abraham Ancer entered the week at No. 67 in the FedExCup standings and moved to No. 8, clinching a spot in the TOUR Championship and on the International Team at the Presidents Cup.

After entering the week No. 102 in the FedExCup standings, Harold Varner III finished T3 to move to No. 29, a jump of 73 spots, the biggest improvement by any player in the field.

Jon Rahm tied Harold Varner III for third, his fourth top-five in his ninth career start in the FedExCup Playoffs.

Jordan Spieth shot a final-round 67 to finish T6, marking his lowest final-round score since the 2018 PGA Championship (66). With 21 putts in the final round, Spieth hit fewer than 22 in a round for the second time in his career (21/R1/2019 Genesis Open).

Dustin Johnson held the 36-hole lead before finishing T24. It was the 18th 36-hole lead/co-lead of Johnson's career and just the second time he failed to finish inside the top 10.

**WEATHER: Thursday:** Partly cloudy. High of 87. Wind WSW 10-18 mph. **Friday:** Sunny. High of 86. Wind WNW 8-16 mph. Play was suspended from 4 p.m. to 4:37 p.m. due to inclement weather, a delay of 37 minutes. **Saturday:** Partly cloudy. High of 84. Wind WNW 12-22 mph. **Sunday:** Mostly sunny. High of 83. Wind WNW 6-12 mph.

### Tournament Record: 261

Jason Day (2015), Bob Gilder (1982)

### Liberty National GC: 62

Troy Merritt (2019)

### Other Course: 61

Brandt Snedeker (2011) - Plainfield CC

# Tournament History

End Date	Purse	Winner	Score	Runner-Up	Earnings	Location (Par/Yards)
<b>THE NORTHERN TRUST</b>						
8/11/19	\$9,250,000	Patrick Reed	268 (-16)	Abraham Ancer - 269 (-15)	\$1,665,000	Liberty National GC, Jersey City, NJ (71/7,370)
8/26/18	\$9,000,000	Bryson DeChambeau	266 (-18)	Tony Finau - 270 (-14)	\$1,620,000	Ridgewood CC, Paramus, NJ (71/7,385)
8/27/17	\$8,750,000	Dustin Johnson *	267 (-13)	Jordan Spieth - 267 (-13)	\$1,575,000	Glen Oaks Club, Old Westbury, NY (70/7,346)
<b>The Barclays</b>						
8/28/16	\$8,500,000	Patrick Reed	275 (-9)	Sean O'Hair - 276 (-8) Emiliano Grillo - 276 (-8)	\$1,530,000	Bethpage State Park (Black), Bethpage, NY (71/7,468)
8/30/15	\$8,250,000	Jason Day	261 (-19)	Henrik Stenson - 267 (-13)	\$1,485,000	Plainfield CC, Edison, NJ (70/7,012)
8/24/14	\$8,000,000	Hunter Mahan	270 (-14)	Stuart Appleby - 272 (-12) Jason Day - 272 (-12) Cameron Tringale - 272 (-12)	\$1,440,000	Ridgewood CC, Paramus, NJ (71/7,319)
8/25/13	\$8,000,000	Adam Scott	273 (-11)	Tiger Woods - 274 (-10) Justin Rose - 274 (-10) Graham DeLaet - 274 (-10) Gary Woodland - 274 (-10)	\$1,440,000	Liberty National GC, Jersey City, NJ (71/7,353)
8/26/12	\$8,000,000	Nick Watney	274 (-10)	Brandt Snedeker - 277 (-7)	\$1,440,000	Bethpage State Park (Black), Bethpage, NY (71/7,468)
8/28/11	\$8,000,000	Dustin Johnson	194 (-19)	Matt Kuchar - 196 (-17)	\$1,440,000	Plainfield CC, Edison, NJ (71/6,964)
8/29/10	\$7,500,000	Matt Kuchar *	272 (-12)	Martin Laird - 272 (-12)	\$1,350,000	Ridgewood CC, Paramus, NJ (71/7,319)
8/30/09	\$7,500,000	Heath Slocum	275 (-9)	Ernie Els - 276 (-8) Steve Stricker - 276 (-8) Tiger Woods - 276 (-8) Padraig Harrington - 276 (-8)	\$1,350,000	Liberty National GC, Jersey City, NJ (71/7,419)
8/24/08	\$7,000,000	Vijay Singh *	276 (-8)	Kevin Sutherland - 276 (-8) Sergio Garcia - 276 (-8)	\$1,260,000	Ridgewood CC, Paramus, NJ (71/7,319)
8/26/07	\$7,000,000	Steve Stricker	268 (-16)	K.J. Choi - 270 (-14)	\$1,260,000	Westchester CC, Harrison, NY (71/6,839)
<b>Barclays Classic</b>						
6/11/06	\$5,750,000	Vijay Singh	274 (-10)	Adam Scott - 276 (-8)	\$1,035,000	Westchester CC, Harrison, NY (71/6,839)
6/26/05	\$5,750,000	Padraig Harrington	274 (-10)	Jim Furyk - 275 (-9)	\$1,035,000	Westchester CC, Harrison, NY (71/6,839)
<b>Buick Classic</b>						
6/13/04	\$5,250,000	Sergio Garcia *	272 (-12)	Padraig Harrington - 272 (-12) Rory Sabbatini - 272 (-12)	\$945,000	Westchester CC, Harrison, NY (71/6,751)
6/22/03	\$5,000,000	Jonathan Kaye *	271 (-13)	John Rollins - 271 (-13)	\$900,000	Westchester CC, Harrison, NY (71/6,783)
6/9/02	\$3,500,000	Chris Smith	272 (-12)	Loren Roberts - 274 (-10) David Gossett - 274 (-10) Pat Perez - 274 (-10)	\$630,000	Westchester CC, Harrison, NY (71/6,722)
6/24/01	\$3,500,000	Sergio Garcia	268 (-16)	Scott Hoch - 271 (-13)	\$630,000	Westchester CC, Harrison, NY (71/6,722)
6/11/00	\$3,000,000	Dennis Paulson *	276 (-8)	David Duval - 276 (-8)	\$540,000	Westchester CC, Harrison, NY (71/6,722)
6/27/99	\$2,500,000	Duffy Waldorf *	276 (-8)	Dennis Paulson - 276 (-8)	\$450,000	Westchester CC, Harrison, NY (71/6,722)
6/14/98	\$1,800,000	J.P. Hayes *	201 (-12)	Jim Furyk - 201 (-12)	\$324,000	Westchester CC, Harrison, NY (71/6,722)
6/22/97	\$1,500,000	Ernie Els	268 (-16)	Jeff Maggert - 270 (-14)	\$270,000	Westchester CC, Harrison, NY (71/6,722)
6/9/96	\$1,200,000	Ernie Els	271 (-13)	Steve Elkington - 279 (-5) Tom Lehman - 279 (-5) Jeff Maggert - 279 (-5) Craig Parry - 279 (-5)	\$216,000	Westchester CC, Harrison, NY (71/6,779)
5/21/95	\$1,200,000	Vijay Singh *	278 (-6)	Doug Martin - 278 (-6)	\$216,000	Westchester CC, Harrison, NY (71/6,779)
6/12/94	\$1,200,000	Lee Janzen	268 (-16)	Ernie Els - 271 (-13)	\$216,000	Westchester CC, Harrison, NY (71/6,779)
6/13/93	\$1,000,000	Vijay Singh *	280 (-4)	Mark Wiebe - 280 (-4)	\$180,000	Westchester CC, Harrison, NY (71/6,779)
6/28/92	\$1,000,000	David Frost	268 (-16)	Duffy Waldorf - 276 (-8)	\$180,000	Westchester CC, Harrison, NY (71/6,779)
6/9/91	\$1,000,000	Billy Andrade	273 (-11)	Brad Bryant - 275 (-9)	\$180,000	Westchester CC, Harrison, NY (71/6,779)
6/24/90	\$1,000,000	Hale Irwin	269 (-15)	Paul Azinger - 271 (-13)	\$180,000	Westchester CC, Harrison, NY (71/6,779)
<b>Manufacturers Hanover Westchester Classic</b>						
6/11/89	\$1,000,000	Wayne Grady *	277 (-7)	Ronnie Black - 277 (-7)	\$180,000	Westchester CC, Harrison, NY (71/6,779)
6/12/88	\$700,000	Seve Ballesteros *	276 (-8)	David Frost - 276 (-8) Ken Green - 276 (-8) Greg Norman - 276 (-8)	\$126,000	Westchester CC, Harrison, NY (71/6,779)
6/14/87	\$600,000	J.C. Snead *	276 (-8)	Seve Ballesteros - 276 (-8)	\$108,000	Westchester CC, Harrison, NY (71/6,769)
6/8/86	\$600,000	Bob Tway	272 (-12)	Willie Wood - 273 (-11)	\$108,000	Westchester CC, Harrison, NY (71/6,723)
6/9/85	\$500,000	Roger Maltbie *	275 (-9)	George Burns - 275 (-9) Raymond Floyd - 275 (-9)	\$90,000	Westchester CC, Harrison, NY (71/6,722)
6/10/84	\$500,000	Scott Simpson	269 (-15)	David Graham - 274 (-10) Jay Haas - 274 (-10) Mark O'Meara - 274 (-10)	\$90,000	Westchester CC, Harrison, NY (71/6,687)
6/12/83	\$450,000	Seve Ballesteros	276 (-8)	Andy Bean - 278 (-6) Craig Stadler - 278 (-6)	\$81,000	Westchester CC, Harrison, NY (71/6,687)
6/27/82	\$400,000	Bob Gilder	261 (-23)	Peter Jacobsen - 266 (-18) Tom Kite - 266 (-18)	\$72,000	Westchester CC, Harrison, NY (71/6,329)
6/14/81	\$400,000	Raymond Floyd	275 (-9)	Bobby Clampett - 277 (-7) Gibby Gilbert - 277 (-7) Craig Stadler - 277 (-7)	\$72,000	Westchester CC, Harrison, NY (71/6,603)
8/17/80	\$400,000	Curtis Strange	273 (-11)	Gibby Gilbert - 275 (-9)	\$72,000	Westchester CC, Harrison, NY (71/6,603)
8/19/79	\$400,000	Jack Renner	277 (-7)	David Graham - 278 (-6) Howard Twitty - 278 (-6)	\$72,000	Westchester CC, Harrison, NY (71/6,603)
<b>American Express Westchester Classic</b>						
8/20/78	\$300,000	Lee Elder	274 (-10)	Mark Hayes - 275 (-9)	\$60,000	Westchester CC, Harrison, NY (71/6,603)
8/21/77	\$300,000	Andy North	272 (-12)	George Archer - 274 (-10)	\$60,000	Westchester CC, Harrison, NY (71/6,603)
7/18/76	\$300,000	David Graham	272 (-12)	Ben Crenshaw - 275 (-9) Tom Watson - 275 (-9) Fuzzy Zoeller - 275 (-9)	\$60,000	Westchester CC, Harrison, NY (71/6,603)
<b>Westchester Classic</b>						
8/3/75	\$250,000	Gene Littler *	271 (-17)	Julius Boros - 271 (-17)	\$50,000	Westchester CC, Harrison, NY (72/6,614)
8/25/74	\$250,000	Johnny Miller	269 (-19)	Don Bies - 271 (-17)	\$50,000	Westchester CC, Harrison, NY (72/6,614)
8/5/73	\$250,000	Bobby Nichols *	272 (-16)	Bob Murphy - 272 (-16)	\$50,000	Westchester CC, Harrison, NY (72/6,614)
8/13/72	\$250,000	Jack Nicklaus	270 (-18)	Jim Colbert - 273 (-15)	\$50,000	Westchester CC, Harrison, NY (72/6,700)
7/25/71	\$250,000	Arnold Palmer	270 (-18)	Gibby Gilbert - 275 (-13) Hale Irwin - 275 (-13)	\$50,000	Westchester CC, Harrison, NY (72/6,700)
8/2/70	\$250,000	Bruce Crampton	273 (-15)	Larry Hinson - 274 (-14) Jack Nicklaus - 274 (-14)	\$50,000	Westchester CC, Harrison, NY (72/6,700)
8/3/69	\$250,000	Frank Beard	275 (-13)	Bert Greene - 276 (-12)	\$50,000	Westchester CC, Harrison, NY (72/6,677)
8/18/68	\$250,000	Julius Boros	272 (-16)	Bob Murphy - 273 (-15) Jack Nicklaus - 273 (-15) Dan Sikes - 273 (-15)	\$50,000	Westchester CC, Harrison, NY (72/6,648)
8/27/67	\$250,000	Jack Nicklaus	272 (-16)	Dan Sikes - 273 (-15)	\$50,000	Westchester CC, Harrison, NY (72/6,573)

\* indicates playoff

# BMW Championship

Medinah, Illinois • August 15-18, 2019

Medinah CC (No. 3)

Par/Yards: 36-36--72 | 7,613

**BMW  
Championship**



PGA TOUR event 48 of 49

**FedExCup Points (first): 2000**

**Purse: \$9,250,000**



**Winner: Justin Thomas**

**FedExCup Points:** 2,000

65-69-61-68 263 (-25) | \$1,665,000

## Leaders

### Round 1

Jason Kokrak	65 (-7)
<b>Justin Thomas</b>	65 (-7)
Jim Furyk	66 (-6)
Lucas Glover	66 (-6)
Brandt Snedeker	66 (-6)
Joel Dahmen	66 (-6)
Patrick Cantlay	66 (-6)

### Round 2

Hideki Matsuyama	132 (-12)
Tony Finau	133 (-11)
Patrick Cantlay	133 (-11)
<b>Justin Thomas</b>	134 (-10)
Rory Sabbatini	135 (-9)
Lucas Glover	135 (-9)
Chez Reavie	135 (-9)
Adam Hadwin	135 (-9)
Corey Conners	135 (-9)
Xander Schauffele	135 (-9)

### Round 3

<b>Justin Thomas</b>	195 (-21)
Tony Finau	201 (-15)
Patrick Cantlay	201 (-15)
Rory Sabbatini	202 (-14)
Jon Rahm	203 (-13)

## Order of Finish

Pos.	Player	Scores	Total	FedExCup Points	Earnings
1	Justin Thomas	65 69 61 68	263 (-25)	2,000	\$1,665,000
2	Patrick Cantlay	66 67 68 65	266 (-22)	1,200	\$999,000
3	Hideki Matsuyama	69 63 73 63	268 (-20)	760	\$629,000
4	Tony Finau	67 66 68 69	270 (-18)	540	\$444,000
T5	Brandt Snedeker	66 71 67 68	272 (-16)	420	\$351,500
T5	Jon Rahm	68 69 66 69	272 (-16)	420	\$351,500
T7	Corey Conners	69 66 69 69	273 (-15)	350	\$298,313
T7	Lucas Glover	66 69 69 69	273 (-15)	350	\$298,313
T9	Adam Scott	67 71 69 67	274 (-14)	310	\$259,000
T9	Kevin Kisner	68 68 69 69	274 (-14)	310	\$259,000
T11	Tommy Fleetwood	70 66 70 69	275 (-13)	246	\$196,100
T11	Louis Oosthuizen	70 69 68 68	275 (-13)	246	\$196,100
T11	Sungjae Im	70 72 66 67	275 (-13)	246	\$196,100
T11	Rickie Fowler	67 70 68 70	275 (-13)	246	\$196,100
T11	Kevin Tway	69 67 70 69	275 (-13)	246	\$196,100
T16	J.T. Poston	68 74 66 68	276 (-12)	204	\$148,000
T16	Vaughn Taylor	73 70 67 66	276 (-12)	204	\$148,000
T16	Rory Sabbatini	67 68 67 74	276 (-12)	204	\$148,000
T19	Rory McIlroy	69 67 70 71	277 (-11)	172	\$112,110
T19	Marc Leishman	72 71 67 67	277 (-11)	172	\$112,110
T19	Xander Schauffele	67 68 70 72	277 (-11)	172	\$112,110
T19	Jason Kokrak	65 73 70 69	277 (-11)	172	\$112,110
T19	Patrick Reed	68 71 68 70	277 (-11)	172	\$112,110
T24	Joel Dahmen	66 71 69 72	278 (-10)	139	\$78,856
T24	Brooks Koepka	68 71 72 67	278 (-10)	139	\$78,856

Pos.	Player	Scores	Total	FedExCup Points	Earnings
T24	Webb Simpson	70 72 67 69	278 (-10)	139	\$78,856
T24	Paul Casey	70 70 67 71	278 (-10)	139	\$78,856
T28	Si Woo Kim	70 67 71 71	279 (-9)	118	\$65,675
T28	Byeong Hun An	71 70 69 69	279 (-9)	118	\$65,675
T28	Abraham Ancer	68 72 69 70	279 (-9)	118	\$65,675
T31	Joaquin Niemann	74 65 69 72	280 (-8)	92	\$53,650
T31	Wyndham Clark	69 73 65 73	280 (-8)	92	\$53,650
T31	Gary Woodland	70 73 64 73	280 (-8)	92	\$53,650
T31	Emiliano Grillo	72 70 68 70	280 (-8)	92	\$53,650
T31	Ian Poulter	70 70 71 69	280 (-8)	92	\$53,650
T31	Cheng Tsung Pan	71 67 70 72	280 (-8)	92	\$53,650
T37	Billy Horschel	71 73 69 68	281 (-7)	66	\$40,700
T37	Scott Piercy	67 73 70 71	281 (-7)	66	\$40,700
T37	Ryan Moore	71 69 69 72	281 (-7)	66	\$40,700
T37	Tiger Woods	71 71 67 72	281 (-7)	66	\$40,700
T37	Charles Howell III	70 69 73 69	281 (-7)	66	\$40,700
T37	Jordan Spieth	70 71 70 70	281 (-7)	66	\$40,700
T43	Keegan Bradley	69 74 68 71	282 (-6)	45	\$30,525
T43	Troy Merritt	69 76 71 66	282 (-6)	45	\$30,525
T43	Andrew Putnam	71 69 73 69	282 (-6)	45	\$30,525
T43	Adam Hadwin	67 68 71 76	282 (-6)	45	\$30,525
T43	Ryan Palmer	68 72 70 72	282 (-6)	45	\$30,525
T48	Phil Mickelson	70 73 69 71	283 (-5)	35	\$23,865
T48	Bryson DeChambeau	71 71 71 70	283 (-5)	35	\$23,865
T48	Collin Morikawa	67 73 72 71	283 (-5)	35	\$23,865

Pos.	Player	Scores	Total	FedExCup Points	Earnings
T48	Shane Lowry	72 74 68 69	283 (-5)	35	\$23,865
T52	Keith Mitchell	72 74 67 71	284 (-4)	26	\$21,571
T52	Justin Rose	68 73 73 70	284 (-4)	26	\$21,571
T52	Matt Kuchar	71 70 73 70	284 (-4)	26	\$21,571
T52	Jason Day	70 71 69 74	284 (-4)	26	\$21,571
T52	Dylan Frittelli	72 69 71 72	284 (-4)	26	\$21,571
T57	Dustin Johnson	70 72 72 71	285 (-3)	21	\$20,628
T57	Jim Furyk	66 72 75 72	285 (-3)	21	\$20,628
T57	Graeme McDowell	69 72 73 71	285 (-3)	21	\$20,628
T57	Chez Reavie	67 68 74 76	285 (-3)	21	\$20,628
T61	Francesco Molinari	72 73 68 73	286 (-2)	19	\$20,073
T61	Max Homa	70 67 71 78	286 (-2)	19	\$20,073
T63	Rafa Cabrera Bello	69 72 74 72	287 (-1)	17	\$19,703
T63	Sung Kang	69 73 73 72	287 (-1)	17	\$19,703
T65	J.B. Holmes	69 71 76 72	288 (E)	15	\$19,240
T65	Cameron Champ	71 68 78 71	288 (E)	15	\$19,240
T65	Adam Long	72 70 71 75	288 (E)	15	\$19,240
68	Harold Varner III	72 74 71 72	289 (+1)	14	\$18,870
69	Nate Lashley	72 73 70 76	291 (+3)	13	\$18,685

## Notes

Justin Thomas earned his 10th career PGA TOUR victory and his first win of the season at the BMW Championship, defeating Patrick Cantlay by three strokes. Thomas won in his 136th career start at the age of 26 years, 3 months, 20 days, becoming the ninth player in TOUR history to record 10 wins, including a major, before age 27, joining Ralph Guldahl, Rory McIlroy, Jack Nicklaus, Paul Runyan, Gene Sarazen, Horton Smith, Jordan Spieth and Tiger Woods.

In the first stroke-play PGA TOUR event at Medinah Country Club Course No. 3 since the 2006 PGA Championship, Justin Thomas became the first player to shoot 61 or better at that venue with a 61 in the third round. It marked his fourth score of 61 or better on the PGA TOUR.

With the victory, 2017 FedExCup champion Justin Thomas claimed the No. 1 spot in the FedExCup, entering the TOUR Championship in the top spot in the standings for the first time in his career.

Three players who started the week outside the top 30 in the FedExCup standings moved into the top 30 to secure berths in the TOUR Championship: Hideki Matsuyama, Lucas Glover and Jason Kokrak. Shane Lowry, Andrew Putnam and Harold Varner III moved out and did not advance.

Patrick Cantlay birdied the final two holes to finish runner-up and move to No. 2 in the FedExCup entering the TOUR Championship. Cantlay's solo-second was his second of the season and first since the Shriners Hospitals for Children Open.

Hideki Matsuyama recorded two rounds of 63 (second and final) en route to a third-place finish. Matsuyama began the final round 10 shots off the lead.

Jason Kokrak birdied the 72nd hole to secure the 30th spot in the FedExCup standings and his first appearance at the TOUR Championship.

Needing a top-10 to qualify for the TOUR Championship, Tiger Woods finished T37 to end his season at No. 42 in the FedExCup. The week was highlighted by a bogey-free 5-under 67 in the third round, his first round on TOUR without a bogey since the third round of the 2018 BMW Championship at Aronimink.

Tony Finau (4th) failed to secure one of the eight automatic spots on the United States Team at the Presidents Cup. Finau entered the week needing a solo-third or better to qualify, as the top-eight players for each team were determined following the BMW Championship.

PGA TOUR rookie Sungjae Im finished T11 to move to No. 24 in the FedExCup standings, the lone rookie to qualify for the 2019 TOUR Championship.

**WEATHER:** WEATHER: **Thursday:** Sunny. High of 79. Wind NNE 8-12 mph, with gusts to 15. **Friday:** Partly cloudy. High of 79. Wind S 10-15 mph, with gusts to 17 mph. **Saturday:** Partly cloudy with isolated showers. Due to a dangerous weather situation, the third round was suspended at 11:29 a.m. CT and resumed at 12:45 p.m. CT for a total delay of 1 hour, 16 minutes. Wind SSW 6-12 mph. **Sunday:** Due to overnight weather and anticipated weather in the morning, final-round tee times were in threesomes off both tees from 10:19 a.m. to 12:20 p.m. CT. Mostly cloudy with isolated showers. Wind WSW 13-18 mph, with gusts to 25. Overnight and morning rainfall totaled 0.80 inches, bringing the weekly rainfall total to 1.94 inches.

## Tournament Record: 260

Justin Rose (2018), Keegan Bradley (2018)

## Medinah CC (No. 3): 61

Justin Thomas (2019)

## Other Course: 59

Jim Furyk (2013) - Conway Farms GC

# Tournament History

End Date	Purse	Winner	Score	Runner-Up	Earnings	Location (Par/Yards)
<b>BMW Championship</b>						
8/18/19	\$9,250,000	Justin Thomas	263 (-25)	Patrick Cantlay - 266 (-22)	\$1,665,000	Medinah CC (No. 3), Medinah, IL (72/7,613)
9/9/18	\$9,000,000	Keegan Bradley *	260 (-20)	Justin Rose - 260 (-20)	\$1,620,000	Aronimink GC, Newtown Square, PA (70/7,267)
9/17/17	\$8,750,000	Marc Leishman	261 (-23)	Justin Rose - 266 (-18) Rickie Fowler - 266 (-18)	\$1,575,000	Conway Farms GC, Lake Forest, IL (71/7,198)
9/11/16	\$8,500,000	Dustin Johnson	265 (-23)	Paul Casey - 268 (-20)	\$1,530,000	Crooked Stick GC, Carmel, IN (72/7,567)
9/20/15	\$8,250,000	Jason Day	262 (-22)	Daniel Berger - 268 (-16)	\$1,485,000	Conway Farms GC, Lake Forest, IL (71/7,198)
9/7/14	\$8,000,000	Billy Horschel	266 (-14)	Bubba Watson - 268 (-12)	\$1,440,000	Cherry Hills CC, Cherry Hills Village, CO (70/7,352)
9/15/13	\$8,000,000	Zach Johnson	268 (-16)	Nick Watney - 270 (-14)	\$1,440,000	Conway Farms GC, Lake Forest, IL (71/7,149)
9/9/12	\$8,000,000	Rory McIlroy	268 (-20)	Phil Mickelson - 270 (-18) Lee Westwood - 270 (-18)	\$1,440,000	Crooked Stick GC, Carmel, IN (72/7,497)
9/18/11	\$8,000,000	Justin Rose	271 (-13)	John Senden - 273 (-11)	\$1,440,000	Cog Hill G&CC, Lemont, IL (71/7,616)
9/12/10	\$7,500,000	Dustin Johnson	275 (-9)	Paul Casey - 276 (-8)	\$1,350,000	Cog Hill G&CC, Lemont, IL (71/7,616)
9/13/09	\$7,500,000	Tiger Woods	265 (-19)	Jim Furyk - 273 (-11) Marc Leishman - 273 (-11)	\$1,350,000	Cog Hill G&CC, Lemont, IL (71/7,616)
9/7/08	\$7,000,000	Camilo Villegas	265 (-15)	Dudley Hart - 267 (-13)	\$1,260,000	Bellerive CC, St. Louis, MO (70/7,324)
9/9/07	\$7,000,000	Tiger Woods	262 (-22)	Aaron Baddeley - 264 (-20)	\$1,260,000	Cog Hill G&CC, Lemont, IL (71/7,326)
<b>Cialis Western Open</b>						
7/9/06	\$5,000,000	Trevor Immelman	271 (-13)	Tiger Woods - 273 (-11) Mathew Goggin - 273 (-11)	\$900,000	Cog Hill G&CC, Lemont, IL (71/7,326)
7/3/05	\$5,000,000	Jim Furyk	270 (-14)	Tiger Woods - 272 (-12)	\$900,000	Cog Hill G&CC, Lemont, IL (71/7,326)
7/4/04	\$4,800,000	Stephen Ames	274 (-10)	Steve Lowery - 276 (-8)	\$864,000	Cog Hill G&CC, Lemont, IL (71/7,326)
<b>100th Western Open presented by Golf Digest</b>						
7/6/03	\$4,500,000	Tiger Woods	267 (-21)	Rich Beem - 272 (-16)	\$810,000	Cog Hill G&CC, Lemont, IL (72/7,320)
<b>Advil Western Open</b>						
7/7/02	\$4,000,000	Jerry Kelly	269 (-19)	Davis Love III - 271 (-17)	\$720,000	Cog Hill G&CC, Lemont, IL (72/7,224)
7/8/01	\$3,600,000	Scott Hoch	267 (-21)	Davis Love III - 268 (-20)	\$648,000	Cog Hill G&CC, Lemont, IL (72/7,073)
7/9/00	\$3,000,000	Robert Allenby *	274 (-14)	Nick Price - 274 (-14)	\$540,000	Cog Hill G&CC, Lemont, IL (72/7,073)
<b>Motorola Western Open</b>						
7/4/99	\$2,500,000	Tiger Woods	273 (-15)	Mike Weir - 276 (-12)	\$450,000	Cog Hill G&CC, Lemont, IL (72/7,073)
6/28/98	\$2,200,000	Joe Durant	271 (-17)	Vijay Singh - 273 (-15)	\$396,000	Cog Hill G&CC, Lemont, IL (72/7,073)
7/6/97	\$2,000,000	Tiger Woods	275 (-13)	Frank Nobilo - 278 (-10)	\$360,000	Cog Hill G&CC, Lemont, IL (72/7,073)
7/7/96	\$2,000,000	Steve Stricker	270 (-18)	Billy Andrade - 278 (-10) Jay Don Blake - 278 (-10)	\$360,000	Cog Hill G&CC, Lemont, IL (72/7,073)
7/9/95	\$2,000,000	Billy Mayfair	279 (-9)	Jay Haas - 280 (-8) Jeff Maggert - 280 (-8) Scott Simpson - 280 (-8) Justin Leonard - 280 (-8)	\$360,000	Cog Hill G&CC, Lemont, IL (72/7,073)
7/3/94	\$1,200,000	Nick Price	277 (-11)	Greg Kraft - 278 (-10)	\$216,000	Cog Hill G&CC, Lemont, IL (72/7,073)
<b>Sprint Western Open</b>						
7/4/93	\$1,200,000	Nick Price	269 (-19)	Greg Norman - 274 (-14)	\$216,000	Cog Hill G&CC, Lemont, IL (72/7,073)
<b>Centel Western Open</b>						
7/5/92	\$1,100,000	Ben Crenshaw	276 (-12)	Greg Norman - 277 (-11)	\$198,000	Cog Hill G&CC, Lemont, IL (72/7,073)
7/7/91	\$1,000,000	Russ Cochran	275 (-13)	Greg Norman - 277 (-11)	\$180,000	Cog Hill G&CC, Lemont, IL (72/7,040)
6/10/90	\$1,000,000	Wayne Levi	275 (-13)	Payne Stewart - 279 (-9)	\$180,000	Butler National GC, Oak Brook, IL (72/7,097)
<b>Beatrice Western Open</b>						
7/2/89	\$1,000,000	Mark McCumber *	275 (-13)	Peter Jacobsen - 275 (-13)	\$180,000	Butler National GC, Oak Brook, IL (72/7,097)
7/3/88	\$900,000	Jim Benepe	278 (-10)	Peter Jacobsen - 279 (-9)	\$162,000	Butler National GC, Oak Brook, IL (72/7,097)
8/23/87	\$800,000	D.A. Weibring	207 (-9)	Larry Nelson - 208 (-8) Greg Norman - 208 (-8)	\$144,000	Butler National GC, Oak Brook, IL (72/6,752)
<b>Western Open</b>						
8/3/86	\$500,000	Tom Kite *	286 (-2)	Fred Couples - 286 (-2) David Frost - 286 (-2) Nick Price - 286 (-2)	\$90,000	Butler National GC, Oak Brook, IL (72/7,097)
8/4/85	\$500,000	Scott Verplank *	279 (-9)	Jim Thorpe - 279 (-9)	\$0	Butler National GC, Oak Brook, IL (72/7,097)
7/8/84	\$400,000	Tom Watson *	280 (-8)	Greg Norman - 280 (-8)	\$72,000	Butler National GC, Oak Brook, IL (72/7,097)
7/3/83	\$400,000	Mark McCumber	284 (-4)	Tom Watson - 285 (-3)	\$72,000	Butler National GC, Oak Brook, IL (72/7,097)
7/4/82	\$350,000	Tom Weiskopf	276 (-12)	Larry Nelson - 277 (-11)	\$63,000	Butler National GC, Oak Brook, IL (72/7,097)
7/5/81	\$300,000	Ed Fiori	277 (-11)	Jim Colbert - 281 (-7) Greg Powers - 281 (-7) Jim Simons - 281 (-7)	\$54,000	Butler National GC, Oak Brook, IL (72/7,097)
7/6/80	\$300,000	Scott Simpson	281 (-7)	Andy Bean - 286 (-2)	\$54,000	Butler National GC, Oak Brook, IL (72/7,097)
7/8/79	\$300,000	Larry Nelson *	286 (-2)	Ben Crenshaw - 286 (-2)	\$54,000	Butler National GC, Oak Brook, IL (72/7,097)
7/2/78	\$225,000	Andy Bean *	282 (-6)	Bill Rogers - 282 (-6)	\$45,000	Butler National GC, Oak Brook, IL (72/7,097)
6/26/77	\$200,000	Tom Watson	283 (-5)	Wally Armstrong - 284 (-4) Johnny Miller - 284 (-4)	\$40,000	Butler National GC, Oak Brook, IL (72/7,097)
6/27/76	\$200,000	Al Geiberger	288 (4)	Joe Porter - 289 (5)	\$40,000	Butler National GC, Oak Brook, IL (71/7,002)
6/29/75	\$200,000	Hale Irwin	283 (-1)	Bobby Cole - 284	\$40,000	Butler National GC, Oak Brook, IL (71/7,002)
6/30/74	\$200,000	Tom Watson	287 (3)	J.C. Snead - 289 (5) Tom Weiskopf - 289 (5)	\$40,000	Butler National GC, Oak Brook, IL (71/7,002)
7/1/73	\$175,000	Billy Casper	272 (-12)	Larry Hinson - 273 (-11) Hale Irwin - 273 (-11)	\$35,000	Midlothian CC, Midlothian, IL (71/6,654)
6/25/72	\$150,000	Jim Jamieson	271 (-13)	Labron Harris - 277 (-7)	\$30,000	Sunset Ridge, Winnetka, IL (71/6,716)
7/18/71	\$150,000	Bruce Crampton	279 (-5)	Bobby Nichols - 281 (-3)	\$30,000	Olympia Fields CC, Olympia Fields, IL (71/6,749)
6/14/70	\$130,000	Hugh Royer	273 (-11)	Dale Douglass - 274 (-10)	\$26,000	Beverly CC, Chicago, IL (71/6,923)
6/8/69	\$130,000	Billy Casper	276 (-8)	Rocky Thompson - 280 (-4)	\$26,000	Midlothian CC, Midlothian, IL (71/6,654)
8/4/68	\$130,000	Jack Nicklaus	273 (-11)	Miller Barber - 276 (-8)	\$26,000	Olympia Fields CC, Olympia Fields, IL (71/6,749)
8/6/67	\$102,400	Jack Nicklaus	274 (-10)	Doug Sanders - 276 (-8)	\$20,000	Beverly CC, Chicago, IL (71/6,923)
6/26/66	\$101,800	Billy Casper	283 (-1)	Gay Brewer - 286 (2)	\$20,000	Medinah CC (No. 3), Medinah, IL (71/7,014)
7/4/65	\$70,000	Billy Casper	270	Chi Chi Rodriguez - 272 Jack McGowan - 272	\$11,000	, (0/0)
8/9/64	\$65,010	Chi Chi Rodriguez	268	Arnold Palmer - 269	\$11,000	, (0/0)
7/29/63	\$57,200	Arnold Palmer *	280 (-4)	Julius Boros - 280 (-4) Jack Nicklaus - 280 (-4)	\$11,000	Beverly CC, Chicago, IL (71/6,923)
7/1/62	\$55,000	Jacky Cupit	281 (-3)	Billy Casper - 283 (-1)	\$11,000	Medinah CC (No. 3), Medinah, IL (71/7,014)
6/25/61	\$30,560	Arnold Palmer	271 (-13)	Sam Snead - 273 (-11)	\$5,000	Blytheheld CC, Belmont, MI (71/6,730)
7/17/60	\$25,000	Stan Leonard *	278 (-10)	Art Wall - 278 (-10)	\$5,000	Western G&CC, Redford, MI (72/6,808)
7/12/59	\$25,000	Mike Souchak	272 (-12)	Arnold Palmer - 273 (-11)	\$5,000	Pittsburgh Field, Aspinwall, PA (71/6,586)
6/1/58	\$25,000	Doug Sanders	275 (-13)	Dow Finstenwald - 276 (-12)	\$5,000	Red Run GC, Royal Oak, MI (72/6,801)
6/30/57	\$25,200	Doug Ford *	279 (-9)	George Bayer - 279 (-9) Gene Littler - 279 (-9) Billy Maxwell - 279 (-9)	\$5,000	Plum Hollow GC, Detroit, MI (72/6,854)
10/14/56	\$22,721	Mike Fetchick *	284 (-4)	Doug Ford - 284 (-4) Jay Hebert - 284 (-4) Don January - 284 (-4)	\$5,000	Presidio CC, San Francisco, CA (72/6,488)
6/26/55	\$15,000	Cary Middlecoff	272 (-16)	Mike Souchak - 274 (-14)	\$2,400	Portland GC, Portland, OR (72/6,564)
6/6/54	\$15,000	Lloyd Mangrum *	277 (-11)	Ted Kroll - 277 (-11)	\$2,400	Kenwood CC, Cincinnati, OH (72/6,950)
5/31/53	\$15,000	E. Harrison	278 (-6)	Ed Furgol - 282 (-2) Fred Haas - 282 (-2) Lloyd Mangrum - 282 (-2)	\$2,400	Bellerive CC, St. Louis, MO (71/7,305)
6/1/52	\$15,000	Lloyd Mangrum	274 (-14)	Bobby Locke - 282 (-6)	\$2,400	Westwood CC, St. Louis, MO (72/6,785)
7/15/51	\$15,000	Marty Furgol	270 (-14)	Cary Middlecoff - 271 (-13)	\$2,250	Davenport CC, Davenport, IA (71/6,450)

# Tournament History

End Date	Purse	Winner	Score	Runner-Up	Earnings	Location (Par/Yards)
5/21/50	\$15,000	Sam Snead	282 (-6)	Jim Ferrier - 283 (-5) E. Harrison - 283 (-5)	\$2,600	Brentwood CC, Brentwood, CA (72/6,729)
7/31/49	\$15,000	Sam Snead	268 (-20)	Cary Middlecoff - 272 (-16)	\$2,600	Keller GC, St. Paul, MN (72/6,542)
8/1/48	\$15,000	Ben Hogan *	281 (-7)	Ed Oliver - 281 (-7)	\$2,500	Brookfield CC, Buffalo, NY (72/6,813)
9/1/47	\$12,500	Johnny Palmer	270 (-18)	Bobby Locke - 271 (-17) Ed Oliver - 271 (-17)	\$2,200	Salt Lake CC, Salt Lake City, UT (72/6,891)
5/26/46	\$10,000	Ben Hogan	271 (-17)	Lloyd Mangrum - 275 (-13)	\$2,000	Sunset CC, St. Louis, MO (72/6,323)
2/8/42	\$5,000	Herman Barron	276 (-8)	Henry Picard - 278 (-6)	\$1,000	Phoenix CC, Phoenix, AZ (71/6,726)
2/2/41	\$5,000	Ed Oliver	275 (-9)	Ben Hogan - 278 (-6) Byron Nelson - 278 (-6)	\$1,000	Phoenix CC, Phoenix, AZ (71/6,726)
2/18/40	\$5,000	Jimmy Demaret *	293 (5)	Toney Penna - 293 (5)	\$1,000	River Oaks CC, Houston, TX (72/6,868)
7/23/39	\$3,000	Byron Nelson	281 (-3)	Lloyd Mangrum - 282 (-2)	\$750	Medinah CC (No. 3), Medinah, IL (71/7,014)
6/16/38	\$3,000	Ralph Guldahl	279 (-9)	Sam Snead - 286 (-2)	\$750	Westwood CC, St. Louis, MO (72/6,785)
9/19/37	\$2,000	Ralph Guldahl *	288	Horton Smith - 288	\$500	Canterbury GC, Beechwood, OH (72/6,877)
6/21/36	\$2,145	Ralph Guldahl	274 (-10)	Ray Mangrum - 277 (-7)	\$500	Davenport CC, Davenport, IA (71/6,458)
6/16/35	\$2,145	Johnny Revolta	290 (6)	Willie Goggin - 294 (10)	\$500	South Bend CC, South Bend, IN (71/6,455)
6/17/34	\$2,000	Harry Cooper *	274 (-6)	Ky Laffoon - 274 (-6)	\$500	CC of Peoria, Peoria, IL (70/6,068)
8/27/33		Macdonald Smith	282 (-2)	Tommy Armour - 288 (4)	\$500	Olympia Fields CC, Olympia Fields, IL (71/6,749)
7/2/32		Walter Hagen	287 (-1)	Olin Dutra - 288	\$500	Canterbury GC, Beechwood, OH (72/6,877)
6/20/31		Ed Dudley	280 (-4)	Walter Hagen - 284	\$0	Miami Valley GC, Dayton, OH (71/6,589)
8/23/30		Gene Sarazen	278 (278)	Al Espinosa - 285 (285)	\$500	Indianwood G&CC, Lake Orion, MI (0/0)
8/24/29		Tommy Armour	273 (-7)	Horton Smith - 281 (1)	\$500	Ozaukee CC, Mequon, WI (70/6,553)
7/28/28		Abe Espinosa	291 (3)	Johnny Farrell - 294 (6)	\$500	North Shore GC, Chicago, IL (72/7,024)
9/10/27		Walter Hagen	281 (-3)	Al Espinosa - 285 (1) Bill Mehlhorn - 285 (1)	\$500	Olympia Fields CC, Olympia Fields, IL (71/6,749)
8/28/26		Walter Hagen	279 (-1)	Harry Cooper - 288 (8) Gene Sarazen - 288 (8)	\$500	Highland G&CC, Indianapolis, IN (70/6,501)
8/22/25	\$6,330	Macdonald Smith	281 (-3)	Leo Diegel - 287 (3) Johnny Farrell - 287 (3) Emmet French - 287 (3) Walter Hagen - 287 (3) Bill Mehlhorn - 287 (3)	\$500	Youngstown CC, Youngstown, OH (71/6,597)
9/6/24		Bill Mehlhorn	293	Al Watrous - 301	\$500	Calumet CC, Homewood, IL (72/7,116)
10/13/23		Jock Hutchison	281	Bobby Cruickshank - 287 Leo Diegel - 287 Walter Hagen - 287 Joe Kirkwood, Sr. - 287	\$500	Colonial CC, Memphis, TN (70/7,116)
8/26/22		Mike Brady	291	Laurie Ayton - 301 Jock Hutchison - 301	\$500	Oakwood Hills CC, Birmingham, MI (72/7,052)
8/24/21		Walter Hagen	287	Jock Hutchison - 292	\$350	Oakwood Club, Cleveland Heights, OH (71/6,709)
8/6/20		Jock Hutchison	296	James Barnes - 297 Clarence Hackney - 297 Harry Hampton - 297	\$350	Olympia Fields CC, Olympia Fields, IL (71/6,749)
7/25/19		James Barnes	283	Leo Diegel - 286	\$0	Mayfield CC, Cleveland, OH (72/6,609)
9/17/17		James Barnes	283	Walter Hagen - 285	\$300	Westmoreland CC, Wilmette, IL (72/6,798)
8/18/16		Walter Hagen	286	Jock Hutchison - 287 George Sargent - 287	\$0	Blue Mound CC, Milwaukee, WI (0/0)
8/19/15		Tom McNamara	304	Alex Cunningham - 306	\$300	Glen Oak CC, Glen Ellyn, IL (72/6,503)
8/26/14		James Barnes	293	William Kidd - 294	\$300	Interlachen CC, Edina, MN (73/6,733)
10/17/13		John McDermott	295	Mike Brady - 302	\$300	Memphis CC, Memphis, TN (70/6,695)
8/29/12		Macdonald Smith	299	Alex Robertson - 302	\$300	Idlewild CC, Flossmoor, IL (72/6,794)
9/17/09		Willie Anderson	288	Stewart Gardner - 297	\$200	Skokie CC, Glencoe, IL (72/6,913)
6/19/08		Willie Anderson	299	Fred McLeod - 300	\$200	Normandie CC, St. Louis, MO (71/6,534)
7/28/07		Bob Simpson	307	Fred McLeod - 309 Willie Anderson - 309	\$150	Hinsdale CC, Hinsdale, IL (71/6,475)
6/22/06		Alex Smith	306	Jack Hobens - 309	\$150	Homewood CC, Homewood, IL (70/6,311)
6/30/05		Art Smith	278	James Maiden - 280	\$150	Cincinnati GC, Cincinnati, OH (71/6,231)
7/1/04		Willie Anderson	304	Alex Smith - 308	\$150	Kent CC, Grand Rapids, MI (71/6,514)
7/17/03		Alex Smith	318	David Brown - 320 Laurie Auchterlonie - 320	\$150	Milwaukee CC, Milwaukee, WI (72/6,867)
9/17/02		Willie Anderson	299	Willie Smith - 304 W.H. Way - 304	\$150	Euclid Club, Euclid, OH (0/0)
8/20/01		Laurie Auchterlonie	160	David Bell - 162	\$125	Midlothian CC, Midlothian, IL (71/6,654)
9/7/99		Willie Smith	156	Laurie Auchterlonie - 156	\$50	Glen View GC, Chicago, IL (72/6,232)

\* indicates playoff

# TOUR Championship

Atlanta, Georgia • August 22-25, 2019

East Lake GC

Par/Yards: 35-35--70 | 7,346


**TOUR**  
**CHAMPIONSHIP**

PGA TOUR event 49 of 49



Winner: Rory McIlroy

## Leaders

### Round 1

T1	Brooks Koepka	-10
T1	Xander Schauffele	-10
T1	Justin Thomas	-10
4	<b>Rory McIlroy</b>	-9
T5	Matt Kuchar	-8
T5	Patrick Cantlay	-8

### Round 2

1	Brooks Koepka	-13
T2	<b>Rory McIlroy</b>	-12
T2	Justin Thomas	-12
4	Xander Schauffele	-9
5	Patrick Cantlay	-7

### Round 3

1	Brooks Koepka	-15
T2	<b>Rory McIlroy</b>	-14
T2	Xander Schauffele	-14
T4	Paul Casey	-11
T4	Justin Thomas	-11

## Order of Finish

Pos	Player	Starting	Scores	Total	Finish
1	Rory McIlroy	-5	66 67 68 66	267	-18
2	Xander Schauffele	-4	64 69 67 70	270	-14
T3	Brooks Koepka	-7	67 67 68 72	274	-13
T3	Justin Thomas	-10	70 68 71 68	277	-13
5	Paul Casey	-2	66 67 68 72	273	-9
6	Adam Scott	-3	68 70 71 66	275	-8
7	Tony Finau	-3	70 69 70 67	276	-7
8	Chez Reavie	-1	71 64 70 70	275	-6
T9	Kevin Kisner	-2	71 70 68 68	277	-5
T9	Hideki Matsuyama	-3	66 75 66 71	278	-5
T9	Patrick Reed	-6	70 70 73 68	281	-5
T12	Bryson DeChambeau	E	68 71 67 70	276	-4

Pos	Player	Starting	Scores	Total	Finish
T12	Jon Rahm	-4	68 72 68 72	280	-4
14	Jason Kokrak	E	71 67 72 67	277	-3
15	Gary Woodland	-3	68 73 69 71	281	-2
T16	Tommy Fleetwood	-1	69 70 71 70	280	-1
T16	Webb Simpson	-4	74 70 68 71	283	-1
T16	Matt Kuchar	-4	66 72 71 74	283	-1
T19	Sungjae Im	-1	67 71 73 70	281	E
T19	Rickie Fowler	-2	71 71 70 70	282	E
T21	Louis Oosthuizen	E	70 71 70 70	281	+1
T21	Abraham Ancer	-4	72 69 72 72	285	+1
T21	Patrick Cantlay	-8	70 71 75 73	289	+1
T24	Marc Leishman	-1	71 73 72 67	283	+2

Pos	Player	Starting	Scores	Total	Finish
T24	Brandt Snedeker	-2	73 72 67 72	284	+2
T26	Corey Connors	-1	68 71 71 74	284	+3
T26	Justin Rose	-2	68 74 71 72	285	+3
28	Charles Howell III	E	68 73 71 72	284	+4
T29	Lucas Glover	E	73 75 70 72	290	+10
T29	Dustin Johnson	-3	73 72 75 73	293	+10

## Notes

Rory McIlroy won the TOUR Championship by four shots over Xander Schauffele, claiming his second FedExCup title and 17th career PGA TOUR victory. The win came in McIlroy's 168th start at the age of 30 years, 3 months, 21 days.

Rory McIlroy became the second player with multiple FedExCup titles, joining Tiger Woods, and the first player to win THE PLAYERS Championship and the FedExCup in the same season.

Rory McIlroy earned his fifth career win in the FedExCup Playoffs, becoming the first player to reach that mark in PGA TOUR history.

The win was the third of the season for Rory McIlroy, who previously won THE PLAYERS Championship and the RBC Canadian Open.

With the inception of FedExCup Starting Strokes based on positions in the FedExCup standings, Justin Thomas entered the event in the lead with a score of 10-under. Patrick Cantlay started at 8-under, Brooks Koepka at 7-under, Patrick Reed at 6-under and Rory McIlroy at 5-under. Players 6-10 in the FedExCup standings began at 4-under, 11-15 at 3-under, 16-20 at 2-under, 21-25 at 1-under and 26-30 at even par.

Xander Schauffele shot an opening-round 64 en route to a solo-second, his third top-10 in his third start at the event dating to his victorious debut in 2017. Schauffele made a hole-in-one at the par-3 ninth in the third round, the first ace of his PGA TOUR career and fifth in tournament history.

Brooks Koepka finished T3, his second top-10 at the event and third of his career in the FedExCup Playoffs. Koepka played in the final group in the final round with Rory McIlroy, closing with a 2-over 72. He the field in Driving Distance (321.1 yards).

After entering the event with the lead at 10-under, Justin Thomas tied Brooks Koepka for third, his fourth top-10 in four starts at East Lake Golf Club. Thomas led the field in Scrambling (73.08%).

2018 champion Tiger Woods was unable to defend his title as he did not qualify for the TOUR Championship. Woods finished the season No. 42 in the FedExCup standings.

**WEATHER: Thursday:** Partly cloudy. High of 93. Wind SW 5-10 mph. **Friday:** Partly cloudy. High of 91. Wind WSW 10-15 mph. Due to inclement weather, round two was suspended from 4:07 p.m. until 5:33 p.m. (a delay of 1 hour, 26 minutes). **Saturday:** Partly cloudy with isolated showers and thunderstorms in the afternoon. High of 85. Wind ENE 4-8 mph. Play was suspended due to inclement weather at 4:17 p.m. and called for the day at 5:27 p.m. **Sunday:** The third round resumed at 8 a.m. Cloudy and cooler. High of 79. Wind E 7-15 mph.

### Tournament Record: 257

Tiger Woods (2007)

East Lake GC: 60

Zach Johnson (2007)

## Tournament History

End Date	Purse	Winner	Score	Runner-Up	Earnings	Location (Par/Yards)
<b>TOUR Championship</b>						
8/25/19		Rory McIlroy	267 (-13)	Xander Schauffele - 270 (-10)	\$0	East Lake GC, Atlanta, GA (70/7,346)
9/23/18	\$9,000,000	Tiger Woods	269 (-11)	Billy Horschel - 271 (-9)	\$1,620,000	East Lake GC, Atlanta, GA (70/7,346)
9/24/17	\$8,750,000	Xander Schauffele	268 (-12)	Justin Thomas - 269 (-11)	\$1,575,000	East Lake GC, Atlanta, GA (70/7,346)
9/25/16	\$8,500,000	Rory McIlroy *	268 (-12)	Ryan Moore - 268 (-12) Kevin Chappell - 268 (-12)	\$1,530,000	East Lake GC, Atlanta, GA (70/7,385)
<b>TOUR Championship by Coca-Cola</b>						
9/27/15	\$8,250,000	Jordan Spieth	271 (-9)	Henrik Stenson - 275 (-5) Justin Rose - 275 (-5) Danny Lee - 275 (-5)	\$1,485,000	East Lake GC, Atlanta, GA (70/7,307)
9/14/14	\$8,000,000	Billy Horschel	269 (-11)	Jim Furyk - 272 (-8) Rory McIlroy - 272 (-8)	\$1,440,000	East Lake GC, Atlanta, GA (70/7,307)
9/22/13	\$8,000,000	Henrik Stenson	267 (-13)	Steve Stricker - 270 (-10) Jordan Spieth - 270 (-10)	\$1,440,000	East Lake GC, Atlanta, GA (70/7,307)
9/23/12	\$8,000,000	Brandt Snedeker	270 (-10)	Justin Rose - 273 (-7)	\$1,440,000	East Lake GC, Atlanta, GA (70/7,319)
9/25/11	\$8,000,000	Bill Haas *	272 (-8)	Hunter Mahan - 272 (-8)	\$1,440,000	East Lake GC, Atlanta, GA (70/7,319)
<b>THE TOUR Championship presented by Coca-Cola</b>						
9/26/10	\$7,500,000	Jim Furyk	272 (-8)	Luke Donald - 273 (-7)	\$1,350,000	East Lake GC, Atlanta, GA (70/7,319)
9/27/09	\$7,500,000	Phil Mickelson	271 (-9)	Tiger Woods - 274 (-6)	\$1,350,000	East Lake GC, Atlanta, GA (70/7,304)
9/28/08	\$7,000,000	Camilo Villegas *	273 (-7)	Sergio Garcia - 273 (-7)	\$1,260,000	East Lake GC, Atlanta, GA (70/7,304)
9/16/07	\$7,000,000	Tiger Woods	257 (-23)	Mark Calcavecchia - 265 (-15) Zach Johnson - 265 (-15)	\$1,260,000	East Lake GC, Atlanta, GA (70/7,154)
11/5/06	\$6,500,000	Adam Scott	269 (-11)	Jim Furyk - 272 (-8)	\$1,170,000	East Lake GC, Atlanta, GA (70/7,154)
11/6/05	\$6,500,000	Bart Bryant	263 (-17)	Tiger Woods - 269 (-11)	\$1,170,000	East Lake GC, Atlanta, GA (70/7,154)
11/7/04	\$6,000,000	Retief Goosen	269 (-11)	Tiger Woods - 273 (-7)	\$1,080,000	East Lake GC, Atlanta, GA (70/7,137)
11/9/03	\$6,000,000	Chad Campbell	268 (-16)	Charles Howell III - 271 (-13)	\$1,080,000	Champions GC, Houston, TX (71/7,301)
11/3/02	\$5,000,000	Vijay Singh	268 (-12)	Charles Howell III - 270 (-10)	\$900,000	East Lake GC, Atlanta, GA (70/7,029)
<b>THE TOUR Championship</b>						
11/4/01	\$5,000,000	Mike Weir *	270 (-14)	David Toms - 270 (-14) Ernie Els - 270 (-14) Sergio Garcia - 270 (-14)	\$900,000	Champions GC, Houston, TX (71/7,220)
11/5/00	\$5,000,000	Phil Mickelson	267 (-13)	Tiger Woods - 269 (-11)	\$900,000	East Lake GC, Atlanta, GA (70/6,980)
10/31/99	\$5,000,000	Tiger Woods	269 (-15)	Davis Love III - 273 (-11)	\$900,000	Champions GC, Houston, TX (71/7,220)
11/1/98	\$4,000,000	Hal Sutton *	274 (-6)	Vijay Singh - 274 (-6)	\$720,000	East Lake GC, Atlanta, GA (70/6,980)
11/2/97	\$4,000,000	David Duval	273 (-11)	Jim Furyk - 274 (-10)	\$720,000	Champions GC, Houston, TX (71/7,220)
10/27/96	\$3,000,000	Tom Lehman	268 (-12)	Brad Faxon - 274 (-6)	\$540,000	Southern Hills CC, Tulsa, OK (70/6,834)
10/29/95	\$3,000,000	Billy Mayfair	280	Steve Elkington - 283 (3) Corey Pavin - 283 (3)	\$540,000	Southern Hills CC, Tulsa, OK (70/6,834)
10/30/94	\$3,000,000	Mark McCumber *	274 (-10)	Fuzzy Zoeller - 274 (-10)	\$540,000	The Olympic Club, (71/6,812)
10/31/93	\$3,000,000	Jim Gallagher, Jr.	277 (-7)	David Frost - 278 (-6) John Huston - 278 (-6) Greg Norman - 278 (-6) Scott Simpson - 278 (-6)	\$540,000	The Olympic Club, (71/6,812)
11/1/92	\$2,000,000	Paul Azinger	276 (-8)	Lee Janzen - 279 (-5) Corey Pavin - 279 (-5)	\$360,000	Pinehurst Resort (No. 2), Pinehurst, NC (71/7,020)
11/3/91	\$2,000,000	Craig Stadler *	279 (-5)	Russ Cochran - 279 (-5)	\$360,000	Pinehurst Resort (No. 2), Pinehurst, NC (71/7,005)
<b>Nabisco Championship</b>						
10/28/90	\$2,500,000	Jodie Mudd *	273 (-11)	Billy Mayfair - 273 (-11)	\$450,000	Champions GC, Houston, TX (71/7,187)
10/29/89	\$2,500,000	Tom Kite *	276 (-8)	Payne Stewart - 276 (-8)	\$450,000	Harbour Town GL, Hilton Head, SC (71/6,657)
11/13/88	\$2,000,000	Curtis Strange *	279 (-9)	Tom Kite - 279 (-9)	\$360,000	Pebble Beach GL, (72/6,799)
11/1/87	\$2,000,000	Tom Watson	268 (-12)	Chip Beck - 270 (-10)	\$360,000	Oak Hills CC, San Antonio, TX (70/6,576)

\* indicates playoff

*SECTION 4*

# ***FEDEXCUP***

*THE 2019-20*



*MEDIA GUIDE*

# Final Regular Season FedExCup Standings

Rank	Name	Points	Wins	Top 10s	Events
1	Brooks Koepka	2,887	3	8	18
2	Rory McIlroy	2,315	2	12	16
3	Matt Kuchar	2,313	2	8	19
4	Xander Schauffele	1,858	2	5	18
5	Gary Woodland	1,795	1	8	21
6	Patrick Cantlay	1,730	1	8	18
7	Dustin Johnson	1,686	1	7	16
8	Paul Casey	1,629	1	6	20
9	Webb Simpson	1,619	0	6	18
10	Jon Rahm	1,447	1	10	17
11	Justin Rose	1,423	1	6	14
12	Marc Leishman	1,415	1	7	18
13	Rickie Fowler	1,391	1	6	17
14	Chez Reavie	1,309	1	5	25
15	Charles Howell III	1,279	1	5	24
16	Tony Finau	1,279	0	4	22
17	Justin Thomas	1,247	0	5	17
18	Bryson DeChambeau	1,203	1	5	18
19	Tommy Fleetwood	1,193	0	6	15
20	Shane Lowry	1,137	1	4	12
21	Adam Scott	1,124	0	6	15
22	Kevin Kisner	1,098	1	3	22
23	Sungjae Im	1,097	0	7	32
24	Ryan Palmer	1,088	1	6	19
25	Francesco Molinari	1,054	1	3	13
26	Scott Piercy	1,025	0	6	22
27	J.T. Poston	1,015	1	3	27
28	Tiger Woods	1,003	1	4	10
29	Sung Kang	986	1	4	25
30	Hideki Matsuyama	969	0	5	21
31	Corey Conners	962	1	3	25
32	Lucas Glover	947	0	6	23
33	Brandt Snedeker	934	0	4	24
34	Phil Mickelson	903	1	2	18
35	Cheng Tsung Pan	900	1	2	23
36	Rory Sabbatini	895	0	6	24
37	Keith Mitchell	884	1	3	24
38	Andrew Putnam	873	0	3	21
39	Jim Furyk	865	0	3	19
40	Jason Day	865	0	6	19
41	Kevin Tway	863	1	2	24
42	Jason Kokrak	854	0	5	21
43	Nate Lashley	836	1	2	19
44	Billy Horschel	835	0	4	24
45	Si Woo Kim	832	0	5	26
46	Adam Hadwin	818	0	5	22
47	J.B. Holmes	815	1	2	23
48	Kevin Na	815	1	3	18
49	Collin Morikawa	780	1	3	7
50	Patrick Reed	774	0	3	22
51	Louis Oosthuizen	754	0	4	16

# 2019-20 PGA TOUR MEDIA GUIDE | Section 4: FedExCup

Rank	Name	Points	Wins	Top 10s	Events
52	Max Homa	742	1	2	23
53	Dylan Frittelli	735	1	1	22
54	Graeme McDowell	729	1	3	18
55	Adam Long	719	1	2	25
56	Joel Dahmen	716	0	2	27
57	Byeong Hun An	710	0	3	20
58	Keegan Bradley	700	0	3	23
59	Rafa Cabrera Bello	696	0	2	18
60	Ian Poulter	690	0	5	16
61	Ryan Moore	690	0	2	20
62	Emiliano Grillo	673	0	2	21
63	Vaughn Taylor	641	0	4	25
64	Cameron Champ	639	1	3	24
65	Sergio Garcia	637	0	5	14
66	Danny Lee	625	0	3	26
67	Abraham Ancer	622	0	3	24
68	Kevin Streelman	609	0	4	25
69	Jordan Spieth	605	0	3	21
70	Matthew Wolff	602	1	1	7
71	Bubba Watson	572	0	3	18
72	Troy Merritt	569	0	4	19
73	Charley Hoffman	567	0	2	23
74	Joaquin Niemann	566	0	4	26
75	Matt Every	561	0	2	15
76	Kiradech Aphibarnrat	558	0	3	19
77	Tyrrell Hatton	555	0	3	16
78	Brian Stuard	547	0	3	28
79	Cameron Smith	547	0	3	22
80	Jhonattan Vegas	538	0	3	22
81	Russell Henley	534	0	1	24
82	Chesson Hadley	532	0	3	25
83	Michael Thompson	527	0	4	21
84	Adam Schenk	524	0	3	30
85	Henrik Stenson	523	0	3	15
86	Brian Harman	509	0	4	28
87	Luke List	497	0	4	21
88	Branden Grace	495	0	2	21
89	Sam Burns	493	0	3	26
90	Wyndham Clark	491	0	3	25
91	Roger Sloan	489	0	3	26
92	Bud Cauley	482	0	2	24
93	J.J. Spaun	479	0	2	25
94	Chris Stroud	473	0	4	25
95	Brice Garnett	466	0	2	27
96	Mackenzie Hughes	466	0	2	24
97	Talor Gooch	463	0	2	16
98	Kyle Stanley	460	0	1	24
99	Nick Watney	460	0	3	25
100	Patrick Rodgers	459	0	1	17
101	Cameron Tringale	459	0	2	20
102	Harold Varner III	458	0	2	24
103	Sam Ryder	458	0	2	22
104	Kyoung-Hoon Lee	453	0	2	29

## 2019-20 PGA TOUR MEDIA GUIDE | Section 4: FedExCup

Rank	Name	Points	Wins	Top 10s	Events
105	Scott Stallings	452	0	2	25
106	Russell Knox	452	0	2	21
107	Denny McCarthy	443	0	2	27
108	Ryan Armour	434	0	1	27
109	Scott Brown	433	0	4	26
110	Danny Willett	432	0	2	18
111	Sepp Straka	432	0	1	24
112	Aaron Baddeley	428	0	3	17
113	Carlos Ortiz	428	0	3	27
114	Peter Malnati	423	0	1	25
115	Matt Jones	423	0	2	26
116	Brian Gay	415	0	2	27
117	Nick Taylor	408	0	1	27
118	Patton Kizzire	406	0	1	24
119	Martin Laird	401	0	4	25
120	Aaron Wise	400	0	1	20
121	Kelly Kraft	399	0	3	30
122	Jonas Blixt	392	0	1	25
123	Andrew Landry	388	0	1	24
124	Sebastián Muñoz	383	0	3	25
125	Pat Perez	376	0	3	20
126	Richy Werenski	374	0	1	27
127	Shawn Stefani	374	0	2	25
128	Robert Streb	372	0	2	28
129	Alex Noren	367	0		18
130	Austin Cook	364	0	2	23
131	Daniel Berger	361	0	1	20
132	Martin Trainer	354	1	1	25
133	Peter Uihlein	353	0	2	29
134	Wes Roach	345	0	2	21
135	Bronson Burgoon	343	0	2	20
136	Jason Dufner	327	0	2	25
137	Ryan Blaum	323	0	1	28
138	Jim Herman	321	1	1	21
139	Dominic Bozzelli	316	0	2	24
140	Bill Haas	312	0	2	23
141	Johnson Wagner	312	0	1	19
142	Roberto Castro	312	0	2	22
143	Seamus Power	308	0	2	27
144	Zack Sucher	305	0	1	10
145	Beau Hossler	304	0		27
146	Josh Teater	296	0	2	24
147	Ted Potter, Jr.	291	0	1	23
148	Hank Lebioda	291	0	1	23
149	Harris English	289	0		28
150	Martin Kaymer	288	0	1	14
151	Jonathan Byrd	283	0	1	17
152	Stephan Jaeger	278	0		26
153	Scott Langley	277	0	1	27
154	Zach Johnson	276	0	1	19
155	Roberto Díaz	271	0	2	23
156	Chase Wright	265	0	2	26
157	Trey Mullinax	260	0		25

# 2019-20 PGA TOUR MEDIA GUIDE | Section 4: FedExCup

Rank	Name	Points	Wins	Top 10s	Events
158	Jimmy Walker	258	0		22
159	Tom Hoge	252	0	1	32
160	Cameron Davis	252	0		25
161	Kramer Hickok	250	0	1	26
162	Hudson Swafford	242	0	1	20
163	Tyler Duncan	238	0	1	29
164	D.J. Trahan	231	0	3	14
165	Brandon Harkins	225	0	1	28
166	Jim Knous	223	0	1	18
167	Adam Svensson	223	0		25
168	Alex Prugh	217	0		26
169	Fabián Gómez	209	0		20
170	Joey Garber	209	0	2	22
171	Brendan Steele	204	0		22
172	Anders Albertson	199	0	1	25
173	Sam Saunders	197	0	1	26
174	David Hearn	195	0	1	18
175	Curtis Luck	190	0	1	23
176	Julián Etulain	189	0		24
177	José de Jesús Rodríguez	187	0		23
178	Anirban Lahiri	164	0	1	23
179	Stewart Cink	160	0		16
180	Ollie Schniederjans	153	0		28
181	Ben Silverman	143	0		24
182	Ernie Els	142	0		18
183	Brendon Todd	142	0		11
184	Hunter Mahan	141	0		21
185	Satoshi Kodaira	141	0		22
186	John Chin	140	0	1	21
187	Kyle Jones	133	0		26
188	Seth Reeves	124	0	1	25
189	Billy Hurley III	122	0	1	13
190	Whee Kim	118	0	1	27
191	Luke Donald	115	0	1	12
192	Charl Schwartzel	113	0	1	13
193	Cody Gribble	111	0		26
194	Kevin Chappell	107	0	1	3
195	Davis Love III	106	0	1	9
196	Brady Schnell	103	0		21
197	Vijay Singh	100	0	1	6
198	Nicholas Lindheim	97	0		17
199	Chris Kirk	95	0		17
200	Ben Crane	95	0	1	14
201	George McNeill	90	0	1	9
202	Sean O'Hair	88	0	1	9
203	Alex Cejka	88	0		22
204	Tom Lovelady	85	0		14
205	Sangmoon Bae	85	0		22
206	J.J. Henry	84	0	1	22
207	Martin Piller	78	0		15
208	Freddie Jacobson	72	0		19
209	James Hahn	70	0		10
210	K.J. Choi	70	0	1	7

## 2019-20 PGA TOUR MEDIA GUIDE | Section 4: FedExCup

Rank	Name	Points	Wins	Top 10s	Events
211	Jamie Lovemark	66	0		7
212	Tyrone Van Aswegen	62	0		15
213	Padraig Harrington	61	0		11
214	Grayson Murray	57	0		14
215	Boo Weekley	53	0		9
216	Steve Stricker	49	0		7
217	Jason Gore	48	0		4
218	Derek Fathauer	45	0		14
219	Andres Romero	44	0		9
220	John Huh	44	0		13
221	Rod Pampling	42	0		22
222	Chris Thompson	39	0		19
223	David Toms	37	0		3
224	Arjun Atwal	35	0		6
225	Morgan Hoffmann	35	0		11
226	Robert Garrigus	34	0		11
227	Michael Kim	34	0		26
228	David Lingmerth	33	0		13
229	John Senden	28	0		16
230	Colt Knost	27	0		10
231	Y.E. Yang	22	0		4
232	Daniel Chopra	20	0		6
233	Parker McLachlin	16	0		8
234	John Rollins	16	0		5
235	Stuart Appleby	16	0		3
236	D.A. Points	15	0		13
237	Chris Couch	15	0		4
238	Chad Collins	14	0		15
239	Chad Campbell	14	0		13
240	Tim Herron	13	0		10
241	Fred Couples	13	0		3
242	Tommy Gainey	12	0		5
243	Charlie Beljan	12	0		5
244	Trevor Immelman	11	0		4
245	Ricky Barnes	9	0		11
246	Brian Davis	8	0		9
247	Mike Weir	7	0		9
248	Robert Allenby	7	0		5
249	John Merrick	5	0		5
250	Bernhard Langer	5	0		1
251	Tom Lehman	5	0		2
252	Derek Ernst	4	0		3
253	Brandon Hagy	4	0		13
254	Omar Uresti	3	0		4
255	Charlie Wi	3	0		3
256	Smylie Kaufman	3	0		5
257	Ken Duke	3	0		1
258	Dicky Pride	2	0		3
259	Rich Beem	2	0		1
260	Brendon de Jonge	2	0		6
261	John Daly	2	0		3
262	Jason Bohn	2	0		5
263	Jonathan Kaye	2	0		4

Rank	Name	Points	Wins	Top 10s	Events
264	Heath Slocum	2	0		4
265	Will MacKenzie	1	0		8

# Final FedExCup Standings

Rank	Name	Tour Championship Finish	Wins	Top 10s	Events
1	Rory McIlroy	-18	3	14	19
2	Xander Schauffele	-14	2	6	21
3	Justin Thomas	-13	1	7	20
3	Brooks Koepka	-13	3	9	21
5	Paul Casey	-9	1	7	22
6	Adam Scott	-8	0	9	18
7	Tony Finau	-7	0	6	25
8	Chez Reavie	-6	1	6	28
9	Kevin Kisner	-5	1	5	25
9	Hideki Matsuyama	-5	0	7	24
9	Patrick Reed	-5	1	5	25
12	Jon Rahm	-4	1	12	20
12	Bryson DeChambeau	-4	1	5	21
14	Jason Kokrak	-3	0	5	24
15	Gary Woodland	-2	1	8	24
16	Matt Kuchar	-1	2	8	22
16	Webb Simpson	-1	0	6	21
16	Tommy Fleetwood	-1	0	6	18
19	Rickie Fowler	E	1	6	20
19	Sungjae Im	E	0	7	35
21	Louis Oosthuizen	+1	0	5	19
21	Abraham Ancer	+1	0	4	27
21	Patrick Cantlay	+1	1	9	21
24	Brandt Snedeker	+2	0	6	27
24	Marc Leishman	+2	1	7	21
26	Corey Conners	+3	1	4	28
26	Justin Rose	+3	1	7	17
28	Charles Howell III	+4	1	5	27
29	Lucas Glover	+10	0	7	26
29	Dustin Johnson	+10	1	7	19
31	Kevin Tway	1,242	1	2	26
32	J.T. Poston	1,238	1	3	29
33	Shane Lowry	1,197	1	4	14
34	Andrew Putnam	1,145	0	3	23
35	Ryan Palmer	1,141	1	6	21
36	Rory Sabbatini	1,140	0	6	26
37	Cheng Tsung Pan	1,125	1	2	25
38	Harold Varner III	1,122	0	3	26
39	Scott Piercy	1,104	0	6	24
40	Francesco Molinari	1,080	1	3	15
41	Ian Poulter	1,072	0	6	18
42	Tiger Woods	1,069	1	4	12
43	Billy Horschel	1,065	0	4	26
44	Jordan Spieth	1,026	0	4	23
45	Sung Kang	1,003	1	4	27
46	Si Woo Kim	956	0	5	28
47	Phil Mickelson	948	1	2	20
48	Ryan Moore	944	0	2	22
49	Vaughn Taylor	937	0	4	27
50	Keith Mitchell	926	1	3	26
51	Jim Furyk	911	0	3	21
52	Adam Hadwin	904	0	5	24
53	Byeong Hun An	892	0	3	22
54	Jason Day	891	0	6	21
55	Joel Dahmen	868	0	2	29
56	J.B. Holmes	856	1	2	25
57	Nate Lashley	849	1	2	21
58	Troy Merritt	842	0	4	21
59	Collin Morikawa	840	1	3	9
60	Max Homa	825	1	2	25
61	Kevin Na	823	1	3	19
62	Cameron Champ	819	1	3	26
63	Dylan Frittelli	802	1	1	24
64	Wyndham Clark	771	0	3	27
65	Emiliano Grillo	765	0	2	23
66	Keegan Bradley	761	0	3	25
67	Joaquin Niemann	751	0	4	28
68	Graeme McDowell	750	1	3	20
69	Adam Long	734	1	2	27
70	Rafa Cabrera Bello	713	0	2	19
71	Adam Schenk	657	0	3	31
72	Sergio Garcia	637	0	5	15
73	Danny Lee	633	0	3	27
74	Matthew Wolff	613	1	1	8
75	Kevin Streelman	609	0	4	26
76	Jhonattan Vegas	602	0	3	23
77	Branden Grace	588	0	2	22
78	Charley Hoffman	576	0	2	24

## 2019-20 PGA TOUR MEDIA GUIDE | Section 4: FedExCup

Rank	Name	Tour Championship Finish	Wins	Top 10s	Events
79	Tyrrell Hatton	574	0	3	17
80	Chesson Hadley	573	0	3	26
81	Bubba Watson	572	0	3	19
82	Brian Stuard	572	0	3	29
83	Kiradech Aphibarnrat	568	0	3	20
84	Cameron Smith	566	0	3	23
85	Danny Willett	565	0	2	19
86	Matt Every	561	0	2	16
87	Russell Henley	553	0	1	25
88	Brian Harman	534	0	4	29
89	Michael Thompson	527	0	4	22
90	Henrik Stenson	523	0	3	15
91	Matt Jones	515	0	2	27
92	Luke List	506	0	4	22
93	Roger Sloan	505	0	3	27
94	Sam Burns	493	0	3	26
95	Bud Cauley	482	0	2	25
96	Andrew Landry	481	0	1	25
97	Nick Watney	480	0	3	26
98	Mackenzie Hughes	479	0	2	25
99	J.J. Spaun	479	0	2	26
100	Ryan Armour	475	0	1	28
101	Talor Gooch	474	0	2	17
102	Chris Stroud	473	0	4	26
103	Kyle Stanley	471	0	1	25
104	Brice Garnett	466	0	2	28
105	Patrick Rodgers	459	0	1	18
106	Cameron Tringale	459	0	2	21
107	Sam Ryder	458	0	2	23
108	Kyoung-Hoon Lee	453	0	2	30
109	Scott Stallings	452	0	2	26
110	Russell Knox	452	0	2	22
111	Denny McCarthy	443	0	2	28
112	Scott Brown	442	0	4	27
113	Carlos Ortiz	441	0	3	28
114	Aaron Wise	441	0	1	21
115	Sepp Straka	432	0	1	25
116	Aaron Baddeley	428	0	3	18
117	Sebastián Muñoz	423	0	3	26
118	Peter Malnati	423	0	1	26
119	Brian Gay	415	0	2	28
120	Nick Taylor	408	0	1	28
121	Martin Laird	408	0	4	26
122	Patton Kizzire	406	0	1	25
123	Kelly Kraft	399	0	3	31
124	Jonas Blixt	392	0	1	26
125	Pat Perez	376	0	3	21
126	Richy Werenski	374	0	1	27
127	Shawn Stefani	374	0	2	25
128	Robert Streb	372	0	2	28
129	Alex Noren	367	0		18
130	Austin Cook	364	0	2	23
131	Daniel Berger	361	0	1	20
132	Martin Trainer	354	1	1	25
133	Peter Uihlein	353	0	2	29
134	Wes Roach	345	0	2	21
135	Bronson Burgoon	343	0	2	20
136	Jason Dufner	327	0	2	25
137	Ryan Blaum	323	0	1	28
138	Jim Herman	321	1	1	21
139	Dominic Bozzelli	316	0	2	24
140	Bill Haas	312	0	2	23
141	Johnson Wagner	312	0	1	19
142	Roberto Castro	312	0	2	22
143	Seamus Power	308	0	2	27
144	Zack Sucher	305	0	1	10
145	Beau Hossler	304	0		27
146	Josh Teater	296	0	2	24
147	Ted Potter, Jr.	291	0	1	23
148	Hank Lebioda	291	0	1	23
149	Harris English	289	0		28
150	Martin Kaymer	288	0	1	14

# FedExCup Points Distribution

Position	PGA TOUR Events	WGCs	Majors	Additional Events	FedExCup Playoffs
1	500.000	550.000	600.000	300.000	2000.000
2	300.000	315.000	330.000	165.000	1200.000
3	190.000	200.000	210.000	105.000	760.000
4	135.000	140.000	150.000	80.000	540.000
5	110.000	115.000	120.000	65.000	440.000
6	100.000	105.000	110.000	60.000	400.000
7	90.000	95.000	100.000	55.000	360.000
8	85.000	89.000	94.000	50.000	340.000
9	80.000	83.000	88.000	45.000	320.000
10	75.000	78.000	82.000	40.000	300.000
11	70.000	73.000	77.000	37.500	280.000
12	65.000	69.000	72.000	35.000	260.000
13	60.000	65.000	68.000	32.500	240.000
14	57.000	62.000	64.000	31.000	228.000
15	55.000	59.000	61.000	30.500	220.000
16	53.000	57.000	59.000	30.000	212.000
17	51.000	55.000	57.000	29.500	204.000
18	49.000	53.000	55.000	29.000	196.000
19	47.000	52.000	53.000	28.500	188.000
20	45.000	51.000	51.000	28.000	180.000
21	43.000	48.733	48.733	26.756	172.000
22	41.000	46.467	46.467	25.511	164.000
23	39.000	44.200	44.200	24.267	156.000
24	37.000	41.933	41.933	23.022	148.000
25	35.500	40.233	40.233	22.089	142.000
26	34.000	38.533	38.533	21.156	136.000
27	32.500	36.833	36.833	20.222	130.000
28	31.000	35.133	35.133	19.289	124.000
29	29.500	33.433	33.433	18.356	118.000
30	28.000	31.733	31.733	17.422	112.000
31	26.500	30.033	30.033	16.489	106.000
32	25.000	28.333	28.333	15.556	100.000
33	23.500	26.633	26.633	14.622	94.000
34	22.000	24.933	24.933	13.689	88.000
35	21.000	23.800	23.800	13.067	84.000
36	20.000	22.667	22.667	12.444	80.000
37	19.000	21.533	21.533	11.822	76.000
38	18.000	20.400	20.400	11.200	72.000
39	17.000	19.267	19.267	10.578	68.000
40	16.000	18.133	18.133	9.956	64.000
41	15.000	17.000	17.000	9.333	60.000
42	14.000	15.867	15.867	8.711	56.000
43	13.000	14.733	14.733	8.089	52.000
44	12.000	13.600	13.600	7.467	48.000
45	11.000	12.467	12.467	6.844	44.000
46	10.500	11.900	11.900	6.533	42.000
47	10.000	11.333	11.333	6.222	40.000
48	9.500	10.767	10.767	5.911	38.000
49	9.000	10.200	10.200	5.600	36.000
50	8.500	9.633	9.633	5.289	34.000

Position	PGA TOUR Events	WGCs	Majors	Additional Events	FedExCup Playoffs
51	8.000	9.067	9.067	4.978	32.000
52	7.500	8.500	8.500	4.667	30.000
53	7.000	7.933	7.933	4.356	28.000
54	6.500	7.367	7.367	4.044	26.000
55	6.000	6.800	6.800	3.733	24.000
56	5.800	6.573	6.573	3.609	23.200
57	5.600	6.347	6.347	3.484	22.400
58	5.400	6.120	6.120	3.360	21.600
59	5.200	5.893	5.893	3.236	20.800
60	5.000	5.667	5.667	3.111	20.000
61	4.800	5.440	5.440	2.987	19.200
62	4.600	5.213	5.213	2.862	18.400
63	4.400	4.987	4.987	2.738	17.600
64	4.200	4.760	4.760	2.613	16.800
65	4.000	4.533	4.533	2.489	16.000
66	3.800	4.307	4.307	2.364	15.200
67	3.600	4.080	4.080	2.240	14.400
68	3.400	3.853	3.853	2.116	13.600
69	3.200	3.627	3.627	1.991	12.800
70	3.000	3.400	3.400	1.867	12.000
71	2.900	3.287	3.287	1.804	11.600
72	2.800	3.173	3.173	1.742	11.200
73	2.700	3.060	3.060	1.680	10.800
74	2.600	2.947	2.947	1.618	10.400
75	2.500	2.833	2.833	1.556	10.000
76	2.400	2.720	2.720	1.493	9.600
77	2.300	2.607	2.607	1.431	9.200
78	2.200	2.493	2.493	1.369	8.800
79	2.100	2.380	2.380	1.307	8.400
80	2.000	2.267	2.267	1.244	8.000
81	1.900	2.153	2.153	1.182	7.600
82	1.800	2.040	2.040	1.120	7.200
83	1.700	1.927	1.927	1.058	6.800
84	1.600	1.813	1.813	0.996	6.400
85	1.500	1.700	1.700	0.933	6.000
86	1.450	1.650	1.650	0.880	5.800
87	1.400	1.600	1.600	0.830	5.600
88	1.350	1.550	1.550	0.780	5.400
89	1.300	1.500	1.500	0.730	5.200
90	1.250	1.450	1.450	0.680	5.000
91	1.200	1.400	1.400	0.630	4.800
92	1.150	1.350	1.350	0.580	4.600
93	1.100	1.300	1.300	0.530	4.400
94	1.050	1.250	1.250	0.480	4.200
95	1.000	1.200	1.200	0.430	4.000
96	0.950	1.150	1.150	0.380	3.800
97	0.900	1.100	1.100	0.330	3.600
98	0.850	1.050	1.050	0.280	3.400
99	0.800	1.000	1.000	0.230	3.200
100	0.750	0.950	0.950	0.180	3.000

# FedExCup Summary 2018-19

<b>Tournament:</b>	THE NORTHERN TRUST
<b>Dates:</b>	August 8-11, 2019
<b>Field Size:</b>	125 (121)
<b>Cut:</b>	85 players at 1-under 141
<b>Winner:</b>	Patrick Reed
<b>Purse:</b>	\$9,250,000
<b>Course:</b>	Liberty National GC, Jersey City, New Jersey
<b>Par / Yards:</b>	36 / 35 - 71/7,370

## Top 10 FedExCup standings (entering tournament)

Rank	Player	FedExCup Points
1	Brooks Koepka	2,887
2	Rory McIlroy	2,315
3	Matt Kuchar	2,313
4	Xander Schauffele	1,858
5	Gary Woodland	1,795
6	Patrick Cantlay	1,730
7	Dustin Johnson	1,686
8	Paul Casey	1,629
9	Webb Simpson	1,619
10	Jon Rahm	1,447

## THE NORTHERN TRUST

### Top 10

Rank	Player	Score
1	Patrick Reed	268 (-16)
2	Abraham Ancer	269 (-15)
T3	Jon Rahm	270 (-14)
T3	Harold Varner III	270 (-14)
5	Adam Scott	271 (-13)
T6	Rory McIlroy	272 (-12)
T6	Louis Oosthuizen	272 (-12)
T6	Brandt Snedeker	272 (-12)
T6	Jordan Spieth	272 (-12)
T10	Ian Poulter	273 (-11)
T10	Justin Rose	273 (-11)

<b>Tournament:</b>	BMW Championship
<b>Dates:</b>	August 15-18, 2019
<b>Field Size:</b>	70 (69)
<b>Cut:</b>	No Cut
<b>Winner:</b>	Justin Thomas
<b>Purse:</b>	\$9,250,000
<b>Course:</b>	Medinah CC (No. 3), Medinah, Illinois
<b>Par / Yards:</b>	36 / 36 - 72/7,613

## Top 10 FedExCup standings (entering tournament)

Rank	Player	FedExCup Points
1	Brooks Koepka	2,980
2	Patrick Reed	2,774
3	Rory McIlroy	2,670
4	Matt Kuchar	2,313
5	Jon Rahm	2,097
6	Patrick Cantlay	1,957
7	Xander Schauffele	1,858
8	Abraham Ancer	1,822
9	Gary Woodland	1,820
10	Dustin Johnson	1,819

## BMW Championship

### Top 10

Rank	Player	Score
1	Justin Thomas	263 (-25)
2	Patrick Cantlay	266 (-22)
3	Hideki Matsuyama	268 (-20)
4	Tony Finau	270 (-18)
T5	Jon Rahm	272 (-16)
T5	Brandt Snedeker	272 (-16)
T7	Corey Connors	273 (-15)
T7	Lucas Glover	273 (-15)
T9	Kevin Kisner	274 (-14)
T9	Adam Scott	274 (-14)

<b>Tournament:</b>	TOUR Championship
<b>Dates:</b>	August 22-25, 2019
<b>Field Size:</b>	30 (30)
<b>Cut:</b>	No Cut
<b>Winner:</b>	Rory McIlroy
<b>Purse:</b>	N/A
<b>Course:</b>	East Lake GC, Atlanta, Georgia
<b>Par / Yards:</b>	35 / 35 - 70/7,346

## Top 10 FedExCup standings (entering tournament)

Rank	Player	FedExCup Points
1	Justin Thomas	3,475
2	Patrick Cantlay	3,157
3	Brooks Koepka	3,119
4	Patrick Reed	2,946
5	Rory McIlroy	2,842
6	Jon Rahm	2,517
7	Matt Kuchar	2,339
8	Xander Schauffele	2,030
9	Webb Simpson	1,946
10	Abraham Ancer	1,940

## TOUR Championship / Final Standings

### Top 10

Rank	Player	Starting Strokes	Score	Finish
1	Rory McIlroy	-5	267	-18
2	Xander Schauffele	-4	270	-14
T3	Brooks Koepka	-7	274	-13
T3	Justin Thomas	-10	277	-13
5	Paul Casey	-2	273	-9
6	Adam Scott	-3	275	-8
7	Tony Finau	-3	276	-7
8	Chez Reavie	-1	275	-6
T9	Kevin Kisner	-2	277	-5
T9	Hideki Matsuyama	-3	278	-5
T9	Patrick Reed	-6	281	-5

# FedExCup Summary 2017-18

<b>Tournament:</b>	THE NORTHERN TRUST
<b>Dates:</b>	August 23-26, 2018
<b>Field Size:</b>	125 (119)
<b>Cut:</b>	80 players at even-par 142
<b>Winner:</b>	Bryson DeChambeau
<b>Purse:</b>	\$9,000,000
<b>Course:</b>	Ridgewood CC, Paramus, New Jersey
<b>Par / Yards:</b>	35 / 36 - 71/7,385

## Top 10 FedExCup standings (entering tournament)

Rank	Player	FedExCup Points
1	Dustin Johnson	2,717
2	Justin Thomas	2,634
3	Brooks Koepka	2,012
4	Justin Rose	1,991
5	Bubba Watson	1,879
6	Jason Day	1,771
7	Webb Simpson	1,710
8	Francesco Molinari	1,682
9	Bryson DeChambeau	1,617
10	Patrick Reed	1,555

## THE NORTHERN TRUST

### Top 10

Rank	Player	Score
1	Bryson DeChambeau	266 (-18)
2	Tony Finau	270 (-14)
T3	Billy Horschel	271 (-13)
T3	Cameron Smith	271 (-13)
T5	Ryan Palmer	272 (-12)
T5	Adam Scott	272 (-12)
T5	Aaron Wise	272 (-12)
T8	Patrick Cantlay	273 (-11)
T8	Brooks Koepka	273 (-11)
T8	Justin Thomas	273 (-11)

<b>Tournament:</b>	Dell Technologies Championship
<b>Dates:</b>	August 31-September 3, 2018
<b>Field Size:</b>	100 (98)
<b>Cut:</b>	77 players at 2-over 144
<b>Winner:</b>	Bryson DeChambeau
<b>Purse:</b>	\$9,000,000
<b>Course:</b>	TPC Boston, Norton, Massachusetts
<b>Par / Yards:</b>	36 / 35 - 71/7,342

## Top 10 FedExCup standings (entering tournament)

Rank	Player	FedExCup Points
1	Bryson DeChambeau	3,617
2	Dustin Johnson	2,969
3	Justin Thomas	2,954
4	Tony Finau	2,709
5	Brooks Koepka	2,332
6	Justin Rose	1,991
7	Bubba Watson	1,957
8	Jason Day	1,935
9	Webb Simpson	1,819
10	Phil Mickelson	1,750

## Dell Technologies Championship

### Top 10

Rank	Player	Score
1	Bryson DeChambeau	268 (-16)
2	Justin Rose	270 (-14)
3	Cameron Smith	271 (-13)
T4	Tony Finau	272 (-12)
T4	Hideki Matsuyama	272 (-12)
T4	Cheng Tsung Pan	272 (-12)
T7	Abraham Ancer	273 (-11)
T7	Rafa Cabrera Bello	273 (-11)
T7	Emiliano Grillo	273 (-11)
T7	Dustin Johnson	273 (-11)
T7	Bubba Watson	273 (-11)

<b>Tournament:</b>	BMW Championship
<b>Dates:</b>	September 6-9, 2018
<b>Field Size:</b>	70 (69)
<b>Cut:</b>	No Cut
<b>Winner:</b>	Keegan Bradley
<b>Purse:</b>	\$9,000,000
<b>Course:</b>	Aronimink GC, Newtown Square, Pennsylvania
<b>Par / Yards:</b>	35 / 35 - 70/7,267

## Top 10 FedExCup standings (entering tournament)

Rank	Player	FedExCup Points
1	Bryson DeChambeau	5,617
2	Dustin Johnson	3,289
3	Justin Rose	3,191
4	Tony Finau	3,169
5	Justin Thomas	3,084
6	Brooks Koepka	2,551
7	Bubba Watson	2,277
8	Cameron Smith	2,231
9	Phil Mickelson	1,969
10	Jason Day	1,935

## BMW Championship

### Top 10

Rank	Player	Score
1	Keegan Bradley	260 (-20)
2	Justin Rose	260 (-20)
T3	Billy Horschel	261 (-19)
T3	Xander Schauffele	261 (-19)
5	Rory McIlroy	262 (-18)
T6	Webb Simpson	263 (-17)
T6	Tiger Woods	263 (-17)
T8	Tony Finau	264 (-16)
T8	Tommy Fleetwood	264 (-16)
T8	Rickie Fowler	264 (-16)
T8	Francesco Molinari	264 (-16)

<b>Tournament:</b>	TOUR Championship
<b>Dates:</b>	September 20-23, 2018
<b>Field Size:</b>	30 (30)
<b>Cut:</b>	No Cut
<b>Winner:</b>	Tiger Woods
<b>Purse:</b>	\$9,000,000
<b>Course:</b>	East Lake GC, Atlanta, Georgia
<b>Par / Yards:</b>	35 / 35 - 70/7,346

## Top 10 FedExCup standings (entering tournament)

Rank	Player	FedExCup Points
1	Bryson DeChambeau	5,789
2	Justin Rose	4,391
3	Tony Finau	3,479
4	Dustin Johnson	3,425
5	Justin Thomas	3,327
6	Keegan Bradley	2,979
7	Brooks Koepka	2,723
8	Bubba Watson	2,481
9	Billy Horschel	2,260
10	Cameron Smith	2,247

## TOUR Championship

### Top 10

Rank	Player	Score
1	Tiger Woods	269 (-11)
2	Billy Horschel	271 (-9)
3	Dustin Johnson	273 (-7)
T4	Hideki Matsuyama	274 (-6)
T4	Justin Rose	274 (-6)
T4	Webb Simpson	274 (-6)
T7	Rickie Fowler	275 (-5)
T7	Rory McIlroy	275 (-5)
T7	Xander Schauffele	275 (-5)
T7	Justin Thomas	275 (-5)

## Final Standings

Rank	Player	FedExCup Points
1	Justin Rose	2,260
2	Tiger Woods	2,219
3	Bryson DeChambeau	2,188
4	Dustin Johnson	2,056
5	Billy Horschel	1,840
6	Tony Finau	1,732
7	Justin Thomas	1,610
8	Keegan Bradley	1,253
9	Brooks Koepka	1,093
10	Bubba Watson	918

# FedExCup Summary 2016-17

<b>Tournament:</b>	THE NORTHERN TRUST
<b>Dates:</b>	August 24-27, 2017
<b>Field Size:</b>	125 (120)
<b>Cut:</b>	70 players at 2-over 142
<b>Winner:</b>	Dustin Johnson
<b>Purse:</b>	\$8,750,000
<b>Course:</b>	Glen Oaks Club, Old Westbury, New York
<b>Par / Yards:</b>	35 / 35 - 70/7,346

## Top 10 FedExCup standings (entering tournament)

Rank	Player	FedExCup Points
1	Hideki Matsuyama	2,869
2	Justin Thomas	2,689
3	Jordan Spieth	2,671
4	Dustin Johnson	2,466
5	Rickie Fowler	1,832
6	Jon Rahm	1,754
7	Brooks Koepka	1,736
8	Daniel Berger	1,623
9	Kevin Kisner	1,612
10	Brian Harman	1,557

## THE NORTHERN TRUST Top 10

Rank	Player	Score
1	Dustin Johnson	267 (-13)
2	Jordan Spieth	267 (-13)
T3	Jon Rahm	271 (-9)
T3	Jhonattan Vegas	271 (-9)
5	Paul Casey	274 (-6)
T6	Kevin Chappell	275 (-5)
T6	Jason Day	275 (-5)
T6	Webb Simpson	275 (-5)
T6	Justin Thomas	275 (-5)
T10	Patrick Cantlay	276 (-4)
T10	Matt Kuchar	276 (-4)
T10	Louis Oosthuizen	276 (-4)
T10	Chez Reavie	276 (-4)
T10	Justin Rose	276 (-4)
T10	Robert Streb	276 (-4)
T10	Bubba Watson	276 (-4)

<b>Tournament:</b>	Dell Technologies Championship
<b>Dates:</b>	September 1-4, 2017
<b>Field Size:</b>	100 (96)
<b>Cut:</b>	79 players at 3-over 145
<b>Winner:</b>	Justin Thomas
<b>Purse:</b>	\$8,750,000
<b>Course:</b>	TPC Boston, Norton, Massachusetts
<b>Par / Yards:</b>	36 / 35 - 71/7,342

## Top 10 FedExCup standings (entering tournament)

Rank	Player	FedExCup Points
1	Dustin Johnson	4,466
2	Jordan Spieth	3,871
3	Justin Thomas	3,044
4	Hideki Matsuyama	2,869
5	Jon Rahm	2,404
6	Rickie Fowler	1,996
7	Brooks Koepka	1,768
8	Daniel Berger	1,717
9	Charley Hoffman	1,694
10	Jhonattan Vegas	1,673

## Dell Technologies Championship Top 10

Rank	Player	Score
1	Justin Thomas	267 (-17)
2	Jordan Spieth	270 (-14)
3	Marc Leishman	271 (-13)
T4	Paul Casey	272 (-12)
T4	Jon Rahm	272 (-12)
T6	Phil Mickelson	273 (-11)
T6	Kevin Na	273 (-11)
T6	Pat Perez	273 (-11)
T6	Patrick Reed	273 (-11)
T10	Bill Haas	274 (-10)
T10	Justin Rose	274 (-10)

<b>Tournament:</b>	BMW Championship
<b>Dates:</b>	September 14-17, 2017
<b>Field Size:</b>	70 (70)
<b>Cut:</b>	No Cut
<b>Winner:</b>	Marc Leishman
<b>Purse:</b>	\$8,750,000
<b>Course:</b>	Conway Farms GC, Lake Forest, Illinois
<b>Par / Yards:</b>	35 / 36 - 71/7,208

## Top 10 FedExCup standings (entering tournament)

Rank	Player	FedExCup Points
1	Jordan Spieth	5,071
2	Justin Thomas	5,044
3	Dustin Johnson	4,650
4	Hideki Matsuyama	3,021
5	Jon Rahm	2,894
6	Rickie Fowler	2,217
7	Marc Leishman	2,084
8	Paul Casey	2,065
9	Brooks Koepka	1,952
10	Pat Perez	1,894

## BMW Championship Top 10

Rank	Player	Score
1	Marc Leishman	261 (-23)
T2	Rickie Fowler	266 (-18)
T2	Justin Rose	266 (-18)
4	Jason Day	268 (-16)
T5	Matt Kuchar	269 (-15)
T5	Jon Rahm	269 (-15)
T7	Tony Finau	271 (-13)
T7	Jordan Spieth	271 (-13)
T9	Patrick Cantlay	272 (-12)
T9	Anirban Lahiri	272 (-12)
T9	Webb Simpson	272 (-12)

<b>Tournament:</b>	TOUR Championship
<b>Dates:</b>	September 21-24, 2017
<b>Field Size:</b>	30 (30)
<b>Cut:</b>	No Cut
<b>Winner:</b>	Xander Schauffele
<b>Purse:</b>	\$8,750,000
<b>Course:</b>	East Lake GC, Atlanta, Georgia
<b>Par / Yards:</b>	35 / 35 - 70/7,346

## Top 10 FedExCup standings (entering tournament)

Rank	Player	FedExCup Points
1	Jordan Spieth	5,421
2	Justin Thomas	5,081
3	Dustin Johnson	4,730
4	Marc Leishman	4,084
5	Jon Rahm	3,314
6	Rickie Fowler	3,197
7	Hideki Matsuyama	3,058
8	Justin Rose	2,514
9	Brooks Koepka	2,170
10	Paul Casey	2,145

## TOUR Championship Top 10

Rank	Player	Score
1	Xander Schauffele	268 (-12)
2	Justin Thomas	269 (-11)
T3	Russell Henley	270 (-10)
T3	Kevin Kisner	270 (-10)
5	Paul Casey	271 (-9)
6	Brooks Koepka	272 (-8)
T7	Tony Finau	273 (-7)
T7	Jon Rahm	273 (-7)
T7	Jordan Spieth	273 (-7)
T10	Sergio Garcia	274 (-6)
T10	Matt Kuchar	274 (-6)
T10	Justin Rose	274 (-6)

## Final Standings

Rank	Player	FedExCup Points
1	Justin Thomas	3,000
2	Jordan Spieth	2,340
3	Xander Schauffele	2,151
4	Dustin Johnson	1,720
5	Jon Rahm	1,620
6	Marc Leishman	1,441
7	Rickie Fowler	1,253
8	Hideki Matsuyama	1,093
9	Justin Rose	1,080
10	Brooks Koepka	1,040

# FedExCup Summary 2015-16

<b>Tournament:</b>	The Barclays
<b>Dates:</b>	August 25-28, 2016
<b>Field Size:</b>	125 (120)
<b>Cut:</b>	79 players at 3-over 145
<b>Winner:</b>	Patrick Reed
<b>Purse:</b>	\$8,500,000
<b>Course:</b>	Bethpage State Park (Black), Farmingdale, New York
<b>Par / Yards:</b>	36 / 35 - 71/7,468

## Top 10 FedExCup standings (entering tournament)

Rank	Player	FedExCup Points
1	Jason Day	2,735
2	Dustin Johnson	2,701
3	Adam Scott	2,063
4	Russell Knox	2,001
5	Jordan Spieth	1,965
6	Brandt Snedeker	1,717
7	Patrick Reed	1,575
8	Phil Mickelson	1,532
9	Kevin Na	1,529
10	Justin Thomas	1,512

## The Barclays Top 10

Rank	Player	Score
1	Patrick Reed	275 (-9)
T2	Emiliano Grillo	276 (-8)
T2	Sean O'Hair	276 (-8)
T4	Jason Day	277 (-7)
T4	Adam Scott	277 (-7)
T4	Gary Woodland	277 (-7)
T7	Rickie Fowler	278 (-6)
T7	Jason Kokrak	278 (-6)
T7	Ryan Moore	278 (-6)
T10	Jordan Spieth	279 (-5)
T10	Justin Thomas	279 (-5)

<b>Tournament:</b>	Deutsche Bank Championship
<b>Dates:</b>	September 2-5, 2016
<b>Field Size:</b>	100 (97)
<b>Cut:</b>	72 players at 1-under 141
<b>Winner:</b>	Rory McIlroy
<b>Purse:</b>	\$8,500,000
<b>Course:</b>	TPC Boston, Norton, Massachusetts
<b>Par / Yards:</b>	36 / 35 - 71/7,297

## Top 10 FedExCup standings (entering tournament)

Rank	Player	FedExCup Points
1	Patrick Reed	3,575
2	Jason Day	3,195
3	Dustin Johnson	2,907
4	Adam Scott	2,523
5	Jordan Spieth	2,255
6	Emiliano Grillo	2,089
7	Russell Knox	2,039
8	Justin Thomas	1,802
9	Brandt Snedeker	1,801
10	Phil Mickelson	1,758

## Deutsche Bank Championship Top 10

Rank	Player	Score
1	Rory McIlroy	269 (-15)
2	Paul Casey	271 (-13)
3	Jimmy Walker	272 (-12)
4	Adam Scott	273 (-11)
T5	Fabián Gómez	274 (-10)
T5	James Hahn	274 (-10)
T5	Patrick Reed	274 (-10)
T8	Kevin Chappell	275 (-9)
T8	David Hearn	275 (-9)
T8	Billy Hurley III	275 (-9)
T8	Dustin Johnson	275 (-9)
T8	Jason Kokrak	275 (-9)
T8	Ryan Moore	275 (-9)
T8	Louis Oosthuizen	275 (-9)

<b>Tournament:</b>	BMW Championship
<b>Dates:</b>	September 8-11, 2016
<b>Field Size:</b>	70 (69)
<b>Cut:</b>	No Cut
<b>Winner:</b>	Dustin Johnson
<b>Purse:</b>	\$8,500,000
<b>Course:</b>	Crooked Stick GC, Carmel, Indiana
<b>Par / Yards:</b>	36 / 36 - 72/7,567

## Top 10 FedExCup standings (entering tournament)

Rank	Player	FedExCup Points
1	Patrick Reed	3,975
2	Jason Day	3,409
3	Dustin Johnson	3,189
4	Rory McIlroy	3,115
5	Adam Scott	3,063
6	Jordan Spieth	2,451
7	Russell Knox	2,253
8	Emiliano Grillo	2,227
9	Jimmy Walker	2,112
10	Paul Casey	2,052

## BMW Championship Top 10

Rank	Player	Score
1	Dustin Johnson	265 (-23)
2	Paul Casey	268 (-20)
3	Roberto Castro	271 (-17)
T4	J.B. Holmes	276 (-12)
T4	Matt Kuchar	276 (-12)
T4	Ryan Palmer	276 (-12)
T4	Charl Schwartzel	276 (-12)
T4	Adam Scott	276 (-12)
9	Jordan Spieth	277 (-11)
T10	Daniel Berger	278 (-10)
T10	Billy Horschel	278 (-10)
T10	Chris Kirk	278 (-10)

<b>Tournament:</b>	TOUR Championship
<b>Dates:</b>	September 22-25, 2016
<b>Field Size:</b>	30 (30)
<b>Cut:</b>	No Cut
<b>Winner:</b>	Rory McIlroy
<b>Purse:</b>	\$8,500,000
<b>Course:</b>	East Lake GC, Atlanta, Georgia
<b>Par / Yards:</b>	35 / 35 - 70/7,385

## Top 10 FedExCup standings (entering tournament)

Rank	Player	FedExCup Points
1	Dustin Johnson	5,189
2	Patrick Reed	4,203
3	Adam Scott	3,479
4	Jason Day	3,409
5	Paul Casey	3,252
6	Rory McIlroy	3,223
7	Jordan Spieth	2,771
8	Russell Knox	2,465
9	Emiliano Grillo	2,371
10	Jimmy Walker	2,340

## TOUR Championship Top 10

Rank	Player	Score
1	Rory McIlroy	268 (-12)
T2	Kevin Chappell	268 (-12)
T2	Ryan Moore	268 (-12)
4	Paul Casey	271 (-9)
5	Hideki Matsuyama	274 (-6)
T6	Dustin Johnson	275 (-5)
T6	Justin Thomas	275 (-5)
T8	Jason Dufner	276 (-4)
T8	Adam Scott	276 (-4)
T10	Emiliano Grillo	278 (-2)
T10	Si Woo Kim	278 (-2)
T10	Charl Schwartzel	278 (-2)
T10	Bubba Watson	278 (-2)
T10	Gary Woodland	278 (-2)

## Final Standings

Rank	Player	FedExCup Points
1	Rory McIlroy	3,120
2	Dustin Johnson	2,380
3	Patrick Reed	1,986
4	Adam Scott	1,930
5	Paul Casey	1,880
6	Jason Day	1,440
7	Ryan Moore	1,336
8	Kevin Chappell	1,320
9	Jordan Spieth	1,168
10	Russell Knox	992

# FedExCup Summary 2014-15

<b>Tournament:</b>	The Barclays
<b>Dates:</b>	August 27-30, 2015
<b>Field Size:</b>	125 (120)
<b>Cut:</b>	72 players at 2-over 142
<b>Winner:</b>	Jason Day
<b>Purse:</b>	\$8,250,000
<b>Course:</b>	Plainfield CC, Edison, New Jersey
<b>Par / Yards:</b>	34 / 36 - 70/7,012

## Top 10 FedExCup standings (entering tournament)

Rank	Player	FedExCup Points
1	Jordan Spieth	4,169
2	Jason Day	2,459
3	Bubba Watson	2,407
4	Jimmy Walker	2,014
5	Justin Rose	1,742
6	Robert Streb	1,720
7	Dustin Johnson	1,718
8	Patrick Reed	1,593
9	Rory McIlroy	1,567
10	Danny Lee	1,561

## The Barclays Top 10

Rank	Player	Score
1	Jason Day	261 (-19)
2	Henrik Stenson	267 (-13)
3	Bubba Watson	269 (-11)
T4	Zac Blair	270 (-10)
T4	Zach Johnson	270 (-10)
T6	Sangmoon Bae	271 (-9)
T6	Ryan Palmer	271 (-9)
T6	Daniel Summerhays	271 (-9)
T9	Jason Bohn	272 (-8)
T9	Dustin Johnson	272 (-8)

<b>Tournament:</b>	Deutsche Bank Championship
<b>Dates:</b>	September 4-7, 2015
<b>Field Size:</b>	100 (98)
<b>Cut:</b>	74 players at 3-over 145
<b>Winner:</b>	Rickie Fowler
<b>Purse:</b>	\$8,250,000
<b>Course:</b>	TPC Boston, Norton, Massachusetts
<b>Par / Yards:</b>	36 / 35 - 71/7,242

## Top 10 FedExCup standings (entering tournament)

Rank	Player	FedExCup Points
1	Jason Day	4,459
2	Jordan Spieth	4,169
3	Bubba Watson	3,167
4	Henrik Stenson	2,152
5	Zach Johnson	2,049
6	Dustin Johnson	2,028
7	Jimmy Walker	2,020
8	Justin Rose	1,956
9	Robert Streb	1,838
10	Danny Lee	1,709

## Deutsche Bank Championship Top 10

Rank	Player	Score
1	Rickie Fowler	269 (-15)
2	Henrik Stenson	270 (-14)
3	Charley Hoffman	273 (-11)
T4	Jim Furyk	276 (-8)
T4	Matt Jones	276 (-8)
T4	Hunter Mahan	276 (-8)
T4	Sean O'Hair	276 (-8)
T4	Patrick Reed	276 (-8)
T9	Jerry Kelly	277 (-7)
T9	Matt Kuchar	277 (-7)
T9	Daniel Summerhays	277 (-7)

<b>Tournament:</b>	BMW Championship
<b>Dates:</b>	September 17-20, 2015
<b>Field Size:</b>	70 (70)
<b>Cut:</b>	No Cut
<b>Winner:</b>	Jason Day
<b>Purse:</b>	\$8,250,000
<b>Course:</b>	Conway Farms GC, Lake Forest, Illinois
<b>Par / Yards:</b>	35 / 36 - 71/7,198

## Top 10 FedExCup standings (entering tournament)

Rank	Player	FedExCup Points
1	Jason Day	4,680
2	Jordan Spieth	4,169
3	Rickie Fowler	3,498
4	Henrik Stenson	3,352
5	Bubba Watson	3,329
6	Charley Hoffman	2,302
7	Zach Johnson	2,241
8	Dustin Johnson	2,114
9	Jim Furyk	2,087
10	Patrick Reed	2,039

## BMW Championship Top 10

Rank	Player	Score
1	Jason Day	262 (-22)
2	Daniel Berger	268 (-16)
3	Scott Piercy	269 (-15)
T4	Rickie Fowler	270 (-14)
T4	J.B. Holmes	270 (-14)
T4	Rory McIlroy	270 (-14)
T7	Dustin Johnson	271 (-13)
T7	Hideki Matsuyama	271 (-13)
T7	Cameron Tringale	271 (-13)
T10	Kevin Na	272 (-12)
T10	Henrik Stenson	272 (-12)
T10	Bubba Watson	272 (-12)

<b>Tournament:</b>	TOUR Championship by Coca-Cola
<b>Dates:</b>	September 24-27, 2015
<b>Field Size:</b>	30 (29)
<b>Cut:</b>	No Cut
<b>Winner:</b>	Jordan Spieth
<b>Purse:</b>	\$8,250,000
<b>Course:</b>	East Lake GC, Atlanta, Georgia
<b>Par / Yards:</b>	35 / 35 - 70/7,307

## Top 10 FedExCup standings (entering tournament)

Rank	Player	FedExCup Points
1	Jason Day	6,680
2	Jordan Spieth	4,392
3	Rickie Fowler	3,958
4	Henrik Stenson	3,632
5	Bubba Watson	3,609
6	Zach Johnson	2,464
7	Dustin Johnson	2,454
8	Charley Hoffman	2,364
9	Daniel Berger	2,320
10	Patrick Reed	2,205

## TOUR Championship by Coca-Cola Top 10

Rank	Player	Score
1	Jordan Spieth	271 (-9)
T2	Danny Lee	275 (-5)
T2	Justin Rose	275 (-5)
T2	Henrik Stenson	275 (-5)
T5	Paul Casey	276 (-4)
T5	Dustin Johnson	276 (-4)
T5	Bubba Watson	276 (-4)
T8	J.B. Holmes	277 (-3)
T8	Zach Johnson	277 (-3)
T10	Jason Day	278 (-2)
T10	Matt Kuchar	278 (-2)

## Final Standings

Rank	Player	FedExCup Points
1	Jordan Spieth	3,800
2	Henrik Stenson	2,307
3	Jason Day	2,290
4	Rickie Fowler	1,838
5	Bubba Watson	1,680
6	Zach Johnson	1,450
7	Dustin Johnson	1,360
8	Justin Rose	1,235
9	Danny Lee	1,123
10	Charley Hoffman	992

# FedExCup Summary 2013-14

<b>Tournament:</b>	The Barclays
<b>Dates:</b>	August 21-24, 2014
<b>Field Size:</b>	125 (122)
<b>Cut:</b>	79 players at 1-over 143
<b>Winner:</b>	Hunter Mahan
<b>Purse:</b>	\$8,000,000
<b>Course:</b>	Ridgewood CC, Paramus, New Jersey
<b>Par / Yards:</b>	35 / 36 - 71/7,319

## Top 10 FedExCup standings (entering tournament)

Rank	Player	FedExCup Points
1	Rory McIlroy	2,582
2	Jimmy Walker	2,493
3	Bubba Watson	2,173
4	Matt Kuchar	1,921
5	Jim Furyk	1,851
6	Dustin Johnson	1,769
7	Sergio Garcia	1,700
8	Jordan Spieth	1,692
9	Patrick Reed	1,666
10	Chris Kirk	1,571

## The Barclays Top 10

Rank	Player	Score
1	Hunter Mahan	270 (-14)
T2	Stuart Appleby	272 (-12)
T2	Jason Day	272 (-12)
T2	Cameron Tringale	272 (-12)
T5	Ernie Els	273 (-11)
T5	Matt Kuchar	273 (-11)
T5	William McGirt	273 (-11)
8	Jim Furyk	274 (-10)
T9	Rickie Fowler	275 (-9)
T9	Morgan Hoffmann	275 (-9)
T9	Kevin Na	275 (-9)
T9	Patrick Reed	275 (-9)

<b>Tournament:</b>	Deutsche Bank Championship
<b>Dates:</b>	August 29-September 1, 2014
<b>Field Size:</b>	100 (93)
<b>Cut:</b>	80 players at 3-over 145
<b>Winner:</b>	Chris Kirk
<b>Purse:</b>	\$8,000,000
<b>Course:</b>	TPC Boston, Norton, Massachusetts
<b>Par / Yards:</b>	36 / 35 - 71/7,216

## Top 10 FedExCup standings (entering tournament)

Rank	Player	FedExCup Points
1	Hunter Mahan	3,276
2	Rory McIlroy	2,810
3	Jimmy Walker	2,493
4	Matt Kuchar	2,421
5	Bubba Watson	2,360
6	Jim Furyk	2,276
7	Jason Day	2,111
8	Patrick Reed	2,028
9	Jordan Spieth	1,919
10	Cameron Tringale	1,865

## Deutsche Bank Championship Top 10

Rank	Player	Score
1	Chris Kirk	269 (-15)
T2	Russell Henley	271 (-13)
T2	Billy Horschel	271 (-13)
T2	Geoff Ogilvy	271 (-13)
T5	Rory McIlroy	273 (-11)
T5	John Senden	273 (-11)
T7	Jason Day	274 (-10)
T7	Martin Kaymer	274 (-10)
T9	Billi Haas	275 (-9)
T9	Chesson Hadley	275 (-9)
T9	Seung-Yul Noh	275 (-9)
T9	Carl Pettersson	275 (-9)
T9	Webb Simpson	275 (-9)
T9	Robert Streb	275 (-9)
T9	Jimmy Walker	275 (-9)

<b>Tournament:</b>	BMW Championship
<b>Dates:</b>	September 4-7, 2014
<b>Field Size:</b>	70 (69)
<b>Cut:</b>	No Cut
<b>Winner:</b>	Billy Horschel
<b>Purse:</b>	\$8,000,000
<b>Course:</b>	Cherry Hills CC, Cherry Hills Village, Colorado
<b>Par / Yards:</b>	34 / 36 - 70/7,352

## Top 10 FedExCup standings (entering tournament)

Rank	Player	FedExCup Points
1	Chris Kirk	4,154
2	Rory McIlroy	3,335
3	Hunter Mahan	3,311
4	Jimmy Walker	2,823
5	Matt Kuchar	2,618
6	Bubba Watson	2,558
7	Jason Day	2,549
8	Jim Furyk	2,511
9	Jordan Spieth	2,117
10	Rickie Fowler	2,069

## BMW Championship Top 10

Rank	Player	Score
1	Billy Horschel	266 (-14)
2	Bubba Watson	268 (-12)
3	Morgan Hoffmann	269 (-11)
T4	Rickie Fowler	271 (-9)
T4	Jim Furyk	271 (-9)
T4	Sergio Garcia	271 (-9)
T4	Ryan Palmer	271 (-9)
T8	Rory McIlroy	272 (-8)
T8	Adam Scott	272 (-8)
T8	Jordan Spieth	272 (-8)

<b>Tournament:</b>	TOUR Championship by Coca-Cola
<b>Dates:</b>	September 11-14, 2014
<b>Field Size:</b>	30 (29)
<b>Cut:</b>	No Cut
<b>Winner:</b>	Billy Horschel
<b>Purse:</b>	\$8,000,000
<b>Course:</b>	East Lake GC, Atlanta, Georgia
<b>Par / Yards:</b>	35 / 35 - 70/7,307

## Top 10 FedExCup standings (entering tournament)

Rank	Player	FedExCup Points
1	Chris Kirk	4,314
2	Billy Horschel	4,305
3	Bubba Watson	4,058
4	Rory McIlroy	3,735
5	Hunter Mahan	3,363
6	Jimmy Walker	3,073
7	Jim Furyk	3,073
8	Matt Kuchar	2,736
9	Rickie Fowler	2,631
10	Jason Day	2,549

## TOUR Championship by Coca-Cola Top 10

Rank	Player	Score
1	Billy Horschel	269 (-11)
T2	Jim Furyk	272 (-8)
T2	Rory McIlroy	272 (-8)
T4	Jason Day	273 (-7)
T4	Chris Kirk	273 (-7)
T4	Justin Rose	273 (-7)
7	Ryan Palmer	274 (-6)
8	Rickie Fowler	275 (-5)
T9	Sergio Garcia	276 (-4)
T9	Adam Scott	276 (-4)
T9	Gary Woodland	276 (-4)

## Final Standings

Rank	Player	FedExCup Points
1	Billy Horschel	4,750
2	Chris Kirk	3,100
3	Rory McIlroy	3,050
4	Jim Furyk	2,450
5	Bubba Watson	2,285
6	Hunter Mahan	1,835
7	Jimmy Walker	1,668
8	Matt Kuchar	1,300
9	Rickie Fowler	1,225
10	Jason Day	1,200

# FedExCup Summary 2013

<b>Tournament:</b>	The Barclays
<b>Dates:</b>	August 22-25, 2013
<b>Field Size:</b>	125 (123)
<b>Cut:</b>	74 players at even-par 142
<b>Winner:</b>	Adam Scott
<b>Purse:</b>	\$8,000,000
<b>Course:</b>	Liberty National GC, Jersey City, New Jersey
<b>Par / Yards:</b>	36 / 35 - 71/7,353

## Top 10 FedExCup standings (entering tournament)

Rank	Player	FedExCup Points
1	Tiger Woods	3,059
2	Matt Kuchar	2,293
3	Brandt Snedeker	2,218
4	Phil Mickelson	2,166
5	Bill Haas	1,505
6	Billy Horschel	1,487
7	Justin Rose	1,447
8	Jordan Spieth	1,436
9	Henrik Stenson	1,426
10	Keegan Bradley	1,416

## The Barclays Top 10

Rank	Player	Score
1	Adam Scott	273 (-11)
T2	Graham DeLaet	274 (-10)
T2	Justin Rose	274 (-10)
T2	Gary Woodland	274 (-10)
T2	Tiger Woods	274 (-10)
T6	Jim Furyk	275 (-9)
T6	Phil Mickelson	275 (-9)
T6	D.A. Points	275 (-9)
T9	Matt Every	276 (-8)
T9	Rickie Fowler	276 (-8)
T9	Jason Kokrak	276 (-8)
T9	Nick Watney	276 (-8)

<b>Tournament:</b>	Deutsche Bank Championship
<b>Dates:</b>	August 30-September 2, 2013
<b>Field Size:</b>	100 (100)
<b>Cut:</b>	76 players at 1-under 141
<b>Winner:</b>	Henrik Stenson
<b>Purse:</b>	\$8,000,000
<b>Course:</b>	TPC Boston, Norton, Massachusetts
<b>Par / Yards:</b>	36 / 35 - 71/7,216

## Top 10 FedExCup standings (entering tournament)

Rank	Player	FedExCup Points
1	Tiger Woods	4,009
2	Adam Scott	3,847
3	Phil Mickelson	2,624
4	Matt Kuchar	2,540
5	Justin Rose	2,397
6	Brandt Snedeker	2,218
7	Graham DeLaet	1,806
8	Bill Haas	1,718
9	Jordan Spieth	1,684
10	Gary Woodland	1,633

## Deutsche Bank Championship Top 10

Rank	Player	Score
1	Henrik Stenson	262 (-22)
2	Steve Stricker	264 (-20)
3	Graham DeLaet	266 (-18)
T4	Sergio Garcia	267 (-17)
T4	Matt Kuchar	267 (-17)
T4	Jordan Spieth	267 (-17)
T4	Kevin Stadler	267 (-17)
8	Brian Davis	268 (-16)
T9	Roberto Castro	269 (-15)
T9	Brendon de Jonge	269 (-15)
T9	Jason Dufner	269 (-15)
T9	Ian Poulter	269 (-15)

<b>Tournament:</b>	BMW Championship
<b>Dates:</b>	September 12-15, 2013
<b>Field Size:</b>	70 (70)
<b>Cut:</b>	No Cut
<b>Winner:</b>	Zach Johnson
<b>Purse:</b>	\$8,000,000
<b>Course:</b>	Conway Farms GC, Lake Forest, Illinois
<b>Par / Yards:</b>	35 / 36 - 71/7,149

## Top 10 FedExCup standings (entering tournament)

Rank	Player	FedExCup Points
1	Henrik Stenson	4,051
2	Tiger Woods	4,037
3	Adam Scott	3,917
4	Matt Kuchar	3,103
5	Graham DeLaet	2,806
6	Phil Mickelson	2,762
7	Justin Rose	2,664
8	Steve Stricker	2,617
9	Brandt Snedeker	2,326
10	Jordan Spieth	2,246

## BMW Championship Top 10

Rank	Player	Score
1	Zach Johnson	268 (-16)
2	Nick Watney	270 (-14)
3	Jim Furyk	271 (-13)
T4	Jason Day	273 (-11)
T4	Luke Donald	273 (-11)
T4	Hunter Mahan	273 (-11)
T4	Steve Stricker	273 (-11)
T8	Matt Jones	274 (-10)
T8	Charl Schwartzel	274 (-10)
T8	Brandt Snedeker	274 (-10)

<b>Tournament:</b>	TOUR Championship by Coca-Cola
<b>Dates:</b>	September 19-22, 2013
<b>Field Size:</b>	30 (30)
<b>Cut:</b>	No Cut
<b>Winner:</b>	Henrik Stenson
<b>Purse:</b>	\$8,000,000
<b>Course:</b>	East Lake GC, Atlanta, Georgia
<b>Par / Yards:</b>	35 / 35 - 70/7,307

## Top 10 FedExCup standings (entering tournament)

Rank	Player	FedExCup Points
1	Tiger Woods	4,352
2	Henrik Stenson	4,229
3	Adam Scott	4,122
4	Zach Johnson	3,843
5	Matt Kuchar	3,330
6	Steve Stricker	3,180
7	Graham DeLaet	3,011
8	Phil Mickelson	2,939
9	Justin Rose	2,842
10	Brandt Snedeker	2,726

## TOUR Championship by Coca-Cola Top 10

Rank	Player	Score
1	Henrik Stenson	267 (-13)
T2	Jordan Spieth	270 (-10)
T2	Steve Stricker	270 (-10)
4	Webb Simpson	271 (-9)
5	Dustin Johnson	272 (-8)
6	Justin Rose	273 (-7)
T7	Billy Horschel	274 (-6)
T7	Zach Johnson	274 (-6)
T9	Roberto Castro	275 (-5)
T9	Jason Dufner	275 (-5)
T9	Sergio Garcia	275 (-5)

## Final Standings

Rank	Player	FedExCup Points
1	Henrik Stenson	4,750
2	Tiger Woods	2,743
3	Steve Stricker	2,650
4	Adam Scott	2,278
5	Zach Johnson	2,238
6	Matt Kuchar	1,823
7	Jordan Spieth	1,690
8	Graham DeLaet	1,415
9	Phil Mickelson	1,313
10	Justin Rose	1,300

# FedExCup Summary 2012

<b>Tournament:</b>	The Barclays
<b>Dates:</b>	August 23-26, 2012
<b>Field Size:</b>	125 (123)
<b>Cut:</b>	75 players at 1-over 143
<b>Winner:</b>	Nick Watney
<b>Purse:</b>	\$8,000,000
<b>Course:</b>	Bethpage State Park (Black), Farmingdale, New York
<b>Par / Yards:</b>	36 / 35 - 71/7,468

## Top 10 FedExCup standings (entering tournament)

Rank	Player	FedExCup Points
1	Tiger Woods	2,269
2	Jason Dufner	2,110
3	Rory McIlroy	2,092
4	Zach Johnson	2,019
5	Bubba Watson	1,777
6	Hunter Mahan	1,739
7	Carl Pettersson	1,691
8	Keegan Bradley	1,670
9	Matt Kuchar	1,600
10	Steve Stricker	1,456

## The Barclays Top 10

Rank	Player	Score
1	Nick Watney	274 (-10)
2	Brandt Snedeker	277 (-7)
T3	Sergio Garcia	278 (-6)
T3	Dustin Johnson	278 (-6)
T5	Graham Delaet	279 (-5)
T5	Brian Harman	279 (-5)
T5	Louis Oosthuizen	279 (-5)
T5	Lee Westwood	279 (-5)
9	Greg Chalmers	280 (-4)
T10	Bud Cauley	281 (-3)
T10	Tim Clark	281 (-3)
T10	Luke Donald	281 (-3)
T10	Bob Estes	281 (-3)
T10	Tom Gillis	281 (-3)
T10	David Hearn	281 (-3)
T10	William McGirt	281 (-3)
T10	Kevin Stadler	281 (-3)
T10	Bubba Watson	281 (-3)

<b>Tournament:</b>	Deutsche Bank Championship
<b>Dates:</b>	August 31-September 3, 2012
<b>Field Size:</b>	100 (98)
<b>Cut:</b>	78 players at 2-over 144
<b>Winner:</b>	Rory McIlroy
<b>Purse:</b>	\$8,000,000
<b>Course:</b>	TPC Boston, Norton, Massachusetts
<b>Par / Yards:</b>	36 / 35 - 71/7,216

## Top 10 FedExCup standings (entering tournament)

Rank	Player	FedExCup Points
1	Nick Watney	3,226
2	Brandt Snedeker	2,694
3	Tiger Woods	2,417
4	Rory McIlroy	2,299
5	Zach Johnson	2,166
6	Jason Dufner	2,110
7	Bubba Watson	2,080
8	Dustin Johnson	1,972
9	Carl Pettersson	1,898
10	Sergio Garcia	1,810

## Deutsche Bank Championship Top 10

Rank	Player	Score
1	Rory McIlroy	264 (-20)
2	Louis Oosthuizen	265 (-19)
3	Tiger Woods	266 (-18)
T4	Dustin Johnson	270 (-14)
T4	Phil Mickelson	270 (-14)
6	Brandt Snedeker	271 (-13)
T7	Jeff Overton	272 (-12)
T7	Adam Scott	272 (-12)
9	Bryce Molder	273 (-11)
T10	Ryan Moore	274 (-10)
T10	Kevin Stadler	274 (-10)

<b>Tournament:</b>	BMW Championship
<b>Dates:</b>	September 6-9, 2012
<b>Field Size:</b>	70 (70)
<b>Cut:</b>	No Cut
<b>Winner:</b>	Rory McIlroy
<b>Purse:</b>	\$8,000,000
<b>Course:</b>	Crooked Stick GC, Carmel, Indiana
<b>Par / Yards:</b>	36 / 36 - 72/7,497

## Top 10 FedExCup standings (entering tournament)

Rank	Player	FedExCup Points
1	Rory McIlroy	4,799
2	Nick Watney	3,468
3	Tiger Woods	3,417
4	Brandt Snedeker	3,194
5	Louis Oosthuizen	2,909
6	Dustin Johnson	2,622
7	Jason Dufner	2,373
8	Zach Johnson	2,279
9	Phil Mickelson	2,170
10	Bubba Watson	2,080

## BMW Championship Top 10

Rank	Player	Score
1	Rory McIlroy	268 (-20)
T2	Phil Mickelson	270 (-18)
T2	Lee Westwood	270 (-18)
T4	Robert Garrigus	271 (-17)
T4	Tiger Woods	271 (-17)
T6	Dustin Johnson	272 (-16)
T6	Adam Scott	272 (-16)
8	Vijay Singh	273 (-15)
9	Jim Furyk	274 (-14)
T10	Ryan Moore	275 (-13)
T10	Bo Van Pelt	275 (-13)

<b>Tournament:</b>	TOUR Championship by Coca-Cola
<b>Dates:</b>	September 20-23, 2012
<b>Field Size:</b>	30 (30)
<b>Cut:</b>	No Cut
<b>Winner:</b>	Brandt Snedeker
<b>Purse:</b>	\$8,000,000
<b>Course:</b>	East Lake GC, Atlanta, Georgia
<b>Par / Yards:</b>	35 / 35 - 70/7,319

## Top 10 FedExCup standings (entering tournament)

Rank	Player	FedExCup Points
1	Rory McIlroy	7,299
2	Tiger Woods	4,067
3	Nick Watney	3,586
4	Phil Mickelson	3,420
5	Brandt Snedeker	3,357
6	Louis Oosthuizen	3,167
7	Dustin Johnson	3,097
8	Lee Westwood	2,726
9	Zach Johnson	2,576
10	Jason Dufner	2,575

## TOUR Championship by Coca-Cola Top 10

Rank	Player	Score
1	Brandt Snedeker	270 (-10)
2	Justin Rose	273 (-7)
T3	Luke Donald	274 (-6)
T3	Ryan Moore	274 (-6)
T5	Webb Simpson	275 (-5)
T5	Bubba Watson	275 (-5)
7	Jim Furyk	277 (-3)
T8	Hunter Mahan	278 (-2)
T8	Tiger Woods	278 (-2)
T10	Robert Garrigus	279 (-1)
T10	Dustin Johnson	279 (-1)
T10	Matt Kuchar	279 (-1)
T10	Rory McIlroy	279 (-1)
T10	Bo Van Pelt	279 (-1)

## Final Standings

Rank	Player	FedExCup Points
1	Brandt Snedeker	4,100
2	Rory McIlroy	2,827
3	Tiger Woods	2,663
4	Nick Watney	2,215
5	Phil Mickelson	2,073
6	Justin Rose	1,770
7	Louis Oosthuizen	1,635
8	Dustin Johnson	1,527
9	Luke Donald	1,275
10	Lee Westwood	1,205

# FedExCup Summary 2011

<b>Tournament:</b>	The Barclays
<b>Dates:</b>	August 25-28, 2011
<b>Field Size:</b>	125 (123)
<b>Cut:</b>	72 players at 4-under 138
<b>Winner:</b>	Dustin Johnson
<b>Purse:</b>	\$8,000,000
<b>Course:</b>	Plainfield CC, Edison, New Jersey
<b>Par / Yards:</b>	35 / 36 - 71/6,964

## Top 10 FedExCup standings (entering tournament)

Rank	Player	FedExCup Points
1	Nick Watney	1,906
2	Steve Stricker	1,865
3	Webb Simpson	1,861
4	Luke Donald	1,856
5	Keegan Bradley	1,621
6	Phil Mickelson	1,601
7	K.J. Choi	1,601
8	Bubba Watson	1,577
9	David Toms	1,538
10	Gary Woodland	1,466

## The Barclays Top 10

Rank	Player	Score
1	Dustin Johnson	194 (-19)
2	Matt Kuchar	196 (-17)
T3	Vijay Singh	197 (-16)
T3	Brandt Snedeker	197 (-16)
5	Jonathan Byrd	198 (-15)
T6	Brian Davis	199 (-14)
T6	Justin Rose	199 (-14)
T6	Camilo Villegas	199 (-14)
T6	Y.E. Yang	199 (-14)
T10	Charley Hoffman	200 (-13)
T10	Webb Simpson	200 (-13)
T10	Nick Watney	200 (-13)

<b>Tournament:</b>	Deutsche Bank Championship
<b>Dates:</b>	September 2-5, 2011
<b>Field Size:</b>	100 (99)
<b>Cut:</b>	78 players at 1-over 143
<b>Winner:</b>	Webb Simpson
<b>Purse:</b>	\$8,000,000
<b>Course:</b>	TPC Boston, Norton, Massachusetts
<b>Par / Yards:</b>	36 / 35 - 71/7,214

## Top 10 FedExCup standings (entering tournament)

Rank	Player	FedExCup Points
1	Dustin Johnson	3,691
2	Matt Kuchar	2,907
3	Nick Watney	2,256
4	Webb Simpson	2,211
5	Luke Donald	2,108
6	Brandt Snedeker	2,102
7	Steve Stricker	2,083
8	Vijay Singh	1,778
9	K.J. Choi	1,771
10	Gary Woodland	1,748

## Deutsche Bank Championship Top 10

Rank	Player	Score
1	Webb Simpson	269 (-15)
2	Chez Reavie	269 (-15)
T3	Jason Day	271 (-13)
T3	Luke Donald	271 (-13)
T3	Brandt Snedeker	271 (-13)
6	Jim Furyk	272 (-12)
7	Bo Van Pelt	273 (-11)
T8	Hunter Mahan	274 (-10)
T8	Adam Scott	274 (-10)
T10	Blake Adams	275 (-9)
T10	Jerry Kelly	275 (-9)
T10	Phil Mickelson	275 (-9)
T10	Ryan Moore	275 (-9)
T10	Kyle Stanley	275 (-9)
T10	Brendan Steele	275 (-9)

<b>Tournament:</b>	BMW Championship
<b>Dates:</b>	September 15-18, 2011
<b>Field Size:</b>	70 (70)
<b>Cut:</b>	No Cut
<b>Winner:</b>	Justin Rose
<b>Purse:</b>	\$8,000,000
<b>Course:</b>	Cog Hill G&CC, Lemont, Illinois
<b>Par / Yards:</b>	35 / 36 - 71/7,616

## Top 10 FedExCup standings (entering tournament)

Rank	Player	FedExCup Points
1	Webb Simpson	4,711
2	Dustin Johnson	3,814
3	Matt Kuchar	3,124
4	Luke Donald	2,875
5	Brandt Snedeker	2,869
6	Jason Day	2,357
7	Nick Watney	2,291
8	Steve Stricker	2,205
9	Chez Reavie	2,088
10	Phil Mickelson	2,040

## BMW Championship Top 10

Rank	Player	Score
1	Justin Rose	271 (-13)
2	John Senden	273 (-11)
3	Geoff Ogilvy	274 (-10)
4	Luke Donald	276 (-8)
5	Webb Simpson	277 (-7)
T6	Jason Dufner	278 (-6)
T6	Camilo Villegas	278 (-6)
8	Chez Reavie	279 (-5)
9	Brandt Jobe	280 (-4)
T10	K.J. Choi	281 (-3)
T10	David Toms	281 (-3)

<b>Tournament:</b>	TOUR Championship by Coca-Cola
<b>Dates:</b>	September 22-25, 2011
<b>Field Size:</b>	30 (30)
<b>Cut:</b>	No Cut
<b>Winner:</b>	Bill Haas
<b>Purse:</b>	\$8,000,000
<b>Course:</b>	East Lake GC, Atlanta, Georgia
<b>Par / Yards:</b>	35 / 35 - 70/7,319

## Top 10 FedExCup standings (entering tournament)

Rank	Player	FedExCup Points
1	Webb Simpson	5,261
2	Dustin Johnson	3,841
3	Justin Rose	3,748
4	Luke Donald	3,625
5	Matt Kuchar	3,349
6	Brandt Snedeker	3,094
7	Nick Watney	2,516
8	Chez Reavie	2,513
9	John Senden	2,474
10	Jason Day	2,459

## TOUR Championship by Coca-Cola Top 10

Rank	Player	Score
1	Bill Haas	272 (-8)
2	Hunter Mahan	272 (-8)
T3	Aaron Baddeley	273 (-7)
T3	K.J. Choi	273 (-7)
T3	Luke Donald	273 (-7)
T6	Jason Day	274 (-6)
T6	Charles Howell III	274 (-6)
T6	Adam Scott	274 (-6)
9	Bo Van Pelt	275 (-5)
10	Phil Mickelson	276 (-4)

## Final Standings

Rank	Player	FedExCup Points
1	Bill Haas	2,760
2	Webb Simpson	2,745
3	Luke Donald	2,567
4	Dustin Johnson	2,488
5	Justin Rose	2,253
6	Matt Kuchar	1,853
7	Hunter Mahan	1,800
8	Brandt Snedeker	1,668
9	Nick Watney	1,420
10	Chez Reavie	1,220

# FedExCup Summary 2010

<b>Tournament:</b>	The Barclays
<b>Dates:</b>	August 26-29, 2010
<b>Field Size:</b>	125 (121)
<b>Cut:</b>	72 players at even-par 142
<b>Winner:</b>	Matt Kuchar
<b>Purse:</b>	\$7,500,000
<b>Course:</b>	Ridgewood CC, Paramus, New Jersey
<b>Par / Yards:</b>	35 / 36 - 71/7,319

## Top 10 FedExCup standings (entering tournament)

Rank	Player	FedExCup Points
1	Ernie Els	1,846
2	Steve Stricker	1,697
3	Jim Furyk	1,691
4	Phil Mickelson	1,629
5	Justin Rose	1,593
6	Jeff Overton	1,536
7	Hunter Mahan	1,528
8	Bubba Watson	1,498
9	Matt Kuchar	1,437
10	Tim Clark	1,409

## The Barclays Top 10

Rank	Player	Score
1	Matt Kuchar	272 (-12)
2	Martin Laird	272 (-12)
T3	Kevin Streelman	274 (-10)
T3	Steve Stricker	274 (-10)
T5	Jason Day	275 (-9)
T5	Ryan Palmer	275 (-9)
T5	Rory Sabbatini	275 (-9)
T5	Vaughn Taylor	275 (-9)
T9	Dustin Johnson	276 (-8)
T9	Adam Scott	276 (-8)
T9	Heath Slocum	276 (-8)

<b>Tournament:</b>	Deutsche Bank Championship
<b>Dates:</b>	September 3-6, 2010
<b>Field Size:</b>	100 (99)
<b>Cut:</b>	72 players at 1-under 141
<b>Winner:</b>	Charley Hoffman
<b>Purse:</b>	\$7,500,000
<b>Course:</b>	TPC Boston, Norton, Massachusetts
<b>Par / Yards:</b>	36 / 35 - 71/7,214

## Top 10 FedExCup standings (entering tournament)

Rank	Player	FedExCup Points
1	Matt Kuchar	3,937
2	Steve Stricker	2,572
3	Martin Laird	1,977
4	Justin Rose	1,860
5	Ernie Els	1,851
6	Dustin Johnson	1,737
7	Hunter Mahan	1,718
8	Jim Furyk	1,691
9	Bubba Watson	1,688
10	Phil Mickelson	1,629

## Deutsche Bank Championship Top 10

Rank	Player	Score
1	Charley Hoffman	262 (-22)
T2	Jason Day	267 (-17)
T2	Luke Donald	267 (-17)
T2	Geoff Ogilvy	267 (-17)
T5	Tom Gillis	268 (-16)
T5	Adam Scott	268 (-16)
T5	Brandt Snedeker	268 (-16)
8	John Senden	270 (-14)
9	Steve Stricker	271 (-13)
10	D.J. Trahan	272 (-12)

<b>Tournament:</b>	BMW Championship
<b>Dates:</b>	September 9-12, 2010
<b>Field Size:</b>	70 (70)
<b>Cut:</b>	No Cut
<b>Winner:</b>	Dustin Johnson
<b>Purse:</b>	\$7,500,000
<b>Course:</b>	Cog Hill G&CC, Lemont, Illinois
<b>Par / Yards:</b>	35 / 36 - 71/7,616

## Top 10 FedExCup standings (entering tournament)

Rank	Player	FedExCup Points
1	Matt Kuchar	4,235
2	Charley Hoffman	3,259
3	Steve Stricker	2,972
4	Jason Day	2,553
5	Luke Donald	2,439
6	Martin Laird	2,197
7	Ernie Els	2,051
8	Hunter Mahan	1,900
9	Geoff Ogilvy	1,898
10	Justin Rose	1,860

## BMW Championship Top 10

Rank	Player	Score
1	Dustin Johnson	275 (-9)
2	Paul Casey	276 (-8)
T3	K.J. Choi	278 (-6)
T3	Matt Kuchar	278 (-6)
T3	Ryan Moore	278 (-6)
T3	Kevin Na	278 (-6)
7	Retief Goosen	279 (-5)
T8	Phil Mickelson	280 (-4)
T8	Steve Stricker	280 (-4)
T8	Charlie Wi	280 (-4)

<b>Tournament:</b>	THE TOUR Championship presented by Coca-Cola
<b>Dates:</b>	September 23-26, 2010
<b>Field Size:</b>	30 (30)
<b>Cut:</b>	No Cut
<b>Winner:</b>	Jim Furyk
<b>Purse:</b>	\$7,500,000
<b>Course:</b>	East Lake GC, Atlanta, Georgia
<b>Par / Yards:</b>	35 / 35 - 70/7,319

## Top 10 FedExCup standings (entering tournament)

Rank	Player	FedExCup Points
1	Matt Kuchar	4,935
2	Dustin Johnson	4,299
3	Charley Hoffman	3,449
4	Steve Stricker	3,372
5	Paul Casey	3,015
6	Jason Day	2,633
7	Luke Donald	2,597
8	Ernie Els	2,343
9	Martin Laird	2,294
10	Phil Mickelson	2,249

## THE TOUR Championship presented by Coca-Cola Top 10

Rank	Player	Score
1	Jim Furyk	272 (-8)
2	Luke Donald	273 (-7)
3	Retief Goosen	274 (-6)
T4	Paul Casey	275 (-5)
T4	Nick Watney	275 (-5)
6	Charley Hoffman	277 (-3)
T7	K.J. Choi	278 (-2)
T7	Ernie Els	278 (-2)
T9	Zach Johnson	279 (-1)
T9	Ryan Moore	279 (-1)
T9	Kevin Streelman	279 (-1)
T9	Camilo Villegas	279 (-1)

## Final Standings

Rank	Player	FedExCup Points
1	Jim Furyk	2,980
2	Matt Kuchar	2,728
3	Luke Donald	2,700
4	Charley Hoffman	2,500
5	Dustin Johnson	2,493
6	Paul Casey	2,250
7	Steve Stricker	2,028
8	Jason Day	1,660
9	Ernie Els	1,438
10	Retief Goosen	1,360

# FedExCup Summary 2009

<b>Tournament:</b>	The Barclays
<b>Dates:</b>	August 27-30, 2009
<b>Field Size:</b>	125 (124)
<b>Cut:</b>	77 players at 5-over 147
<b>Winner:</b>	Heath Slocum
<b>Purse:</b>	\$7,500,000
<b>Course:</b>	Liberty National GC, Jersey City, New Jersey
<b>Par / Yards:</b>	36 / 35 - 71/7,419

## Top 10 FedExCup standings (entering tournament)

Rank	Player	FedExCup Points
1	Tiger Woods	3,431
2	Steve Stricker	2,155
3	Zach Johnson	2,019
4	Kenny Perry	1,993
5	Lucas Glover	1,742
6	Phil Mickelson	1,630
7	Y.E. Yang	1,621
8	Geoff Ogilvy	1,603
9	Brian Gay	1,540
10	Sean O'Hair	1,474

## The Barclays Top 10

Rank	Player	Score
1	Heath Slocum	275 (-9)
T2	Ernie Els	276 (-8)
T2	Padraig Harrington	276 (-8)
T2	Steve Stricker	276 (-8)
T2	Tiger Woods	276 (-8)
T6	Freddie Jacobson	277 (-7)
T6	Nick Watney	277 (-7)
8	Webb Simpson	278 (-6)
T9	Paul Goydos	279 (-5)
T9	Ian Poulter	279 (-5)
T9	Scott Verplank	279 (-5)

<b>Tournament:</b>	Deutsche Bank Championship
<b>Dates:</b>	September 4-7, 2009
<b>Field Size:</b>	100 (99)
<b>Cut:</b>	73 players at 1-under 141
<b>Winner:</b>	Steve Stricker
<b>Purse:</b>	\$7,500,000
<b>Course:</b>	TPC Boston, Norton, Massachusetts
<b>Par / Yards:</b>	36 / 35 - 71/7,202

## Top 10 FedExCup standings (entering tournament)

Rank	Player	FedExCup Points
1	Tiger Woods	4,381
2	Steve Stricker	3,105
3	Heath Slocum	2,855
4	Zach Johnson	2,229
5	Kenny Perry	2,075
6	Y.E. Yang	1,869
7	Nick Watney	1,863
8	Brian Gay	1,844
9	Lucas Glover	1,742
10	Phil Mickelson	1,712

## Deutsche Bank Championship Top 10

Rank	Player	Score
1	Steve Stricker	267 (-17)
T2	Jason Dufner	268 (-16)
T2	Scott Verplank	268 (-16)
T4	Ángel Cabrera	269 (-15)
T4	Padraig Harrington	269 (-15)
T4	Dustin Johnson	269 (-15)
7	Geoff Ogilvy	270 (-14)
T8	Jim Furyk	271 (-13)
T8	Retief Goosen	271 (-13)
T8	Sean O'Hair	271 (-13)

<b>Tournament:</b>	BMW Championship
<b>Dates:</b>	September 10-13, 2009
<b>Field Size:</b>	70 (69)
<b>Cut:</b>	No Cut
<b>Winner:</b>	Tiger Woods
<b>Purse:</b>	\$7,500,000
<b>Course:</b>	Cog Hill G&CC, Lemont, Illinois
<b>Par / Yards:</b>	35 / 36 - 71/7,616

## Top 10 FedExCup standings (entering tournament)

Rank	Player	FedExCup Points
1	Steve Stricker	5,605
2	Tiger Woods	4,696
3	Heath Slocum	2,855
4	Zach Johnson	2,481
5	Scott Verplank	2,266
6	Kenny Perry	2,195
7	Padraig Harrington	2,158
8	Geoff Ogilvy	2,053
9	Jason Dufner	2,037
10	Dustin Johnson	2,025

## BMW Championship Top 10

Rank	Player	Score
1	Tiger Woods	265 (-19)
T2	Jim Furyk	273 (-11)
T2	Marc Leishman	273 (-11)
4	Sean O'Hair	274 (-10)
5	Zach Johnson	276 (-8)
T6	Sergio Garcia	278 (-6)
T6	Padraig Harrington	278 (-6)
T8	Kevin Na	279 (-5)
T8	Camilo Villegas	279 (-5)
T10	Luke Donald	280 (-4)
T10	Bill Haas	280 (-4)
T10	Matt Kuchar	280 (-4)
T10	Brandt Snedeker	280 (-4)
T10	Mark Wilson	280 (-4)

<b>Tournament:</b>	THE TOUR Championship presented by Coca-Cola
<b>Dates:</b>	September 24-27, 2009
<b>Field Size:</b>	30 (30)
<b>Cut:</b>	No Cut
<b>Winner:</b>	Phil Mickelson
<b>Purse:</b>	\$7,500,000
<b>Course:</b>	East Lake GC, Atlanta, Georgia
<b>Par / Yards:</b>	35 / 35 - 70/7,304

## Top 10 FedExCup standings (entering tournament)

Rank	Player	FedExCup Points
1	Tiger Woods	7,196
2	Steve Stricker	5,692
3	Jim Furyk	3,108
4	Zach Johnson	3,031
5	Heath Slocum	3,005
6	Padraig Harrington	2,633
7	Sean O'Hair	2,624
8	Scott Verplank	2,416
9	Kenny Perry	2,318
10	Jason Dufner	2,224

## THE TOUR Championship presented by Coca-Cola Top 10

Rank	Player	Score
1	Phil Mickelson	271 (-9)
2	Tiger Woods	274 (-6)
3	Sean O'Hair	275 (-5)
T4	Padraig Harrington	276 (-4)
T4	Kenny Perry	276 (-4)
6	Steve Stricker	277 (-3)
T7	Jim Furyk	278 (-2)
T7	Steve Marino	278 (-2)
9	Ernie Els	279 (-1)
T10	Lucas Glover	280 (E)
T10	Jerry Kelly	280 (E)
T10	John Senden	280 (E)

## Final Standings

Rank	Player	FedExCup Points
1	Tiger Woods	4,000
2	Phil Mickelson	2,920
3	Steve Stricker	2,750
4	Jim Furyk	2,438
5	Sean O'Hair	2,200
6	Zach Johnson	2,073
7	Padraig Harrington	2,050
8	Heath Slocum	1,855
9	Kenny Perry	1,450
10	Scott Verplank	1,245

# FedExCup Summary 2008

<b>Tournament:</b>	The Barclays
<b>Dates:</b>	August 21-24, 2008
<b>Field Size:</b>	144 (135)
<b>Cut:</b>	72 players at 1-over 143
<b>Winner:</b>	Vijay Singh
<b>Purse:</b>	\$7,000,000
<b>Course:</b>	Ridgewood CC, Paramus, New Jersey
<b>Par / Yards:</b>	35 / 36 - 71/7,319

## Top 10 FedExCup standings (entering tournament)

Rank	Player	FedExCup Points
1	Tiger Woods	100,000
2	Kenny Perry	99,500
3	Phil Mickelson	99,250
4	Padraig Harrington	99,000
5	Anthony Kim	98,750
6	Stewart Cink	98,625
7	Vijay Singh	98,500
8	Justin Leonard	98,375
9	Ryuji Imada	98,250
10	Geoff Ogilvy	98,125

## The Barclays Top 10

Rank	Player	Score
1	Vijay Singh	276 (-8)
T2	Sergio Garcia	276 (-8)
T2	Kevin Sutherland	276 (-8)
T4	Ben Curtis	277 (-7)
T4	Mathew Goggin	277 (-7)
T4	Kevin Streelman	277 (-7)
T7	Paul Casey	278 (-6)
T7	Martin Laird	278 (-6)
T7	Justin Leonard	278 (-6)
T7	Nicholas Thompson	278 (-6)
T7	Mike Weir	278 (-6)

<b>Tournament:</b>	Deutsche Bank Championship
<b>Dates:</b>	August 29-September 1, 2008
<b>Field Size:</b>	120 (115)
<b>Cut:</b>	86 players at 3-under 139
<b>Winner:</b>	Vijay Singh
<b>Purse:</b>	\$7,000,000
<b>Course:</b>	TPC Boston, Norton, Massachusetts
<b>Par / Yards:</b>	36 / 35 - 71/7,207

## Top 10 FedExCup standings (entering tournament)

Rank	Player	FedExCup Points
1	Vijay Singh	109,500
2	Sergio Garcia	104,375
3	Kevin Sutherland	101,950
4	Phil Mickelson	101,856
5	Justin Leonard	101,830
6	Anthony Kim	101,671
7	Kenny Perry	101,624
8	Ben Curtis	100,917
9	Stewart Cink	100,815
10	Jim Furyk	100,671

## Deutsche Bank Championship Top 10

Rank	Player	Score
1	Vijay Singh	262 (-22)
2	Mike Weir	267 (-17)
T3	Ernie Els	270 (-14)
T3	Camilo Villegas	270 (-14)
T5	Sergio Garcia	271 (-13)
T5	Tim Herron	271 (-13)
T7	Chad Campbell	272 (-12)
T7	Jim Furyk	272 (-12)
T7	Justin Leonard	272 (-12)
T10	Ben Crane	273 (-11)
T10	Ken Duke	273 (-11)
T10	Steve Marino	273 (-11)

<b>Tournament:</b>	BMW Championship
<b>Dates:</b>	September 4-7, 2008
<b>Field Size:</b>	70 (69)
<b>Cut:</b>	No Cut
<b>Winner:</b>	Camilo Villegas
<b>Purse:</b>	\$7,000,000
<b>Course:</b>	Bellerive CC, St. Louis, Missouri
<b>Par / Yards:</b>	35 / 35 - 70/7,324

## Top 10 FedExCup standings (entering tournament)

Rank	Player	FedExCup Points
1	Vijay Singh	120,500
2	Sergio Garcia	108,275
3	Mike Weir	106,965
4	Justin Leonard	105,388
5	Jim Furyk	104,230
6	Kevin Sutherland	104,065
7	Anthony Kim	104,019
8	Phil Mickelson	103,951
9	Kenny Perry	103,714
10	Ben Curtis	103,264

## BMW Championship Top 10

Rank	Player	Score
1	Camilo Villegas	265 (-15)
2	Dudley Hart	267 (-13)
T3	Jim Furyk	268 (-12)
T3	Anthony Kim	268 (-12)
T5	Stephen Ames	269 (-11)
T5	K.J. Choi	269 (-11)
T5	D.J. Trahan	269 (-11)
T8	Tim Clark	270 (-10)
T8	Hunter Mahan	270 (-10)
T10	Aaron Baddeley	271 (-9)
T10	Freddie Jacobson	271 (-9)
T10	Steve Stricker	271 (-9)

<b>Tournament:</b>	THE TOUR Championship presented by Coca-Cola
<b>Dates:</b>	September 25-28, 2008
<b>Field Size:</b>	30 (30)
<b>Cut:</b>	No Cut
<b>Winner:</b>	Camilo Villegas
<b>Purse:</b>	\$7,000,000
<b>Course:</b>	East Lake GC, Atlanta, Georgia
<b>Par / Yards:</b>	35 / 35 - 70/7,304

## Top 10 FedExCup standings (entering tournament)

Rank	Player	FedExCup Points
1	Vijay Singh	122,651
2	Camilo Villegas	112,050
3	Sergio Garcia	110,900
4	Jim Furyk	109,130
5	Mike Weir	109,068
6	Anthony Kim	108,919
7	Justin Leonard	108,138
8	K.J. Choi	106,846
9	Phil Mickelson	106,701
10	Ben Curtis	106,202

## THE TOUR Championship presented by Coca-Cola Top 10

Rank	Player	Score
1	Camilo Villegas	273 (-7)
2	Sergio Garcia	273 (-7)
T3	Anthony Kim	274 (-6)
T3	Phil Mickelson	274 (-6)
5	Ben Curtis	278 (-2)
T6	Ernie Els	280 (E)
T6	Jim Furyk	280 (E)
T6	Mike Weir	280 (E)
9	K.J. Choi	281 (+1)
T10	Stuart Appleby	282 (+2)
T10	Dudley Hart	282 (+2)
T10	Trevor Immelman	282 (+2)
T10	Justin Leonard	282 (+2)
T10	Billy Mayfair	282 (+2)

## Final Standings

Rank	Player	FedExCup Points
1	Vijay Singh	125,101
2	Camilo Villegas	124,550
3	Sergio Garcia	119,400
4	Anthony Kim	114,419
5	Jim Furyk	113,180
6	Mike Weir	113,118
7	Phil Mickelson	112,201
8	Justin Leonard	111,638
9	Ben Curtis	110,702
10	K.J. Choi	110,646

# FedExCup Summary 2007

<b>Tournament:</b>	The Barclays
<b>Dates:</b>	August 23-26, 2007
<b>Field Size:</b>	144 (138)
<b>Cut:</b>	75 players at even-par 142
<b>Winner:</b>	Steve Stricker
<b>Purse:</b>	\$7,000,000
<b>Course:</b>	Westchester CC, Harrison, New York
<b>Par / Yards:</b>	36 / 35 - 71/6,839

## Top 10 FedExCup standings (entering tournament)

Rank	Player	FedExCup Points
1	Tiger Woods	100,000
2	Vijay Singh	99,000
3	Jim Furyk	98,500
4	Phil Mickelson	98,000
5	K.J. Choi	97,500
6	Rory Sabbatini	97,250
7	Zach Johnson	97,000
8	Charles Howell III	96,750
9	Brandt Snedeker	96,500
10	Adam Scott	96,250

## The Barclays Top 10

Rank	Player	Score
1	Steve Stricker	268 (-16)
2	K.J. Choi	270 (-14)
3	Rory Sabbatini	271 (-13)
T4	Mark Calcavecchia	272 (-12)
T4	Ernie Els	272 (-12)
T4	Geoff Ogilvy	272 (-12)
T7	Rich Beem	273 (-11)
T7	Phil Mickelson	273 (-11)
T9	Robert Garrigus	274 (-10)
T9	Jerry Kelly	274 (-10)
T9	Ian Poulter	274 (-10)

<b>Tournament:</b>	Deutsche Bank Championship
<b>Dates:</b>	August 31-September 3, 2007
<b>Field Size:</b>	120 (115)
<b>Cut:</b>	75 players at 1-over 143
<b>Winner:</b>	Phil Mickelson
<b>Purse:</b>	\$7,000,000
<b>Course:</b>	TPC Boston, Norton, Massachusetts
<b>Par / Yards:</b>	36 / 35 - 71/7,207

## Top 10 FedExCup standings (entering tournament)

Rank	Player	FedExCup Points
1	Steve Stricker	104,950
2	K.J. Choi	102,900
3	Rory Sabbatini	100,650
4	Tiger Woods	100,000
5	Phil Mickelson	99,613
6	Vijay Singh	99,000
7	Jim Furyk	98,850
8	Zach Johnson	97,350
9	Adam Scott	97,150
10	Ernie Els	96,967

## Deutsche Bank Championship Top 10

Rank	Player	Score
1	Phil Mickelson	268 (-16)
T2	Arron Oberholser	270 (-14)
T2	Brett Wetterich	270 (-14)
T2	Tiger Woods	270 (-14)
5	Aaron Baddeley	273 (-11)
T6	Geoff Ogilvy	274 (-10)
T6	Rory Sabbatini	274 (-10)
8	Robert Allenby	275 (-9)
T9	Freddie Jacobson	276 (-8)
T9	Troy Matteson	276 (-8)
T9	Sean O'Hair	276 (-8)
T9	Steve Stricker	276 (-8)
T9	Camilo Villegas	276 (-8)

<b>Tournament:</b>	BMW Championship
<b>Dates:</b>	September 6-9, 2007
<b>Field Size:</b>	70 (66)
<b>Cut:</b>	No Cut
<b>Winner:</b>	Tiger Woods
<b>Purse:</b>	\$7,000,000
<b>Course:</b>	Cog Hill G&CC, Lemont, Illinois
<b>Par / Yards:</b>	35 / 36 - 71/7,326

## Top 10 FedExCup standings (entering tournament)

Rank	Player	FedExCup Points
1	Phil Mickelson	108,613
2	Steve Stricker	106,200
3	Tiger Woods	103,733
4	K.J. Choi	102,900
5	Rory Sabbatini	102,388
6	Vijay Singh	99,108
7	Jim Furyk	98,963
8	Geoff Ogilvy	97,954
9	Adam Scott	97,827
10	Zach Johnson	97,623

## BMW Championship Top 10

Rank	Player	Score
1	Tiger Woods	262 (-22)
2	Aaron Baddeley	264 (-20)
3	Steve Stricker	266 (-18)
4	Adam Scott	270 (-14)
T5	Tim Clark	271 (-13)
T5	Justin Rose	271 (-13)
T7	Stewart Cink	272 (-12)
T7	Camilo Villegas	272 (-12)
9	Sergio Garcia	274 (-10)
T10	Jonathan Byrd	275 (-9)
T10	Carl Pettersson	275 (-9)
T10	Ian Poulter	275 (-9)
T10	Rory Sabbatini	275 (-9)

<b>Tournament:</b>	THE TOUR Championship presented by Coca-Cola
<b>Dates:</b>	September 13-16, 2007
<b>Field Size:</b>	30 (30)
<b>Cut:</b>	No Cut
<b>Winner:</b>	Tiger Woods
<b>Purse:</b>	\$7,000,000
<b>Course:</b>	East Lake GC, Atlanta, Georgia
<b>Par / Yards:</b>	35 / 35 - 70/7,154

## Top 10 FedExCup standings (entering tournament)

Rank	Player	FedExCup Points
1	Tiger Woods	112,733
2	Steve Stricker	109,600
3	Phil Mickelson	108,613
4	Rory Sabbatini	103,588
5	K.J. Choi	103,100
6	Aaron Baddeley	102,800
7	Adam Scott	100,227
8	Jim Furyk	99,838
9	Vijay Singh	99,214
10	Sergio Garcia	98,277

## THE TOUR Championship presented by Coca-Cola Top 10

Rank	Player	Score
1	Tiger Woods	257 (-23)
T2	Mark Calcavecchia	265 (-15)
T2	Zach Johnson	265 (-15)
4	Sergio Garcia	266 (-14)
T5	Hunter Mahan	269 (-11)
T5	Scott Verplank	269 (-11)
T7	Tim Clark	270 (-10)
T7	Vijay Singh	270 (-10)
T9	Rory Sabbatini	271 (-9)
T9	Camilo Villegas	271 (-9)

## Final Standings

Rank	Player	FedExCup Points
1	Tiger Woods	123,033
2	Steve Stricker	110,455
3	Phil Mickelson	109,358
4	Rory Sabbatini	105,193
5	K.J. Choi	103,765
6	Aaron Baddeley	103,350
7	Zach Johnson	102,873
8	Mark Calcavecchia	102,069
9	Sergio Garcia	101,077
10	Vijay Singh	101,064

*SECTION 5*

# *ALL-TIME RECORDS*

*THE 2019-20*



*MEDIA GUIDE*

# Scoring

## Round-By-Round Scoring

### Lowest 9-Hole Score

Score	Player	Tournament	Course	Course Par	Front/Back	RTP Score
<b>26</b>	Corey Pavin	2006 U.S. Bank Championship in Milwaukee	Brown Deer Park GC	34	Front Nine	-8
<b>27</b>	Brandt Snedeker	2018 Wyndham Championship	Sedgefield CC	35	Front Nine	-8
	Jim Furyk	2016 Travelers Championship	TPC River Highlands	35	Front Nine	-8
	Ryan Palmer	2015 Humana Challenge in partnership with the Clinton Foundation	PGA West (Nicklaus)	36	Back Nine	-9
	Sergio Garcia	2014 World Golf Championships-Bridgestone Invitational	Firestone CC (South)	35	Back Nine	-8
	Paul Casey	2014 HP Byron Nelson Championship	TPC Four Seasons Resort	35	Back Nine	-8
	Nick Watney	2011 AT&T National	Aronimink GC	35	Back Nine	-8
	Chris Riley	2009 Legends Reno-Tahoe Open	Montreux G&CC	36	Front Nine	-9
	Brandt Snedeker	2007 Buick Invitational	Torrey Pines (North)	36	Back Nine	-9
	Robert Gamez	2004 Bob Hope Chrysler Classic	Indian Wells CC	36	Front Nine	-9
	Billy Mayfair	2001 Buick Open	Warwick Hills G&CC	36	Back Nine	-9
	Andy North	1975 B.C. Open	En-Joie GC	34	Back Nine	-7
	Mike Souchak	1955 Texas Open	Brackenridge Park GC	35	Back Nine	-8

### Lowest 18-Hole Score

Score	Player	Tournament	Round	Front-Back Scores	RTP Score	Total Eagles	Total Birdies	Finish Position
<b>58</b>	Jim Furyk	2016 Travelers Championship	4	27-31	-12	1	10	T5
<b>59</b>	Brandt Snedeker	2018 Wyndham Championship	1	27-32	-11	1	10	1
	Adam Hadwin	2017 CareerBuilder Challenge	3	29-30	-13	0	13	2
	Justin Thomas	2017 Sony Open in Hawaii	1	30-29	-11	2	8	1
	Jim Furyk	2013 BMW Championship	2	31-28	-12	1	11	3
	Stuart Appleby	2010 The Greenbrier Classic	4	28-31	-11	1	9	1
	Paul Goydos	2010 John Deere Classic	1	31-28	-12	0	12	2
	David Duval	1999 Bob Hope Chrysler Classic	5	31-28	-13	1	11	1
	Chip Beck	1991 Las Vegas Invitational	3	30-29	-13	0	13	T3
	Al Geiberger	1977 Danny Thomas Memphis Classic	2	29-30	-13	1	11	1
<b>60</b>	Brandt Snedeker	2019 RBC Canadian Open	2	29-31	-10	1	8	T4
	Phil Mickelson	2019 Desert Classic	1	30-30	-12	1	10	T2
	Scott Stallings	2017 Barbasol Championship	3	29-31	-11	1	10	T3
	Chad Collins	2017 Barbasol Championship	2	30-30	-11	0	11	2
	Kevin Kisner	2017 Sony Open in Hawaii	3	30-30	-10	0	10	T4
	Rod Pampling	2017 Shriners Hospitals for Children Open	1	29-31	-11	2	7	1
	Si Woo Kim	2016 Wyndham Championship	2	31-29	-10	1	8	1
	Jhonattan Vegas	2016 Barbasol Championship	2	32-28	-11	2	8	T4
	Sung Kang	2016 AT&T Pebble Beach Pro-Am	2	29-31	-11	1	9	T17
	J.J. Henry	2014 Shriners Hospitals for Children Open	1	28-32	-11	1	9	T15
	Keegan Bradley	2013 HP Byron Nelson Championship	1	29-31	-10	1	10	2
	Phil Mickelson	2013 Waste Management Phoenix Open	1	31-29	-11	0	11	1
	Tommy Gainey	2012 The McGladrey Classic	4	31-29	-10	1	8	1
	Patrick Cantlay	2011 Travelers Championship	2	30-30	-10	1	8	
	J.B. Holmes	2010 The Greenbrier Classic	3	30-30	-10	0	11	T16
	Carl Pettersson	2010 RBC Canadian Open	3	31-29	-10	2	7	1
	Steve Stricker	2010 John Deere Classic	1	30-30	-11	0	11	1
	Zach Johnson	2009 Valero Texas Open	3	30-30	-10	1	8	1
	Zach Johnson	2007 THE TOUR Championship presented by Coca-Cola	3	31-29	-10	1	8	T2
	Justin Rose	2006 FUNAI Classic at the WALT DISNEY WORLD Resort	1	29-31	-12	0	12	4
	Arron Oberholser	2006 EDS Byron Nelson Championship	2	30-30	-10	0	10	T13
	Pat Perez	2006 Bob Hope Chrysler Classic	1	30-30	-12	0	12	73
	Phil Mickelson	2005 FBR Open	2	29-31	-11	1	9	1
	Bart Bryant	2004 Valero Texas Open	3	29-31	-10	0	10	1
	Robert Gamez	2004 Bob Hope Chrysler Classic	3	27-33	-12	1	10	T50
	Mark Calcavecchia	2001 Phoenix Open	2	29-31	-11	0	11	1
	Tommy Armour III	1999 Las Vegas Invitational	2	30-30	-12	2	9	T10
	Steve Lowery	1997 Buick Challenge	4	29-31	-12	2	8	T3
	Grant Waite	1996 Phoenix Open	4	31-29	-11	2	7	T14
	Davis Love III	1994 United Airlines Hawaiian Open	2	31-29	-12	3	6	2
	David Frost	1990 Northern Telecom Tucson Open	2	29-31	-12	2	9	T8
	Sam Snead	1957 Dallas Open Invitational	2	0-0	-11	0	0	1
	Mike Souchak	1955 Texas Open	1	0-0	-11	0	0	1
	Tommy Bolt	1954 Insurance City Open	2	0-0	-11	0	0	1
	Wally Ulrich	1954 Virginia Beach Open	2	0-0	-9	0	0	9
	Ted Kroll	1954 Texas Open	3	0-0	-11	0	0	T9
	Bill Nary	1952 El Paso Open	3	0-0	-11	0	0	T11
	Al Brosch	1951 Texas Open	3	0-0	-11	0	0	4

### Lowest 36-Hole Score (Opening)

Score	Player	Tournament	Round Scores	RTP Score	Finish Position
<b>123</b>	Justin Thomas	2017 Sony Open in Hawaii	59-64	-17	1
<b>124</b>	Jason Day	2015 BMW Championship	61-63	-18	1
	David Toms	2011 Crowne Plaza Invitational at Colonial	62-62	-16	1
	Pat Perez	2009 The 50th Bob Hope Classic hosted by Arnold Palmer	61-63	-20	1
<b>125</b>	Jhonattan Vegas	2016 Barbasol Championship	65-60	-17	T4
	Phil Mickelson	2013 Waste Management Phoenix Open	60-65	-17	1
	Carl Pettersson	2008 Wyndham Championship	64-61	-15	1
	Corey Pavin	2006 U.S. Bank Championship in Milwaukee	61-64	-15	1
	Tom Lehman	2001 Invensys Classic at Las Vegas	63-62	-19	T2
	Mark Calcavecchia	2001 Phoenix Open	65-60	-17	1
	Tiger Woods	2000 World Golf Championships-NEC Invitational	64-61	-15	1
<b>126</b>	Sung Kang	2019 AT&T Byron Nelson	65-61	-16	1
	Matt Kuchar	2019 Sony Open in Hawaii	63-63	-14	1
	Brandt Snedeker	2018 Wyndham Championship	59-67	-14	1
	Marc Leishman	2017 BMW Championship	62-64	-16	1
	Patrick Reed	2014 Humana Challenge in partnership with the Clinton Foundation	63-63	-18	1
	Russell Henley	2013 Sony Open in Hawaii	63-63	-14	1
	Jeff Overton	2010 The Greenbrier Classic	64-62	-14	2
	Steve Stricker	2010 John Deere Classic	60-66	-16	1
	Justin Rose	2010 Travelers Championship	64-62	-14	T9
	Steve Stricker	2009 Crowne Plaza Invitational at Colonial	63-63	-14	1
	Briny Baird	2009 The 50th Bob Hope Classic hosted by Arnold Palmer	63-63	-18	T42
	Matt Kuchar	2008 Justin Timberlake Shriners Hospitals for Children Open	63-63	-18	2
	Marc Turnesa	2008 Justin Timberlake Shriners Hospitals for Children Open	62-64	-18	1
	Jesper Parnevik	2007 Valero Texas Open	61-65	-14	2
	Scott Verplank	2003 Las Vegas Invitational	64-62	-17	4
	Steve Flesch	2003 Las Vegas Invitational	62-64	-17	T6
	Tommy Armour III	2003 Valero Texas Open	64-62	-14	1
	Joe Durant	2001 Bob Hope Chrysler Classic	65-61	-18	1
	David Frost	1999 FedEx St. Jude Classic	63-63	-16	T15
	Steve Jones	1997 Phoenix Open	62-64	-16	1
	Rick Fehr	1996 Las Vegas Invitational	64-62	-17	T5
	John Cook	1996 FedEx St. Jude Classic	64-62	-16	1
	Paul Azinger	1989 Texas Open	64-62	-14	2
	Tommy Bolt	1954 Virginia Beach Open	64-62	-12	2

### Lowest 36-Hole Score (Consecutive)

Score	Player	Tournament	Round Number	Round Number	Round Scores	RTP Score	Finish Position
<b>122</b>	Troy Matteson	2009 Frys.com Open	2	3	61-61	-18	1
<b>123</b>	Patrick Rodgers	2019 The RSM Classic	3	4	61-62	-17	2
	Justin Thomas	2017 Sony Open in Hawaii	1	2	59-64	-17	1
	Steve Stricker	2009 The 50th Bob Hope Classic hosted by Arnold Palmer	3	4	61-62	-21	T3
<b>124</b>	Tommy Fleetwood	2018 BMW Championship	2	3	62-62	-16	T8
	Si Woo Kim	2016 Wyndham Championship	2	3	60-64	-16	1
	Jason Day	2015 BMW Championship	1	2	61-63	-18	1
	David Toms	2011 Crowne Plaza Invitational at Colonial	1	2	62-62	-16	1
	Stuart Appleby	2010 The Greenbrier Classic	3	4	65-59	-16	1
	Pat Perez	2009 The 50th Bob Hope Classic hosted by Arnold Palmer	1	2	61-63	-20	1
	Mark Calcavecchia	2001 Phoenix Open	2	3	60-64	-18	1

### Lowest 54-Hole Score (Opening)

Score	Player	Tournament	Round Scores	RTP Score	Finish Position
<b>188</b>	Justin Thomas	2017 Sony Open in Hawaii	59-64-65	-22	1
	Steve Stricker	2010 John Deere Classic	60-66-62	-25	1
<b>189</b>	Patrick Reed	2014 Humana Challenge in partnership with the Clinton Foundation	63-63-63	-27	1
	Phil Mickelson	2013 Waste Management Phoenix Open	60-65-64	-24	1
	Tommy Armour III	2003 Valero Texas Open	64-62-63	-21	1
	Mark Calcavecchia	2001 Phoenix Open	65-60-64	-24	1
	John Cook	1996 FedEx St. Jude Classic	64-62-63	-24	1
<b>191</b>	Michael Kim	2018 John Deere Classic	63-64-64	-22	1
	Pat Perez	2009 The 50th Bob Hope Classic hosted by Arnold Palmer	61-63-67	-25	1
	Carl Pettersson	2008 Wyndham Championship	64-61-66	-19	1
	Tiger Woods	2007 THE TOUR Championship presented by Coca-Cola	64-63-64	-19	1
	Ben Crane	2005 U.S. Bank Championship in Milwaukee	62-65-64	-19	1
	Steve Jones	1997 Phoenix Open	62-64-65	-22	1
	Gay Brewer	1967 Pensacola Open Invitational	66-64-61	-25	1
	Johnny Palmer	1954 Texas Open	65-62-64	-22	2
<b>192</b>	Jim Herman	2019 Barbasol Championship	65-65-62	-24	1
	Matt Kuchar	2019 Sony Open in Hawaii	63-63-66	-18	1
	Si Woo Kim	2016 Wyndham Championship	68-60-64	-18	1
	Jeff Overton	2010 The Greenbrier Classic	64-62-66	-18	2
	Jesper Parnevik	2007 Valero Texas Open	61-65-66	-18	2
	Kenny Perry	2005 Bank of America Colonial	65-63-64	-18	1
	Steve Flesch	2003 Las Vegas Invitational	62-64-66	-23	T6
	Scott Verplank	2003 Las Vegas Invitational	64-62-66	-23	4
	Tiger Woods	2000 World Golf Championships-NEC Invitational	64-61-67	-18	1
	Bob Gilder	1982 Manufacturers Hanover Westchester Classic	64-63-65	-21	1

Score	Player	Tournament	Round Scores	RTP Score	Finish Position
	Mike Souchak	1955 Texas Open	60-68-64	-21	1
	Jim Ferrier	1952 Empire State Open	63-67-62	-18	1

### Lowest 54-Hole Score (Consecutive)

Score	Player	Tournament	Rounds	Round Scores	RTP Score	Finish Position
<b>188</b>	Justin Thomas	2017 Sony Open in Hawaii	1-3	59-64-65	-22	1
	Steve Stricker	2010 John Deere Classic	1-3	60-66-62	-25	1
<b>189</b>	Patrick Reed	2014 Humana Challenge in partnership with the Clinton Foundation	1-3	63-63-63	-27	1
	Phil Mickelson	2013 Waste Management Phoenix Open	1-3	60-65-64	-24	1
	Tommy Armour III	2003 Valero Texas Open	1-3	64-62-63	-21	1
	Mark Calcavecchia	2001 Phoenix Open	1-3	65-60-64	-24	1
	John Cook	1996 FedEx St. Jude Classic	1-3	64-62-63	-24	1
	Chandler Harper	1954 Texas Open	2-4	63-63-63	-24	1

### Low Score in 72-Hole Event

Score	Player	Tournament	Round Scores	RTP Score	Finish Position
<b>253</b>	Justin Thomas	2017 Sony Open in Hawaii	59-64-65-65	-27	1
<b>254</b>	Tommy Armour III	2003 Valero Texas Open	64-62-63-65	-26	1
<b>256</b>	Phil Mickelson	2013 Waste Management Phoenix Open	60-65-64-67	-28	1
	Russell Henley	2013 Sony Open in Hawaii	63-63-67-63	-24	1
	Mark Calcavecchia	2001 Phoenix Open	65-60-64-67	-28	1
<b>257</b>	Michael Kim	2018 John Deere Classic	63-64-64-66	-27	1
	Jimmy Walker	2015 Sony Open in Hawaii	66-66-62-63	-23	1
	Tiger Woods	2007 THE TOUR Championship presented by Coca-Cola	64-63-64-66	-23	1
	Mike Souchak	1955 Texas Open	60-68-64-65	-27	1
<b>258</b>	J.T. Poston	2019 Wyndham Championship	65-65-66-62	-22	1
	Rory McIlroy	2019 RBC Canadian Open	67-66-64-61	-22	1
	Matt Kuchar	2019 Sony Open in Hawaii	63-63-66-66	-22	1
	Henrik Stenson	2017 Wyndham Championship	62-66-66-64	-22	1
	Stuart Appleby	2010 The Greenbrier Classic	66-68-65-59	-22	1
	Steve Stricker	2010 John Deere Classic	60-66-62-70	-26	1
	Kenny Perry	2009 Travelers Championship	61-68-66-63	-22	1
	Steve Jones	1997 Phoenix Open	62-64-65-67	-26	1
	John Cook	1996 FedEx St. Jude Classic	64-62-63-69	-26	1
	Donnie Hammond	1989 Texas Open	65-64-65-64	-22	1

### Most Strokes Under Par in 72-Hole Event (Since 1950)

RTP Score	Player	Tournament	Score	Finish Position
<b>-31</b>	Ernie Els	2003 Mercedes Championships	261	1
<b>-30</b>	Jordan Spieth	2016 Hyundai Tournament of Champions	262	1
<b>-28</b>	Patrick Reed	2014 Humana Challenge in partnership with the Clinton Foundation	260	1
	Phil Mickelson	2013 Waste Management Phoenix Open	256	1
	Phil Mickelson	2006 BellSouth Classic	260	1
	Mark Calcavecchia	2001 Phoenix Open	256	1
	John Huston	1998 United Airlines Hawaiian Open	260	1
<b>-27</b>	Michael Kim	2018 John Deere Classic	257	1
	Justin Thomas	2017 Sony Open in Hawaii	253	1
	Jonathan Byrd	2002 Buick Challenge	261	1
	Mike Souchak	1955 Texas Open	257	1

### Most Birdies in 72-Hole Event

Birdies	Player	Tournament
<b>32</b>	Paul Gow	2001 B.C. Open
	Mark Calcavecchia	2001 Phoenix Open
<b>31</b>	Nicholas Thompson	2013 Humana Challenge in partnership with the Clinton Foundation
	Jeff Overton	2013 Humana Challenge in partnership with the Clinton Foundation
	Steve Stricker	2010 John Deere Classic
	Tommy Gainey	2008 Children's Miracle Network Classic presented by Wal-Mart
	Phil Mickelson	2006 BellSouth Classic
	John Huston	1998 United Airlines Hawaiian Open

## In-Round Scoring Records

### Longest Birdie Streak

Streak	Player	Tournament	Round	Course	Round Score	Finish Position
<b>9</b>	Mark Calcavecchia	2009 RBC Canadian Open	2	Glen Abbey GC	65	T8
<b>8</b>	Scott Piercy	2011 Reno-Tahoe Open	3	Montreux G&CC	61	1
	Chris Stroud	2011 Mayakoba Golf Classic at Riviera Maya-Cancun	2	El Camaleon GC	63	4
	Jerry Kelly	2003 Las Vegas Invitational	3	TPC Summerlin	65	T9
	J.P. Hayes	2002 Bob Hope Chrysler Classic	1	PGA West (Palmer)	65	T16
	Edward Fryatt	2000 Doral-Ryder Open	2	Doral CC (Blue)	62	T9
	Dewey Arnette	1987 Buick Open	1	Warwick Hills G&CC	65	T47
	Fuzzy Zoeller	1976 Ed McMahon-Jaycees Quad Cities Open	1	Oakwood CC	63	2
	Bob Goalby	1961 St. Petersburg Open Invitational	4	Pasadena GC	65	1

## Longest Birdie-Eagle Streak

Streak	Player	Tournament	Round	Course	Holes
8	Ryan Palmer	2015 Humana Challenge in partnership with the Clinton Foundation	2	PGA West (Nicklaus)	E-B-B-B-E-B-B-B
	Briny Baird	2003 FUNAI Classic at the WALT DISNEY WORLD Resort	2	Palm GC	E-B-B-B-B-B-B-B
	Billy Mayfair	2001 Buick Open	4	Warwick Hills G&CC	B-E-B-B-B-B-B-B
7	Kevin Na	2016 CareerBuilder Challenge in partnership with the Clinton Foundation	3	PGA West (Tournament)	B-B-B-B-E-B-B
	Brandt Snedeker	2007 Buick Invitational	1	Torrey Pines (North)	B-B-B-B-E-B-B
	Davis Love III	2001 AT&T Pebble Beach National Pro-Am	4	Pebble Beach GL	B-E-B-B-B-B-B
	John Huston	1997 Bob Hope Chrysler Classic	5	Indian Wells CC	B-B-B-B-B-B-E
	Jeff Sluman	1992 Centel Western Open	3	Cog Hill G&CC	B-B-B-B-B-E
	Webb Heintzelman	1989 Las Vegas Invitational	3	Spanish Trail G&CC	B-B-B-B-E-B
	Al Geiberger	1977 Danny Thomas Memphis Classic	2	Colonial CC (South)	B-B-B-E-B-B

## Longest Birdie Streak to Win

Streak	Player	Tournament	Holes
7	Kevin Streelman	2014 Travelers Championship	last 7 holes
6	Mike Souchak	1956 St. Paul Open	last 6 holes
5	Kevin Tway	2019 Safeway Open	last 2 holes and 3 playoff holes
	Russell Henley	2013 Sony Open in Hawaii	last 5 holes
	Jack Nicklaus	1978 Jackie Gleason-Inverrary Classic	last 5 holes
	Tom Weiskopf	1971 Kemper Open	last 4 holes and 1 playoff hole

## Putting Records

### Fewest Putts (18 Holes)

Putts	Player	Tournament	Round	Course
18	Gary Woodland	2019 THE PLAYERS Championship	4	TPC Sawgrass
	Sung Kang	2017 CIMB Classic	2	TPC Kuala Lumpur
	Blake Adams	2010 Verizon Heritage	2	Harbour Town GL
	Ken Duke	2009 World Golf Championships-CA Championship	3	Doral Golf Resort and Spa
	Corey Pavin	2000 Bell Canadian Open	2	Glen Abbey GC
	Jim McGovern	1992 Federal Express St. Jude Classic	2	TPC Southwind
	Andy North	1990 Anheuser-Busch Golf Classic	2	Kingsmill GC
	Kenny Knox	1989 MCI Heritage Golf Classic	1	Harbour Town GL
	Mike McGee	1987 Federal Express St. Jude Classic	1	Colonial CC (South)
	Sam Trahan	1979 IVB-Philadelphia Golf Classic	4	Whitemarsh Valley CC

### Fewest Putts (72 Holes)

Putts	Player	Tournament	Course
92	David Frost	2005 MCI Heritage	Harbour Town GL
93	Brian Gay	2013 World Golf Championships-Cadillac Championship	TPC Blue Monster at Doral
	Mark Calcavecchia	2002 Greater Greensboro Chrysler Classic	Forest Oaks CC
	Kenny Knox	1989 MCI Heritage Golf Classic	Harbour Town GL
94	Bob Tway	1986 Sea Pines Heritage	Harbour Town GL
	George Archer	1980 Sea Pines Heritage	Harbour Town GL

### Fewest Putts (9 Holes)

Putts	Player	Tournament	Round	Course	Front/Back
6	Marcus Fraser	2017 CIMB Classic	2	TPC Kuala Lumpur	Front Nine
	Chris Riley	2003 The Honda Classic	1	CC at Mirasol (Sunset)	Back Nine
	Stan Utley	2002 Air Canada Championship	2	Northview G&CC	Front Nine
7	Bill Nary	1952 El Paso Open	3	El Paso CC	Back Nine

## The Last Time

### Last to Make Back-to-Back Eagles

Player	Tournament	Round	Course	Hole	Hole
Sepp Straka	2019 THE NORTHERN TRUST	1	Liberty National GC	5	6
Patton Kizzire	2019 Wyndham Championship	2	Sedgefield CC	5	6
Case Cochran	2019 Barbasol Championship	2	Keene Trace Golf Club	7	8
Tommy Fleetwood	2019 World Golf Championships-Mexico Championship	2	Club de Golf Chapultepec	1	2
Patton Kizzire	2019 Mayakoba Golf Classic	1	El Camaleon GC	5	6
J.B. Holmes	2018 FedEx St. Jude Classic	2	TPC Southwind	2	3
Cody Gribble	2018 AT&T Byron Nelson	3	Trinity Forest Golf Club	14	15
John Peterson	2018 Wells Fargo Championship	1	Quail Hollow Club	7	8
Johnson Wagner	2018 Wells Fargo Championship	1	Quail Hollow Club	14	15
Webb Simpson	2018 Masters Tournament	4	Augusta National GC	7	8
Graham DeLaet	2017 PGA Championship	3	Quail Hollow-PGA Championship	14	15
Marc Leishman	2017 OHL Classic at Mayakoba	2	El Camaleon GC	7	8
Aaron Wise	2017 OHL Classic at Mayakoba	1	El Camaleon GC	4	5
Charl Schwartzel	2016 TOUR Championship	3	East Lake GC	6	7
Nick Taylor	2016 CareerBuilder Challenge in partnership with the Clinton Foundation	2	PGA WEST TPC Stadium Course	5	6
Jason Dufner	2015 the Memorial Tournament presented by Nationwide	2	Muirfield Village GC	15	16

### Last to Make Back-to-Back Eagles to Start a Round

Player	Tournament	Round	Course	Hole	Hole
Tommy Fleetwood	2019 World Golf Championships-Mexico Championship	2	Club de Golf Chapultepec	1	2
Sean O'Hair	2009 World Golf Championships-CA Championship	1	Doral Golf Resort and Spa	1	2

### Last to Make Four Eagles in One Round

Player	Tournament	Round	Course	Hole	Hole	Hole	Hole
Scott McCarron	1995 Bob Hope Chrysler Classic	2	Indian Wells CC	5	8	17	18
Willie Wood	1990 AT&T Pebble Beach National Pro-Am	3	Cypress Point CC	2	5	6	12

### Last to Make a Triple Bogey in Final Round and go on to Win

Player	Tournament	Course	Hole
Rickie Fowler	2019 Waste Management Phoenix Open	TPC Scottsdale	11
Keegan Bradley	2011 PGA Championship	Atlanta Athletic Club	15

### Last to Make a Quadruple Bogey and go on to Win

Player	Tournament	Round	Course	Hole
Adam Scott	2016 The Honda Classic	3	PGA National (Champion)	15
Phil Mickelson	2009 THE TOUR Championship presented by Coca-Cola	1	East Lake GC	14
David Toms	2003 Wachovia Championship	4	Quail Hollow Club	18
David Graham	1983 Houston Coca-Cola Open	3	Woodlands CC	1

### Last to Make Double Eagle and Hole-in-One in Same Round

Player	Tournament	Round	Course	Holes
Nicholas Thompson	2009 Frys.com Open	3	Grayhawk GC (Raptor)	double-eagle on par-5 No. 11 and hole-in-one on par-3 No. 13 (7-iron, 199 yards).

### Last Time two Double Eagles in the Same Tournament

Tournament	Player	Round	Hole	Player	Round	Hole
2015 Arnold Palmer Invitational presented by MasterCard	Daniel Berger	3	6	Zach Johnson	4	16

### Last to Make a Hole-in-One, Eagle-2 and Eagle-3 in the Same Tournament

Player	Tournament
Steve Marino	2019 Desert Classic
Danny Lee	2019 CIMB Classic
Steve Stricker	2011 the Memorial Tournament presented by Nationwide Insurance
Rocco Mediate	2010 Frys.com Open

### Last to Make a 2, 3, 4, 5 on Par-5s in Same Round

Player	Tournament	Round	Course
Daniel Berger	2015 Arnold Palmer Invitational presented by MasterCard	3	Bay Hill Club & Lodge
Geoff Ogilvy	2006 The Honda Classic	1	CC at Mirasol (Sunset)

### Last Amateur to Shoot 60 or Better

Score	Player	Tournament	Round
60	Patrick Cantlay	2011 Travelers Championship	2

### Last to Shoot his Age

Player	Score	Age	Tournament	Round	Course	Finish	Comments
Arnold Palmer	71	71 years, 5 months, 7 days	2001 Bob Hope Chrysler Classic	4	PGA West (Palmer)	Cut	Course: PGA West; Fourth round; 71

# Wins and Finishes

## Wins

### Most Career Wins (Top 50)

Rank	Wins	Player	Rank	Wins	Player	Rank	Wins	Player	Rank	Wins	Player
1	82	Sam Snead	15	31	Jimmy Demaret	T27	22	Raymond Floyd	T39	19	Tom Kite
2	81	Tiger Woods	16	30	Horton Smith	T30	21	Davis Love III		19	Bill Mehlhorn
3	73	Jack Nicklaus	T17	29	Harry Cooper		21	Willie MacFarlane	T45	18	Julius Boros
4	64	Ben Hogan		29	Gene Littler		21	Lanny Wadkins		18	Jim Ferrier
5	62	Arnold Palmer		29	Lee Trevino		21	Craig Wood		18	E. Harrison
6	52	Byron Nelson	T20	28	Leo Diegel	T34	20	Hale Irwin		18	Nick Price
7	51	Billy Casper		28	Paul Runyan		20	Dustin Johnson	T49	17	Bobby Cruickshank
8	45	Walter Hagen	22	26	Henry Picard		20	Greg Norman		17	Jim Furyk
9	44	Phil Mickelson	T23	25	Tommy Armour		20	Johnny Revolta		17	Rory McIlroy
T10	39	Cary Middlecoff		25	Johnny Miller		20	Doug Sanders		17	Harold McSpaden
	39	Tom Watson	T25	24	Gary Player	T39	19	Ben Crenshaw		17	Curtis Strange
12	38	Gene Sarazen		24	Macdonald Smith		19	Ernie Els			
13	36	Lloyd Mangrum	T27	22	James Barnes		19	Doug Ford			
14	34	Vijay Singh		22	Johnny Farrell		19	Hubert Green			

### Most Wins in One Season

Wins	Player	Season	Wins	Player	Season	Wins	Player	Season
18	Byron Nelson	1945	9	Paul Runyan	1933	8	Byron Nelson	1944
13	Ben Hogan	1946	8	Tiger Woods	2006		Sam Snead	1938
11	Sam Snead	1950		Tiger Woods	1999		Gene Sarazen	1930
10	Ben Hogan	1948		Johnny Miller	1974		Horton Smith	1929
9	Vijay Singh	2004		Arnold Palmer	1962			
	Tiger Woods	2000		Arnold Palmer	1960			

### Most Wins at One Tournament

Wins	Player	Tournament	Seasons
8	Tiger Woods	World Golf Championships-Bridgestone Invitational	1999, 2000, 2001, 2005, 2006, 2007, 2009, 2013
	Tiger Woods	Arnold Palmer Invitational presented by MasterCard	2000, 2001, 2002, 2003, 2008, 2009, 2012, 2013
	Sam Snead	Greater Greensboro Open	1938, 1946, 1949, 1950, 1955, 1956, 1960, 1965
7	Tiger Woods	World Golf Championships-Cadillac Championship	1999, 2002, 2003, 2005, 2006, 2007, 2013
	Tiger Woods	Farmers Insurance Open	1999, 2003, 2005, 2006, 2007, 2008, 2013
6	Jack Nicklaus	Masters Tournament	1963, 1965, 1966, 1972, 1975, 1986
	Sam Snead	Miami Open	1937, 1939, 1946, 1950, 1951, 1955
	Alex Ross	North & South Open	1902, 1904, 1907, 1908, 1910, 1915
	Harry Vardon	The Open Championship	1896, 1898, 1899, 1903, 1911, 1914
5	Tiger Woods	Masters Tournament	1997, 2001, 2002, 2005, 2019
	Phil Mickelson	AT&T Pebble Beach Pro-Am	1998, 2005, 2007, 2012, 2019
	Tiger Woods	the Memorial Tournament presented by Nationwide Insurance	1999, 2000, 2001, 2009, 2012
	Tiger Woods	BMW Championship	1997, 1999, 2003, 2007, 2009
	Davis Love III	MCI Heritage	1987, 1991, 1992, 1998, 2003
	Mark O'Meara	AT&T Pebble Beach National Pro-Am	1985, 1989, 1990, 1992, 1997
	Tom Watson	The Open Championship	1975, 1977, 1980, 1982, 1983
	Jack Nicklaus	PGA Championship	1963, 1971, 1973, 1975, 1980
	Jack Nicklaus	MONY Tournament of Champions	1963, 1964, 1971, 1973, 1977
	Arnold Palmer	Bob Hope Desert Classic	1960, 1962, 1968, 1971, 1973
	Peter Thomson	The Open Championship	1954, 1955, 1956, 1958, 1965
	Ben Hogan	Colonial National Invitation	1946, 1947, 1952, 1953, 1959
	Sam Snead	Palm Beach Round Robin	1938, 1952, 1954, 1955, 1957
	Walter Hagen	Western Open	1916, 1921, 1926, 1927, 1932
	Walter Hagen	PGA Championship	1921, 1924, 1925, 1926, 1927
	J.H. Taylor	The Open Championship	1894, 1895, 1900, 1909, 1913
	James Braid	The Open Championship	1901, 1905, 1906, 1908, 1910

### Most Wins at One Course

Wins	Player	Course	Tournament
8	Tiger Woods	Firestone CC (South)	World Golf Championships-Bridgestone Invitational 1999, 2000, 2001, 2005, 2006, 2007, 2009, 2013
	Tiger Woods	Bay Hill Club & Lodge	Arnold Palmer Invitational presented by Mastercard 2000, 2001, 2002, 2003, 2008, 2009, 2012, 2013
	Tiger Woods	Torrey Pines GC (South)	Farmers Insurance Open 1999, 2003, 2005, 2006, 2007, 2008, 2013; U.S. Open 2008
6	Jack Nicklaus	Augusta National GC	Masters Tournament 1963, 1965, 1966, 1972, 1975, 1986
	Sam Snead	Bayshore CC	Miami Open 1937, 1939, 1946, 1950, 1951, 1955
	Alex Ross	Pinehurst Resort (No. 2)	North and South Open 1902, 1904, 1907, 1908, 1910, 1915

## Most Wins by Season

Season	Player	Wins	Season	Player	Wins	Season	Player	Wins	Season	Player	Wins	Season	Player	Wins
2019	Brooks Koepka	3	2000	Tiger Woods	9	1983	Seve Ballesteros	2	1965	Jack Nicklaus	5	1937	Harry Cooper	8
	Rory McIlroy	3	1999	Tiger Woods	8		Jim Colbert	2	1964	Tony Lema	5	1936	Ralph Guldahl	3
2018	Bryson DeChambeau	3	1998	David Duval	4		Mark McCumber	2	1963	Arnold Palmer	7		Jimmy Hines	3
	Dustin Johnson	3	1997	Tiger Woods	4		Gil Morgan	2	1962	Arnold Palmer	8		Henry Picard	3
	Justin Thomas	3	1996	Phil Mickelson	4		Calvin Peete	2	1961	Arnold Palmer	6	1935	Henry Picard	5
	Bubba Watson	3	1995	Lee Janzen	3		Hal Sutton	2	1960	Arnold Palmer	8		Johnny Revolta	5
2017	Justin Thomas	5		Greg Norman	3		Lanny Wadkins	2	1959	Gene Littler	5	1934	Paul Runyan	7
2016	Jason Day	3	1994	Nick Price	6		Fuzzy Zoeller	2	1958	Ken Venturi	4	1933	Paul Runyan	9
	Dustin Johnson	3	1993	Nick Price	4	1982	Calvin Peete	4	1957	Arnold Palmer	4	1932	Gene Sarazen	4
2015	Jason Day	5	1992	John Cook	3		Craig Stadler	4	1956	Mike Souchak	4	1931	Wiffy Cox	4
	Jordan Spieth	5		Fred Couples	3		Tom Watson	4	1955	Cary Middlecoff	6	1930	Gene Sarazen	8
2014	Jimmy Walker	3		Davis Love III	3	1981	Bill Rogers	4	1954	Bob Toski	4	1929	Horton Smith	8
2013	Tiger Woods	4	1991	Billy Andrade	2	1980	Tom Watson	7	1953	Ben Hogan	5	1928	Bill Mehlhorn	7
2012	Rory McIlroy	4		Mark Brooks	2	1979	Tom Watson	5	1952	Jack Burke, Jr.	5	1927	Johnny Farrell	7
2011	Keegan Bradley	2		Fred Couples	2	1978	Tom Watson	5		Sam Snead	5	1926	Bill Mehlhorn	5
	Luke Donald	2		Andrew Magee	2	1977	Tom Watson	5	1951	Cary Middlecoff	6		Macdonald Smith	5
	Webb Simpson	2		Corey Pavin	2	1976	Ben Crenshaw	3	1950	Sam Snead	11	1925	Leo Diegel	5
	Steve Stricker	2		Nick Price	2		Hubert Green	3	1949	Cary Middlecoff	7	1924	Walter Hagen	5
	Nick Watney	2		Tom Purtzer	2	1975	Jack Nicklaus	5	1948	Ben Hogan	10	1923	Walter Hagen	5
	Bubba Watson	2		Ian Woosnam	2	1974	Johnny Miller	8	1947	Ben Hogan	7		Joe Kirkwood, Sr.	5
	Mark Wilson	2	1990	Wayne Levi	4	1973	Jack Nicklaus	7	1946	Ben Hogan	13	1922	Walter Hagen	4
2010	Jim Furyk	3	1989	Steve Jones	3	1972	Jack Nicklaus	7	1945	Byron Nelson	18	1921	James Barnes	4
2009	Tiger Woods	6		Tom Kite	3	1971	Lee Trevino	6	1944	Byron Nelson	8	1920	Jock Hutchison	4
2008	Tiger Woods	4	1988	Curtis Strange	4	1970	Billy Casper	4	1943	Sam Byrd	1	1919	James Barnes	5
2007	Tiger Woods	7	1987	Paul Azinger	3	1969	Billy Casper	3		Harold McSpaden	1	1918	Patrick Doyle	1
2006	Tiger Woods	8		Curtis Strange	3		Raymond Floyd	3		Steve Wurga	1		Walter Hagen	1
2005	Tiger Woods	6	1986	Bob Tway	4		Dave Hill	3	1942	Ben Hogan	6		Jock Hutchison	1
2004	Vijay Singh	9	1985	Curtis Strange	3		Jack Nicklaus	3	1941	Sam Snead	7	1917	James Barnes	2
2003	Tiger Woods	5		Lanny Wadkins	3	1968	Billy Casper	6	1940	Jimmy Demaret	6		Mike Brady	2
2002	Tiger Woods	5	1984	Tom Watson	3	1967	Jack Nicklaus	5	1939	Henry Picard	8	1916	James Barnes	3
2001	Tiger Woods	5		Denis Watson	3	1966	Billy Casper	4	1938	Sam Snead	8		Walter Hagen	3

## Longest Win Streak (Starts)

Wins	Player	Tournaments	Wins	Player	Tournaments
11	Byron Nelson	1945 Canadian Open, 1945 Tam O'Shanter Open, 1945 PGA Championship, 1945 Chicago Victory National Open, 1945 Philadelphia Inquirer, 1945 Montreal Open, 1945 Atlanta Open, 1945 Durham Open, 1945 Greater Greensboro Open, 1945 Charlotte Open, 1945 Miami Four-Ball	6	Ben Hogan	1948 Denver Open Invitational Championship, 1948 Western Open, 1948 Reading Open, 1948 Motor City Open, 1948 Inverness Round Robin Four-Ball, 1948 U.S. Open Championship
7	Tiger Woods	2007 Buick Invitational, 2006 World Golf Championships-American Express Championship, 2006 Deutsche Bank Championship, 2006 World Golf Championships-Bridgestone Invitational, 2006 PGA Championship, 2006 Buick Open, 2006 The Open Championship	5	Tiger Woods	2008 Arnold Palmer Invitational presented by MasterCard, 2008 World Golf Championships-Accenture Match Play Championship, 2008 Buick Invitational, 2007 THE TOUR Championship presented by Coca-Cola, 2007 BMW Championship
6	Tiger Woods	2000 AT&T Pebble Beach National Pro-Am, 2000 Mercedes Championships, 1999 World Golf Championships-American Express Championship, 1999 THE TOUR Championship, 1999 National Car Rental Golf Classic/Disney, 1999 World Golf Championships-NEC Invitational	5	Ben Hogan	1953 The Open Championship, 1953 U.S. Open Championship, 1953 Colonial Invitational Tournament, 1953 Pan American Open, 1953 Masters Tournament

## Longest Win Streak (Weeks)

Wins	Player	Tournaments	Wins	Player	Tournaments
9	Byron Nelson	1945 PGA Championship, 1945 Chicago Victory National Open, 1945 Philadelphia Inquirer, 1945 Montreal Open, 1945 Atlanta Open, 1945 Durham Open, 1945 Greater Greensboro Open, 1945 Charlotte Open, 1945 Miami Four-Ball	3	Jim Ferrier	1951 Jacksonville Open, 1951 Miami Beach Open, 1951 St. Petersburg Open
4	Jack Burke, Jr.	1952 St. Petersburg Open, 1952 Baton Rouge Open, 1952 Houston Open, 1952 Texas Open	3	Ben Hogan	1946 Golden State Open, 1946 PGA Championship, 1946 Winnipeg Open
3	Tiger Woods	2006 Deutsche Bank Championship, 2006 World Golf Championships-Bridgestone Invitational, 2006 PGA Championship	3	Ben Hogan	1946 Goodall Round Robin, 1946 Western Open, 1946 Colonial Invitational
3	Tiger Woods	1999 World Golf Championships-American Express Championship, 1999 THE TOUR Championship, 1999 National Car Rental Golf Classic/Disney	3	Sam Snead	1945 Jacksonville Open, 1945 Pensacola Open Invitational, 1945 Gulfport Open
3	Gary Player	1978 Houston Open, 1978 MONY Tournament of Champions, 1978 Masters Tournament	3	Byron Nelson	1944 Texas Victory Open, 1944 Nashville Open, 1944 Tam O'Shanter Open
3	Hubert Green	1976 Sea Pines Heritage Classic, 1976 Greater Jacksonville Open, 1976 Doral-Eastern Open	3	Ben Hogan	1940 Asheville "Land of the Sky" Open, 1940 Greater Greensboro Open, 1940 North & South Open Championship
3	Johnny Miller	1974 Dean Martin Tucson Open, 1974 Phoenix Open, 1974 Bing Crosby National Pro-Am	3	Jimmy Demaret	1940 St. Petersburg Open, 1940 New Orleans Open, 1940 Western Open
3	Arnold Palmer	1962 Colonial National Invitation, 1962 Tournament of Champions, 1962 Texas Open Invitational	3	Horton Smith	1929 North & South Open Championship, 1929 La Gorce Open, 1929 Florida Open
3	Billy Casper	1960 Orange County Open Invitational, 1960 Hesperia Open Invitational, 1960 Portland Open Invitational	3	Bill Mehlhorn	1929 South Central Open, 1929 Texas Open, 1929 El Paso Open
3	Arnold Palmer	1960 Pensacola Open Invitational, 1960 Baton Rouge Open Invitational, 1960 Texas Open Invitational	3	Walter Hagen	1923 North & South Open Championship, 1923 Asheville-Biltmore Open Championship, 1923 Florida West Coast Open

## Longest Win Streak (Tournament)

Wins	Player	Tournament	Seasons	Wins	Player	Tournament	Seasons
4	Tiger Woods	Buick Invitational	2005, 2006, 2007, 2008	4	Walter Hagen	PGA Championship	1924, 1925, 1926, 1927
	Tiger Woods	Bay Hill Invitational presented by Cooper Tires	2000, 2001, 2002, 2003		Tom Morris, Jr.	The Open Championship	1868, 1869, 1870, 1872
	Gene Sarazen	Miami Open	1927, 1928, 1929, 1930				

## First Two Career Wins in Same Tournament

Player	Tournament	Tournament
Daniel Berger	2016 FedEx St. Jude Classic	2017 FedEx St. Jude Classic
Justin Thomas	2016 CIMB Classic	2017 CIMB Classic
Matt Every	2014 Arnold Palmer Invitational presented by MasterCard	2015 Arnold Palmer Invitational presented by MasterCard
Boo Weekley	2007 Verizon Heritage	2008 Verizon Heritage
J.B. Holmes	2006 FBR Open	2008 FBR Open
Vaughn Taylor	2004 Reno-Tahoe Open	2005 Reno-Tahoe Open
Brian Henninger	1994 Deposit Guaranty Golf Classic	1999 Southern Farm Bureau Classic
Loren Roberts	1994 Nestle Invitational	1995 Nestle Invitational
Calvin Peete	1979 Greater Milwaukee Open	1982 Greater Milwaukee Open
Dave Eichelberger	1971 Greater Milwaukee Open	1977 Greater Milwaukee Open
Hale Irwin	1971 Sea Pines Heritage Classic	1973 Sea Pines Heritage Classic

## Most Consecutive Seasons with a Win

Seasons	Player	Start Season	End Season
17	Arnold Palmer	1955	1971
	Jack Nicklaus	1962	1978
16	Billy Casper	1956	1971

## Most Consecutive Seasons with a Win to Start a Career

No. of Seasons	Player	Streak Start Season	Streak End Season	Notes
17	Jack Nicklaus	1962	1978	
	Arnold Palmer	1955	1971	
14	Tiger Woods	1996	2009	
12	Dustin Johnson	2008	2019	Active
10	Cary Middlecoff	1947	1956	
	Horton Smith	1928	1937	
9	Sam Snead	1937	1946	Excluding 1943
7	Ernie Els	1994	2000	

## Largest Winning Margin

Margin	Player	Tournament
16	Bobby Locke	1948 Chicago Victory National Open
	Sam Snead	1936 West Virginia Closed Pro
	Joe Kirkwood, Sr.	1924 Corpus Christi Open
	J. Douglas Edgar	1919 Canadian Open
15	Tiger Woods	2000 U.S. Open Championship
14	Johnny Miller	1975 Phoenix Open
	Ben Hogan	1945 Portland Open Invitational
	Gene Sarazen	1935 Massachusetts Open

Margin	Player	Tournament
13	Phil Mickelson	2006 BellSouth Classic
	Gene Littler	1955 Tournament of Champions
	Byron Nelson	1945 Seattle Open
12	Tiger Woods	1997 Masters Tournament
	José María Olazábal	1990 NEC World Series of Golf
	Arnold Palmer	1962 Phoenix Open Invitational
	Byron Nelson	1939 Phoenix Open

## Largest Final-Round Comeback

Strokes back	Player	Tournament
10	Paul Lawrie	1999 The Open Championship
9	Stewart Cink	2004 MCI Heritage
8	Justin Rose	2018 World Golf Championships-HSBC Champions
	Kyle Stanley	2012 Waste Management Phoenix Open
	Craig Stadler	2003 B.C. Open
	Scott Simpson	1998 Buick Invitational

Strokes back	Player	Tournament
8	Chip Beck	1990 Buick Open
	Hal Sutton	1985 St. Jude Memphis Classic
	Mark Lye	1983 Bank of Boston Classic
	Ken Venturi	1959 Los Angeles Open
	Jack Burke, Jr.	1956 Masters Tournament

## Longest Time Between First and Last Win at Same Tournament

Length	Player	Tournament	Tournament
27 years	Sam Snead	1938 Greater Greensboro Open	1965 Greater Greensboro Open

## Longest Time Between First and Second Win at Same Tournament

Length	Player	Tournament	Tournament
20 years	Corey Pavin	1986 Greater Milwaukee Open	2006 U.S. Bank Championship in Milwaukee

## Longest Time Between First and Last Wins

Length	Player	First Win	Last Win
28 years, 11 months, 20 days	Raymond Floyd	1963 St. Petersburg Open Invitational	1992 Doral-Ryder Open
28 years, 6 months, 28 days	Sam Snead	1936 West Virginia Closed Pro	1965 Greater Greensboro Open
28 years, 4 months, 4 days	Davis Love III	1987 MCI Heritage Golf Classic	2015 Wyndham Championship
28 years, 29 days	Phil Mickelson	1991 Northern Telecom Open	2019 AT&T Pebble Beach Pro-Am
23 years, 11 months, 4 days	Macdonald Smith	1912 Western Open	1936 Seattle Open
23 years, 10 months, 24 days	Tom Watson	1974 Western Open	1998 MasterCard Colonial
23 years, 9 months, 27 days	Jack Nicklaus	1962 U.S. Open Championship	1986 Masters Tournament
23 years, 3 months, 7 days	Gene Littler	1954 San Diego Open	1977 Houston Open
22 years, 10 months, 19 days	James Barnes	1914 Western Open	1937 Long Island Open

## Longest Time Between Wins

Length	Player	Tournament	Tournament
15 years, 6 months	Robert Gamez	1990 Nestle Invitational	2005 Valero Texas Open
15 years, 5 months, 10 days	Butch Baird	1961 Waco Turner Open Invitational	1976 San Antonio Texas Open
14 years, 7 months, 29 days	Ed Fiori	1982 Bob Hope Desert Classic	1996 Quad City Classic
13 years, 8 months	Joey Sindelar	1990 Hardee's Golf Classic	2004 Wachovia Championship
13 years, 8 months	Tommy Armour III	1990 Phoenix Open	2003 Valero Texas Open
13 years, 6 months, 20 days	Gene Sauers	1989 Hawaiian Open	2002 Air Canada Championship

## Winners By Age

### Youngest Winners (Since 1900)

Age	Player	Tournament
18 years, 6 months, 9 days	Charles Kocsis	1931 Michigan Open
19 years, 4 days	Harry Cooper	1923 Galveston Open Championship
19 years, 2 months, 3 days	Ralph Guldahl	1931 Santa Monica Open
19 years, 10 months, 14 days	John McDermott	1911 U.S. Open Championship
19 years, 11 months, 18 days	Jordan Spieth	2013 John Deere Classic
20 years, 5 days	Gene Sarazen	1922 Southern (Spring) Open
20 years, 1 month, 15 days	Charles Evans	1910 Western Open
20 years, 2 months, 9 days	Ralph Guldahl	1932 Arizona Open
20 years, 2 months, 23 days	Matthew Wolff	2019 3M Open
20 years, 4 months, 12 days	Francis Quimet	1913 U.S. Open Championship
20 years, 4 months, 18 days	Gene Sarazen	1922 U.S. Open Championship
20 years, 5 months, 13 days	Horton Smith	1928 Oklahoma City Open
20 years, 5 months, 22 days	Gene Sarazen	1922 PGA Championship
20 years, 6 months, 7 days	Tom Creavy	1931 Northeastern New York

Age	Player	Tournament
20 years, 6 months, 13 days	Raymond Floyd	1963 St. Petersburg Open Invitational
20 days, 6 months, 25 days	Phil Mickelson	1991 Northern Telecom Open
20 years, 7 months, 1 day	Horton Smith	1928 Catalina Island Open
20 years, 7 months, 16 days	Tom Creavy	1931 PGA Championship
20 years, 8 months, 18 days	Horton Smith	1929 Pensacola Open Invitational
20 years, 9 months, 6 days	Tiger Woods	1996 Las Vegas Invitational
20 years, 9 months, 14 days	Horton Smith	1929 Fort Myers Open
20 days, 9 months, 20 days	Tiger Woods	1996 Walt Disney World/Oldsmobile Classic
20 years, 10 months, 1 day	Horton Smith	1929 La Gorce Open
20 years, 10 months, 2 days	Albert Murray	1908 Canadian Open
20 years, 10 months, 5 days	Horton Smith	1929 North & South Open Championship
20 years, 11 months, 24 days	Seve Ballesteros	1978 Greater Greensboro Open
20 years, 11 months, 25 days	John McDermott	1912 U.S. Open Championship
20 years, 11 months, 28 days	Rory McIlroy	2010 Quail Hollow Championship

### Oldest Winners

Age	Player	Tournament
52 years, 10 months, 8 days	Sam Snead	1965 Greater Greensboro Open
51 years, 7 months, 10 days	Art Wall	1975 Greater Milwaukee Open
51 years, 4 months, 10 days	Davis Love III	2015 Wyndham Championship
51 years, 3 months, 7 days	James Barnes	1937 Long Island Open
51 years, 1 month, 5 days	John Barnum	1962 Cajun Classic Open Invitational

Age	Player	Tournament
50 years, 8 months, 11 days	Fred Funk	2007 Mayakoba Golf Classic at Riviera Maya-Cancun
50 years, 1 month, 18 days	Craig Stadler	2003 B.C. Open
49 years, 6 months, 4 days	Raymond Floyd	1992 Doral-Ryder Open
49 years, 5 months, 25 days	Woody Austin	2013 Sanderson Farms Championship
49 years, 4 months, 23 days	Peter Jacobsen	2003 Greater Hartford Open

### Most Wins by Players before Age 23

Wins	Player
<b>14</b>	Horton Smith
<b>6</b>	Tiger Woods
<b>5</b>	Jordan Spieth
<b>4</b>	Harry Cooper
	Tom Creavy
	Gene Sarazen
<b>3</b>	Sergio Garcia
	Ralph Guldahl
	Rory McIlroy

Wins	Player
<b>3</b>	Jack Nicklaus
<b>2</b>	Seve Ballesteros
	Leo Diegel
	Raymond Floyd
	Robert Gamez
	Si Woo Kim
	John McDermott
	Phil Mickelson
	Jerry Pate

### Most Wins by Players before Age 30

Wins	Player
<b>46</b>	Tiger Woods
<b>30</b>	Jack Nicklaus

### Most Wins by Players in Their 30s

Wins	Player
<b>43</b>	Ben Hogan
<b>42</b>	Arnold Palmer
<b>38</b>	Jack Nicklaus

Wins	Player
<b>37</b>	Sam Snead
<b>35</b>	Byron Nelson
<b>34</b>	Billy Casper

### Most Wins by Players after Age 40

Wins	Player
<b>22</b>	Vijay Singh
<b>17</b>	Sam Snead

## Most Consecutive Tournaments Won by Players in Their 20s (Since 1970)

Consecutive Wins	Season	Player	Age	Tournament
7	2016-2017	Jordan Spieth	23	2017 AT&T Pebble Beach Pro-Am
		Hideki Matsuyama	24	2017 Waste Management Phoenix Open
		Jon Rahm	22	2017 Farmers Insurance Open
		Hudson Swafford	29	2017 CareerBuilder Challenge
		Justin Thomas	23	2017 Sony Open in Hawaii
		Justin Thomas	23	2017 SBS Tournament of Champions
		Mackenzie Hughes	25	2017 The RSM Classic
7	2015-2016	Justin Thomas	22	2016 CIMB Classic
		Smylie Kaufman	23	2016 Shriners Hospitals for Children Open
		Emiliano Grillo	23	2016 Frys.com Open
		Jordan Spieth	22	2015 TOUR Championship by Coca-Cola
		Jason Day	27	2015 BMW Championship
		Rickie Fowler	26	2015 Deutsche Bank Championship
		Jason Day	27	2015 The Barclays
7	1986	Ernie Gonzalez	25	1986 Pensacola Open
		Fred Wadsworth	24	1986 Southern Open
		Mark Calcavecchia	26	1986 Southwest Golf Classic
		Corey Pavin	26	1986 Greater Milwaukee Open
		Gene Sauers	24	1986 Bank of Boston Classic
		Rick Fehr	24	1986 B. C. Open
		Mike Hulbert	28	1986 Federal Express St. Jude Classic

Consecutive Wins	Season	Player	Age	Tournament
6	2014-2015	Robert Streb	27	2015 The McGladrey Classic
		Ben Martin	27	2015 Shriners Hospitals for Children Open
		Sangmoon Bae	28	2015 Frys.com Open
		Billy Horschel	27	2014 TOUR Championship by Coca-Cola
		Billy Horschel	27	2014 BMW Championship
		Chris Kirk	29	2014 Deutsche Bank Championship
6	1978	Andy Bean	25	1978 Western Open
		Bruce Lietzke	26	1978 Canadian Open
		Andy North	28	1978 U. S. Open Championship
		Jack Newton	28	1978 Buick-Goodwrench Open
		Andy Bean	25	1978 Danny Thomas Memphis Classic
		Andy Bean	25	1978 Kemper Open

## Oldest First-Time Winners (Since 1970)

Age	Player	Tournament
47 years, 8 months, 19 days	Ed Dougherty	1995 Deposit Guaranty Golf Classic
44 years, 4 months, 25 days	Ken Duke	2013 Travelers Championship
44 years, 3 months, 6 days	Alex Cejka	2015 Puerto Rico Open
43 years, 11 months, 19 days	Greg Kraft	2008 Puerto Rico Open presented by Banco Popular
42 years, 8 months, 29 days	Bruce Fleisher	1991 New England Classic
42 years, 8 months, 23 days	Greg Chalmers	2016 Barracuda Championship
41 years, 10 months, 12 days	Wes Short, Jr.	2005 Michelin Championship at Las Vegas
41 years, 10 months, 1 day	Bart Bryant	2004 Valero Texas Open
41 years, 8 months, 2 days	Ryan Armour	2018 Sanderson Farms Championship
40 years, 9 months, 28 days	Brad Bryant	1995 Walt Disney World/Oldsmobile Classic
40 years, 5 months, 13 days	Isao Aoki	1983 Hawaiian Open
40 years, 2 months, 6 days	Stephen Ames	2004 Cialis Western Open

## Youngest to Win Five Tournaments

Age	Player	Tournaments
20 years, 9 months, 25 days	Horton Smith	1928 Oklahoma City Open, 1928 Catalina Island Open, 1929 Pensacola Open Invitational, 1929 Fort Myers Open, 1929 Florida Open
21 years, 4 months, 19 days	Tiger Woods	1996 Las Vegas Invitational, 1996 Walt Disney World/Oldsmobile Classic, 1997 Mercedes Championships, 1997 Masters Tournament, 1997 GTE Byron Nelson Golf Classic
21 years, 11 months, 16 days	Jordan Spieth	2013 John Deere Classic, 2015 Valspar Championship, 2015 Masters Tournament, 2015 U.S. Open, 2015 John Deere Classic

## Youngest to Win 10 Tournaments (Since WWII)

Age	Player	10th Title
23 years, 6 months, 4 days	Tiger Woods	1999 Motorola Western Open
23 years, 10 months, 29 days	Jordan Spieth	2017 Travelers Championship
24 years, 3 months, 12 days	Jack Nicklaus	1964 Tournament of Champions
25 years, 11 months, 29 days	Rory McIlroy	2015 World Golf Championships-Cadillac Match Play
26 years, 3 months, 20 days	Justin Thomas	2019 BMW Championship
26 years, 9 months, 7 days	Phil Mickelson	1997 Bay Hill Invitational

## Youngest to Win a World Golf Championships Tournament

Age	Player	Tournament
23 years, 7 months, 4 days	Patrick Reed	2014 World Golf Championships-Cadillac Championship
23 years, 7 months, 30 days	Tiger Woods	1999 World Golf Championships-NEC Invitational
23 years, 10 months, 8 days	Tiger Woods	1999 World Golf Championships-American Express Championship

## Oldest to Win a World Golf Championships Tournament

Age	Player	Tournament
47 years, 8 months, 16 days	Phil Mickelson	2018 World Golf Championships-Mexico Championship
45 years, 5 months, 12 days	Vijay Singh	2008 World Golf Championships-Bridgestone Invitational
40 years, 4 months, 25 days	Ernie Els	2010 World Golf Championships-CA Championship

## Types Of Winners

### Most First-Time Winners in a Season

Winners	Season
<b>18</b>	2002
<b>16</b>	2016
<b>15</b>	2010
<b>14</b>	2019
	2011
	1991
<b>13</b>	2006
	1996
<b>12</b>	2017
	2013
	2008

Winners	Season
<b>12</b>	2007
	2005
	1986
	1980
	1979
<b>11</b>	2018
	2015
	1988
	1985
	1977
<b>10</b>	2014

Winners	Season
<b>10</b>	2004
	2001
	1994
	1990
	1987
	1983
	1974
	1971
	1969
	1968

### Father and Son to Win

Father	First Win	Son	First Win
Tom Morris, Sr.	1861 The Open Championship	Tom Morris, Jr.	1868 The Open Championship
Willie Park	1860 The Open Championship	Willie Park Jr.	1887 The Open Championship
Joe Kirkwood, Sr.	1923 California Open	Joe Kirkwood	1949 Philadelphia Inquirer Open
Jack Burke, Sr.	1925 Texas PGA Championship	Jack Burke, Jr.	1950 Rio Grande Valley Open
Clayton Heafner	1941 Mahoning Open	Vance Heafner	1981 Walt Disney World National Team Championship
Julius Boros	1952 U.S. Open Championship	Guy Boros	1996 Greater Vancouver Open
Al Geiberger	1962 Ontario Open Invitational	Brent Geiberger	1999 Canon Greater Hartford Open
Jay Haas	1978 Andy Williams-San Diego Open Invitational	Bill Haas	2010 Bob Hope Classic
Craig Stadler	1980 Bob Hope Desert Classic	Kevin Stadler	2014 Waste Management Phoenix Open
Bob Tway	1986 Shearson Lehman Brothers Andy Williams Open	Kevin Tway	2018 Safeway Open

### Grandfather and Grandson to Win

Grandfather	First Win	Grandson	First Win
Mike Turnesa	1931 Mid-South Open	Marc Turnesa	2008 Justin Timberlake Shriners Hospitals for Children Open

### Brothers to Win

Brothers	Players
<b>4</b>	Joe Turnesa, Mike Turnesa, Phil Turnesa, Jim Turnesa
<b>3</b>	Willie Smith, Alex Smith, Macdonald Smith
<b>2</b>	Tom Kerrigan, George Kerrigan
	Al Espinosa, Abe Espinosa
	Ray Mangrum, Lloyd Mangrum
	Jay Hebert, Lionel Hebert

Brothers	Players
<b>2</b>	Dave Hill, Mike Hill
	Don Massengale, Rik Massengale
	Joe Inman, John Inman
	Danny Edwards, David Edwards
	Tom Byrum, Curt Byrum
	Brad Bryant, Bart Bryant

### Amateurs to Win (Since 1940)

Player	Tournament
Phil Mickelson	1991 Northern Telecom Open
Scott Verplank	1985 Western Open
Doug Sanders	1956 Canadian Open
Gene Littler	1954 San Diego Open

Player	Tournament
Frank Stranahan	1948 Miami Open
Frank Stranahan	1945 Durham War Bond Tournament
Cary Middlecoff	1945 North & South Open Championship
Fred Haas	1945 Memphis Invitational

### Most Wins by a Left-Handed Player

Player	Wins
Phil Mickelson	44
Bubba Watson	12
Mike Weir	8
Bob Charles	6
Steve Flesch	4
Brian Harman	2
Ted Potter, Jr.	2

Player	Wins
Cody Gribble	1
Eric Axley	1
Greg Chalmers	1
Ernie Gonzalez	1
Russ Cochran	1
Sam Adams	1

## First-Time Winners (Since 1970)

Year	# of Winners	Players
2019	14	Kevin Tway, Cameron Champ, Adam Long, Martin Trainer, Keith Mitchell, Corey Connors, Cheng Tsung Pan, Max Homa, Sung Kang, Nate Lashley, Matthew Wolff, Dylan Frittelli, Collin Morikawa, J.T. Poston
2018	11	Ryan Armour, Patrick Cantlay, Patton Kizzire, Austin Cook, Brice Garnett, Satoshi Kodaira, Andrew Landry, Aaron Wise, Francesco Molinari, Michael Kim, Andrew Putnam
2017	12	Cody Gribble, Mackenzie Hughes, Hudson Swafford, Jon Rahm, Adam Hadwin, Wesley Bryan, Kevin Chappell, Cameron Smith, Xander Schauffele, Bryson DeChambeau, Grayson Murray, Chris Stroud
2016	16	Emiliano Grillo, Smylie Kaufman, Justin Thomas, Peter Malnati, Russell Knox, Kevin Kisner, Tony Finau, Jim Herman, Danny Willett, Branden Grace, Brian Stuard, William McGirt, Daniel Berger, Billy Hurley III, Greg Chalmers, Si Woo Kim
2015	11	Ben Martin, Robert Streb, Nick Taylor, Brooks Koepka, James Hahn, Alex Cejka, David Lingmerth, Fabián Gómez, Danny Lee, Troy Merritt, Shane Lowry
2014	10	Jimmy Walker, Kevin Stadler, Chesson Hadley, Matt Every, Steven Bowditch, Matt Jones, Seung-Yul Noh, Brendon Todd, Hideki Matsuyama, Brian Harman
2013	12	Russell Henley, John Merrick, Michael Thompson, Scott Brown, Kevin Streelman, Billy Horschel, Derek Ernst, Sangmoon Bae, Harris English, Ken Duke, Jordan Spieth, Patrick Reed
2012	9	Kyle Stanley, John Huh, Jason Dufner, Rickie Fowler, Marc Leishman, Ted Potter, Jr., Jonas Blixt, Tommy Gainey, Charlie Beljan
2011	14	Jhonattan Vegas, D.A. Points, Gary Woodland, Charl Schwartzel, Brendan Steele, Keegan Bradley, Harrison Frazar, Freddie Jacobson, Chris Kirk, Scott Stallings, Scott Piercy, Webb Simpson, Kevin Na, Bryce Molder
2010	15	Bill Haas, Ian Poulter, Derek Lamely, Rory McIlroy, Tim Clark, Jason Day, Justin Rose, Graeme McDowell, Bubba Watson, Louis Oosthuizen, Bill Lunde, Matt Bettencourt, Martin Kaymer, Arjun Atwal, Robert Garrigus
2009	7	Pat Perez, Y.E. Yang, Paul Casey, Bo Van Pelt, Nathan Green, Ryan Moore, Martin Laird
2008	12	Brian Gay, Greg Kraft, Andres Romero, Johnson Wagner, Anthony Kim, Ryuji Imada, Richard Johnson, Chez Reavie, Parker McLachlin, Camilo Villegas, Dustin Johnson, Marc Turnesa
2007	12	Charley Hoffman, Henrik Stenson, Mark Wilson, Boo Weekley, Nick Watney, Ángel Cabrera, Hunter Mahan, Brian Bateman, Joe Ogilvie, Brandt Snedeker, George McNeill, Daniel Chopra
2006	13	J.B. Holmes, Arron Oberholser, Aaron Baddeley, Chris Couch, Brett Wetterich, J.J. Henry, Trevor Immelman, John Senden, Dean Wilson, Will MacKenzie, Eric Axley, D.J. Trahan, Troy Matteson
2005	12	Geoff Ogilvy, Padraig Harrington, Peter Lonard, Tim Petrovic, Ted Purdy, Michael Campbell, Sean O'Hair, Jason Bohn, Jason Gore, Wes Short, Jr., Lucas Glover, Carl Pettersson
2004	10	Heath Slocum, Todd Hamilton, Zach Johnson, Stephen Ames, Mark Hensby, Rod Pampling, Vaughn Taylor, Bart Bryant, Andre Stolz, Ryan Palmer
2003	7	Ben Crane, Steve Flesch, Jonathan Kaye, Ben Curtis, Shaun Micheel, Adam Scott, Chad Campbell
2002	18	Jerry Kelly, Matt Gogel, Len Mattiace, Kevin Sutherland, Ian Leggatt, Matt Kuchar, Craig Perks, K.J. Choi, Chris Smith, Spike McRoy, Chris Riley, Craig Parry, John Rollins, Charles Howell III, Phil Tataurangi, Bob Burns, Jonathan Byrd, Luke Donald
2001	10	Garrett Willis, José Coceres, Robert Damron, Sergio Garcia Ramila, Frank Lickliter II, Retief Goosen, Shigeki Maruyama, David Gossett, Joel Edwards, Cameron Beckman
2000	8	Kirk Triplett, Jim Carter, Darren Clarke, Tom Scherrer, Dennis Paulson, Michael Clark II, Rory Sabbatini, Chris DiMarco
1999	9	Glen Day, Carlos Franco, Rich Beem, Paul Lawrie, J.L. Lewis, Brent Geiberger, Tom Pernice Jr., Notah Begay III, Mike Weir
1998	8	Jesper Parnevik, Lee Westwood, Trevor Dodds, J.P. Hayes, Joe Durant, Olin Browne, Brandel Chamblee, Chris Perry
1997	6	Stuart Appleby, Frank Nobilo, David Toms, Stewart Cink, Gabriel Hjertstedt, David Duval
1996	13	Tim Herron, Paul Goydos, Scott McCarron, Paul Stankowski, Steve Stricker, Willie Wood, Justin Leonard, Clarence Rose, Guy Boros, Dudley Hart, Michael Bradley, Tiger Woods, David Ogriin
1995	7	John Morse, Ted Tryba, Ed Dougherty, Woody Austin, Brad Bryant, Jim Furyk, Duffy Waldorf
1994	10	Loren Roberts, Mike Springer, Mike Heinen, Neal Lancaster, Tom Lehman, Ernie Els, Brian Henninger, Dicky Pride, Steve Lowery, Bob Estes
1993	7	Brett Ogle, Mike Standly, Jim McGovern, Grant Waite, Vijay Singh, Billy Mayfair, Jeff Maggert
1992	4	Lee Janzen, Fred Funk, Mark Carnevale, Richard Zokol
1991	14	Phil Mickelson, Jay Don Blake, Rocco Mediate, Ian Woosnam, Kenny Perry, Billy Andrade, Russ Cochran, Bruce Fleisher, Dillard Pruitt, Billy Ray Brown, Brad Faxon, John Daly, David Peoples, Fulton Allem
1990	10	Robert Gamez, Tommy Armour III, David Ishii, John Huston, Tony Sills, Steve Elkington, Peter Persons, José María Olazábal, Jim Gallagher, Jr., Nolan Henke
1989	9	Greg Twiggs, Ian Baker-Finch, Tom Byrum, Wayne Grady, Mike Donald, Curt Byrum, Stan Utley, Ted Schulz, Bill Britton
1988	11	Steve Jones, Chip Beck, Jim Benepe, Tom Sieckmann, Blaine McCallister, Mark Brooks, Jodie Mudd, Jeff Sluman, David Frost, Andrew Magee, Bob Lohr
1987	10	Paul Azinger, T.C. Chen, Davis Love III, Keith Clearwater, Robert Wrenn, John Inman, Sam Randolph, Steve Pate, Ken Brown, Mike Reid
1986	12	Donnie Hammond, Bob Tway, Kenny Knox, Sandy Lyle, Dan Pohl, Mac O'Grady, Mike Hulbert, Rick Fehr, Gene Sauers, Mark Calcavecchia, Fred Wadsworth, Ernie Gonzalez
1985	11	Woody Blackburn, Joey Sindelar, Bernhard Langer, Bill Glasson, Mark Wiebe, Dan Forsman, Phil Blackmar, Scott Verplank, Ken Green, Jim Thorpe, Tim Simpson
1984	6	Bob Eastwood, Nick Faldo, Corey Pavin, Greg Norman, Denis Watson, Mark O'Meara
1983	10	Isao Aoki, Gary Hallberg, Mike Nicolette, Fred Couples, Larry Mize, Nick Price, Pat Lindsey, Mark Lye, Rex Caldwell, Ronnie Black
1982	5	Bob Shearer, Payne Stewart, Tim Norris, Bobby Clampett, Hal Sutton
1981	5	John Cook, Keith Fergus, Dave Barr, Peter Oosterhuis, Morris Hatalesky
1980	12	Craig Stadler, Jeff Mitchell, Mark Fleil, Scott Simpson, Scott Hoch, Peter Jacobsen, Don Pooley, Phillip Hancock, Mike Sullivan, Dan Halldorson, David Edwards, Doug Tewell
1979	12	Fuzzy Zoeller, Bob Byman, Larry Nelson, Mark McCumber, Calvin Peete, D.A. Weibring, Jack Renner, Howard Twitty, John Fought, Ed Fiori, Curtis Strange, George Burns
1978	9	Jay Haas, Bill Rogers, Seve Ballesteros, Barry Jaekel, Lon Hinkle, Jack Newton, Ron Streck, Wayne Levi, Bob Mann
1977	10	Bruce Lietzke, Tom Purtzer, Andy Bean, Graham Marsh, Danny Edwards, Jim Simons, Mike Morley, Andy North, Bobby Cole, Gil Morgan
1976	9	Bob Gilder, Gary Koch, Mark Hayes, Tom Kite, Joe Inman, Jerry Pate, John Lister, Bob Wynn, Billy Kratzert
1975	8	Gary Groh, Pat Fitzsimons, Jerry McGee, Rik Massengale, Tom Jenkins, Roger Maltbie, Don Bies, Don Iverson
1974	11	Leonard Thompson, Lee Elder, Allen Miller, Rod Curl, Bob Menne, Tom Watson, Richie Karl, Victor Regalado, Forrest Fezler, Terry Diehl, Mac McLendon
1973	6	John Schlee, Bert Greene, Sam Adams, Ed Sneed, John Mahaffey, Ben Crenshaw
1972	5	Grier Jones, Bob Shaw, Jim Jamieson, David Graham, Lanny Wadkins
1971	10	J.C. Snead, Bud Allin, Hubert Green, Bobby Mitchell, Dave Eichelberger, Jerry Heard, DeWitt Weaver, Johnny Miller, Labron Harris, Hale Irwin
1970	5	Mike Hill, Gibby Gilbert, Tommy Aaron, Hugh Royer, Bill Garrett

## Father and Son to Win Same Tournament

Father	Tournament	Son	Tournament
Jay Haas	1988 Bob Hope Chrysler Classic	Bill Haas	2010 Bob Hope Classic
Al Geiberger	1976 Greater Greensboro Open	Brent Geiberger	2004 Chrysler Classic of Greensboro
Joe Kirkwood, Sr.	1924 Philadelphia Open Championship	Joe Kirkwood	1949 Philadelphia Inquirer Open

## Top-10s

### Most Top-10s in a Season (Since 1980)

Top-10s	Player	Season
21	Tom Kite	1981
18	Vijay Singh	2005
	Vijay Singh	2004
	Vijay Singh	2003
17	Tiger Woods	2000
16	Tiger Woods	1999
	Payne Stewart	1986
	Tom Watson	1980
15	Dustin Johnson	2016
	Jordan Spieth	2015
	Jim Furyk	2003
	Mark O'Meara	1984
	Tom Kite	1982

### Most Top-10s in a Season (All-Time)

Top-10s	Player	Season
31	Harold McSpaden	1945

### Most Top-10s in a Career (All-Time)

Top-10s	Player
358	Sam Snead

### Most Top-10s in a Career (Since 1980)

Top-10s	Player
197	Tiger Woods
195	Phil Mickelson
188	Jim Furyk
185	Vijay Singh
180	Davis Love III

### Most Consecutive Top-10s

Top-10s	Player	Tournament	Tournament
65	Byron Nelson	1942 Texas Open	1946 New Orleans Open

### Oldest to Finish in Top 10

Age	Player	Tournament	Finish Position
63 years, 4 months, 30 days	Sam Snead	1975 Walt Disney World National Team Championship	T7
63 years, 3 months, 5 days	Sam Snead	1975 B. C. Open	T8

## The Last Time

### Last to Win Back-to-Back Starts

Player	Tournament	Tournament
Xander Schauffele	2019 World Golf Championships-HSBC Champions	2019 Sentry Tournament of Champions
Bryson DeChambeau	2018 THE NORTHERN TRUST	2018 Dell Technologies Championship
Jordan Spieth	2017 Travelers Championship	2017 The Open Championship
Dustin Johnson	2017 World Golf Championships-Mexico Championship	2017 World Golf Championships-Dell Technologies Match Play
Justin Thomas	2017 SBS Tournament of Champions	2017 Sony Open in Hawaii
Dustin Johnson	2016 U. S. Open	2016 World Golf Championships-Bridgestone Invitational
Jason Day	2016 Arnold Palmer Invitational presented by MasterCard	2016 World Golf Championships-Dell Match Play
Adam Scott	2016 The Honda Classic	2016 World Golf Championships-Cadillac Championship
Jason Day	2015 PGA Championship	2015 The Barclays
Jordan Spieth	2015 U. S. Open	2015 John Deere Classic

### Last to Win First Two Starts of Season

Player	Tournament	Tournament
Ernie Els	2003 Mercedes Championships	2003 Sony Open in Hawaii

### Last to Win Three Consecutive Starts

Player	Tournament	Tournament	Tournament
Dustin Johnson	2017 Genesis Open	2017 World Golf Championships-Mexico Championship	2017 World Golf Championships-Dell Technologies Match Play
Rory McIlroy	2014 The Open Championship	2014 World Golf Championships-Bridgestone Invitational	2014 PGA Championship
Tiger Woods	2008 Buick Invitational	2008 World Golf Championships-Accenture Match Play Championship	2008 Arnold Palmer Invitational presented by MasterCard

### Last to Win Four Consecutive Starts

Player	Tournament	Tournament	Tournament	Tournament
Tiger Woods	2007 BMW Championship	2007 THE TOUR Championship presented by Coca-Cola	2008 Buick Invitational	2008 WGC-Accenture Match Play Championship

### Last to Win Back-to-Back Tournaments

Player	Tournament	Tournament
Bryson DeChambeau	2018 THE NORTHERN TRUST	2018 Dell Technologies Championship
Justin Thomas	2017 SBS Tournament of Champions	2017 Sony Open in Hawaii
Jason Day	2016 Arnold Palmer Invitational presented by MasterCard	2016 World Golf Championships-Dell Match Play
Adam Scott	2016 The Honda Classic	2016 World Golf Championships-Cadillac Championship
Billy Horschel	2014 BMW Championship	2014 TOUR Championship by Coca-Cola
Rory McIlroy	2014 World Golf Championships-Bridgestone Invitational	2014 PGA Championship

### Last to Win Three Consecutive Tournaments

Player	Tournament	Tournament	Tournament
Tiger Woods	2006 PGA Championship	2006 World Golf Championships-Bridgestone Invitational	2006 Deutsche Bank Championship

### Last to Win Four Consecutive Tournaments

Player	Tournament	Tournament	Tournament	Tournament
Jack Burke, Jr.	1952 Texas Open	1952 Houston Open	1952 Baton Rouge Open	1952 St. Petersburg Open

### Last to Successfully Defend a Title

Player	Tournament	Player	Tournament	Player	Tournament
Brooks Koepka	2019 PGA Championship	Daniel Berger	2017 FedEx St. Jude Classic	Ryan Moore	2015 CIMB Classic
Paul Casey	2019 Valspar Championship	Hideki Matsuyama	2017 Waste Management Phoenix Open	Tiger Woods	2013 Arnold Palmer Invitational presented by MasterCard
Brooks Koepka	2018 U.S. Open	Justin Thomas	2017 CIMB Classic	Steve Stricker	2011 John Deere Classic
Brendan Steele	2018 Safeway Open	Matt Every	2015 Arnold Palmer Invitational presented by MasterCard		
Jhonattan Vegas	2017 RBC Canadian Open	Jimmy Walker	2015 Sony Open in Hawaii		

### Last to Earn First Two Wins in Same Tournament (Back-to-Back)

Player	Tournament	Tournament
Daniel Berger	2016 FedEx St. Jude Classic	2017 FedEx St. Jude Classic
Justin Thomas	2016 CIMB Classic	2017 CIMB Classic
Matt Every	2014 Arnold Palmer Invitational presented by MasterCard	2015 Arnold Palmer Invitational presented by MasterCard
Boo Weekley	2007 Verizon Heritage	2008 Verizon Heritage

### Last to Earn First Three Wins in Same Tournament

Player	Tournament	Tournament	Tournament
Leonard Gallett	1929 Wisconsin PGA	1933 Wisconsin PGA	1934 Wisconsin Section Championship

### Last to Earn First Two Wins in Consecutive Tournaments

Player	Tournament	Tournament
David Duval	1997 Michelob Championship at Kingsmill	1997 Walt Disney World/Oldsmobile Classic

### Last to Earn First Two Wins in Consecutive Starts

Player	Tournament	Tournament
Camilo Villegas	2008 BMW Championship	2008 THE TOUR Championship presented by Coca-Cola
David Duval	1997 Michelob Championship at Kingsmill	1997 Walt Disney World/Oldsmobile Classic

### Last to Earn First Three Wins in Consecutive Starts

Player	Tournament	Tournament	Tournament
David Duval	1997 Michelob Championship at Kingsmill	1997 Walt Disney World/Oldsmobile Classic	1997 THE TOUR Championship

### Last to Win Same Tournament in Three Consecutive Seasons

Player	Seasons	Tournament
Steve Stricker	2009 - 2011	John Deere Classic

### Last to Win Same Tournament in Four Consecutive Seasons

Player	Seasons	Tournament
Tiger Woods	2005 - 2008	Buick Invitational

### Last to Successfully Defend a Title the Week after Winning a Tournament

Player	Tournament	Tournament
Tiger Woods	2007 PGA Championship	2007 World Golf Championships-Bridgestone Invitational

### Last Back-to-Back Tournaments with Successful Title Defenses

Tournament	Player	Tournament	Player
2007 World Golf Championships-Bridgestone Invitational	Tiger Woods	2007 PGA Championship	Tiger Woods
2007 Canadian Open presented by Franklin Templeton Investments	Jim Furyk	2007 World Golf Championships-Bridgestone Invitational	Tiger Woods

### Last Wire-to-Wire Winner

Player	Tournament	Player	Tournament
Nate Lashley	2019 Rocket Mortgage Classic	Mackenzie Hughes	2017 The RSM Classic
Brooks Koepka	2019 PGA Championship	Jason Day	2016 THE PLAYERS Championship
Brandt Snedeker	2018 Wyndham Championship	Jason Day	2016 Arnold Palmer Invitational presented by MasterCard
Brice Garnett	2018 Corales Puntacana Resort & Club Championship	Jason Day	2015 BMW Championship
Marc Leishman	2017 BMW Championship	Jordan Spieth	2015 Masters Tournament
Justin Thomas	2017 Sony Open in Hawaii		

### Last Rookie Wire-to-Wire Winner

Player	Tournament
Mackenzie Hughes	2017 The RSM Classic
Tim Herron	1996 Honda Classic

### Last to Win Same Tournament, Back-to-Back, Wire-to-Wire

Player	Seasons	Tournament
Ernie Els	1996-1997	Buick Classic

### Last Back-to-Back Tournaments Won Wire-to-Wire

Tournament	Player	Tournament	Player
2014 FedEx St. Jude Classic	Ben Crane	2014 U.S. Open	Martin Kaymer

## Last Rookie to Win

Player	Tournament
Collin Morikawa	2019 Barracuda Championship
Matthew Wolff	2019 3M Open
Martin Trainer	2019 Puerto Rico Open
Adam Long	2019 Desert Classic
Cameron Champ	2019 Sanderson Farms Championship
Aaron Wise	2018 AT&T Byron Nelson
Satoshi Kodaira	2018 RBC Heritage
Austin Cook	2018 The RSM Classic

Player	Tournament
Xander Schauffele	2017 TOUR Championship
Grayson Murray	2017 Barbasol Championship
Xander Schauffele	2017 The Greenbrier Classic
Wesley Bryan	2017 RBC Heritage
Mackenzie Hughes	2017 The RSM Classic
Cody Gribble	2017 Sanderson Farms Championship
Si Woo Kim	2016 Wyndham Championship
Smylie Kaufman	2016 Shriners Hospitals for Children Open

Player	Tournament
Emiliano Grillo	2016 Frys.com Open
Nick Taylor	2015 Sanderson Farms Championship
Chesson Hadley	2014 Puerto Rico Open presented by seepuertorico.com
Jordan Spieth	2013 John Deere Classic
Derek Ernst	2013 Wells Fargo Championship
Russell Henley	2013 Sony Open in Hawaii

## Last Rookie to Win Twice in a Season

Player	Season	Tournament	Tournament
Xander Schauffele	2017	2017 The Greenbrier Classic	2017 TOUR Championship
Keegan Bradley	2011	2011 HP Byron Nelson Championship	2011 PGA Championship
Todd Hamilton	2004	2004 The Honda Classic	2004 The Open Championship

## Last Left-Handed Player to Win

Player	Tournament
Phil Mickelson	2019 AT&T Pebble Beach Pro-Am
Bubba Watson	2018 Travelers Championship
Bubba Watson	2018 World Golf Championships-Dell Technologies Match Play
Phil Mickelson	2018 World Golf Championships-Mexico Championship
Bubba Watson	2018 Genesis Open
Ted Potter, Jr.	2018 AT&T Pebble Beach Pro-Am

Player	Tournament
Brian Harman	2017 Wells Fargo Championship
Cody Gribble	2017 Sanderson Farms Championship
Greg Chalmers	2016 Barracuda Championship
Bubba Watson	2016 Northern Trust Open
Bubba Watson	2015 Travelers Championship
Bubba Watson	2015 World Golf Championships-HSBC Champions

## Last Tournament with Left-Handed Winner and Runner-up

Tournament	Winner	Runner-up
2018 AT&T Pebble Beach Pro-Am	Ted Potter, Jr.	Phil Mickelson
2011 Farmers Insurance Open	Bubba Watson	Phil Mickelson
2005 AT&T Pebble Beach National Pro-Am	Phil Mickelson	Mike Weir

## Last Amateur to Win

Player	Tournament
Phil Mickelson	1991 Northern Telecom Open
Scott Verplank	1985 Western Open

## Last Monday Qualifier to Win

Player	Tournament
Corey Connors	2019 Valero Texas Open
Arjun Atwal	2010 Wyndham Championship
Fred Wadsworth	1986 Southern Open
Kenny Knox	1986 Honda Classic
Jeff Mitchell	1980 Phoenix Open

## Last Non-Member to Win

Player	Tournament
Matthew Wolff	2019 3M Open
Satoshi Kodaira	2018 RBC Heritage
Danny Willett	2016 Masters Tournament
Darren Clarke	2011 The Open Championship

Player	Tournament
Rory McIlroy	2011 U.S. Open
Martin Kaymer	2010 PGA Championship
Louis Oosthuizen	2010 The Open Championship
Graeme McDowell	2010 U.S. Open Championship

Player	Tournament
Lee Westwood	2010 St. Jude Classic presented by Smith & Nephew
Henrik Stenson	2009 THE PLAYERS Championship

## Last Sponsor Exemption to Win

Player	Tournament
Matthew Wolff	2019 3M Open
Billy Hurley III	2016 Quicken Loans National
Padraig Harrington	2015 The Honda Classic
Lee Westwood	2010 St. Jude Classic presented by Smith & Nephew

Player	Tournament
Jason Gore	2005 84 LUMBER Classic
Adam Scott	2003 Deutsche Bank Championship
David Gossett	2001 John Deere Classic
Tiger Woods	1996 Las Vegas Invitational

Player	Tournament
Vijay Singh	1993 Buick Classic
Phil Mickelson	1991 Northern Telecom Open

## Last Alternate to Win

Player	Tournament
Nate Lashley	2019 Rocket Mortgage Classic
Vaughn Taylor	2016 AT&T Pebble Beach Pro-Am
Derek Ernst	2013 Wells Fargo Championship
Wes Short, Jr.	2005 Michelin Championship at Las Vegas

## Last Special Temporary Member to Win

Player	Tournament
Collin Morikawa	2019 Barracuda Championship
Shane Lowry	2015 World Golf Championships-Bridgestone Invitational
Jordan Spieth	2013 John Deere Classic

## Last Time Five Consecutive First-Time Winners

Season	Tournament (Winner)
2016	2016 Frys.com Open (Emiliano Grillo), 2016 Shriners Hospitals for Children Open (Smylie Kaufman), 2016 CIMB Classic (Justin Thomas), 2016 World Golf Championships-HSBC Champions (Russell Knox), 2016 Sanderson Farms Championship (Peter Malnati)
2002	2002 Michelob Championship at Kingsmill (Charles Howell III), 2002 Invensys Classic at Las Vegas (Phil Taturangi), 2002 Disney Golf Classic (Bob Burns), 2002 Buick Challenge (Jonathan Byrd), 2002 Southern Farm Bureau Classic (Luke Donald)
1985	1985 Anheuser-Busch Golf Classic (Mark Wiebe), 1985 Lite Quad Cities Open (Dan Forsman), 1985 Open Championship (Sandy Lyle), 1985 Greater Hartford Open (Phil Blackmar), 1985 Western Open (Scott Verplank)

## Last to Win in First PGA TOUR Start

Player	Tournament
Jim Benepe	1988 Beatrice Western Open

## Last to Win in First Start as Official PGA TOUR Member

Player	Tournament
Emiliano Grillo	2016 Frys.com Open
Russell Henley	2013 Sony Open in Hawaii
Henrik Stenson	2007 World Golf Championships-Accenture Match Play Championship
Garrett Willis	2001 Touchstone Energy Tucson Open

## Last to Lose a Playoff One Week and Win a Tournament the Next

Player	Playoff Loss	Tournament Won
Jordan Spieth	2015 Shell Houston Open	2015 Masters Tournament
Jimmy Walker	2015 Hyundai Tournament of Champions	2015 Sony Open in Hawaii
Kyle Stanley	2012 Farmers Insurance Open	2012 Waste Management Phoenix Open
David Toms	2011 THE PLAYERS Championship	2011 Crowne Plaza Invitational at Colonial

## Last to Win a Tournament One Week and Lose a Playoff the Next

Player	Tournament Won	Playoff Loss
Justin Thomas	2018 The Honda Classic	2018 World Golf Championships-Mexico Championship
Russell Knox	2016 World Golf Championships-HSBC Champions	2016 OHL Classic at Mayakoba

## Last to Win Same Tournament in a Playoff in Consecutive Seasons

Player	Tournament	Tournament
Hideki Matsuyama	2016 Waste Management Phoenix Open	2017 Waste Management Phoenix Open
Ernie Els	2003 Sony Open in Hawaii	2004 Sony Open in Hawaii

## Last to Win a Tournament a Season After Losing it in a Playoff

Player	Tournament
Ryuji Imada	2008 AT&T Classic
Phil Mickelson	2008 Northern Trust Open

## Last Time Three or More Consecutive Winners in Their 40s

Season	Tournament (Winner/Age)
2004	2004 Buick Championship (Woody Austin/40), 2004 Deutsche Bank Championship (Vijay Singh/41), 2004 Bell Canadian Open (Vijay Singh/41), 2004 Valero Texas Open (Bart Bryant/41), 2004 84 LUMBER Classic (Vijay Singh/41)

## Last Time Three Consecutive European Winners

Season	Tournament (Winner)
2019	2019 Arnold Palmer Invitational presented by Mastercard (Francesco Molinari), 2019 THE PLAYERS Championship (Rory McIlroy), 2019 Valspar Championship (Paul Casey), 2019 Corales Puntacana Resort & Club Championship (Graeme McDowell)
2012	2012 The Honda Classic (Rory McIlroy), 2012 World Golf Championships-Cadillac Championship (Justin Rose), 2012 Transitions Championship (Luke Donald)
2010	2010 the Memorial Tournament (Justin Rose), 2010 St. Jude Classic (Lee Westwood), 2010 U.S. Open (Graeme McDowell)

## Last to Win with Even-Par or Worse Score

Player	Tournament	RTP Score
Brooks Koepka	2018 U.S. Open	1-over
Justin Rose	2013 U.S. Open	1-over
Webb Simpson	2012 U.S. Open	1-over
Graeme McDowell	2010 U.S. Open Championship	Even

## Last to Win with Even-Par or Worse Score (Non-Major)

Player	Tournament	RTP Score
Billy Mayfair	1995 THE TOUR Championship	Even
Greg Norman	1990 Memorial Tournament	Even
Bruce Lietzke	1981 Byron Nelson Golf Classic	1-over

## Last to Win Without a Birdie in the Final Round

Player	Tournament
Ben Crane	2014 FedEx St. Jude Classic
Justin Leonard	2005 FedEx St. Jude Classic

## Last to Win with Over-Par Scores in Each of the Last Two Rounds

Player	Tournament	Scores
Geoff Ogilvy	2006 U.S. Open Championship	72-72

### Last to Play 72 Holes without a Bogey and Win

Player	Player	Tournament	Notes
J.T. Poston		2019 Wyndham Championship	
Jonas Blixt	Cameron Smith	2017 Zurich Classic of New Orleans	Two-man team event using Foursomes/Four-ball format.
Lee Trevino		1974 Greater New Orleans Open	

### Last to Play 72 Holes without a Bogey and Not Win

Player	Tournament	Finish Position
Scott Piercy	2019 AT&T Byron Nelson	T2
Charles Howell III	2010 The Greenbrier Classic	T9

### Last to Win 54-Hole Tournament without a Bogey

Player	Tournament
Brian Stuard	2016 Zurich Classic of New Orleans

### Last to Record a Score of 80 or Higher and go on to Win

Player	Tournament	Round	Score
Kenny Knox	1986 Honda Classic	3	80

### Last to Win after Holing Final Shot from off the Green

Player	Tournament	Notes
Matthew Wolff	2019 3M Open	Putted in from off the green for eagle-3 to win by one stroke
Dustin Johnson	2018 FedEx St. Jude Classic	Holed approach shot on No. 18 for eagle-2 to win by six strokes
Jordan Spieth	2017 Travelers Championship	Holed bunker shot on No. 18 for birdie-3 to win on first playoff hole
Jon Rahm	2017 Farmers Insurance Open	Putted in from off the green for eagle-3 to win by three strokes
J.J. Henry	2015 Barracuda Championship	Putted in from off the green for eagle-3 to win on second playoff hole
Bubba Watson	2015 World Golf Championships-HSBC Champions	Chipped in from bunker for eagle-3 to force playoff then won in playoff
Matt Jones	2014 Shell Houston Open	Chipped in for birdie-3 to win on first playoff hole
Jordan Spieth	2013 John Deere Classic	Holed bunker shot on No. 18 for birdie-3 to force a playoff then won in playoff

### Last to Win by Playing Final Two Holes in 3-under or Better

Player	Tournament	Notes
Jon Rahm	2017 Farmers Insurance Open	Birdie and eagle to win by three in regulation
Ted Potter, Jr.	2012 The Greenbrier Classic	Eagle and birdie and then won in playoff
Charley Hoffman	2007 Bob Hope Chrysler Classic	Birdie and eagle and then won in playoff

### Last to Win by Playing Final Four Holes in 5-under

Player	Tournament	Notes
Rickie Fowler	2015 THE PLAYERS Championship	Birdie, eagle, birdie, birdie, then won in playoff

### Last to Win when Teeing off No. 10 in Final Round

Player	Tournament
Derek Lamely	2010 Puerto Rico Open presented by Banco Popular

### Last to Make the Cut on the Number and go on to Win

Player	Tournament
Brandt Snedeker	2016 Farmers Insurance Open
Carl Pettersson	2010 RBC Canadian Open
Rory McIlroy	2010 Quail Hollow Championship

### Last to Win with Wife as Caddie

Player	Tournament	Caddie
Patrick Reed	2013 Wyndham Championship	Justine Reed
Steve Stricker	1996 Motorola Western Open	Nicki Stricker

### Last to Win with Sister as Caddie

Player	Tournament	Caddie
John Huston	1998 United Airlines Hawaiian Open	Julie Jones

### Last to Win with Brother as Caddie

Player	Tournament	Caddie
Dustin Johnson	2019 World Golf Championships-Mexico Championship	Austin Johnson
Phil Mickelson	2019 AT&T Pebble Beach Pro-Am	Tim Mickelson
Dustin Johnson	2018 RBC Canadian Open	Austin Johnson
Dustin Johnson	2018 FedEx St. Jude Classic	Austin Johnson
Phil Mickelson	2018 World Golf Championships-Mexico Championship	Tim Mickelson
Dustin Johnson	2018 Sentry Tournament of Champions	Austin Johnson

### Last to Win with Father as Caddie

Player	Tournament	Caddie
Heath Slocum	2005 Southern Farm Bureau Classic	Jack Slocum

### Last to be in Last Place after First Round and Finish in Top 10

Player	Tournament
Brendon de Jonge	2014 Wells Fargo Championship

# Major Championships

## Wins

### All-Time Wins (Majors)

Wins	Player	Wins	Player	Wins	Player	Wins	Player	Wins	Player
18	Jack Nicklaus	3	Hale Irwin	2	Horton Smith	1	Steve Elkington	1	Paul Lawrie
15	Tiger Woods		Cary Middlecoff		Dave Stockton		Charles Evans		Tom Lehman
11	Walter Hagen		Larry Nelson		Curtis Strange		Johnny Farrell		Tony Lema
9	Ben Hogan		Nick Price		Bubba Watson		Max Faulkner		Justin Leonard
	Gary Player		Denny Shute		Craig Wood		Willie Fernie		Lawson Little
8	Tom Watson		Vijay Singh		Fuzzy Zoeller		Jim Ferrier		Gene Littler
7	Bobby Jones		Jordan Spieth	1	Tommy Aaron		Dow Finsterwald		Joe Lloyd
	Arnold Palmer		Payne Stewart		George Archer		Jack Fleck		Shane Lowry
	Gene Sarazen	2	Ángel Cabrera		William Auchterlonie		James Foulis		Willie MacFarlane
	Sam Snead		Ben Crenshaw		Laurie Auchterlonie		Ed Furgol		John Mahaffey
	Harry Vardon		John Daly		Paul Azinger		Jim Furyk		Tony Manero
6	Nick Faldo		Leo Diegel		Ian Baker-Finch		Sergio Garcia		Lloyd Mangrum
	Lee Trevino		Olin Dutra		John Ball		Al Geiberger		Dave Marr
5	Seve Ballesteros		Doug Ford		Jerry Barber		Victor Ghezzi		Arnaud Massy
	James Braid		Retief Goosen		Rich Beem		Lucas Glover		Dick Mayer
	Phil Mickelson		David Graham		Tommy Bolt		Bob Goalby		Graeme McDowell
	Byron Nelson		Hubert Green		Keegan Bradley		John Goodman		Fred McLeod
	J. Taylor		Harold Hilton		Jack Brewer		Wayne Grady		Shaun Micheel
	Peter Thomson		Jock Hutchison		Mark Brooks		Lou Graham		Larry Mize
4	Willie Anderson		Tony Jacklin		David Brown		Bob Hamilton		Francesco Molinari
	James Barnes		Lee Janzen		Billy Burke		Todd Hamilton		Orville Moody
	Ernie Els		Zach Johnson		Walter Burkemo		Chick Harbert		Kel Nagle
	Raymond Floyd		Willie Park Jr.		Jack Burns		Claude Harmon		Bobby Nichols
	Brooks Koepka		Jack Burke, Jr.		Dick Burton		Chandler Harper		Geoff Ogilvy
	Bobby Locke		Martin Kaymer		Mark Calcavecchia		Arthur Havers		Louis Oosthuizen
	Rory McIlroy		Bernhard Langer		Michael Campbell		Jay Hebert		Francis Ouimet
	Tom Morris, Sr.		Sandy Lyle		Bob Charles		Lionel Hebert		Alfred Padgham
	Tom Morris, Jr.		Bob Martin		Stewart Cink		Fred Herd		Mungo Park
	Willie Park		John McDermott		Darren Clarke		Alex Herd		Sam Parks
3	Jamie Anderson		Johnny Miller		Charles Coody		Davis Love III		Jerry Pate
	Tommy Armour		Greg Norman		Fred Couples		Trevor Immelman		Corey Pavin
	Julius Boros		Andy North		Tom Creavy		Don January		Alfred Perry
	Billy Casper		Mark O'Meara		Ben Curtis		Dustin Johnson		Horace Rawlins
	Henry Cotton		José María Olazábal		Fred Daly		Steve Jones		Patrick Reed
	Jimmy Demaret		Henry Picard		Jason Day		Herman Keiser		Johnny Revolta
	Robert Ferguson		Edward (TED) Ray		Jason Dufner		Tom Kidd		Bill Rogers
	Ralph Guldahl		Paul Runyan		George Duncan		Hugh Kirkaldy		Bob Rosburg
	Padraig Harrington		Alex Smith		David Duval		Tom Kite		Justin Rose

### Grand Slam Winners

Player	Tournaments	Age
Tiger Woods	1997 Masters Tournament, 1999 PGA Championship, 2000 U.S. Open Championship, 2000 The Open Championship	24 years, 6 months, 24 days
Jack Nicklaus	1962 U.S. Open Championship, 1963 Masters Tournament, 1963 PGA Championship, 1966 The Open Championship	26 years, 5 months, 18 days
Gary Player	1959 The Open Championship, 1961 Masters Tournament, 1962 PGA Championship, 1965 U.S. Open Championship	29 years, 7 months, 19 days
Ben Hogan	1946 PGA Championship, 1948 U.S. Open Championship, 1951 Masters Tournament, 1953 The Open Championship	40 years, 10 months, 27 days
Gene Sarazen	1922 U.S. Open Championship, 1922 PGA Championship, 1923 PGA Championship, 1932 The Open Championship	30 years, 3 months, 29 days

### Longest Time Between First and Second Major Wins

Years	Player	Tournament 1	Tournament 2
11 years	Ben Crenshaw	1984 Masters Tournament	1995 Masters Tournament
11 years	Julius Boros	1952 U.S. Open Championship	1963 U.S. Open Championship

## Age

### Youngest Major Winners (since 1900)

Age	Player	Tournament
19 years, 10 months, 12 days	John McDermott	1911 U.S. Open
20 years, 4 months, 11 days	Francis Ouimet	1913 U.S. Open
20 years, 4 months, 18 days	Gene Sarazen	1922 U.S. Open
20 years, 5 months, 23 days	Gene Sarazen	1922 PGA Championship
20 years, 7 months, 11 days	Tom Creavy	1931 PGA Championship
20 years, 11 months, 21 days	John McDermott	1912 U.S. Open
21 years, 3 months, 14 days	Tiger Woods	1997 Masters Tournament
21 years, 3 months, 28 days	Bobby Jones	1923 U.S. Open

Age	Player	Tournament
21 years, 7 months, 2 days	Gene Sarazen	1923 PGA Championship
21 years, 7 months, 25 days	Willie Anderson	1901 U.S. Open
21 years, 8 months	Walter Hagen	1914 U.S. Open
21 years, 8 months, 16 days	Jordan Spieth	2015 Masters Tournament
21 years, 10 months, 25 days	Jordan Spieth	2015 U.S. Open
22 years, 1 month, 15 days	Rory McIlroy	2011 U.S. Open
22 years, 3 months, 12 days	Seve Ballesteros	1979 The Open Championship

### Youngest to Win Three Majors (since 1934)

Age	Player
23 years, 6 months, 1 day	Jack Nicklaus
23 years, 11 months, 26 days	Jordan Spieth
24 years, 5 months, 19 days	Tiger Woods

### Youngest to Play in Masters Tournament

Age	Player	Tournament	Finish Position
14 years, 5 months, 17 days	Guan Tian Liang	2013 Masters Tournament	58

### Youngest to Play in PGA Championship

Age	Player	Tournament	Finish Position
17 years, 10 months, 27 days	Ryo Ishikawa	2009 PGA Championship	T56

### Youngest to Play in U.S. Open

Age	Player	Tournament	Finish Position
14 years, 6 months	Andy Zhang	2012 U.S. Open	Missed Cut

### Youngest to Play in The Open Championship

Age	Player	Tournament	Finish Position
14 years, 4 months, 25 days	Tom Morris, Jr.	1865 The Open Championship	Missed Cut

### Oldest Major Winners

Age	Player	Tournament
48 years, 4 months, 18 days	Julius Boros	1968 PGA Championship
46 years, 3 months, 10 days	Tom Morris, Sr.	1867 The Open Championship
46 years, 2 months, 23 days	Jack Nicklaus	1986 Masters Tournament
45 years, 3 months, 6 days	Jerry Barber	1961 PGA Championship
45 years, 15 days	Hale Irwin	1990 U.S. Open Championship
44 years, 8 months, 18 days	Lee Trevino	1984 PGA Championship
44 years, 3 months, 1 day	Roberto De Vicenzo	1967 The Open Championship
44 years, 1 month, 10 days	Harry Vardon	1914 The Open Championship
43 years, 9 months, 11 days	Raymond Floyd	1986 U.S. Open Championship
43 years, 4 months, 16 days	Ted Ray	1920 U.S. Open Championship

### Oldest First-Time Major Winners (since 1960)

Age	Player	Tournament
45 years, 3 months, 6 days	Jerry Barber	1961 PGA Championship
44 years, 3 months, 1 day	Roberto De Vicenzo	1967 The Open Championship

### Oldest to Make Cut in a Major

Age	Player	Tournament	Finish Position
67 years, 2 months, 9 days	Sam Snead	1979 PGA Championship	T42

### Oldest to Finish in Top 10 in a Major

Age	Player	Tournament	Finish Position
62 years, 2 months, 15 days	Sam Snead	1974 PGA Championship	T3

## The Last Time

### Last to Win Consecutive Tournaments (including a Major)

Player	Tournament	Tournament
Rory McIlroy	2014 World Golf Championships-Bridgestone Invitational	2014 PGA Championship
Tiger Woods	2007 World Golf Championships-Bridgestone Invitational	2007 PGA Championship
Tiger Woods	2006 PGA Championship	2006 World Golf Championships-Bridgestone Invitational
Phil Mickelson	2006 BellSouth Classic	2006 Masters Tournament
Tiger Woods	2000 PGA Championship	2000 World Golf Championships-NEC Invitational
Vijay Singh	1998 PGA Championship	1998 Sprint International
Ernie Els	1997 U.S. Open Championship	1997 Buick Classic
Hale Irwin	1990 U.S. Open Championship	1990 Buick Classic
Sandy Lyle	1988 KMart Greater Greensboro Open	1988 Masters Tournament
Bernhard Langer	1985 Masters Tournament	1985 Sea Pines Heritage
John Mahaffey	1978 PGA Championship	1978 American Optical Classic
Jack Nicklaus	1978 The Open Championship	1978 IVB-Philadelphia Golf Classic
Gary Player	1978 Masters Tournament	1978 MONY Tournament of Champions
Lee Trevino	1971 Canadian Open	1971 The Open Championship
Billy Casper	1966 U.S. Open Championship	1966 Western Open
Art Wall	1959 Azalea Open Invitational	1959 Masters Tournament
Jimmy Demaret	1950 Masters Tournament	1950 North Fulton Open
Cary Middlecoff	1949 U.S. Open Championship	1949 Motor City Open
Sam Snead	1949 Greater Greensboro Open	1949 Masters Tournament
Ben Hogan	1946 PGA Championship	1946 Golden State Open
Ben Hogan	1946 Winnipeg Open	1946 PGA Championship
Byron Nelson	1945 Chicago Victory National Open	1945 PGA Championship
Henry Picard	1939 Scranton Open	1939 PGA Championship
Ralph Guldahl	1939 Greater Greensboro Open	1939 Masters Tournament
Ralph Guldahl	1938 U.S. Open Championship	1938 Western Open

### Last to Win Multiple Majors in the Same Season

Player	Tournament	Tournament
Brooks Koepka	2018 U.S. Open	2018 PGA Championship
Jordan Spieth	2015 Masters Tournament	2015 U.S. Open
Rory McIlroy	2014 The Open Championship	2014 PGA Championship

### Last to Successfully Defend Title at a Major

Player	Tournament
Brooks Koepka	2019 PGA Championship
Brooks Koepka	2018 U.S. Open
Padraig Harrington	2008 The Open Championship

### Last to Win Consecutive Majors

Player	Tournament	Tournament
Jordan Spieth	2015 Masters Tournament	2015 U.S. Open
Rory McIlroy	2014 The Open Championship	2014 PGA Championship
Padraig Harrington	2008 The Open Championship	2008 PGA Championship

### Last to Win Three Consecutive Majors

Player	Tournament	Tournament	Tournament
Tiger Woods	2000 U.S. Open Championship	2000 PGA Championship	2001 Masters Tournament

### Last to Win Four Consecutive Majors

Player	Tournament	Tournament	Tournament	Tournament
Tiger Woods	2000 U.S. Open Championship	2000 The Open Championship	2000 PGA Championship	2001 Masters Tournament

### Last to Earn First PGA TOUR Win at a Major

Player	Tournament
Danny Willett	2016 Masters Tournament
Charl Schwartzel	2011 Masters Tournament
Martin Kaymer	2010 PGA Championship
Louis Oosthuizen	2010 The Open Championship
Graeme McDowell	2010 U.S. Open Championship

# Playoffs

## Playoff Records

### Longest Sudden-Death Playoff

Holes	Tournament	Result
11	1949 Motor City Open	Lloyd Mangrum and Cary Middlecoff were declared co-winners by mutual agreement due to darkness
8	2012 Mayakoba Golf Classic	John Huh defeated Robert Allenby
	1983 Phoenix Open	Bob Gilder defeated Rex Caldwell, Johnny Miller and Mark O'Meara
	1981 Quad Cities Open	Dave Barr defeated Woody Blackburn, Frank Conner, Dan Halldorson and Victor Regalado
	1978 Greater Milwaukee Open	Lee Elder defeated Lee Trevino
	1965 Azalea Open Invitational	Dick Hart defeated Phil Rodgers

### Most Players in Sudden-Death Playoff

Players	Tournament	Winner	Defeated Players
6	2001 Nissan Open	Robert Allenby	Brandel Chamblee, Dennis Paulson, Jeff Sluman, Bob Tway, Toshimitsu Izawa
	1994 GTE Byron Nelson Golf Classic	Neal Lancaster	Tom Byrum, David Edwards, Yoshinori Mizumaki, David Ogren, Mark Carnevale
5	2017 The RSM Classic	Mackenzie Hughes	Camilo Villegas, Billy Horschel, Henrik Norlander, Blayne Barber
	2015 Puerto Rico Open	Alex Cejka	Tim Petrovic, Sam Saunders, Emiliano Grillo, Jon Curran
	2005 BellSouth Classic	Phil Mickelson	José María Olazábal, Brandt Jobe, Arjun Atwal, Rich Beem
	1996 Buick Challenge	Michael Bradley	Fred Funk, Davis Love III, Len Mattiace, John Maginnes
	1993 Buick Southern Open	John Inman	Billy Andrade, Mark Brooks, Brad Bryant, Bob Estes
	1992 Bob Hope Chrysler Classic	John Cook	Rick Fehr, Tom Kite, Mark O'Meara, Gene Sauers
	1983 Kemper Open	Fred Couples	T.C. Chen, Barry Jaeckel, Gil Morgan, Scott Simpson
	1981 Bing Crosby National Pro-Am	John Cook	Bobby Clampett, Ben Crenshaw, Hale Irwin, Barney Thompson
	1981 Quad Cities Open	Dave Barr	Woody Blackburn, Frank Conner, Dan Halldorson, Victor Regalado
	1948 Tacoma Open Invitational	Ed Oliver	Fred Haas, Cary Middlecoff, Charles Congdon, Victor Ghezzi

### Most Playoff Appearances in a Season

Playoffs	Player	Season	Playoffs
4	Arnold Palmer	1963	Thunderbird Classic Invitational (won), U.S. Open (lost), Cleveland Open Invitational (won) and Western Open (won)
	Jack Burke, Jr.	1952	Los Angeles Open (lost), Baton Rouge Open (won), Kansas City Open (lost), and Miami Open (won)
3	Justin Thomas	2018	THE CJ CUP @ NINE BRIDGES (won), The Honda Classic (won) and World Golf Championships-Mexico Championship (lost)
	Kevin Kisner	2015	RBC Heritage (lost), THE PLAYERS Championship (lost) and The Greenbrier Classic (lost)
	Webb Simpson	2011	Zurich Classic of New Orleans (lost), Deutsche Bank Championship (won) and McGladrey Classic (lost)
	Bill Haas	2011	Bob Hope Classic (lost), Greenbrier Classic (lost) and TOUR Championship by Coca-Cola (won)
	Horton Smith	1937	St. Petersburg Open (lost), Western Open (lost) and Hollywood Hotel Open (lost)

### Most Playoffs in a Season

Playoffs	Season
18	2011
17	2015

Playoffs	Season
16	1991
	1988

### Individual Playoff Records

Player (Record)	Tournament (result), Opponent(s)
Brad Adamonis (0-1)	2008 John Deere Classic (Lost), Kenny Perry
Steve Allan (0-1)	2004 Reno-Tahoe Open (Lost), Vaughn Taylor
Robert Allenby (3-2)	2012 Mayakoba Golf Classic (Lost), John Huh 2008 Stanford St. Jude Championship (Lost), Justin Leonard 2001 Nissan Open (Won), Jeff Sluman, Brandel Chamblee, Bob Tway, Dennis Paulson, Toshimitsu Izawa 2000 Shell Houston Open (Won), Craig Stadler 2000 Advil Western Open (Won), Nick Price
Stephen Ames (1-0)	2009 Children's Miracle Network Classic (Won), George McNeill, Justin Leonard
Byeong Hun An (0-2)	2018 the Memorial Tournament presented by Nationwide (Lost), Bryson DeChambeau 2016 Zurich Classic of New Orleans (Lost), Brian Stuard
Billy Andrade (2-1)	1998 Bell Canadian Open (Won), Bob Friend 1993 Buick Southern Open (Lost), John Inman 1991 Kemper Open (Won), Jeff Sluman
Stuart Appleby (2-1)	2006 Mercedes Championships (Won), Vijay Singh 2003 Las Vegas Invitational (Won), Scott McCarron 2002 The Open Championship (Lost), Ernie Els
Tommy Armour III (0-1)	1999 Touchstone Energy Tucson Open (Lost), Gabriel Hjertstedt
Arjun Atwal (0-1)	2005 BellSouth Classic (Lost), Phil Mickelson
Woody Austin (3-1)	2013 Sanderson Farms Championship (Won), Cameron Beckman, Daniel Summerhays 2004 Buick Championship (Won), Tim Herron 2003 MCI Heritage (Lost), Davis Love III 1995 Buick Open (Won), Mike Brisky
Paul Azinger (1-2)	1993 PGA Championship (Won), Greg Norman 1990 Doral-Ryder Open (Lost), Greg Norman 1989 Bob Hope Chrysler Classic (Lost), Steve Jones
Aaron Baddeley (1-1)	2016 Barbasol Championship (Won), Si Woo Kim 2003 Sony Open in Hawaii (Lost), Ernie Els
Sangmoon Bae (0-1)	2012 Transitions Championship (Lost), Luke Donald
Briny Baird (0-1)	2011 Frys.com Open (Lost), Bryce Molder
Ian Baker-Finch (0-1)	1991 New England Classic (Lost), Bruce Fleisher
Seve Ballesteros (1-2)	1988 Manufacturers Hanover Westchester Classic (Won), Ken Green, Greg Norman, David Frost 1987 Masters Tournament (Lost), Larry Mize 1987 Manufacturers Hanover Westchester Classic (Lost), J.C. Snead
Blayne Barber (0-1)	2017 The RSM Classic (Lost), Mackenzie Hughes
Dave Barr (0-2)	1988 Canon Sammy Davis Jr.-Greater Hartford Open (Lost), Mark Brooks 1986 Greater Milwaukee Open (Lost), Corey Pavin
Andy Bean (1-2)	1986 Doral-Eastern Open (Won), Hubert Green 1984 Honda Classic (Lost), Bruce Lietzke 1984 Memorial Tournament (Lost), Jack Nicklaus
Chip Beck (0-2)	1991 Buick Open (Lost), Brad Faxon 1988 Walt Disney World/Oldsmobile Classic (Lost), Bob Lohr
Cameron Beckman (1-1)	2013 Sanderson Farms Championship (Lost), Woody Austin 2008 Frys.com Open (Won), Kevin Sutherland
Rich Beem (0-1)	2005 BellSouth Classic (Lost), Phil Mickelson
Notah Begay III (1-0)	1999 Michelob Championship at Kingsmill (Won), Tom Byrum
Charlie Beljan (0-1)	2013 Northern Trust Open (Lost), John Merrick
David Berganio, Jr. (0-1)	2002 Bob Hope Chrysler Classic (Lost), Phil Mickelson
Daniel Berger (0-2)	2017 Travelers Championship (Lost), Jordan Spieth 2015 The Honda Classic (Lost), Padraig Harrington
Ronnie Black (1-1)	1989 Manufacturers Hanover Westchester Classic (Lost), Wayne Grady 1983 Southern Open (Won), Sam Torrance
Woody Blackburn (1-0)	1985 Isuzu-Andy Williams San Diego Open (Won), Ron Streck
Phil Blackmar (3-0)	1997 Shell Houston Open (Won), Kevin Sutherland 1988 Provident Classic (Won), Payne Stewart 1985 Canon Sammy Davis Jr.-Greater Hartford Open (Won), Dan Pohl, Jodie Mudd
Kris Blanks (0-1)	2011 RBC Canadian Open (Lost), Sean O'Hair

## 2019-20 PGA TOUR MEDIA GUIDE | Section 5: All-Time Records

Player(Record)	Tournament(result), Opponent(s)
Jason Bohn (0-2)	2016 OHL Classic at Mayakoba (Lost), Graeme McDowell 2009 Wyndham Championship (Lost), Ryan Moore
Jim Booros (1-0)	1989 Deposit Guaranty Golf Classic (Won), Mike Donald
Michael Bradley (2-0)	2011 Puerto Rico Open presented by seepuertorico.com (Won), Troy Matteson 1996 Buick Challenge (Won), Len Mattiace, Davis Love III, Fred Funk, John Maginnes
Keegan Bradley (3-1)	2018 BMW Championship (Won), Justin Rose 2012 Northern Trust Open (Lost), Bill Haas 2011 HP Byron Nelson Championship (Won), Ryan Palmer 2011 PGA Championship (Won), Jason Dufner
Mike Brisky (0-2)	1999 John Deere Classic (Lost), J.L. Lewis 1995 Buick Open (Lost), Woody Austin
Mark Brooks (4-3)	2001 U.S. Open Championship (Lost), Retief Goosen 1996 Shell Houston Open (Won), Jeff Maggert 1996 PGA Championship (Won), Kenny Perry 1993 Buick Southern Open (Lost), John Inman 1991 KMart Greater Greensboro Open (Won), Gene Sauers 1988 Canon Sammy Davis Jr.-Greater Hartford Open (Won), Joey Sindelar, Dave Barr 1988 Gatlin Brothers-Southwest Golf Classic (Lost), Tom Purtzer
BillyRay Brown (2-0)	1992 GTE Byron Nelson Golf Classic (Won), Bruce Lietzke, Raymond Floyd, Ben Crenshaw 1991 Canon Greater Hartford Open (Won), Rick Fehr, Corey Pavin
Olin Browne (1-0)	1998 Canon Greater Hartford Open (Won), Larry Mize, Stewart Cink
Brad Bryant (0-1)	1993 Buick Southern Open (Lost), John Inman
George Burns (0-2)	1985 Manufacturers Hanover Westchester Classic (Lost), Roger Maltbie 1984 Bay Hill Classic (Lost), Gary Koch
Jonathan Byrd (2-1)	2011 Hyundai Tournament of Champions (Won), Robert Garrigus 2011 Wells Fargo Championship (Lost), Lucas Glover 2010 Justin Timberlake Shriners Hospitals for Children Open (Won), Martin Laird, Cameron Percy
Tom Byrum (0-2)	1999 Michelob Championship at Kingsmill (Lost), Notah Begay III 1994 GTE Byron Nelson Golf Classic (Lost), Neal Lancaster
Ángel Cabrera (1-1)	2013 Masters Tournament (Lost), Adam Scott 2009 Masters Tournament (Won), Kenny Perry, Chad Campbell
George Cadle (0-1)	1983 Greater Milwaukee Open (Lost), Morris Hatalsky
Mark Calavecchia (0-4)	2005 Chrysler Classic of Tucson (Lost), Geoff Ogilvy 1993 Greater Milwaukee Open (Lost), Billy Mayfair 1990 Doral-Ryder Open (Lost), Greg Norman 1987 Byron Nelson Golf Classic (Lost), Fred Couples
Rex Caldwell (0-2)	1983 Bob Hope Desert Classic (Lost), Keith Fergus 1983 Phoenix Open (Lost), Bob Gilder
Chad Campbell (0-3)	2009 Masters Tournament (Lost), Ángel Cabrera 2009 Justin Timberlake Shriners Hospitals for Children Open (Lost), Martin Laird 2005 Nissan Open (Lost), Adam Scott
Patrick Cantlay (1-0)	2018 Shriners Hospitals for Children Open (Won), Whee Kim, Alex Cejka
Mark Carnevale (0-1)	1994 GTE Byron Nelson Golf Classic (Lost), Neal Lancaster
Paul Casey (1-2)	2015 Northern Trust Open (Lost), James Hahn 2015 Travelers Championship (Lost), Bubba Watson 2009 Shell Houston Open (Won), J.B. Holmes
Roberto Castro (0-1)	2016 Wells Fargo Championship (Lost), James Hahn
Alex Cejka (1-1)	2018 Shriners Hospitals for Children Open (Lost), Patrick Cantlay 2015 Puerto Rico Open (Won), Emiliano Grillo, Sam Saunders, Tim Petrovic, Jon Curran
Brandel Chamblee (0-2)	2001 Nissan Open (Lost), Robert Allenby 1996 BellSouth Classic (Lost), Paul Stankowski
Kevin Chappell (0-1)	2016 TOUR Championship (Lost), Rory McIlroy
T.C. Chen (1-1)	1987 Los Angeles Open Presented by Nissan (Won), Ben Crenshaw 1983 Kemper Open (Lost), Fred Couples
K.J. Choi (1-0)	2011 THE PLAYERS Championship (Won), David Toms
Daniel Chopra (1-0)	2008 Mercedes-Benz Championship (Won), Steve Stricker
Stewart Cink (2-2)	2009 The Open Championship (Won), Tom Watson 2006 World Golf Championships-Bridgestone Invitational (Lost), Tiger Woods 2004 MCI Heritage (Won), Ted Purdy 1998 Canon Greater Hartford Open (Lost), Olin Browne
Tim Clark (0-2)	2015 World Golf Championships-HSBC Champions (Lost), Bubba Watson 2009 Crowne Plaza Invitational at Colonial (Lost), Steve Stricker
Michael Clark II (1-0)	2000 John Deere Classic (Won), Kirk Triplett
José Coceres (1-2)	2007 Mayakoba Golf Classic at Riviera Maya-Cancun (Lost), Fred Funk 2007 The Honda Classic (Lost), Mark Wilson 2001 WORLDCOM CLASSIC-The Heritage of Golf (Won), Billy Mayfair
Russ Cochran (0-2)	1991 Deposit Guaranty Golf Classic (Lost), Larry Silveira 1991 THE TOUR Championship (Lost), Craig Stadler
Jim Colbert (1-0)	1983 Colonial National Invitation (Won), Fuzzy Zoeller
John Cook (2-3)	1992 Bob Hope Chrysler Classic (Won), Mark O'Meara, Tom Kite, Rick Fehr, Gene Sauers 1990 Federal Express St. Jude Classic (Lost), Tom Kite 1990 Las Vegas Invitational (Lost), Bob Tway 1986 Bob Hope Chrysler Classic (Lost), Donnie Hammond 1983 Canadian Open (Won), Johnny Miller
Fred Couples (5-4)	1998 Bob Hope Chrysler Classic (Won), Bruce Lietzke 1994 Mercedes Championships (Lost), Phil Mickelson 1993 Honda Classic (Won), Robert Gamez 1992 Nissan Los Angeles Open (Won), Davis Love III 1992 Honda Classic (Lost), Corey Pavin 1988 Phoenix Open (Lost), Sandy Lyle 1987 Byron Nelson Golf Classic (Won), Mark Calavecchia 1986 Western Open (Lost), Tom Kite 1983 Kemper Open (Won), Scott Simpson, Gil Morgan, Barry Jaecel, T.C. Chen
Ben Crane (1-0)	2011 The McGladrey Classic (Won), Webb Simpson
Ben Crenshaw (0-3)	1992 GTE Byron Nelson Golf Classic (Lost), Billy Ray Brown 1989 NEC World Series of Golf (Lost), David Frost 1987 Los Angeles Open Presented by Nissan (Lost), T.C. Chen
Jon Curran (0-2)	2016 the Memorial Tournament presented by Nationwide (Lost), William McGirt 2015 Puerto Rico Open (Lost), Alex Cejka
John Daly (2-2)	2005 Shell Houston Open (Lost), Vijay Singh 2005 World Golf Championships-American Express Championship (Lost), Tiger Woods 2004 Buick Invitational (Won), Chris Riley, Luke Donald 1995 The Open Championship (Won), Costantino Rocca
Robert Damron (1-1)	2004 EDS Byron Nelson Championship (Lost), Sergio Garcia 2001 Verizon Byron Nelson Classic (Won), Scott Verplank
Brian Davis (0-1)	2010 Verizon Heritage (Lost), Jim Furyk
Glen Day (1-0)	1999 MCI Classic (Won), Jeff Sluman, Payne Stewart
Jason Day (2-1)	2018 Farmers Insurance Open (Won), Alex Noren, Ryan Palmer 2017 AT&T Byron Nelson (Lost), Billy Horschel 2015 Farmers Insurance Open (Won), Scott Stallings, J.B. Holmes, Harris English
Brendon de Jonge (0-1)	2015 The McGladrey Classic (Lost), Robert Streb
Bryson DeChambeau (1-0)	2018 the Memorial Tournament presented by Nationwide (Won), Byeong Hun An, Kyle Stanley
Chris DiMarco (1-2)	2005 Masters Tournament (Lost), Tiger Woods 2004 PGA Championship (Lost), Vijay Singh 2001 Buick Challenge (Won), David Duval
Trevor Dodds (1-0)	1998 Greater Greensboro Chrysler Classic (Won), Scott Verplank
Mike Donald (1-2)	1990 U.S. Open Championship (Lost), Hale Irwin 1989 Deposit Guaranty Golf Classic (Lost), Jim Booros 1989 Anheuser-Busch Golf Classic (Won), Hal Sutton, Tim Simpson
Luke Donald (1-2)	2012 Transitions Championship (Won), Sangmoon Bae, Jim Furyk, Robert Garrigus 2011 The Heritage (Lost), Brandt Snedeker 2004 Buick Invitational (Lost), John Daly
Ed Dougherty (0-1)	1990 Greater Milwaukee Open (Lost), Jim Gallagher, Jr.
James Driscoll (0-2)	2009 Valero Texas Open (Lost), Zach Johnson 2005 Zurich Classic of New Orleans (Lost), Tim Petrovic
Jason Dufner (2-3)	2016 CareerBuilder Challenge in partnership with the Clinton Foundation (Won), David Lingmerth 2014 Crowne Plaza Invitational at Colonial (Lost), Adam Scott 2012 Zurich Classic of New Orleans (Won), Ernie Els 2011 Waste Management Phoenix Open (Lost), Mark Wilson 2011 PGA Championship (Lost), Keegan Bradley
Ken Duke (1-0)	2013 Travelers Championship (Won), Chris Stroud
Joe Durant (0-1)	2006 Southern Farm Bureau Classic (Lost), D.J. Trahan
David Duval (2-2)	2001 Buick Challenge (Lost), Chris DiMarco 2000 Buick Classic (Lost), Dennis Paulson 1997 Michelob Championship at Kingsmill (Won), Grant Waite, Duffy Waldorf 1997 Walt Disney World/Oldsmobile Classic (Won), Dan Forsman
Bob Eastwood (1-0)	1985 Byron Nelson Golf Classic (Won), Payne Stewart
Danny Edwards (1-0)	1983 Miller High Life QCO (Won), Morris Hatalsky
David Edwards (1-1)	1994 GTE Byron Nelson Golf Classic (Lost), Neal Lancaster 1992 Memorial Tournament (Won), Rick Fehr
Steve Elkington (4-4)	2002 The Open Championship (Lost), Ernie Els 1998 Buick Challenge (Won), Fred Funk 1995 Mercedes Championships (Won), Bruce Lietzke 1995 PGA Championship (Won), Colin Montgomerie 1993 KMart Greater Greensboro Open (Lost), Rocco Mediate 1992 Infiniti Tournament of Champions (Won), Brad Faxon 1992 Buick Open (Lost), Dan Forsman 1992 H.E.B. Texas Open (Lost), Nick Price
Ernie Els (4-4)	2012 Zurich Classic of New Orleans (Lost), Jason Dufner 2004 Sony Open in Hawaii (Won), Harrison Frazar 2004 The Open Championship (Lost), Todd Hamilton 2003 Sony Open in Hawaii (Won), Aaron Baddeley 2002 The Open Championship (Won), Steve Elkington, Stuart Appleby, Thomas Levet 2001 THE TOUR Championship (Lost), Mike Weir 2000 Mercedes Championships (Lost), Tiger Woods 1994 U.S. Open Championship (Won), Colin Montgomerie, Loren Roberts
Harris English (0-1)	2015 Farmers Insurance Open (Lost), Jason Day
Derek Ernst (1-0)	2013 Wells Fargo Championship (Won), David Lynn
Bob Estes (0-4)	2011 The Greenbrier Classic (Lost), Scott Stallings 2003 HP Classic of New Orleans (Lost), Steve Flesch 1993 Buick Southern Open (Lost), John Inman 1989 B.C. Open (Lost), Mike Hulbert
Nick Faldo (2-1)	1990 Masters Tournament (Won), Raymond Floyd 1989 Masters Tournament (Won), Scott Hoch 1988 U.S. Open Championship (Lost), Curtis Strange
Brad Faxon (3-5)	2005 Buick Championship (Won), Tjaart van der Walt 2003 Bell Canadian Open (Lost), Bob Tway 1999 B.C. Open (Won), Fred Funk 1997 Greater Greensboro Chrysler Classic (Lost), Frank Nobilo 1996 United Airlines Hawaiian Open (Lost), Jim Furyk 1992 Infiniti Tournament of Champions (Lost), Steve Elkington 1992 Buick Open (Lost), Dan Forsman 1991 Buick Open (Won), Chip Beck
Rick Fehr (0-3)	1992 Bob Hope Chrysler Classic (Lost), John Cook 1992 Memorial Tournament (Lost), David Edwards 1991 Canon Greater Hartford Open (Lost), Billy Ray Brown
Keith Fergus (1-0)	1983 Bob Hope Desert Classic (Won), Rex Caldwell

## 2019-20 PGA TOUR MEDIA GUIDE | Section 5: All-Time Records

Player (Record)	Tournament(result), Opponent(s)
Tony Finau (1-1)	2019 World Golf Championships-HSBC Champions (Lost), Xander Schauffele 2016 Puerto Rico Open at Coco Beach (Won), Steve Marino
Bruce Fleisher (1-0)	1991 New England Classic (Won), Ian Baker-Finch
Steve Flesch (1-0)	2003 HP Classic of New Orleans (Won), Bob Estes
Raymond Floyd (1-3)	1992 GTE Byron Nelson Golf Classic (Lost), Billy Ray Brown 1990 Masters Tournament (Lost), Nick Faldo 1986 Walt Disney World/Oldsmobile Classic (Won), Lon Hinkle, Mike Sullivan 1985 Manufacturers Hanover Westchester Classic (Lost), Roger Maltbie
Dan Forsman (1-1)	1997 Walt Disney World/Oldsmobile Classic (Lost), David Duval 1992 Buick Open (Won), Steve Elkington, Brad Faxon
Rickie Fowler (2-2)	2016 Waste Management Phoenix Open (Lost), Hideki Matsuyama 2015 THE PLAYERS Championship (Won), Sergio Garcia, Kevin Kisner 2012 Wells Fargo Championship (Won), D.A. Points, Rory McIlroy 2009 Frys.com Open (Lost), Troy Matteson
Carlos Franco (1-0)	2000 COMPAQ Classic of New Orleans (Won), Blaine McCallister
Harrison Frazer (1-1)	2011 FedEx St. Jude Classic (Won), Robert Karlsson 2004 Sony Open in Hawaii (Lost), Ernie Els
Bob Friend (0-1)	1998 Bell Canadian Open (Lost), Billy Andrade
David Frost (2-3)	1995 MCI Classic (Lost), Bob Tway 1989 NEC World Series of Golf (Won), Ben Crenshaw 1988 Manufacturers Hanover Westchester Classic (Lost), Seve Ballesteros 1988 Southern Open (Won), Bob Tway 1986 Western Open (Lost), Tom Kite
Fred Funk (2-3)	2007 Mayakoba Golf Classic at Riviera Maya-Cancun (Won), José Coceres 1999 B.C. Open (Lost), Brad Faxon 1998 Buick Challenge (Lost), Steve Elkington 1996 B.C. Open (Won), Pete Jordan 1996 Buick Challenge (Lost), Michael Bradley
Jim Furyk (4-8)	2015 RBC Heritage (Won), Kevin Kisner 2012 Transitions Championship (Lost), Luke Donald 2010 Verizon Heritage (Won), Brian Davis 2007 Crowne Plaza Invitational at Colonial (Lost), Rory Sabbatini 2006 Wachovia Championship (Won), Trevor Immelman 2005 Wachovia Championship (Lost), Vijay Singh 2005 Michelin Championship at Las Vegas (Lost), Wes Short, Jr. 2003 Ford Championship at Doral (Lost), Scott Hoch 2001 World Golf Championships-NEC Invitational (Lost), Tiger Woods 1998 Buick Classic (Lost), J.P. Hayes 1997 United Airlines Hawaiian Open (Lost), Paul Stankowski 1996 United Airlines Hawaiian Open (Won), Brad Faxon
Jim Gallagher, Jr. (1-1)	1991 NEC World Series of Golf (Lost), Tom Purtzer 1990 Greater Milwaukee Open (Won), Billy Mayfair, Ed Dougherty
Robert Gamez (0-1)	1993 Honda Classic (Lost), Fred Couples
Sergio Garcia (6-6)	2017 Masters Tournament (Won), Justin Rose 2016 AT&T Byron Nelson (Won), Brooks Koepka 2015 THE PLAYERS Championship (Lost), Rickie Fowler 2008 THE PLAYERS Championship (Won), Paul Goydos 2008 The Barclays (Lost), Vijay Singh 2008 THE TOUR Championship presented by Coca-Cola (Lost), Camilo Villegas 2007 The Open Championship (Lost), Padraig Harrington 2005 Wachovia Championship (Lost), Vijay Singh 2004 EDS Byron Nelson Championship (Won), Robert Damron, Dudley Hart 2004 Buick Classic (Won), Padraig Harrington, Rory Sabbatini 2002 Mercedes Championships (Won), David Toms 2001 THE TOUR Championship (Lost), Mike Weir
Buddy Gardner (0-1)	1987 Big "I" Houston Open (Lost), Jay Haas
Robert Garrigus (0-3)	2012 Transitions Championship (Lost), Luke Donald 2011 Hyundai Tournament of Champions (Lost), Jonathan Byrd 2010 St. Jude Classic presented by Smith & Nephew (Lost), Lee Westwood
Brian Gay (1-1)	2013 Humana Challenge in partnership with the Clinton Foundation (Won), Charles Howell III, David Lingmerth 2008 Viking Classic (Lost), Will MacKenzie
Bob Gilder (1-0)	1983 Phoenix Open (Won), Rex Caldwell, Mark O'Meara, Johnny Miller
Tom Gillis (0-1)	2015 John Deere Classic (Lost), Jordan Spieth
Lucas Glover (1-0)	2011 Wells Fargo Championship (Won), Jonathan Byrd
Fabían Gómez (1-0)	2016 Sony Open in Hawaii (Won), Brandt Snedeker
Retief Goosen (1-1)	2009 RBC Canadian Open (Lost), Nathan Green 2001 U.S. Open Championship (Won), Mark Brooks
Paul Gow (0-1)	2001 B.C. Open (Lost), Jeff Sluman
Paul Goydos (0-1)	2008 THE PLAYERS Championship (Lost), Sergio Garcia
Wayne Grady (1-0)	1989 Manufacturers Hanover Westchester Classic (Won), Ronnie Black
Hubert Green (0-1)	1986 Doral-Eastern Open (Lost), Andy Bean
Ken Green (0-2)	1988 KMart Greater Greensboro Open (Lost), Sandy Lyle 1988 Manufacturers Hanover Westchester Classic (Lost), Seve Ballesteros
Nathan Green (1-1)	2009 RBC Canadian Open (Won), Retief Goosen 2006 Buick Invitational (Lost), Tiger Woods
Emiliano Grillo (1-1)	2016 Frys.com Open (Won), Kevin Na 2015 Puerto Rico Open (Lost), Alex Cejka
Jay Haas (2-0)	1993 H.E.B. Texas Open (Won), Bob Lohr 1987 Big "I" Houston Open (Won), Buddy Gardner
Bill Haas (2-3)	2016 Valspar Championship (Lost), Charl Schwartzel 2012 Northern Trust Open (Won), Phil Mickelson, Keegan Bradley 2011 The Greenbrier Classic (Lost), Scott Stallings 2011 TOUR Championship by Coca-Cola (Won), Hunter Mahan 2011 Bob Hope Classic (Lost), Jhonattan Vegas
James Hahn (2-1)	2018 Sony Open in Hawaii (Lost), Patton Kizzire 2016 Wells Fargo Championship (Won), Roberto Castro 2015 Northern Trust Open (Won), Paul Casey, Dustin Johnson
Gary Hallberg (0-2)	1991 H.E.B. Texas Open (Lost), Blaine McCallister 1984 Isuzu-Andy Williams San Diego Open (Lost), Gary Koch
Jim Hallet (0-2)	1991 USF&G Classic (Lost), Ian Woosnam 1990 Buick Southern Open (Lost), Kenny Knox
Todd Hamilton (1-0)	2004 The Open Championship (Won), Ernie Els
Donnie Hammond (1-0)	1986 Bob Hope Chrysler Classic (Won), John Cook
Padraig Harrington (3-1)	2015 The Honda Classic (Won), Daniel Berger 2007 The Open Championship (Won), Sergio Garcia 2005 The Honda Classic (Won), Vijay Singh, Joe Ogilvie 2004 Buick Classic (Lost), Sergio Garcia
Dudley Hart (0-1)	2004 EDS Byron Nelson Championship (Lost), Sergio Garcia
Morris Hatafsky (2-1)	1988 Kemper Open (Won), Tom Kite 1983 Greater Milwaukee Open (Won), George Cadle 1983 Miller High Life QCO (Lost), Danny Edwards
J.P. Hayes (1-0)	1998 Buick Classic (Won), Jim Furyk
David Hearn (0-2)	2015 The Greenbrier Classic (Lost), Danny Lee 2013 John Deere Classic (Lost), Jordan Spieth
Mike Heinen (0-1)	1995 Freeport-McMoRan Classic (Lost), Davis Love III
Nolan Henke (0-1)	1995 MCI Classic (Lost), Bob Tway
Russell Henley (1-0)	2014 The Honda Classic (Won), Russell Knox, Ryan Palmer, Rory McIlroy
Brian Henninger (1-0)	1994 Deposit Guaranty Golf Classic (Won), Mike Sullivan
Mark Hensby (1-0)	2004 John Deere Classic (Won), John Morgan
Tim Herron (2-1)	2006 Bank of America Colonial (Won), Richard Johnson 2004 Buick Championship (Lost), Woody Austin 1999 Bay Hill Invitational (Won), Tom Lehman
Lon Hinkle (0-1)	1986 Walt Disney World/Oldsmobile Classic (Lost), Raymond Floyd
Gabriel Hjertstedt (1-0)	1999 Touchstone Energy Tucson Open (Won), Tommy Armour III
Scott Hoch (2-2)	2003 Ford Championship at Doral (Won), Jim Furyk 1995 Shell Houston Open (Lost), Payne Stewart 1989 Masters Tournament (Lost), Nick Faldo 1989 Las Vegas Invitational (Won), Robert Wrenn
Charley Hoffman (1-2)	2017 RBC Canadian Open (Lost), Jhonattan Vegas 2009 FBR Open (Lost), Kenny Perry 2007 Bob Hope Chrysler Classic (Won), John Rollins
J.B. Holmes (2-2)	2015 Farmers Insurance Open (Lost), Jason Day 2015 Shell Houston Open (Won), Jordan Spieth, Johnson Wagner 2009 Shell Houston Open (Lost), Paul Casey 2008 FBR Open (Won), Phil Mickelson
Billy Horschel (1-1)	2017 The RSM Classic (Lost), Mackenzie Hughes 2017 AT&T Byron Nelson (Won), Jason Day
Beau Hossler (0-1)	2018 Houston Open (Lost), Ian Poulter
Charles Howell III (2-4)	2019 The RSM Classic (Won), Patrick Rodgers 2017 Quicken Loans National (Lost), Kyle Stanley 2013 Humana Challenge in partnership with the Clinton Foundation (Lost), Brian Gay 2007 Nissan Open (Won), Phil Mickelson 2003 Nissan Open (Lost), Mike Weir 2001 Greater Milwaukee Open (Lost), Shigeki Maruyama
Mackenzie Hughes (1-0)	2017 The RSM Classic (Won), Billy Horschel, Blayne Barber, Camilo Villegas, Henrik Norlander
John Huh (1-0)	2012 Mayakoba Golf Classic (Won), Robert Allenby
Mike Hulbert (2-0)	1991 Anheuser-Busch Golf Classic (Won), Kenny Knox 1989 B.C. Open (Won), Bob Estes
John Huston (0-1)	1993 Shell Houston Open (Lost), Jim McGovern
Ryuji Imada (1-1)	2008 AT&T Classic (Won), Kenny Perry 2007 AT&T Classic (Lost), Zach Johnson
Trevor Immelman (0-2)	2008 Stanford St. Jude Championship (Lost), Justin Leonard 2006 Wachovia Championship (Lost), Jim Furyk
John Inman (1-0)	1993 Buick Southern Open (Won), Mark Brooks, Billy Andrade, Brad Bryant, Bob Estes
Hale Irwin (2-1)	1991 Memorial Tournament (Lost), Kenny Perry 1990 U.S. Open Championship (Won), Mike Donald 1984 Bing Crosby National Pro-Am (Won), Jim Nelford
Toshimitsu Izawa (0-1)	2001 Nissan Open (Lost), Robert Allenby
Peter Jacobsen (1-2)	1989 Beatrice Western Open (Lost), Mark McCumber 1985 Honda Classic (Lost), Curtis Strange 1984 Colonial National Invitation (Won), Payne Stewart
Barry Jaeckel (0-1)	1983 Kemper Open (Lost), Fred Couples
Lee Janzen (1-0)	1995 Kemper Open (Won), Corey Pavin
Miguel Angel Jiménez (0-1)	1999 World Golf Championships-American Express Championship (Lost), Tiger Woods

## 2019-20 PGA TOUR MEDIA GUIDE | Section 5: All-Time Records

Player (Record)	Tournament (result), Opponent(s)
Brandt Jobe (0-1)	2005 BellSouth Classic (Lost), Phil Mickelson
Richard Johnson (0-1)	2006 Bank of America Colonial (Lost), Tim Herron
Zach Johnson (4-1)	2013 John Deere Classic (Lost), Jordan Spieth 2012 John Deere Classic (Won), Troy Matteson 2009 Valero Texas Open (Won), James Driscoll 2007 AT&T Classic (Won), Ryuji Imada
Dustin Johnson (1-1)	2015 Northern Trust Open (Lost), James Hahn
Zach Johnson (4-1)	2015 The Open Championship (Won), Marc Leishman, Louis Oosthuizen
Dustin Johnson (1-1)	2017 THE NORTHERN TRUST (Won), Jordan Spieth
Steve Jones (2-1)	1990 MCI Heritage Golf Classic (Lost), Payne Stewart 1989 Bob Hope Chrysler Classic (Won), Paul Azinger, Sandy Lyle 1988 AT&T Pebble Beach National Pro-Am (Won), Bob Tway
Matt Jones (1-0)	2014 Shell Houston Open (Won), Matt Kuchar
Pete Jordan (0-1)	1996 B.C. Open (Lost), Fred Funk
Robert Karlsson (0-2)	2011 FedEx St. Jude Classic (Lost), Harrison Frazar 2010 St. Jude Classic presented by Smith & Nephew (Lost), Lee Westwood
Jonathan Kaye (1-1)	2003 Buick Classic (Won), John Rollins 2002 Reno-Tahoe Open (Lost), Chris Riley
Martin Kaymer (1-0)	2010 PGA Championship (Won), Bubba Watson
Jerry Kelly (0-1)	1996 Greater Milwaukee Open (Lost), Loren Roberts
Troy Kelly (0-1)	2012 The Greenbrier Classic (Lost), Ted Potter, Jr.
Skip Kendall (0-3)	2004 Bob Hope Chrysler Classic (Lost), Phil Mickelson 2000 Southern Farm Bureau Classic (Lost), Steve Lowery 1998 Buick Invitational (Lost), Scott Simpson
Anthony Kim (1-0)	2010 Shell Houston Open (Won), Vaughn Taylor
Si Woo Kim (0-2)	2016 Barbasol Championship (Lost), Aaron Baddeley
Whee Kim (0-1)	2018 Shriners Hospitals for Children Open (Lost), Patrick Cantlay
Si Woo Kim (0-2)	2018 RBC Heritage (Lost), Satoshi Kodaira
Kevin Kisner (0-3)	2015 RBC Heritage (Lost), Jim Furyk 2015 THE PLAYERS Championship (Lost), Rickie Fowler 2015 The Greenbrier Classic (Lost), Danny Lee
Tom Kite (4-3)	1992 Bob Hope Chrysler Classic (Lost), John Cook 1990 Federal Express St. Jude Classic (Won), John Cook 1989 Nestle Invitational (Won), Davis Love III 1989 Nabisco Championship (Won), Payne Stewart 1988 Kemper Open (Lost), Morris Hataalsky 1988 Nabisco Championship (Lost), Curtis Strange 1986 Western Open (Won), Fred Couples, Nick Price, David Frost
Patton Kizzire (1-0)	2018 Sony Open in Hawaii (Won), James Hahn
Kenny Knox (1-1)	1991 Anheuser-Busch Golf Classic (Lost), Mike Hulbert 1990 Buick Southern Open (Won), Jim Hallet
Russell Knox (0-2)	2016 OHL Classic at Mayakoba (Lost), Graeme McDowell 2014 The Honda Classic (Lost), Russell Henley
Gary Koch (2-0)	1984 Isuzu-Andy Williams San Diego Open (Won), Gary Hallberg 1984 Bay Hill Classic (Won), George Burns
Satoshi Kodaira (1-0)	2018 RBC Heritage (Won), Si Woo Kim
Brooks Koepka (0-1)	2016 AT&T Byron Nelson (Lost), Sergio Garcia
Matt Kuchar (2-1)	2014 Shell Houston Open (Lost), Matt Jones 2010 The Barclays (Won), Martin Laird 2009 Turning Stone Resort Championship (Won), Vaughn Taylor
Martin Laird (1-2)	2010 The Barclays (Lost), Matt Kuchar 2010 Justin Timberlake Shriners Hospitals for Children Open (Lost), Jonathan Byrd 2009 Justin Timberlake Shriners Hospitals for Children Open (Won), George McNeill, Chad Campbell
Neal Lancaster (1-1)	2002 Bell Canadian Open (Lost), John Rollins 1994 GTE Byron Nelson Golf Classic (Won), Yoshinori Mizumaki, David Edwards, Tom Byrum, David Ogren, Mark Carnevale
Andrew Landry (0-1)	2018 CareerBuilder Challenge (Lost), Jon Rahm
Bernhard Langer (1-2)	2007 Crowne Plaza Invitational at Colonial (Lost), Rory Sabbatini 1986 Shearson Lehman Brothers Andy Williams Open (Lost), Bob Tway 1985 Sea Pines Heritage (Won), Bobby Wadkins
Paul Lawrie (1-0)	1999 The Open Championship (Won), Jean Van de Velde, Justin Leonard
Danny Lee (1-0)	2015 The Greenbrier Classic (Won), Kevin Kisner, David Hearn, Robert Streb
Tom Lehman (0-2)	1999 Bay Hill Invitational (Lost), Tim Herron 1997 Mercedes Championships (Lost), Tiger Woods
Marc Leishman (0-2)	2018 THE CJ CUP @ NINE BRIDGES (Lost), Justin Thomas 2015 The Open Championship (Lost), Zach Johnson
Justin Leonard (2-5)	2009 Children's Miracle Network Classic (Lost), Stephen Ames 2008 Stanford St. Jude Championship (Won), Trevor Immelman, Robert Allenby 2007 Valero Texas Open (Won), Jesper Parnevik 2004 PGA Championship (Lost), Vijay Singh 2002 Bell Canadian Open (Lost), John Rollins 1999 The Open Championship (Lost), Paul Lawrie 1996 Phoenix Open (Lost), Phil Mickelson
Thomas Levet (0-1)	2002 The Open Championship (Lost), Ernie Els
Wayne Levi (1-1)	1985 Georgia-Pacific Atlanta Golf Classic (Won), Steve Pate 1984 Hawaiian Open (Lost), Jack Renner
Spencer Levin (0-1)	2011 Mayakoba Golf Classic at Riviera Maya-Cancun (Lost), Johnson Wagner
J. L. Lewis (1-0)	1999 John Deere Classic (Won), Mike Brisky
Frank Lickliter II (0-1)	2001 Buick Invitational (Lost), Phil Mickelson
Bruce Lietzke (3-4)	1998 Bob Hope Chrysler Classic (Lost), Fred Couples 1995 Mercedes Championships (Lost), Steve Elkington 1992 GTE Byron Nelson Golf Classic (Lost), Billy Ray Brown 1992 Southwestern Bell Colonial (Won), Corey Pavin 1992 Canadian Open (Lost), Greg Norman 1988 GTE Byron Nelson Golf Classic (Won), Clarence Rose 1984 Honda Classic (Won), Andy Bean
David Lingmerth (1-2)	2016 CareerBuilder Challenge in partnership with the Clinton Foundation (Lost), Jason Dufner 2015 the Memorial Tournament presented by Nationwide (Won), Justin Rose 2013 Humana Challenge in partnership with the Clinton Foundation (Lost), Brian Gay
Luke List (0-1)	2018 The Honda Classic (Lost), Justin Thomas
Bob Lohr (1-2)	1995 Bell Canadian Open (Lost), Mark O'Meara 1993 H.E.B. Texas Open (Lost), Jay Haas 1988 Walt Disney World/Oldsmobile Classic (Won), Chip Beck
Davis Love III (2-7)	2003 MCI Heritage (Won), Woody Austin 2001 Buick Invitational (Lost), Phil Mickelson 2000 GTE Byron Nelson Classic (Lost), Jesper Parnevik 1996 Buick Challenge (Lost), Michael Bradley 1996 Las Vegas Invitational (Lost), Tiger Woods 1995 Freeport-McMoRan Classic (Won), Mike Heinen 1992 Nissan Los Angeles Open (Lost), Fred Couples 1991 NEC World Series of Golf (Lost), Tom Purtzer 1989 Nestle Invitational (Lost), Tom Kite
Jamie Lovemark (0-2)	2016 Zurich Classic of New Orleans (Lost), Brian Stuard 2009 Frys.com Open (Lost), Troy Matteson
Steve Lowery (2-0)	2008 AT&T Pebble Beach National Pro-Am (Won), Vijay Singh 2000 Southern Farm Bureau Classic (Won), Skip Kendall
Sandy Lyle (3-1)	1989 Bob Hope Chrysler Classic (Lost), Steve Jones 1988 Phoenix Open (Won), Fred Couples 1988 KMart Greater Greensboro Open (Won), Ken Green 1987 Tournament Players Championship (Won), Jeff Sluman
David Lynn (0-1)	2013 Wells Fargo Championship (Lost), Derek Ernst
Will MacKenzie (1-1)	2015 The McGladrey Classic (Lost), Robert Streb 2008 Viking Classic (Won), Marc Turnesa, Brian Gay
Andrew Magee (1-0)	1991 Las Vegas Invitational (Won), D.A. Weibring
Jeff Maggert (0-1)	1996 Shell Houston Open (Lost), Mark Brooks
John Maginnes (0-1)	1996 Buick Challenge (Lost), Michael Bradley
John Mahaffey (2-1)	1985 Anheuser-Busch Golf Classic (Lost), Mark Wiebe 1985 Texas Open (Won), Jodie Mudd 1984 Bob Hope Classic (Won), Jim Simons
Hunter Mahan (1-2)	2011 TOUR Championship by Coca-Cola (Lost), Bill Haas 2007 Travelers Championship (Won), Jay Williamson 2004 Reno-Tahoe Open (Lost), Vaughn Taylor
John Mallinger (0-1)	2009 U.S. Bank Championship in Milwaukee (Lost), Bo Van Pelt
Roger Maltbie (1-1)	1986 Canon Sammy Davis Jr.-Greater Hartford Open (Lost), Mac O'Grady 1985 Manufacturers Hanover Westchester Classic (Won), Raymond Floyd, George Burns
Steve Marino (0-2)	2016 Puerto Rico Open at Coco Beach (Lost), Tony Finau 2009 Crowne Plaza Invitational at Colonial (Lost), Steve Stricker
Doug Martin (0-1)	1995 Buick Classic (Lost), Vijay Singh
Shigeiki Maruyama (1-0)	2001 Greater Milwaukee Open (Won), Charles Howell III
Hideki Matsuyama (3-0)	2017 Waste Management Phoenix Open (Won), Webb Simpson 2016 Waste Management Phoenix Open (Won), Rickie Fowler 2014 the Memorial Tournament presented by Nationwide Insurance (Won), Kevin Na
Troy Matteson (1-2)	2012 John Deere Classic (Lost), Zach Johnson 2011 Puerto Rico Open presented by seepuertorico.com (Lost), Michael Bradley 2009 Frys.com Open (Won), Jamie Lovemark, Rickie Fowler
Len Mattiace (0-2)	2003 Masters Tournament (Lost), Mike Weir 1996 Buick Challenge (Lost), Michael Bradley
Bob May (0-1)	2000 PGA Championship (Lost), Tiger Woods
Billy Mayfair (2-5)	2001 WORLDCOM CLASSIC-The Heritage of Golf (Lost), José Coceres 1998 Nissan Open (Won), Tiger Woods 1995 Phoenix Open (Lost), Vijay Singh 1995 NEC World Series of Golf (Lost), Greg Norman 1993 Greater Milwaukee Open (Won), Mark Calcavecchia, Ted Schulz 1990 Greater Milwaukee Open (Lost), Jim Gallagher, Jr. 1990 Nabisco Championship (Lost), Jodie Mudd
Blaine McCallister (1-2)	2000 COMPAQ Classic of New Orleans (Lost), Carlos Franco 1991 H.E.B. Texas Open (Won), Gary Hallberg 1986 Bank of Boston Classic (Lost), Gene Sauers
Scott McCarron (0-2)	2004 Reno-Tahoe Open (Lost), Vaughn Taylor 2003 Las Vegas Invitational (Lost), Stuart Appleby
Mark McCumber (2-0)	1994 The TOUR Championship (Won), Fuzzy Zoeller 1989 Beatrice Western Open (Won), Peter Jacobsen
Graeme McDowell (2-0)	2016 OHL Classic at Mayakoba (Won), Russell Knox, Jason Bohn 2013 RBC Heritage (Won), Webb Simpson
William McGirt (1-0)	2016 the Memorial Tournament presented by Nationwide (Won), Jon Curran

## 2019-20 PGA TOUR MEDIA GUIDE | Section 5: All-Time Records

Player (Record)	Tournament(result), Opponent(s)
Jim McGovern (1-0)	1993 Shell Houston Open (Won), John Huston
Rory McIlroy (1-2)	2016 TOUR Championship (Won), Ryan Moore, Kevin Chappell 2014 The Honda Classic (Lost), Russell Henley 2012 Wells Fargo Championship (Lost), Rickie Fowler
George McNeill (0-2)	2009 Justin Timberlake Shriners Hospitals for Children Open (Lost), Martin Laird 2009 Children's Miracle Network Classic (Lost), Stephen Ames
Rocco Mediate (2-1)	2008 U.S. Open Championship (Lost), Tiger Woods 1993 KMart Greater Greensboro Open (Won), Steve Elkington 1991 Doral-Ryder Open (Won), Curtis Strange
John Merrick (1-0)	2013 Northern Trust Open (Won), Charlie Beljan
Phil Mickelson (8-4)	2018 World Golf Championships-Mexico Championship (Won), Justin Thomas 2012 Northern Trust Open (Lost), Bill Haas 2008 FBR Open (Lost), J. B. Holmes 2007 Nissan Open (Lost), Charles Howell III 2005 BellSouth Classic (Won), Arjun Atwal, José María Olazábal, Brandt Jobe, Rich Beem 2004 Bob Hope Chrysler Classic (Won), Skip Kendall 2002 Bob Hope Chrysler Classic (Won), David Berganio, Jr. 2001 Buick Invitational (Won), Frank Lickliter II, Davis Love III 2000 BellSouth Classic (Won), Gary Nicklaus 2000 GTE Byron Nelson Classic (Lost), Jesper Parnevik 1996 Phoenix Open (Won), Justin Leonard 1994 Mercedes Championships (Won), Fred Couples
Johnny Miller (0-2)	1983 Phoenix Open (Lost), Bob Gilder 1983 Canadian Open (Lost), John Cook
Larry Mize (1-3)	1998 Canon Greater Hartford Open (Lost), Olin Browne 1990 MCI Heritage Golf Classic (Lost), Payne Stewart 1987 Masters Tournament (Won), Greg Norman, Seve Ballesteros 1986 Kemper Open (Lost), Greg Norman
Yoshinori Mizumaki (0-1)	1994 GTE Byron Nelson Golf Classic (Lost), Neal Lancaster
Bryce Molder (1-0)	2011 Frys.com Open (Won), Briny Baird
Colin Montgomerie (0-2)	1995 PGA Championship (Lost), Steve Elkington 1994 U.S. Open Championship (Lost), Ernie Els
Ryan Moore (2-3)	2019 Safeway Open (Lost), Kevin Tway 2016 TOUR Championship (Lost), Rory McIlroy 2014 CIMB Classic (Won), Gary Woodland 2009 Wyndham Championship (Won), Jason Bohn, Kevin Stadler 2008 EDS Byron Nelson Championship (Lost), Adam Scott
Gil Morgan (1-2)	1990 Independent Insurance Agent Open (Lost), Tony Sills 1983 Joe Garagiola-Tucson Open (Won), Lanny Wadkins, Curtis Strange 1983 Kemper Open (Lost), Fred Couples
John Morgan (0-1)	2004 John Deere Classic (Lost), Mark Hensby
Jodie Mudd (2-2)	1990 Nabisco Championship (Won), Billy Mayfair 1989 GTE Byron Nelson Golf Classic (Won), Larry Nelson 1985 Canon Sammy Davis Jr.-Greater Hartford Open (Lost), Phil Blackmar 1985 Texas Open (Lost), John Mahaffey
Kevin Na (0-3)	2016 Frys.com Open (Lost), Emiliano Grillo 2014 the Memorial Tournament presented by Nationwide Insurance (Lost), Hideki Matsuyama 2005 Chrysler Classic of Tucson (Lost), Geoff Ogilvy
Jim Nelford (0-1)	1984 Bing Crosby National Pro-Am (Lost), Hale Irwin
Larry Nelson (1-1)	1989 GTE Byron Nelson Golf Classic (Lost), Jodie Mudd 1987 PGA Championship (Won), Lanny Wadkins
Jack Nicklaus (1-0)	1984 Memorial Tournament (Won), Andy Bean
Gary Nicklaus (0-1)	2000 BellSouth Classic (Lost), Phil Mickelson
Mike Nicolette (1-1)	1991 Deposit Guaranty Golf Classic (Lost), Larry Silveira 1983 BayHill Classic (Won), Greg Norman
Frank Nobilo (1-0)	1997 Greater Greensboro Chrysler Classic (Won), Brad Faxon
Alex Noren (0-1)	2018 Farmers Insurance Open (Lost), Jason Day
Henrik Norlander (0-1)	2017 The RSM Classic (Lost), Mackenzie Hughes
Greg Norman (4-7)	1995 NEC World Series of Golf (Won), Billy Mayfair, Nick Price 1993 PGA Championship (Lost), Paul Azinger 1992 Canadian Open (Won), Bruce Lietzke 1990 Doral-Ryder Open (Won), Tim Simpson, Paul Azinger, Mark Calcavecchia 1988 Independent Insurance Agent Open (Lost), Curtis Strange 1988 Manufacturers Hanover Westchester Classic (Lost), Seve Ballesteros 1987 Masters Tournament (Lost), Larry Mize 1986 Kemper Open (Won), Larry Mize 1984 U.S. Open Championship (Lost), Fuzzy Zoeller 1984 Western Open (Lost), Tom Watson 1983 BayHill Classic (Lost), Mike Nicolette
Mac O'Grady (1-0)	1986 Canon Sammy Davis Jr.-Greater Hartford Open (Won), Roger Maltbie
Sean O'Hair (1-1)	2015 Valspar Championship (Lost), Jordan Spieth 2011 RBC Canadian Open (Won), Kris Blanks
Mark O'Meara (3-3)	1998 The Open Championship (Won), Brian Watts 1995 Bell Canadian Open (Won), Bob Lohr 1992 Bob Hope Chrysler Classic (Lost), John Cook 1992 AT&T Pebble Beach National Pro-Am (Won), Jeff Sluman 1991 Bob Hope Chrysler Classic (Lost), Corey Pavin 1983 Phoenix Open (Lost), Bob Gilder
Arron Oberholser (0-1)	2004 Wachovia Championship (Lost), Joey Sindelar
Joe Ogilvie (0-1)	2005 The Honda Classic (Lost), Padraig Harrington
Geoff Ogilvy (1-0)	2005 Chrysler Classic of Tucson (Won), Mark Calcavecchia, Kevin Na
David Ogriin (0-2)	1994 GTE Byron Nelson Golf Classic (Lost), Neal Lancaster 1985 St. Jude Memphis Classic (Lost), Hal Sutton
José María Olazábal (0-2)	2006 Buick Invitational (Lost), Tiger Woods 2005 BellSouth Classic (Lost), Phil Mickelson
Louis Oosthuizen (0-2)	2015 The Open Championship (Lost), Zach Johnson 2012 Masters Tournament (Lost), Bubba Watson
Ryan Palmer (0-3)	2018 Farmers Insurance Open (Lost), Jason Day 2014 The Honda Classic (Lost), Russell Henley 2011 HP Byron Nelson Championship (Lost), Keegan Bradley
Jesper Parnevik (1-1)	2007 Valero Texas Open (Lost), Justin Leonard 2000 GTE Byron Nelson Classic (Won), Davis Love III, Phil Mickelson
Craig Parry (1-0)	2004 Ford Championship at Doral (Won), Scott Verplank
Steve Pate (0-3)	1999 GTE Byron Nelson Classic (Lost), Loren Roberts 1991 BellSouth Atlanta Golf Classic (Lost), Corey Pavin 1985 Georgia-Pacific Atlanta Golf Classic (Lost), Wayne Levi
Dennis Paulson (1-2)	2001 Nissan Open (Lost), Robert Allenby 2000 Buick Classic (Won), David Duval 1999 Buick Classic (Lost), Duffy Waldorf
Corey Pavin (5-4)	2010 Travelers Championship (Lost), Bubba Watson 1995 Kemper Open (Lost), Lee Janzen 1992 Honda Classic (Won), Fred Couples 1992 Southwestern Bell Colonial (Lost), Bruce Lietzke 1991 Bob Hope Chrysler Classic (Won), Mark O'Meara 1991 BellSouth Atlanta Golf Classic (Won), Steve Pate 1991 Canon Greater Hartford Open (Lost), Billy Ray Brown 1987 Hawaiian Open (Won), Craig Stadler 1986 Greater Milwaukee Open (Won), Dave Barr
Calvin Peete (0-1)	1986 Houston Open (Lost), Curtis Strange
Cameron Percy (0-1)	2010 Justin Timberlake Shriners Hospitals for Children Open (Lost), Jonathan Byrd
Kenny Perry (3-3)	2009 FBR Open (Won), Charley Hoffman 2009 Masters Tournament (Lost), Ángel Cabrera 2008 AT&T Classic (Lost), Ryuji Imada 2008 John Deere Classic (Won), Brad Adamonis, Jay Williamson 1996 PGA Championship (Lost), Mark Brooks 1991 Memorial Tournament (Won), Hale Irwin
Tim Petrovic (1-1)	2015 Puerto Rico Open (Lost), Alex Cejka 2005 Zurich Classic of New Orleans (Won), James Driscoll
Dan Pohl (1-1)	1986 Colonial National Invitation (Won), Payne Stewart 1985 Canon Sammy Davis Jr.-Greater Hartford Open (Lost), Phil Blackmar
D.A. Points (0-1)	2012 Wells Fargo Championship (Lost), Rickie Fowler
Ted Potter, Jr. (1-0)	2012 The Greenbrier Classic (Won), Troy Kelly
Ian Poulter (1-0)	2018 Houston Open (Won), Beau Hossler
Nick Price (3-3)	2000 Advii Western Open (Lost), Robert Allenby 1998 FedEx St. Jude Classic (Won), Jeff Sluman 1995 NEC World Series of Golf (Lost), Greg Norman 1994 Southwestern Bell Colonial (Won), Scott Simpson 1992 H.E.B. Texas Open (Won), Steve Elkington 1986 Western Open (Lost), Tom Kite
Dicky Pride (1-0)	1994 Federal Express St. Jude Classic (Won), Gene Sauers, Hal Sutton
Ted Purdy (0-1)	2004 MCI Heritage (Lost), Stewart Cink
Tom Purtzer (2-0)	1991 NEC World Series of Golf (Won), Jim Gallagher, Jr., Davis Love III 1988 Gatlin Brothers-Southwest Golf Classic (Won), Mark Brooks
Jon Rahm (1-0)	2018 CareerBuilder Challenge (Won), Andrew Landry
Chez Reavie (0-2)	2018 Waste Management Phoenix Open (Lost), Gary Woodland 2011 Deutsche Bank Championship (Lost), Webb Simpson
Patrick Reed (2-1)	2015 Hyundai Tournament of Champions (Won), Jimmy Walker 2015 Valspar Championship (Lost), Jordan Spieth 2013 Wyndham Championship (Won), Jordan Spieth
Mike Reid (1-2)	1997 United Airlines Hawaiian Open (Lost), Paul Stankowski 1988 NEC World Series of Golf (Won), Tom Watson 1985 Southwest Golf Classic (Lost), Hal Sutton
Jack Renner (1-0)	1984 Hawaiian Open (Won), Wayne Levi
Chris Riley (1-1)	2004 Buick Invitational (Lost), John Daly 2002 Reno-Tahoe Open (Won), Jonathan Kaye
Loren Roberts (2-1)	1999 GTE Byron Nelson Classic (Won), Steve Pate 1996 Greater Milwaukee Open (Won), Jerry Kelly 1994 U.S. Open Championship (Lost), Ernie Els
Costantino Rocca (0-1)	1995 The Open Championship (Lost), John Daly
Patrick Rodgers (0-1)	2019 The RSM Classic (Lost), Charles Howell III
John Rollins (1-2)	2007 Bob Hope Chrysler Classic (Lost), Charley Hoffman 2003 Buick Classic (Lost), Jonathan Kaye 2002 Bell Canadian Open (Won), Neal Lancaster, Justin Leonard
Clarence Rose (0-1)	1988 GTE Byron Nelson Golf Classic (Lost), Bruce Lietzke
Justin Rose (1-3)	2018 BMW Championship (Lost), Keegan Bradley 2017 Masters Tournament (Lost), Sergio Garcia 2015 the Memorial Tournament presented by Nationwide (Lost), David Lingmerth 2014 Quicken Loans National (Won), Shawn Stefani
Rory Sabbatini (1-1)	2007 Crowne Plaza Invitational at Colonial (Won), Bernhard Langer, Jim Furyk 2004 Buick Classic (Lost), Sergio Garcia
Gene Sauers (1-3)	1994 Federal Express St. Jude Classic (Lost), Dicky Pride 1992 Bob Hope Chrysler Classic (Lost), John Cook 1991 KMart Greater Greensboro Open (Lost), Mark Brooks 1986 Bank of Boston Classic (Won), Blaine McCallister
Sam Saunders (0-1)	2015 Puerto Rico Open (Lost), Alex Cejka
Xander Schauffele (1-0)	2019 World Golf Championships-HSBC Champions (Won), Tony Finau

## 2019-20 PGA TOUR MEDIA GUIDE | Section 5: All-Time Records

Player (Record)	Tournament (result), Opponent(s)
Ted Schulz (0-1)	1993 Greater Milwaukee Open (Lost), Billy Mayfair
Charl Schwartzel (1-0)	2016 Valspar Championship (Won), Bill Haas
Adam Scott (4-0)	2014 Crowne Plaza Invitational at Colonial (Won), Jason Dufner 2013 Masters Tournament (Won), Ángel Cabrera 2008 EDS Byron Nelson Championship (Won), Ryan Moore 2005 Nissan Open (Won), Chad Campbell
Wes Short, Jr. (1-0)	2005 Michelin Championship at Las Vegas (Won), Jim Furyk
Tom Sieckmann (1-0)	1988 Anheuser-Busch Golf Classic (Won), Mark Wiebe
Tony Sills (1-0)	1990 Independent Insurance Agent Open (Won), Gil Morgan
Larry Silveira (1-0)	1991 Deposit Guaranty Golf Classic (Won), Mike Nicolette, Russ Cochran
Jim Simons (0-1)	1984 Bob Hope Classic (Lost), John Mahaffey
Scott Simpson (2-3)	1989 BellSouth Atlanta Golf Classic (Won), Bob Tway 1983 Kemper Open (Lost), Fred Couples
Tim Simpson (0-2)	1990 Doral-Ryder Open (Lost), Greg Norman 1989 Anheuser-Busch Golf Classic (Lost), Mike Donald
Scott Simpson (2-3)	1998 Buick Invitational (Won), Skip Kendall 1994 Southwestern Bell Colonial (Lost), Nick Price 1991 U.S. Open Championship (Lost), Payne Stewart
Webb Simpson (1-4)	2017 Waste Management Phoenix Open (Lost), Hideki Matsuyama 2013 RBC Heritage (Lost), Graeme McDowell 2011 Zurich Classic of New Orleans (Lost), Bubba Watson 2011 Deutsche Bank Championship (Won), Chez Reavie 2011 The McGladrey Classic (Lost), Ben Crane
Joey Sindelar (2-1)	2004 Wachovia Championship (Won), Arron Oberholser 1990 Hardee's Golf Classic (Won), Willie Wood 1988 Canon Sammy Davis Jr.-Greater Hartford Open (Lost), Mark Brooks
Vijay Singh (8-4)	2008 The Barclays (Won), Sergio Garcia, Kevin Sutherland 2008 AT&T Pebble Beach National Pro-Am (Lost), Steve Lowery 2006 Mercedes Championships (Lost), Stuart Appleby 2005 The Honda Classic (Lost), Padraig Harrington 2005 Shell Houston Open (Won), John Daly 2005 Wachovia Championship (Won), Jim Furyk, Sergio Garcia 2004 PGA Championship (Won), Justin Leonard, Chris DiMarco 2004 Bell Canadian Open (Won), Mike Weir 1998 THE TOUR Championship (Lost), Hal Sutton 1995 Phoenix Open (Won), Billy Mayfair 1995 Buick Classic (Won), Doug Martin 1993 Buick Classic (Won), Mark Wiebe
Jeff Sluman (1-6)	2001 Nissan Open (Lost), Robert Allenby 2001 B. C. Open (Won), Paul Gow 1999 MCI Classic (Lost), Glen Day 1998 FedEx St. Jude Classic (Lost), Nick Price 1992 AT&T Pebble Beach National Pro-Am (Lost), Mark O'Meara 1991 Kemper Open (Lost), Billy Andrade 1987 Tournament Players Championship (Lost), Sandy Lyle
J.C. Snead (1-0)	1987 Manufacturers Hanover Westchester Classic (Won), Seve Ballesteros
Brandt Snedeker (2-2)	2019 Safeway Open (Lost), Kevin Tway 2016 Sony Open in Hawaii (Lost), Fabián Gómez 2012 Farmers Insurance Open (Won), Kyle Stanley 2011 The Heritage (Won), Luke Donald
Jordan Spieth (4-3)	2017 Travelers Championship (Won), Daniel Berger 2017 THE NORTHERN TRUST (Lost), Dustin Johnson 2015 Valspar Championship (Won), Patrick Reed, Sean O'Hair 2015 Shell Houston Open (Lost), J.B. Holmes 2015 John Deere Classic (Won), Tom Gillis 2013 John Deere Classic (Won), Zach Johnson, David Hearn 2013 Wyndham Championship (Lost), Patrick Reed
Craig Stadler (1-3)	2000 Shell Houston Open (Lost), Robert Allenby 1991 THE TOUR Championship (Won), Russ Cochran 1987 Hawaiian Open (Lost), Corey Pavin 1985 Bob Hope Classic (Lost), Lanny Wadkins
Kevin Stadler (0-1)	2009 Wyndham Championship (Lost), Ryan Moore
Scott Stallings (1-1)	2015 Farmers Insurance Open (Lost), Jason Day 2011 The Greenbrier Classic (Won), Bill Haas, Bob Estes
Paul Stankowski (2-0)	1997 United Airlines Hawaiian Open (Won), Jim Furyk, Mike Reid 1996 BellSouth Classic (Won), Brandel Chamblee
Kyle Stanley (1-2)	2018 the Memorial Tournament presented by Nationwide (Lost), Bryson DeChambeau 2017 Quicken Loans National (Won), Charles Howell III 2012 Farmers Insurance Open (Lost), Brandt Snedeker
Shawn Stefani (0-1)	2014 Quicken Loans National (Lost), Justin Rose
Payne Stewart (3-6)	1999 MCI Classic (Lost), Glen Day 1995 Shell Houston Open (Won), Scott Hoch 1991 U.S. Open Championship (Won), Scott Simpson 1990 MCI Heritage Golf Classic (Won), Larry Mize, Steve Jones 1989 Nabisco Championship (Lost), Tom Kite 1988 Provident Classic (Lost), Phil Blackmar 1986 Colonial National Invitation (Lost), Dan Pohl 1985 Byron Nelson Golf Classic (Lost), Bob Eastwood 1984 Colonial National Invitation (Lost), Peter Jacobsen
Curtis Strange (5-2)	1991 Doral-Ryder Open (Lost), Rocco Mediate 1988 Independent Insurance Agent Open (Won), Greg Norman 1988 U.S. Open Championship (Won), Nick Faldo 1988 Nabisco Championship (Won), Tom Kite 1986 Houston Open (Won), Calvin Peete 1985 Honda Classic (Won), Peter Jacobsen 1983 Joe Garagiola-Tucson Open (Lost), Gil Morgan
Robert Streb (1-1)	2015 The Greenbrier Classic (Lost), Danny Lee 2015 The McGladrey Classic (Won), Will MacKenzie, Brendon de Jonge
Ron Streck (0-1)	1985 Isuzu-Andy Williams San Diego Open (Lost), Woody Blackburn
Steve Stricker (1-1)	2009 Crowne Plaza Invitational at Colonial (Won), Steve Marino, Tim Clark 2008 Mercedes-Benz Championship (Lost), Daniel Chopra
Chris Stroud (0-1)	2013 Travelers Championship (Lost), Ken Duke
Brian Stuard (1-0)	2016 Zurich Classic of New Orleans (Won), Byeong Hun An, Jamie Lovemark
Mike Sullivan (0-2)	1994 Deposit Guaranty Golf Classic (Lost), Brian Henninger 1986 Walt Disney World/Oldsmobile Classic (Lost), Raymond Floyd
Daniel Summerhays (0-1)	2013 Sanderson Farms Championship (Lost), Woody Austin
Kevin Sutherland (0-3)	2008 The Barclays (Lost), Vijay Singh 2008 Frys.com Open (Lost), Cameron Beckman 1997 Shell Houston Open (Lost), Phil Blackmar
Hal Sutton (3-2)	1998 THE TOUR Championship (Won), Vijay Singh 1994 Federal Express St. Jude Classic (Lost), Dicky Pride 1989 Anheuser-Busch Golf Classic (Lost), Mike Donald 1985 St. Jude Memphis Classic (Won), David Ogryn 1985 Southwest Golf Classic (Won), Mike Reid
Vaughn Taylor (1-2)	2010 Shell Houston Open (Lost), Anthony Kim 2009 Turning Stone Resort Championship (Lost), Matt Kuchar 2004 Reno-Tahoe Open (Won), Hunter Mahan, Steve Allan, Scott McCarron
Justin Thomas (2-1)	2018 THE CJ CUP @ NINE BRIDGES (Won), Marc Leishman 2018 The Honda Classic (Won), Luke List 2018 World Golf Championships-Mexico Championship (Lost), Phil Mickelson
Jim Thorpe (0-1)	1985 Western Open (Lost), Scott Verplank
David Toms (1-3)	2011 THE PLAYERS Championship (Lost), K.J. Choi 2002 Mercedes Championships (Lost), Sergio Garcia 2001 THE TOUR Championship (Lost), Mike Weir 2000 Michelob Championship at Kingsmill (Won), Mike Weir
Sam Torrance (0-1)	1983 Southern Open (Lost), Ronnie Black
D.J. Trahan (1-0)	2006 Southern Farm Bureau Classic (Won), Joe Durant
Kirk Triplett (0-1)	2000 John Deere Classic (Lost), Michael Clark II
Ted Tryba (0-1)	1999 Westin Texas Open (Lost), Duffy Waldorf
Marc Turnesa (0-1)	2008 Viking Classic (Lost), Will MacKenzie
Bob Tway (4-4)	2003 Bell Canadian Open (Won), Brad Faxon 2001 Nissan Open (Lost), Robert Allenby 1995 MCI Classic (Won), David Frost, Nolan Henke 1990 Las Vegas Invitational (Won), John Cook 1989 BellSouth Atlanta Golf Classic (Lost), Scott Simpson 1988 AT&T Pebble Beach National Pro-Am (Lost), Steve Jones 1988 Southern Open (Lost), David Frost 1986 Shearson Lehman Brothers Andy Williams Open (Won), Bernhard Langer
Kevin Tway (1-0)	2019 Safeway Open (Won), Brandt Snedeker, Ryan Moore
Jean Van de Velde (0-2)	2000 Reno-Tahoe Open (Lost), Scott Verplank 1999 The Open Championship (Lost), Paul Lawrie
Tjaart van der Walt (0-1)	2005 Buick Championship (Lost), Brad Faxon
Bo Van Pelt (1-0)	2009 U.S. Bank Championship in Milwaukee (Won), John Mallinger
Jhonattan Vegas (2-0)	2017 RBC Canadian Open (Won), Charley Hoffman 2011 Bob Hope Classic (Won), Gary Woodland, Bill Haas
Scott Verplank (2-4)	2010 Travelers Championship (Lost), Bubba Watson 2004 Ford Championship at Doral (Lost), Craig Parry 2001 Verizon Byron Nelson Classic (Lost), Robert Damron 2000 Reno-Tahoe Open (Won), Jean Van de Velde 1998 Greater Greensboro Chrysler Classic (Lost), Trevor Dodds 1985 Western Open (Won), Jim Thorpe
Camilo Villegas (1-2)	2017 The RSM Classic (Lost), Mackenzie Hughes 2008 THE TOUR Championship presented by Coca-Cola (Won), Sergio Garcia 2007 The Honda Classic (Lost), Mark Wilson
Lanny Wadkins (1-2)	1985 Bob Hope Classic (Won), Craig Stadler 1983 Joe Garagiola-Tucson Open (Lost), Gil Morgan
Bobby Wadkins (0-1)	1985 Sea Pines Heritage (Lost), Bernhard Langer
Lanny Wadkins (1-2)	1987 PGA Championship (Lost), Larry Nelson
Johnson Wagner (1-1)	2015 Shell Houston Open (Lost), J.B. Holmes 2011 Mayakoba Golf Classic at Riviera Maya-Cancun (Won), Spencer Levin
Grant Waite (0-1)	1997 Michelob Championship at Kingsmill (Lost), David Duval
Duffy Waldorf (2-1)	1999 Buick Classic (Won), Dennis Paulson 1999 Westin Texas Open (Won), Ted Tryba 1997 Michelob Championship at Kingsmill (Lost), David Duval
Jimmy Walker (0-1)	2015 Hyundai Tournament of Champions (Lost), Patrick Reed
Tom Watson (1-2)	2009 The Open Championship (Lost), Stewart Cink 1988 NEC World Series of Golf (Lost), Mike Reid 1984 Western Open (Won), Greg Norman
Bubba Watson (5-1)	2015 Travelers Championship (Won), Paul Casey 2015 World Golf Championships-HSBC Champions (Won), Tim Clark 2012 Masters Tournament (Won), Louis Oosthuizen 2011 Zurich Classic of New Orleans (Won), Webb Simpson 2010 Travelers Championship (Won), Corey Pavin, Scott Verplank 2010 PGA Championship (Lost), Martin Kaymer
Brian Watts (0-1)	1998 The Open Championship (Lost), Mark O'Meara
Boo Weekley (0-1)	2007 The Honda Classic (Lost), Mark Wilson
D.A. Weirbring (0-1)	1991 Las Vegas Invitational (Lost), Andrew Magee
Mike Weir (3-2)	2004 Bell Canadian Open (Lost), Vijay Singh 2003 Nissan Open (Won), Charles Howell III 2003 Masters Tournament (Won), Len Mattiace 2001 THE TOUR Championship (Won), David Toms, Sergio Garcia, Ernie Els 2000 Michelob Championship at Kingsmill (Lost), David Toms
Lee Westwood (1-0)	2010 St. Jude Classic presented by Smith & Nephew (Won), Robert Karlsson, Robert Garrigus

## 2019-20 PGA TOUR MEDIA GUIDE | Section 5: All-Time Records

Player (Record)	Tournament(result), Opponent(s)
Mark Wiebe (1-2)	1993 Buick Classic (Lost), Vijay Singh 1988 Anheuser-Busch Golf Classic (Lost), Tom Sieckmann 1985 Anheuser-Busch Golf Classic (Won), John Mahaffey
Jay Williamson (0-2)	2008 John Deere Classic (Lost), Kenny Perry 2007 Travelers Championship (Lost), Hunter Mahan
Mark Wilson (2-0)	2011 Waste Management Phoenix Open (Won), Jason Dufner 2007 The Honda Classic (Won), Boo Weekley, Camilo Villegas, José Coceres
Willie Wood (1-1)	1990 Hardee's Golf Classic (Lost), Joey Sindelar
Gary Woodland (1-2)	2018 Waste Management Phoenix Open (Won), Chez Reavie 2014 CIMB Classic (Lost), Ryan Moore 2011 Bob Hope Classic (Lost), Jhonattan Vegas
Tiger Woods (11-1)	2008 U.S. Open Championship (Won), Rocco Mediate 2006 Buick Invitational (Won), José María Olazábal, Nathan Green 2006 World Golf Championships-Bridgestone Invitational (Won), Stewart Cink 2005 Masters Tournament (Won), Chris DiMarco 2005 World Golf Championships-American Express Championship (Won), John Daly 2001 World Golf Championships-NEC Invitational (Won), Jim Furyk 2000 Mercedes Championships (Won), Ernie Els 2000 PGA Championship (Won), Bob May 1999 World Golf Championships-American Express Championship (Won), Miguel Ángel Jiménez 1998 Nissan Open (Lost), Billy Mayfair 1997 Mercedes Championships (Won), Tom Lehman 1996 Las Vegas Invitational (Won), Davis Love III
Ian Woosnam (1-0)	1991 USF&G Classic (Won), Jim Hallet
Robert Wrenn (0-1)	1989 Las Vegas Invitational (Lost), Scott Hoch
Fuzzy Zoeller (1-2)	1994 THE TOUR Championship (Lost), Mark McCumber 1984 U.S. Open Championship (Won), Greg Norman 1983 Colonial National Invitation (Lost), Jim Colbert

### Tournament Playoff Records

#### A Military Tribute at The Greenbrier (3)

**2015** Danny Lee Defeated David Hearn, Kevin Kisner and Robert Streb | **2012** Ted Potter, Jr. Defeated Troy Kelly | **2011** Scott Stallings Defeated Bob Estes and Bill Haas

#### The American Express (21)

**2018** Jon Rahm Defeated Andrew Landry | **2016** Jason Dufner Defeated David Lingmerth | **2013** Brian Gay Defeated Charles Howell III and David Lingmerth | **2011** Jhonattan Vegas Defeated Bill Haas and Gary Woodland | **2007** Charley Hoffman Defeated John Rollins | **2004** Phil Mickelson Defeated Skip Kendall | **2002** Phil Mickelson Defeated David Berganio, Jr. | **1998** Fred Couples Defeated Bruce Lietzke | **1992** John Cook Defeated Rick Fehr, Tom Kite, Mark O'Meara, and Gene Sauers | **1991** Corey Pavin Defeated Mark O'Meara | **1989** Steve Jones Defeated Paul Azinger and Sandy Lyle | **1986** Donnie Hammond Defeated John Cook | **1985** Lanny Wadkins Defeated Craig Stadler | **1984** John Mahaffey Defeated Jim Simons | **1983** Keith Fergus Defeated Rex Caldwell | **1982** Ed Frier Defeated Tom Kite | **1971** Arnold Palmer Defeated Raymond Floyd | **1968** Arnold Palmer Defeated Deane Beman | **1966** Doug Sanders Defeated Arnold Palmer | **1964** Tommy Jacobs Defeated Jimmy Demaret | **1963** Jack Nicklaus Defeated Gary Player

#### Arnold Palmer Invitational presented by Mastercard (7)

**1999** Tim Herron Defeated Tom Lehman | **1989** Tom Kite Defeated Davis Love III | **1984** Gary Koch Defeated George Burns | **1983** Mike Nicolette Defeated Greg Norman | **1982** Tom Kite Defeated Jack Nicklaus, Denis Watson | **1979** Bob Byman Defeated John Schroeder | **1976** Hale Irwin Defeated Kermit Zarley

#### AT&T Byron Nelson (22)

**2017** Billy Horschel Defeated Jason Day | **2016** Sergio Garcia Defeated Brooks Koepka | **2011** Keegan Bradley Defeated Ryan Palmer | **2008** Adam Scott Defeated Ryan Moore | **2004** Sergio Garcia Defeated Robert Damron and Dudley Hart | **2001** Robert Damron Defeated Scott Verplank | **2000** Jesper Parnevik Defeated Davis Love III and Phil Mickelson | **1999** Loren Roberts Defeated Steve Pate | **1994** Neal Lancaster Defeated Tom Byrum, Mark Carnevale, David Edwards, Yoshinori Mizumaki, and David Ogriin | **1992** Billy Ray Brown Defeated Ben Crenshaw, Raymond Floyd, and Bruce Lietzke | **1989** Jodie Mudd Defeated Larry Nelson | **1988** Bruce Lietzke Defeated Clarence Rose | **1987** Fred Couples Defeated Mark Calcavecchia | **1985** Bob Eastwood Defeated Payne Stewart | **1981** Bruce Lietzke Defeated Tom Watson | **1979** Tom Watson Defeated Bill Rogers | **1973** Lanny Wadkins Defeated Dan Sikes | **1972** Chi Chi Rodriguez Defeated Billy Casper | **1970** Jack Nicklaus Defeated Arnold Palmer | **1960** Johnny Pott Defeated Ted Kroll and Bo Wininger | **1958** Sam Snead Defeated Julius Boros, John McMullen, and Gary Player | **1956** Peter Thomson Defeated Gene Littler and Cary Middlecoff

#### AT&T Pebble Beach Pro-Am (11)

**2008** Steve Lowery Defeated Vijay Singh | **1992** Mark O'Meara Defeated Jeff Sluman | **1988** Steve Jones Defeated Bob Tway | **1984** Hale Irwin Defeated Jim Nelford | **1981** John Cook Defeated Bobby Clampett, Ben Crenshaw, Hale Irwin, and Barney Thompson | **1979** Lon Hinkle Defeated Andy Bean and Mark Hayes | **1978** Tom Watson Defeated Ben Crenshaw | **1973** Jack Nicklaus Defeated Raymond Floyd and Orville Moody | **1972** Jack Nicklaus Defeated Johnny Miller | **1968** Johnny Pott Defeated Billy Casper and Bruce Devlin | **1962** Doug Ford Defeated Joe Campbell

#### Barbasol Championship (1)

**2016** Aaron Baddeley Defeated Si Woo Kim

#### Barracuda Championship (5)

**2017** Chris Stroud Defeated Greg Owen and Richy Werenski | **2015** J.J. Henry Defeated Kyle Reifers | **2004** Vaughn Taylor Defeated Steve Allan, Hunter Mahan, and Scott McCarron | **2002** Chris Riley Defeated Jonathan Kaye | **2000** Scott Verplank Defeated Jean Van de Velde

#### BMW Championship (18)

**2018** Keegan Bradley Defeated Justin Rose | **2000** Robert Allenby Defeated Nick Price | **1989** Mark McCumber Defeated Peter Jacobsen | **1986** Tom Kite Defeated Fred Couples, David Frost, and Nick Price | **1985** Scott Verplank Defeated Jim Thorpe | **1984** Tom Watson Defeated Greg Norman | **1979** Larry Nelson Defeated Ben Crenshaw | **1978** Andy Bean Defeated Bill Rogers | **1963** Arnold Palmer Defeated Julius Boros and Jack Nicklaus | **1960** Stan Leonard Defeated Art Wall | **1957** Doug Ford Defeated George Bayer, Gene Littler, and Billy Maxwell | **1956** Mike Fetchick Defeated Doug Ford, Jay Hebert, and Don January | **1954** Lloyd Mangrum Defeated Ted Kroll | **1948** Ben Hogan Defeated Ed Oliver | **1940** Jimmy Demaret Defeated Toney Penna | **1937** Ralph Guldahl Defeated Horton Smith | **1934** Harry Cooper Defeated Ky Laffoon | **1899** Willie Smith Defeated Laurie Auchterlonie

#### Charles Schwab Challenge (11)

**2014** Adam Scott Defeated Jason Dufner | **2009** Steve Stricker Defeated Tim Clark and Steve Marino | **2007** Rory Sabbatini Defeated Jim Furyk and Bernhard Langer | **2006** Tim Herron Defeated Richard S Johnson | **1994** Nick Price Defeated Scott Simpson | **1992** Bruce Lietzke Defeated Corey Pavin | **1986** Dan Pohl Defeated Payne Stewart | **1984** Peter Jacobsen Defeated Payne Stewart | **1983** Jim Colbert Defeated Fuzzy Zoeller | **1962** Arnold Palmer Defeated Johnny Pott | **1959** Ben Hogan Defeated Fred Hawkins

#### THE CJ CUP @ NINE BRIDGES (1)

**2018** Justin Thomas Defeated Marc Leishman

#### Farmers Insurance Open (17)

**2018** Jason Day Defeated Alex Noren and Ryan Palmer | **2015** Jason Day Defeated Harris English, JB Holmes, and Scott Stallings | **2012** Brandt Snedeker Defeated Kyle Stanley | **2006** Tiger Woods Defeated Nathan Green and Jose Maria Olazabal | **2004** John Daly Defeated Luke Donald and Chris Riley | **2001** Phil Mickelson Defeated Frank Lickliter II and Davis Love III | **1998** Scott Simpson Defeated Skip Kendall | **1986** Bob Tway Defeated Bernhard Langer | **1985** Woody Blackburn Defeated Ron Streck | **1984** Gary Koch Defeated Gary Hallberg | **1981** Bruce Lietzke Defeated Raymond Floyd and Tom Jenkins | **1980** Tom Watson Defeated DA Weibring | **1975** J. C. Snead Defeated Raymond Floyd and Bobby Nichols | **1970** Pete Brown Defeated Tony Jacklin | **1965** Wes Ellis Defeated Billy Casper | **1962** Tommy Jacobs Defeated Johnny Pott | **1961** Arnold Palmer Defeated Al Balding

#### The Genesis Invitational (19)

**2015** James Hahn Defeated Paul Casey and Dustin Johnson | **2013** John Merrick Defeated Charlie Beljan | **2012** Bill Haas Defeated Keegan Bradley and Phil Mickelson | **2007** Charles Howell III Defeated Phil Mickelson | **2005** Adam Scott Defeated Chad Campbell | **2003** Mike Weir Defeated Charles Howell III | **2001** Robert Allenby Defeated Brandel Chamblee, Toshi Izawa, Dennis Paulson, Jeff Sluman, and Bob Tway | **1998** Billy Mayfair Defeated Tiger Woods | **1992** Fred Couples Defeated Davis Love III | **1987** Tze-Chung Chen Defeated Ben Crenshaw | **1982** Tom Watson Defeated Johnny Miller | **1972** George Archer Defeated Tommy Aaron and Dave Hill | **1971** Bob Lunn Defeated Billy Casper | **1970** Billy Casper Defeated Hale Irwin | **1969** Charles Sifford Defeated Harold Henning | **1952** Tommy Bolt Defeated Jack Burke, Jr. | **1950** Sam Snead Defeated Ben Hogan | **1942** Ben Hogan Defeated Jimmy Thomson | **1935** Victor Ghezzi Defeated Johnny Revolta

#### The Honda Classic (9)

**2018** Justin Thomas Defeated Luke List | **2015** Padraig Harrington Defeated Daniel Berger | **2014** Russell Henley Defeated Russell Knox, Rory McIlroy, Ryan Palmer | **2007** Mark Wilson Defeated Jose Coceres, Camilo Villegas, and Boo Weekley | **2005** Padraig Harrington Defeated Joe Ogilvie and Vijay Singh | **1993** Fred Couples Defeated Robert Gamez | **1992** Corey Pavin Defeated Fred Couples | **1985** Curtis Strange Defeated Peter Jacobsen | **1984** Bruce Lietzke Defeated Andy Bean

#### Houston Open (24)

**2018** Ian Poulter Defeated Beau Hossler | **2015** J. B. Holmes Defeated Jordan Spieth and Johnson Wagner | **2014** Matt Jones Defeated Matt Kuchar | **2010** Anthony Kim Defeated Vaughn Taylor | **2009** Paul Casey Defeated J.B. Holmes | **2005** Vijay Singh Defeated John Daly | **2000** Robert Allenby Defeated Craig Stadler | **1997** Phil Blackmar Defeated Kevin Sutherland | **1996** Mark Brooks Defeated Jeff Maggert | **1995** Payne Stewart Defeated Scott Hoch | **1993** Jim McGovern Defeated John Huston | **1990** Tony Sills Defeated Gil Morgan | **1988** Curtis Strange Defeated Greg Norman | **1987** Jay Haas Defeated Buddy Gardner | **1986** Curtis Strange Defeated Calvin Peete | **1982** Ed Sneed Defeated Bob Shearer | **1980** Curtis Strange Defeated Lee Trevino | **1971** Hubert Green Defeated Don January | **1970** Gibby Gilbert Defeated Bruce Crampton | **1962** Bobby Nichols Defeated Jack Nicklaus and Dan Sikes | **1961** Jay Hebert Defeated Ken Venturi | **1960** Bill Collins Defeated Arnold Palmer | **1959** Jack Burke, Jr. Defeated Julius Boros | **1953** Cary Middlecoff Defeated Jim Ferrier and Shelley Mayfield

## 2019-20 PGA TOUR MEDIA GUIDE | Section 5: All-Time Records

### John Deere Classic (10)

**2015** Jordan Spieth Defeated Tom Gillis | **2013** Jordan Spieth Defeated David Hearn and Zach Johnson | **2012** Zach Johnson Defeated Troy Matteson | **2008** Kenny Perry Defeated Brad Adamonis and Jay Williamson | **2004** Mark Hensby Defeated John E Morgan | **2000** Michael Clark II Defeated Kirk Triplett | **1999** J. L. Lewis Defeated Mike Brisky | **1990** Joey Sindelar Defeated Willie Wood | **1983** Danny Edwards Defeated Morris Hatalsky | **1981** Dave Barr Defeated Woody Blackburn, Frank Conner, Dan Halldorson, and Victor Regalado

### Masters Tournament (17)

**2017** Sergio Garcia Defeated Justin Rose | **2013** Adam Scott Defeated Angel Cabrera | **2012** Bubba Watson Defeated Louis Oosthuizen | **2009** Ángel Cabrera Defeated Chad Campbell and Kenny Perry | **2005** Tiger Woods Defeated Chris DiMarco | **2003** Mike Weir Defeated Len Mattiace | **1990** Nick Faldo Defeated Raymond Floyd | **1989** Nick Faldo Defeated Scott Hoch | **1987** Larry Mize Defeated Seve Ballesteros and Greg Norman | **1982** Craig Stadler Defeated Dan Pohl | **1979** Fuzzy Zoeller Defeated Ed Sneed and Tom Watson | **1970** Billy Casper Defeated Gene Littler | **1966** Jack Nicklaus Defeated Gay Brewer and Tommy Jacobs | **1962** Arnold Palmer Defeated Dow Finsterwald and Gary Player | **1954** Sam Snead Defeated Ben Hogan | **1942** Byron Nelson Defeated Ben Hogan | **1935** Gene Sarazen Defeated Craig Wood

### Mayakoba Golf Classic (4)

**2016** Graeme McDowell Defeated Jason Bohn and Russell Knox | **2012** John Huh Defeated Robert Allenby | **2011** Johnson Wagner Defeated Spencer Levin | **2007** Fred Funk Defeated Jose Coceres

### the Memorial Tournament presented by Nationwide (8)

**2018** Bryson DeChambeau Defeated Byeong Hun An and Kyle Stanley | **2016** William McGirt Defeated Jon Curran | **2015** David Lingmerth Defeated Justin Rose | **2014** Hideki Matsuyama Defeated Kevin Na | **1992** David Edwards Defeated Rick Fehr | **1991** Kenny Perry Defeated Hale Irwin | **1984** Jack Nicklaus Defeated Andy Bean | **1976** Roger Maltbie Defeated Hale Irwin

### THE NORTHERN TRUST (16)

**2017** Dustin Johnson Defeated Jordan Spieth | **2010** Matt Kuchar Defeated Martin Laird | **2008** Vijay Singh Defeated Sergio Garcia and Kevin Sutherland | **2004** Sergio Garcia Defeated Padraig Harrington and Rory Sabbatini | **2003** Jonathan Kaye Defeated John Rollins | **2000** Dennis Paulson Defeated David Duval | **1999** Duffy Waldorf Defeated Dennis Paulson | **1998** J. P. Hayes Defeated Jim Furyk | **1995** Vijay Singh Defeated Doug Martin | **1993** Vijay Singh Defeated Mark Wiebe | **1989** Wayne Grady Defeated Ronnie Black | **1988** Seve Ballesteros Defeated David Frost, Ken Green, and Greg Norman | **1987** J. C. Snead Defeated Seve Ballesteros | **1985** Roger Maltbie Defeated George Burns and Raymond Floyd | **1975** Gene Littler Defeated Julius Boros | **1973** Bobby Nichols Defeated Bob Murphy

### The Open Championship (20)

**2015** Zach Johnson Defeated Marc Leishman and Louis Oosthuizen | **2009** Stewart Cink Defeated Tom Watson | **2007** Padraig Harrington Defeated Sergio Garcia | **2004** Todd Hamilton Defeated Ernie Els | **2002** Ernie Els Defeated Stuart Appleby, Steve Elkington, and Thomas Levett | **1999** Paul Lawrie Defeated Justin Leonard and Jean Van de Velde | **1998** Mark O'Meara Defeated Brain Watts | **1995** John Daly Defeated Costantino Rocca | **1989** Mark Calcavecchia Defeated Wayne Grady and Greg Norman | **1975** Tom Watson Defeated Jack Newton | **1970** Jack Nicklaus Defeated Doug Sanders | **1963** Bob Charles Defeated Phil Rodgers | **1958** Peter Thomson Defeated Dave Thomas | **1949** Bobby Locke Defeated Harry Bradshaw | **1933** Denny Shute Defeated Craig Wood | **1921** Jock Hutchison Defeated Roger Wethered | **1911** Harry Vardon Defeated Arnaud Massy | **1896** Harry Vardon Defeated John H Taylor | **1889** Willie Park Jr Defeated Andrew Kirkaldy | **1883** Willie Fernie Defeated Robert Ferguson

### PGA Championship (13)

**2011** Keegan Bradley Defeated Jason Dufner | **2010** Martin Kaymer Defeated Bubba Watson | **2004** Vijay Singh Defeated Chris DiMarco and Justin Leonard | **2000** Tiger Woods Defeated Bob May | **1996** Mark Brooks Defeated Kenny Perry | **1995** Steve Elkington Defeated Colin Montgomerie | **1993** Paul Azinger Defeated Greg Norman | **1987** Larry Nelson Defeated Lanny Wadkins | **1979** David Graham Defeated Ben Crenshaw | **1978** John Mahaffey Defeated Jerry Pate and Tom Watson | **1977** Lanny Wadkins Defeated Gene Littler | **1967** Don January Defeated Don Massengale | **1961** Jerry Barber Defeated Don January

### THE PLAYERS Championship (5)

**2015** Rickie Fowler Defeated Sergio Garcia and Kevin Kisner | **2011** K. J. Choi Defeated David Toms | **2008** Sergio Garcia Defeated Paul Goydos | **1987** Sandy Lyle Defeated Jeff Sluman | **1981** Raymond Floyd Defeated Barry Jaeckel and Curtis Strange

### Puerto Rico Open (3)

**2016** Tony Finau Defeated Steve Marino | **2015** Alex Cejka Defeated Jon Curran, Emiliano Grillo, Tim Petrovic, and Sam Saunders | **2011** Michael Bradley Defeated Troy Matteson

### RBC Canadian Open (21)

**2017** Jhonattan Vegas Defeated Charley Hoffman | **2011** Sean O'Hair Defeated Kris Blanks | **2009** Nathan Green Defeated Retief Goosen | **2004** Vijay Singh Defeated Mike Weir | **2003** Bob Tway Defeated Brad Faxon | **2002** John Rollins Defeated Neal Lancaster and Justin Leonard | **1998** Billy Andrade Defeated Bob Friend | **1995** Mark O'Meara Defeated Bob Lohr | **1992** Greg Norman Defeated Bruce Lietzke | **1983** John Cook Defeated Johnny Miller | **1975** Tom Weiskopf Defeated Jack Nicklaus | **1971** Lee Trevino Defeated Art Wall, Jr | **1969** Tommy Aaron Defeated Sam Snead | **1967** Billy Casper Defeated Art Wall, Jr | **1956** Doug Sanders Defeated Dow Finsterwald | **1946** George Fazio Defeated Dick Metz | **1940** Sam Snead Defeated Harold McSpaden | **1938** Sam Snead Defeated Harry Cooper | **1931** Walter Hagen Defeated Percy Alliss | **1930** Tommy Armour Defeated Leo Diegel | **1920** J. Douglas Edgar Defeated Tommy Armour and Charles R Murray

### RBC Heritage (14)

**2018** Satoshi Kodaira Defeated Si Woo Kim | **2015** Jim Furyk Defeated Kevin Kisner | **2013** Graeme McDowell Defeated Webb Simpson | **2011** Brandt Snedeker Defeated Luke Donald | **2010** Jim Furyk Defeated Brian Davis | **2004** Stewart Cink Defeated Ted Purdy | **2003** Davis Love III Defeated Woody Austin | **2001** José Coceres Defeated Billy Mayfair | **1999** Glen Day Defeated Jeff Sluman and Payne Stewart | **1995** Bob Tway Defeated David Frost and Nolan Henke | **1990** Payne Stewart Defeated Steve Jones and Larry Mize | **1985** Bernhard Langer Defeated Bobby Wadkins | **1982** Tom Watson Defeated Frank Conner | **1980** Doug Tewell Defeated Jerry Pate

### The RSM Classic (4)

**2019** Charles Howell III Defeated Patrick Rodgers | **2017** Mackenzie Hughes Defeated Blayne Barber, Billy Horschel, Henrik Norlander, and Camilo Villegas | **2015** Robert Streb Defeated Brendon de Jonge and Will MacKenzie | **2011** Ben Crane Defeated Webb Simpson

### Safeway Open (5)

**2019** Kevin Tway Defeated Ryan Moore and Brandt Snedeker | **2016** Emiliano Grillo Defeated Kevin Na | **2011** Bryce Molder Defeated Briny Baird | **2009** Troy Matteson Defeated Rickie Fowler and Jamie Lovemark | **2008** Cameron Beckman Defeated Kevin Sutherland

### Sanderson Farms Championship (7)

**2013** Woody Austin Defeated Cameron Beckman and Daniel Summerhays | **2008** Will MacKenzie Defeated Brian Gay and Marc Turnesa | **2006** D. J. Trahan Defeated Joe Durant | **2000** Steve Lowery Defeated Skip Kendall | **1994** Brian Henninger Defeated Mike Sullivan | **1991** Larry Silveira Defeated Russ Cochran and Mike Nicolette | **1989** Jim Booros Defeated Mike Donald

### Sentry Tournament of Champions (14)

**2015** Patrick Reed Defeated Jimmy Walker | **2011** Jonathan Byrd Defeated Robert Garrigus | **2008** Daniel Chopra Defeated Steve Stricker | **2006** Stuart Appleby Defeated Vijay Singh | **2002** Sergio Garcia Defeated David Toms | **2000** Tiger Woods Defeated Ernie Els | **1997** Tiger Woods Defeated Tom Lehman | **1995** Steve Elkington Defeated Bruce Lietzke | **1994** Phil Mickelson Defeated Fred Couples | **1992** Steve Elkington Defeated Brad Faxon | **1977** Jack Nicklaus Defeated Bruce Lietzke | **1975** Al Geiberger Defeated Gary Player | **1972** Bobby Mitchell Defeated Jack Nicklaus | **1966** Arnold Palmer Defeated Gay Brewer

### Shriners Hospitals for Children Open (9)

**2018** Patrick Cantlay Defeated Alex Cejka and Whee Kim | **2010** Jonathan Byrd Defeated Martin Laird and Cameron Percy | **2009** Martin Laird Defeated Chad Campbell and George McNeill | **2005** Wes Short, Jr. Defeated Jim Furyk | **2003** Stuart Appleby Defeated Scott McCarron | **1996** Tiger Woods Defeated Davis Love III | **1991** Andrew Magee Defeated DA Weibring | **1990** Bob Tway Defeated John Cook | **1989** Scott Hoch Defeated Robert Wrenn

### Sony Open in Hawaii (12)

**2018** Patton Kizzire Defeated James Hahn | **2016** Fabián Gómez Defeated Brandt Snedeker | **2004** Ernie Els Defeated Harrison Frazer | **2003** Ernie Els Defeated Aaron Baddeley | **1997** Paul Stankowski Defeated Jim Furyk and Mike Reid | **1996** Jim Furyk Defeated Brad Faxon | **1987** Corey Pavin Defeated Craig Stadler | **1984** Jack Renner Defeated Wayne Levi | **1978** Hubert Green Defeated Bill Kratzert | **1972** Grier Jones Defeated Bob Murphy | **1967** Dudley Wysong Defeated Billy Casper | **1965** Gay Brewer Defeated Bob Goalby

### TOUR Championship (10)

**2016** Rory McIlroy Defeated Kevin Chappell and Ryan Moore | **2011** Bill Haas Defeated Hunter Mahan | **2008** Camilo Villegas Defeated Sergio Garcia | **2001** Mike Weir Defeated Ernie Els, Sergio Garcia, and David Toms | **1998** Hal Sutton Defeated Vijay Singh | **1994** Mark McCumber Defeated Fuzzy Zoeller | **1991** Craig Stadler Defeated Russ Cochran | **1990** Jodie Mudd Defeated Billy Mayfair | **1989** Tom Kite Defeated Payne Stewart | **1988** Curtis Strange Defeated Tom Kite

### Travelers Championship (23)

**2017** Jordan Spieth Defeated Daniel Berger | **2015** Bubba Watson Defeated Paul Casey | **2013** Ken Duke Defeated Chris Stroud | **2010** Bubba Watson Defeated Corey Pavin and Scott Verplank | **2007** Hunter Mahan Defeated Jay Williamson | **2005** Brad Faxon Defeated Tjaart van der Walt | **2004** Woody Austin Defeated Tim Herron | **1998** Olin Browne Defeated Stewart Cink and Larry Mize | **1991** Billy Ray Brown Defeated Rick Fehr and Corey Pavin | **1988** Mark Brooks Defeated Dave Barr and Joey Sindelar | **1986** Mac O'Grady Defeated Roger Maltbie | **1985** Phil Blackmar Defeated Jodie Mudd and Dan Pohl | **1980** Howard Twitty Defeated Jim Simons | **1975** Don Bies Defeated Hubert Green | **1972** Lee Trevino Defeated Lee Elder | **1971** George Archer Defeated Lou Graham and J C Snead | **1969** Bob Lunn Defeated Dave Hill | **1965** Billy Casper Defeated Johnny Pott | **1962** Bob Goalby Defeated Art Wall | **1961** Billy Maxwell Defeated Ted Kroll | **1960** Arnold Palmer Defeated Bill Collins and Jack Fleck | **1956** Arnold Palmer Defeated Ted Kroll | **1954** Tommy Bolt Defeated Earl Stewart

#### U.S. Open (32)

**2008** Tiger Woods Defeated Rocco Mediate | **2001** Retief Goosen Defeated Mark Brooks | **1994** Ernie Els Defeated Colin Montgomerie and Loren Roberts | **1991** Payne Stewart Defeated Scott Simpson | **1990** Hale Irwin Defeated Mike Donald | **1988** Curtis Strange Defeated Nick Faldo | **1984** Fuzzy Zoeller Defeated Greg Norman | **1975** Lou Graham Defeated John Mahaffey | **1971** Lee Trevino Defeated Jack Nicklaus | **1966** Billy Casper Defeated Arnold Palmer | **1965** Gary Player Defeated Kel Nagle | **1963** Julius Boros Defeated Jacky Cupit and Arnold Palmer | **1962** Jack Nicklaus Defeated Arnold Palmer | **1957** Dick Mayer Defeated Cary Middlecoff | **1955** Jack Fleck Defeated Ben Hogan | **1950** Ben Hogan Defeated George Fazio and Lloyd Mangrum | **1947** Lew Worsham Defeated Sam Snead | **1946** Lloyd Mangrum Defeated Vic Ghezzi and Byron Nelson | **1940** Lawson Little Defeated Gene Sarazen | **1939** Byron Nelson Defeated Denny Shute and Craig Wood | **1931** Billy Burke Defeated George Von Elm | **1929** Bobby Jones Defeated Al Espinosa | **1928** Johnny Farrell Defeated Robert T. Jones, Jr | **1927** Tommy Armour Defeated Harry Cooper | **1925** Willie MacFarlane Defeated Robert T. Jones, Jr | **1923** Bobby Jones Defeated Bobby Cruickshank | **1919** Walter Hagen Defeated Mike Brady | **1913** Francis Ouimet Defeated Edward Ray and Harry Vardon | **1910** Alex Smith Defeated John McDermott and Macdonald Smith | **1908** Fred McLeod Defeated Willie Smith | **1903** Willie Anderson Defeated David Brown | **1901** Willie Anderson Defeated Alex Smith

#### Valero Texas Open (15)

**2009** Zach Johnson Defeated James Driscoll | **2007** Justin Leonard Defeated Jesper Parnevik | **1999** Duffy Waldorf Defeated Ted Tryba | **1993** Jay Haas Defeated Bob Lohr | **1992** Nick Price Defeated Steve Elkington | **1991** Blaine McCallister Defeated Gary Hallberg | **1985** John Mahaffey Defeated Jodie Mudd | **1981** Bill Rogers Defeated Ben Crenshaw | **1976** Butch Baird Defeated Miller Barber | **1975** Don January Defeated Larry Hinson | **1969** Deane Beman Defeated Jack McGowan | **1951** E. Harrison Defeated Doug Ford | **1942** Chick Harbert Defeated Ben Hogan | **1940** Byron Nelson Defeated Ben Hogan | **1923** Walter Hagen Defeated Bill Mehlhorn

#### Valspar Championship (3)

**2016** Charl Schwartzel Defeated Bill Haas | **2015** Jordan Spieth Defeated Sean O'Hair and Patrick Reed | **2012** Luke Donald Defeated Sangmoon Bae, Jim Furyk, and Robert Garrigus

#### Waste Management Phoenix Open (18)

**2018** Gary Woodland Defeated Chez Reavie | **2017** Hideki Matsuyama Defeated Webb Simpson | **2016** Hideki Matsuyama Defeated Rickie Fowler | **2011** Mark Wilson Defeated Jason Dufner | **2009** Kenny Perry Defeated Charley Hoffman | **2008** J. B. Holmes Defeated Phil Mickelson | **1996** Phil Mickelson Defeated Justin Leonard | **1995** Vijay Singh Defeated Billy Mayfair | **1988** Sandy Lyle Defeated Fred Couples | **1983** Bob Gilder Defeated Rex Caldwell, Johnny Miller, and Mark O'Meara | **1977** Jerry Pate Defeated Dave Stockton | **1972** Homero Blancas Defeated Larry Wadkins | **1961** Arnold Palmer Defeated Doug Sanders | **1960** Jack Fleck Defeated Bill Collins | **1954** Ed Furgol Defeated Cary Middlecoff | **1949** Jimmy Demaret Defeated Ben Hogan | **1946** Ben Hogan Defeated Herman Keiser | **1944** Harold McSpaden Defeated Byron Nelson

#### Wells Fargo Championship (7)

**2016** James Hahn Defeated Roberto Castro | **2013** Derek Ernst Defeated David Lynn | **2012** Rickie Fowler Defeated Rory McIlroy and DA Points | **2011** Lucas Glover Defeated Jonathan Byrd | **2006** Jim Furyk Defeated Trevor Immelman | **2005** Vijay Singh Defeated Jim Furyk and Sergio Garcia | **2004** Joey Sindelar Defeated Arron Oberholser

#### World Golf Championships-FedEx St. Jude Invitational (2)

**2006** Tiger Woods Defeated Stewart Cink | **2001** Tiger Woods Defeated Jim Furyk

#### World Golf Championships-HSBC Champions (2)

**2019** Xander Schauffele Defeated Tony Finau | **2015** Bubba Watson Defeated Tim Clark

#### World Golf Championships-Mexico Championship (3)

**2018** Phil Mickelson Defeated Justin Thomas | **2005** Tiger Woods Defeated John Daly | **1999** Tiger Woods Defeated Miguel Angel Jimenez

#### Wyndham Championship (17)

**2013** Patrick Reed Defeated Jordan Spieth | **2009** Ryan Moore Defeated Jason Bohn and Kevin Stadler | **1998** Trevor Dodds Defeated Scott Verplank | **1997** Frank Nobilo Defeated Brad Faxon | **1993** Rocco Mediate Defeated Steve Elkington | **1991** Mark Brooks Defeated Gene Sauers | **1988** Sandy Lyle Defeated Ken Green | **1981** Larry Nelson Defeated Mark Hayes | **1972** George Archer Defeated Tommy Aaron | **1971** Bud Allin Defeated Dave Eichelberger and Rod Funseth | **1969** Gene Littler Defeated Julius Boros, Orville Moody, and Tom Weiskopf | **1966** Doug Sanders Defeated Tom Weiskopf | **1964** Julius Boros Defeated Doug Sanders | **1956** Sam Snead Defeated Fred Wampler | **1954** Doug Ford Defeated Marty Furgol | **1953** Earl Stewart Defeated Doug Ford, Sam Snead, and Art Wall | **1949** Sam Snead Defeated Lloyd Mangrum

#### Zurich Classic of New Orleans (14)

**2017** Jonas Blixt/Cameron Smith Defeated Scott Brown/Kevin Kisner | **2016** Brian Stuard Defeated Byeong Hun An and Jamie Lovemark | **2012** Jason Dufner Defeated Ernie Els | **2011** Bubba Watson Defeated Webb Simpson | **2005** Tim Petrovic Defeated James Driscoll | **2003** Steve Flesch Defeated Bob Estes | **2000** Carlos Franco Defeated Blaine McCallister | **1995** Davis Love III Defeated Mike Heinen | **1991** Ian Woosnam Defeated Jim Hallet | **1973** Jack Nicklaus Defeated Miller Barber | **1970** Miller Barber Defeated Bob Charles and Howie Johnson | **1969** Larry Hinson Defeated Frank Beard | **1958** Billy Casper Defeated Ken Venturi | **1945** Byron Nelson Defeated Harold McSpaden

## The Last Time

### Last to Win Playoff in Consecutive Weeks

Player	Tournament	Tournament
David Duval	1997 Michelob Championship at Kingsmill	1997 Walt Disney World/Oldsmobile Classic

### Last to Win Playoff in Consecutive Starts

Player	Tournament	Tournament
Jonathan Byrd	2010 Justin Timberlake Shriners Hospitals for Children Open	2011 Hyundai Tournament of Champions

### Last to Lose Playoff in Consecutive Tournaments

Player	Tournament	Tournament
José Coceres	2007 Mayakoba Golf Classic at Riviera Maya-Cancun	2007 The Honda Classic

### Last to Lose Playoff in Consecutive Seasons in Same Tournament

Player	Tournament	Tournament
Robert Karlsson	2010 St. Jude Classic presented by Smith & Nephew	2011 FedEx St. Jude Classic

### Last to Earn First Three Wins in Playoffs

Player	Tournament	Tournament	Tournament
Steve Lowery	1994 Sprint International	2000 Southern Farm Bureau Classic	2008 AT&T Pebble Beach National Pro-Am

### Last to Lose Three Playoffs in a Season

Player	Tournament	Tournament	Tournament
Kevin Kisner	2015 RBC Heritage	2015 THE PLAYERS Championship	2015 The Greenbrier Classic
Horton Smith	1937 St. Petersburg Open	1937 Hollywood Hotel Open	1937 Western Open

### Last to Win Playoff with Eagle

Player	Tournament	Result
J.J. Henry	2015 Barracuda Championship	Defeated Kyle Reifers on second playoff hole, No. 18.
Jonathan Byrd	2010 Justin Timberlake Shriners Hospitals for Children Open	Defeated Martin Laird and Cameron Percy, hole-in-one on fourth playoff hole, No. 17.

### Last to Win Playoff with Bogey

Player	Tournament	Result
Sean O'Hair	2011 RBC Canadian Open	Defeated Kris Blanks on first playoff hole.

### Last to Win Playoff with Double Bogey

Player	Tournament	Result
Phil Mickelson	2001 Buick Invitational	Defeated Frank Lickliter II on third playoff hole.

### Last Three-Hole Playoff

Tournament	Winner	Result
2018 RBC Heritage	Satoshi Kodaira	Defeated Si Woo Kim.
2017 The RSM Classic	Mackenzie Hughes	Defeated Blayne Barber, Billy Horschel, Henrik Norlander and Camilo Villegas.
2016 Puerto Rico Open at Coco Beach	Tony Finau	Defeated Steve Marino.
2015 the Memorial Tournament presented by Nationwide	David Lingmerth	Defeated Justin Rose.
2015 Valspar Championship	Jordan Spieth	Defeated Sean O'Hair and Patrick Reed.
2015 Northern Trust Open	James Hahn	Defeated Paul Casey and Dustin Johnson.
2014 Crowne Plaza Invitational at Colonial	Adam Scott	Defeated Jason Dufner.
2012 The Greenbrier Classic	Ted Potter, Jr.	Defeated Troy Kelly.
2011 TOUR Championship by Coca-Cola	Bill Haas	Defeated Hunter Mahan.

### Last Three-Hole Aggregate Playoff

Tournament	Winner	Result
2015 THE PLAYERS Championship	Rickie Fowler	Defeated Sergio Garcia and Kevin Kisner.
2011 PGA Championship	Keegan Bradley	Defeated Jason Dufner.

### Last Four-Hole Playoff

Tournament	Winner	Result
2018 CareerBuilder Challenge	Jon Rahm	Defeated Andrew Landry.
2017 Zurich Classic of New Orleans	Jonas Blixt	Team of Jonas Blixt/Cameron Smith defeated team of Scott Brown/Kevin Kisner.
2017 Waste Management Phoenix Open	Hideki Matsuyama	Defeated Webb Simpson.
2016 TOUR Championship	Rory McIlroy	Defeated Kevin Chappell and Ryan Moore. Chappell was eliminated at first extra hole.
2016 Barbasol Championship	Aaron Baddeley	Defeated Si Woo Kim.
2016 Waste Management Phoenix Open	Hideki Matsuyama	Defeated Rickie Fowler.
2015 THE PLAYERS Championship	Rickie Fowler	Defeated Sergio Garcia and Kevin Kisner. Garcia was eliminated after three-hole aggregate playoff. Kisner lost on the following sudden-death hole.
2010 Justin Timberlake Shriners Hospitals for Children Open	Jonathan Byrd	Defeated Martin Laird and Cameron Percy.

### Last Four-Hole Aggregate Playoff

Tournament	Winner	Result
2015 The Open Championship	Zach Johnson	Defeated Marc Leishman and Louis Oosthuizen.
2007 The Open Championship	Padraig Harrington	Defeated Sergio Garcia.

### Last Five-Hole Playoff

Tournament	Winner	Result
2013 John Deere Classic	Jordan Spieth	Defeated David Hearn and Zach Johnson.
2004 MCI Heritage	Stewart Cink	Defeated Ted Purdy.

### Last Six-Hole Playoff

Tournament	Winner	Result
2018 Farmers Insurance Open	Jason Day	Defeated Alex Noren and Ryan Palmer. Palmer was eliminated at first playoff hole.
2018 Sony Open in Hawaii	Patton Kizzire	Defeated James Hahn.
2011 Frys.com Open	Bryce Molder	Defeated Briny Baird.

### Last Seven-Hole Playoff

Tournament	Winner	Result
2001 World Golf Championships-NEC Invitational	Tiger Woods	Defeated Jim Furyk.

### Last Eight-Hole Playoff

Tournament	Winner	Result
2012 Mayakoba Golf Classic	John Huh	Defeated Robert Allenby.
1983 Phoenix Open	Bob Gilder	Defeated Rex Caldwell, Johnny Miller, and Mark O'Meara. Miller and O'Meara were eliminated at the second playoff hole.

### Last Time Three Consecutive, Multi-Hole Playoffs

Tournament	Tournament	Tournament
2018 Sony Open in Hawaii	2018 CareerBuilder Challenge	2018 Farmers Insurance Open
2015 Travelers Championship	2015 The Greenbrier Classic	2015 John Deere Classic
2015 Northern Trust Open	2015 The Honda Classic	2015 Puerto Rico Open
2000 Shell Houston Open	2000 COMPAQ Classic of New Orleans	2000 GTE Byron Nelson Classic

### Last Time Four Consecutive Playoffs

Tournament	Tournament	Tournament	Tournament
2018 Sony Open in Hawaii	2018 CareerBuilder Challenge	2018 Farmers Insurance Open	2018 Waste Management Phoenix Open
2015 Travelers Championship	2015 The Greenbrier Classic	2015 John Deere Classic	2015 The Open Championship
2015 Northern Trust Open	2015 The Honda Classic	2015 Puerto Rico Open	2015 Valspar Championship

### Last Time 18-Hole Aggregate Playoff

Tournament	Winner	Result
2008 U.S. Open Championship	Tiger Woods	Defeated Rocco Mediate on 19th hole.

**Last 18-Hole+ Playoff**

Tournament	Winner	Result
2008 U.S. Open Championship	Tiger Woods	Defeated Rocco Mediate on 19th hole.

**Last 36-Hole Aggregate Playoff**

Tournament	Winner	Results
1947 All American Open	Bobby Locke	Defeated Ed Oliver.

**Last 54-Hole Aggregate Playoff**

Tournament	Winner	Result
1926 Metropolitan Open	Macdonald Smith	Defeated Gene Sarazen.

**Last 72-Hole Aggregate Playoff**

Tournament	Winner	Result
1931 U.S. Open Championship	Billy Burke	Defeated George Von Elm.

**Last Four-Man Playoff**

Tournament	Winner	Result
2015 The Greenbrier Classic	Danny Lee	Defeated David Hearn, Kevin Kisner, and Robert Streb.
2015 Farmers Insurance Open	Jason Day	Defeated Harris English, J.B. Holmes, and Scott Stallings.
2014 The Honda Classic	Russell Henley	Defeated Russell Knox, Rory McIlroy, and Ryan Palmer.
2012 Transitions Championship	Luke Donald	Defeated Sangmoon Bae, Jim Furyk, and Robert Garrigus.
2007 The Honda Classic	Mark Wilson	Defeated Jose Coceres, Camilo Villegas, and Boo Weekley.

**Last Five-Man Playoff**

Tournament	Winner	Result
2017 The RSM Classic	Mackenzie Hughes	Defeated Blayne Barber, Camilo Villegas, Henrik Norlander and Billy Horschel
2015 Puerto Rico Open	Alex Cejka	Defeated Blayne Barber, Camilo Villegas, Henrik Norlander and Billy Horschel
2005 BellSouth Classic	Phil Mickelson	Defeated Rich Beem, Arjun Atwal, Brandt Jobe and Jose Maria Olazabal

**Last Six-Man Playoff**

Tournament	Winner	Result
2001 Nissan Open	Robert Allenby	Defeated Brandel Chamblee, Toshi Izawa, Dennis Paulson, Jeff Sluman, and Bob Tway.

# Age

## Age-Related Records

### Youngest to Play

Age	Player	Tournament	Finish Position
11 years, 11 months, 2 days	Don Dunkelberger	1937 Chicago Open	Withdrew
14 years, 2 months, 29 days	Michelle Wie	2004 Sony Open in Hawaii	Missed Cut
14 years, 5 months, 11 days	Marshall Springer	1937 Chicago Open	Missed Cut
14 years, 5 months, 17 days	Guan Tian Liang	2013 Masters Tournament	58
14 years, 6 months	Andy Zhang	2012 U. S. Open	Missed Cut
14 years, 6 months	Guan Tian Liang	2013 Zurich Classic of New Orleans	71
14 days, 6 months, 20 days	Guan Tian Liang	2013 HP Byron Nelson Championship	Missed Cut
14 years, 7 months, 5 days	Guan Tian Liang	2013 the Memorial Tournament presented by Nationwide Insurance	Missed Cut
14 years, 7 months, 24 days	Lorens Chan	2009 Sony Open in Hawaii	Missed Cut
14 years, 8 months	Marshall Springer	1937 Western Open	Missed Cut
14 years, 9 months, 7 days	George Burdett	1937 Utah Open	N/A
15 years, 3 months, 2 days	Michelle Wie	2005 Sony Open in Hawaii	Missed Cut
15 years, 5 months, 7 days	Tadd Fujikawa	2006 U. S. Open Championship	Missed Cut
15 years, 7 months, 2 days	George Burdett	1938 Washington Open	N/A
15 years, 8 months, 20 days	Bob Panasuk	1957 Canadian Open	T66
15 years, 8 months, 29 days	Michelle Wie	2005 John Deere Classic	Missed Cut

### Oldest to Play

Age	Player	Tournament	Finish Position
77 years, 10 months, 9 days	Jerry Barber	1994 Buick Invitational of California	Missed Cut

# Leads

## Leads

### Most Leads Entering Final Round Converted to a Win

Wins	Player
<b>56</b>	Sam Snead
<b>54</b>	Tiger Woods
<b>43</b>	Byron Nelson
<b>41</b>	Ben Hogan
<b>32</b>	Jack Nicklaus

### Largest Lead with 18 Holes to Play

Stroke Lead	Player	Tournament	Result
<b>13</b>	Bobby Locke	1948 Chicago Victory National Open	Won by 16
	Sam Snead	1936 West Virginia Closed Pro	Won by 16
<b>11</b>	Gene Sarazen	1927 Long Island Open	Won by 11
<b>10</b>	Tiger Woods	2000 U.S. Open Championship	Won by 15
	Gene Littler	1955 Tournament of Champions	Won by 13
	Ben Hogan	1945 Portland Open Invitational	Won by 14
	Gene Sarazen	1935 Massachusetts Open	Won by 14
	Walter Hagen	1920 Florida West Coast Open	Won by 12

### Largest Lead Lost with 18 Holes to Play

Stroke Lead	Player	Tournament	Final Round Score
<b>6</b>	Dustin Johnson	2018 World Golf Championships-HSBC Champions	77
	Spencer Levin	2012 Waste Management Phoenix Open	75
	Sergio Garcia	2005 Wachovia Championship	72
	Greg Norman	1996 Masters Tournament	78
	Hal Sutton	1983 Anheuser-Busch Golf Classic	77
	Gay Brewer	1969 Danny Thomas-Diplomat Classic	73
	Bobby Cruickshank	1928 Florida Open	80

## The Last Time

### Last Amateur to Lead After Any Round

Player	Tournament	Round	Finish Position
Paul Dunne	2015 The Open Championship	3	T30
Patrick Cantlay	2011 Travelers Championship	2	T24

### Last Amateur to Play in the Final Group of the Final Round

Player	Tournament	Finish Position
Jared du Toit	2016 RBC Canadian Open	T9
Paul Dunne	2015 The Open Championship	T30

### Last Player to Hold Lead/Co-Lead in First Round as a Professional

Player	Tournament	Finish Position
Sepp Straka	2019 Safeway Open	T46
Jon Rahm	2016 Quicken Loans National	T3

### Last Player to Hold First-Round Lead/Co-Lead and Miss the Cut

Player	Tournament	Outright Lead/Co-Lead
Zecheng Dou	2018 Zurich Classic of New Orleans	Shared lead
Xinjun Zhang	2018 Zurich Classic of New Orleans	Shared lead
Andrew Loupe	2016 Travelers Championship	Shared lead
Keegan Bradley	2016 Valspar Championship	Shared lead
Danny Lee	2014 Valspar Championship	Shared lead
Camilo Villegas	2013 The Honda Classic	Outright lead
Jim Renner	2011 Travelers Championship	Outright lead
Ben Martin	2011 Northern Trust Open	Shared lead

### Last Leader/Co-Leader After Any Round to Withdraw

Player	Tournament	Round Led	Reason for WD
Erik Compton	2015 Wyndham Championship	1	Withdrew prior to third round with ankle injury
Hunter Mahan	2013 RBC Canadian Open	2	Withdrew 50 minutes prior to third round when his wife went into labor

# Cuts

## Cuts

### Most Consecutive Cuts Made

Consecutive Cuts	Player	Tournament	End
<b>142</b>	Tiger Woods	1998 Buick Invitational	Missed cut at 2005 EDS Byron Nelson Championship
<b>113</b>	Byron Nelson	1941 Bing Crosby Pro-Am	Withdrew after two rounds of 1949 Bing Crosby National Pro-Am
<b>105</b>	Jack Nicklaus	1970 Sahara Invitational	Missed cut at 1976 World Open
<b>86</b>	Hale Irwin	1975 Bing Crosby National Pro-Am	Missed cut at 1979 Bing Crosby National Pro-Am
<b>72</b>	Dow Finsterwald	1955 Carling Golf Classic	Missed cut at 1958 Baton Rouge Open Invitational
<b>53</b>	Tom Kite	1980 Western Open	Missed cut at 1982 Canadian Open

### Most Career Cuts Made

Cuts	Player
<b>591</b>	Jay Haas
<b>590</b>	Tom Kite
<b>582</b>	Raymond Floyd
<b>574</b>	Arnold Palmer
<b>568</b>	Davis Love III
<b>566</b>	Gene Littler
<b>560</b>	Doug Ford

## Age-Related

### Youngest to Make Cut

Age	Player	Tournament	Finish Position
14 years, 5 months, 17 days	Guan Tian Liang	2013 Masters Tournament	58
14 years, 6 months, 1 day	Guan Tian Liang	2013 Zurich Classic of New Orleans	71
15 years, 8 months, 20 days	Bob Panasuk	1957 Canadian Open	T66
16 years, 4 days	Tadd Fujikawa	2007 Sony Open in Hawaii	T20
16 years, 2 months, 23 days	Justin Thomas	2009 Wyndham Championship	T78
16 years, 2 months, 29 days	Matteo Manassero	2009 The Open Championship	T13
16 years, 6 months, 20 days	Don Carrick	1923 Canadian Open	22
16 years, 9 months, 7 days	Ty Tryon	2001 Honda Classic	T39
16 years, 9 months, 24 days	Jordan Spieth	2010 HP Byron Nelson Championship	T16
16 years, 11 months, 21 days	Matteo Manassero	2010 Masters Tournament	T36
17 years, 1 month, 5 days	Jorge Garcia	2013 Puerto Rico Open presented by seepuertorico.com	75
17 years, 1 month, 22 days	Tommy Jacobs	1952 Masters Tournament	6

### Oldest to Make Cut

Age	Player	Tournament	Finish Position
67 years, 2 months, 21 days	Sam Snead	1979 Manufacturers Hanover Westchester Classic	47

## The Last Time

### Last Father/Son to Make the Cut in the Same Tournament

Father	Son	Tournament
Davis Love III	Dru Love	2019 The RSM Classic
Davis Love III	Dru Love	2017 Wyndham Championship
Jay Haas	Bill Haas	2006 Wachovia Championship

# Holes-in-One

## Holes-in-One

### Most Holes-in-One All-Time

Player	Total
Robert Allenby	10
Hal Sutton	10
Hubert Green	8
Gil Morgan	8
Scott Hoch	7
Corey Pavin	7
Bob Tway	7
Lanny Wadkins	7
Willie Wood	7
Greg Chalmers	6
Gibby Gilbert	6
Charles Howell III	6
Davis Love III	6
Billy Mayfair	6

Player	Total
Rocco Mediate	6
Larry Rinker	6
Loren Roberts	6
Miller Barber	5
Dave Barr	5
George Bayer	5
Scott Brown	5
Mark Calcavecchia	5
Stewart Cink	5
Russ Cochran	5
Frank Conner	5
Glen Day	5
Jay Delsing	5
Chris DiMarco	5

Player	Total
Mike Donald	5
David Edwards	5
Dave Eichelberger	5
Raymond Floyd	5
Jim Furyk	5
Lucas Glover	5
David Graham	5
Hale Irwin	5
George Knudson	5
Matt Kuchar	5
Tom Lehman	5
Justin Leonard	5
Wayne Levi	5
Gene Littler	5

Player	Total
Steve Lowery	5
John Mahaffey	5
Shigeki Maruyama	5
Blaine McCallister	5
Phil Mickelson	5
Johnny Miller	5
Bobby Nichols	5
Steve Pate	5
Kenny Perry	5
Doug Tewell	5
Tom Watson	5

### Season with Most Holes-in-One (Since 1971)

Season	Total
1994	44
2015	42
2002	40
1996	39
2019	38
2010	38
2012	37
2009	36
1985	35
1995	35
1990	34
2004	34
1992	33

Season	Total
1978	32
1989	32
2003	32
1997	31
2000	31
2005	31
2016	31
2017	31
1987	30
2013	30
1991	29
2018	29
2007	28

Season	Total
1998	27
1999	27
2001	27
1973	26
1983	26
2008	26
1979	25
1982	25
1993	25
2006	25
1972	24
1984	23
2011	23

Season	Total
1988	22
1980	21
1981	21
1986	21
1975	18
1974	17
1976	17
1977	17
2014	17
1971	9

### Holes-in-One by Player

Player	Count	Tournaments
Adam Adams	1	1978 B. C. Open
Frank Adams	1	1920 Western Open
John Adams	3	1994 Walt Disney World/Oldsmobile Classic, 1990 Canon Greater Hartford Open, 1985 Lite Quad Cities Open
Thomas Aiken	1	2016 OHL Classic at Mayakoba
Anders Albertson	1	2019 Barbasol Championship
Tyler Aldridge	1	2016 Sanderson Farms Championship
Steven Alker	2	2017 Sanderson Farms Championship, 2015 AT&T Pebble Beach National Pro-Am
Steve Allan	1	2002 Buick Classic
Fulton Allem	1	1990 Nestle Invitational
Ras Allen	1	1975 Sammy Davis Jr.-Greater Hartford Open
Michael Allen	2	2004 FedEx St. Jude Classic, 2000 B. C. Open
Robert Allenby	10	2016 CareerBuilder Challenge in partnership with the Clinton Foundation, 2013 The Honda Classic, 2011 AT&T National, 2010 World Golf Championships-CA Championship, 2008 Verizon Heritage, 2006 Deutsche Bank Championship, 2005 Buick Open, 2003 PGA Championship, 2002 SEI Pennsylvania Classic, 2001 Invensys Classic at Las Vegas
Jason Allred	1	2005 Shell Houston Open
Mark Anderson	1	2015 The McGladrey Classic
Jerry Anderson	1	1992 Canon Greater Hartford Open
Billy Andrade	1	1997 The Open Championship
Miguel Angel Carballo	1	2012 Humana Challenge in partnership with the Clinton Foundation
Miguel Angel Jiménez	1	2002 THE PLAYERS Championship
Stuart Appleby	3	2014 FedEx St. Jude Classic, 2000 MasterCard Colonial, 1999 Bob Hope Chrysler Classic
George Archer	2	1980 Quad Cities Open, 1979 Anheuser-Busch Golf Classic
Tommy Armour III	4	2009 Verizon Heritage, 1997 Greater Vancouver Open, 1991 Centel Western Open, 1990 Independent Insurance Agent Open
Wally Armstrong	2	1981 Kemper Open, 1976 Tournament Players Championship
Dewey Arnette	1	1987 Big "I" Houston Open
Arjun Atwal	1	2009 RBC Canadian Open
Emlyn Aubrey	2	1991 Independent Insurance Agent Open, 1991 Chattanooga Classic
Woody Austin	2	2010 Shell Houston Open, 2000 John Deere Classic
Eric Axley	2	2015 Valero Texas Open, 2007 Ginn sur Mer Classic at Tesoro
Tommy Aycock	1	1990 H. E. B. Texas Open
Paul Azinger	1	1988 PGA Championship
Aaron Baddeley	1	2001 Kemper Insurance Open
Butch Baird	2	1976 San Antonio Texas Open, 1962 Buick Open Invitational
Briny Baird	4	2009 The 50th Bob Hope Classic hosted by Arnold Palmer, 2009 RBC Canadian Open, 2005 Michelin Championship at Las Vegas, 2004 Buick Open
Jerry Barber	1	1968 American Golf Classic
Miller Barber	5	1978 Southern Open, 1969 Andy Williams-San Diego Open Invitational, 1967 Western Open, 1967 Dallas Open Invitational, 1961 Greater Seattle Open Invitational
Craig Barlow	1	2005 Bell Canadian Open
Michael Barnblatt	1	1985 Bank of Boston Classic

## 2019-20 PGA TOUR MEDIA GUIDE | Section 5: All-Time Records

Player	Count	Tournaments
Ricky Barnes	2	2016 Zurich Classic of New Orleans, 2015 RBC Canadian Open
Dave Barr	5	1998 Shell Houston Open, 1996 Quad City Classic, 1995 BellSouth Classic, 1991 United Hawaiian Open, 1988 Canadian Open
Ray Barr, Jr.	1	1990 Chattanooga Classic
Eric Batten	1	1983 Doral-Eastern Open
Gary Bauer	1	1965 Sahara Invitational
Rex Baxter	1	1967 San Diego Open Invitational
George Bayer	5	1963 Insurance City Open Invitational, 1963 Buick Open Invitational, 1962 Thunderbird Classic Invitational, 1962 Lucky International Open, 1954 World Championship of Golf
Andy Bean	1	1977 Houston Open
Chip Beck	1	1980 Hall Of Fame
Cameron Beckman	1	2000 SEI Pennsylvania Classic
Rich Beem	2	2007 Nissan Open, 2002 Disney Golf Classic
Notah Begay III	3	2009 Puerto Rico Open presented by Banco Popular, 2005 Valero Texas Open, 2000 AT&T Pebble Beach National Pro-Am
Russell Beiersdorf	1	1994 Buick Invitational of California
Jimmy Bellizzi	1	1982 Kemper Open
Jim Benepe	1	1989 Nissan Los Angeles Open
David Berganio, Jr.	2	2001 BellSouth Classic, 1997 FedEx St. Jude Classic
Shane Bertsch	1	1997 GTE Byron Nelson Golf Classic
George Bigham	1	1954 Baton Rouge Open
Ray Billows	1	1940 Masters Tournament
Lucas Bjerregaard	1	2019 PGA Championship
Doug Black	1	1981 Glen Campbell-Los Angeles Open
Bob Black	1	1957 Rubber City Open Invitational
Ronnie Black	2	2000 Buick Open, 1985 Isuzu-Andy Williams San Diego Open
Woody Blackburn	2	1982 PGA Championship, 1974 Tallahassee Open
Phil Blackmar	2	1997 BellSouth Classic, 1990 Buick Classic
Homero Blancas	3	1975 Greater Jacksonville Open, 1971 Sahara Invitational, 1969 Florida Citrus Open Invitational
Kris Blanks	1	2012 Transitions Championship
Ryan Blau	1	2013 Sanderson Farms Championship
Charles Bolling	2	1987 Buick Open, 1986 Southern Open
Tommy Bolt	1	1960 De Soto Open Invitational
Eric Booker	1	1999 Shell Houston Open
Jim Booros	1	1982 Georgia-Pacific Atlanta Golf Classic
Julius Boros	2	1976 Kemper Open, 1957 West Palm Beach Open Invitational
Dick Borthwick	1	1951 Canadian Open
George Bowman	1	1996 PGA Championship
Steve Bowman	1	1985 Western Open
Frank Boynton	1	1961 Phoenix Open Invitational
Keegan Bradley	1	2014 Humana Challenge in partnership with the Clinton Foundation
Michael Bradley	1	1995 KMart Greater Greensboro Open
Gordon Brand	1	1981 The Open Championship
Gay Brewer	1	1976 American Express Westchester Classic
D.J. Brigman	1	2011 Travelers Championship
Mike Brisky	3	1999 John Deere Classic, 1999 Greater Milwaukee Open, 1997 Greater Milwaukee Open
Bill Britton	3	1994 KMart Greater Greensboro Open, 1994 Greater Milwaukee Open, 1989 Southern Open
Bill Brodell	1	1982 U.S. Open Championship
Daniel Brooks	1	2015 The Open Championship
Mark Brooks	5	1999 PGA Championship, 1999 National Car Rental Golf Classic/Disney, 1997 THE PLAYERS Championship, 1985 Bob Hope Classic, 1984 Greater Milwaukee Open
Pete Brown	1	1975 Byron Nelson Golf Classic
Daniel Brown	1	1902 The Open Championship
Scott Brown	5	2016 Wyndham Championship, 2016 CIMB Classic, 2015 Wyndham Championship, 2014 Deutsche Bank Championship, 2014 Crowne Plaza Invitational at Colonial
Olin Browne	3	2006 PGA Championship, 2001 U.S. Open Championship, 1994 AT&T Pebble Beach National Pro-Am
Bob Brue	1	1963 Sahara Invitational
Brad Bryant	1	1990 Phoenix Open
Bart Bryant	1	2008 BMW Championship
Andrew Buckle	1	2007 Fry's Electronics Open
Jimmy Burke	1	1970 Houston Champions International
Patrick Burke	2	1996 Nissan Open, 1993 Anheuser-Busch Golf Classic
Jack Burke, Jr.	1	1946 Miami Open
Bob Burns	3	2003 Phoenix Open, 2002 Kemper Insurance Open, 1999 Nissan Open
George Burns	3	1988 Independent Insurance Agent Open, 1987 Georgia-Pacific Atlanta Golf Classic, 1983 Kemper Open
Clark Burroughs	1	1989 Texas Open
George Buzzini	1	1960 Bing Crosby National Pro-Am
Jonathan Byrd	4	2018 OHL Classic at Mayakoba, 2015 Valspar Championship, 2014 Travelers Championship, 2006 Deutsche Bank Championship
Kip Byrne	1	1978 Pensacola Open
Tom Byrum	2	2003 Valero Texas Open, 2002 Reno-Tahoe Open
Angel Cabrera	4	2017 Shell Houston Open, 2017 CareerBuilder Challenge, 2002 Buick Classic, 2000 World Golf Championships-American Express Championship
George Cadle	1	1978 Walt Disney World National Team Championship
Mark Calavecchia	5	1999 Canon Greater Hartford Open, 1998 Tucson Chrysler Classic, 1992 Phoenix Open, 1992 Centel Western Open, 1989 Canadian Open
Rex Caldwell	1	1986 AT&T Pebble Beach National Pro-Am
Joe Campbell	2	1964 St. Petersburg Open Invitational, 1960 Palm Springs Desert Golf Classic
Chad Campbell	4	2016 Waste Management Phoenix Open, 2015 Farmers Insurance Open, 2010 Travelers Championship, 2009 Frys.com Open
Patrick Cantlay	2	2018 the Memorial Tournament presented by Nationwide, 2018 AT&T Pebble Beach Pro-Am
Gary Carle	1	1963 Phoenix Open Invitational
Jim Carter	3	2004 FedEx St. Jude Classic, 1998 Las Vegas Invitational, 1987 Greater Greensboro Open
Paul Casey	2	2019 THE CJ CUP @ NINE BRIDGES, 2012 World Golf Championships-Cadillac Championship
Billy Casper	1	1969 Bob Hope Desert Classic
Roberto Castro	2	2017 Wyndham Championship, 2012 The Barclays
Bud Cauley	1	2014 The Greenbrier Classic
Alex Cejka	4	2019 Sanderson Farms Championship, 2016 The Honda Classic, 2016 Shriners Hospitals for Children Open, 2010 St. Jude Classic presented by Smith & Nephew

## 2019-20 PGA TOUR MEDIA GUIDE | Section 5: All-Time Records

Player	Count	Tournaments
Greg Chalmers	6	2017 Shriners Hospitals for Children Open, 2013 Valero Texas Open, 2013 The Barclays, 2011 Deutsche Bank Championship, 2009 Puerto Rico Open presented by Banco Popular, 2004 John Deere Classic
Brandel Chamblee	1	1992 Buick Classic
Jim Chancey	1	1981 Danny Thomas Memphis Classic
Dick Chapman	2	1954 U.S. Open Championship, 1950 Savannah Open
Roger Chapman	1	1981 The Open Championship
Kevin Chappell	1	2013 Arnold Palmer Invitational presented by MasterCard
Dick Chassee	1	1964 Cajun Classic Open Invitational
Barry Cheesman	1	1988 Georgia-Pacific Atlanta Golf Classic
T.C. Chen	1	1987 Los Angeles Open Presented by Nissan
Chi Chi Rodriguez	1	1972 Jackie Gleason's Inverrary Classic
K.J. Choi	2	2013 The Barclays, 2001 Compaq Classic of New Orleans
Daniel Chopra	3	2009 The Barclays, 2008 Bob Hope Chrysler Classic, 2007 Zurich Classic of New Orleans
Walter Cichon	1	1957 Baton Rouge Open Invitational
Victor Ciesielski	1	2006 Canadian Open
Stewart Cink	5	2018 FedEx St. Jude Classic, 2012 Transitions Championship, 2003 Chrysler Championship, 2000 World Golf Championships-NEC Invitational, 1999 Bob Hope Chrysler Classic
Brian Claar	2	1995 Freeport-McMoRan Classic, 1991 THE PLAYERS Championship
Clive Clark	2	1974 Bob Hope Desert Classic, 1968 Masters Tournament
Tim Clark	3	2013 PGA Championship, 2008 Zurich Classic of New Orleans, 2004 FUNAI Classic at the WALT DISNEY WORLD Resort
Darren Clarke	2	2005 Nissan Open, 2003 Buick Invitational
Paul Claxton	3	2008 Bob Hope Chrysler Classic, 2005 Michelin Championship at Las Vegas, 2002 Disney Golf Classic
Keith Clearwater	1	1996 Deposit Guaranty Golf Classic
Lennie Clements	2	1995 Greater Milwaukee Open, 1983 Texas Open
José Coceres	1	2007 Reno-Tahoe Open
Russ Cochran	5	2002 Kemper Insurance Open, 1994 THE PLAYERS Championship, 1992 Greater Milwaukee Open, 1989 Greater Milwaukee Open, 1984 Panasonic Las Vegas Invitational
John Cockin	1	1967 The Open Championship
Charles Coe	1	1953 Ardmore Open
Jim Colbert	1	1972 Westchester Classic
Bobby Cole	2	1982 Southern Open, 1972 Liggett & Myers Open
Erik Compton	1	2015 RBC Canadian Open
Frank Conner	3	1982 Canadian Open, 1979 Sammy Davis Jr.-Greater Hartford Open, 1979 PGA Championship
Charles Coody	4	1974 Westchester Classic, 1972 Masters Tournament, 1969 Doral Open Invitational, 1963 Denver Open Invitational
John Cook	1	2006 Buick Open
Carl Cooper	2	1993 United Airlines Hawaiian Open, 1990 AT&T Pebble Beach National Pro-Am
Kawika Cotner	1	1995 FedEx St. Jude Classic
Chris Couch	1	2010 Bob Hope Classic
Richie Coughlan	1	2001 Honda Classic
Fred Couples	2	2006 THE PLAYERS Championship, 1997 THE PLAYERS Championship
Charles Courtney	1	1971 National Airlines Open Invitational
Wiffy Cox	1	1926 Metropolitan Open
Bruce Crampton	2	1974 Doral-Eastern Open, 1960 Pensacola Open Invitational
Ben Crane	3	2017 Wyndham Championship, 2010 Crowne Plaza Invitational at Colonial, 2009 The Honda Classic
Dick Crawford	1	1971 Walt Disney World Open Invitational
Ben Crenshaw	1	1985 U.S. Open Championship
Bobby Cruickshank	2	1949 Dapper Dan Open, 1941 Mahoning Open
Jacky Cupit	2	1971 Western Open, 1961 Baton Rouge Open Invitational
Rod Curl	2	1978 American Optical Classic, 1973 Andy Williams-San Diego Open Invitational
Ben Curtis	2	2008 Verizon Heritage, 2004 84 LUMBER Classic
Archie Dadian	1	1965 Buick Open Invitational
Joe Daley	1	1998 Greater Milwaukee Open
Rick Dalpos	2	1991 Centel Western Open, 1987 Southern Open
John Daly	1	1994 Shell Houston Open
George Dawson	1	1941 North & South Open Championship
John Dawson	1	1949 Masters Tournament
Peter Dawson	1	1976 The Open Championship
Marco Dawson	3	2003 Shell Houston Open, 2001 Texas Open at LaCantera, 1994 Kemper Open
Jason Day	2	2017 BMW Championship, 2008 Turning Stone Resort Championship
Glen Day	5	2010 RBC Canadian Open, 1996 Nissan Open, 1996 Doral-Ryder Open, 1994 Canon Greater Hartford Open, 1994 Canon Greater Hartford Open
Brendon de Jonge	1	2012 Puerto Rico Open presented by seepuertorico.com
Roberto De Vicenzo	1	1966 Insurance City Open Invitational
Bryson DeChambeau	1	2019 Masters Tournament
Harry Dee	1	1950 North & South Open Championship
Jay Delsing	5	2005 John Deere Classic, 1997 BellSouth Classic, 1997 B.C. Open, 1992 Nissan Los Angeles Open, 1991 Phoenix Open
Jimmy Demaret	1	1946 Jacksonville Open
Clark Dennis	4	1999 Michelob Championship at Kingsmill, 1998 Westin Texas Open, 1998 Greater Greensboro Chrysler Classic, 1994 Las Vegas Invitational
Jim Dent	1	1980 Western Open
Bubba Dickerson	1	2007 Buick Open
Gardner Dickinson	1	1963 Pensacola Open Invitational
Bob Dickson	1	1970 Houston Champions International
Leo Diegel	1	1931 U.S. Open Championship
Terry Diehl	1	1981 Sammy Davis Jr.-Greater Hartford Open
Chris DiMarco	4	2004 Masters Tournament, 2001 THE PLAYERS Championship, 1998 Buick Open, 1995 Bob Hope Chrysler Classic
Steve Doctor	1	1950 North & South Open Championship
Trevor Dodds	1	1991 Hardee's Golf Classic
Art Doering	2	1956 Miller High Life Open, 1950 North & South Open Championship
Jay Don Blake	1	1990 U.S. Open Championship
Luke Donald	1	2016 Wyndham Championship
Mike Donald	5	1991 Buick Southern Open, 1990 USF&G Classic, 1987 Canon Sammy Davis Jr.-Greater Hartford Open, 1986 Manufacturers Hanover Westchester Classic, 1985 Los Angeles Open
Jamie Donaldson	1	2013 Masters Tournament

## 2019-20 PGA TOUR MEDIA GUIDE | Section 5: All-Time Records

Player	Count	Tournaments
Ed Dougherty	2	1992 Nissan Los Angeles Open, 1991 Northern Telecom Open
Dale Douglass	2	1970 Kaiser International Open Invitational, 1968 Cleveland Open Invitational
Allen Doyle	1	1996 Canon Greater Hartford Open
James Driscoll	2	2013 Humana Challenge in partnership with the Clinton Foundation, 2008 Viking Classic
Bob Duden	1	1963 Sahara Invitational
Jason Dufner	1	2015 the Memorial Tournament presented by Nationwide
Ken Duke	3	2017 Safeway Open, 2014 Humana Challenge in partnership with the Clinton Foundation, 2010 HP Byron Nelson Championship
Tyler Duncan	1	2018 AT&T Byron Nelson
Scott Dunlap	2	2012 Children's Miracle Network Hospitals Classic, 1999 Westin Texas Open
Joe Durant	1	2009 RBC Canadian Open
Bob Eastwood	4	1981 PGA Championship, 1978 Doral-Eastern Open, 1978 American Express Westchester Classic, 1974 Southern Open
Zell Eaton	1	1936 U.S. Open Championship
Dennis Edlund	1	1997 The Open Championship
Danny Edwards	1	1978 IVB-Philadelphia Golf Classic
David Edwards	1	1988 PGA Championship
Joel Edwards	3	1996 Nissan Open, 1995 Motorola Western Open, 1991 Greater Milwaukee Open
Dave Eichelberger	2	1974 Tournament Players Championship, 1971 Doral-Eastern Open Invitational
Lee Elder	1	1983 Glen Campbell-Los Angeles Open
Ockie Eliason	1	1964 Greater Seattle Open Invitational
Steve Elkington	1	2009 Wyndham Championship
John Elliott	1	1999 Michelob Championship at Kingsmill
Gene Elliott	1	1986 Federal Express St. Jude Classic
Danny Ellis	1	2001 National Car Rental Golf Classic Disney
Ken Ellsworth	1	1971 Greater New Orleans Open Invitational
Ernie Els	4	2016 Travelers Championship, 2004 The Open Championship, 2002 Verizon Byron Nelson Classic, 1997 PGA Championship
Harris English	1	2018 Corales Puntacana Resort & Club Championship
Randy Erskine	2	1979 First NBC New Orleans Open, 1978 Walt Disney World National Team Championship
Abe Espinosa	1	1936 Miami Biltmore Open
Bob Estes	4	2012 RBC Heritage, 2007 AT&T Classic, 2002 FedEx St. Jude Classic, 1991 Buick Classic
Mike Evans	1	1976 Ed McMahon-Jaycees Quad Cities Open
Jack Ewing	1	1974 Florida Citrus Open
Brad Fabel	4	2000 AT&T Pebble Beach National Pro-Am, 1999 Canon Greater Hartford Open, 1992 Anheuser-Busch Golf Classic, 1986 Tournament Players Championship
Don Fairfield	1	1959 Pensacola Open Invitational
Nick Faldo	1	2001 PGA Championship
Derek Fathauer	1	2009 AT&T Pebble Beach National Pro-Am
Brad Faxon	1	1989 Walt Disney World/Oldsmobile Classic
George Fazio	1	1959 Bing Crosby National Pro-Am
Rick Fehr	1	1998 Nissan Open
Keith Fergus	2	1981 USF&G New Orleans Open, 1980 Bob Hope Desert Classic
Jim Ferree	4	1960 Yorba Linda Open Invitational, 1959 Phoenix Open Invitational, 1959 Bing Crosby National Pro-Am, 1958 Pensacola Open Invitational
Jim Ferrier	2	1946 San Francisco Open, 1946 San Francisco Open
Forrest Fezler	1	1975 Byron Nelson Golf Classic
Tony Finau	1	2018 Sony Open in Hawaii
Dow Finsterwald	4	1968 Buick Open Invitational, 1964 San Diego Open Invitational, 1961 San Diego Open Invitational, 1956 World Championship of Golf
Todd Fischer	1	2000 U.S. Open Championship
Ross Fisher	1	2018 World Golf Championships-Mexico Championship
Pat Fitzsimons	1	1975 U.S. Open Championship
John Flannery	1	1994 Texas Open
Jack Fleck	2	1968 Atlanta Classic, 1967 Sahara Invitational
Bruce Fleisher	1	1973 Canadian Open
Steve Flesch	2	2002 The Honda Classic, 2000 Memorial Tournament
Martin Flores	1	2017 Wyndham Championship
Raymond Floyd	2	1988 PGA Championship, 1974 Andy Williams-San Diego Open Invitational
C. Foley	1	1930 Salt Lake Open
Kevin Foley	1	2014 Wyndham Championship
Ken Folkes	1	1973 Kemper Open
Doug Ford	1	1973 Greater Milwaukee Open
Jack Forrester	1	1936 Miami Biltmore Open
Dan Forsman	1	2003 Las Vegas Invitational
Martin Foster	1	1977 The Open Championship
Rickie Fowler	2	2015 Quicken Loans National, 2009 Frys.com Open
Harrison Frazar	1	2012 Crowne Plaza Invitational at Colonial
Cody Freeman	1	2006 Zurich Classic of New Orleans
Robin Freeman	2	1995 Las Vegas Invitational, 1993 BellSouth Classic
Bob Friend	2	1999 THE PLAYERS Championship, 1999 Southern Farm Bureau Classic
David Frost	1	1986 Greater Milwaukee Open
Pierre Fulke	1	1997 The Open Championship
Fred Funk	2	2003 Bell Canadian Open, 1998 B.C. Open
Rod Funseth	1	1969 Colonial National Invitational
Marty Furgol	1	1956 Convair-San Diego Open
Jim Furyk	5	2011 World Golf Championships-Bridgestone Invitational, 2011 Crowne Plaza Invitational at Colonial, 2007 Canadian Open presented by Franklin Templeton Investments, 2006 World Golf Championships-Bridgestone Invitational, 2002 Memorial Tournament
Clay Gaddie	1	1941 Miami Open
Jeff Gallagher	1	1996 Greater Milwaukee Open
Jim Gallagher, Jr.	4	1996 MasterCard Colonial, 1995 Bob Hope Chrysler Classic, 1994 Bob Hope Chrysler Classic, 1986 Tournament Players Championship
Jack Galloway	1	1937 General Brock
Robert Gamez	2	2004 PGA Championship, 2003 AT&T Pebble Beach National Pro-Am
Sergio Garcia	2	2017 THE PLAYERS Championship, 2008 BMW Championship
Scott Gardiner	1	2013 Puerto Rico Open presented by seepuertorico.com

## 2019-20 PGA TOUR MEDIA GUIDE | Section 5: All-Time Records

Player	Count	Tournaments
Buddy Gardner	1	1987 Centel Classic
Tom Garner	1	1987 Bank of Boston Classic
Brice Garnett	1	2018 Shriners Hospitals for Children Open
Bill Garrett	1	1970 Greater Hartford Open Invitational
Robert Garrigus	1	2008 THE PLAYERS Championship
Joseph Garst	1	1952 Kansas City Open
Bobby Gates	1	2013 Crowne Plaza Invitational at Colonial
Brian Gay	2	2007 Crowne Plaza Invitational at Colonial, 2004 Shell Houston Open
Brent Geiberger	1	1999 Canon Greater Hartford Open
Ernie George	1	1960 Los Angeles Open
Leland Gibson	1	1954 Masters Tournament
Kelly Gibson	1	1997 Buick Invitational
Brendan Gielow	1	2010 Wyndham Championship
Gibby Gilbert	5	1982 Walt Disney World Golf Classic, 1982 Michelob-Houston Open, 1981 B.C. Open, 1979 Memorial Tournament, 1978 Kemper Open
Bob Gilder	1	1992 MCI Heritage Golf Classic
Tom Gillis	1	2003 BellSouth Classic
Mike Gilmore	1	1993 Buick Classic
Bill Glasson	3	2005 AT&T Pebble Beach National Pro-Am, 1995 Las Vegas Invitational, 1987 Hawaiian Open
David Glenz	1	1973 Liggett & Myers Open
Lucas Glover	5	2017 Dell Technologies Championship, 2015 Northern Trust Open, 2010 Shell Houston Open, 2006 Mercedes Championships, 2004 Cialis Western Open
Bob Goalby	3	1972 Monsanto Open, 1972 Greater Hartford Open Invitational, 1967 Jacksonville Open
Matt Gogel	2	2003 Nissan Open, 2003 Buick Classic
Willie Goggin	1	1935 Augusta National Invitation
Ernie Gonzalez	1	1994 Hardee's Golf Classic
Retief Goosen	2	2007 Nissan Open, 2000 World Golf Championships-NEC Invitational
J.C. Goosie	2	1969 Florida Citrus Open Invitational, 1959 Houston Classic
Jason Gore	1	2012 True South Classic
David Gossett	1	2004 John Deere Classic
Jeff Gove	1	2000 Buick Challenge
Paul Gow	1	2002 Buick Classic
Paul Goydos	1	2010 Crowne Plaza Invitational at Colonial
Branden Grace	1	2019 Waste Management Phoenix Open
Wayne Grady	2	1995 BellSouth Classic, 1985 Honda Classic
David Graham	3	1982 MONY Tournament of Champions, 1977 Atlanta Classic, 1974 World Open Golf Championship
Lou Graham	1	1972 Kemper Open
Hubert Green	6	1981 Bing Crosby National Pro-Am, 1978 IVB-Philadelphia Golf Classic, 1977 The Open Championship, 1975 Danny Thomas Memphis Classic, 1973 Westchester Classic, 1971 Tallahassee Open Invitational
Nathan Green	2	2010 Masters Tournament, 2010 AT&T National
Richard Green	1	2005 World Golf Championships-American Express Championship
Jimmy Green	1	1997 Walt Disney World/Oldsmobile Classic
Ken Green	2	1997 B.C. Open, 1986 Panasonic Las Vegas Invitational
Bert Greene	1	1968 Minnesota Golf Classic
Phil Greenwald	1	1935 Wisconsin Open
Emiliano Grillo	1	2019 The Open Championship
Mathias Grönberg	1	2004 Chrysler Championship
Scott Gump	3	1998 Greater Vancouver Open, 1995 Motorola Western Open, 1993 BellSouth Classic
Scott Gutschewski	1	2009 Turning Stone Resort Championship
Ted Gwin	1	1959 Phoenix Open Invitational
Jay Haas	2	1993 Las Vegas Invitational, 1983 Houston Coca-Cola Open
Otto Hackbarth	1	1910 Western Open
James Hahn	1	2018 Travelers Championship
Gary Hallberg	3	1995 U.S. Open Championship, 1995 B.C. Open, 1994 THE PLAYERS Championship
Archie Hambrick	1	1932 Western Open
Bob Hamilton	1	1950 Long Beach Open
Donnie Hammond	1	1985 PGA Championship
Peter Hanson	1	2014 Quicken Loans National
Chick Harbert	1	1949 Washington Star Open
Bryan Hargrove	1	1984 Texas Open
Brian Harman	2	2015 The Barclays, 2015 The Barclays
Claude Harmon	1	1947 Masters Tournament
Paul Harney	2	1966 Los Angeles Open, 1957 Mayfair Inn Open
Padraig Harrington	1	2004 Masters Tournament
Dennis Harrington	1	1990 Hardee's Golf Classic
Labron Harris	1	1967 Carling World Open
Bob Harris	1	1960 Yorba Linda Open Invitational
Harry Harris	1	1916 Western Open
E. Harrison	1	1937 General Brock
Dick Hart	3	1970 Western Open, 1964 Greater New Orleans Open Invitational, 1963 PGA Championship
Dudley Hart	3	1999 COMPAQ Classic of New Orleans, 1993 Canadian Open, 1991 GTE Byron Nelson Golf Classic
Steve Hart	1	1990 GTE Byron Nelson Golf Classic
Jeff Hart	1	1996 Buick Open
Morris Hatafsky	2	1994 New England Classic, 1993 Hardee's Golf Classic
John Hayes	2	1970 Bing Crosby National Pro-Am, 1955 Philadelphia Daily News Open
Ted Hayes	1	1972 Glen Campbell-Los Angeles Open
J.P. Hayes	1	1999 Shell Houston Open
Robert Haynes	1	1952 Kansas City Open
Clayton Heafner	1	1940 Oakland Open
Vance Heafner	1	1986 Canon Sammy Davis Jr.-Greater Hartford Open
Jerry Heard	2	1979 Walt Disney World National Team Championship, 1979 Bing Crosby National Pro-Am

## 2019-20 PGA TOUR MEDIA GUIDE | Section 5: All-Time Records

Player	Count	Tournaments
David Hearn	1	2015 FedEx St. Jude Classic
Jay Hebert	3	1968 Houston Champions International, 1959 El Paso Open, 1959 El Paso Open
Lionel Hebert	3	1972 Walt Disney World Open Invitational, 1966 Western Open, 1959 Memphis Open Invitational
Peter Hedblom	1	2006 U. S. Open Championship
Mike Heinen	1	2003 AT&T Pebble Beach National Pro-Am
Nolan Henke	3	1996 Walt Disney World/Oldsmobile Classic, 1992 Centel Western Open, 1990 Northern Telecom Tucson Open
Harold Henning	2	1970 Danny Thomas Memphis Classic, 1966 Hawaiian Open
J.J. Henry	4	2019 Puerto Rico Open, 2012 Puerto Rico Open presented by seepuertorico.com, 2012 HP Byron Nelson Championship, 2007 AT&T Classic
Mark Hensby	1	2004 John Deere Classic
Denny Hepler	1	1988 Centel Classic
Jim Herman	2	2016 OHL Classic at Mayakoba, 2013 AT&T Pebble Beach National Pro-Am
Tim Herron	2	2019 3M Open, 2003 Phoenix Open
Jeff Hewes	1	1976 Walt Disney World National Team Championship
Greg Hickman	1	1992 AT&T Pebble Beach National Pro-Am
Dave Hill	1	1971 Phoenix Open Invitational
Lon Hinkle	1	1992 Buick Classic
Babe Hiskey	1	1967 Memphis Open Invitational
Harvey Hixson	1	1959 Portland Centennial Open Invitational
Glen Hnatiuk	1	2000 National Car Rental Golf Classic Disney
Jack Hobens	1	1907 U. S. Open Championship
Scott Hoch	7	2004 Cialis Western Open, 2002 U. S. Open Championship, 2001 PGA Championship, 1997 Bob Hope Chrysler Classic, 1989 PGA Championship, 1987 Panasonic Las Vegas Invitational, 1986 Phoenix Open
Charley Hoffman	2	2018 Masters Tournament, 2014 Farmers Insurance Open
Ben Hogan	1	1947 Esmeralda Open
J.B. Holmes	3	2019 Genesis Open, 2015 World Golf Championships-Cadillac Championship, 2011 Travelers Championship
Mike Homa	1	1958 Pepsi Championship
P.H. Horgan III	1	1990 GTE Byron Nelson Golf Classic
John Horne	1	1987 Manufacturers Hanover Westchester Classic
Dick Howell	1	1964 St. Petersburg Open Invitational
Charles Howell III	6	2014 John Deere Classic, 2012 Zurich Classic of New Orleans, 2012 The Honda Classic, 2010 Mayakoba Golf Classic at Riviera Maya-Cancun, 2006 Barclays Classic, 2005 PGA Championship
Mark Hubbard	1	2015 Frys.com Open
John Huh	1	2015 OHL Classic at Mayakoba
Mike Hulbert	3	1996 Las Vegas Invitational, 1993 U. S. Open Championship, 1985 Georgia-Pacific Atlanta Golf Classic
H. Humphreys	1	1959 Memphis Open Invitational
Sean Hunt	1	1967 The Open Championship
Billy Hurley III	2	2015 Frys.com Open, 2015 Barbasol Championship
John Huston	1	1995 Bob Hope Chrysler Classic
Jock Hutchison	1	1921 The Open Championship
Bill Hyndman	1	1959 Masters Tournament
Sungjae Im	1	2019 THE PLAYERS Championship
Trevor Immelman	2	2006 Nissan Open, 2005 Masters Tournament
Joe Inman	2	1980 Hall Of Fame, 1975 Byron Nelson Golf Classic
John Inman	4	1994 BellSouth Classic, 1993 Buick Open, 1992 Kemper Open, 1991 U. S. Open Championship
Tom Inskeep	1	1981 B. C. Open
Hale Irwin	1	1975 PGA Championship
Ryo Ishikawa	2	2015 Quicken Loans National, 2013 Puerto Rico Open presented by seepuertorico.com
Tommy Jacobs	1	1973 Bing Crosby National Pro-Am
Peter Jacobsen	4	2005 U. S. Open Championship, 1999 Bob Hope Chrysler Classic, 1994 Nissan Los Angeles Open, 1986 Los Angeles Open
Freddie Jacobson	1	2008 PGA Championship
Barry Jaeckel	1	1977 Bing Crosby National Pro-Am
Thongchai Jaidee	2	2010 U. S. Open Championship, 2004 World Golf Championships-American Express Championship
Jim Jamieson	2	1975 Tallahassee Open, 1972 IVB-Philadelphia Golf Classic
Don January	4	1982 Phoenix Open, 1967 Jacksonville Open, 1963 Palm Springs Golf Classic, 1961 Palm Springs Golf Classic
Lee Janzen	4	2011 Bob Hope Classic, 2009 Verizon Heritage, 1998 Bob Hope Chrysler Classic, 1995 PGA Championship
Tom Jenkins	2	1982 Canadian Open, 1979 Bing Crosby National Pro-Am
Jim Jewell	1	1973 Bob Hope Desert Classic
David Jimenez	1	1967 Greater New Orleans Open Invitational
Brandt Jobe	3	2013 Puerto Rico Open presented by seepuertorico.com, 2011 Shell Houston Open, 2001 Touchstone Energy Tucson Open
Per-Ulrik Johansson	1	2002 Southern Farm Bureau Classic
George Johnson	1	1978 Bing Crosby National Pro-Am
Walter Johnson	1	1936 Shawnee Open
Dustin Johnson	4	2015 World Golf Championships-Cadillac Championship, 2011 The Open Championship, 2010 Northern Trust Open, 2008 Crowne Plaza Invitational at Colonial
Richard Johnson	1	2008 U. S. Bank Championship in Milwaukee
Zach Johnson	1	2014 U. S. Open
Ralph Johnston	1	1971 Monsanto Open Invitational
R.H. Johnston	1	1906 The Open Championship
Grier Jones	1	1978 Tournament Players Championship
Matt Jones	1	2009 U. S. Bank Championship in Milwaukee
Brendan Jones	1	2005 Chrysler Classic of Tucson
Steve Jones	2	2002 Greater Greensboro Chrysler Classic, 1990 Kemper Open
John Joseph	1	1991 AT&T Pebble Beach National Pro-Am
Brian Kamm	1	1998 Kemper Open
Sung Kang	1	2011 AT&T Pebble Beach National Pro-Am
Monty Kaser	1	1974 Kemper Open
Jonathan Kaye	4	2009 U. S. Bank Championship in Milwaukee, 2004 Chrysler Championship, 1999 Westin Texas Open, 1999 Las Vegas Invitational
Jerry Kelly	4	2010 Verizon Heritage, 2007 Verizon Heritage, 2002 THE TOUR Championship presented by Coca-Cola, 1999 Nissan Open
Skip Kendall	1	2002 Greater Milwaukee Open
John Kennedy	1	1972 Phoenix Open
Whee Kim	1	2018 CIMB Classic

## 2019-20 PGA TOUR MEDIA GUIDE | Section 5: All-Time Records

Player	Count	Tournaments
Anthony Kim	1	2012 Arnold Palmer Invitational presented by MasterCard
K.T. Kim	1	2016 World Golf Championships-HSBC Champions
Karl Kimball	1	1991 Buick Southern Open
Eddie Kirby	1	1994 Freeport-McMoRan Classic
Chris Kirk	2	2013 Humana Challenge in partnership with the Clinton Foundation, 2012 The Barclays
Tom Kite	1	1981 Sea Pines Heritage
Patton Kizzire	1	2019 Sentry Tournament of Champions
Colt Knost	1	2015 Wells Fargo Championship
Jim Knous	1	2019 Farmers Insurance Open
Kenny Knox	1	1985 Pensacola Open
George Knudson	5	1973 Danny Thomas Memphis Classic, 1970 Bob Hope Desert Classic, 1968 Canadian Open, 1967 Western Open, 1965 PGA Championship
Gary Koch	3	1988 Shearson Lehman Hutton Andy Williams Open, 1984 Panasonic Las Vegas Invitational, 1983 Doral-Eastern Open
Jason Kokrak	2	2019 Valpar Championship, 2013 RBC Canadian Open
Kelly Kraft	2	2019 Sony Open in Hawaii, 2018 Shriners Hospitals for Children Open
Greg Kraft	4	2006 Southern Farm Bureau Classic, 2000 Westin Texas Open at LaCantera, 1998 United Airlines Hawaiian Open, 1992 Canadian Open
Billy Kratzert	1	1981 Tournament Players Championship
Joel Kribel	1	2003 FedEx St. Jude Classic
Matt Kuchar	4	2017 World Golf Championships-HSBC Champions, 2017 Masters Tournament, 2007 Zurich Classic of New Orleans, 2005 John Deere Classic
Hank Kuehne	1	2003 BellSouth Classic
Joe Kunes	2	1978 Colgate Hall of Fame Classic, 1978 American Optical Classic
William Kuntz	1	1956 U.S. Open Championship
Ky Laffoon	2	1934 Agua Caliente Open, 1932 True Temper Open
Anirban Lahiri	1	2012 The Open Championship
Derek Lamely	2	2011 Wyndham Championship, 2010 AT&T Pebble Beach National Pro-Am
Steve Lamontagne	1	1994 Shell Houston Open
Neal Lancaster	2	2002 Kemper Insurance Open, 2000 Michelob Championship at Kingsmill
Ralph Landrum	1	1984 USF&G Classic
Bernhard Langer	1	2007 Bob Hope Chrysler Classic
Franklin Langham	1	2000 Advil Western Open
Brad Lardon	1	2002 John Deere Classic
Stephen Leaney	2	2008 Buick Open, 2005 Shell Houston Open
Richard Lee	1	2013 Humana Challenge in partnership with the Clinton Foundation
Danny Lee	3	2019 CIMB Classic, 2015 AT&T Byron Nelson, 2012 Humana Challenge in partnership with the Clinton Foundation
D.H. Lee	1	2015 Zurich Classic of New Orleans
Tom Lehman	4	2010 PGA Championship, 2005 World Golf Championships-American Express Championship, 1996 Bell Canadian Open, 1993 Canadian Open
Marc Leishman	1	2017 OHL Classic at Mayakoba
Stan Leonard	1	1962 Western Open
Justin Leonard	5	2010 Transitions Championship, 2006 THE PLAYERS Championship, 2000 Memorial Tournament, 1998 Kemper Open, 1996 Buick Open
Gavan Levenson	1	1982 Sammy Davis Jr.-Greater Hartford Open
Thomas Levet	1	2009 The Open Championship
Wayne Levi	1	1981 Hall Of Fame
Spencer Levin	1	2004 U.S. Open Championship
Jeff Lewis	1	1987 Los Angeles Open Presented by Nissan
J.L. Lewis	2	2002 Valero Texas Open, 1998 Bob Hope Chrysler Classic
Haotong Li	1	2018 Genesis Open
Frank Lickliter II	1	2001 The Open Championship
Bruce Lietzke	1	1980 Colonial National Invitation
Pat Lindsey	1	1979 Danny Thomas Memphis Classic
Luke List	1	2013 The Greenbrier Classic
John Lister	1	1979 Tallahassee Open
Gene Littler	4	1978 IVB-Philadelphia Golf Classic, 1975 Westchester Classic, 1968 Hawaiian Open, 1955 Insurance City Open
John Lively	1	1968 500 Festival Open Invitation
Bob Lohr	2	1995 Shell Houston Open, 1987 PGA Championship
Carl Lohren	1	1975 Westchester Classic
Peter Lonard	2	2009 RBC Canadian Open, 2005 Buick Invitational
Michael Long	1	2005 Reno-Tahoe Open
Joe Lopez, Sr.	1	1965 PGA National Four-Ball Championship
Lyn Lott	1	1979 Bob Hope Desert Classic
Dick Lotz	4	1976 Canadian Open, 1974 Greater Greensboro Open, 1973 Danny Thomas Memphis Classic, 1964 Fresno Open Invitational
John Lotz	1	1969 Avco Classic
Davis Love III	6	2016 Masters Tournament, 2012 The Honda Classic, 2010 Verizon Heritage, 2010 Children's Miracle Network Classic, 2002 Disney Golf Classic, 1989 PGA Championship
Steve Lowery	5	2003 Bob Hope Chrysler Classic, 2000 Bay Hill Invitational, 1996 PGA Championship, 1996 Greater Milwaukee Open, 1994 THE TOUR Championship
Shane Lowry	1	2016 Masters Tournament
Joost Luiten	1	2017 PGA Championship
David Lundstrom	1	1985 Canon Sammy Davis Jr.-Greater Hartford Open
Mark Lye	1	1981 Hall Of Fame
Jarrod Lyle	1	2011 Waste Management Phoenix Open
Sandy Lyle	1	1993 U.S. Open Championship
Toby Lyons	1	1950 St. Petersburg Open
Will MacKenzie	3	2015 The McGladrey Classic, 2010 St. Jude Classic presented by Smith & Nephew, 2008 FBR Open
Andrew Magee	3	2005 Bay Hill Invitational Presented by MasterCard, 2001 Phoenix Open, 1990 Phoenix Open
Jeff Maggert	3	2002 Compaq Classic of New Orleans, 1996 Nortel Open, 1995 Colonial National Invitation
John Maginnes	1	2003 Valero Texas Open
Jack Maguire	1	2016 Waste Management Phoenix Open
John Mahaffey	2	1978 Tournament Players Championship, 1978 Hawaiian Open
Hunter Mahan	2	2013 BMW Championship, 2006 Zurich Classic of New Orleans
John Mallinger	1	2009 The 50th Bob Hope Classic hosted by Arnold Palmer
Peter Malnati	2	2017 RBC Heritage, 2016 Wyndham Championship
Roger Maltbie	2	1981 USF&G New Orleans Open, 1979 Pensacola Open

## 2019-20 PGA TOUR MEDIA GUIDE | Section 5: All-Time Records

Player	Count	Tournaments
Lloyd Mangrum	2	1959 Bing Crosby National Pro-Am, 1953 Palm Beach Round Robin
Ray Mangrum	1	1936 Catalina Open
José María Olazábal	1	2004 THE PLAYERS Championship
Steve Marino	1	2019 Desert Classic
Dave Marr	2	1966 Los Angeles Open, 1964 Oklahoma City Open Invitational
Fred Marti	2	1973 San Antonio Texas Open, 1964 Whitemarsh Open Invitational
Doug Martin	4	1997 GTE Byron Nelson Golf Classic, 1997 Buick Challenge, 1993 Deposit Guaranty Golf Classic, 1992 Nissan Los Angeles Open
Bill Martindale	1	1965 Greater Greensboro Open
Milon Marusic	1	1952 Bing Crosby Pro-Am
Shigeki Maruyama	5	2005 Sony Open in Hawaii, 2005 John Deere Classic, 2003 Bank of America Colonial, 2002 U.S. Open Championship, 2001 Sony Open in Hawaii
Jim Mason	1	1978 IVB-Philadelphia Golf Classic
Dick Mast	1	1998 Buick Invitational
David Mathis	1	2012 Travelers Championship
Troy Matteson	3	2013 John Deere Classic, 2010 John Deere Classic, 2009 AT&T Pebble Beach National Pro-Am
Len Mattiace	2	1998 Canon Greater Hartford Open, 1993 Greater Milwaukee Open
Terry Mauney	1	1981 USF&G New Orleans Open
Billy Maxwell	1	1968 Pensacola Open Invitational
Dick Mayer	2	1967 Western Open, 1962 Palm Springs Golf Classic
Billy Mayfair	5	2012 RBC Heritage, 2010 St. Jude Classic presented by Smith & Nephew, 2007 Wyndham Championship, 1992 BellSouth Classic, 1989 AT&T Pebble Beach National Pro-Am
Blaine McCallister	1	1989 Nabisco Championship
Scott McCarron	1	2015 Humana Challenge in partnership with the Clinton Foundation
John McComish	1	1987 Manufacturers Hanover Westchester Classic
Gary McCord	1	1984 Texas Open
Mark McCumber	2	1991 Greater Milwaukee Open, 1984 U.S. Open Championship
Bert McDougall	1	1930 Metropolitan Open
Jerry McGee	3	1972 U.S. Open Championship, 1972 Greater New Orleans Open, 1969 Phoenix Open Invitational
Paul McGinley	1	1996 The Open Championship
Tom McGinnis	1	1979 Tallahassee Open
William McGirt	1	2016 Wells Fargo Championship
Jim McGovern	2	1995 Buick Classic, 1992 Walt Disney World/Oldsmobile Classic
Pat McGowan	2	1988 Texas Open, 1984 Isuzu-Andy Williams San Diego Open
George McInerney	1	1945 Los Angeles Open
Parker McLachlin	1	2007 Buick Invitational
George McNeill	3	2015 The Greenbrier Classic, 2014 The Greenbrier Classic, 2011 Mayakoba Golf Classic at Riviera Maya-Cancun
Harold McSpaden	1	1941 Western Open
Rocco Mediate	6	2010 John Deere Classic, 2010 Frys.com Open, 2000 Invensys Classic at Las Vegas, 1998 Westin Texas Open, 1991 AT&T Pebble Beach National Pro-Am, 1987 Federal Express St. Jude Classic
Eric Meierdierks	1	2013 FedEx St. Jude Classic
Steve Melnyk	2	1977 Atlanta Classic, 1972 Phoenix Open
Tod Menefee	1	1952 Texas Open
Bob Menne	1	1975 B.C. Open
John Merrick	3	2019 Barbasol Championship, 2017 Barbasol Championship, 2013 AT&T National
Dennis Meyer	1	1973 Bob Hope Desert Classic
Shaun Micheel	3	2011 Sony Open in Hawaii, 2007 Turning Stone Resort Championship, 2002 B.C. Open
Phil Mickelson	5	2005 84 LUMBER Classic, 2001 U.S. Open Championship, 1995 THE PLAYERS Championship, 1995 Shell Houston Open, 1994 Kemper Open
Cary Middlecoff	4	1953 Western Open, 1952 Kansas City Open, 1950 Rio Grande Valley Open, 1949 Washington Star Open
Lee Mikles	1	1978 Greater Greensboro Open
Ron Milanovich	1	1980 Manufacturers Hanover Westchester Classic
Allen Miller	2	1982 Phoenix Open, 1978 Danny Thomas Memphis Classic
Johnny Miller	5	1982 U.S. Open Championship, 1976 Kaiser International Open Invitational, 1974 Sea Pines Heritage Classic, 1974 Kaiser International Open Invitational, 1973 American Golf Classic
Andy Miller	1	2002 U.S. Open Championship
Frank Minch	1	1935 San Francisco Match Play
Bobby Mitchell	3	1975 Greater Jacksonville Open, 1972 U.S. Open Championship, 1972 Danny Thomas Memphis Classic
Abe Mitchell	1	1920 The Open Championship
Keith Mitchell	2	2019 Sony Open in Hawaii, 2018 OHL Classic at Mayakoba
Katsumasa Miyamoto	1	1999 Southern Farm Bureau Classic
Yusaku Miyazato	2	2006 Reno-Tahoe Open, 2006 Reno-Tahoe Open
Larry Mize	3	2002 Greater Milwaukee Open, 2002 Buick Classic, 1984 Colonial National Invitation
Brian Mogg	1	1989 Chattanooga Classic
Francesco Molinari	2	2019 Arnold Palmer Invitational presented by Mastercard, 2015 Waste Management Phoenix Open
Lloyd Monroe	1	1972 Monsanto Open
Colin Montgomerie	2	2002 BellSouth Classic, 2000 World Golf Championships-American Express Championship
Jack Montgomery	1	1969 Sahara Invitational
Eric Monti	1	1964 Bing Crosby National Pro-Am
Orville Moody	3	1979 Colonial National Invitation, 1978 Walt Disney World National Team Championship, 1968 Rebel Yell Open
Ryan Moore	5	2019 THE PLAYERS Championship, 2016 Northern Trust Open, 2012 Arnold Palmer Invitational presented by MasterCard, 2010 Masters Tournament, 2007 PODS Championship
Gil Morgan	2	1978 PGA Championship, 1933 Western Open
David Morland IV	2	2000 Bell Canadian Open, 2000 AT&T Pebble Beach National Pro-Am
Mike Morley	1	1976 Kaiser International Open Invitational
Tom Morris, Jr.	1	1868 The Open Championship
Jodie Mudd	3	1991 Infiniti Tournament of Champions, 1990 Shearson Lehman Hutton Open, 1987 USF&G Classic
Bill Murchison	1	1980 San Antonio Texas Open
Bob Murphy	3	1974 Jackie Gleason-Inverrary Classic, 1969 Greater New Orleans Open Invitational, 1968 Cleveland Open Invitational
Sean Murphy	2	1999 National Car Rental Golf Classic/Disney, 1994 Las Vegas Invitational
Grayson Murray	2	2017 Travelers Championship, 2017 Dell Technologies Championship
Kevin Na	1	2017 CIMB Classic
Kel Nagle	1	1961 Colonial National Invitation
Bill Nary	1	1949 Dapper Dan Open
Jim Nelford	2	1987 Southwest Golf Classic, 1984 Byron Nelson Golf Classic

## 2019-20 PGA TOUR MEDIA GUIDE | Section 5: All-Time Records

Player	Count	Tournaments
Byron Nelson	1	1942 Tam O'Shanter Open
Larry Nelson	1	1975 World Open Golf Championship
D. Nelson	1	1929 Western Open
John Nelson	1	1997 Doral-Ryder Open
Dwight Nevil	1	1972 Jackie Gleason's Inverrary Classic
Dave Newquist	1	1977 Doral-Eastern Open
Bobby Nichols	3	1972 Kaiser International Open Invitational, 1968 Greater Hartford Open Invitational, 1966 500 Festival Open Invitation
Jack Nicklaus	3	1979 Bob Hope Desert Classic, 1971 Greater Jacksonville Open, 1963 Memphis Open Invitational
Mike Nicolette	1	1988 Greater Milwaukee Open
Joaquin Niemann	1	2019 Shriners Hospitals for Children Open
Tom Nieporte	1	1977 PGA Championship
Frank Nobilo	1	2000 Bell Canadian Open
Greg Norman	2	1994 THE TOUR Championship, 1990 MCI Heritage Golf Classic
Andy North	1	1976 NBC Tucson Open
Augusto Núñez	1	2018 Corales Puntacana Resort & Club Championship
Chris O'Connor	1	1999 John Deere Classic
Mac O'Grady	1	1986 Los Angeles Open
Sean O'Hair	1	2010 BMW Championship
Nick O'Hern	3	2012 Farmers Insurance Open, 2012 AT&T Pebble Beach National Pro-Am, 2011 AT&T Pebble Beach National Pro-Am
Mark O'Meara	3	1989 PGA Championship, 1988 Walt Disney World/Oldsmobile Classic, 1987 Southwest Golf Classic
Regan O'Rourke	1	1985 B.C. Open
Joe Ogilvie	3	2012 Northern Trust Open, 2001 FedEx St. Jude Classic, 2001 Compaq Classic of New Orleans
Geoff Ogilvy	1	2015 Sony Open in Hawaii
David Ogren	1	1983 Canadian Open
James Oh	1	2009 AT&T Pebble Beach National Pro-Am
Ed Oliver	1	1957 Havana Invitational
Leif Olson	1	2009 RBC Canadian Open
Daniel Olsson	1	1997 The Open Championship
Peter Oosterhuis	3	1982 PGA Championship, 1976 PGA Championship, 1976 Colonial National Invitation
Louis Oosthuizen	2	2016 The Open Championship, 2016 Masters Tournament
Carlos Ortiz	1	2016 Wells Fargo Championship
Gary Ostrega	1	1978 First NBC New Orleans Open
Jeff Overton	1	2012 Wyndham Championship
Jay Overton	1	1992 Walt Disney World/Oldsmobile Classic
Greg Owen	1	2010 Bob Hope Classic
Naomichi Ozaki	4	2000 THE PLAYERS Championship, 1998 Bob Hope Chrysler Classic, 1997 Bob Hope Chrysler Classic, 1996 Memorial Tournament
Arnold Palmer	3	1980 Bob Hope Desert Classic, 1965 Pensacola Open Invitational, 1959 Tournament of Champions
Johnny Palmer	1	1955 Phoenix Open
Ryan Palmer	3	2016 AT&T Pebble Beach Pro-Am, 2007 Bob Hope Chrysler Classic, 2004 Booz Allen Classic
Pat Palmieri	1	1951 Canadian Open
Rod Pampling	2	2016 the Memorial Tournament presented by Nationwide, 2007 Crowne Plaza Invitational at Colonial
Brenden Pappas	1	2010 Children's Miracle Network Classic
Jesper Parnevik	2	2006 THE PLAYERS Championship, 2002 BellSouth Classic
Jerry Pate	1	1982 Bing Crosby National Pro-Am
Steve Pate	5	1997 Greater Vancouver Open, 1997 Buick Challenge, 1994 Bob Hope Chrysler Classic, 1989 Texas Open, 1989 Bob Hope Chrysler Classic
Billy Patton	1	1954 Masters Tournament
Corey Pavin	7	2008 AT&T National, 2006 Bob Hope Chrysler Classic, 2002 MasterCard Colonial, 1994 Buick Classic, 1992 Masters Tournament, 1988 Texas Open, 1985 Panasonic Las Vegas Invitational
Christian Pena	1	1994 Northern Telecom Open
David Peoples	3	2004 84 LUMBER Classic, 2003 FedEx St. Jude Classic, 1990 Canon Greater Hartford Open
Pat Perez	2	2008 Arnold Palmer Invitational presented by MasterCard, 2002 Reno-Tahoe Open
Craig Perks	1	2007 Travelers Championship
Tom Pernice Jr.	1	2004 the Memorial Tournament
Kenny Perry	5	1994 NEC World Series of Golf, 1994 GTE Byron Nelson Golf Classic, 1991 Nestle Invitational, 1991 Memorial Tournament, 1987 Hardee's Golf Classic
Chris Perry	3	1998 U.S. Open Championship, 1993 B.C. Open, 1989 Southwestern Bell Colonial
Peter Persons	1	1990 Shearson Lehman Hutton Open
John Peterson	1	2012 U.S. Open
Tim Petrovic	2	2010 Children's Miracle Network Classic, 2003 EDS Byron Nelson Championship
Carl Pettersson	2	2013 Shell Houston Open, 2004 Nissan Open
Mark Pfeil	1	1982 Greater Greensboro Open
Henry Picard	1	1939 Miami-Biltmore Four-Ball
Billy Pierot	1	1989 Phoenix Open
Thomas Pieters	1	2019 World Golf Championships-HSBC Champions
Lionel Platts	1	1971 The Open Championship
Gary Player	1	1979 Greater Greensboro Open
Dan Pohl	1	1979 Western Open
D.A. Points	1	2019 Arnold Palmer Invitational presented by Mastercard
Don Pooley	3	1997 Buick Challenge, 1988 Texas Open, 1987 Hertz Bay Hill Classic
Lee Porter	1	2001 Texas Open at LaCantera
J.T. Poston	1	2018 THE NORTHERN TRUST
Johnny Pott	1	1957 Kentucky Derby Open Invitational
Ted Potter, Jr.	1	2018 The RSM Classic
Ian Poulter	1	2008 Masters Tournament
Seamus Power	1	2019 THE PLAYERS Championship
Tommy Price	1	1990 KMart Greater Greensboro Open
Nick Price	3	1997 NEC World Series of Golf, 1989 U.S. Open Championship, 1988 AT&T Pebble Beach National Pro-Am
Dicky Pride	2	2008 Viking Classic, 1994 Buick Southern Open
Dillard Pruitt	2	1996 B.C. Open, 1990 Federal Express St. Jude Classic
Ted Purdy	2	2010 Zurich Classic of New Orleans, 2009 Frys.com Open
Tom Purtzer	2	1978 Canadian Open, 1976 IVB-Bicentennial Golf Classic

## 2019-20 PGA TOUR MEDIA GUIDE | Section 5: All-Time Records

Player	Count	Tournaments
Michael Putnam	1	2007 Wyndham Championship
Smiley Quick	1	1960 San Diego Open Invitational
Brett Quigley	1	2002 BellSouth Classic
Fran Quinn	1	1992 Canon Greater Hartford Open
Jeff Quinney	2	2008 Northern Trust Open, 2007 Bob Hope Chrysler Classic
Sammy Rachels	1	1985 Southern Open
Dave Ragan	1	1970 Azalea Open Invitational
Jon Rahm	1	2017 Safeway Open
Sam Randolph	2	1998 AT&T Pebble Beach National Pro-Am, 1988 Panasonic Las Vegas Invitational
Henry Ransom	2	1946 North & South Open Championship, 1942 Rochester Open
Charles Raulerson	1	1999 BellSouth Classic
Harold Rayborn	1	1968 Jacksonville Open Invitational
Mike Reasor	1	1972 IVB-Philadelphia Golf Classic
Chez Reavie	4	2019 TOUR Championship, 2017 Sony Open in Hawaii, 2012 Farmers Insurance Open, 2012 AT&T National
Patrick Reed	1	2015 Shell Houston Open
Victor Regalado	1	1979 IVB-Philadelphia Golf Classic
Mike Reid	1	1980 Michelob-Houston Open
Steve Reid	1	1966 Bob Hope Desert Classic
Tag Ridings	3	2013 Farmers Insurance Open, 2009 Travelers Championship, 2005 Ford Championship at Doral
Skee Riegel	1	1952 Sioux City Open
Lee Rinker	1	1984 Sammy Davis Jr.-Greater Hartford Open
Larry Rinker	6	1999 National Car Rental Golf Classic/Disney, 1995 Anheuser-Busch Golf Classic, 1992 Buick Invitational of California, 1991 Buick Classic, 1987 Phoenix Open, 1983 Panasonic Las Vegas Pro Celebrity Classic
Loren Roberts	5	1993 Walt Disney World/Oldsmobile Classic, 1993 Southwestern Bell Colonial, 1990 Memorial Tournament, 1989 Beatrice Western Open, 1984 Isuzu-Andy Williams San Diego Open
Phil Rodgers	4	1982 Wickes-Andy Williams San Diego Open, 1964 Dallas Open Invitational, 1963 Seattle Open Invitational, 1961 Bakersfield Open
Anthony Rodriguez	1	1997 Buick Classic
Henry Rogan	1	1940 North & South Open Championship
John Rollins	2	2012 Humana Challenge in partnership with the Clinton Foundation, 2004 John Deere Classic
Andres Romero	3	2015 Travelers Championship, 2015 Shriners Hospitals for Children Open, 2010 Deutsche Bank Championship
Bob Rosburg	1	1970 Houston Champions International
Justin Rose	2	2007 The Barclays, 2004 Chrysler Classic of Greensboro
Clarence Rose	3	1996 CVS Charity Classic, 1991 KMart Greater Greensboro Open, 1986 Memorial Tournament
C. Ross Somerville	1	1934 Augusta National Invitation
John Ross	1	1993 Deposit Guaranty Golf Classic
Hugh Royer	1	1968 PGA Team Championship
Mason Rudolph	4	1980 Greater New Orleans Open, 1973 Monsanto Open, 1964 Greater Seattle Open Invitational, 1962 Pensacola Open Invitational
Jack Rule	2	1964 Mountain View Open Invitation, 1964 Mountain View Open Invitation
Dave Rummells	1	1993 Doral-Ryder Open
David Russell	1	1973 The Open Championship
Charlie Rymer	1	1996 Bell Canadian Open
Rory Sabbatini	2	2019 U.S. Open, 2012 Travelers Championship
Bill Sander	1	1979 Bay Hill Citrus Classic
Jeff Sanders	1	1982 Hall Of Fame
Harold Sanderson	1	1930 Miami Open
Cesar Sanudo	1	1978 Colgate Hall of Fame Classic
Gene Sarazen	1	1973 The Open Championship
Gene Sauers	1	1988 PGA Championship
Sam Saunders	1	2012 Humana Challenge in partnership with the Clinton Foundation
Chuck Scally	1	1951 Houston Open
Xander Schauffele	1	2019 TOUR Championship
Scottie Scheffler	1	2014 HP Byron Nelson Championship
John Schlee	3	1976 Bing Crosby National Pro-Am, 1968 Bob Hope Desert Classic, 1967 San Diego Open Invitational
Jason Schmuhl	1	2018 Safeway Open
George Schneider	1	1942 Western Open
Ollie Schniederjans	1	2019 Rocket Mortgage Classic
John Schroeder	1	1978 IVB-Philadelphia Golf Classic
Ted Schulz	2	1994 Texas Open, 1994 Buick Classic
Emil Scodeller	1	1965 Hawaiian Open
Adam Scott	2	2012 Masters Tournament, 2010 AT&T Pebble Beach National Pro-Am
John Senden	4	2010 the Memorial Tournament presented by Nationwide Insurance, 2009 The 50th Bob Hope Classic hosted by Arnold Palmer, 2006 The Open Championship, 2003 AT&T Pebble Beach National Pro-Am
Garvin Shand	1	1932 Western Open
Tom Shaw	2	1980 Western Open, 1973 Monsanto Open
Patrick Sheehan	1	2006 Buick Championship
Charles Sifford	1	1966 San Diego Open Invitational
Curtis Sifford	2	1974 Florida Citrus Open, 1971 Bahamas National Open Championship
Dan Sikes	2	1969 Tournament of Champions, 1969 National Airlines Open Invitational
Jim Simons	2	1977 Tallahassee Open, 1974 Florida Citrus Open
Scott Simpson	1	1980 Doral-Eastern Open
Tim Simpson	1	1979 Memorial Tournament
Webb Simpson	2	2010 Justin Timberlake Shriners Hospitals for Children Open, 2009 Arnold Palmer Invitational presented by MasterCard
Joey Sindelar	4	1999 THE PLAYERS Championship, 1996 Motorola Western Open, 1985 B.C. Open, 1984 Panasonic Las Vegas Invitational
Vijay Singh	3	2005 EDS Byron Nelson Championship, 1996 PGA Championship, 1994 AT&T Pebble Beach National Pro-Am
Sonny Skinner	1	1998 Freeport-McDermott Classic
Roger Sloan	1	2015 Sanderson Farms Championship
Heath Slocum	1	2007 FBR Open
Jeff Sluman	4	1996 MCI Classic, 1995 Buick Challenge, 1994 BellSouth Classic, 1992 Masters Tournament
Mike Small	1	2004 Cialis Western Open
Bob Smith	2	1974 Hawaiian Open, 1973 Bing Crosby National Pro-Am
Harry Smith	1	1928 New Jersey Open

## 2019-20 PGA TOUR MEDIA GUIDE | Section 5: All-Time Records

Player	Count	Tournaments
Horton Smith	2	1936 Portland Open, 1928 Oklahoma City Open
Nate Smith	1	2011 Travelers Championship
Taylor Smith	1	1996 Freeport-McDermott Classic
Mike Smith	2	1992 Buick Classic, 1985 USF&G Classic
Ivan Smith	1	1983 Bank of Boston Classic
J.C. Snead	1	1977 Pleasant Valley Classic
Sam Snead	1	1946 Winnipeg Open
Brandt Snedeker	1	2011 Deutsche Bank Championship
Ed Sneed	1	1976 Pensacola Open
Joey Snyder III	1	2013 Travelers Championship
Jordan Spieth	2	2015 BMW Championship, 2013 Puerto Rico Open presented by seepuertorico.com
Mike Sposa	3	2003 Las Vegas Invitational, 2002 Phoenix Open, 2001 B.C. Open
Steve Spray	1	1970 Danny Thomas Memphis Classic
Kevin Stadler	3	2007 AT&T National, 2005 Michelin Championship at Las Vegas, 2005 Deutsche Bank Championship
Craig Stadler	3	2002 THE PLAYERS Championship, 2000 Nissan Open, 1995 Nissan Open
Scott Stallings	3	2017 The Honda Classic, 2016 Valero Texas Open, 2011 Transitions Championship
Mike Standly	1	2003 84 Lumber Classic of Pennsylvania
Paul Stankowski	1	1999 Touchstone Energy Tucson Open
Nate Starks	1	1975 Tallahassee Open
Brendan Steele	1	2011 Waste Management Phoenix Open
Shawn Stefani	5	2019 3M Open, 2018 Corales Puntacana Resort & Club Championship, 2016 Wyndham Championship, 2015 Humana Challenge in partnership with the Clinton Foundation, 2013 U.S. Open
Scott Stegner	1	1984 Byron Nelson Golf Classic
Henrik Stenson	1	2006 THE PLAYERS Championship
Richard Sterne	1	2006 The Open Championship
Johnny Stevens	1	1975 Walt Disney World National Team Championship
Ray Stewart	1	1995 Bob Hope Chrysler Classic
Payne Stewart	1	1985 Los Angeles Open
Darron Stiles	2	2013 John Deere Classic, 2005 Zurich Classic of New Orleans
Ken Still	1	1966 Phoenix Open Invitational
Curtis Strange	2	1988 Masters Tournament, 1982 World Series of Golf
Ron Streck	1	1979 PGA Championship
Kevin Streelman	1	2008 EDS Byron Nelson Championship
Steve Stricker	3	2012 BMW Championship, 2011 the Memorial Tournament presented by Nationwide Insurance, 1997 Phoenix Open
Chris Stroud	2	2019 Shriners Hospitals for Children Open, 2013 THE PLAYERS Championship
Brian Stuard	1	2017 DEAN & DELUCA Invitational
Mike Sullivan	1	1981 Memorial Tournament
Chip Sullivan	1	1997 Deposit Guaranty Golf Classic
Daniel Summerhays	2	2018 CareerBuilder Challenge, 2011 The Heritage
Kevin Sutherland	3	2009 RBC Canadian Open, 2001 Bob Hope Chrysler Classic, 2000 COMPAQ Classic of New Orleans
David Sutherland	1	1991 Centel Western Open
Hal Sutton	10	2003 Bank of America Colonial, 2001 Memorial Tournament, 2000 World Golf Championships-NEC Invitational, 1998 Greater Greensboro Chrysler Classic, 1996 Deposit Guaranty Golf Classic, 1992 Northern Telecom Open, 1990 Anheuser-Busch Golf Classic, 1988 Phoenix Open, 1985 Hertz Bay Hill Classic, 1985 Bing Crosby National Pro-Am
Lance Suzuki	1	1980 Hawaiian Open
Andrew Svoboda	1	2015 RBC Heritage
Hudson Swafford	2	2017 World Golf Championships-Bridgestone Invitational, 2015 FedEx St. Jude Classic
Hidemichi Tanaka	2	2005 Valero Texas Open, 2002 Sony Open in Hawaii
Alan Tapie	1	1978 American Express Westchester Classic
Ernie Tardiff	1	1946 Miami Open
Phil Tataurangi	1	1994 Texas Open
J.H. Taylor	1	1925 The Open Championship
Nick Taylor	2	2019 Valero Texas Open, 2016 CareerBuilder Challenge in partnership with the Clinton Foundation
Vaughn Taylor	3	2009 Arnold Palmer Invitational presented by MasterCard, 2008 Frys.com Open, 2004 FUNAI Classic at the WALT DISNEY WORLD Resort
Harry Taylor	1	1988 GTE Byron Nelson Golf Classic
Josh Teater	1	2014 Zurich Classic of New Orleans
Brian Tennyson	1	1989 Doral-Ryder Open
Glen Teral	1	1949 Houston Open
Doug Tewell	1	1980 Phoenix Open
Justin Thomas	3	2019 Masters Tournament, 2017 World Golf Championships-Mexico Championship, 2015 The Greenbrier Classic
Leonard Thompson	1	1973 American Golf Classic
Robert Thompson	1	1982 Miller High Life QCO
Rocky Thompson	2	1980 Canadian Open, 1973 Greater Milwaukee Open
Michael Thompson	1	2013 THE PLAYERS Championship
Nicholas Thompson	1	2009 Frys.com Open
Jimmy Thomson	1	1938 Western Open
Jim Thorpe	1	1987 NEC World Series of Golf
Chris Tidland	1	2010 Justin Timberlake Shriners Hospitals for Children Open
Esteban Toledo	2	2000 Bob Hope Chrysler Classic, 1998 Greater Vancouver Open
Tommy Tolles	1	1995 GTE Byron Nelson Golf Classic
David Toms	3	2014 Wyndham Championship, 2005 the Memorial Tournament, 2001 PGA Championship
Sam Torrance	1	1981 The Open Championship
Eddie Townes	1	1922 U.S. Open Championship
Lee Trevino	1	1973 USI Classic
Cameron Tringale	1	2011 Transitions Championship
Kirk Triplett	1	2004 Masters Tournament
Austen Truslow	1	2019 Puerto Rico Open
Ted Tryba	2	2000 THE PLAYERS Championship, 1998 FedEx St. Jude Classic
Jim Turnesa	2	1969 PGA Championship, 1954 Houston Open
Mike Turnesa	1	1950 North & South Open Championship
Marc Turnesa	1	2008 Arnold Palmer Invitational presented by MasterCard

## 2019-20 PGA TOUR MEDIA GUIDE | Section 5: All-Time Records

Player	Count	Tournaments
George Tutwiler	1	1963 Azalea Open Invitational
Kevin Tway	2	2019 World Golf Championships-FedEx St. Jude Invitational, 2017 Dell Technologies Championship
Bob Tway	7	1999 COMPAQ Classic of New Orleans, 1998 Doral-Ryder Open, 1994 Memorial Tournament, 1994 Memorial Tournament, 1990 MONY Tournament of Champions, 1989 Las Vegas Invitational, 1986 NEC World Series of Golf
Greg Twiggs	2	1998 B. C. Open, 1994 Greater Milwaukee Open
Howard Twitty	2	1993 H. E. B. Texas Open, 1988 B. C. Open
Ed Updegraff	1	1966 Tucson Open Invitational
Brett Upper	1	1988 AT&T Pebble Beach National Pro-Am
Omar Uresti	3	2009 U. S. Bank Championship in Milwaukee, 2008 Legends Reno-Tahoe Open, 1997 Bell Canadian Open
Dell Urich	1	1948 Tucson Open
Tyrone Van Aswegen	1	2016 Northern Trust Open
Bo Van Pelt	2	2012 Masters Tournament, 2007 Travelers Championship
Harold Varner III	2	2018 CareerBuilder Challenge, 2017 the Memorial Tournament presented by Nationwide
Jhonattan Vegas	2	2017 The Honda Classic, 2016 Barbasol Championship
Diego Velázquez	1	2012 Valero Texas Open
Scott Verplank	2	2006 Zurich Classic of New Orleans, 2002 Bob Hope Chrysler Classic
Jimmy Vickers	1	1953 Ardmore Open
Everette Vinzant	1	1958 Memphis Open Invitational
Ernie Vossler	2	1959 Memphis Open Invitational, 1959 Kansas City Open Invitational
Bobby Wadkins	2	1978 U. S. Open Championship, 1977 Jackie Gleason-Inverrary Classic
Lanny Wadkins	3	1982 Phoenix Open, 1979 Sea Pines Heritage Classic, 1973 World Open Golf Championship
Fred Wadsworth	1	1987 Memorial Tournament
Rocky Walcher	1	2001 Buick Classic
Duffy Waldorf	1	2003 FUNAI Classic at the WALT DISNEY WORLD Resort
Lew Waldron	1	1930 Miami Four-Ball
Jimmy Walker	1	2009 Puerto Rico Open presented by Banco Popular
Art Wall	4	1973 Kaiser International Open Invitational, 1973 Jackie Gleason Inverrary-National Airlines Classic, 1959 San Diego Open Invitational, 1950 Texas Open
Matt Wallace	1	2018 PGA Championship
William Walsh	1	1928 Metropolitan Open
Mike Walters	1	1977 Tallahassee Open
Bobby Walzel	2	1979 IVB-Philadelphia Golf Classic, 1977 Anheuser-Busch Golf Classic
Charles Ward	2	1948 The Open Championship, 1946 The Open Championship
Steve Warga	1	1947 Miami Open
Scott Watkins	1	1980 Phoenix Open
Tom Watson	3	1980 U. S. Open Championship, 1977 Andy Williams-San Diego Open Invitational, 1974 Glen Campbell-Los Angeles Open
Denis Watson	1	1991 Chattanooga Classic
Doug Weaver	1	1989 U. S. Open Championship
Boo Weekley	2	2012 AT&T Pebble Beach National Pro-Am, 2007 Viking Classic
D.A. Weibring	2	1982 Bob Hope Desert Classic, 1978 Magnolia Classic
Mike Weir	2	2009 RBC Canadian Open, 1998 Kemper Open
Tom Weiskopf	4	1982 U. S. Open Championship, 1978 U. S. Open Championship, 1973 Atlanta Classic, 1972 Cleveland Open
John Weitzel	1	1954 U. S. Open Championship
Kevin Wentworth	1	1998 FedEx St. Jude Classic
Lee Westwood	1	2015 CIMB Classic
W. Whedon	1	1955 Insurance City Open
Mark Wiebe	3	2001 Honda Classic, 1996 LaCantera Texas Open, 1989 U. S. Open Championship
Jim Wiechers	2	1970 Greater Greensboro Open, 1969 Hawaiian Open
Bernd Wiesberger	1	2018 World Golf Championships-HSBC Champions
Terry Wilcox	1	1969 Phoenix Open Invitational
Will Wilcox	1	2016 THE PLAYERS Championship
Jay Williamson	3	2008 Wachovia Championship, 2002 Buick Invitational, 2001 Buick Classic
Garrett Willis	2	2004 Reno-Tahoe Open, 2003 Deutsche Bank Championship
Dean Wilson	3	2009 Crowne Plaza Invitational at Colonial, 2008 EDS Byron Nelson Championship, 2007 Arnold Palmer Invitational presented by MasterCard
Bo Wininger	1	1957 Rubber City Open Invitational
Gary Wintz	1	1975 First NBC New Orleans Open
Aaron Wise	1	2017 OHL Classic at Mayakoba
Casey Wittenberg	2	2009 Sony Open in Hawaii, 2009 RBC Canadian Open
Chet Wojack	1	1964 Insurance City Open Invitational
Bob Wolcott	1	1997 B. C. Open
Si Woo Kim	2	2019 Valero Texas Open, 2016 Travelers Championship
Larry Wood	1	1972 Westchester Classic
Willie Wood	7	2004 John Deere Classic, 2003 FedEx St. Jude Classic, 1998 Kemper Open, 1995 B. C. Open, 1994 Northern Telecom Open, 1993 Hardee's Golf Classic, 1987 Georgia-Pacific Atlanta Golf Classic
Gary Woodland	1	2015 AT&T Byron Nelson
Tiger Woods	2	1997 Phoenix Open, 1996 Greater Milwaukee Open
Dempsey Wright	1	1951 Fort Wayne Open
Bob Wynn	1	1979 Sea Pines Heritage Classic
Mike Wynn	1	1976 Ohio Kings Island Open
Y.E. Yang	1	2014 Frys.com Open
Charles Yansick	1	1938 Westchester 108 Hole Open
Wayne Yates	1	1969 IVB-Philadelphia Golf Classic
Kim Young	1	1978 Kemper Open
Bruce Zabriski	1	1996 Buick Classic
Kermit Zarley	3	1980 Bing Crosby National Pro-Am, 1972 Colonial National Invitational, 1968 Colonial National Invitation
Bob Zender	1	1977 PGA Championship
Larry Ziegler	1	1968 PGA Championship
Fuzzy Zoeller	2	1995 PGA Championship, 1991 U. S. Open Championship
Richard Zokol	4	1996 Greater Milwaukee Open, 1995 United Airlines Hawaiian Open, 1992 Freeport-McMoRan Golf Classic, 1985 Kemper Open
Paul Zurek	1	1986 B. C. Open

### Longest Time Between First and Last Hole-in-One

Years	Player	Tournament	Tournament
37 years	Tom Watson	1974 Glen Campbell-Los Angeles Open	2011 The Open Championship

## The Last Time

### Last Time Four Holes-in-One on Same Hole on Same Day

Tournament	Round	Course	Hole	Players
2009 RBC Canadian Open	2	Glen Abbey GC	15	Arjun Atwal, Briny Baird, Leif Olson, Casey Wittenberg

### Last to Make a Hole-in-One on the First Hole of a Round

Player	Tournament	Course	Round	Hole
Keith Mitchell	2018 OHL Classic at Mayakoba	El Camaleon GC	1	10

### Last Time Three Holes-in-One in a Round

Tournament	Course	Round	Players
2017 Wyndham Championship	Sedgefield CC	4	Ben Crane (No. 16), Roberto Castro (No. 3), and Martin Flores (No. 16).
2009 Frys.com Open	Grayhawk GC (Raptor)	3	Chad Campbell (No. 16), Ted Purdy (No. 16), and Nicholas Thompson (No. 13).

### Last to Make a Hole-in-One and go on to Win

Player	Tournament	Course	Round	Hole
Francesco Molinari	2019 Arnold Palmer Invitational presented by Mastercard	Bay Hill Club & Lodge	1	7
J.B. Holmes	2019 Genesis Open	Riviera CC	1	6
Dustin Johnson	2015 World Golf Championships-Cadillac Championship	Trump National Doral	3	4
Steve Stricker	2011 the Memorial Tournament presented by Nationwide Insurance	Muirfield Village GC	2	8

### Last Time Eight Holes-in-One in a Tournament

Tournament	Course
2009 RBC Canadian Open	Glen Abbey GC

### Last to Make Two Holes-in-One in a Round

Player	Tournament	Course	Round
Brian Harman	2015 The Barclays	Plainfield CC	Fourth Round
Yusaku Miyazato	2006 Reno-Tahoe Open	Montreux G&CC	Second Round
W. Whedon	1955 Insurance City Open	Wethersfield CC	First Round (Amateur)

### Last to Make Two Holes-in-One in a Tournament

Player	Tournament	Rounds
Brian Harman	2015 The Barclays	4 (both)
Yusaku Miyazato	2006 Reno-Tahoe Open	2 (both)
Glen Day	1994 Canon Greater Hartford Open	2 and 3
Bob Tway	1994 Memorial Tournament	1 and 3
Jack Rule	1964 Mountain View Open Invitation	1 and 4
Jay Hebert	1959 El Paso Open	3 and 4
Richard Ferguson	1958 Jamaica Open Invitational	2 and 4
W. Whedon	1955 Insurance City Open	1 (both)
Jim Ferrier	1946 San Francisco Open	1 and 4

### Last to Make Hole-in-One on a Par-4

Player	Tournament	Course	Round	Hole
Andrew Magee	2001 Phoenix Open	TPC Scottsdale	1	17

### Last Amateur to Record a Hole-in-One

Player	Tournament	Course	Round	Hole
Scottie Scheffler	2014 HP Byron Nelson Championship	TPC Four Seasons Resort	3	2
Victor Ciesielski	2006 Canadian Open	Hamilton G&CC	2	6
Spencer Levin	2004 U.S. Open Championship	Shinnecock Hills GC	1	17
Daniel Olsson	1997 The Open Championship	Royal Troon GC	2	5

### Last to Make Double Eagle and Hole-in-One in a Round

Player	Tournament	Course	Round	Holes
Nicholas Thompson	2009 Frys.com Open	Grayhawk GC (Raptor)	3	Double-eagle on par-5 No. 11 and hole-in-one on par-3 No. 13. (7-iron, 199 yards)

## Last to Make a Hole-in-One in First Professional Start (Since 1983)

Player	Tournament	Course	Round	Hole
Austen Truslow	2019 Puerto Rico Open	Coco Beach Golf & CC	4	16
Augusto Núñez	2018 Corales Puntacana Resort & Club Championship	Corales Golf Club	1	17
Jack Maguire	2016 Waste Management Phoenix Open	TPC Scottsdale	2	12
Daniel Brooks	2015 The Open Championship	St. Andrews GC (Old Course)	2	11
Anirban Lahiri	2012 The Open Championship	Royal Lytham St. Anne	3	9
Brendan Gielow	2010 Wyndham Championship	Sedgefield CC	1	3
Richard Sterne	2006 The Open Championship	Royal Liverpool GC	2	15
Chris O'Connor	1999 John Deere Classic	Oakwood CC	2	17
Pierre Fulke	1997 The Open Championship	Royal Troon GC	1	14
Dennis Edlund	1997 The Open Championship	Royal Troon GC	2	8
Tiger Woods	1996 Greater Milwaukee Open	Brown Deer Park GC	4	14
Tommy Price	1990 KMart Greater Greensboro Open	Forest Oaks CC	2	17
Carl Cooper	1990 AT&T Pebble Beach National Pro-Am	Spyglass Hill GC	3	5
Bryan Hargrove	1984 Texas Open	Oak Hills CC	1	13

# Money

## Money Won

### Most Official Money Earned in a Single Season

Money	Player	Season
\$12,030,465	Jordan Spieth	2015
\$10,905,166	Vijay Singh	2004
\$10,867,052	Tiger Woods	2007
\$10,628,024	Tiger Woods	2005
\$10,545,465	Tiger Woods	2009

### Most Official Money Earned by a Rookie

Money	Player	Season
\$4,312,674	Xander Schauffele	2017
\$3,879,820	Jordan Spieth	2013
\$3,844,189	Trevor Immelman	2006

### Most Official Money Earned in a Single Season without a Victory

Money	Player	Season
\$5,987,395	Jim Furyk	2014
\$5,620,138	Tony Finau	2018
\$4,939,606	Sergio Garcia	2014
\$4,806,117	Rickie Fowler	2014
\$4,755,070	Henrik Stenson	2015
\$4,690,572	Webb Simpson	2019
\$4,501,050	Kevin Chappell	2016
\$4,440,532	Steve Stricker	2013

### Youngest to Earn \$1 Million or More in Official Money in a Single Season

Age	Player	Season
19 years, 11 months, 3 days	Jordan Spieth	2013
20 years, 2 months, 23 days	Matthew Wolff	2019
20 years, 10 months, 3 days	Sergio Garcia	2000

### Biggest One-Season Gains in Official Money

Gain	Player	Season	Money	Season	Money
\$7,687,717	Jordan Spieth	2014	\$4,342,748	2015	\$12,030,465
\$6,277,435	Bryson DeChambeau	2017	\$1,817,054	2018	\$8,094,489
\$5,795,194	Justin Thomas	2016	\$4,126,366	2017	\$9,921,560

## Money List

### Season-by-Season Official Money Leaders

Season	Player	Money
2019	Brooks Koepka	\$9,684,006
2018	Justin Thomas	\$8,694,821
2017	Justin Thomas	\$9,921,560
2016	Dustin Johnson	\$9,365,185
2015	Jordan Spieth	\$12,030,465
2014	Rory McIlroy	\$8,280,096
2013	Tiger Woods	\$8,553,439
2012	Rory McIlroy	\$8,047,952
2011	Luke Donald	\$6,683,214
2010	Matt Kuchar	\$4,910,477
2009	Tiger Woods	\$10,508,163
2008	Vijay Singh	\$6,601,094
2007	Tiger Woods	\$10,867,052
2006	Tiger Woods	\$9,941,563
2005	Tiger Woods	\$10,628,024
2004	Vijay Singh	\$10,905,166
2003	Vijay Singh	\$7,573,907
2002	Tiger Woods	\$6,912,625
2001	Tiger Woods	\$5,687,777
2000	Tiger Woods	\$9,188,321
1999	Tiger Woods	\$6,616,585
1998	David Duval	\$2,591,031
1997	Tiger Woods	\$2,066,833
1996	Tom Lehman	\$1,780,159
1995	Greg Norman	\$1,654,959
1994	Nick Price	\$1,499,927
1993	Nick Price	\$1,478,557
1992	Fred Couples	\$1,344,188
1991	Corey Pavin	\$979,430

Season	Player	Money
1990	Greg Norman	\$1,165,477
1989	Tom Kite	\$1,395,278
1988	Curtis Strange	\$1,147,644
1987	Curtis Strange	\$925,941
1986	Greg Norman	\$653,296
1985	Curtis Strange	\$542,321
1984	Tom Watson	\$476,260
1983	Hal Sutton	\$426,668
1982	Craig Stadler	\$446,462
1981	Tom Kite	\$375,699
1980	Tom Watson	\$530,808
1979	Tom Watson	\$462,636
1978	Tom Watson	\$362,428
1977	Tom Watson	\$310,653
1976	Jack Nicklaus	\$266,438
1975	Jack Nicklaus	\$298,149
1974	Johnny Miller	\$353,021
1973	Jack Nicklaus	\$308,362
1972	Jack Nicklaus	\$320,542
1971	Jack Nicklaus	\$244,490
1970	Lee Trevino	\$157,037
1969	Frank Beard	\$164,707
1968	Billy Casper	\$205,168
1967	Jack Nicklaus	\$188,998
1966	Billy Casper	\$121,944
1965	Jack Nicklaus	\$140,752
1964	Jack Nicklaus	\$113,284
1963	Arnold Palmer	\$128,230
1962	Arnold Palmer	\$81,448

Season	Player	Money
1961	Gary Player	\$64,540
1960	Arnold Palmer	\$75,263
1959	Art Wall	\$53,167
1958	Arnold Palmer	\$42,607
1957	Dick Mayer	\$65,835
1956	Ted Kroll	\$72,835
1955	Julius Boros	\$63,121
1954	Bob Toski	\$65,819
1953	Lew Worsham	\$34,002
1952	Julius Boros	\$37,032
1951	Lloyd Mangrum	\$26,088
1950	Sam Snead	\$35,758
1949	Sam Snead	\$31,593
1948	Ben Hogan	\$32,112
1947	Jimmy Demaret	\$27,936
1946	Ben Hogan	\$42,556
1945	Byron Nelson	\$63,335
1944	Byron Nelson	\$37,967
1942	Ben Hogan	\$13,143
1941	Ben Hogan	\$18,358
1940	Ben Hogan	\$10,655
1939	Henry Picard	\$10,303
1938	Sam Snead	\$19,534
1937	Harry Cooper	\$14,138
1936	Horton Smith	\$7,682
1935	Johnny Revolta	\$9,543
1934	Paul Runyan	\$6,767

### Most Consecutive Seasons Finishing in Top 10 on Official Money List

Seasons	Player	Start	Through
17	Jack Nicklaus	1962	1978
13	Tiger Woods	1997	2009
11	Vijay Singh	1998	2008
11	Arnold Palmer	1957	1967

### Most Seasons Finishing in Top 10 on Official Money List

Seasons	Player
18	Jack Nicklaus
16	Tiger Woods
15	Sam Snead
14	Phil Mickelson
13	Arnold Palmer

### Most Consecutive Seasons Finishing in Top 125 on Official Money List

Season	Player	Start	Through
28	Phil Mickelson	1992	2019
27	Davis Love III	1986	2012
24	Kenny Perry	1987	2010

### Most Seasons Finishing No. 1 on Official Money List

Seasons	Player
10	Tiger Woods
8	Jack Nicklaus
5	Tom Watson
5	Ben Hogan
4	Arnold Palmer

### Largest Margin between No. 1 and No. 2 on Official Money List

Margin	Leader	Second Place	Season
\$5,117,941	Vijay Singh	Ernie Els	2004

## Growth Of Purses

#### Growth of Purses

Season	Events	Purse
2019	46	\$343,600,000
2018	48	\$363,000,000
2017	47	\$340,000,000
2016	47	\$327,000,000
2015	47	\$314,000,000
2014	45	\$298,000,000
2013	40	\$260,000,000
2012	45	\$278,500,000
2011	46	\$279,750,000
2010	46	\$275,100,000
2009	45	\$270,700,000
2008	48	\$278,650,000
2007	47	\$270,300,000
2006	48	\$256,850,000
2005	48	\$249,650,000
2004	48	\$239,590,000
2003	48	\$224,200,000
2002	49	\$198,950,000
2001	49	\$175,900,000
2000	49	\$163,580,000
1999	47	\$134,950,000
1998	45	\$96,400,000
1997	45	\$80,550,000
1996	45	\$65,950,000
1995	44	\$62,901,000
1994	43	\$56,416,080
1993	43	\$53,203,611
1992	44	\$49,386,906

Season	Events	Purse
1991	44	\$47,116,000
1990	44	\$46,251,831
1989	44	\$41,288,787
1988	47	\$36,959,307
1987	46	\$32,106,093
1986	46	\$25,442,242
1985	47	\$25,290,526
1984	46	\$21,251,382
1983	45	\$17,588,242
1982	46	\$15,089,576
1981	45	\$14,175,393
1980	45	\$13,371,786
1979	46	\$12,801,200
1978	48	\$10,337,332
1977	48	\$9,688,977
1976	49	\$9,157,522
1975	51	\$7,895,450
1974	57	\$8,165,941
1973	75	\$8,657,225
1972	71	\$7,596,749
1971	63	\$7,116,000
1970	55	\$6,751,523
1969	47	\$5,465,875
1968	45	\$5,077,600
1967	37	\$3,979,162
1966	36	\$3,704,445
1965	36	\$2,848,515
1964	41	\$2,301,063

Season	Events	Purse
1963	43	\$2,044,900
1962	49	\$1,790,320
1961	45	\$1,461,830
1960	41	\$1,335,242
1959	43	\$1,225,205
1958	39	\$1,005,800
1957	32	\$820,360
1956	36	\$847,070
1955	36	\$782,010
1954	26	\$600,819
1953	32	\$562,704
1952	32	\$498,016
1951	30	\$460,200
1950	33	\$459,950
1949	25	\$338,200
1948	34	\$427,000
1947	31	\$352,500
1946	37	\$411,533
1945	36	\$435,380
1944	22	\$150,500
1943	3	\$17,000
1942	21	\$116,650
1941	30	\$169,200
1940	27	\$117,000
1939	28	\$121,000
1938	38	\$158,000

# Official World Golf Ranking

## Official World Golf Ranking

### Longest Streak at No. 1

Weeks	Player	Start Date	End Date
<b>281</b>	Tiger Woods	June 12, 2005	October 30, 2010
<b>264</b>	Tiger Woods	August 15, 1999	September 4, 2004
<b>96</b>	Greg Norman	June 18, 1995	April 19, 1997
<b>81</b>	Nick Faldo	July 19, 1992	February 5, 1994
<b>64</b>	Dustin Johnson	February 19, 2017	May 12, 2018
<b>62</b>	Greg Norman	September 14, 1986	November 21, 1987
<b>60</b>	Tiger Woods	March 24, 2013	May 17, 2014
<b>54</b>	Greg Norman	August 20, 1989	September 1, 1990
<b>54</b>	Rory McIlroy	August 3, 2014	August 15, 2015
<b>50</b>	Ian Woosnam	April 7, 1991	March 21, 1992

### Most Weeks at No. 1

Weeks	Player
<b>683</b>	Tiger Woods
<b>331</b>	Greg Norman
<b>97</b>	Nick Faldo
<b>95</b>	Rory McIlroy
<b>92</b>	Dustin Johnson
<b>61</b>	Seve Ballesteros
<b>56</b>	Luke Donald
<b>51</b>	Jason Day

Weeks	Player
<b>50</b>	Ian Woosnam
<b>44</b>	Nick Price
<b>32</b>	Vijay Singh
<b>26</b>	Jordan Spieth
<b>25</b>	Brooks Koepka
<b>22</b>	Lee Westwood
<b>16</b>	Fred Couples
<b>15</b>	David Duval

Weeks	Player
<b>13</b>	Justin Rose
<b>11</b>	Adam Scott
<b>9</b>	Ernie Els
<b>8</b>	Martin Kaymer
<b>4</b>	Justin Thomas
<b>3</b>	Bernhard Langer
<b>1</b>	Tom Lehman

### No. 1 Timeline

Change Date	Player	Weeks
2019-05-19	Brooks Koepka	18
2019-04-14	Dustin Johnson	5
2019-04-07	Justin Rose	1
2019-03-03	Dustin Johnson	5
2019-01-06	Justin Rose	8
2018-11-25	Brooks Koepka	6
2018-11-18	Justin Rose	1
2018-11-11	Brooks Koepka	1
2018-11-04	Justin Rose	1
2018-10-21	Brooks Koepka	2
2018-09-23	Dustin Johnson	4
2018-09-09	Justin Rose	2
2018-06-10	Dustin Johnson	13
2018-05-13	Justin Thomas	4
2017-02-19	Dustin Johnson	64
2016-03-27	Jason Day	47
2015-11-08	Jordan Spieth	20

Change Date	Player	Weeks
2015-10-18	Jason Day	3
2015-09-27	Jordan Spieth	3
2015-09-20	Jason Day	1
2015-09-13	Rory McIlroy	1
2015-09-06	Jordan Spieth	1
2015-08-30	Rory McIlroy	1
2015-08-16	Jordan Spieth	2
2014-08-03	Rory McIlroy	54
2014-05-18	Adam Scott	11
2013-03-24	Tiger Woods	60
2012-08-12	Rory McIlroy	32
2012-05-27	Luke Donald	11
2012-05-06	Rory McIlroy	3
2012-04-29	Luke Donald	1
2012-04-15	Rory McIlroy	2
2012-03-18	Luke Donald	4
2012-03-04	Rory McIlroy	2

Change Date	Player	Weeks
2011-05-29	Luke Donald	40
2011-04-24	Lee Westwood	5
2011-02-27	Martin Kaymer	8
2010-10-31	Lee Westwood	17
2005-06-12	Tiger Woods	281
2005-05-22	Vijay Singh	3
2005-04-10	Tiger Woods	6
2005-03-20	Vijay Singh	3
2005-03-06	Tiger Woods	2
2004-09-05	Vijay Singh	26
1999-08-15	Tiger Woods	264
1999-08-08	David Duval	1
1999-07-04	Tiger Woods	5
1999-03-28	David Duval	14
1998-06-14	Tiger Woods	41
1998-05-17	Ernie Els	4
1998-05-10	Tiger Woods	1

Change Date	Player	Weeks
1998-04-12	Ernie Els	4
1998-01-11	Tiger Woods	13
1997-09-07	Greg Norman	18
1997-07-06	Tiger Woods	9
1997-06-29	Greg Norman	1
1997-06-22	Ernie Els	1
1997-06-15	Tiger Woods	1
1997-04-27	Greg Norman	7
1997-04-20	Tom Lehman	1
1995-06-18	Greg Norman	96
1994-08-14	Nick Price	44
1994-02-06	Greg Norman	27
1992-07-19	Nick Faldo	81
1992-04-05	Fred Couples	15
1992-03-29	Nick Faldo	1
1992-03-22	Fred Couples	1
1991-04-07	Ian Woosnam	50

Change Date	Player	Weeks
1991-02-03	Nick Faldo	9
1990-10-14	Greg Norman	16
1990-09-02	Nick Faldo	6
1989-08-20	Greg Norman	54
1989-04-02	Seve Ballesteros	20
1989-03-26	Greg Norman	1
1988-11-13	Seve Ballesteros	19
1988-11-06	Greg Norman	1
1988-10-30	Seve Ballesteros	1
1987-11-29	Greg Norman	48
1987-11-22	Seve Ballesteros	1
1986-09-14	Greg Norman	62
1986-04-27	Seve Ballesteros	20
1986-04-06	Bernhard Langer	3

# Firsts

## Firsts

### First African-American to Play

Player	Tournament	Finish Position
John Shippen	1896 U. S. Open Championship	T5

### First African-American to Win

Player	Tournament
Pete Brown	1964 Waco Turner Open Invitational

### First African-American to Play Sponsored Tournament

Player	Tournament	Finish Position
Bill Spiller	1948 Los Angeles Open	T29
Ted Rhodes	1948 Los Angeles Open	T22

### Women to Play

Player	Tournament	Finish Position	Scores	Qualification
Brittany Lincicome	2018 Barbasol Championship	MC	78-71-149	Sponsor Exemption
Michelle Wie	2008 Legends Reno-Tahoe Open	MC	73-80-153	Sponsor Exemption
Michelle Wie	2007 Sony Open in Hawaii	MC	78-76-154	Sponsor Exemption
Michelle Wie	2006 84 LUMBER Classic	MC	77-81-158	Sponsor Exemption
Michelle Wie	2006 John Deere Classic	WD	77	Sponsor Exemption
Michelle Wie	2006 Sony Open in Hawaii	MC	79-68-147	Sponsor Exemption
Michelle Wie	2005 John Deere Classic	MC	70-71-141	Sponsor Exemption
Michelle Wie	2005 Sony Open in Hawaii	MC	75-74-149	Sponsor Exemption
Michelle Wie	2004 Sony Open in Hawaii	MC	72-68-140	Sponsor Exemption
Suzy Whaley	2003 Greater Hartford Open	MC	75-78-153	Won 2002 Connecticut PGA Section Championship
Annika Sorenstam	2003 Bank of America Colonial	MC	71-74-145	Sponsor Exemption
Shirley Spork	1952 Northern California-Reno Open	105	77-80-77-80-314	Sponsor Exemption
Babe Didrikson Zaharias	1946 Los Angeles Open	WD	81-81-162	Sponsor Exemption
Babe Didrikson Zaharias	1945 Tucson Open	42		Qualified with 74-81-155
Babe Didrikson Zaharias	1945 Phoenix Open	33	77-72-75-80-304	Sponsor Exemption
Babe Didrikson Zaharias	1945 Los Angeles Open	MC	76-81-79-236	Qualified with 76-76-152
Babe Didrikson Zaharias	1938 Los Angeles Open	MC	81-84-165	Sponsor Exemption
Babe Didrikson Zaharias	1937 Chicago Open	WD	86	Sponsor Exemption
Babe Didrikson Zaharias	1935 The Cascades Open	MC	86-88-174	Sponsor Exemption

# Weather & Tournament Finishes

## Last Time - Weather & Tournament Finishes

### Last Monday Finish (unscheduled)

Tournament	Tournament	Tournament
2019 AT&T Pebble Beach Pro-Am	2016 Zurich Classic of New Orleans	2014 CIMB Classic
2018 BMW Championship	2016 Farmers Insurance Open	2013 BMW Championship
2018 Barbasol Championship	2016 OHL Classic at Mayakoba	2013 Arnold Palmer Invitational presented by MasterCard
2018 Farmers Insurance Open	2016 Sanderson Farms Championship	2013 Farmers Insurance Open
2017 Zurich Classic of New Orleans	2015 The Open Championship	2012 Wyndham Championship
2017 The RSM Classic	2015 The Honda Classic	2011 Waste Management Phoenix Open

### Last Tuesday Finish

Tournament
2013 Hyundai Tournament of Champions
2006 Booz Allen Classic

### Last 54-Hole Tournament

Tournament
2016 Zurich Classic of New Orleans
2013 Hyundai Tournament of Champions
2011 The Barclays
2009 AT&T Pebble Beach National Pro-Am
2005 BellSouth Classic

### Last 36-Hole Tournament

Tournament
2005 Nissan Open

### Last 36-Hole Final Day

Tournament
2013 Hyundai Tournament of Champions
2011 Sony Open in Hawaii

### Last Cut Made after 18 Holes

Tournament
1987 Beatrice Western Open

### Last Cut Made Closest to 60

Tournament
2011 Sony Open in Hawaii

### Last Time a Tournament had Consecutive Monday Finishes (unscheduled)

Tournament	Tournament
2016 Zurich Classic of New Orleans	2017 Zurich Classic of New Orleans

### Last Time Back-to-Back Tournaments had Monday Finishes

Tournament	Tournament
2018 Dell Technologies Championship	2018 BMW Championship
2016 Sanderson Farms Championship	2016 OHL Classic at Mayakoba
2013 Deutsche Bank Championship	2013 BMW Championship
2005 THE PLAYERS Championship	2005 BellSouth Classic

### Last Time Three Consecutive Tournaments had Monday Finishes

Tournament	Tournament	Tournament
1983 Tournament Players Championship	1983 Greater Greensboro Open	1983 Masters Tournament

### Last Time a Round Restarted

Tournament	Round
2019 Genesis Open	1
2013 Deutsche Bank Championship	3
2013 Hyundai Tournament of Champions	1
2005 THE PLAYERS Championship	2

### Last Time Players were not Re-Grouped between Third and Final Rounds

Tournament
2019 Genesis Open
2018 OHL Classic at Mayakoba
2017 Genesis Open
2016 Sanderson Farms Championship
2015 Zurich Classic of New Orleans
2015 The Honda Classic
2014 FedEx St. Jude Classic

### Last Time it Snowed during a Tournament

Tournament
2013 World Golf Championships-Accenture Match Play Championship
2011 World Golf Championships-Accenture Match Play Championship
2005 BellSouth Classic

### Last Time a Tournament was Cancelled and not Rescheduled

Tournament
2016 The Greenbrier Classic
2009 Viking Classic

### Last Time a Tournament was Suspended and Continued Later in the Season

Tournament
1998 AT&T Pebble Beach National Pro-Am

### Last Round Suspended by Wind

Tournament	Round
2015 The Open Championship	2
2014 AT&T Pebble Beach National Pro-Am	3
2013 Hyundai Tournament of Champions	1 and 2
2012 AT&T National	3
2012 Humana Challenge in partnership with the Clinton Foundation	3

### Last Round Suspended by Fog

Tournament	Round
2019 Desert Classic	1
2017 BMW Championship	1
2017 Valspar Championship	1
2017 Genesis Open	1
2017 AT&T Pebble Beach Pro-Am	2

### Last Round Suspended by Hail

Tournament	Round
2019 AT&T Pebble Beach Pro-Am	4
2013 World Golf Championships-Accenture Match Play Championship	1
2011 World Golf Championships-Accenture Match Play Championship	4

### Last Round Suspended by Frost

Tournament	Round
2016 Waste Management Phoenix Open	1
2013 World Golf Championships-Accenture Match Play Championship	4
2013 Waste Management Phoenix Open	1

### Last Tournament Cancelled for Reasons other than Weather

Tournament	Reason
2001 World Golf Championships-American Express Championship	September 11 attacks
2001 Tampa Bay Classic presented by Buick	September 11 attacks

### Last Time a Tournament Moved to Later in the Season

Tournament	Reason
2005 Southern Farm Bureau Classic	Moved to end of season due to Hurricane Katrina

# Facts and Figures (1970 through 2018-19)

## Low 9

Season	Score / Stat	Details
<b>2018-19</b>	28 (8-under)	Carlos Ortiz, Desert Classic; Cameron Champ, Rocket Mortgage Classic
	28 (7-under)	Chez Reavie, Travelers Championship; Adam Svensson, Wyndham Championship
<b>2017-18</b>	27 (8-under)	Brandt Snedeker, Wyndham Championship
<b>2016-17</b>	28 (7-under)	Chez Reavie, Sony Open in Hawaii; Webb Simpson, Wyndham Championship
<b>2015-16</b>	27 (8-under)	Jim Furyk, Travelers Championship
<b>2014-15</b>	27 (9-under)	Ryan Palmer, Humana Challenge
<b>2013-14</b>	27 (8-under)	Paul Casey, HP Byron Nelson Championship; Sergio Garcia, World Golf Championships-Bridgestone Invitational
<b>2013</b>	28 (8-under)	Jim Furyk, BMW Championship
	28 (7-under)	Charley Hoffman, Travelers Championship; Phil Mickelson, Deutsche Bank Championship
<b>2012</b>	28 (8-under)	Ken Duke, AT&T Pebble Beach National Pro-Am
	28 (7-under)	Toshinori Muto, Sony Open in Hawaii; Jason Day, Justin Timberlake Shriners Hospitals for Children Open
	28 (6-under)	Charlie Wi, AT&T Pebble Beach National Pro-Am
	27 (8-under)	Nick Watney, AT&T National; Nick Watney, Farmers Insurance Open; Scott Piercy, Reno-Tahoe Open
<b>2011</b>	28 (8-under)	Paul Goydos, John Deere Classic
<b>2010</b>	28 (7-under)	Ryan Palmer, The Barclays; Luke Donald, The Barclays; Nick Watney, TOUR Championship
	28 (6-under)	Brent Delahoussaye, RBC Canadian Open; Matt Kuchar, The Greenbrier Classic; D.A. Points, The Greenbrier Classic; Stuart Appleby, The Greenbrier Classic
<b>2009</b>	27 (9-under)	Chris Riley, Legends Reno-Tahoe Open
<b>2008</b>	28 (7-under)	Briny Baird, Wyndham Championship; Jim Furyk, BMW Championship; Steve Elkington, Valero Texas Open; Bob Sowards, Valero Texas Open
<b>2007</b>	27 (9-under)	Brandt Snedeker, Buick Invitational
<b>2006</b>	26 (8-under)	Corey Pavin, U.S. Bank Championship
<b>2005</b>	28 (7-under)	John Rollins, Deutsche Bank Championship
<b>2004</b>	27 (9-under)	Robert Gamez, Bob Hope Chrysler Classic
<b>2003</b>	28 (8-under)	Pat Perez, Bob Hope Chrysler Classic
	28 (7-under)	Craig Barlow, MCI Heritage; Chris DiMarco, Phoenix Open
<b>2002</b>	28 (8-under)	Brent Schwarzrock, AT&T Pebble Beach National Pro-Am
	28 (7-under)	Joel Edwards, FedEx St. Jude Classic; Charles Howell III, Nissan Open; J.P. Hayes, Greater Milwaukee Open
<b>2001</b>	27 (9-under)	Billy Mayfair, Buick Open
<b>2000</b>	29 (8-under)	Jerry Kelly, B.C. Open
	29 (7-under)	Paul Goydos, Bob Hope Chrysler Classic; Barry Cheesman, Bob Hope Chrysler Classic; Paul Azinger, AT&T Pebble Beach National Pro-Am; Edward Fryatt, Doral-Ryder Open; Harrison Frazer, Compaq Classic of New Orleans; David Howser, FedEx St. Jude Classic; Tom Scherrer, Michelob Championship at Kingsmill; Chris DiMarco, Invenys Classic at Las Vegas; Paul Stankowski, Invenys Classic at Las Vegas; Brian Watts, Southern Farm Bureau Classic
	29 (6-under)	Chris Perry, MCI Classic; Carl Paulson, MasterCard Colonial; Jay Williamson, Kemper Insurance Open; Greg Kraft, Buick Classic; Brian Henninger, Canon Greater Hartford Open; Tim Herron, Air Canada Championship; Steve Gotsche, Bell Canadian Open; Tom Lehman, SEI Pennsylvania Classic; Rocco Mediate, SEI Pennsylvania Classic; Paul Goydos, Westin Texas Open; Harrison Frazer, Westin Texas Open
<b>1999</b>	28 (8-under)	David Duval, Bob Hope Chrysler Classic
	28 (6-under)	Paul Goydos, GTE Byron Nelson Classic
<b>1998</b>	28 (8-under)	David Duval, Tucson Chrysler Classic
	28 (7-under)	Loren Roberts, Greater Milwaukee Open; Vijay Singh, Canon Greater Hartford Open
<b>1997</b>	28 (8-under)	David Duval, AT&T Pebble Beach National Pro-Am
<b>1996</b>	28 (8-under)	Jeff Julian, Buick Invitational
	28 (6-under)	Nolan Henke, Walt Disney World/Oldsmobile Golf Classic; Gil Morgan, GTE Byron Nelson Classic
<b>1995</b>	28 (7-under)	Brad Faxon, PGA Championship
<b>1994</b>	29 (7-under)	Davis Love III, United Airlines Hawaiian Open
	29 (6-under)	Lennie Clements, Bob Hope Chrysler Classic; Ronnie Black, Buick Invitational; Larry Nelson, Doral-Ryder Open; Dennis Paulson, Freepoint-McMoRan Classic; Brian Henninger, New England Classic
	29 (5-under)	Steve Lamontagne, The Honda Classic; Guy Boros, Southwestern Bell Colonial; Glen Day, B.C. Open
<b>1993</b>	28 (7-under)	Keith Clearwater, Southwestern Bell Colonial; Wayne Levi, Southwestern Bell Colonial
<b>1992</b>	29 (7-under)	Gil Morgan, Bob Hope Chrysler Classic; Neal Lancaster, Bob Hope Chrysler Classic; Greg Norman, Buick Open; Mark Calcavecchia, Masters Tournament; Jim McGovern, Federal Express St. Jude Classic; John Cook, Las Vegas Invitational
	29 (6-under)	Dillard Pruitt, Phoenix Open; Robin Freeman, GTE Byron Nelson Golf Classic; David Frost, Hardee's Classic; Donnie Hammond, H-E-B Texas Open; David Edwards, H-E-B Texas Open
<b>1991</b>	28 (7-under)	Andrew Magee, Nissan Los Angeles Open
	28 (6-under)	Emlyn Aubrey, Chattanooga Classic

Season	Score / Stat	Details
<b>1990</b>	28 (7-under)	Kenny Knox, Chattanooga Classic
<b>1989</b>	28 (8-under)	Steve Pate, Bob Hope Chrysler Classic; Webb Heintzelman, Las Vegas Invitational
<b>1988</b>	28 (7-under)	Mike Sullivan, Texas Open
<b>1987</b>	29 (7-under)	Dewey Amette, Buick Open; Trevor Dodds, Buick Open
	29 (6-under)	Payne Stewart, Phoenix Open; David Frost, Shearson Lehman Brothers/Andy Williams San Diego Open; Wayne Levi, Canon Sammy Davis, Jr.-Greater Hartford Open; Curtis Strange, Anheuser-Busch Classic; Dave Rummells, Hardee's Classic; Dave Stockton, Hardee's Classic; Robert Thompson, Provident Classic
<b>1986</b>	29 (7-under)	Hubert Green, Doral-Eastern Open; Mike Sullivan, Houston Open; Charles Bolling, Panasonic Las Vegas Invitational
	29 (6-under)	Willie Wood, Manufacturers Hanover Westchester Classic; Mike Smith, Hardee's Classic; Mike Donald, Southern Open
<b>1985</b>	29 (7-under)	Jim Thorpe, Greater Milwaukee Open
	29 (6-under)	John Mahaffey, Bob Hope Desert Classic; Larry Mize, Glen Campbell Los Angeles Open; Tom Watson, Colonial National Invitation; Roger Maltbie, Manufacturers Hanover Westchester Classic; Brad Fabel, Lite Quad Cities Open; Mike Gove, Texas Open; Ken Brown, Pensacola Open
<b>1984</b>	29 (6-under)	George Burns, Colonial National Invitation; Mike McCullough, Canadian Open; Mark O'Meara, Sammy Davis, Jr.-Greater Hartford Open
<b>1983</b>	28 (7-under)	Jeff Sluman, Miller High-Life Quad Cities Open
	28 (6-under)	Mark O'Meara, B.C. Open
<b>1982</b>	29 (7-under)	George Burns, Sammy Davis, Jr.-Greater Hartford Open
	29 (6-under)	Scott Hoch, Michelob Houston Open; Gary Koch, Miller High-Life Quad Cities Open; Bob Eastwood, Miller High-Life Quad Cities Open; Allen Miller, Miller High-Life Quad Cities Open; Fred Couples, PGA Championship; Isao Aoki, Sammy Davis, Jr.-Greater Hartford Open
<b>1981</b>	29 (6-under)	Mike Holland, Anheuser-Busch Golf Classic; Fuzzy Zoeller, Sammy Davis, Jr.-Greater Hartford Open; Bob Gilder, Southern Open
<b>1980</b>	29 (7-under)	Bob Murphy, Tallahassee Open; Curtis Strange, Michelob Houston Open
	29 (6-under)	John Fought, Buick Goodwrench Open; Gary Koch, Byron Nelson Golf Classic
<b>1979</b>	29 (7-under)	Kermit Zarley, Doral-Eastern Open; Andy Bean, Atlanta Classic
	29 (6-under)	Pat McGowan, Phoenix Open; Brad Bryant, Ed McMahon-Jaycees Quad City Open; Allen Miller, Sammy Davis, Jr.-Greater Hartford Open
<b>1978</b>	29 (7-under)	Gary Koch, Houston Open
	29 (6-under)	Rod Funseth, Sammy Davis, Jr.-Greater Hartford Open; Ron Streck, San Antonio Texas Open
	29 (5-under)	Rod Curl, B.C. Open
<b>1977</b>	29 (7-under)	Graham Marsh, Tournament of Champions; Bobby Wadkins, Memorial Tournament; Al Geiberger, Danny Thomas Memphis Classic; Lanny Wadkins, Greater Milwaukee Open; Rik Massengale, Pleasant Valley Classic; Florentino Molina, Sammy Davis, Jr.-Greater Hartford Open; Leonard Thompson, Hall of Fame Tournament
	29 (6-under)	Fred Marti, Pleasant Valley Classic; Rod Curl, IVB-Philadelphia Golf Classic; Bruce Lietzke, Sammy Davis, Jr.-Greater Hartford Open; Tom Weiskopf, World Series of Golf
<b>1976</b>	28 (8-under)	Jim Colbert, Bob Hope Desert Classic; Fuzzy Zoeller, Ed McMahon-Jaycees Quad City Open
<b>1975</b>	27 (7-under)	Andy North, B.C. Open
<b>1974</b>	29 (7-under)	Tom Kite, Doral-Eastern; Dan Sikes, New Orleans Invitational
	29 (6-under)	Tom Watson, Sammy Davis, Jr.-Greater Hartford Open; Raymond Floyd, American Classic
<b>1973</b>	28 (7-under)	Bert Yancey, American Classic
<b>1972</b>	29 (7-under)	Babe Hickey, Inverrary; Bert Yancey, Walt Disney World Open Invitational
	29 (6-under)	Dwight Nevil, Southern Open; Cesar Sanudo, Sahara Invitational
<b>1971</b>	28 (7-under)	Jim Jamieson, Robinson Open Golf Classic
<b>1970</b>	29 (6-under)	Dave Hill, Cleveland Open; George Knudson, Robinson Open Golf Classic; Wilf Homenuik, Azalea Open
	29 (5-under)	Lou Graham, Danny Thomas Memphis Classic

## Low 18

Season	Score / Stat	Details
<b>2018-19</b>	60 (12-under)	Phil Mickelson, Desert Classic
	60 (10-under)	Brandt Snedeker, RBC Canadian Open
<b>2017-18</b>	59 (11-under)	Brandt Snedeker, Wyndham Championship
<b>2016-17</b>	59 (13-under)	Adam Hadwin, CareerBuilder Challenge
	59 (11-under)	Justin Thomas, Sony Open in Hawaii
<b>2015-16</b>	58 (12-under)	Jim Furyk, Travelers Championship
<b>2014-15</b>	61 (11-under)	Ryan Palmer, Humana Challenge; Rory McIlroy, Wells Fargo Championship
	61 (10-under)	Troy Merritt, RBC Heritage; Jordan Spieth, John Deere Classic; Troy Merritt, Quicken Loans National; Jason Day, BMW Championship
	61 (9-under)	Justin Thomas, Sony Open in Hawaii; Jason Bohn, The Greenbrier Classic; Brandt Snedeker, Wyndham Championship
<b>2013-14</b>	60 (11-under)	J.J. Henry, Shriners Hospitals for Children Open
<b>2013</b>	59 (12-under)	Jim Furyk, BMW Championship
<b>2012</b>	60 (10-under)	Tommy Gainey, The McGladrey Classic
<b>2011</b>	60 (10-under)	Patrick Cantlay (amateur), Travelers Championship
<b>2010</b>	59 (12-under)	Paul Goydos, John Deere Classic
	59 (11-under)	Stuart Appleby, The Greenbrier Classic
<b>2009</b>	60 (10-under)	Zach Johnson, Valero Texas Open
<b>2008</b>	61 (10-under)	Mike Weir, Deutsche Bank Championship
	61 (9-under)	Roland Thatcher, Mayakoba Golf Classic; Carl Pettersson, Wyndham Championship; Steve Elkington, Valero Texas Open; Charlie Wi, Valero Texas Open; Kevin Stadler, Frys.com Open
<b>2007</b>	60 (10-under)	Zach Johnson, TOUR Championship
<b>2006</b>	60 (12-under)	Pat Perez, Bob Hope Chrysler Classic; Justin Rose, FUNAI Classic at Walt Disney World Resort
	60 (10-under)	Arron Oberholser, EDS Byron Nelson Championship
<b>2005</b>	60 (11-under)	Phil Mickelson, FBR Open
<b>2004</b>	60 (12-under)	Robert Gamez, Bob Hope Chrysler Classic
	60 (10-under)	Bart Bryant, Valero Texas Open
<b>2003</b>	61 (11-under)	Pat Perez, Bob Hope Chrysler Classic; Jay Haas, Bob Hope Chrysler Classic; Tim Herron, Bob Hope Chrysler Classic
	61 (10-under)	Chad Campbell, TOUR Championship
	61 (9-under)	Kenny Perry, Bank of America Colonial; Justin Leonard, Bank of America Colonial; Heath Slocum, Valero Texas Open; Bob Tway, Valero Texas Open
<b>2002</b>	61 (10-under)	J.P. Hayes, John Deere Classic; John Huston, Buick Challenge
	61 (9-under)	Garrett Willis, Valero Texas Open
<b>2001</b>	60 (11-under)	Mark Calcavecchia, Phoenix Open
<b>2000</b>	61 (11-under)	Brent Geiberger, Bob Hope Chrysler Classic; Stephen Ames, Doral-Ryder Open
	61 (9-under)	Kirk Triplett, Canon Greater Hartford Open; Tiger Woods, World Golf Championships? NEC Invitational
<b>1999</b>	59 (13-under)	David Duval, Bob Hope Chrysler Classic
<b>1998</b>	62 (10-under)	Bruce Lietzke, Bob Hope Chrysler Classic; Davis Love III, Buick Invitational; David Duval, Tucson Chrysler Classic
	62 (9-under)	Loren Roberts, Greater Milwaukee Open; Nolan Henke, Greater Milwaukee Open
	62 (8-under)	Scott Gump, Canon Greater Hartford Open; Vijay Singh, Canon Greater Hartford Open; John Cook, NEC World Series of Golf
<b>1997</b>	60 (12-under)	Steve Lowery, Buick Challenge
<b>1996</b>	60 (11-under)	Grant Waite, Phoenix Open
<b>1995</b>	61 (10-under)	Hal Sutton, B.C. Open
	61 (9-under)	Ernie Els, GTE Byron Nelson Classic

Season	Score / Stat	Details
<b>1994</b>	60 (12-under)	Davis Love III, United Airlines Hawaiian Open
<b>1993</b>	61 (10-under)	Jay Delsing, Federal Express St. Jude Classic
	61 (9-under)	Billy Mayfair, GTE Byron Nelson Golf Classic; Keith Clearwater, Southwestern Bell Colonial; Lee Janzen, Southwestern Bell Colonial
<b>1992</b>	62 (10-under)	Davis Love III, Kmart Greater Greensboro Open
	62 (8-under)	Fred Funk, Shell Houston Open; John Cook, Las Vegas Invitational; Lee Janzen, Walt Disney World/Oldsmobile Classic; John Huston, Walt Disney World/Oldsmobile Classic; David Frost, Hardee's Golf Classic; Nick Price, H.E.B. Texas Open
<b>1991</b>	59 (13-under)	Chip Beck, Las Vegas Invitational
<b>1990</b>	60 (12-under)	David Frost, Northern Telecom Tucson Open
<b>1989</b>	61 (11-under)	Jim Carter, Centel Western Open; Bob Tway, Walt Disney World/Oldsmobile Classic
<b>1988</b>	61 (11-under)	Ken Green, Greater Milwaukee Open; Mark Wiebe, Northern Telecom Tucson Open
	61 (9-under)	Dave Barr, Southern Open
<b>1987</b>	61 (11-under)	David Edwards, Bob Hope Chrysler Classic
	61 (9-under)	Mike Smith, Hardee's Golf Classic
<b>1986</b>	61 (10-under)	Don Pooley, Phoenix Open Invitational
	61 (9-under)	Rod Curl, Southern Open
<b>1985</b>	62 (10-under)	Jim Thorpe, Greater Milwaukee Open
	62 (9-under)	Larry Mize, Glen Campbell Los Angeles Open; Jay Delsing, B.C. Open
	62 (8-under)	Bill Glasson, Las Vegas Invitational; Ron Streck, Lite Quad Cities Open
<b>1984</b>	61 (11-under)	Mark Lye, Walt Disney World Golf Classic
<b>1983</b>	61 (10-under)	George Archer, Glen Campbell Los Angeles Open
<b>1982</b>	61 (10-under)	Dana Quigley, Sammy Davis, Jr.-Greater Hartford Open
	61 (9-under)	Hale Irwin, Southern Open
<b>1981</b>	62 (10-under)	Nick Faldo, United Airlines Hawaiian Open; Hale Irwin, United Airlines Hawaiian Open
	62 (9-under)	Andy Bean, Bay Hill Classic; Ron Streck, Michelob-Houston Open; Leonard Thompson, Canadian Open; Mark O'Meara, Sammy Davis, Jr.-Greater Hartford Open
<b>1980</b>	62 (9-under)	Jim Simons, Sammy Davis, Jr.-Greater Hartford Open
	62 (8-under)	George Burns, San Antonio Texas Open
<b>1979</b>	61 (11-under)	Jerry McGee, Kemper Open; Andy Bean, Atlanta Classic
	61 (10-under)	Ben Crenshaw, Phoenix Open Invitational
<b>1978</b>	62 (10-under)	Dave Eichelberger, Atlanta Classic
	62 (9-under)	Joe Inman, Sammy Davis Jr.-Greater Hartford Open
	62 (8-under)	Hubert Green, San Antonio Texas Open; Ron Streck, San Antonio Texas Open
<b>1977</b>	59 (13-under)	Al Geiberger, Danny Thomas Memphis Classic
<b>1976</b>	62 (10-under)	Gary Player, Florida Citrus Open
<b>1975</b>	61 (11-under)	Johnny Miller, Dean Martin Tucson Open
	61 (10-under)	Johnny Miller, Phoenix Open Invitational
<b>1974</b>	61 (11-under)	Bert Yancey, Bob Hope Desert Classic
	62 (9-under)	Jack Nicklaus, Ohio Kings Island; Gibby Gilbert, World Open Golf Champions; Tom Watson, World Open Golf Championship
	62 (8-under)	J.C. Sneed, Phoenix Open Invitational
<b>1972</b>	61 (10-under)	Homero Blancas, Phoenix Open Invitational
<b>1971</b>	62 (9-under)	Billy Casper, Phoenix Open Invitational; Charles Coody, Cleveland Open
	62 (8-under)	Larry Ziegler, Danny Thomas Memphis Classic; Dave Eichelberger, Danny Thomas Memphis Classic; Bobby Mitchell, Southern Open
<b>1970</b>	61 (10-under)	Johnny Miller, Phoenix Open Invitational

## Low First 18

Season	Score / Stat	Details
<b>2018-19</b>	60 (12-under)	Phil Mickelson, Desert Classic
<b>2017-18</b>	59 (11-under)	Brandt Snedeker, Wyndham Championship
<b>2016-17</b>	59 (11-under)	Justin Thomas, Sony Open in Hawaii
<b>2015-16</b>	62 (10-under)	Scott Piercy, CIMB Classic; Roberto Castro, Sanderson Farms Championship
	62 (10-under)	Scott Piercy, CIMB Classic; Roberto Castro, Sanderson Farms Championship
<b>2014-15</b>	61 (10-under)	Jason Day, BMW Championship
<b>2013-14</b>	60 (11-under)	J.J. Henry, Shriners Hospitals for Children Open
<b>2013</b>	60 (11-under)	Phil Mickelson, Waste Management Phoenix Open
	60 (10-under)	Keegan Bradley, HP Byron Nelson Championship
<b>2012</b>	61 (10-under)	Padraig Harrington, Transitions Championship; Troy Matteson, John Deere Classic; Ryan Moore, Justin Timberlake Shriners Hospitals for Children Open
	61 (9-under)	Charlie Wi, AT&T Pebble Beach National Pro-Am
<b>2011</b>	62 (8-under)	David Toms, Crowne Plaza Invitational at Colonial
	62 (8-under)	Chez Reavie, Crowne Plaza Invitational at Colonial
	62 (8-under)	Adam Scott, World Golf Championships-Bridgestone Invitational
<b>2010</b>	59 (12-under)	Paul Goydos, John Deere Classic
<b>2009</b>	61 (11-under)	Pat Perez, Bob Hope Classic
	61 (9-under)	Kenny Perry, Travelers Championship
<b>2008</b>	61 (10-under)	Mike Weir, Deutsche Bank Championship
<b>2007</b>	61 (11-under)	Brandt Snedeker, Buick Invitational
	61 (9-under)	Jesper Parnevik, Valero Texas Open
<b>2006</b>	60 (12-under)	Pat Perez, Bob Hope Chrysler Classic; Justin Rose, FUNAI Classic at Walt Disney World Resort
<b>2005</b>	62 (10-under)	Phil Mickelson, AT&T Pebble Beach National Pro-Am; Tom Lehman, Buick Invitational; Charles Warren, Chrysler Classic of Greensboro; Briny Baird, Michelin Championship at Las Vegas; Ryan Palmer, Michelin Championship at Las Vegas; Peter Lonard, MCI Heritage; Patrick Sheehan, Bank of America Colonial
	62 (9-under)	Justin Leonard, FedEx St. Jude Classic; Ben Crane, U.S. Bank Championship
	62 (8-under)	Robert Gamez, Valero Texas Open; Bart Bryant, TOUR Championship
<b>2004</b>	61 (10-under)	Charles Howell III, Booz Allen Classic
	61 (9-under)	Ted Purdy, Valero Texas Open
<b>2003</b>	61 (9-under)	Heath Slocum, Valero Texas Open; Bob Tway, Valero Texas Open
<b>2002</b>	62 (9-under)	Davis Love III, WORLDCOM CLASSIC; Steve Jones, Invensys Classic at Las Vegas
<b>2001</b>	61 (10-under)	Bob Estes, FedEx St. Jude Classic
<b>2000</b>	63 (9-under)	David Toms, Bob Hope Chrysler Classic; Nick Price, Advil Western Open; Woody Austin, Buick Open; Jeff Maggert, Buick Challenge; Bruce Lietzke, Invensys Classic at Las Vegas; Steve Flesch, National Car Rental Golf Classic; Tiger Woods, National Car Rental Golf Classic; Nick Price, World Golf Championships-American Express Championship
	63 (8-under)	Tom Lehman, Phoenix Open; Phil Mickelson, Phoenix Open
	63 (7-under)	Paul Azinger, Sony Open in Hawaii
<b>1999</b>	61 (11-under)	Craig Barlow, Las Vegas Invitational
	61 (9-under)	Tiger Woods, GTE Byron Nelson Classic
<b>1998</b>	62 (10-under)	Davis Love III, Buick Invitational
	62 (9-under)	Loren Roberts, Greater Milwaukee Open
<b>1997</b>	62 (10-under)	Steve Jones, Phoenix Open; Brian Claar, United Airlines Hawaiian Open; Mike Reid, United Airlines Hawaiian Open; Sonny Skinner, Buick Open
	62 (10-under)	Tim Herron, Honda Classic
	62 (9-under)	Nolan Henke, Greater Milwaukee Open
<b>1995</b>	62 (10-under)	Carl Paulson, Walt Disney World/Oldsmobile Golf Classic
	62 (9-under)	Glen Day, FedEx St. Jude Classic; Mike Standly, FedEx St. Jude Classic

Season	Score / Stat	Details
<b>1994</b>	61 (10-under)	Bob Lohr, Anheuser-Busch Golf Classic
<b>1993</b>	62 (9-under)	Mike Smith, H-E-B Texas Open
<b>1992</b>	62 (10-under)	Lee Janzen, Walt Disney World/Oldsmobile Classic
	62 (8-under)	David Frost, Hardee's Golf Classic
<b>1991</b>	61 (11-under)	Robert Gamez, Greater Milwaukee Open
	61 (9-under)	Marco Dawson, Chattanooga Classic
<b>1990</b>	61 (9-under)	Jose Maria Olazabal, World Series
<b>1989</b>	61 (11-under)	Bob Tway, Walt Disney Walt Disney World/Oldsmobile Classic
<b>1988</b>	62 (10-under)	Bob Lohr, Walt Disney Walt Disney World/Oldsmobile Classic
<b>1987</b>	61 (11-under)	David Edwards, Bob Hope Chrysler Classic
<b>1986</b>	62 (8-under)	Ernie Gonzalez, Deposit Guaranty Golf Classic
<b>1985</b>	62 (8-under)	Bill Glasson, Panasonic Las Vegas Invitational
<b>1984</b>	62 (9-under)	Lon Hinkle, Panasonic Las Vegas Invitational
<b>1983</b>	62 (8-under)	Craig Stadler, Texas Open
	63 (9-under)	Craig Stadler, Bob Hope Desert Classic; Fuzzy Zoeller, Panasonic Las Vegas Pro Celebrity Open
	63 (8-under)	Mark O'Meara, B.C. Open; Mark Lye, Pensacola Open
	63 (7-under)	Tom Byrum, Miller High-Life Quad Cities Open
<b>1982</b>	62 (10-under)	Larry Rinker, Tallahassee Open
<b>1981</b>	63 (8-under)	Lon Nielsen, Sammy Davis Jr.-Greater Hartford Open
	63 (7-under)	Dan Hallderson, Joe Garagiola Tucson Open; Craig Stadler, Texas Open
<b>1980</b>	62 (9-under)	Jim Simons, Sammy Davis Jr.-Greater Hartford Open
<b>1979</b>	61 (11-under)	Jerry McGee, Greater Greensboro Open
<b>1978</b>	62 (10-under)	Dave Eichelberger, Atlanta Classic
	62 (8-under)	Hubert Green, San Antonio Texas Open
<b>1977</b>	63 (8-under)	J.C. Snead, Colgate Hall of Fame Golf Classic
	63 (7-under)	Charles Coody, San Antonio Texas Open
<b>1976</b>	63 (9-under)	Johnny Miller, Kaiser International Open Invitational
	63 (8-under)	Fuzzy Zoeller, Ed McMahon-Jaycees Quad Cities Open; David Graham, American Express Westchester Classic; Carlton White, American Express Westchester Classic; Buddy Allin, B.C. Open
<b>1975</b>	63 (8-under)	Andy North, B.C. Open; Miller Barber, Sahara Invitational
<b>1974</b>	62 (10-under)	Johnny Miller, Dean Martin Tucson Open
<b>1973</b>	62 (9-under)	Gibby Gilbert, World Open Golf Championship
	62 (8-under)	J.C. Snead, Phoenix Open Invitational
<b>1972</b>	63 (8-under)	Bert Yancey, Greater Hartford Open Invitational
<b>1971</b>	63 (9-under)	Joel Goldstrand, Greater Hartford Open
<b>1970</b>	63 (7-under)	Dave Hill, Danny Thomas Memphis Classic

## Low First 36

Season	Score / Stat	Details
<b>2018-19</b>	126 (16-under)	Sung Kang, AT&T Byron Nelson
	126 (14-under)	Matt Kuchar, Sony Open in Hawaii
<b>2017-18</b>	126 (14-under)	Brandt Snedeker, Wyndham Championship
	127 (15-under)	Marc Leishman, AT&T Byron Nelson; Michael Kim, John Deere Classic
	127 (13-under)	Brian Harman, Sony Open in Hawaii; Kelly Kraft, A Military Tribute at The Greenbrier; Xander Schauffele, BMW Championship
<b>2016-17</b>	123 (17-under)	Justin Thomas, Sony Open in Hawaii
<b>2015-16</b>	125 (17-under)	Jhonattan Vegas, Barbasol Championship
<b>2014-15</b>	124 (18-under)	Jason Day, BMW Championship
<b>2013-14</b>	126 (18-under)	Patrick Reed, Humana Challenge
<b>2013</b>	125 (17-under)	Phil Mickelson, Waste Management Phoenix Open
	126 (14-under)	Russell Henley, Sony Open in Hawaii
<b>2012</b>	128 (16-under)	Ben Crane, Humana Challenge; David Toms, Humana Challenge; Mark Wilson, Humana Challenge
	128 (14-under)	Spencer Levin, Waste Management Phoenix Open; John Mallinger, Frys.com Open; Brendon de Jonge, Justin Timberlake Shriners Hospitals for Children Open; Jonas Blixt, Justin Timberlake Shriners Hospitals for Children Open
	128 (12-under)	Jimmy Walker, Wyndham Championship
<b>2011</b>	124 (16-under)	David Toms, Crowne Plaza Invitational at Colonial
<b>2010</b>	126 (16-under)	Steve Stricker, John Deere Classic
	126 (14-under)	Justin Rose, Travelers Championship; Jeff Overton, The Greenbrier Classic
<b>2009</b>	124 (20-under)	Pat Perez, The 50th Bob Hope Classic
<b>2008</b>	125 (15-under)	Carl Pettersson, Wyndham Championship
<b>2007</b>	126 (14-under)	Jesper Parnevik, Valero Texas Open
<b>2006</b>	125 (15-under)	Corey Pavin, U.S. Bank Championship
<b>2005</b>	127 (17-under)	Carl Pettersson, FUNAI Classic at Walt Disney World Resort; Joe Ogilvie, Bob Hope Chrysler Classic
	127 (13-under)	Ben Crane, U.S. Bank Championship; Justin Leonard, FedEx St. Jude Classic
<b>2004</b>	128 (14-under)	Adam Scott, Booz Allen Classic
<b>2003</b>	126 (17-under)	Steve Flesch, Las Vegas Invitational; Scott Verplank, Las Vegas Invitational
	126 (14-under)	Tommy Armour III, Valero Texas Open
<b>2002</b>	127 (17-under)	Chris DiMarco, Walt Disney World Resort Golf Classic
<b>2001</b>	125 (17-under)	Mark Calcavecchia, Phoenix Open
	125 (19-under)	Tom Lehman, Invensys Classic at Las Vegas
<b>2000</b>	125 (15-under)	Tiger Woods, World Golf Championships?NEC Invitational
<b>1999</b>	126 (16-under)	David Frost, FedEx St. Jude Classic
<b>1998</b>	128 (16-under)	John Huston, United Airlines Hawaiian Open; David Duval, Tucson Chrysler Classic
<b>1997</b>	126 (16-under)	Steve Jones, Phoenix Open
<b>1996</b>	126 (16-under)	John Cook, FedEx St. Jude Classic
	126 (17-under)	Rick Fehr, Las Vegas Invitational
<b>1995</b>	127 (15-under)	Jim Gallagher, Jr., FedEx St. Jude Classic

Season	Score / Stat	Details
<b>1994</b>	127 (15-under)	Bob Estes, Texas Open
<b>1993</b>	129 (15-under)	Blaine McCallister, Shell Houston Open
<b>1992</b>	129 (11-under)	Dan Forsman, GTE Byron Nelson Golf Classic; Fulton Allem, Southwestern Bell Colonial
	127 (17-under)	Robert Gamez, Greater Milwaukee Open
	127 (13-under)	Lennie Clements, Chattanooga Classic
<b>1990</b>	128 (16-under)	Tim Simpson, Walt Disney World/Oldsmobile Classic
	128 (12-under)	Jose Maria Olazabal, NEC World Series of Golf; Peter Persons, Chattanooga Classic; Steve Jones, H.E.B. Texas Open
<b>1989</b>	126 (14-under)	Paul Azinger, Texas Open
<b>1988</b>	127 (13-under)	Corey Pavin, Texas Open
<b>1987</b>	128 (16-under)	Robert Wrenn, Buick Open
	128 (14-under)	Joey Sindelar, B.C. Open
<b>1986</b>	128 (12-under)	Hal Sutton, Phoenix Open Invitational; Ernie Gonzalez, Pensacola Open
<b>1985</b>	128 (12-under)	Tim Simpson, Southern Open
<b>1984</b>	130 (14-under)	Chip Beck, Walt Disney World Golf Classic
	130 (11-under)	Lon Hinkle, Panasonic Las Vegas Invitational
	130 (10-under)	Jim Colbert, Texas Open
<b>1983</b>	128 (12-under)	Jim Colbert, Texas Open
<b>1982</b>	127 (15-under)	Tim Norris, Sammy Davis Jr.-Greater Hartford Open
	127 (13-under)	Bob Gilder, Manufacturers Hanover Westchester Classic
<b>1981</b>	129 (13-under)	Lonnie Nielsen, Sammy Davis Jr.-Greater Hartford Open
<b>1980</b>	129 (13-under)	Curtis Strange, Michelob Houston Open
	129 (11-under)	Scott Hoch, Quad Cities Open
<b>1979</b>	128 (14-under)	Ben Crenshaw, Phoenix Open Invitational
<b>1978</b>	128 (14-under)	Phil Hancock, Sammy Davis Jr.-Greater Hartford Open
	128 (12-under)	Ben Crenshaw, San Antonio Texas Open
<b>1977</b>	127 (15-under)	Hale Irwin, Hall of Fame Tournament
<b>1976</b>	130 (12-under)	Roger Maltbie, Phoenix Open Invitational; Buddy Allin, B.C. Open; Rik Massengale, Sammy Davis Jr.-Greater Hartford Open
	128 (14-under)	Johnny Miller, Phoenix Open Invitational
<b>1974</b>	130 (12-under)	Dave Stockton, Sammy Davis Jr.-Greater Hartford Open
<b>1973</b>	129 (11-under)	J.C. Sneed, Phoenix Open Invitational
<b>1972</b>	131 (13-under)	Dwight Nevil, Westchester Classic
	131 (9-under)	Deane Beman, Greater St. Louis Golf Classic
<b>1971</b>	129 (13-under)	Miller Barber, Phoenix Open Invitational; Paul Harney, Phoenix Open Invitational; Gene Littler, Phoenix Open Invitational
	130 (12-under)	Bobby Mitchell, Azalea Open

## Low First 54

Season	Score / Stat	Details
<b>2018-19</b>	192 (24-under)	Jim Herman, Barbasol Championship
	192 (18-under)	Matt Kuchar, Sony Open in Hawaii
<b>2017-18</b>	191 (22-under)	Michael Kim, John Deere Classic
<b>2016-17</b>	188 (22-under)	Justin Thomas, Sony Open in Hawaii
<b>2015-16</b>	192 (18-under)	Si Woo Kim, Wyndham Championship
<b>2014-15</b>	193 (20-under)	Jason Day, (61-63-69), BMW Championship
<b>2013-14</b>	189 (27-under)	Patrick Reed, Humana Challenge
<b>2013</b>	189 (24-under)	Phil Mickelson, Waste Management Phoenix Open
<b>2012</b>	194 (19-under)	Louis Oosthuizen, Deutsche Bank Championship; Ryan Moore, Justin Timberlake Shriners Hospitals for Children Open; Jonas Blixt, Justin Timberlake Shriners Hospitals for Children Open
	194 (16-under)	Robert Garrigus, RBC Canadian Open
<b>2011</b>	193 (20-under)	Steve Stricker, John Deere Classic
<b>2010</b>	188 (25-under)	Steve Stricker, John Deere Classic
<b>2009</b>	191 (25-under)	Pat Perez, The 50th Bob Hope Classic
<b>2008</b>	191 (19-under)	Carl Pettersson, Wyndham Championship
<b>2007</b>	191 (19-under)	Tiger Woods, TOUR Championship
<b>2006</b>	193 (17-under)	Corey Pavin, U.S. Bank Championship
<b>2005</b>	191 (19-under)	Ben Crane, U.S. Bank Championship
	192 (18-under)	Kenny Perry, Bank of America Colonial
<b>2004</b>	194 (16-under)	Bart Bryant, Valero Texas Open
<b>2003</b>	189 (21-under)	Tommy Armour III, Valero Texas Open
<b>2002</b>	193 (20-under)	Jeff Sluman, Greater Milwaukee Open
<b>2001</b>	189 (24-under)	Mark Calcavecchia, Phoenix Open
<b>2000</b>	192 (18-under)	Tiger Woods, World Golf Championships?NEC Invitational
<b>1999</b>	193 (17-under)	Brian Henninger, John Deere Classic
<b>1998</b>	194 (22-under)	John Huston, United Airlines Hawaiian Open
<b>1997</b>	191 (22-under)	Steve Jones, Phoenix Open
<b>1996</b>	189 (24-under)	John Cook, FedEx St. Jude Classic
<b>1995</b>	195 (18-under)	Jim Gallagher, Jr., FedEx St. Jude Classic; Fred Funk, Ideon Classic
	195 (15-under)	Ernie Els, GTE Byron Nelson Classic

Season	Score / Stat	Details
<b>1994</b>	195 (18-under)	Bob Estes, Texas Open
<b>1993</b>	195 (21-under)	Greg Norman, Doral-Ryder Open
	195 (15-under)	David Frost, Hardee's Golf Classic
<b>1992</b>	194 (16-under)	David Frost, Hardee's Golf Classic
<b>1991</b>	195 (18-under)	Hal Sutton, Kemper Open
	195 (15-under)	Lance Ten Broeck, Chattanooga Classic
<b>1990</b>	193 (23-under)	Tim Simpson, Walt Disney World/Oldsobile Classic
	193 (17-under)	Peter Persons, Chattanooga Classic
<b>1989</b>	194 (16-under)	John Daly, Chattanooga Classic; Donnie Hammond, Texas Open
<b>1988</b>	193 (17-under)	Blaine McCallister, Hardee's Golf Classic; Corey Pavin, Texas Open
<b>1987</b>	195 (21-under)	Robert Wrenn, Buick Classic
<b>1986</b>	196 (17-under)	Hal Sutton, Phoenix Open Invitational
	196 (14-under)	Ben Crenshaw, Vantage Championship
	197 (13-under)	Jodie Mudd, Texas Open; Tim Simpson, Southern Open
<b>1984</b>	196 (20-under)	Larry Nelson, Walt Disney World Golf Classic
<b>1983</b>	194 (16-under)	Jim Colbert, Texas Open
<b>1982</b>	192 (18-under)	Bob Gilder, Manufacturers Hanover Westchester Classic
<b>1981</b>	196 (20-under)	Bruce Lietzke, Bob Hope Desert Classic; Hale Irwin, Hawaiian Open
<b>1980</b>	195 (18-under)	Curtis Strange, Michelob Houston Open
	197 (16-under)	Wayne Levi, Houston Open
	197 (13-under)	Doug Tewell, San Antonio Texas Open
	198 (18-under)	Andy Bean, Houston Open
	198 (12-under)	Ben Crenshaw, San Antonio Texas Open
	196 (17-under)	Bill Kratzert, Sammy Davis Jr.-Greater Hartford Open; Hale Irwin, Hall of Fame Tournament
<b>1976</b>	200 (16-under)	J.C. Snead, Andy Williams-San Diego Open
	200 (13-under)	Roger Maltbie, Phoenix Open Invitational; Al Geiberger, Greater Greensboro Open; Rik Massengale, Sammy Davis Jr.-Greater Hartford Open
	200 (10-under)	J.C. Snead, Sammy Davis Jr.-Greater Hartford Open; Lee Trevino, Colonial National Invitational
<b>1975</b>	196 (17-under)	Johnny Miller, Phoenix Open Invitational
<b>1974</b>	198 (18-under)	Terry Diehl, San Antonio Texas Open
<b>1973</b>	198 (18-under)	Buddy Allin, Florida Citrus Open
<b>1972</b>	198 (12-under)	Deane Beman, Greater St. Louis Golf Classic
<b>1971</b>	194 (19-under)	Paul Harney, Phoenix Open Invitational
<b>1970</b>	198 (15-under)	Bob Murphy, Greater Hartford Open; Bobby Mitchell, Azalea Open
	198 (12-under)	Homero Blancas, Danny Thomas Memphis Classic

## Low First 72

Season	Score / Stat	Details
<b>2018-19</b>	258 (22-under)	Matt Kuchar, Sony Open in Hawaii; Rory McIlroy, RBC Canadian Open; J.T. Poston, Wyndham Championship
	257 (27-under)	Michael Kim, John Deere Classic
<b>2017-18</b>	253 (27-under)	Justin Thomas, Sony Open in Hawaii
<b>2016-17</b>	259 (21-under)	Si Woo Kim, Wyndham Championship
<b>2014-15</b>	257 (23-under)	Jimmy Walker, Sony Open in Hawaii
<b>2013-14</b>	260 (28-under)	Patrick Reed, Humana Challenge
	260 (24-under)	Webb Simpson, Shriners Hospitals for Children Open
<b>2013</b>	256 (28-under)	Phil Mickelson, Waste Management Phoenix Open
	256 (24-under)	Russell Henley, Sony Open in Hawaii
<b>2012</b>	260 (24-under)	Ryan Moore, Justin Timberlake Shriners Hospitals for Children Open
<b>2011</b>	260 (20-under)	Freddie Jacobson, Travelers Championship
<b>2010</b>	258 (26-under)	Steve Stricker, John Deere Classic
	258 (22-under)	Stuart Appleby, The Greenbrier Classic
<b>2009</b>	255 (33-under)	Steve Stricker, The 50th Bob Hope Classic; Pat Perez, The 50th Bob Hope Classic
	258 (22-under)	Kenny Perry, Travelers Championship
<b>2008</b>	259 (21-under)	Carl Pettersson, Wyndham Championship
<b>2007</b>	257 (23-under)	Tiger Woods, TOUR Championship
<b>2006</b>	260 (28-under)	Phil Mickelson, BellSouth Classic
	260 (20-under)	Corey Pavin, U.S. Bank Championship
<b>2005</b>	260 (20-under)	Ben Crane, U.S. Bank Championship
<b>2004</b>	261 (19-under)	Bart Bryant, Valero Texas Open
<b>2003</b>	254 (26-under)	Tommy Armour III, Valero Texas Open
<b>2002</b>	261 (27-under)	Jonathan Byrd, Greater Challenge
	261 (23-under)	Jeff Sluman, Greater Milwaukee Open
	261 (19-under)	Loren Roberts, Valero Texas Open
	254 (29-under)	Joe Durant, Bob Hope Chrysler Classic
<b>2000</b>	259 (21-under)	Tiger Woods, World Golf Championships?NEC Invitational
<b>1999</b>	261 (19-under)	J.L. Lewis, John Deere Classic; Mike Brisky, John Deere Classic
<b>1998</b>	260 (28-under)	John Huston, United Airlines Hawaiian Open
<b>1997</b>	258 (26-under)	Steve Jones, Phoenix Open
<b>1996</b>	258 (26-under)	John Cook, FedEx St. Jude Classic
<b>1995</b>	263 (17-under)	Ernie Els, GTE Byron Nelson Classic

Season	Score / Stat	Details
<b>1994</b>	264 (24-under)	Scott Hoch, Bob Hope Chrysler Classic; Greg Norman, THE PLAYERS Championship
<b>1993</b>	259 (21-under)	David Frost, Hardee's Golf Classic
<b>1992</b>	262 (26-under)	John Huston, Walt Disney World/Oldsobile Classic
<b>1991</b>	260 (20-under)	Dillard Pruitt, Chattanooga Classic
<b>1990</b>	260 (20-under)	Peter Persons, Chattanooga Classic
<b>1989</b>	258 (22-under)	Donnie Hammond, Texas Open
<b>1988</b>	259 (21-under)	Corey Pavin, Texas Open
<b>1987</b>	262 (26-under)	Robert Wrenn, Buick Classic
<b>1986</b>	267 (21-under)	Calvin Peete, MONY Tournament of Champions
	267 (17-under)	Hal Sutton, Phoenix Open Invitational; Rick Fehr, B.C. Open
<b>1985</b>	264 (20-under)	Lanny Wadkins, Los Angeles Open
	264 (16-under)	Tim Simpson, Southern Open
<b>1984</b>	265 (15-under)	Hubert Green, Southern Open
<b>1983</b>	261 (19-under)	Jim Colbert, Texas Open
<b>1982</b>	259 (25-under)	Tim Norris, Sammy Davis Jr.-Greater Hartford Open
<b>1981</b>	264 (20-under)	Hubert Green, Sammy Davis Jr.-Greater Hartford Open
<b>1980</b>	265 (15-under)	Lee Trevino, San Antonio Texas Open
<b>1979</b>	265 (23-under)	Andy Bean, Atlanta Classic
<b>1978</b>	264 (24-under)	Rod Funseth, Sammy Davis Jr.-Greater Hartford Open
<b>1977</b>	264 (20-under)	Hale Irwin, Hall of Fame Tournament
<b>1976</b>	266 (18-under)	Rik Massengale, Sammy Davis Jr.-Greater Hartford Open
<b>1975</b>	260 (24-under)	Johnny Miller, Phoenix Open Invitational
<b>1974</b>	265 (23-under)	Lee Trevino, Greater New Orleans Open
<b>1973</b>	264 (20-under)	Billy Casper, Sammy Davis Jr.-Greater Hartford Open
<b>1972</b>	267 (21-under)	Jack Nicklaus, Walt Disney World Open Invitational Open
<b>1971</b>	261 (23-under)	Miller Barber, Phoenix Open Invitational
<b>1970</b>	267 (17-under)	Bob Murphy, Greater Hartford Open
	267 (13-under)	Dave Hill, Danny Thomas Memphis Classic

## Highest 72-Hole Winning Score

Season	Score / Stat	Details
<b>2018-19</b>	276 (8-under)	Paul Casey, Valspar Championship
	276 (12-under)	Francesco Molinari, Arnold Palmer Invitational presented by Mastercard
<b>2017-18</b>	281 (1-over)	Brooks Koepka, U.S. Open
<b>2016-17</b>	279 (9-under)	Sergio Garcia, Masters Tournament
<b>2015-16</b>	283 (5-under)	Danny Willett, Masters Tournament
<b>2014-15</b>	281 (7-under)	Alex Cejka, Puerto Rico Open
<b>2013-14</b>	284 (4-under)	Patrick Reed, World Golf Championships-Cadillac Championship
<b>2013</b>	281 (1-over)	Justin Rose, U.S. Open
	281 (3-under)	Phil Mickelson, The Open Championship
<b>2012</b>	281 (1-over)	Webb Simpson, U.S. Open
<b>2011</b>	280 (8-under)	Martin Laird, Arnold Palmer Invitational; Brendan Steele, Valero Texas Open
<b>2010</b>	284 (even)	Graeme McDowell, U.S. Open
<b>2009</b>	280 (8-under)	Y.E. Yang, PGA Championship
<b>2008</b>	283 (3-over)	Padraig Harrington, The Open Championship
	283 (1-under)	Tiger Woods, U.S. Open
	283 (5-under)	Sergio Garcia, THE PLAYERS Championship
<b>2007</b>	289 (1-over)	Zach Johnson, Masters Tournament
<b>2006</b>	285 (5-over)	Geoff Ogilvy, U.S. Open
<b>2005</b>	280 (even)	Michael Campbell, U.S. Open
<b>2004</b>	280 (8-under)	Vijay Singh, PGA Championship
<b>2003</b>	283 (1-under)	Ben Curtis, The Open Championship
<b>2002</b>	280 (8-under)	Craig Perks, THE PLAYERS Championship
<b>2001</b>	280 (8-under)	Scott McCarron, BellSouth Classic
<b>2000</b>	276 (8-under)	David Duval, Buick Classic; Dennis Paulson, Buick Classic
<b>1999</b>	290 (6-over)	Paul Lawrie, The Open Championship
<b>1998</b>	280 (even)	Lee Janzen, U.S. Open
<b>1997</b>	276 (4-under)	Ernie Els, U.S. Open
	276 (12-under)	Phil Blackmar, Shell Houston Open
<b>1996</b>	280 (8-under)	Paul Stankowski, BellSouth Classic
<b>1995</b>	280 (even)	Corey Pavin, U.S. Open; Billy Mayfair, TOUR Championship

## Largest Winning Margin

Season	Score / Stat	Details
<b>2018-19</b>	7 strokes	Rory McIlroy, RBC Canadian Open
<b>2017-18</b>	8 strokes	Dustin Johnson, Sentry Tournament of Champions; Francesco Molinari, Quicken Loans National; Michael Kim, John Deere Classic
	7 strokes	Hideki Matsuyama, World Golf Championships-HSBC Champions; Justin Thomas, Sony Open in Hawaii
<b>2015-16</b>	8 strokes	Jordan Spieth, Hyundai Tournament of Champions
<b>2014-15</b>	9 strokes	Jimmy Walker, Sony Open in Hawaii
<b>2013-14</b>	8 strokes	Martin Kaymer, U.S. Open
<b>2013</b>	7 strokes	Tiger Woods, World Golf Championships-Bridgestone Invitational
<b>2012</b>	8 strokes	Rory McIlroy, PGA Championship
<b>2011</b>	8 strokes	Rory McIlroy, U.S. Open
<b>2010</b>	7 strokes	Louis Oosthuizen, The Open Championship
<b>2009</b>	10 strokes	Brian Gay, Verizon Heritage
<b>2008</b>	8 strokes	Tiger Woods, Buick Invitational
<b>2007</b>	8 strokes	Tiger Woods, World Golf Championships-Bridgestone Invitational; Tiger Woods, TOUR Championship
<b>2006</b>	13 strokes	Phil Mickelson, BellSouth Classic
<b>2005</b>	7 strokes	Kenny Perry, Bank of America Colonial
<b>2004</b>	6 strokes	Chad Campbell, Bay Hill Invitational
<b>2003</b>	11 strokes	Tiger Woods, Bay Hill Invitational
<b>2002</b>	7 strokes	K.J. Choi, Tampa Bay Classic
<b>2001</b>	8 strokes	Mark Calcavecchia, Phoenix Open
<b>2000</b>	15 strokes	Tiger Woods, U.S. Open
<b>1999</b>	9 strokes	David Duval, Mercedes Championships
<b>1998</b>	7 strokes	John Huston, United Airlines Hawaiian Open; Davis Love III, MCI Classic
<b>1997</b>	12 strokes	Tiger Woods, Masters Tournament
<b>1996</b>	8 strokes	Ernie Els, Buick Classic; Steve Stricker, Motorola Western Open
<b>1995</b>	6 strokes	Duffy Waldorf, La Cantera Texas Open

Season	Score / Stat	Details
<b>1994</b>	281 (7-under)	Johnny Miller, AT&T Pebble Beach Pro-Am
<b>1993</b>	281 (7-under)	Mike Standly, Freeport-McMoRan Classic; Rocco Mediate, Kmart Greater Greensboro Open
<b>1992</b>	285 (3-under)	Tom Kite, U.S. Open
<b>1991</b>	282 (6-under)	Payne Stewart, U.S. Open
<b>1990</b>	282 (6-under)	John Huston, The Honda Classic; Steve Elkington, Kmart Greater Greensboro Open; Wayne Grady, PGA Championship
<b>1989</b>	283 (5-under)	Nick Faldo, Masters Tournament
<b>1988</b>	281 (7-under)	Sandy Lyle, Masters Tournament
<b>1987</b>	287 (1-under)	Larry Nelson, PGA Championship
<b>1986</b>	287 (1-under)	Kenny Knox, The Honda Classic
<b>1985</b>	285 (3-under)	Joey Sindelar, Greater Greensboro Open
<b>1984</b>	276 (4-under)	Fuzzy Zoeller, U.S. Open
<b>1983</b>	287 (1-under)	Fred Couples, Kemper Open
<b>1982</b>	278 (2-under)	Craig Stadler, World Series of Golf
<b>1981</b>	281 (1-over)	Bruce Lietzke, Byron Nelson Golf Classic
<b>1980</b>	280 (4-under)	Doug Tewell, Sea Pines Heritage Classic
<b>1979</b>	284 (even)	Hale Irwin, U.S. Open
<b>1978</b>	289 (1-over)	Jack Nicklaus, Tournament Players Championship
<b>1977</b>	289 (1-over)	Mark Hayes, Tournament Players Championship
<b>1976</b>	288 (4-over)	Al Geiberger, Western Open
	288 (even)	Roger Maltbie, Memorial Tournament
<b>1975</b>	287 (3-over)	Lou Graham, U.S. Open
<b>1974</b>	287 (7-over)	Hale Irwin, U.S. Open
	287 (3-over)	Tom Watson, Western Open
<b>1973</b>	283 (5-under)	Tommy Aaron, Masters Tournament; Dave Hill, Danny Thomas Memphis Classic
<b>1972</b>	290 (2-over)	Jack Nicklaus, U.S. Open
<b>1971</b>	283 (3-over)	Gene Littler, Colonial National Invitational
<b>1970</b>	282 (2-over)	Gibby Gilbert, Houston Champions International

Season	Score / Stat	Details
<b>1994</b>	6 strokes	Nick Price, PGA Championship
<b>1993</b>	8 strokes	Davis Love III, Las Vegas Invitational
<b>1992</b>	9 strokes	Fred Couples, Nestle Invitational
<b>1991</b>	4 strokes	Lanny Wadkins, United Hawaiian Open; Paul Azinger, AT&T Pebble Beach National Pro-Am
<b>1990</b>	12 strokes	Jose Maria Olazabal, World Series Of Golf
<b>1989</b>	7 strokes	Mark Calcavecchia, Phoenix Open Invitational; Donnie Hammond, Texas Open
<b>1988</b>	8 strokes	Corey Pavin, Texas Open
<b>1987</b>	7 strokes	Tom Kite, Kemper Open; Robert Wrenn, Buick Open; Ken Brown, Southern Open
<b>1986</b>	7 strokes	Doug Tewell, Glen Campbell Los Angeles Open; Greg Norman, Panasonic Las Vegas Invitational
<b>1985</b>	7 strokes	Lanny Wadkins, Glen Campbell Los Angeles Open
<b>1984</b>	6 strokes	George Archer, Bank of Boston Classic; Hubert Green, Southern Open
<b>1983</b>	5 strokes	Gary Koch, Doral-Eastern Open; Lanny Wadkins, Greater Greensboro Open; David Graham, Houston Coca-Cola Open; Jim Colbert, Texas Open
<b>1982</b>	7 strokes	Craig Stadler, Kemper Open; Calvin Peete, B.C. Open; Calvin Peete, Pensacola Open
<b>1981</b>	7 strokes	Andy Bean, Bay Hill Classic
<b>1980</b>	7 strokes	Larry Nelson, Atlanta Classic; Jack Nicklaus, PGA Championship
<b>1979</b>	8 strokes	Andy Bean, Atlanta Classic
<b>1978</b>	5 strokes	Andy Bean, Kemper Open; Tom Kite, B.C. Open
<b>1977</b>	7 strokes	Jerry Pate, Southern Open; Rik Massengale, Bob Hope Desert Classic
<b>1976</b>	8 strokes	Raymond Floyd, Masters Tournament
<b>1975</b>	14 strokes	Johnny Miller, Phoenix Open Invitational
<b>1974</b>	8 strokes	Lee Trevino, Greater New Orleans Open; Johnny Miller, Kaiser International
<b>1973</b>	8 strokes	Buddy Allin, Florida Citrus Open
<b>1972</b>	9 strokes	Jack Nicklaus, Walt Disney World Open Invitational
<b>1971</b>	8 strokes	Jack Nicklaus, Tournament of Champions
<b>1970</b>	7 strokes	Frank Beard, Tournament of Champions; Tony Jacklin, U.S. Open

## Best Birdie-Eagle Streak

Season	Score / Stat	Details
<b>2018-19</b>	7-under	Carlos Ortiz, (B-B-E-B-B/Nos. 4-9/second round/La Quinta CC) Desert Classic; Cameron Champ, (B-B-B-B-E/Nos. 2-7/second round/Detroit GC) Rocket Mortgage Classic; Tom Lovelady, (B-B-B-B-E/Nos. 10-15/second round/Keene Trace GC) Barbasol Championship
<b>2017-18</b>	7-under	Peter Uihlein, (B-B-B-B-E/Nos. 5-10/third round/Quail Hollow Club) Wells Fargo Championship; Jonathan Randolph, (B-B-E-B-B/Nos. 15-2/second round/Glen Abbey GC) RBC Canadian Open
<b>2016-17</b>	7-under	Adam Hadwin, (B-B-E-B-B/Nos. 13-18/second round/TPC Summerlin) Shriners Hospitals for Children Open
<b>2015-16</b>	8-under	Kevin Na, (B-B-B-E-B-B/Nos. 3-9/third round/PGA West Tournament Course) CareerBuilder Challenge; Jhonattan Vegas, (B-E-B-B-E/Nos. 12-17/second round/RTJ Trail Grand National) Barbasol Championship
<b>2014-15</b>	10-under	Ryan Palmer, (E-B-B-E-B-B/Nos. 12-1/second round/PGA West Nicklaus Course) Humana Challenge
<b>2013-14</b>	7-under	Phil Mickelson, (B-B-B-E-B/Nos. 3-8/third round/Quail Hollow Club) Wells Fargo Championship
<b>2013</b>	7-under	Brendan Steele (B-B-B-B-E/Nos. 13-18/third round/Montreux G&CC) Reno-Tahoe Open
<b>2012</b>	6-under	Ken Duke, (B-B-B-E) Nos. 12-16/first round/Pebble Beach GL) AT&T Pebble Beach National Pro-Am
<b>2011</b>	7-under	Derek Lamely, (B-B-B-E-B/Nos. 2-7/first round/La Quinta CC) Bob Hope Classic
<b>2010</b>	6-under	Lucas Glover, (E-B-B-B/Nos. 9-4/first round/Plantation Course at Kapalua) Hyundai Tournament of Champions; Davis Love III, (B-B-E-B-B/Nos. 2-6/first round/Bay Hill Club & Lodge) Arnold Palmer Invitational; Troy Merritt, (B-E-B-B-B/Nos. 7-2/fourth round/TPC Louisiana) Zurich Classic of New Orleans; Rickie Fowler, (B-B-B-E-B/Nos. 4-8/first round/Muirfield Village GC) the Memorial Tournament; Jason Dufner, (E-B-B-B/Nos. 5-9/first round/Sedgefield Country Club) Wyndham Championship; Chris Stroud, (B-B-B-E/Nos. 3-7/second round/Annandale GC) Viking Classic; Michael Letzig, (B-B-B-E/Nos. 12-16/first round/TPC Summerlin) Justin Timberlake Shriners Hospitals for Children Open
<b>2009</b>	6-under	David Berganio, Jr., (B-B-B-E/Nos. 12-16/first round/PGA West, Nicklaus) Bob Hope Classic; Lee Janzen, (B-E-B-B-B/Nos. 12-16/third round/PGA West, Nicklaus) Bob Hope Classic; Paul Claxton, (B-B-B-E/Nos. 6-10/second round/Quail Hollow Club) Quail Hollow Championship; Tag Ridings, (B-B-E-B-B/Nos. 11-15/third round/TPC River Highlands) Travelers Championship; Bubba Watson, (B-B-E-B-B/Nos. 12-16/second round/Glen Abbey GC) RBC Canadian Open; Tiger Woods, (B-E-B-B-B/Nos. 10-14/second round/Warwick Hills G&CC) Buick Open; Chris Riley, (B-E-B-B-B/Nos. 3-7/second round/Montreux G&CC) Legends Reno-Tahoe Open; John Rollins, (B-B-E-B-B/Nos. 7-11/second round/Montreux G&CC) Legends Reno-Tahoe Open; Marc Leishman, (B-B-E-B-B/Nos. 16-2/second round/TPC Boston) Deutsche Bank Championship; J.J. Henry, (E-B-B-E/Nos. 13-16/second round/TPC Summerlin) Justin Timberlake Shriners Hospitals for Children Open
<b>2008</b>	6-under	Woody Austin, (B-B-B-E/Nos. 12-16/second round/Warwick Hills G&CC) Buick Open; Steve Marino, (B-E-B-B-B/Nos. 12-16/second round/TPC Summerlin) Justin Timberlake Shriners Hospitals for Children Open; Davis Love III, (B-B-B-E-B/Nos. 13-17/third round/TPC Summerlin) Justin Timberlake Shriners Hospitals for Children Open
<b>2007</b>	8-under	Brandt Snedeker (B-B-B-E-B-B/Nos. 10-16/first round/Torrey Pines GC, North), Buick Invitational
<b>2006</b>	7-under	Adam Scott (E-B-B-E/Nos. 7-11/third round), Wachovia Championship
<b>2005</b>	6-under	Brett Wetterich (B-B-E-B-B/Nos. 13-17), Chrysler Classic of Tucson; Lee Janzen (B-E-B-B-B/Nos. 4-8), The Honda Classic; J.L. Lewis, (E-B-B-B-B/Nos. 6-10), Booz Allen Classic; Tiger Woods (E-E-B-B/Nos. 13-16), Buick Open; Bill Glasson (E-B-B-B-B/Nos. 10-14), Reno-Tahoe Open; Briny Baird (E-B-B-B-B/Nos. 12-16), Michelin Championship at Las Vegas; Chris Smith (B-B-B-E/Nos. 15-18, Nos. 1), FUNAI Classic at Walt Disney World Resort
<b>2004</b>	6-under	Robert Gamez (B-B-B-B-E/Nos. 18-5/third round), Indian Wells CC, Bob Hope Chrysler Classic; Billy Andrade (E-B-B-B-B-B/Nos. 6-11/fourth round), PGA West/Palmer, Bob Hope Chrysler Classic
<b>2003</b>	8-under	Briny Baird (B-B-B-B-B-B-E/Nos. 14-3/second round), FUNAI Classic at Walt Disney World Resort
<b>2002</b>	6-under	Peter Lonard (E-B-B-B-B-B/Nos. 15-2/second round), Compaq Classic of New Orleans

Season	Score / Stat	Details
<b>2001</b>	8-under	Billy Mayfair (B-E-B-B-B-B-B/Nos. 9-16/fourth round), Buick Open
<b>2000</b>	6-under	Blaine McCallister (B-B-B-B-E-B), Compaq Classic of New Orleans; Skip Kendall (E-B-B-B-B-B), Buick Open
<b>1999</b>	6-under	Barry Cheesman (B-E-B-B-B-B), GTE Byron Nelson Classic
<b>1998</b>	5-under	John Daly (B-B-B-E), Bob Hope Chrysler Classic; J.L. Lewis (B-B-E-B-B), Bob Hope Chrysler Classic; Donnie Hammond (B-B-B-B-E), Canon Greater Hartford Open; Vijay Singh (B-E-B-B-B), Canon Greater Hartford Open; Clarence Rose (E-B-B-B-B), B. C. Open
<b>1997</b>	6-under	Andrew Magee (B-B-B-B-E-B), Bob Hope Chrysler Classic; Tom Purtzer (B-B-B-E-B-B), Sprint International
<b>1996</b>	5-under	Grant Waite (E-B-E-B-B), Phoenix Open; Neal Lancaster (B-E-B-B-B), U.S. Open; Steve Stricker (B-E-B-B-B), Motorola Western Open
<b>1995</b>	5-under	Keith Fergus (B-B-B-B-E), United Airlines Hawaiian Open; Ben Crenshaw (B-E-B-B-B), Phoenix Open Invitational
<b>1994</b>	5-under	Ken Green (B-E-B-E-B), Phoenix Open Invitational
<b>1993</b>	5-under	Rick Fehr (B-E-B-B-B), Bob Hope Chrysler Classic
<b>1992</b>	5-under	Chris Tucker (B-E-B-B-B), Federal Express St. Jude Classic; Lee Janzen (E-B-B-B-B), Walt Disney World/Oldsmobile Classic
<b>1991</b>	6-under	Robert Gamez (B-B-B-E-B-B), Greater Milwaukee Open
<b>1990</b>	6-under	David Frost (B-B-B-B-B-E), Northern Telecom Tucson Open
<b>1989</b>	7-under	Webb Heintzelman (B-B-B-B-B-B), Las Vegas Invitational
<b>1986</b>	5-under	Raymond Floyd (E-B-B-B-B), Bob Hope Chrysler Classic; Denis Watson (E-B-B-B-B), Greater Hartford Open
<b>1983</b>	6-under	Craig Stadler (B-B-E-B-B-B), Buick Open
<b>1977</b>	7-under	Al Geiberger (B-B-B-B-B-B), Danny Thomas Memphis Classic
<b>1975</b>	5-under	Bobby Mitchell (B-B-B-B-E), Danny Thomas Memphis Classic

## Best Come-From-Behind Last Day to Win

Season	Score / Stat	Details
<b>2018-19</b>	5 strokes	Xander Schauffele, Sentry Tournament of Champions;; Francesco Molinari, Arnold Palmer Invitational presented by Mastercard
<b>2017-18</b>	8 strokes	Justin Rose, World Golf Championships-HSBC Champions
<b>2016-17</b>	4 strokes	Brendan Steele, Safeway Open; Justin Thomas, CIMB Classic;; Hideki Matsuyama, Watse Management Phoenix Open;; Russell Henley, Shell Houston Open; Wesley Bryan, RBC Heritage; Jason Dufner, the Memorial Tournament presented by Nationwide; Kyle Stanley, Quicken Loans National; Bryson DeChambeau, John Deere Classic
<b>2015-16</b>	7 strokes	Smylie Kaufman, Shriners Hospitals for Children Open
<b>2014-15</b>	6 strokes	J.B. Holmes, Shell Houston Open
<b>2013-14</b>	6 strokes	Matt Jones, Shell Houston Open
<b>2013</b>	6 strokes	Brian Gay, Humana Challenge; Jordan Spieth, John Deere Classic; Adam Scott, The Barclays
<b>2012</b>	8 strokes	Kyle Stanley, Waste Management Phoenix Open
<b>2011</b>	6 strokes	Brandt Snedeker, The Heritage
<b>2010</b>	7 strokes	Stuart Appleby, The Greenbrier Classic
<b>2009</b>	5 strokes	Nick Watney, Buick Invitational; Tiger Woods, Arnold Palmer Invitational
<b>2008</b>	5 strokes	Camilo Villegas, TOUR Championship
<b>2007</b>	6 strokes	Padraig Harrington, The Open Championship
<b>2006</b>	6 strokes	Kirk Triplett, Chrysler Classic of Tucson
<b>2005</b>	7 strokes	Padraig Harrington, The Honda Classic; Brad Faxon, Buick Championship
<b>2004</b>	9 strokes	Stewart Cink, MCI Heritage
<b>2003</b>	8 strokes	Craig Stadler, B.C. Open
<b>2002</b>	7 strokes	Len Mattiace, Fed Ex St. Jude Classic; Spike McRoy, B.C. Open; John Rollins, Bell Canadian Open
<b>2001</b>	7 strokes	Davis Love III, AT&T Pebble Beach National Pro-Am
<b>2000</b>	6 strokes	Phil Mickelson, MasterCard Colonial; Duffy Waldorf, National Car Rental Golf Classic
<b>1999</b>	10 strokes	Paul Lawrie, The Open Championship
<b>1998</b>	8 strokes	Scott Simpson, Buick Invitational
<b>1997</b>	5 strokes	Frank Nobile, Greater Greensboro Chrysler Classic; Justin Leonard, Kemper Open; Justin Leonard, The Open Championship
<b>1996</b>	6 strokes	Nick Faldo, Masters Tournament
<b>1995</b>	7 strokes	Jim Gallagher, Jr., Kmart Greater Greensboro Open; Payne Stewart, Shell Houston Open

Season	Score / Stat	Details
<b>1994</b>	7 strokes	Nick Price, Southwestern Bell Colonial
<b>1993</b>	5 strokes	Vijay Singh, Buick Classic
<b>1992</b>	5 strokes	Lanny Wadkins, Canon Greater Hartford Open; David Edwards, Memorial Tournament; Mark Carnevale, Chattanooga Classic
<b>1991</b>	7 strokes	Mark Brooks, Kmart Greater Greensboro Open; Fulton Allem, Independent Insurance Agent Open
<b>1990</b>	8 strokes	Chip Beck, Buick Open
<b>1989</b>	7 strokes	Mike Sullivan, Independent Insurance Agent Open
<b>1988</b>	7 strokes	Sandy Lyle, Phoenix Open Invitational
<b>1987</b>	6 strokes	Corey Pavin, Hawaiian Open; Larry Nelson, Walt Disney World/Oldsmobile Golf Classic
<b>1986</b>	7 strokes	Tom Kite, Western Open
<b>1985</b>	8 strokes	Hal Sutton, St. Jude Memphis Classic
<b>1984</b>	7 strokes	Ronnie Black, Anheuser-Busch Golf Classic
<b>1983</b>	8 strokes	Mark Lye, Bank of Boston Classic
<b>1982</b>	6 strokes	Tom Kite, Bay Hill Classic
<b>1981</b>	6 strokes	Raymond Floyd, Tournament Players Championship
<b>1980</b>	6 strokes	Peter Jacobsen, Buick Open
<b>1979</b>	6 strokes	Raymond Floyd, Greater Greensboro Open; Lou Graham, IVB-Philadelphia Golf Classic; Fuzzy Zoeller, Masters Tournament
<b>1978</b>	7 strokes	Gary Player, Masters Tournament, MONY Tournament of Champions; John Mahaffey, PGA Championship
<b>1977</b>	6 strokes	Lanny Wadkins, PGA Championship; Miller Barber, Anheuser Busch Golf Classic
<b>1976</b>	5 strokes	Al Geiberger, Western Open
<b>1975</b>	7 strokes	Roger Maltbie, Ed McMahon-Jaycees Quad City Open
<b>1974</b>	6 strokes	Tom Watson, Western Open
<b>1973</b>	6 strokes	Johnny Miller, U.S. Open
<b>1972</b>	5 strokes	Grier Jones, Hawaiian Open
<b>1971</b>	5 strokes	Gene Littler, Colonial National Invitational
<b>1970</b>	7 strokes	Pete Brown, Andy Williams-San Diego Open

## Three or More Victories

Season	Score / Stat	Details
2018-19	3	Brooks Koepka, THE CJ CUP @ NINE BRIDGES, PGA Championship, World Golf Championships-FedEx St. Jude Invitational; Rory McIlroy, THE PLAYERS Championship, RBC Canadian Open, TOUR Championship
2017-18	3	Bubba Watson, Genesis Open, World Golf Championships-Dell Technologies Match Play, Travelers Championship; Dustin Johnson, Sentry Tournament of Champions, FedEx St. Jude Classic, RBC Canadian Open; Justin Thomas, THE CJ CUP @ NINE BRIDGES, The Honda Classic, World Golf Championships-Bridgestone Invitational; Bryson DeChambeau, the Memorial Tournament presented by Nationwide, THE NORTHERN TRUST, Dell Technologies Championship
2016-17	5	Justin Thomas, CIMB Classic, SBS Tournament of Champions, Sony Open in Hawaii, PGA Championship, Dell Technologies Championship
	4	Dustin Johnson, Genesis Open, World Golf Championships-Mexico Championship, World Golf Championship-Dell Technologies Match Play, THE NORTHERN TRUST
	3	Jordan Spieth, AT&T Pebble Beach Pro-Am, Travelers Championship, The Open Championship; Hideki Matsuyama, World Golf Championships-HSBC Champions, Waste Management Phoenix Open, World Golf Championships-Bridgestone Invitational
2015-16	3	Dustin Johnson, U.S. Open, World Golf Championships-Bridgestone Invitational, BMW Championship; Jason Day, Arnold Palmer Invitational presented by MasterCard, World Golf Championships-Dell Match Play, THE PLAYERS Championship
2014-15	5	Jordan Spieth, Valspar Championship, Masters Tournament, U.S. Open, John Deere Classic, TOUR Championship by Coca-Cola; Jason Day, Farmers Insurance Open, RBC Canadian Open, PGA Championship, The Barclays, BMW Championship
2013-14	3	Rory McIlroy, The Open Championship, World Golf Championships; Jimmy Walker, Frys.com Open, Sony Open in Hawaii, AT&T Pebble Beach National Pro-Am
2013	5	Tiger Woods, Farmers Insurance Open, World Golf Championships-Cadillac Championship, Arnold Palmer Invitational presented by MasterCard, THE PLAYERS Championship, World Golf Championships-Bridgestone Invitational
2012	4	Rory McIlroy, The Honda Classic, PGA Championship, Deutsche Bank Championship, BMW Championship
	3	Tiger Woods, Arnold Palmer Invitational, the Memorial Tournament, AT&T National; None
2010	3	Jim Furyk, Transitions Championship, Verizon Heritage, TOUR Championship by Coca-Cola
2009	6	Tiger Woods, Arnold Palmer Invitational, Memorial Tournament, AT&T National, Buick Open, World Golf Championships-Bridgestone Invitational, BMW Championship
	3	Steve Stricker, Crowne Plaza Invitational, John Deere Classic, Deutsche Bank Championship; Phil Mickelson, Northern Trust Open, World Golf Championships-CA Championship, TOUR Championship by Coca-Cola
2008	4	Tiger Woods, Buick Invitational, World Golf Championships-Accenture Match Play Championship, Arnold Palmer Invitational, U.S. Open
	3	Vijay Singh, World Golf Championships-Bridgestone Invitational, The Barclays, Deutsche Bank Championship; Kenny Perry, the Memorial Tournament, Buick Open, John Deere Classic
2007	7	Tiger Woods, Buick Invitational, World Golf Championships-CA Championship, Wachovia Championship, World Golf Championships-Bridgestone Invitational, PGA Championship, BMW Championship, TOUR Championship by Coca-Cola
	3	Phil Mickelson, AT&T Pebble Beach National Pro-Am, THE PLAYERS Championship, Deutsche Bank Championship
2006	8	Tiger Woods, Buick Invitational, Ford Championship at Doral, The Open Championship, Buick Open, PGA Championship, World Golf Championships-Bridgestone Invitational, Deutsche Bank Championship, World Golf Championships-American Express Championship
2005	6	Tiger Woods, Buick Invitational, Ford Championship at Doral, Masters Tournament, The Open Championship, World Golf Championships-NEC Invitational, World Golf Championships-American Express Championship
	4	Vijay Singh, Sony Open in Hawaii, Shell Houston Open, Wachovia Championship, Buick Open; Phil Mickelson, FBR Open, AT&T Pebble Beach National Pro-Am, BellSouth Classic, PGA Championship
2004	9	Vijay Singh, AT&T Pebble Beach National Pro-Am, Shell Houston Open, HP Classic of New Orleans, Buick Open, PGA Championship, Deutsche Bank Championship, Bell Canadian Open, 84 LUMBER Classic, Chrysler Championship
	3	Ernie Els, Sony Open in Hawaii, Memorial Tournament, World Golf Championships-American Express Championship
2003	5	Tiger Woods, Buick Invitational, World Golf Championships-Accenture Match Play, Bay Hill Invitational, Western Open, World Golf Championships-American Express Championship
	4	Davis Love III, AT&T Pebble Beach National Pro-Am, THE PLAYERS Championship, MCI Heritage, The INTERNATIONAL
	3	Vijay Singh, Phoenix Open, EDS Byron Nelson Championship, John Deere Classic, FUNAI Classic at Walt Disney World Resort; Mike Weir, Bob Hope Chrysler Classic, Nissan Open, Masters Tournament; Kenny Perry, Bank of America Colonial, Memorial Tournament, Greater Milwaukee Open
2002	5	Tiger Woods, Bay Hill Invitational, Masters Tournament, U.S. Open, Buick Open, World Golf Championships-American Express Championship
2001	5	Tiger Woods, Bay Hill Invitational, THE PLAYERS Championship, Masters Tournament, Memorial Tournament, World Golf Championships-NEC Invitational
	3	David Toms, Compaq Classic of New Orleans, PGA Championship, Michelob Championship
2000	9	Tiger Woods, Mercedes Championship, AT&T Pebble Beach National Pro-Am, Bay Hill Invitational, Memorial Tournament, U.S. Open, British Open, PGA Championship, World Golf Championships-NEC Invitational, Bell Canadian Open
	4	Phil Mickelson, Buick Invitational, BellSouth Classic, MasterCard Colonial, TOUR Championship
1999	8	Tiger Woods, Buick Invitational, Memorial Tournament, Motorola Western Open, PGA Championship, World Golf Championships-NEC Invitational, National Car Rental Golf Classic at Walt Disney World Resort, TOUR Championship, World Golf Championships-American Express
	4	David Duval, Mercedes Championships, Bob Hope Chrysler Classic, THE PLAYERS Championship, BellSouth Classic
1998	4	David Duval, Tucson Chrysler Classic, Shell Houston Open, NEC World Series of Golf, Michelob Championship
1997	4	Tiger Woods, Mercedes Championship, Masters Tournament, GTE Byron Nelson Golf Classic, Motorola Western Open
	3	David Duval, Michelob Championship, Walt Disney World/Oldsmobile, TOUR Championship
1996	4	Phil Mickelson, Nortel Open, Phoenix Open, GTE Byron Nelson Golf Classic, NEC World Series of Golf
	3	Mark Brooks, Bob Hope Chrysler Classic, Shell Houston Open, PGA Championship
1995	3	Lee Janzen, THE PLAYERS Championship, Kemper Open, Sprint International; Greg Norman, Memorial Tournament, Canon Greater Hartford Open, NEC World Series of Golf
1994	6	Nick Price, The Honda Classic, Southwestern Bell Colonial, Motorola Western Open, The Open Championship, PGA Championship, Canadian Open
	3	Mark McCumber, Anheuser-Busch Golf Classic, Hardee's Golf Classic, TOUR Championship
1993	4	Nick Price, THE PLAYERS Championship, Canon Greater Hartford Open, Sprint Western Open, Federal Express St. Jude Classic
	3	Paul Azinger, Memorial Tournament, New England Classic, PGA Championship
1992	3	Fred Couples, Nissan Los Angeles Open, Nestle Invitational, Masters Tournament; Davis Love III, THE PLAYERS Championship, MCI Heritage Classic, Kmart Greater Greensboro Open; John Cook, Bob Hope Chrysler Classic, United Airlines Hawaiian Open, Las Vegas Invitational; None
1990	4	Wayne Levi, BellSouth Atlanta Golf Classic, Centel Western Open, Canon Greater Hartford Open, Canadian Open
1989	3	Tom Kite, Nestle Invitational, THE PLAYERS Championship, Nabisco Championship; Mark Calcavecchia, Phoenix Open Invitational, Nissan Los Angeles Open, The Open Championship
1988	4	Curtis Strange, Independent Insurance Agent Open, Memorial Tournament, U.S. Open, Nabisco Championship
	3	Sandy Lyle, Phoenix Open Invitational, Kmart Greater Greensboro Open, Masters Tournament
1987	3	Curtis Strange, Canadian Open, Federal Express St. Jude Classic, World Series of Golf; Paul Azinger, Phoenix Open Invitational, Panasonic Las Vegas Invitational, Canon Sammy Davis Jr.-Greater Hartford Open
1986	4	Bob Tway, Andy Williams-San Diego Open, Manufacturers Hanover Westchester Classic, Georgia-Pacific Atlanta Golf Classic, PGA Championship
	3	Fuzzy Zoeller, AT&T Pebble Beach National Pro-Am, Sea Pines Heritage Classic, Anheuser-Busch Golf Classic; Greg Norman, Panasonic Las Vegas Invitational, Kemper Open, The Open Championship
1985	3	Curtis Strange, The Honda Classic, Panasonic Las Vegas Invitational, Canadian Open; Lanny Wadkins, Bob Hope Desert Classic, Glen Campbell Los Angeles Open, Walt Disney World/Oldsmobile Classic
1984	3	Tom Watson, Seiko-Tucson Match Play Championship, Tournament of Champions, Western Open; Denis Watson, Buick Open, World Series of Golf, Panasonic Las Vegas Invitational; None
1982	4	Calvin Peete, Greater Milwaukee Open, Anheuser-Busch Golf Classic, B.C. Open, Pensacola Open
	3	Craig Stadler, Joe Garagiola Tucson Open, Masters Tournament, Kemper Open, World Series of Golf; Tom Watson, Glen Campbell Los Angeles Open, Sea Pines Heritage Classic, U.S. Open, The Open Championship; Raymond Floyd, Memorial Tournament, Danny Thomas Memphis Open, PGA Championship; Lanny Wadkins, Phoenix Open Invitational, Tournament of Champions, Buick Open; Bob Gilder, Byron Nelson Golf Classic, Manufacturers Hanover Westchester Classic, Bank of Boston Classic
1981	4	Bill Rogers, Sea Pines Heritage Classic, The Open Championship, World Series of Golf, Texas Open
	3	Bruce Lietzke, Bob Hope Desert Classic, Wickes/Andy Williams San Diego Open, Byron Nelson Golf Classic; Tom Watson, Masters Tournament, USF&G New Orleans Open, Atlanta Classic; Raymond Floyd, Doral-Eastern Open Invitational, Tournament Players Championship, Manufacturers Hanover Westchester Classic
1980	7	Tom Watson, Andy Williams-San Diego Open, Glen Campbell Los Angeles Open, Tournament of Champions, Greater New Orleans Open, Byron Nelson Golf Classic, The Open Championship, World Series of Golf
	3	Lee Trevino, Tournament Players Championship, Danny Thomas Memphis Classic, San Antonio Texas Open
1979	5	Tom Watson, Sea Pines Heritage Classic, Tournament of Champions, Byron Nelson Golf Classic, Memorial Tournament, Hall of Fame Tournament

## 2019-20 PGA TOUR MEDIA GUIDE | Section 5: All-Time Records

Season	Score / Stat	Details
1978	3	Lou Graham, IVB-Philadelphia Golf Classic, American Optical Classic, San Antonio Texas Open
	5	Tom Watson, Joe Garagiola Tucson Open, Bing Crosby National Pro-Am, Byron Nelson Golf Classic, Hall of Fame Tournament, Anheuser-Busch Golf Classic
	4	Jack Nicklaus, Jackie Gleason's Inverrary Classic, Tournament Players Championship, IVB-Philadelphia Golf Classic, The Open Championship
1977	3	Gary Player, Masters Tournament, Tournament of Champions, Houston Open; Andy Bean, Kemper Open, Danny Thomas Memphis Classic, Western Open
	5	Tom Watson, Bing Crosby National Pro-Am, Andy Williams-San Diego Open, Masters Tournament, Western Open, The Open Championship
	3	Jack Nicklaus, Jackie Gleason's Inverrary Classic, Tournament of Champions, Memorial Tournament; Hale Irwin, Atlanta Classic, Hall of Fame Tournament, San Antonio Texas Open
1976	3	Hubert Green, Doral-Eastern Open Invitational, Greater Jacksonville Open, Sea Pines Heritage Classic; Ben Crenshaw, Bing Crosby National Pro-Am, Hawaiian Open, Ohio Kings Island Open; Johnny Miller, NBC Tucson Open, Bob Hope Desert Classic, The Open Championship
1975	5	Jack Nicklaus, Doral-Eastern Open Invitational, Sea Pines Heritage Classic, Masters Tournament, PGA Championship, World Open Golf Championship
	4	Johnny Miller, Phoenix Open Invitational, Dean Martin Tucson Open, Bob Hope Desert Classic, Kaiser International
	3	Gene Littler, Bing Crosby National Pro-Am, Danny Thomas Memphis Classic, Westchester Classic
1974	8	Johnny Miller, Bing Crosby National Pro-Am, Phoenix Open Invitational, Dean Martin Tucson Open, Sea Pines Heritage Classic, Tournament of Champions, Westchester Classic, World Open Golf Championship, Kaiser International
1973	3	Hubert Green, Bob Hope Desert Classic, Greater Jacksonville Open, IVB-Philadelphia Golf Classic; Dave Stockton, Glen Campbell Los Angeles Open, Quad Cities Open, Sammy Davis Jr.-Greater Hartford Open; Gary Player, Masters Tournament, Danny Thomas Memphis Classic, The Open Championship
	7	Jack Nicklaus, Bing Crosby National Pro-Am, Greater New Orleans Open, Tournament of Champions, Atlanta Classic, PGA Championship, Ohio Kings Island Open, Walt Disney World Open Invitational
	5	Tom Weiskopf, Colonial National Invitational, Kemper Open, IVB-Philadelphia Golf Classic, The Open Championship, Canadian Open
1972	4	Bruce Crampton, Phoenix Open Invitational, Dean Martin Tucson Open, Houston Open, American Golf Classic
	7	Jack Nicklaus, Bing Crosby National Pro-Am, Doral-Eastern Open Invitational, Masters Tournament, U.S. Open, Westchester Classic, U.S. Professional Match Play Championship, Walt Disney World Open Invitational
	4	Lee Trevino, Danny Thomas Memphis Classic, Greater Hartford Open, Greater St. Louis Golf Classic, British Open
1971	6	Lee Trevino, Tallahassee Open Invitational, Danny Thomas Memphis Classic, U.S. Open, The Open Championship, Canadian Open, Sahara Invitational
	5	Jack Nicklaus, PGA Championship, Tournament of Champions, Byron Nelson Golf Classic, National Team Championship, Walt Disney World Open Invitational
	4	Arnold Palmer, Bob Hope Desert Classic, Florida Citrus Open, Westchester Classic, National Team Championship
1970	4	Billy Casper, Los Angeles Open, Masters Tournament, IVB-Philadelphia Golf Classic, AVCO Classic
	3	Jack Nicklaus, Byron Nelson Golf Classic, The Open Championship, National Four-Ball Championship

## Wire-To-Wire Winners

Season	Score / Stat	Details
<b>2018-19</b>	Charles Howell III, The RSM Classic	
	Brooks Koepka, PGA Championship	
	Nate Lashley, Rocket Mortgage Classic	
<b>2017-18</b>	Brice Garnett, Corales Puntacana Resort & Club Championship	
	Brandt Snedeker, Wyndham Championship	
<b>2016-17</b>	Mackenzie Hughes, The RSM Classic	
	Justin Thomas, Sony Open in Hawaii	
	Jordan Spieth, Travelers Championship	
	Marc Leishman, BMW Championship	
<b>2015-16</b>	Jason Day, Arnold Palmer Invitational presented by MasterCard, THE PLAYERS Championship	
<b>2014-15</b>	Jordan Spieth, Masters Tournament	
	Jason Day, BMW Championship	
<b>2013-14</b>	Patrick Reed, Humana Challenge	
	Ben Crane, FedEx St. Jude Classic	
	Martin Kaymer, U.S. Open	
	Rory McIlroy, The Open Championship	
<b>2013</b>	Phil Mickelson, Waste Management Phoenix Open	
	Henrik Stenson, TOUR Championship by Coca-Cola	
<b>2012</b>	None	
<b>2011</b>	Rory McIlroy, U.S. Open	
<b>2010</b>	Jason Bohn, Zurich Classic of New Orleans	
	Rocco Mediate, Frys.com Open	
<b>2009</b>	Geoff Ogilvy, Mercedes-Benz Championship	
	Brian Gay, St. Jude Classic	
<b>2008</b>	K.J. Choi, Sony Open in Hawaii	
	Camilo Villegas, BMW Championship	
<b>2007</b>	Steve Flesch, Reno-Tahoe Open	
<b>2006</b>	Phil Mickelson, BellSouth Classic	
	Stuart Appleby, Shell Houston Open	
	Corey Pavin, U.S. Bank Championship	
	Tiger Woods, World Golf Championships-American Express Championship	
<b>2005</b>	Phil Mickelson, AT&T Pebble Beach National Pro-Am	
	Justin Leonard, FedEx St. Jude Classic	
	Tiger Woods, The Open Championship	
	Ben Crane, U.S. Bank Championship	
	Vaughn Taylor, Reno-Tahoe Open.	
<b>2004</b>	Stewart Cink, World Golf Championships-NEC Invitational	
	Vijay Singh, 84 LUMBER Classic	
<b>2003</b>	Tiger Woods, 100th Western Open	
	Davis Love III, The INTERNATIONAL	
<b>2002</b>	Tiger Woods, U.S. Open, World Golf Championships-American Express Championship	
	K.J. Choi, Tampa Bay Classic	
<b>2001</b>	Bob Estes, FedEx St. Jude Classic	
<b>2000</b>	Paul Azinger, Sony Open in Hawaii	
	Hal Sutton, THE PLAYERS Championship	
	Tiger Woods, U.S. Open, World Golf Championships?NEC Invitational	
<b>1999</b>	Jesper Parnevik, Greater Greensboro Chrysler Classic	
	David Toms, Sprint International	
<b>1998</b>	None	
<b>1997</b>	Steve Jones, Phoenix Open	
	Steve Elkington, THE PLAYERS Championship	
	Nick Price, MCI Classic	
	Ernie Els, Buick Classic	
<b>1996</b>	Tim Herron, The Honda Classic	
	Ernie Els, Buick Classic	
	Scott Hoch, Michelob Championship at Kingsmill	
<b>1995</b>	None	

Season	Score / Stat	Details
<b>1994</b>	Greg Norman, THE PLAYERS Championship	
	Mike Springer, Kmart Greater Greensboro Open	
	Bob Estes, Texas Open	
<b>1993</b>	Howard Twitty, United Airlines Hawaiian Open	
	Nick Price, Sprint Western Open	
<b>1992</b>	Fred Couples, The Nestle Invitational	
	David Frost, Hardee's Golf Classic	
<b>1991</b>	None	
<b>1990</b>	Jose Maria Olazabal, World Series of Golf	
	Tim Simpson, Walt Disney World/Oldsmobile Classic	
<b>1989</b>	Ian Baker-Finch, Colonial National Invitational	
<b>1988</b>	Steve Pate, MONY Tournament of Champions	
	Larry Nelson, Georgia-Pacific Atlanta Golf Classic	
	Bob Lohr, Walt Disney World/Oldsmobile Golf Classic	
	Curtis Strange, Nabisco Championships of Golf	
<b>1987</b>	Joey Sindelar, B.C. Open	
	Tom Watson, Nabisco Championships of Golf	
<b>1986</b>	None	
<b>1985</b>	Tom Kite, MONY Tournament of Champions	
<b>1984</b>	Greg Norman, Kemper Open	
<b>1983</b>	Hal Sutton, PGA Championship	
	Nick Price, World Series of Golf	
<b>1982</b>	Bob Gilder, Manufacturers Hanover Westchester Classic	
	Raymond Floyd, PGA Championship	
	Tim Norris, Sammy Davis, Jr. Greater Hartford Open	
<b>1981</b>	None	
<b>1980</b>	Tom Watson, Tournament of Champions, Byron Nelson Golf Classic	
	Bruce Lietzke, Colonial National Invitational	
	Scott Hoch, Quad Cities Open	
<b>1979</b>	Bruce Lietzke, Joe Garagiola Tucson Open	
	Tom Watson, Sea Pines Heritage Classic, Tournament of Champions	
<b>1978</b>	Tom Watson, Joe Garagiola Tucson Open	
<b>1977</b>	Rik Massengale, Bob Hope Desert Classic	
	Andy Bean, Doral-Eastern Open Invitational	
	Lee Trevino, Canadian Open	
	Jerry Pate, Southern Open	
<b>1976</b>	Raymond Floyd, Masters Tournament	
	Mark Hayes, Byron Nelson Golf Classic	
<b>1975</b>	Johnny Miller, Dean Martin Tucson Open	
	Tom Weiskopf, Greater Greensboro Open	
	Al Geiberger, Tournament Players Championship	
<b>1974</b>	Johnny Miller, Dean Martin Tucson Open, Sea Pines Heritage Open	
	Allen Miller, Tallahassee Open	
	Ed Sneed, Greater Milwaukee Open	
<b>1973</b>	Lee Trevino, Doral-Eastern Open Invitational	
	Homero Blancas, Monsanto Open	
<b>1972</b>	Jack Nicklaus, Masters Tournament	
	Dave Hill, Monsanto Open	
<b>1971</b>	Jack Nicklaus, PGA Championship	
	Arnold Palmer, Westchester Classic	
<b>1970</b>	Tony Jacklin, U.S. Open	

## First-Time Winners

Season	Score/Stat	Details
<b>2018-19</b>	14	Kevin Tway, Cameron Champ, Adam Long, Martin Trainer, Keith Mitchell, Corey Conners, C.T. Pan, Max Homa, Sung Kang, Nate Lashley, Matthew Wolff, Dylan Frittelli, Collin Morikawa, J.T. Poston
<b>2017-18</b>	11	Ryan Armour, Patrick Cantlay, Patton Kizzire*, Austin Cook, Brice Garnett, Satoshi Kodaira, Andrew Landry, Aaron Wise, Francesco Molinari*, Michael Kim, Andrew Putnam
<b>2016-17</b>	12	Cody Gribble, Mackenzie Hughes, Hudson Swafford, Jon Rahm, Adam Hadwin, Wesley Bryan, Kevin Chappell, Cameron Smith, Xander Schauffele*, Bryson DeChambeau, Grayson Murray, Chris Stroud
<b>2015-16</b>	16	Emiliano Grillo, Smylie Kaufman, Justin Thomas, Peter Malnati, Russell Knox*, Kevin Kisner, Tony Finau, Jim Herman, Danny Willett, Branden Grace, Brian Stuard, William McGirt, Daniel Berger, Billy Hurley III, Greg Chalmers, Si Woo Kim
<b>2014-15</b>	11	Ben Martin, Robert Streb, Nick Taylor, Brooks Koepka, James Hahn, Alex Cejka, David Lingmerth, Fabian Gomez, Danny Lee, Troy Merritt, Shane Lowry
<b>2013-14</b>	10	Jimmy Walker**, Kevin Stadler, Chesson Hadley, Matt Every, Steven Bowditch, Matt Jones, Seung-Yul Noh, Brendon Todd, Hideki Matsuyama, Brian Harman
<b>2013</b>	12	Russell Henley, John Merrick, Michael Thompson, Scott Brown, Kevin Streelman, Billy Horschel, Derek Ernst, Sang-Moon Bae, Harris English, Ken Duke, Jordan Spieth, Patrick Reed
<b>2012</b>	9	Kyle Stanley, John Huh, Jason Dufner, Rickie Fowler, Marc Leishman, Ted Potter, Jr., Jonas Blixt, Tommy Gainey, Charlie Beljan
<b>2011</b>	14	Jhonattan Vegas, D.A. Points, Gary Woodland, Charl Schwartzel, Brendan Steele, Keegan Bradley*, Harrison Frazer, Fredrik Jacobson, Chris Kirk, Scott Stallings, Scott Piercy, Webb Simpson*, Kevin Na, Bryce Molder
<b>2010</b>	15	Bill Haas*, Ian Poulter, Derek Lamely, Rory McIlroy, Tim Clark, Jason Day, Justin Rose*, Graeme McDowell, Bubba Watson, Louis Oosthuizen, Bill Lunde, Matt Bettencourt, Martin Kaymer, Arjun Atwal, Robert Garrigus
<b>2009</b>	7	Pat Perez, Y.E. Yang*, Paul Casey, Bo Van Pelt, Nathan Green, Ryan Moore, Martin Laird
<b>2008</b>	12	Brian Gay, Greg Kraft, Andres Romero, Johnson Wagner, Anthony Kim*, Ryuji Imada, Richard S. Johnson, Chez Reavie, Parker McLachlin, Camilo Villegas*, Dustin Johnson, Marc Turnesa
<b>2007</b>	12	Charley Hoffman, Henrik Stenson, Mark Wilson, Boo Weekley, Nick Watney, Angel Cabrera, Hunter Mahan, Brian Bateman, Joe Ogilvie, Brandt Snedeker, George McNeill, Daniel Chopra
<b>2006</b>	13	J.B. Holmes, Arron Oberholser, Aaron Baddeley, Chris Couch, Brett Wetterich, J.J. Henry, Trevor Immelman, John Senden, Dean Wilson, Will MacKenzie, Eric Axley, D.J. Trahan, Troy Matteson
<b>2005</b>	12	Geoff Ogilvy, Padraig Harrington*, Peter Lonard, Tim Petrovic, Ted Purdy, Michael Campbell; Sean O'Hair, Jason Bohn, Jason Gore, Wes Short, Jr., Lucas Glover, Carl Pettersson
<b>2004</b>	10	Heath Slocum, Todd Hamilton*, Zach Johnson, Stephen Ames, Mark Hensby, Rod Pampling, Vaughn Taylor, Bart Bryant, Andre Stolz, Ryan Palmer
<b>2003</b>	7	Ben Crane, Steve Flesch, Jonathan Kaye, Ben Curtis, Shaun Micheel, Adam Scott, Chad Campbell
<b>2002</b>	18	Jerry Kelly*, Matt Gogel, Len Mattiace*, Kevin Sutherland, Ian Leggatt, Matt Kuchar, Craig Perks, K.J. Choi, Chris Smith, Spike McRoy, Chris Riley, Craig Parry, John Rollins, Charles Howell III, Phil Taturangi, Bob Burns, Jonathan Byrd, Luke Donald
<b>2001</b>	10	Garrett Willis, Jose Coceres*, Robert Damron, Sergio Garcia*, Frank Lickliter II, Retief Goosen, Shigeki Maruyama, David Gossett, Joel Edwards, Cameron Beckman
<b>2000</b>	8	Kirk Triplett, Jim Carter, Darren Clarke, Tom Scherrer, Dennis Paulson, Michael Clark II, Rory Sabbatini, Chris DiMarco
<b>1999</b>	9	Glen Day, Carlos Franco*, Rich Beem, Paul Lawrie, J.L. Lewis, Brent Geiberger, Tom Pernice, Jr., Notah Begay II*, Mike Weir
<b>1998</b>	8	Jesper Parnevik, Lee Westwood, Trevor Dodds, J.P. Hayes, Joe Durant, Olin Browne, Brandel Chamblee, Chris Perry
<b>1997</b>	6	Stuart Appleby, Frank Nobilo, David Toms, Stewart Cink, Gabriel Hjerstedt, David Duval**
<b>1996</b>	13	Tim Herron, Paul Goydos, Scott McCarron, Paul Stankowski, Steve Stricker, Willie Wood, Justin Leonard, Clarence Rose, Guy Boros, Dudley Hart, Michael Bradley, Tiger Woods*, David Ogren
<b>1995</b>	7	John Morse, Ted Tryba, Ed Dougherty, Woody Austin, Brad Bryant, Jim Furyk, Duffy Waldorf
<b>1994</b>	10	Loren Roberts, Mike Springer, Mike Heinen, Neal Lancaster, Tom Lehman, Ernie Els, Brian Henninger, Dicky Pride, Steve Lowery, Bob Estes
<b>1993</b>	7	Brett Ogle, Mike Standly, Jim McGovern, Grant Waite, Vijay Singh, Billy Mayfair, Jeff Maggert

Season	Score/Stat	Details
<b>1992</b>	4	Lee Janzen, Fred Funk, Mark Carnevale, Richard Zokol
<b>1991</b>	14	Phil Mickelson, Jay Don Blake, Rocco Mediate, Ian Woosnam*, Kenny Perry, Billy Andrade*, Russ Cochran, Bruce Fleisher, Dillard Pruitt, Billy Ray Brown, Brad Faxon, John Daly, David Peoples, Fulton Allem
<b>1990</b>	10	Robert Gamez*, Tommy Armour II, David Ishii, John Huston, Tony Sills, Steve Elkington, Peter Persons, Jose Maria Olazabal, Jim Gallagher, Jr., Nolan Henke
<b>1989</b>	9	Greg Twiggs, Ian Baker-Finch, Tom Byrum, Wayne Grady, Mike Donald, Curt Byrum, Stan Utley, Ted Schulz, Bill Britton
<b>1988</b>	11	Steve Jones, Chip Beck*, Jim Benepe, Tom Sieckmann, Blaine McCallister, Mark Brooks, Jodie Mudd, Jeff Sluman, David Frost*, Andrew Magee, Bob Lohr
<b>1987</b>	10	Paul Azinger**, T.C. Chen, Davis Love II, Keith Clearwater*, Robert Wrenn, John Inman, Sam Randolph, Steve Pate, Ken Brown, Mike Reid
<b>1986</b>	12	Donnie Hammond, Bob Tway***, Kenny Knox, Sandy Lyle, Dan Pohl*, Mac O'Grady, Mike Hulbert, Rick Fehr, Gene Sauers, Mark Calcavecchia, Fred Wadsworth, Ernie Gonzalez
<b>1985</b>	11	Woody Blackburn, Joey Sindelar*, Bernhard Langer*, Bill Glasson, Mark Wiebe, Dan Forsman, Phil Blackmar, Scott Verplank, Ken Green, Jim Thorpe*, Tim Simpson
<b>1984</b>	6	Bob Eastwood*, Nick Faldo, Corey Pavin, Greg Norman*, Denis Watson**, Mark O'Meara
<b>1983</b>	10	Isao Aoki, Gary Hallberg, Mike Nicolette, Fred Couples, Larry Mize, Nick Price, Pat Lindsey, Mark Lye, Rex Caldwell, Ronnie Black
<b>1982</b>	5	Bob Shearer, Payne Stewart, Tim Norris, Bobby Clampett, Hal Sutton
<b>1981</b>	5	John Cook, Keith Fergus, Dave Barr, Peter Oosterhuis, Morris Hatalsky
<b>1980</b>	12	Craig Stadler*, Jeff Mitchell, Mark Pfeil, Scott Simpson, Scott Hoch, Peter Jacobsen, Don Pooley, Phil Hancock, Mike Sullivan, Dan Halldorson, David Edwards, Doug Tewell*
<b>1979</b>	12	Fuzzy Zoeller*, Bob Byman, Larry Nelson*, Mark McCumber, Calvin Peete, D.A. Weibring, Jack Renner, Howard Twitty, John Fought*, Ed Fiori, Curtis Strange, George Burns
<b>1978</b>	9	Jay Haas, Bill Rogers, Seve Ballesteros, Barry Jaekel, Lon Hinkle, Jack Newton, Ron Streck, Wayne Levi, Bob Mann
<b>1977</b>	10	Bruce Lietzke*, Tom Purtzer, Andy Bean, Graham Marsh, Danny Edwards, Jim Simons, Mike Morley, Andy North, Bobby Cole, Gil Morgan
<b>1976</b>	9	Bob Gilder, Gary Koch, Mark Hayes*, Tom Kite, Joe Inman, Jerry Pate*, John Lister, Bob Wynn, Bill Kratzert
<b>1975</b>	8	Gary Groh, Pat Fitzsimons, Jerry McGee, Rik Massengale, Tom Jenkins, Roger Maltbie*, Don Bies, Don Iverson
<b>1974</b>	11	Leonard Thompson, Lee Elder, Allen Miller, Rod Curl, Bob Menne, Tom Watson, Richie Karl, Victor Regalado, Forrest Fezler, Terry Diehl, Mac McLendon
<b>1973</b>	6	John Schlee, Bert Greene, Sam Adams, Ed Sneed, John Mahaffey, Ben Crenshaw
<b>1972</b>	5	Grier Jones*, Bob Shaw, Jim Jamieson, David Graham, Lanny Wadkins
<b>1971</b>	10	J.C. Snead*, Bud Allin, Hubert Green, Bobby Mitchell, Dave Eichelberger, Jerry Heard, DeWitt Weaver, Johnny Miller, Labron Harris, Hale Irwin
<b>1970</b>	5	Mike Hill, Gibby Gilbert, Tommy Aaron, Hugh Royer, Bill Garrett

## Average Driving Distance

Season	Score / Stat	Details
<b>2018-19</b>	293.9	
<b>2017-18</b>	296.1	
<b>2016-17</b>	292.5	
<b>2015-16</b>	290	
<b>2014-15</b>	289.7	
<b>2013-14</b>	287.2	
<b>2013</b>	298.2	
<b>2012</b>	289.1	
<b>2011</b>	290.9	
<b>2010</b>	287.3	
<b>2009</b>	287.9	
<b>2008</b>	287.3	
<b>2007</b>	289.1	
<b>2006</b>	289.3	
<b>2005</b>	288.9	
<b>2004</b>	287.3	
<b>2003</b>	286.3	
<b>2002</b>	279.8	
<b>2001</b>	279.4	
<b>2000</b>	273.2	

Season	Score / Stat	Details
<b>1999</b>	272.4	
<b>1998</b>	270.6	
<b>1997</b>	267.6	
<b>1996</b>	266.4	
<b>1995</b>	263.6	
<b>1994</b>	261.8	
<b>1993</b>	260.3	
<b>1992</b>	260.5	
<b>1991</b>	261.4	
<b>1990</b>	262.7	
<b>1989</b>	261.8	
<b>1988</b>	263.5	
<b>1987</b>	262.5	
<b>1986</b>	261.5	
<b>1985</b>	260.4	
<b>1984</b>	259.6	
<b>1983</b>	258.7	
<b>1982</b>	256.8	
<b>1981</b>	259.7	
<b>1980</b>	256.8	

## Most to Make 36-Hole Cut

Season	Score / Stat	Details
<b>2018-19</b>	86	Safeway Open
<b>2017-18</b>	90	Houston Open
<b>2016-17</b>	86	FedEx St. Jude Classic
<b>2015-16</b>	87	The RSM Classic; Sony Open in Hawaii
<b>2014-15</b>	91	RBC Canadian Open
<b>2013-14</b>	89	The Greenbrier Classic
<b>2013</b>	91	RBC Heritage
<b>2012</b>	90	Shell Houston Open
<b>2011</b>	84	Wells Fargo Championship
<b>2010</b>	86	Transitions Championship
<b>2009</b>	87	Wyndham Championship
<b>2008</b>	87	Sony Open in Hawaii; Wachovia Championship
<b>2007</b>	89	Children's Miracle Network Classic
<b>2006</b>	90	Frys.com Open
<b>2005</b>	84	THE PLAYERS Championship; Zurich Classic of New Orleans
<b>2004</b>	86	U.S. Bank Championship in Milwaukee; FUNAI Classic at Walt Disney World Resort
<b>2003</b>	89	Chrysler Classic of Greensboro
<b>2002</b>	89	Buick Invitational
<b>2001</b>	88	Greater Milwaukee Open
<b>2000</b>	87	Air Canada Championship
<b>1999</b>	88	Greater Milwaukee Open
<b>1998</b>	84	MCI Classic
<b>1997</b>	88	Quad City Classic
<b>1996</b>	103	U.S. Open*
	88	Buick Open
<b>1995</b>	103	The Open Championship*
	88	Quad City Classic
<b>1994</b>	88	Buick Southern Open

Season	Score / Stat	Details
<b>1993</b>	90	Buick Invitational
<b>1992</b>	85	PGA Championship
<b>1991</b>	84	Hardee's Golf Classic
<b>1990</b>	88	Buick Classic
<b>1989</b>	85	Phoenix Open Invitational
<b>1988</b>	89	Greater Milwaukee Open
<b>1987</b>	87	USF&G Classic
<b>1986</b>	86	Phoenix Open Invitational; Southern Open
<b>1985</b>	83	Buick Open
<b>1984</b>	89	Lajet Golf Classic
<b>1983</b>	87	PGA Championship
<b>1982</b>	90	Texas Open
<b>1981</b>	91	Greater Hartford Open
<b>1980</b>	83	Phoenix Open Invitational
<b>1979</b>	88	Ed McMahon-Jaycees Quad City Open
<b>1978</b>	85	First NBC New Orleans Open
<b>1977</b>	86	Doral-Eastern Open
<b>1976</b>	85	American Express Westchester Classic
<b>1975</b>	86	Andy Williams-San Diego Open
<b>1974</b>	84	B.C. Open
<b>1973</b>	90	Phoenix Open Invitational
<b>1972</b>	86	Greater St. Louis Golf Classic
<b>1971</b>	88	Greater Hartford Open
<b>1970</b>	85	Kaiser International Open Invitational; Sahara Invitational

## Most Tied for Lead, 18 Holes

Season	Score / Stat	Details
2018-19	6	Travelers Championship
2017-18	6	THE PLAYERS Championship
2016-17	6	World Golf Championships-Mexico Championship
2015-16	5	Sony Open in Hawaii
2014-15	6	OHL Classic at Mayakoba; Northern Trust Open
2013-14	4	Hyundai Tournament of Champions; Valspar Championship
2013	7	Wells Fargo Championship
2012	4	BMW Championship
2011	9	Northern Trust Open
2010	7	HP Byron Nelson Championship
2009	4	World Golf Championships-CA Championship
2008	7	RBC Canadian Open
2007	5	Mercedes-Benz Championship; AT&T Pebble Beach National Pro-Am
2006	4	The Honda Classic; Wachovia Championship; Buick Championship; Cialis Western Open; John Deere Classic
2005	6	PGA Championship
2004	8	U.S. Bank Championship in Milwaukee; Michelin Championship at Las Vegas
2003	6	The Honda Classic
2002	6	Bay Hill Invitational
2001	6	Touchstone Energy Tucson Open
2000	8	The Honda Classic
1999	5	Compaq Classic of New Orleans
1998	5	Doral-Ryder Open
1997	7	Greater Milwaukee Open
1996	4	MCI Classic; FedEx St. Jude Classic
1995	5	Buick Invitational of California

Season	Score / Stat	Details
1994	5	Centel Western Open, Deposit Guaranty; Federal Express St. Jude Classic
1993	7	Phoenix Open Invitational
1992	6	Kmart Greater Greensboro Open
1991	5	USF&G Classic
1990	4	Bob Hope Chrysler Classic, Phoenix Open Invitational; USF&G Classic
1989	5	Kmart Greater Greensboro Open
1988	6	Buick Open
1987	7	Beatrice Western Open
1986	6	Shearson Lehman-Hutton/Andy Williams Open
1985	4	Bob Hope Desert Classic; Isuzu/Andy Williams San Diego Open; Hawaiian Open; Colonial National Invitational
1984	7	Glen Campbell Los Angeles Open
1983	4	Phoenix Open Invitational
1982	5	Greater Milwaukee Open
1981	5	Hawaiian Open
1980	4	Kemper Open
1979	5	Greater Greensboro Open; U.S. Open
1978	7	Tournament Players Championship
1977	7	U.S. Open
1976	4	Houston Open; Pensacola Open
1975	6	Tallahassee Open
1974	5	B. C. Open
1973	6	Southern Open
1972	6	U.S. Open
1971	4	Canadian Open; Greater Hartford Open
1970	7	Coral Springs Open Invitation

## Most Tied for Lead, 36 Holes

Season	Score / Stat	Details
2018-19	5	Masters Tournament
2017-18	3	OHL Classic at Mayakoba; Quicken Loans National; World Golf Championships-Bridgestone Invitational
2016-17	4	Masters Tournament; DEAN & DELUCA Invitational; U.S. Open; THE NORTHERN TRUST
2015-16	4	Shriners Hospitals for Children Open; Travelers Championship
2014-15	4	Hyundai Tournament of Champions
2013-14	4	World Golf Championships-Cadillac Championship; Quicken Loans National
2013	3	RBC Heritage; John Deere Classic
2012	3	Humana Challenge; Mayakoba Golf Classic; THE PLAYERS Championship; U.S. Open; PGA Championship
2011	7	Valero Texas Open
2010	5	AT&T Pebble Beach National Pro-Am
2009	5	Shell Houston Open
2008	6	Stanford St. Jude Championship
2007	6	Shell Houston Open
2006	4	Ford Championship at Doral; PGA Championship; Canadian Open
2005	6	Southern Farm Bureau Classic
2004	3	Shell Houston Open; Memorial Tournament; Cialis Western Open
2003	3	Shell Houston Open
2002	5	The Open Championship; PGA Championship
2001	8	Canon Greater Hartford Open
2000	3	Buick Invitational; Shell Houston Open; Canon Greater Hartford Open
1999	3	National Car Rental Golf Classic at Walt Disney World Resort; Buick Challenge; Buick Open; U.S. Open
1998	6	National Car Rental Golf Classic at Walt Disney World Resort
1997	3	Las Vegas Invitational; B. C. Open; Greater Vancouver Open; MasterCard Colonial
1996	5	Greater Vancouver Open; Buick Challenge
1995	5	B. C. Open

Season	Score / Stat	Details
1994	4	Northern Telecom Open
1993	4	Nissan Los Angeles Open; Deposit Guaranty Golf Classic; H-E-B Texas Open; Las Vegas Invitational
1992	4	Kemper Open
1991	3	The Honda Classic; Buick Classic
1990	3	Bob Hope Chrysler Classic; AT&T Pebble Beach National Pro-Am
1989	4	Kmart Greater Greensboro Open
1988	6	The Honda Classic
1987	5	Doral-Ryder Open
1986	4	Memorial Tournament
1985	3	Glen Campbell Los Angeles Open; Doral-Eastern Open; Invitational; Masters Tournament; St. Jude Memphis Classic
1984	3	Los Angeles Open; Doral-Eastern Open Invitational; PGA Championship
1983	3	MONY Tournament of Champions; Miller High-Life Quad Cities Open; Panasonic Las Vegas Invitational; Walt Disney World Golf Classic
1982	6	Tournament Players Championship
1981	3	Danny Thomas Memphis Classic; Pleasant Valley Classic
1980	4	Memorial Tournament; B. C. Open
1979	3	Hawaiian Open; Tallahassee Open
1978	5	Sea Pines Heritage Classic
1977	7	American Express Westchester Classic
1976	4	Greater Greensboro Open; Pleasant Valley Classic
1975	6	Sahara Invitational
1974	4	U.S. Open
1973	6	Liggett & Myers Open; Shrine-Robinson Open Golf Classic
1972	6	U.S. Open
1971	6	National Airlines Open
1970	3	Colonial National Invitational; Dow Jones Open Invitational

## Most Tied for Lead, 54 Holes

Season	Score / Stat	Details
<b>2018-19</b>	3	CIMB Classic; Wells Fargo Championship; RBC Canadian Open; 3M Open
<b>2017-18</b>	4	U.S. Open; Barbasol Championship; RBC Canadian Open
<b>2016-17</b>	3	FedEx St. Jude Classic
<b>2015-16</b>	2	CIMB Classic; Sanderson Farms Championship; OHL Classic at Mayakoba; Sony Open in Hawaii; Farmers Insurance Open; World Golf Championships-Cadillac Championship; the Memorial Tournament presented by Nationwide; U.S. Open; World Golf Championships-Bridgestone Invitational; The Barclays; TOUR Championship
<b>2014-15</b>	4	U.S. Open; The Greenbrier Classic
<b>2013-14</b>	4	Hyundai Tournament of Champions; Crowne Plaza Invitational at Colonial
<b>2013</b>	3	Travelers Championship; AT&T National
<b>2012</b>	3	FedEx St. Jude Classic
<b>2011</b>	3	Hyundai Tournament of Champions; PGA Championship
<b>2010</b>	2	Sony Open in Hawaii; AT&T Pebble Beach National Pro-Am; World Golf Championships-CA Championship; Shell Houston Open; Crowne Plaza Invitational at Colonial; World Golf Championships-Bridgestone Invitational
<b>2009</b>	6	Shell Houston Open
<b>2008</b>	5	Arnold Palmer Invitational
<b>2007</b>	4	Crowne Plaza Invitational at Colonial
<b>2006</b>	2	Sony Open in Hawaii; Buick Invitational; AT&T Pebble Beach National Pro-Am; The Honda Classic; Verizon Heritage; EDS Byron Nelson Championship; Bank of America Colonial; FedEx St. Jude Classic; U.S. Open; PGA Championship; 84 LUMBER Classic; Chrysler Classic of Greensboro
<b>2005</b>	5	Deutsche Bank Championship; BellSouth Classic*
<b>2004</b>	3	Bank of America Colonial
<b>2003</b>	4	Buick Classic; FUNAI Classic at Walt Disney World Resort
<b>2002</b>	3	Bob Hope Chrysler Classic; Buick Invitational*; Reno-Tahoe Open
<b>2001</b>	4	The Open Championship
<b>2000</b>	2	Mercedes Championships; AT&T Pebble Beach National Pro-Am; BellSouth Classic; GTE Byron Nelson Classic; Compaq Classic of New Orleans; Advil Western Open; B.C. Open; Bell Canadian Open; THE TOUR Championship
<b>1999</b>	4	FedEx St. Jude Classic
<b>1998</b>	3	Greater Greensboro Chrysler Classic; MasterCard Colonial; Canon Greater Hartford Open
<b>1997</b>	4	THE TOUR Championship
<b>1996</b>	4	Walt Disney World/Oldsmobile Classic
<b>1995</b>	4	MCI Classic
<b>1994</b>	3	Northern Telecom Open; Phoenix Open Invitational; Shell Houston Open; Federal Express St. Jude Classic; Las Vegas Invitational

Season	Score / Stat	Details
<b>1993</b>	4	NEC World Series of Golf; H-E-B Texas Open
<b>1992</b>	4	GTE Byron Nelson Golf Classic
<b>1991</b>	4	Las Vegas Invitational
<b>1990</b>	3	Nestle Invitational; Buick Southern Open
<b>1989</b>	3	Manufacturers Hanover Westchester Classic; Canon Greater Hartford Open; NEC World Series of Golf
<b>1988</b>	4	Provident Classic; Centel Classic
<b>1987</b>	4	Panasonic Las Vegas Invitational
<b>1986</b>	4	Buick Open; Federal Express St. Jude Classic
<b>1985</b>	3	Doral-Eastern Open Invitational; Tournament Players Championship; Houston Open; Pensacola Open
<b>1984</b>	5	Panasonic Las Vegas Invitational
<b>1983</b>	5	Colonial National Invitational
<b>1982</b>	3	Miller High-Life Quad Cities Open
<b>1981</b>	3	Memorial Tournament; Anheuser-Busch Golf Classic
<b>1980</b>	3	Doral-Eastern Open Invitational; World Series of Golf
<b>1979</b>	3	Glen Campbell Los Angeles Open
<b>1978</b>	5	First NBC New Orleans Open
<b>1977</b>	3	Kemper Open; Western Open
<b>1976</b>	5	IVB-Philadelphia Golf Classic
<b>1975</b>	4	San Antonio-Texas Open
<b>1974</b>	4	Glen Campbell Los Angeles Open; Houston Open; Southern Open
<b>1973</b>	4	U.S. Open
<b>1972</b>	3	Jackie Gleason's Inverrary Classic; Greater Jacksonville Open; Liggett & Myers Open; Southern Open
<b>1971</b>	5	Andy Williams-San Diego Open
<b>1970</b>	4	Greater Greensboro Open

## Most Consecutive Events in the Money

Season	Score / Stat	Details
<b>2018-19</b>	28	Tommy Fleetwood
<b>2017-18</b>	12	Chris Kirk
<b>2016-17</b>	20	Paul Casey
<b>2015-16</b>	20	Adam Scott
<b>2014-15</b>	28	Henrik Stenson
<b>2013-14</b>	43	Adam Scott
<b>2013</b>	27	Matt Kuchar
<b>2012</b>	21	Jason Dufner
<b>2011</b>	42	Steve Stricker
<b>2010</b>	19	Steve Stricker
<b>2009</b>	28	Kenny Perry
<b>2008</b>	29	Tiger Woods
<b>2007</b>	23	Tiger Woods
<b>2006</b>	42	Ernie Els
<b>2005</b>	142	Tiger Woods
<b>2004</b>	133	Tiger Woods
<b>2003</b>	114	Tiger Woods
<b>2002</b>	96	Tiger Woods
<b>2001</b>	78	Tiger Woods
<b>2000</b>	59	Tiger Woods
<b>1999</b>	38	Tiger Woods
<b>1998</b>	49	Vijay Singh
<b>1997</b>	46	Vijay Singh
<b>1996</b>	24	Vijay Singh

Season	Score / Stat	Details
<b>1995</b>	14	Jay Haas
<b>1994</b>	25	Fred Couples
<b>1993</b>	25	Steve Elkington
<b>1992</b>	19	Tom Kite
<b>1991</b>	18	Fred Couples
<b>1990</b>	17	Larry Mize
<b>1989</b>	33	Tom Kite
<b>1988</b>	15	Ben Crenshaw
<b>1987</b>	19	Greg Norman
<b>1986</b>	16	Gene Sauers
<b>1985</b>	14	Tom Kite; Scott Hoch
<b>1984</b>	21	Jack Nicklaus
<b>1983</b>	26	Hale Irwin
<b>1982</b>	53	Tom Kite
<b>1981</b>	35	Tom Kite
<b>1980</b>	28	Tom Watson
<b>1979</b>	17	Hubert Green; Bill Rogers
<b>1978</b>	86	Hale Irwin
<b>1977</b>	54	Hale Irwin
<b>1976</b>	105	Jack Nicklaus
<b>1975</b>	91	Jack Nicklaus
<b>1974</b>	74	Jack Nicklaus
<b>1973</b>	56	Jack Nicklaus
<b>1972</b>	37	Jack Nicklaus

## Consecutive Seasons With Win (since 1970)

Season	Score / Stat	Details
<b>2018-19</b>	12	Dustin Johnson (2008-19)
<b>2017-18</b>	11	Dustin Johnson (2008-18)
<b>2016-17</b>	10	Dustin Johnson (2008-17)
<b>2015-16</b>	9	Dustin Johnson (2008-16)
<b>2014-15</b>	8	Dustin Johnson (2008-15)
<b>2013-14</b>	7	Dustin Johnson (2008-14)
<b>2013</b>	10	Phil Mickelson (2004-13)
<b>2012</b>	9	Phil Mickelson (2004-12)
<b>2011</b>	8	Phil Mickelson (2004-11)
<b>2010</b>	7	Phil Mickelson (2004-10)
<b>2009</b>	14	Tiger Woods (1996-2009)
<b>2008</b>	13	Tiger Woods (1996-2008)
<b>2007</b>	12	Tiger Woods (1996-2007)
<b>2006</b>	11	Tiger Woods (1996-2006)
<b>2005</b>	10	Tiger Woods (1996-2005)
<b>2004</b>	9	Tiger Woods (1996-2004)
<b>2003</b>	8	Tiger Woods (1996-2003)
<b>2002</b>	7	Tiger Woods (1996-2002)
<b>2001</b>	6	Tiger Woods (1996-2001)
<b>2000</b>	7	Ernie Els (1994-2000)
<b>1999</b>	6	Ernie Els (1994-99)
<b>1998</b>	6	Phil Mickelson (1993-98)
<b>1997</b>	6	Greg Norman (1992-97)
<b>1996</b>	5	Greg Norman (1992-96)
<b>1995</b>	4	Ben Crenshaw (1992-95); Lee Janzen (1992-95); Greg Norman (1992-95)

Season	Score / Stat	Details
<b>1994</b>	5	Fred Couples (1990-94)
<b>1993</b>	7	Paul Azinger (1987-93)
<b>1992</b>	6	Paul Azinger (1987-92)
<b>1991</b>	5	Paul Azinger (1987-91)
<b>1990</b>	4	Paul Azinger (1987-90)
<b>1989</b>	7	Curtis Strange (1983-89)
<b>1988</b>	6	Curtis Strange (1983-88)
<b>1987</b>	7	Tom Kite (1981-87)
<b>1986</b>	6	Tom Kite (1981-86)
<b>1985</b>	5	Hale Irwin (1981-85); Tom Kite (1981-85)
<b>1984</b>	4	Hale Irwin (1981-84); Tom Kite (1981-84)
<b>1983</b>	4	Johnny Miller (1980-83)
<b>1982</b>	6	Bruce Lietzke (1977-82); Tom Watson (1977-82)
<b>1981</b>	14	Lee Trevino (1968-81)
<b>1980</b>	13	Lee Trevino (1968-80)
<b>1979</b>	12	Lee Trevino (1968-79)
<b>1978</b>	17	Jack Nicklaus (1962-78)
<b>1977</b>	16	Jack Nicklaus (1962-77)
<b>1976</b>	15	Jack Nicklaus (1962-76)
<b>1975</b>	14	Jack Nicklaus (1962-75)
<b>1974</b>	13	Jack Nicklaus (1962-74)
<b>1973</b>	12	Jack Nicklaus (1962-73)
<b>1972</b>	11	Jack Nicklaus (1962-72)
<b>1971</b>	17	Arnold Palmer (1955-71)
<b>1970</b>	16	Arnold Palmer (1955-70)

## Holes-in-One, By Year (since 1971)

Season	Score / Stat	Details
<b>2018-19</b>	38	
<b>2017-18</b>	27	
<b>2016-17</b>	31	
<b>2015-16</b>	31	
<b>2014-15</b>	42	
<b>2013-14</b>	17	
<b>2013</b>	30	
<b>2012</b>	37	
<b>2011</b>	23	
<b>2010</b>	38	
<b>2009</b>	36	
<b>2008</b>	26	
<b>2007</b>	28	

Season	Score / Stat	Details
<b>2006</b>	25	
<b>2005</b>	31	
<b>2004</b>	34	
<b>2003</b>	32	
<b>2002</b>	40	
<b>2001</b>	27	
<b>2000</b>	31	
<b>1999</b>	27	
<b>1998</b>	27	
<b>1997</b>	31	
<b>1996</b>	39	
<b>1995</b>	35	
<b>1994</b>	44	

Season	Score / Stat	Details
<b>1993</b>	25	
<b>1992</b>	33	
<b>1991</b>	29	
<b>1990</b>	34	
<b>1989</b>	32	
<b>1988</b>	22	
<b>1987</b>	30	
<b>1986</b>	21	
<b>1985</b>	35	
<b>1984</b>	23	
<b>1983</b>	26	
<b>1982</b>	25	
<b>1981</b>	21	

Season	Score / Stat	Details
<b>1980</b>	21	
<b>1979</b>	25	
<b>1978</b>	32	
<b>1977</b>	17	
<b>1976</b>	17	
<b>1975</b>	18	
<b>1974</b>	17	
<b>1973</b>	26	
<b>1972</b>	24	
<b>1971</b>	8	

## Three Eagles in One Round

Season	Score / Stat	Details
<b>2018-19</b>	Chez Reavie (No. 10, No. 16, No. 6) Waialae CC, second round, Sony Open in Hawaii	
<b>2017-18</b>	Tommy Fleetwood, (No. 2, No. 13, No. 16), Glen Abbey GC, RBC Canadian Open	
	Keegan Bradley, (No. 2, No. 16, No. 18), Glen Abbey GC, RBC Canadian Open	
<b>2016-17</b>	None	
<b>2015-16</b>	None	
<b>2014-15</b>	Dustin Johnson, (No. 2, No. 8, No. 15), Augusta National GC, Masters Tournament	
	Eric Axley, (No. 16, No. 18, No. 3), Glen Abbey GC, RBC Canadian Open	
<b>2013-14</b>	Jim Herman, (No. 1, No. 9, No. 18) Torrey Pines (North Course), Farmers Insurance Open	
	Miguel Angel Carballo, (No. 6, No. 13, No. 15) TPC River Highlands, Travelers Championship	
<b>2012</b>	John Huh, (No. 1, No. 5, No. 14) Torrey Pines (North Course), first round, Farmers Insurance Open	
<b>2011</b>	Derek Lamely (No. 1, No. 5, No. 13) La Quinta CC, fourth round, Bob Hope Classic	
<b>2007</b>	Hunter Mahan (No. 11, No. 18, No. 9) Angus Glen GC (North Course), first round, Canadian Open	
	Bill Haas (No. 3, No. 9, No. 13) TPC Summerlin, first round, Frys.com Open	
	Joe Ogilvie (No. 3, No. 15, No. 16) TPC Summerlin second round, Frys.com Open	
<b>2006</b>	Arjun Atwal (No. 14, No. 16, No. 18) Torrey Pines GC (North Course), Buick Invitational	
	Bubba Watson (No. 6, No. 13, No. 15), Zurich Classic of New Orleans	
	Jason Gore (No. 10, No. 14, No. 17) John Deere Classic	
	Will MacKenzie (No. 11, No. 4, No. 9) Montreux G&CC, Reno-Tahoe Open	
	John Huston (No. 1, No. 11, No. 14), Palm Course, FUNAI Classic at Walt Disney World Resort	

Season	Score / Stat	Details
<b>2005</b>	Tag Ridings, (No. 12, No. 17, No. 18), Tamarisk CC, Bob Hope Chrysler Classic	
	Kevin Stadler, (No. 3, No. 14, No. 16), TPC Summerlin, Michelin Championship at Las Vegas	
<b>2004</b>	Harrison Frazer (No. 5, No. 7, No. 14), Indian Wells CC, Bob Hope Chrysler Classic	
<b>2003</b>	Davis Love III (No. 1, No. 14, No. 17), The INTERNATIONAL	
<b>2001</b>	Rocky Walcher, AT&T Pebble Beach National Pro-Am	
	Mathew Goggin, Invensys Classic at Las Vegas	
<b>1998</b>	Brian Kamm, Kemper Open	
<b>1995</b>	Tommy Tolles, Bell Canadian Open	
	John Adams, Buick Challenge	
<b>1994</b>	Davis Love III, Hawaiian Open	
	Dave Stockton, Jr., Walt Disney World/Oldsobile Classic	
<b>1992</b>	Dan Forsman, The Honda Classic	
	Don Pooley, H-E-B Texas Open	
<b>1990</b>	David Frost, Las Vegas Invitational	
<b>1981</b>	Bruce Lietzke, Hawaiian Open	
	Howard Twitty, Pensacola Open	

## Double Eagles (since 1970)

Season	Score / Stat
<b>2018-19</b>	Roger Sloan, AT&T Pebble Beach Pro-Am (Pebble Beach GL, No. 2)
	Harris English, THE PLAYERS Championship (TPC Sawgrass, No. 11)
	Russell Knox, Valspar Championship (Innisbrook Resort (Copperhead), No. 11)
	Emiliano Grillo, RBC Heritage (Harbour Town GL, No. 5)
	Shubhankar Sharma, the Memorial Tournament presented by Nationwide (Muirfield Village GC, No. 5)
<b>2017-18</b>	Kramer Hickok, RBC Canadian Open (Hamilton G&CC, No. 4)
	Lucas Glover, John Deere Classic (TPC Deere Run No. 10)
	Brooks Koepka, THE PLAYERS Championship (TPC Sawgrass, No. 16)
	Satoshi Kodaira, Fort Worth Invitational (Colonial CC, No. 1)
<b>2016-17</b>	Morgan Hoffmann, Safeway Open (Silverado Resort and Spa North, No. 18)
	Miguel Angel Carballo, Shriners Hospitals for Children Open (TPC Summerlin, No. 16)
	Rafa Cabrera Bello, THE PLAYERS Championship (TPC Sawgrass, No. 16)
	Johnson Wagner, Wyndham Championship (Sedgefield CC, No. 5)
<b>2015-16</b>	Tony Finau, Shriners Hospitals for Children Open (TPC Summerlin, No. 13)
	Jason Gore, Farmers Insurance Open (Torrey Pines GC South, No. 18)
	Gregory Bourdy (Coco Beach GCC, No. 2)
	Rhein Gibson, Barracuda Championship (Montreux G&CC, No. 18)
	Alex Redfield (RT) Trail Grand National No. 5)
<b>2014-15</b>	Daniel Berger, Arnold Palmer Invitational presented by MasterCard (Bay Hill Club, No. 6)
	Zach Johnson, Arnold Palmer Invitational presented by MasterCard (Bay Hill Club, No. 16)
<b>2013-14</b>	James Hahn, Sony Open in Hawaii (Waialae CC, No. 9)
	Trevor Immelman, Travelers Championship (TPC River Highlands, No. 13)
<b>2013</b>	Luke List, Farmers Insurance Open (Torrey Pines South, No. 13)
	Charl Schwartzel, RBC Canadian Open (Glen Abbey GC, No. 2)
<b>2012</b>	Joseph Bramlett, AT&T Pebble Beach National Pro-Am (Spyglass Hill GC, No. 11)
	Vaughn Taylor, Mayakoba Golf Classic (No. 7)
	Louis Oosthuizen, Masters Tournament (No. 2)
	Nick Watney, U.S. Open (No. 17)
<b>2011</b>	Alex Cejka, AT&T Pebble Beach National Pro-Am (Monterey Peninsula CC, No. 10)
	J.B. Holmes, Wells Fargo Championship (No. 15)
	Fabian Gomez, Wyndham Championship (No. 15)
<b>2010</b>	Carl Pettersson, Bob Hope Classic (La Quinta CC, No. 5)
	Steve Wheatcroft, St. Jude Classic (No. 3)
	Shaun Micheel, U.S. Open (Pebble Beach GL, No. 6)
	Shiv Kapur, Reno-Tahoe Open (No. 9)
	Vijay Singh, Deutsche Bank Championship (No. 2)
<b>2009</b>	Johnson Wagner, Viking Classic (No. 7)
	Matthew Borchert, Valero Texas Open (No. 14)
	Paul Lawrie, British Open (No. 7)
	John Senden, Deutsche Bank Championship (No. 2)
	Nicholas Thompson, Frys.com Open (No. 11)

Season	Score / Stat
<b>2008</b>	Daniel Chopra, Justin Timberlake Shriners Hospitals for Children Open (No. 9)
<b>2007</b>	Tim Petrovic, AT&T Pebble Beach National Pro-Am (Poppy Hills, No. 10)
	Nathan Green, Verizon Heritage (No. 2)
	Hunter Mahan, THE PLAYERS Championship (No. 11)
	Peter Lonard, THE PLAYERS Championship (No. 2)
	Stewart Cink, AT&T Classic (No. 6)
<b>2006</b>	Brian Gay, Nissan Open (No. 1)
	Geoff Ogilvy, The Honda Classic (No. 6)
	Jeff Overton, Barclays Classic (No. 18)
	Joey Sindelar, PGA Championship (No. 5)
<b>2005</b>	Tim Petrovic, Bob Hope Chrysler Classic (PGA West/Palmer Course, No. 11)
	Tag Ridings, Bob Hope Chrysler Classic (Tamarisk CC, No. 12)
	Dean Wilson, Barclays Classic (No. 9)
	Mathias Gronberg, U.S. Bank Championship (No. 6)
<b>2004</b>	John Daly, Bob Hope Chrysler Classic (PGA West/Palmer Course, No. 2)
	John Douma, Chrysler Classic of Tucson (No. 8)
	Gary Evans, The Open Championship (No. 4)
<b>2003</b>	James McLean, The Honda Classic (No. 17)
	Dave Stockton, Jr. 100th Western Open (No. 5)
<b>2002</b>	Deane Pappas, Bob Hope Chrysler Classic (Indian Wells CC, No. 18)
	Tim Petrovic, The Honda Classic (No. 16)
	Steve Lowery, The International, (No. 17)
	John Riegger, Michelob Championship at Kingsmill (No. 3)
<b>2001</b>	Andrew Magee, Phoenix Open, (No. 17)
	Jeff Maggert, The Open Championship, (No. 6)
	Greg Owen, The Open Championship, (No. 11)
	Jimmy Green, B.C. Open, (No. 12)
<b>2000</b>	Craig Parry, Invensys Classic at Las Vegas, (TPC Summerlin, No. 3)
<b>1999</b>	David Sutherland, The Honda Classic (No. 14)
	Craig Stadler, Shell Houston Open (No. 15)
	Bill Glasson, FedEx St. Jude Classic (No. 5)
	Frank Lickliter II, John Deere Classic (No. 2)
	Ernie Els, World Golf Championships?NEC Invitational (No. 2)
<b>1998</b>	Jim Gallagher, Jr., Southern Farm Bureau Classic (No. 5)
	Jerry Kelly, Bob Hope Chrysler Classic (Indian Wells CC, No. 14)
	Tommy Tolles, Touchstone Energy Tucson Open (No. 2)
	Charles Raulerson, Doral-Ryder Open (No. 1)
	Scott Dunlap, Kemper Open (No. 6)
<b>1997</b>	Carlos Franco, Memorial Tournament (No. 7)
	Woody Austin, Kemper Open (No. 6)
	David Duval, Tucson Chrysler Classic (No. 2)
	Peter Teravainen, Memorial Tournament (No. 11)
<b>1996</b>	Guy Hill, Bell Canadian Open (Glen Abbey GC, No. 18)
	Per-Ulrik Johansson, PGA Championship (Riviera CC, No. 11)
<b>1995</b>	J.L. Lewis, Greater Milwaukee Open (No. 4)
	Olin Browne, Northern Telecom Open (No. 2)
<b>1994</b>	Jeff Maggert, Masters Tournament (No. 13)
	Mike Donald, Texas Open (Oak Hills, No. 15)

Season	Score / Stat
<b>1993</b>	Massy Kuramoto, Deposit Guaranty Golf Classic (No. 3)
	Tom Sieckmann, Kmart Greater Greensboro Open (No. 9)
	Bobby Wadkins, Memorial Tournament (No. 15)
	Darrell Kestner, PGA Championship (No. 13)
<b>1992</b>	Mark O'Meara, Bob Hope Chrysler Classic (Indian Wells, No. 18)
	Billy Andrade, Nissan Las Vegas Open (Las Vegas CC, No. 2)
<b>1991</b>	Payne Stewart, AT&T Pebble Beach National Pro-Am (Spyglass Hill, No. 7)
	Mark Brooks, Kemper Open (No. 6)
	Lon Hinkle, Anheuser-Busch Golf Classic (No. 13)
	John Daly, Centel Western Open (No. 5)
	Davis Love III, World Series of Golf (No. 2)
<b>1990</b>	Tom Pernice, Phoenix Open (No. 15)
	Gary Koch, Anheuser-Busch Golf Classic (No. 3)
	Steve Pate, The International (No. 17)
	Jim Gallagher, Jr., The International (No. 17)
	Greg Bruckner, Southern Open (No. 18)
<b>1989</b>	Bill Britton, Anheuser-Busch Golf Classic (No. 3)
<b>1988</b>	Mike Reid, Los Angeles Open (No. 1)
	Jim Booros, Provident Classic (No. 17)
<b>1987</b>	David Edwards, Shearson Lehman Brothers/Andy Williams San Diego Open (Torrey Pines South, No. 17)
	Dan Halldorson, Provident Classic (No. 8)
<b>1986</b>	Mike Hulbert, AT&T Pebble Beach National Pro-Am (Cypress Point, No. 10)
<b>1985</b>	T.C. Chen, U.S. Open (No. 2)
<b>1984</b>	Hal Sutton, Byron Nelson Golf Classic (No. 7)
	John Adams, Canadian Open (No. 16)
<b>1983</b>	None
<b>1982</b>	Bob Gilder, Manufacturers Hanover Westchester Classic (No. 18)
	Pat McGowan, Walt Disney World Golf Classic (Palm Course, No. 1)
<b>1981</b>	Jim Thorpe, Lajet Classic
<b>1980</b>	Bruce Lietzke, Jackie Gleason's Inverrary Classic
	Fred Marti, Greater Milwaukee Open
	Stanton Altgelt, Philadelphia-IVB Golf Classic
<b>1979</b>	Rik Massengale, Joe Garagiola Tucson Open
	Bob Murphy, Tallahassee Open
<b>1978</b>	Terry Mauney, Hawaiian Open
	George Burns, Colonial National Invitational
	Jim Nelford, Atlanta Classic
	Tommy Valentine, Atlanta Classic
<b>1977</b>	Joe Imman, Bob Hope Desert Classic (La Quinta GC)
<b>1976</b>	Lyn Lott, World Open Golf Championship (No. 16)
<b>1975</b>	Lee Elder, Greater Greensboro Open
	Miller Barber, Canadian Open
<b>1974</b>	George Knudson, Bob Hope Desert Classic (Indian Wells CC)
<b>1973</b>	Larry Wise, Greater Greensboro Open
	Jerry Heard, Greater Milwaukee Open
<b>1972</b>	Bob Murphy, Bing Crosby National Pro-Am (Pebble Beach GL, No. 2)
	Roy Pace, Houston Open (No. 13)
<b>1971</b>	Rod Curl, Greater Greensboro Open
	Larry Ziegler, Westchester Classic (No. 12)
<b>1970</b>	Rod Curl, Danny Thomas Memphis Classic (No. 16)
	Mike Hill, AVCO Classic

## Longest Birdie Streak

Season	Score / Stat	Details
<b>2018-19</b>	7	Xander Schauffele (Nos. 15-3, fourth round, Nine Bridges) THE CJ CUP @ NINE BRIDGES; Ryan Palmer, (Nos. 12-18, fourth round, Nine Bridges) THE CJ CUP @ NINE BRIDGES; Jason Dufner, (Nos. 17-5, fourth round, El Camaleon GC) Mayakoba Golf Classic
<b>2017-18</b>	7	Kiradech Aphibarnrat (Nos. 16-4, first round, Sheshan International GC) World Golf Championships-HSBC Championships; Lanto Griffin, (Nos. 9-15, second round, Nicklaus Tournament Course) CareerBuilder Challenge
<b>2016-17</b>	7	Kevin Tway (Nos. 16-4, second round, TPC Deere Run) John Deere Classic
<b>2015-16</b>	7	Fabian Gomez (Nos. 6-12, fourth round, Waialae CC) Sony Open in Hawaii; Jim Furyk (Nos. 6-12, fourth round, TPC River Highlands) Travelers Championship; Jim Herman, (Nos. 16-4, first round, TPC Boston) Deutsche Bank Championship
<b>2014-15</b>	7	Danny Lee (Nos. 3-9, fourth round, El Camaleon GC) OHL Classic at Mayakoba; Tony Finau (Nos. 12-18, second round, PGA West Nicklaus Course) Humana Challenge in partnership with the Clinton Foundation; Bill Haas (Nos. 2-8, second round, La Quinta CC) Humana Challenge in partnership with the Clinton Foundation; James Hahn (Nos. 14-2, fourth round, PGA West Palmer Course Humana Challenge in partnership with the Clinton Foundation; Scott Stallings (Nos. 2-8, fourth round, TPC Louisiana) Zurich Classic of New Orleans
<b>2013-14</b>	7	Troy Matteson (Nos. 9-15, final round, TPC Summerlin) Shriners Hospitals for Children Open; Jason Gore (Nos. 12-18), third round, Trump National GC-Puerto Rico Puerto Rico Open; Kevin Streelman (Nos. 12-18), final round, TPC River Highlands) Travelers Championship; Sergio Garcia (Nos. 12-18), second round, Firestone CC) World Golf Championships-Bridgestone Invitational
<b>2013</b>	7	Brandt Snedeker (Nos. 13-1, first round, Conway Farms GC), BMW Championship
<b>2012</b>	7	Louis Oosthuizen, (Nos. 4-10, third round, TPC Boston) Deutsche Bank Championship
<b>2011</b>	8	Chris Stroud, (Nos. 9-16, second round, El Camaleon GC) Mayakoba Golf Classic
	8	Scott Piercy, (Nos. 2-9), third round, Montreux G&CC) Reno-Tahoe Open
<b>2010</b>	6	Matt Every, (Nos. 17-4, first round, TPC Scottsdale) Waste Management Phoenix Open; Phil Mickelson, (Nos. 11-16, fourth round, Redstone GC Tournament Course) Shell Houston Open; Scott Piercy, (Nos. 18-5, second round, TPC San Antonio) Valero Texas Open; Matt Every, (Nos. 17-4, fourth round, TPC Deere Run) John Deere Classic; Luke Donald, (Nos. 1-6, fourth round, Ridgewood CC) The Barclays; Charlie Wi, (Nos. 14-1, second round, TPC Boston) Deutsche Bank Championship; Spencer Levin, (Nos. 11-16, second round, TPC Summerlin) Justin Timberlake Shriners Hospitals for Children Open; Cameron Beckman, (Nos. 1-6, third round, TPC Summerlin) Justin Timberlake Shriners Hospitals for Children Open; Ryan Palmer, (Nos. 10-15, fourth round, Magnolia) Children's Miracle Network Classic
<b>2009</b>	9	Mark Calcavecchia, (Nos. 12-2, second round, Glen Abbey GC) RBC Canadian Open
<b>2008</b>	6	Shigeaki Maruyama, (Nos. 4-9, first round, The Classic Club) Bob Hope Chrysler Classic; Kenny Perry, (Nos. 6-11, fourth round, PGA West/Palmer Course) Bob Hope Chrysler Classic; Stuart Appleby, (Nos. 14-1/first round/Torrey Pines GC, North Course) Buick Invitational; Dudley Hart, (Nos. 3-8, second round, PGA National GC, Champion Course) The Honda Classic; Aaron Baddeley, (Nos. 3-8, fourth round, Doral Golf Resort & Spa) World Golf Championships-CA Championship; Steve Stricker, (Nos. 5-10, fourth round, Doral Golf Resort & Spa) World Golf Championships-CA Championship; Kenny Perry, (Nos. 11-16, first round, Muirfield Village GC) the Memorial Tournament; Charles Warren, (Nos. 12-17, first round, Warwick Hills G&CC) Buick Open; Lucas Glover, (Nos. 12-17, fourth round, Warwick Hills G&CC) Buick Open; Kevin Stadler, (Nos. 2-7, second round, Grayhawk GC, Raptor) Frys.com Open; Kevin Streelman, (Nos. 8-13, first round, Magnolia) Children's Miracle Network Classic
<b>2007</b>	7	Mark Wilson (Nos. 3-9, third round) the Memorial Tournament; Stephen Ames (Nos. 1-7, second round, Palm) Children's Miracle Network Classic
<b>2006</b>	7	J.J. Henry (Nos. 9-15, second round), FBR Open
<b>2005</b>	7	Joe Durant (Nos. 1-7, fourth round), The Honda Classic; Tiger Woods (Nos. 7-13, third round), Masters Tournament
<b>2004</b>	7	Vijay Singh (Nos. 12-18, second round), Mercedes Championships; Bob Estes (Nos. 12-18, second round), FedEx St. Jude Classic; Neal Lancaster (Nos. 15-3, first round), U.S. Bank Championship in Milwaukee
<b>2003</b>	8	Jerry Kelly (Nos. 7-14, third round), Las Vegas Invitational
<b>2002</b>	8	J.P. Hayes, Bob Hope Chrysler Classic
<b>2001</b>	6	Brad Elder, Spike McRoy, AT&T Pebble Beach National Pro-Am; Robert Allenby, Bob Hope Chrysler Classic; Billy Mayfair, Bob Hope Chrysler Classic; Joe Durant, Bob Hope Chrysler Classic; J.L. Lewis, Bob Hope Chrysler Classic; Mark Wiebe, Bob Hope Chrysler Classic; Stuart Appleby, Kemper Insurance Open; Brian Claar, Greater Milwaukee Open; Trevor Dodds, B.C. Open; Billy Mayfair, Buick Open; Davis Love III, Invensys Classic at Las Vegas
<b>2000</b>	8	Edward Fryatt, Doral-Ryder Open
<b>1999</b>	7	Steve Pate, Masters Tournament; Ted Tryba, Buick Open
<b>1998</b>	6	David Toms, Masters Tournament
<b>1997</b>	6	John Cook, Bob Hope Chrysler Classic; Don Pooley, Bob Hope Chrysler Classic; Brian Claar, United Airlines Hawaiian Open; Glen Day, MCI Classic; David Ogren, MasterCard Colonial; David Sutherland, B.C. Open
<b>1996</b>	7	Greg Norman, Mercedes Championships; Kirk Triplett, Buick Invitational
<b>1995</b>	7	Jay Delsing, FedEx St. Jude Classic

Season	Score / Stat	Details
<b>1994</b>	7	Keith Clearwater, Southwestern Bell Colonial
<b>1992</b>	6	Gil Morgan, Bob Hope Chrysler Classic; Ed Fiori, Phoenix Open Invitational; Mark Calcavecchia, Masters Tournament; Fred Funk, Shell Houston Open; Tom Kite, BellSouth Classic; Andy Dillard, U.S. Open; Andy Bean, Chattanooga Classic
<b>1991</b>	6	Mark Lye, Phoenix Open Invitational; Bill Sander, Shearson Lehman Brothers Open; Mark Brooks, Kmart Greater Greensboro Open; Karl Kimball, Greater Milwaukee Open; Chip Beck, Las Vegas Invitational
<b>1990</b>	7	Steve Elkington, Bob Hope Chrysler Classic; Scott Verplank, Greater Milwaukee Open
<b>1989</b>	7	Wayne Grady, Shearson Lehman Hutton Open
<b>1988</b>	7	Nick Faldo, Tournament of Champions
<b>1987</b>	8	Dewey Amette, Buick Open
<b>1986</b>	6	Doug Tewell, Los Angeles Open; Don Pooley, USF&G Classic; Dave Rummells, Tournament Players Championship; Jack Nicklaus, Memorial Tournament; Kenny Knox, Buick Open; Mark Calcavecchia, Greater Milwaukee Open
<b>1985</b>	7	Hubert Green, Western Open
<b>1984</b>	7	Tommy Valentine, Georgia-Pacific Atlanta Golf Classic; Mike McCullough, Canadian Open; Rod Nuckolls, Buick Open
<b>1983</b>	6	Bill Kratzert, Glen Campbell Los Angeles Open; Mike Sullivan, Buick Open; David Graham, Buick Open
<b>1982</b>	7	Scott Hoch, Bob Hope Desert Classic
<b>1981</b>	6	Tom Kite, Pensacola Open
<b>1980</b>	7	George Burns, Manufacturers Hanover Westchester Classic; John Fought, Buick-Goodwrench Open
<b>1979</b>	7	John Mahaffey, Bob Hope Desert Classic
<b>1978</b>	6	Bob Gilder, Doral-Eastern Open Invitational
<b>1977</b>	7	Bobby Walzel, Pensacola Open
<b>1976</b>	8	Fuzzy Zoeller, Ed McMahon-Jaycees Quad City Open
<b>1975</b>	6	Johnny Miller, Masters Tournament
<b>1974</b>	6	Gary McCord, Bing Crosby National Pro-Am; Mike McCullough, Bob Hope Classic; Ben Crenshaw, San Diego Open
<b>1973</b>	6	Dan Sikes, Westchester Classic; Hale Irwin, World Open Golf Championship
<b>1972</b>	7	Bert Yancey, Walt Disney World Open Invitational
<b>1971</b>	6	Gibby Gilbert, Westchester Classic
<b>1970</b>	6	Frank Beard, Tournament of Champions; Wilf Homenuik, Azalea Open

## Low Start by a Winner

Season	Score / Stat	Details
<b>2018-19</b>	63 (9-under)	Adam Long, Desert Classic; Justin Rose, Farmers Insurance Open; Nate Lashley, Rocket Mortgage Classic
	63 (8-under)	J.B. Holmes, Genesis Open
	63 (7-under)	Matt Kuchar, Sony Open in Hawaii; Brooks Koepka, PGA Championship
<b>2017-18</b>	59 (11-under)	Brandt Snedeker, Wyndham Championship
<b>2016-17</b>	59 (11-under)	Justin Thomas, Sony Open in Hawaii
<b>2015-16</b>	63 (9-under)	Jason Day, THE PLAYERS Championship
	63 (7-under)	Sergio Garcia, AT&T Byron Nelson
<b>2014-15</b>	61 (10-under)	Jason Day, BMW Championship
<b>2013-14</b>	63 (9-under)	Ryan Moore, CIMB Classic; Patrick Reed, Humana Challenge; Martin Kaymer, THE PLAYERS Championship
	63 (8-under)	Brian Harman, John Deere Classic
	63 (7-under)	Ben Crane, FedEx St. Jude Classic; Camilo Villegas, Wyndham Championship
<b>2013</b>	60 (11-under)	Phil Mickelson, Waste Management Phoenix Open
<b>2012</b>	61 (10-under)	Ryan Moore, Justin Timberlake Shriners Hospitals for Children Open
<b>2011</b>	62 (8-under)	David Toms, Crowne Plaza Invitational at Colonial; Adam Scott, World Golf Championships-Bridgestone Invitational
<b>2010</b>	60 (11-under)	Steve Stricker, John Deere Classic
<b>2009</b>	61 (11-under)	Pat Perez, The 50th Bob Hope Classic
	61 (9-under)	Kenny Perry, Travelers Championship
<b>2008</b>	62 (10-under)	Marc Turnesa, Justin Timberlake Shriners Hospitals for Children Open
	63 (9-under)	Johnson Wagner, Shell Houston Open
	63 (7-under)	Richard S. Johnson, U.S. Bank Championship in Milwaukee
<b>2007</b>	62 (8-under)	Fred Funk, Mayakoba Golf Classic; Hunter Mahan, Travelers Championship
<b>2006</b>	61 (9-under)	Corey Pavin, U.S. Bank Championship
<b>2005</b>	62 (10-under)	Phil Mickelson, AT&T Pebble Beach National Pro-Am
	62 (9-under)	Peter Lonard, MCI Heritage
	62 (8-under)	Justin Leonard, FedEx St. Jude Classic; Ben Crane, U.S. Bank Championship; Robert Gamez, Valero Texas Open; Bart Bryant, TOUR Championship
<b>2004</b>	63 (9-under)	Vijay Singh, Buick Open
	63 (7-under)	Stewart Cink, World Golf Championships-NEC Invitational
<b>2003</b>	62 (10-under)	Stuart Appleby, Las Vegas Invitational
<b>2002</b>	63 (8-under)	K.J. Choi, Tampa Bay Classic
<b>2001</b>	61 (10-under)	Bob Estes, FedEx St. Jude Classic
<b>2000</b>	63 (8-under)	Tom Lehman, Phoenix Open
	63 (7-under)	Paul Azinger, Sony Open in Hawaii
<b>1999</b>	65 (7-under)	Jesper Parnevik, Greater Greensboro Chrysler Classic
	65 (6-under)	Carlos Franco, Greater Milwaukee Open
<b>1998</b>	63 (9-under)	John Huston, United Airlines Hawaiian Open
<b>1997</b>	62 (10-under)	Steve Jones, Phoenix Open Invitational
<b>1996</b>	62 (10-under)	Tim Herron, The Honda Classic
<b>1995</b>	63 (9-under)	Kenny Perry, Bob Hope Chrysler Classic; Woody Austin, Buick Open

Season	Score / Stat	Details
<b>1994</b>	62 (9-under)	Bob Estes, Texas Open
<b>1993</b>	63 (9-under)	Howard Twitty, United Airlines Hawaiian Open
	63 (8-under)	Jim Gallagher, Jr., TOUR Championship
<b>1992</b>	62 (8-under)	David Frost, Hardee's Golf Classic
<b>1991</b>	63 (9-under)	Mark Brooks, Greater Milwaukee Open
<b>1990</b>	61 (9-under)	Jose Maria Olazabal, NEC World Series of Golf
<b>1989</b>	64 (8-under)	Greg Norman, Greater Milwaukee Open
<b>1988</b>	62 (10-under)	Bob Lohr, Walt Disney World/Oldsmobile Classic
<b>1987</b>	64 (8-under)	Mike Reid, Seiko Tucson Open
<b>1986</b>	64 (7-under)	Hal Sutton, Phoenix Open Invitational
<b>1985</b>	63 (8-under)	Lanny Wadkins, Glen Campbell Los Angeles Open
<b>1984</b>	64 (6-under)	Peter Jacobsen, Colonial National Invitational
<b>1983</b>	63 (9-under)	Fuzzy Zoeller, Panasonic Las Vegas Pro-Celebrity Classic
<b>1982</b>	63 (8-under)	Tim Norris, Sammy Davis Jr.-Greater Hartford Open
	63 (7-under)	Jay Haas, Texas Open
<b>1981</b>	65 (7-under)	Bruce Lietzke, Bob Hope Desert Classic
	65 (6-under)	Hale Irwin, Buick Open; David Graham, Phoenix Open Invitational; Morris Hatafsky, Hall of Fame Tournament
<b>1980</b>	63 (7-under)	Bruce Lietzke, Colonial National Invitational; Jack Nicklaus, U.S. Open; Scott Hoch, Quad Cities Open
<b>1979</b>	61 (11-under)	Jerry McGee, Kemper Open
<b>1978</b>	63 (9-under)	Tom Watson, Joe Garagiola Tucson Open
<b>1977</b>	64 (8-under)	Rik Massengale, Bob Hope Desert Classic
	64 (6-under)	Jerry Pate, Southern Open
<b>1976</b>	63 (8-under)	David Graham, American Express Westchester Classic
<b>1975</b>	64 (8-under)	Johnny Miller, Bob Hope Desert Classic
<b>1974</b>	62 (10-under)	Johnny Miller, Dean Martin Tucson Open
<b>1973</b>	64 (8-under)	Lee Trevino, Doral-Eastern Open
<b>1972</b>	64 (7-under)	Dave Hill, Monsanto Open
<b>1971</b>	64 (8-under)	Arnold Palmer, Westchester Classic
	64 (7-under)	Dave Eichelberger, Greater Milwaukee Open
<b>1970</b>	63 (7-under)	Dave Hill, Danny Thomas Memphis Classic

## High Start by a Winner

Season	Score / Stat	Details
<b>2018-19</b>	73 (1-over)	Graeme McDowell, Corales Puntacana Resort & Club Championship
<b>2017-18</b>	75 (5-over)	Brooks Koepka, U.S. Open
<b>2016-17</b>	73 (2-over)	Justin Thomas, PGA Championship
	73 (1-over)	Cody Gribble, Sanderson Farms Championship
<b>2015-16</b>	73 (1-over)	Brandt Snedeker, Farmers Insurance Open; Jhonattan Vegas, RBC Canadian Open
<b>2014-15</b>	73 (1-over)	Jason Day, Farmers Insurance Open
<b>2013-14</b>	74 (3-over)	Justin Rose, Quicken Loans National
<b>2013</b>	73 (2-over)	Kevin Streelman, Tampa Bay Championship
<b>2012</b>	72 (2-over)	Webb Simpson, U.S. Open
	72 (1-over)	Bill Haas, Northern Trust Open; Tiger Woods, AT&T National
<b>2011</b>	72 (even)	Scott Piercy, Reno-Tahoe Open
<b>2010</b>	73 (1-over)	Bill Lunde, Turning Stone Championship
<b>2009</b>	73 (3-over)	Phil Mickelson, TOUR Championship
	73 (1-over)	Y.E. Yang, PGA Championship
<b>2008</b>	74 (4-over)	Padraig Harrington, The Open Championship
<b>2007</b>	75 (4-over)	Mark Calcavecchia, PODS Championship
<b>2006</b>	72 (2-over)	Jeff Maggert, FedEx St. Jude Classic
	72 (even)	Luke Donald, The Honda Classic
<b>2005</b>	74 (2-over)	Phil Mickelson, BellSouth Classic; Tiger Woods, Masters Tournament
	74 (1-over)	Stuart Appleby, Mercedes Championships
<b>2004</b>	74 (2-over)	Vijay Singh, Shell Houston Open
<b>2003</b>	73 (1-over)	Ben Crane, BellSouth Classic
<b>2002</b>	73 (even)	Sergio Garcia, Mercedes Championships
	73 (2-over)	Dan Forsman, SEI Pennsylvania Classic
<b>2001</b>	73 (2-over)	Robert Allenby, Nissan Open; Mike Weir, TOUR Championship
<b>2000</b>	72 (even)	Vijay Singh, Masters Tournament; Tiger Woods, Bell Canadian Open
<b>1999</b>	73 (2-over)	Paul Lawrie, The Open Championship
<b>1998</b>	74 (2-over)	Mark O'Meara, Masters Tournament
<b>1997</b>	75 (3-over)	Jeff Sluman, Tucson Chrysler Classic
<b>1996</b>	75 (3-over)	Mark O'Meara, Greater Greensboro Chrysler Classic
<b>1995</b>	73 (3-over)	Greg Norman, NEC World Series of Golf
	73 (1-over)	Payne Stewart, Shell Houston Open; Billy Mayfair, Motorola Western Open

## Low Finish by a Winner

Season	Score / Stat	Details
<b>2018-19</b>	61 (9-under)	Rory McIlroy, RBC Canadian Open
<b>2017-18</b>	62 (8-under)	Francesco Molinari, Quicken Loans National
<b>2016-17</b>	61 (9-under)	Hideki Matsuyama, World Golf Championships-Bridgestone Invitational
<b>2015-16</b>	61 (10-under)	Smylie Kaufman, Shriners Hospitals for Children Open
<b>2014-15</b>	62 (8-under)	Jason Day, The Barclays
<b>2013-14</b>	63 (7-under)	Jimmy Walker, Sony Open in Hawaii; Camilo Villegas, Wyndham Championship
<b>2013</b>	63 (10-under)	Dustin Johnson, Hyundai Tournament of Champions
	63 (9-under)	Brian Gay, Humana Challenge; Martin Laird, Valero Texas Open
	63 (7-under)	Russell Henley, Sony Open in Hawaii
<b>2012</b>	60 (10-under)	Tommy Gainey, The McGladrey Classic
<b>2011</b>	63 (7-under)	Ben Crane, The McGladrey Classic
<b>2010</b>	59 (11-under)	Stuart Appleby, The Greenbrier Classic
<b>2009</b>	63 (7-under)	Kenny Perry, Travelers Championship
<b>2008</b>	63 (8-under)	Vijay Singh, Deutsche Bank Championship
	63 (7-under)	Cameron Beckman, Frys.com Open
<b>2007</b>	62 (8-under)	Woody Austin, Stanford St. Jude Championship
<b>2006</b>	63 (9-under)	Kirk Triplett, Chrysler Classic of Tucson
	63 (8-under)	Tiger Woods, Deutsche Bank Championship
<b>2005</b>	61 (9-under)	Brad Faxon, Buick Championship
<b>2004</b>	62 (10-under)	Ryan Palmer, FUNAI Classic at Walt Disney World Resort
<b>2003</b>	62 (10-under)	J.L. Lewis, 84 Lumber Classic of Pennsylvania
<b>2002</b>	62 (10-under)	Phil Tataurangi, Invensys Classic at Las Vegas
<b>2001</b>	63 (9-under)	Davis Love III, AT&T Pebble Beach National Pro-Am; Bob Estes, Invensys Classic at Las Vegas
	63 (7-under)	Sergio Garcia, MasterCard Colonial
<b>2000</b>	62 (10-under)	Duffy Waldorf, National Car Rental Golf Classic
<b>1999</b>	59 (13-under)	David Duval, Bob Hope Chrysler Classic
<b>1998</b>	64 (8-under)	Scott Simpson, Buick Invitational; David Duval, Shell Houston Open
<b>1997</b>	63 (9-under)	John Cook, Bob Hope Chrysler Classic
<b>1996</b>	63 (8-under)	Fred Funk, B.C. Open
<b>1995</b>	61 (10-under)	Hal Sutton, B.C. Open

Season	Score / Stat	Details
<b>1994</b>	74 (2-over)	Jose Maria Olazabal, Masters Tournament
<b>1993</b>	75 (3-over)	Phil Mickelson, Buick Invitational
<b>1992</b>	73 (1-over)	Greg Norman, Canadian Open
<b>1991</b>	73 (1-over)	Ian Woosnam, USF&G Classic
<b>1990</b>	72 (even)	David Ishii, Hawaiian Open
<b>1989</b>	76 (4-over)	Steve Jones, Bob Hope Chrysler Classic; Mike Sullivan, Independent Insurance Agent Open
<b>1988</b>	73 (1-over)	Curtis Strange, Memorial Tournament
<b>1987</b>	75 (3-over)	Lanny Wadkins, Doral-Ryder Open
<b>1986</b>	75 (5-over)	Raymond Floyd, U.S. Open
<b>1985</b>	72 (even)	Bernhard Langer, Masters Tournament; Bill Glasson, Kemper Open
<b>1984</b>	73 (1-over)	Greg Norman, Canadian Open
<b>1983</b>	75 (4-over)	Larry Nelson, U.S. Open
<b>1982</b>	75 (3-over)	Craig Stadler, Masters Tournament
<b>1981</b>	74 (2-over)	Ed Fiori, Western Open
<b>1980</b>	74 (2-over)	Raymond Floyd, Doral-Eastern Open Invitational
<b>1979</b>	76 (4-over)	Fuzzy Zoeller, Andy Williams-San Diego Open
<b>1978</b>	76 (4-over)	Bruce Lietzke, Canadian Open
<b>1977</b>	72 (even)	Mark Hayes, Tournament Players Championship; Jack Nicklaus, Memorial Tournament; Al Geiberger, Danny Thomas Memphis Open
<b>1976</b>	75 (3-over)	Ben Crenshaw, Bing Crosby National Pro-Am
<b>1975</b>	74 (3-over)	Lou Graham, U.S. Open
<b>1974</b>	73 (3-over)	Hale Irwin, U.S. Open; Lee Trevino, PGA Championship
<b>1973</b>	73 (2-over)	Rod Funseth, Glen Campbell Los Angeles Open
<b>1972</b>	73 (1-over)	Gary Player, Greater New Orleans Open
<b>1971</b>	75 (4-over)	Buddy Allin, Greater Greensboro Open
<b>1970</b>	76 (4-over)	Pete Brown, Andy Williams-San Diego Open

Season	Score / Stat	Details
<b>1994</b>	64 (7-under)	Bill Glasson, Phoenix Open Invitational
	64 (6-under)	Nick Price, Southwestern Bell Colonial
<b>1993</b>	62 (10-under)	Tom Kite, Bob Hope Chrysler Classic
	62 (8-under)	Fulton Allem, World Series of Golf
<b>1992</b>	62 (10-over)	Davis Love III, Kmart Greater Greensboro Open; John Huston, Walt Disney World/Oldsmobile Classic
<b>1991</b>	64 (8-under)	Mark Brooks, Kmart Greater Greensboro Open; Mark O'Meara, Walt Disney World/Oldsmobile Classic
	64 (7-under)	Bruce Fleisher, New England Classic
	64 (6-under)	Tom Purtzer, Southwestern Bell Colonial; D. A. Weibring, Hardee's Golf Classic; Dillard Pruitt, Chattanooga Classic
<b>1990</b>	62 (10-under)	Greg Norman, Doral-Ryder Open
<b>1989</b>	63 (9-under)	Bill Britton, Beatrice Western Open
<b>1988</b>	64 (8-under)	Tom Purtzer, Southwest; Chip Beck, USF&G Classic
<b>1987</b>	63 (9-under)	Larry Nelson, Walt Disney World/Oldsmobile Classic
<b>1986</b>	62 (9-under)	Mac O'Grady, Canon Sammy Davis Jr.-Greater Hartford Open
<b>1985</b>	63 (9-under)	Lanny Wadkins, Walt Disney World/Oldsmobile Classic
<b>1984</b>	63 (8-under)	Gary Koch, Bay Hill Classic; Ronnie Black, Anheuser-Busch Golf Classic
<b>1983</b>	63 (9-under)	Calvin Peete, Georgia-Pacific Atlanta Golf Classic
<b>1982</b>	63 (7-under)	Payne Stewart, Miller High-Life Quad Cities Open
	65 (7-under)	Lanny Wadkins, Buick Open
<b>1981</b>	62 (9-under)	Ron Streck, Michelob Houston Open
<b>1980</b>	65 (5-under)	Lee Trevino, San Antonio Texas Open; Tom Watson, World Series of Golf
<b>1979</b>	64 (7-under)	Lou Graham, IVB-Philadelphia Golf Classic
<b>1978</b>	62 (8-under)	Ron Streck, San Antonio Texas Open
<b>1977</b>	64 (6-under)	Mike Hill, Ohio Kings Island Open
<b>1976</b>	63 (9-under)	Johnny Miller, Bob Hope Desert Classic
	63 (7-under)	Jerry Pate, Canadian Open
<b>1975</b>	61 (11-under)	Johnny Miller, Dean Martin Tucson Open
<b>1974</b>	64 (7-under)	Dave Stockton, Quad Cities Open
	65 (7-under)	Hubert Green, Bob Hope Desert Classic; Lee Trevino, Greater New Orleans Open; Dave Hill, Houston Open
<b>1973</b>	63 (8-under)	Johnny Miller, U.S. Open
<b>1972</b>	64 (8-under)	Grier Jones, Hawaiian Open; Jack Nicklaus, Walt Disney World Open Invitational
<b>1971</b>	65 (7-under)	George Archer, Andy Williams-San Diego Open
	65 (6-under)	Miller Barber, Phoenix Open Invitational; Bobby Mitchell, Cleveland Open Invitational
<b>1970</b>	63 (8-under)	George Knudson, Robinson Open Golf Classic

## High Finish by a Winner

Season	Score / Stat	Details
<b>2018-19</b>	74 (4-over)	Brooks Koepka, PGA Championship
	74 (3-over)	Rickie Fowler, Waste Management Phoenix Open
<b>2017-18</b>	73 (1-over)	Webb Simpson, THE PLAYERS Championship
<b>2016-17</b>	71 (1-over)	Rickie Fowler, The Honda Classic
	71 (even)	Dustin Johnson, Genesis Open; Adam Hadwin, Valspar Championship
<b>2015-16</b>	70 (even)	Adam Scott, The Honda Classic
<b>2014-15</b>	73 (1-over)	Sangmoon Bae, Frys.com Open
<b>2013-14</b>	76 (4-over)	Steven Bowditch, Valero Texas Open
<b>2013</b>	72 (even)	Tiger Woods, Farmers Insurance Open
<b>2012</b>	72 (2-over)	Zach Johnson, Crowne Plaza Invitational at Colonial
	72 (even)	Ben Curtis, Valero Texas Open
<b>2011</b>	75 (3-over)	Martin Laird, Arnold Palmer Invitational
<b>2010</b>	74 (3-over)	Graeme McDowell, U.S. Open
	74 (2-over)	Dustin Johnson, AT&T Pebble Beach National Pro-Am
<b>2009</b>	73 (3-over)	Lucas Glover, U.S. Open
<b>2008</b>	75 (3-over)	Trevor Immelman, Masters Tournament
<b>2007</b>	73 (1-over)	Tiger Woods, World Golf Championships-CA Championship; Steve Flesch, Turning Stone Resort Championship
<b>2006</b>	72 (2-over)	Geoff Ogilvy, U.S. Open
	72 (1-over)	Rory Sabbatini, Nissan Open
	72 (even)	Arron Oberholser, AT&T Pebble Beach National Pro-Am; Tiger Woods, Buick Invitational; Rod Pampling, Bay Hill Invitational
<b>2005</b>	75 (4-over)	Peter Lonard, MCI Heritage
<b>2004</b>	76 (4-over)	Vijay Singh, PGA Championship
<b>2003</b>	73 (1-over)	David Toms, Wachovia Championship
<b>2002</b>	73 (2-over)	Justin Leonard, WORLDCOM CLASSIC
<b>2001</b>	73 (1-over)	Scott McCarron, BellSouth Classic
<b>2000</b>	72 (even)	Robert Allenby, Shell Houston Open
<b>1999</b>	73 (1-over)	David Duval, THE PLAYERS Championship; Tiger Woods, National Car Rental Golf Classic at Walt Disney World Resort
<b>1998</b>	73 (1-over)	David Duval, Tucson Chrysler Classic; Ernie Els, Bay Hill Invitational
<b>1997</b>	71 (1-under)	Mark O'Meara, Buick Invitational; Stuart Appleby, The Honda Classic
<b>1996</b>	72 (even)	David Ogren, La Cantera Texas Open
<b>1995</b>	73 (3-over)	Billy Mayfair, TOUR Championship
	73 (2-over)	Fred Funk, Ideon Classic at Pleasant Valley

Season	Score / Stat	Details
<b>1994</b>	74 (2-over)	Johnny Miller, AT&T Pebble Beach National Pro-Am
<b>1993</b>	71 (1-over)	Scott Simpson, GTE Byron Nelson Golf Classic
	71 (1-under)	Brett Ogle, AT&T Pebble Beach National Pro-Am
<b>1992</b>	72 (even)	Steve Elkington, Tournament of Champions; Tom Kite, U.S. Open; David Frost, Hardee's Golf Classic
<b>1991</b>	75 (3-over)	Steve Pate, The Honda Classic
<b>1990</b>	72 (even)	Mark O'Meara, AT&T Pebble Beach National Pro-Am; David Ishii, Hawaiian Open; Dan Forsman, Shearson Lehman
<b>1989</b>	72 (1-over)	Wayne Grady, Manufacturers Hanover Westchester Classic
<b>1988</b>	74 (2-over)	Steve Jones, AT&T Pebble Beach National Pro-Am; Curtis Strange, Nabisco Championship
<b>1987</b>	72 (1-over)	Paul Azinger, Canon Sammy Davis Jr.-Hartford Open
	72 (even)	Larry Nelson, PGA Championship
<b>1986</b>	71 (1-over)	Dan Pohl, World Series of Golf
	71 (even)	Hal Sutton, Phoenix Open Invitational
	71 (1-under)	John Mahaffey, Tournament Players Championship; Bob Murphy, Canadian Open
<b>1985</b>	74 (2-over)	Curtis Strange, The Honda Classic; Scott Verplank, Western Open
	74 (4-over)	Andy North, U.S. Open
<b>1984</b>	73 (1-over)	Greg Norman, Kemper Open
<b>1983</b>	77 (5-over)	Fred Couples, Kemper Open
<b>1982</b>	75 (3-over)	Danny Edwards, Greater Greensboro Open
<b>1981</b>	75 (3-over)	Larry Nelson, Greater Greensboro Open
<b>1980</b>	74 (3-over)	Dave Eichelberger, Bay Hill Classic
<b>1979</b>	77 (5-over)	Lon Hinkle, Bing Crosby National Pro-Am
<b>1978</b>	75 (3-over)	Jack Nicklaus, Tournament Players Championship
<b>1977</b>	74 (2-over)	Gene Littler, Houston Open; Lee Trevino, Canadian Open
<b>1976</b>	76 (4-over)	Roger Maltbie, Memorial Tournament
<b>1975</b>	73 (2-over)	Lou Graham, U.S. Open
	73 (1-over)	Gene Littler, Bing Crosby National Pro-Am
	73 (3-over)	Hale Irwin, U.S. Open
<b>1974</b>	73 (1-over)	Allen Miller, Tallahassee Open
	75 (4-over)	Homero Blancas, Monsanto Open
<b>1973</b>	74 (2-over)	Jack Nicklaus, Masters Tournament; Jack Nicklaus, U.S. Open; Gary Player, PGA Championship
<b>1972</b>	74 (2-over)	Jack Nicklaus, Masters Tournament; Jack Nicklaus, U.S. Open; Gary Player, PGA Championship
	74 (2-over)	Jack Nicklaus, Masters Tournament; Jack Nicklaus, U.S. Open; Gary Player, PGA Championship
	74 (2-over)	Jack Nicklaus, Masters Tournament; Jack Nicklaus, U.S. Open; Gary Player, PGA Championship
<b>1971</b>	74 (4-over)	Jerry Heard, American Golf Classic
<b>1970</b>	72 (1-over)	Billy Casper, Los Angeles Open
	72 (even)	Bob Stone, Florida Citrus Open; Ken Still, Kaiser International Open Invitational

## Largest 18-Hole Lead

Season	Score / Stat	Details
<b>2018-19</b>	3 strokes	Phil Mickelson, Desert Classic; Jon Rahm, World Golf Championships-FedEx St. Jude Invitational
<b>2017-18</b>	4 strokes	Brandt Snedeker, Wyndham Championship
<b>2016-17</b>	4 strokes	Charley Hoffman, Masters Tournament
<b>2015-16</b>	3 strokes	Scott Piercy, CIMB Classic; Camilo Villegas, Northern Trust Open; William McGirt, World Golf Championships-Bridgestone Invitational; Phil Mickelson, The Open Championship
<b>2014-15</b>	4 strokes	J.B. Holmes, World Golf Championships-Cadillac Championship; Jason Day, BMW Championship
<b>2013-14</b>	3 strokes	Adam Scott, Arnold Palmer Invitational; Rory McIlroy, the Memorial Tournament; Martin Kaymer, U.S. Open
<b>2013</b>	4 strokes	Phil Mickelson, Waste Management Phoenix Open
<b>2012</b>	3 strokes	Padraig Harrington, Transitions Championship; Matt Every, Valero Texas Open; Michael Thompson, U.S. Open; Troy Matteson, John Deere Classic; Nick O'Hern, Frys.com Open
<b>2011</b>	3 strokes	Spencer Levin, Arnold Palmer Invitational; Rory McIlroy, U.S. Open
<b>2010</b>	3 strokes	Chris Stroud, Children's Miracle Network Classic
<b>2009</b>	3 strokes	Camilo Villegas, Buick Invitational; Luke Donald, Memorial Tournament
<b>2008</b>	4 strokes	Hunter Mahan, The Barclays; Anthony Kim, TOUR Championship
<b>2007</b>	4 strokes	Jesper Parnevik, Valero Texas Open
<b>2006</b>	4 strokes	Justin Rose, FUNAI Classic at Walt Disney World Resort
<b>2005</b>	3 strokes	Phil Mickelson, AT&T Pebble Beach National Pro-Am; Chad Campbell, Honda Classic; Jim Furyk, Barclays Classic; Colin Montgomerie, World Golf Championships-American Express Championship
<b>2004</b>	3 strokes	Charles Howell III, Booz Allen Classic; Corey Pavin, Buick Championship; Ted Purdy, Valero Texas Open; Vijay Singh, 84 LUMBER Classic
<b>2003</b>	3 strokes	Fred Funk, Nissan Open; Darren Clarke, Masters Tournament; Briny Baird, Buick Classic
<b>2002</b>	3 strokes	Mike Weir, Mercedes Championships
<b>2001</b>	3 strokes	Paul Stankowski, Compaq Classic of New Orleans; Bob Estes, FedEx St. Jude Classic
<b>2000</b>	3 strokes	Harrison Frazar, Memorial Tournament; Nick Price, Advil Western Open; Esteban Toledo, B.C. Open; Jeff Maggert, Buick Challenge
<b>1999</b>	2 strokes	Tommy Tolles, Sony Open in Hawaii; Ben Bates, Greater Milwaukee Open; Sergio Garcia, PGA Championship; Robert Friend, Buick Challenge
<b>1998</b>	3 strokes	Loren Roberts, Greater Milwaukee Open
<b>1997</b>	4 strokes	Sonny Skinner, Buick Open
<b>1996</b>	2 strokes	Tim Herron, The Honda Classic; Nolan Henke, Greater Milwaukee Open; Scott Dunlap, Bell Canadian Open
<b>1995</b>	2 strokes	John Huston, Mercedes Championships; Duffy Waldorf, Phoenix Open; Mark Brooks, Nestle Invitational; Woody Austin, Buick Open

## Largest 36-Hole Lead

Season	Score / Stat	Details
<b>2018-19</b>	7 strokes	Brooks Koepka, PGA Championship
<b>2017-18</b>	5 strokes	Webb Simpson, THE PLAYERS Championship
<b>2016-17</b>	6 strokes	Sung Kang, Shell Houston Open
<b>2015-16</b>	6 strokes	Jhonattan Vegas, Barbasol Championship
<b>2014-15</b>	5 strokes	Jordan Spieth, Masters Tournament; Jason Day, BMW Championship
<b>2013-14</b>	7 strokes	Adam Scott, Arnold Palmer Invitational
<b>2013</b>	7 strokes	Tiger Woods, World Golf Championships-Bridgestone Invitational
<b>2012</b>	5 strokes	Steve Stricker, Hyundai Tournament of Champions; Spencer Levin, Waste Management Phoenix Open
<b>2011</b>	7 strokes	David Toms, Crowne Plaza Invitational at Colonial
<b>2010</b>	5 strokes	Louis Oosthuizen, The Open Championship
<b>2009</b>	4 strokes	Tiger Woods, PGA Championship
<b>2008</b>	4 strokes	Tiger Woods, Buick Invitational; Phil Mickelson, Northern Trust Open; Parker McLachlin, Legends Reno-Tahoe Open
<b>2007</b>	4 strokes	Jesper Parnevik, Valero Texas Open
<b>2006</b>	6 strokes	Phil Mickelson, Bell South Classic
<b>2005</b>	6 strokes	Darren Clarke, MCI Heritage
<b>2004</b>	3 strokes	Carl Pettersson, The Honda Classic; Stewart Cink, World Golf Championships-NEC Invitational
<b>2003</b>	5 strokes	Tiger Woods, World Golf Championships-American Express Championship; Shigeaki Maruyama, Chrysler Classic of Greensboro
<b>2002</b>	4 strokes	Pat Perez, AT&T Pebble Beach National Pro-Am; Tiger Woods, Bay Hill Invitational, Buick Open
<b>2001</b>	5 strokes	Brad Faxon, Sony Open in Hawaii; Mark Calcavecchia, Phoenix Open
<b>2000</b>	7 strokes	Tiger Woods, World Golf Championships-NEC Invitational
<b>1999</b>	5 strokes	David Duval, Mercedes Championships; Fred Funk, B.C. Open
<b>1998</b>	7 strokes	David Duval, Tucson Chrysler Classic
<b>1997</b>	5 strokes	Steve Jones, Phoenix Open
<b>1996</b>	6 strokes	Tim Herron, The Honda Classic
<b>1995</b>	4 strokes	Tom Lehman, MCI Classic; D.A. Weibring, Quad City Classic

Season	Score / Stat	Details
<b>1994</b>	4 strokes	Jose Maria Olazabal, Freeport-McMoRan Classic
<b>1993</b>	5 strokes	Jim Gallagher, Jr., TOUR Championship
<b>1992</b>	3 strokes	Billy Ray Brown, THE PLAYERS Championship
<b>1991</b>	3 strokes	Lanny Wadkins, Tournament of Champions; Scott Hoch, Buick Open
<b>1990</b>	4 strokes	Fred Couples, Memorial Tournament; Jose Maria Olazabal, World Series of Golf
<b>1989</b>	4 strokes	Bob Tway, Walt Disney World/Oldsmobile Classic
<b>1988</b>	3 strokes	Davis Love III, Phoenix Open Invitational; Jeff Sluman, Southern Open
<b>1987</b>	4 strokes	Mike Sullivan, The Honda Classic
<b>1986</b>	3 strokes	Fred Couples, Kemper Open
<b>1985</b>	4 strokes	Tom Kite, Tournament of Champions
<b>1984</b>	3 strokes	David Graham, Tournament of Champions; Ralph Landrum, Pensacola Open
<b>1983</b>	4 strokes	George Burns, Kemper Open
<b>1982</b>	4 strokes	Terry Mauney, Glen Campbell Los Angeles Open; Larry Rinker, Tallahassee Open
<b>1981</b>	3 strokes	Calvin Peete, B.C. Open
<b>1980</b>	2 strokes	Dan Pohl, Bay Hill Classic; Jerry Pate, Sea Pines Heritage Classic; Tom Purtzer, Greater Greensboro Open; Bob Murphy, Tallahassee Open; Tom Watson, Byron Nelson Golf Classic; Tom Watson, World Series of Golf; Bruce Lietzke, Colonial National Invitational; Bob Shearer, Atlanta Classic; Scott Hoch, Quad Cities Open; Jim Simons, Sammy Davis Jr.-Greater Hartford Open; Barry Jaeckel, Hall of Fame Tournament
<b>1979</b>	4 strokes	Mark Lye, Atlanta Classic; Dana Quigley, Hall of Fame Tournament
<b>1978</b>	3 strokes	Tom Watson, Joe Garagiola Tucson Open; Tom Watson, Bing Crosby National Pro-Am; Jeff Hewes, Canadian Open
<b>1977</b>	3 strokes	Rik Massengale, Bob Hope Desert Classic; Fred Marti, Pleasant Valley Classic
<b>1976</b>	3 strokes	Mike Reid, U.S. Open
<b>1975</b>	3 strokes	Bob Stanton, Jackie Gleason's Inverrary Classic; Jack Nicklaus, Sea Pines Heritage Classic; Tom Weiskopf, Greater Greensboro Open; David Graham, Western Open
<b>1974</b>	4 strokes	Johnny Miller, Dean Martin Tucson Open
<b>1973</b>	5 strokes	Gibby Gilbert, World Open Golf Championship
<b>1972</b>	3 strokes	Jack Nicklaus, Bing Crosby National Pro-Am
<b>1971</b>	3 strokes	Charles Coody, Masters Tournament
<b>1970</b>	3 strokes	Rod Funseth, San Antonio Texas Open

Season	Score / Stat	Details
<b>1994</b>	5 strokes	Nick Price, PGA Championship
<b>1993</b>	3 strokes	Payne Stewart, Buick Invitational of California; Steve Stricker, Canadian Open; Tom Lehman, Buick Southern Open
<b>1992</b>	4 strokes	Davis Love III, Los Angeles Open; Chip Beck, Freeport-McMoRan; Bruce Lietzke, Canadian Open
<b>1991</b>	4 strokes	Blaine McCallister, H-E-B Texas Open; Jeff Maggert, Independent Insurance Agent Open
<b>1990</b>	9 strokes	Jose Maria Olazabal, World Series of Golf
<b>1989</b>	5 strokes	Fuzzy Zoeller, Memorial Tournament
<b>1988</b>	4 strokes	Paul Azinger, Hertz Bay Hill Classic; Larry Nelson, Atlanta Classic
<b>1987</b>	8 strokes	Joey Sindelar, B.C. Open
<b>1986</b>	5 strokes	Sandy Lyle, Greater Greensboro Open
<b>1985</b>	5 strokes	Calvin Peete, Phoenix Open Invitational
<b>1984</b>	6 strokes	Nick Price, Canadian Open
<b>1983</b>	6 strokes	Hal Sutton, Anheuser-Busch Golf Classic
<b>1982</b>	6 strokes	Roger Maltbie, Memorial Tournament
<b>1981</b>	4 strokes	Jack Nicklaus, Masters Tournament; Leonard Thompson, Canadian Open
<b>1980</b>	5 strokes	Rex Caldwell, Buick Open
<b>1979</b>	4 strokes	Ben Crenshaw, Phoenix Open Invitational; Tom Watson, Memorial Tournament
<b>1978</b>	5 strokes	Mac McLendon, Pensacola Open
<b>1977</b>	6 strokes	Al Geiberger, Danny Thomas Memphis Classic
<b>1976</b>	6 strokes	Bob Dickson, Western Open
<b>1975</b>	7 strokes	Tom Weiskopf, Westchester Classic
<b>1974</b>	6 strokes	Johnny Miller, Sea Pines Heritage Classic
<b>1973</b>	4 strokes	Billy Casper, Bing Crosby National Pro-Am; Tom Watson, Hawaiian Open; Lee Trevino, Doral-Eastern Open; Jack Nicklaus, Atlanta Classic; Forrest Fezler, American Golf Classic
<b>1972</b>	4 strokes	Homero Blancas, Phoenix Open Invitational; Chris Blocker, Florida Citrus Open Invitational; Dave Hill, Monsanto Open Invitational
<b>1971</b>	3 strokes	Jerry Heard, American Golf Classic; Billy Casper, Kaiser International Open
<b>1970</b>	4 strokes	Grier Jones, Monsanto Open Invitational

## Largest 54-Hole Lead

Season	Score / Stat	Details
<b>2018-19</b>	7 strokes	Brooks Koepka, PGA Championship
<b>2017-18</b>	7 strokes	Webb Simpson, THE PLAYERS Championship
<b>2016-17</b>	7 strokes	Justin Thomas, Sony Open in Hawaii
<b>2015-16</b>	5 strokes	Jordan Spieth, Hyundai Tournament of Champions
<b>2014-15</b>	6 strokes	Jason Day, BMW Championship
<b>2013-14</b>	7 strokes	Patrick Reed, Humana Challenge
<b>2013</b>	7 strokes	Tiger Woods, World Golf Championships-Bridgestone Invitational
<b>2012</b>	6 strokes	Spencer Levin, Waste Management Phoenix Open
<b>2011</b>	8 strokes	Rory McIlroy, U.S. Open
<b>2010</b>	6 strokes	Steve Stricker, Northern Trust Open; Steve Stricker, John Deere Classic
<b>2009</b>	7 strokes	Tiger Woods, BMW Championship
<b>2008</b>	8 strokes	Tiger Woods, Buick Invitational
<b>2007</b>	5 strokes	George McNeill, Frys.com Open; Steve Flesch, Reno-Tahoe Open
<b>2006</b>	8 strokes	Phil Mickelson, BellSouth Classic
<b>2005</b>	8 strokes	Justin Leonard, FedEx St. Jude Classic
<b>2004</b>	7 strokes	David Toms, FedEx St. Jude Classic
<b>2003</b>	8 strokes	Kenny Perry, Bank of America Colonial
<b>2002</b>	8 strokes	Ernie Els, Genuity Championship
<b>2001</b>	6 strokes	Mark Calcavecchia, Phoenix Open
<b>2000</b>	10 strokes	Tiger Woods, U.S. Open
<b>1999</b>	6 strokes	Rocco Mediate, Phoenix Open
<b>1998</b>	7 strokes	David Duval, Tucson Chrysler Classic
<b>1997</b>	9 strokes	Tiger Woods, Masters Tournament
<b>1996</b>	9 strokes	Tom Lehman, TOUR Championship
<b>1995</b>	5 strokes	Scott Hoch, Shell Houston Open

Season	Score / Stat	Details
<b>1994</b>	5 strokes	Steve Elkington, Buick Southern Open
<b>1993</b>	6 strokes	Greg Norman, Doral-Ryder Open
<b>1992</b>	6 strokes	Fred Couples, Nestle Invitational
<b>1991</b>	5 strokes	Steve Pate, The Honda Classic
<b>1990</b>	8 strokes	Jose Maria Olazabal, World Series of Golf
<b>1989</b>	4 strokes	Ian Baker-Finch, Southwestern Bell Colonial; Greg Norman, Greater Milwaukee Open; John Daly, Chattanooga Classic
<b>1988</b>	5 strokes	Corey Pavin, Texas Open
<b>1987</b>	8 strokes	Joey Sindelar, Buick Open
<b>1986</b>	5 strokes	Fuzzy Zoeller, AT&T Pebble Beach National Pro-Am; Calvin Peete, USF&G Classic; Mark Calcavecchia, Southwest Golf Classic
<b>1985</b>	5 strokes	Corey Pavin, Colonial National Invitational
<b>1984</b>	7 strokes	Greg Norman, Kemper Open
<b>1983</b>	6 strokes	Mike Nicolette, Bay Hill Classic; Hal Sutton, Anheuser-Busch Golf Classic
<b>1982</b>	7 strokes	Craig Stadler, Joe Garagiola Tucson Open
<b>1981</b>	5 strokes	Bruce Lietzke, Bob Hope Desert Classic; Hale Irwin, Hawaiian Open; Jay Haas, Greater Milwaukee Open
<b>1980</b>	7 strokes	Jim Colbert, Joe Garagiola Tucson Open; Seve Ballesteros, Masters Tournament
<b>1979</b>	8 strokes	Tom Watson, Sea Pines Heritage Open
<b>1978</b>	5 strokes	Tom Watson, PGA Championship; Tom Kite, B.C. Open
<b>1977</b>	6 strokes	Lee Trevino, Canadian Open
<b>1976</b>	8 strokes	Raymond Floyd, Masters Tournament
<b>1975</b>	7 strokes	Johnny Miller, Phoenix Open Invitational
<b>1974</b>	6 strokes	Jack Nicklaus, Hawaiian Open
<b>1973</b>	9 strokes	Jack Nicklaus, Ohio Kings Island Open
<b>1972</b>	8 strokes	Jim Jamieson, Western Open
<b>1971</b>	5 strokes	Jack Nicklaus, Tournament of Champions; Jerry Heard, American Golf Classic
<b>1970</b>	4 strokes	Ron Cerrudo, San Antonio Texas Open; Bob Stone, Florida Citrus Open; Tony Jacklin, U.S. Open; Bob Murphy, Greater Hartford Open; Bobby Mitchell, Azalea Open

## Low 36-Hole Cut

Season	Score / Stat	Details
<b>2018-19</b>	139 (5-under)	Rocket Mortgage Classic
<b>2017-18</b>	137 (3-under)	A Military Tribute at The Greenbrier; Wyndham Championship
<b>2016-17</b>	137 (5-under)	The RSM Classic
	137 (3-under)	Sony Open in Hawaii; Wyndham Championship
<b>2015-16</b>	137 (3-under)	Sony Open in Hawaii; Wyndham Championship
<b>2014-15</b>	137 (3-under)	Wyndham Championship
<b>2013-14</b>	138 (4-under)	Waste Management Phoenix Open; John Deere Classic
	138 (2-under)	Sony Open in Hawaii

Season	Score / Stat	Details
<b>2013</b>	138 (4-under)	Waste Management Phoenix Open
	138 (4-under)	John Deere Classic
<b>2012</b>	138 (4-under)	John Deere Classic; Justin Timberlake Shriners Hospitals for Children Open
<b>2011</b>	136 (4-under)	Travelers Championship
<b>2010</b>	137 (3-under)	Wyndham Championship
<b>2009</b>	137 (3-under)	Travelers Championship

## High 36-Hole Cut

Season	Score / Stat	Details
<b>2018-19</b>	144 (4-over)	PGA Championship
<b>2017-18</b>	149 (5-over)	Masters Tournament
<b>2016-17</b>	150 (6-over)	Masters Tournament
<b>2015-16</b>	150 (6-over)	Masters Tournament
<b>2014-15</b>	150 (6-over)	Valero Texas Open
<b>2013-14</b>	148 (4-over)	Masters Tournament

Season	Score / Stat	Details
<b>2013</b>	150 (8-over)	The Open Championship
<b>2012</b>	150 (6-over)	PGA Championship
<b>2011</b>	148 (4-over)	Arnold Palmer Invitational presented by MasterCard; Valero Texas Open
<b>2010</b>	149 (7-over)	U.S. Open
<b>2009</b>	148 (4-over)	the Memorial Tournament; PGA Championship

## Fewest to Make 36-Hole Cut (not including Masters nor U.S Open)

Season	Score / Stat	Details
<b>2018-19</b>	70	Arnold Palmer Invitational presented by Mastercard; Valspar Championship; RBC Heritage
<b>2017-18</b>	72	Waste Management Phoenix Open
<b>2016-17</b>	70	Safeway Open
<b>2015-16</b>	70	Waste Management Phoenix Open
<b>2014-15</b>	70	Arnold Palmer Invitational presented by MasterCard; Wyndham Championship
<b>2013-14</b>	71	Shriners Hospitals for Children Open
<b>2013</b>	71	Zurich Classic of New Orleans
<b>2012</b>	71	RBC Heritage
<b>2011</b>	70	Puerto Rico Open; Crowne Plaza Invitational at Colonial
<b>2010</b>	70	Puerto Rico Open; THE PLAYERS Championship
<b>2009</b>	71	FBR Open
<b>2008</b>	70	FBR Open
<b>2007</b>	70	Crowne Plaza Invitational at Colonial; The Open Championship; Turning Stone Resort Championship
<b>2006</b>	70	The INTERNATIONAL; PGA Championship; Chrysler Championship
<b>2005</b>	70	Chrysler Classic of Tucson; Bay Hill Invitational; Booz Allen Classic; Cialis Western Open
<b>2004</b>	70	FBR Open; Deutsche Bank Championship; Southern Farm Bureau Classic
<b>2003</b>	70	Shell Houston Open; Wachovia Championship; the Memorial Tournament; 100th Western Open; PGA Championship
<b>2002</b>	70	Phoenix Open; Valero Texas Open
<b>2001</b>	70	Sony Open in Hawaii; Memorial Tournament; FedEx St. Jude Classic; British Open; Reno-Tahoe Open
<b>2000</b>	70	MasterCard Colonial; Buick Open
<b>1999</b>	70	Buick Challenge
<b>1998</b>	70	AT&T Pebble Beach National Pro-Am; Buick Challenge
<b>1997</b>	70	United Airlines Hawaiian Open; Kemper Open; The Open Championship; Michelob Championship at Kingsmill
<b>1996</b>	70	Phoenix Open; B.C. Open
<b>1995</b>	70	Phoenix Open Invitational

Season	Score / Stat	Details
<b>1994</b>	70	Buick Classic; Federal Express St. Jude Classic
<b>1993</b>	70	New England Classic
<b>1992</b>	70	H-E-B Texas Open
<b>1991</b>	70	Buick Classic; Chattanooga Classic
<b>1990</b>	70	Canadian Open; H-E-B Texas Open
<b>1989</b>	70	Doral-Ryder Open; Memorial Tournament; Bellsouth Atlanta Golf Classic; Hardee's Golf Classic; PGA Championship
<b>1988</b>	70	Phoenix Open Invitational
<b>1987</b>	70	Buick Open; Centel Classic
<b>1986</b>	70	Hawaiian Open; Sea Pines Heritage Classic; Buick Open; Anheuser-Busch Golf Classic
<b>1985</b>	70	Georgia-Pacific Atlanta Golf Classic; Lite Quad Cities Open
<b>1984</b>	70	Georgia-Pacific Atlanta Golf Classic; PGA Championship; Greater Milwaukee Open
<b>1983</b>	70	Hawaiian Open; Georgia-Pacific Atlanta Golf Classic; Memorial Tournament
<b>1982</b>	70	Michelob Houston Open; Walt Disney World Golf Classic
<b>1981</b>	70	Jackie Gleason's Inverrary Classic
<b>1980</b>	70	Doral-Eastern Open Invitational
<b>1979</b>	70	Byron Nelson Golf Classic; Pensacola Open
<b>1978</b>	70	Joe Garagiola Tucson Open; Andy Williams-San Diego Open; Byron Nelson Golf Classic; American Optical Classic; American Express Westchester Classic
<b>1977</b>	70	Hawaiian Open
<b>1976</b>	70	Sea Pines Heritage Classic
<b>1975</b>	70	B. C. Open
<b>1974</b>	70	Greater Greensboro Open; American Golf Classic; Sahara Invitational
<b>1973</b>	70	Greater Jacksonville Open; Philadelphia-IVB Classic; Southern Open; Kaiser International Open Invitational
<b>1972</b>	70	Monsanto Open; Colonial National Invitational; Cleveland Open
<b>1971</b>	70	Glen Campbell Los Angeles Open; Tucson Open; Kaiser International Open Invitational
<b>1970</b>	70	Andy Williams-San Diego Open; Canadian Open; PGA Championship

*SECTION 6*

# *STATISTICS*

*THE 2019-20*



*MEDIA GUIDE*

# Tournament Winners Summary

Tournament	Champion	Runners up	Score	Earnings	FedEx Points	End Date
Safeway Open	Kevin Tway (playoff)	Ryan Moore, Brandt Snedeker	274 (-14)	\$1,152,000	500	10/7/18
CIMB Classic	Marc Leishman	Bronson Burgoon, Emiliano Grillo, Chesson Hadley	262 (-26)	\$1,260,000	500	10/14/18
THE CJ CUP @ NINE BRIDGES	Brooks Koepka	Gary Woodland	267 (-21)	\$1,710,000	500	10/21/18
Sanderson Farms Championship	Cameron Champ	Corey Conners	267 (-21)	\$792,000	300	10/28/18
World Golf Championships-HSBC Champions	Xander Schauffele (playoff)	Tony Finau	274 (-14)	\$1,700,000	550	10/28/18
Shriners Hospitals for Children Open	Bryson DeChambeau	Patrick Cantlay	263 (-21)	\$1,260,000	500	11/4/18
Mayakoba Golf Classic	Matt Kuchar	Danny Lee	262 (-22)	\$1,296,000	500	11/11/18
The RSM Classic	Charles Howell III (playoff)	Patrick Rodgers	263 (-19)	\$1,152,000	500	11/18/18
Sentry Tournament of Champions	Xander Schauffele	Gary Woodland	269 (-23)	\$1,300,000	500	1/6/19
Sony Open in Hawaii	Matt Kuchar	Andrew Putnam	258 (-22)	\$1,152,000	500	1/13/19
Desert Classic	Adam Long	Adam Hadwin, Phil Mickelson	262 (-26)	\$1,062,000	500	1/20/19
Farmers Insurance Open	Justin Rose	Adam Scott	267 (-21)	\$1,278,000	500	1/27/19
Waste Management Phoenix Open	Rickie Fowler	Branden Grace	267 (-17)	\$1,278,000	500	2/3/19
AT&T Pebble Beach Pro-Am	Phil Mickelson	Paul Casey	268 (-19)	\$1,368,000	500	2/10/19
Genesis Open	J.B. Holmes	Justin Thomas	270 (-14)	\$1,332,000	500	2/17/19
Puerto Rico Open	Martin Trainer	Aaron Baddeley, Daniel Berger, Roger Sloan, Johnson Wagner	273 (-15)	\$540,000	300	2/24/19
World Golf Championships-Mexico Championship	Dustin Johnson	Rory McIlroy	263 (-21)	\$1,745,000	550	2/24/19
The Honda Classic	Keith Mitchell	Rickie Fowler, Brooks Koepka	271 (-9)	\$1,224,000	500	3/3/19
Arnold Palmer Invitational presented by Mastercard	Francesco Molinari	Matthew Fitzpatrick	276 (-12)	\$1,638,000	500	3/10/19
THE PLAYERS Championship	Rory McIlroy	Jim Furyk	272 (-16)	\$2,250,000	600	3/17/19
Valspar Championship	Paul Casey	Jason Kokrak, Louis Oosthuizen	276 (-8)	\$1,206,000	500	3/24/19
Corales Puntacana Resort & Club Championship	Graeme McDowell	Mackenzie Hughes, Chris Stroud	270 (-18)	\$540,000	300	3/31/19
World Golf Championships-Dell Technologies Match Play	Kevin Kisner	Matt Kuchar	0 (-293)	\$1,745,000	550	3/31/19
Valero Texas Open	Corey Conners	Charley Hoffman	268 (-20)	\$1,350,000	500	4/7/19
Masters Tournament	Tiger Woods	Dustin Johnson, Brooks Koepka, Xander Schauffele	275 (-13)	\$2,070,000	600	4/14/19
RBC Heritage	Cheng Tsung Pan	Matt Kuchar	272 (-12)	\$1,242,000	500	4/21/19
Zurich Classic of New Orleans	Ryan Palmer	Tommy Fleetwood, Sergio Garcia	262 (-77)	\$1,051,200	400	4/28/19
Zurich Classic of New Orleans	Jon Rahm	Tommy Fleetwood, Sergio Garcia	262 (-68)	\$1,051,200	400	4/28/19
Wells Fargo Championship	Max Homa	Joel Dahmen	269 (-15)	\$1,422,000	500	5/5/19
AT&T Byron Nelson	Sung Kang	Matt Every, Scott Piercy	261 (-23)	\$1,422,000	500	5/12/19
PGA Championship	Brooks Koepka	Dustin Johnson	272 (-8)	\$1,980,000	600	5/19/19
Charles Schwab Challenge	Kevin Na	Tony Finau	267 (-13)	\$1,314,000	500	5/26/19
the Memorial Tournament presented by Nationwide	Patrick Cantlay	Adam Scott	269 (-19)	\$1,638,000	500	6/2/19
RBC Canadian Open	Rory McIlroy	Shane Lowry, Webb Simpson	258 (-22)	\$1,368,000	500	6/9/19
U.S. Open	Gary Woodland	Brooks Koepka	271 (-13)	\$2,250,000	600	6/16/19
Travelers Championship	Chez Reavie	Keegan Bradley, Zack Sucher	263 (-17)	\$1,296,000	500	6/23/19
Rocket Mortgage Classic	Nate Lashley	Doc Redman	263 (-25)	\$1,314,000	500	6/30/19
3M Open	Matthew Wolff	Bryson DeChambeau, Collin Morikawa	263 (-21)	\$1,152,000	0	7/7/19
John Deere Classic	Dylan Frittelli	Russell Henley	263 (-21)	\$1,080,000	500	7/14/19
Barbasol Championship	Jim Herman	Kelly Kraft	262 (-26)	\$630,000	300	7/21/19
The Open Championship	Shane Lowry	Tommy Fleetwood	269 (-15)	\$1,935,000	600	7/21/19
World Golf Championships-FedEx St. Jude Invitational	Brooks Koepka	Webb Simpson	264 (-16)	\$1,745,000	550	7/28/19
Barracuda Championship	Collin Morikawa	Troy Merritt	266 (-22)	\$630,000	0	7/28/19
Wyndham Championship	J.T. Poston	Webb Simpson	258 (-22)	\$1,116,000	500	8/4/19
THE NORTHERN TRUST	Patrick Reed	Abraham Ancer	268 (-16)	\$1,665,000	2,000	8/11/19
BMW Championship	Justin Thomas	Patrick Cantlay	263 (-25)	\$1,665,000	2,000	8/18/19
TOUR Championship	Rory McIlroy	Xander Schauffele	267 (-13)	\$0	0	8/25/19

# Player Performance Chart (TOP 50)

	Rory McIlroy (1)	Xander Schauffele (2)	Justin Thomas (3)	Brooks Koepka (3)	Paul Casey (5)	Adam Scott (6)	Tony Finau (7)	Cheez Reavie (8)	Kevin Kisner (9)	Hideki Matsuyama (9)	Patrick Reed (9)	Jon Rahm (12)	Byron DeChambeau (12)	Jason Kokrak (14)	Gary Woodland (15)	Matt Kuchar (16)	Webb Simpson (16)	Tommy Fleetwood (16)	Rickie Fowler (19)	Sungjae Im (19)	Louis Oosthuizen (21)	Patrick Cantlay (21)	Abraham Ancer (21)	Marc Leishman (24)	Brandt Snedeker (24)
Safeway Open	-	-	-	-	-	-	-	T33	-	-	-	-	-	-	-	-	-	-	T4	-	T17	-	-	T2	
CIMB Classic	-	25	T5	-	T13	-	-	T43	-	-	-	-	-	T43	T5	-	-	-	-	-	T5	-	T5	1	T66
THE CJ CUP @ NINE BRIDGES	-	T48	T36	1	T18	T10	-	T7	-	T18	-	-	-	T67	2	-	-	-	-	T41	T29	-	T73	T18	T36
World Golf Championships-HSBC Champions	T54	1	-	T16	T16	T18	2	T35	-	T30	T7	T22	-	-	-	-	T7	-	-	-	-	T7	-	-	T30
Sanderson Farms Championship	-	-	-	-	-	-	-	-	-	-	-	-	-	-	-	-	-	-	CUT	-	-	-	-	-	
Shriners Hospitals for Children Open	-	-	-	-	-	-	T36	-	-	-	-	-	1	T66	T10	T57	T15	-	T4	T15	-	2	T4	-	-
Mayakoba Golf Classic	-	-	-	-	-	-	T16	T26	CUT	-	-	-	-	-	T41	1	-	-	T16	CUT	-	-	T21	-	-
The RSM Classic	-	-	-	-	-	-	-	-	T7	-	-	-	-	-	-	-	3	-	-	T37	-	-	-	-	-
Sentry Tournament of Champions	T4	1	3	24	T16	-	-	-	-	-	T25	T8	7	-	2	T19	T8	-	-	-	-	-	-	T4	T22
Sony Open in Hawaii	-	-	T16	-	CUT	CUT	-	T3	T69	T51	T13	-	T10	-	80	1	-	-	T16	-	-	-	T29	T3	T16
Desert Classic	-	-	-	-	-	-	-	T28	T57	-	-	6	-	T18	-	-	-	-	T12	-	T9	T18	-	-	
Farmers Insurance Open	T5	T25	-	-	-	2	T13	-	-	T3	T13	T5	-	T20	T9	-	-	-	T66	T52	-	CUT	CUT	T43	T62
Waste Management Phoenix Open	-	T10	3	-	-	-	CUT	T4	T26	T15	-	T10	-	T20	T7	T4	T20	-	1	T7	-	-	CUT	-	T55
AT&T Pebble Beach Pro-Am	-	-	-	-	2	T61	T38	T38	T28	-	T22	-	-	-	-	T22	-	T45	-	CUT	-	-	-	-	CUT
Genesis Open	T4	T15	2	-	T25	T7	T15	CUT	-	T9	-	T9	T15	T37	-	T28	-	T28	-	CUT	CUT	T15	T44	T4	-
World Golf Championships-Mexico Championship	2	T14	9	T27	T3	-	T25	T65	T27	T19	T14	T45	T56	-	T17	50	T39	T19	T36	-	T25	T6	T39	T62	-
Puerto Rico Open	-	-	-	-	-	-	-	-	-	-	-	-	-	-	-	-	-	-	-	-	-	-	-	-	-
The Honda Classic	-	-	T30	T2	-	CUT	-	-	-	-	-	-	-	T9	T36	-	T36	-	T2	T51	-	-	-	-	-
Arnold Palmer Invitational presented by Mastercard	T6	-	-	CUT	-	-	-	-	T23	T33	T50	-	T46	T10	-	-	-	T3	T40	T3	CUT	-	CUT	T23	T50
THE PLAYERS Championship	1	CUT	T35	T56	CUT	T12	T22	CUT	T22	T8	T47	T12	T20	T47	T30	T26	T16	T5	T47	CUT	T56	CUT	T12	CUT	T5
Valspar Championship	-	-	-	-	1	-	-	CUT	T24	-	CUT	T6	-	T2	CUT	-	CUT	-	-	T4	T2	-	-	-	T30
World Golf Championships-Dell Technologies Match Play	T9	T24	T24	T56	T9	-	T40	T56	1	T24	T24	T24	T40	-	T17	2	T56	T24	-	-	T5	T24	T17	T9	T24
Corales Puntacana Resort & Club Championship	-	-	-	-	-	-	-	-	-	-	-	-	-	-	-	-	-	-	T7	-	-	-	-	-	-
Valero Texas Open	-	-	-	-	-	-	T61	-	-	-	-	-	-	T7	-	T7	-	-	T17	T20	-	-	T42	-	-
Masters Tournament	T21	T2	T12	T2	CUT	T18	T5	-	T21	T32	T36	T9	T29	-	T32	T12	T5	T36	T9	-	T29	T9	-	T49	CUT
RBC Heritage	-	T63	-	-	-	-	T28	T41	-	-	-	-	CUT	T16	-	2	T16	T25	-	CUT	-	T3	CUT	T58	T48
Zurich Classic of New Orleans	-	-	-	T22	-	CUT	CUT	T18	T5	-	CUT	1	-	T22	-	-	2	-	T37	CUT	CUT	CUT	-	-	-
Wells Fargo Championship	T8	-	-	-	T4	-	T60	T18	-	T31	T28	-	-	69	W/D	-	T18	-	T4	T31	-	-	-	-	-
AT&T Byron Nelson	-	-	-	4	-	-	-	-	-	T23	T63	-	-	-	-	-	-	-	-	83	-	-	T59	-	-
PGA Championship	T8	T16	-	1	T29	T8	T64	T14	CUT	T16	CUT	CUT	CUT	T23	T8	T8	T29	T48	T36	CUT	T60	T3	T16	CUT	T16
Charles Schwab Challenge	-	CUT	-	-	W/D	-	2	CUT	CUT	-	-	CUT	CUT	-	-	-	-	-	CUT	CUT	-	-	T58	-	T19
the Memorial Tournament presented by Nationwide	CUT	T14	CUT	-	-	2	CUT	-	T41	6	-	-	T22	T62	T52	CUT	-	-	T14	T57	T57	1	T65	5	-
RBC Canadian Open	1	-	T20	T50	-	-	-	-	-	-	-	-	-	-	-	T4	T2	-	-	7	-	-	-	-	T4
U.S. Open	T9	T3	CUT	2	T21	T7	CUT	T3	T49	T21	T32	T3	T35	-	1	T16	T16	T65	T43	-	T7	T21	T49	T35	77
Travelers Championship	-	-	T36	T57	T5	-	CUT	1	T15	-	T30	-	T8	CUT	-	-	-	T13	-	T21	T36	T15	T8	T21	T43
Rocket Mortgage Classic	-	-	-	-	-	-	CUT	T46	T13	T5	-	-	T29	CUT	-	-	-	-	T46	T21	-	-	-	-	T5
3M Open	-	-	-	65	-	-	T23	-	-	T7	T23	-	T2	-	-	-	-	-	-	T15	-	-	-	-	-
John Deere Classic	-	-	-	-	-	-	-	-	-	-	-	-	-	-	-	-	-	-	-	T26	-	-	-	-	-
The Open Championship	CUT	T41	T11	T4	T57	CUT	3	CUT	T30	CUT	10	T11	CUT	T32	CUT	T41	T30	2	T6	CUT	T20	T41	CUT	CUT	CUT
Barbasol Championship	-	-	-	-	-	-	-	-	-	-	-	-	-	-	-	-	-	-	-	-	-	-	-	-	-
World Golf Championships-FedEx St. Jude Invitational	T4	T27	T12	1	T27	T40	T27	T27	T27	T43	T12	7	T48	-	T55	T43	2	T4	-	-	T20	T12	-	3	T27
Barracuda Championship	-	-	-	-	-	-	-	-	-	-	-	-	-	-	-	-	-	-	-	-	-	-	-	-	-
Wyndham Championship	-	-	-	-	T13	-	-	T48	-	CUT	T22	-	-	T6	-	-	2	-	-	T6	-	-	CUT	-	T39
THE NORTHERN TRUST	T6	CUT	T12	T30	-	5	T30	T38	T12	T30	1	T3	T24	T12	T52	CUT	T18	T43	CUT	T38	T6	T12	2	CUT	T6
BMW Championship	T19	T19	1	T24	T24	T9	4	T57	T9	3	T19	T5	T48	T19	T31	T52	T24	T11	T11	T11	T11	2	T28	T19	T5
TOUR Championship	1	2	T3	T3	5	6	7	8	T9	T9	T9	T12	T12	14	15	T16	T16	T16	T19	T19	T21	T21	T21	T24	T24

# 2019-20 PGA TOUR MEDIA GUIDE | Section 6: Statistics

	Justin Rose (26)	Corey Conners (26)	Charles Howell III (28)	Lucas Glover (29)	Dustin Johnson (29)	Kevin Tway (31)	J.T. Poston (32)	Shane Lowry (33)	Andrew Putnam (34)	Ryan Palmer (35)	Rory Sabbatini (36)	Cheng Tsung Pan (37)	Harold Varner III (38)	Scott Piercy (39)	Francesco Molinari (40)	Ian Poulter (41)	Tiger Woods (42)	Billy Horschel (43)	Jordan Spieth (44)	Sung Kang (45)	Si Woo Kim (46)	Phil Mickelson (47)	Ryan Moore (48)	Vaughn Taylor (49)	Keith Mitchell (50)
Safeway Open	-	CUT	-	T17	-	1	T46	-	-	-	-	T14	CUT	-	-	-	-	-	-	T83	-	T17	T2	T78	-
CIMB Classic	-	-	T5	-	-	T27	-	-	T50	T33	-	T30	-	T27	-	-	-	T33	-	-	T10	-	T66	-	T22
THE CJ CUP @ NINE BRIDGES	-	-	T61	-	-	T52	-	-	T29	T3	-	T23	-	T5	-	T10	-	T67	-	T29	T23	-	T61	-	T14
World Golf Championships-HSBC Champions	3	-	-	-	T30	-	-	-	T4	-	-	T22	-	-	T43	21	-	T11	-	-	-	-	-	-	-
Sanderson Farms Championship	-	2	-	T14	-	-	T54	-	-	-	T20	-	CUT	-	-	-	-	-	-	-	-	-	-	T26	-
Shriners Hospitals for Children Open	-	CUT	-	T7	-	T23	CUT	-	-	T7	CUT	-	T15	T10	-	-	-	T55	CUT	T15	-	T36	T57	-	-
Mayakoba Golf Classic	-	CUT	CUT	-	-	-	T21	-	-	-	T55	T16	T6	T6	-	-	-	T21	CUT	T29	T26	-	CUT	T26	T65
The RSM Classic	-	T23	1	T11	-	-	CUT	-	-	-	-	CUT	T23	-	-	-	-	-	CUT	-	-	-	-	CUT	CUT
Sentry Tournament of Champions	-	-	T14	-	T4	T11	-	-	T14	-	-	-	-	T19	T27	18	-	T25	-	-	-	-	-	-	-
Sony Open in Hawaii	-	T3	T8	-	-	CUT	T20	-	2	-	T33	-	-	T33	-	T33	-	-	CUT	T10	CUT	-	-	CUT	T16
Desert Classic	T34	CUT	T34	T12	-	-	T7	-	T34	CUT	T57	T51	T18	T57	-	-	-	-	-	-	T40	T2	-	T7	-
Farmers Insurance Open	1	-	T20	-	-	T43	T40	-	-	T13	T70	T66	CUT	-	-	-	T20	8	T35	T20	T29	-	CUT	-	CUT
Waste Management Phoenix Open	-	-	-	CUT	-	CUT	T26	-	CUT	T60	CUT	T60	T10	T20	-	-	-	T39	-	CUT	CUT	CUT	CUT	CUT	73
AT&T Pebble Beach Pro-Am	-	CUT	-	T7	T45	-	-	CUT	T38	CUT	CUT	-	-	T10	-	-	-	-	T45	T14	T4	1	-	CUT	CUT
Genesis Open	-	-	6	-	T9	CUT	T28	-	CUT	-	-	T44	CUT	-	-	-	T15	-	T51	T64	3	T37	T28	T9	CUT
World Golf Championships-Mexico Championship	-	-	T14	-	1	-	-	T62	-	-	-	-	-	-	T17	T3	T10	T45	T54	-	-	T39	-	-	-
Puerto Rico Open	-	CUT	-	-	-	-	-	-	-	-	-	-	-	-	-	-	-	-	-	-	-	-	-	-	-
The Honda Classic	-	-	-	T4	-	CUT	T36	-	-	T4	T36	CUT	T51	CUT	-	-	-	T16	-	T51	-	-	-	T59	1
Arnold Palmer Invitational presented by Mastercard	T63	CUT	T15	T10	-	-	T66	CUT	-	-	-	CUT	CUT	T54	1	T23	-	T50	-	T6	CUT	CUT	T33	CUT	T6
THE PLAYERS Championship	T8	T41	T35	CUT	T5	CUT	T22	CUT	CUT	CUT	T35	T72	CUT	T56	T56	T56	T30	T26	CUT	T47	T56	CUT	T20	T41	T47
Valspar Championship	-	-	-	T13	T6	CUT	CUT	-	-	-	T18	T42	T65	-	-	-	-	-	-	T18	-	-	CUT	T18	-
World Golf Championships-Dell Technologies Match Play	T9	-	T24	-	T40	-	-	T24	T40	-	-	-	-	-	3	T17	T5	T24	T24	-	T61	T40	-	-	T40
Corales Puntacana Resort & Club Championship	-	CUT	-	-	-	-	-	-	-	-	T39	-	-	-	-	-	-	-	-	-	-	-	-	-	-
Valero Texas Open	-	1	-	T14	-	CUT	T67	-	T36	CUT	T36	CUT	T23	-	-	-	-	CUT	T30	T42	T4	-	3	T71	-
Masters Tournament	CUT	T46	T32	-	T2	T36	-	CUT	-	-	-	-	-	-	T5	T12	1	T56	T21	-	T21	T18	-	-	T43
RBC Heritage	-	CUT	CUT	CUT	T28	-	T6	T3	CUT	T28	T10	1	CUT	T3	CUT	T10	-	T45	T54	-	CUT	-	T41	CUT	CUT
Zurich Classic of New Orleans	-	T30	-	T18	-	T13	T22	CUT	CUT	1	T3	CUT	CUT	T13	-	T9	-	T13	-	CUT	CUT	-	-	CUT	-
Wells Fargo Championship	3	-	CUT	T31	-	-	CUT	-	-	-	T18	-	CUT	-	-	-	-	-	-	-	CUT	-	T13	T8	-
AT&T Byron Nelson	-	-	W/D	-	-	T53	CUT	-	-	T43	T5	T35	-	T2	-	-	-	-	T29	1	-	-	T69	T17	T59
PGA Championship	T29	T64	T41	T16	2	77	T60	T8	T78	CUT	-	CUT	T36	T41	T48	CUT	CUT	T23	T3	7	CUT	T71	CUT	-	CUT
Charles Schwab Challenge	T58	T31	-	-	-	T19	CUT	-	T3	T6	T6	T3	-	T19	T53	T70	-	T19	T8	-	CUT	-	-	T58	-
the Memorial Tournament presented by Nationwide	13	T65	CUT	T52	-	-	T52	-	T17	-	T27	-	CUT	-	-	-	T9	T9	T7	CUT	T41	CUT	T33	T48	T48
RBC Canadian Open	-	CUT	-	-	T20	T44	-	T2	-	T35	-	-	T35	CUT	-	-	-	-	-	-	-	-	-	-	-
U.S. Open	T3	-	T52	CUT	T35	-	-	T28	T43	-	T43	CUT	-	T52	T16	CUT	T21	T32	T65	-	CUT	T52	-	-	CUT
Travelers Championship	-	-	-	CUT	-	T5	CUT	-	T57	-	-	T36	T21	-	T57	-	-	-	CUT	T78	CUT	CUT	T15	4	-
Rocket Mortgage Classic	-	CUT	T35	-	CUT	CUT	T11	-	-	-	T3	-	CUT	-	-	-	-	T17	-	CUT	CUT	-	CUT	T46	CUT
3M Open	-	T46	T23	T7	-	-	-	-	-	-	CUT	-	-	T15	-	-	-	-	-	-	CUT	CUT	CUT	-	T66
John Deere Classic	-	-	T6	T10	-	CUT	CUT	-	-	T18	-	-	T53	-	-	-	-	-	-	-	-	-	T18	T6	-
The Open Championship	T20	CUT	-	T20	T51	-	-	1	T32	CUT	T16	CUT	-	-	T11	CUT	CUT	CUT	T20	CUT	CUT	CUT	-	-	CUT
Barbasol Championship	-	-	-	-	-	-	T29	-	-	-	-	-	-	-	-	-	-	-	-	-	-	-	-	-	-
World Golf Championships-FedEx St. Jude Invitational	11	T27	-	-	T20	63	-	-	T24	-	-	T48	-	-	-	8	-	T9	T12	60	-	57	-	-	39
Barracuda Championship	-	-	-	-	-	-	-	-	T7	-	-	-	-	-	-	-	-	-	-	-	-	-	-	-	-
Wyndham Championship	-	T22	T22	T72	-	CUT	1	-	-	-	T6	-	T60	T36	-	-	-	T6	T78	-	5	-	-	T39	-
THE NORTHERN TRUST	T10	T21	CUT	T43	T24	T24	T59	T52	T12	T77	T43	T24	T3	T67	82	T10	W/D	T21	T6	CUT	84	T71	T18	T30	T64
BMW Championship	T52	T7	T37	T7	T57	T11	T16	T48	T43	T43	T16	T31	68	T37	T61	T31	T37	T37	T37	T63	T28	T48	T37	T16	T52
TOUR Championship	T26	T26	28	T29	T29	-	-	-	-	-	-	-	-	-	-	-	-	-	-	-	-	-	-	-	-

# Toughest Holes

Rank	Course	Tournament	Hole	Avg. Score	Avg (over / under)	Par	Yardage	Eagles	Birdies	Par	Bogeys	Double Bogeys	Other
1	Sheshan International GC	World Golf Championships-HSBC Champions	9	4.435	+.435	4	486	0	18	164	101	24	1
2	Torrey Pines GC (South)	Farmers Insurance Open	12	4.387	+.387	4	504	0	22	162	110	16	0
3	Riviera CC	Genesis Open	12	4.374	+.374	4	479	0	22	252	144	18	2
4	PGA National (Champion)	The Honda Classic	6	4.370	+.370	4	479	0	34	246	128	24	6
5	Pebble Beach Golf Links	U.S. Open	9	4.362	+.362	4	526	0	39	263	131	34	3
6	Bethpage State Park BK Course	PGA Championship	15	4.360	+.360	4	484	0	39	246	171	18	1
7	Royal Portrush Golf Club	The Open Championship	11	4.352	+.352	4	474	0	41	249	141	21	6
8	Royal Portrush Golf Club	The Open Championship	14	4.349	+.349	4	473	0	34	255	150	14	5
9	Monterey Peninsula CC	AT&T Pebble Beach Pro-Am	1	4.342	+.342	4	495	0	7	96	46	5	1
10	Sheshan International GC	World Golf Championships-HSBC Champions	17	3.338	+.338	3	212	0	25	186	70	23	4
11	Augusta National GC	Masters Tournament	5	4.336	+.336	4	495	0	13	182	103	6	0
12	Club de Golf Chapultepec	World Golf Championships-Mexico Championship	8	4.328	+.328	4	525	0	24	158	93	11	1
13	Bethpage State Park BK Course	PGA Championship	3	3.322	+.322	3	230	0	35	269	155	15	1
13	Bethpage State Park BK Course	PGA Championship	12	4.322	+.322	4	515	0	29	286	139	20	1
15	Sheshan International GC	World Golf Championships-HSBC Champions	15	4.321	+.321	4	487	0	19	182	97	9	1
15	Pebble Beach Golf Links	U.S. Open	2	4.321	+.321	4	516	1	49	245	152	20	3
17	Bethpage State Park BK Course	PGA Championship	5	4.318	+.318	4	478	0	37	269	152	15	2
18	Spyglass Hill GC	AT&T Pebble Beach Pro-Am	8	4.316	+.316	4	399	0	11	92	44	8	0
18	Sea Island Resort (Plantation)	The RSM Classic	15	3.316	+.316	3	156	0	11	101	26	17	0
20	Innisbrook Resort (Copperhead)	Valspar Championship	16	4.311	+.311	4	475	1	36	250	115	21	4
21	Pebble Beach Golf Links	U.S. Open	8	4.291	+.291	4	428	0	32	295	122	17	4
22	Quail Hollow Club	Wells Fargo Championship	17	3.284	+.284	3	223	0	29	307	91	26	5
22	Bethpage State Park BK Course	PGA Championship	10	4.284	+.284	4	502	0	45	276	130	22	2
24	Bay Hill Club & Lodge	Arnold Palmer Invitational presented by Mastercard	8	4.281	+.281	4	460	0	43	209	115	15	2
25	TPC Twin Cities	3M Open	9	4.279	+.279	4	502	1	51	267	116	26	5
26	Monterey Peninsula CC	AT&T Pebble Beach Pro-Am	4	4.277	+.277	4	426	0	14	88	50	2	1
26	Monterey Peninsula CC	AT&T Pebble Beach Pro-Am	9	3.277	+.277	3	223	0	14	91	44	5	1
28	Torrey Pines (North)	Farmers Insurance Open	3	3.276	+.276	3	241	0	6	102	47	1	0
28	Muirfield Village GC	the Memorial Tournament presented by Nationwide	18	4.276	+.276	4	484	0	47	219	87	27	4
30	Club de Golf Chapultepec	World Golf Championships-Mexico Championship	7	3.275	+.275	3	235	0	28	181	53	21	4
30	Quail Hollow Club	Wells Fargo Championship	18	4.275	+.275	4	494	0	35	283	119	21	0
32	Innisbrook Resort (Copperhead)	Valspar Championship	3	4.274	+.274	4	455	0	27	265	126	9	0
33	Colonial CC	Charles Schwab Challenge	5	4.273	+.273	4	481	0	34	243	82	21	5
33	Colonial CC	Charles Schwab Challenge	9	4.273	+.273	4	407	0	37	237	85	21	5
35	Riviera CC	Genesis Open	15	4.272	+.272	4	487	0	36	268	114	19	1
36	Torrey Pines GC (South)	Farmers Insurance Open	15	4.265	+.265	4	478	0	24	189	89	7	1
37	CC of Jackson	Sanderson Farms Championship	16	4.260	+.260	4	479	0	28	263	102	11	3
38	Hamilton Golf & Country Club	RBC Canadian Open	18	4.258	+.258	4	446	0	25	303	111	14	1
39	Pebble Beach Golf Links	U.S. Open	17	3.257	+.257	3	208	0	41	274	149	5	1
40	Bethpage State Park BK Course	PGA Championship	16	4.255	+.255	4	490	0	40	290	129	16	0
41	Bay Hill Club & Lodge	Arnold Palmer Invitational presented by Mastercard	9	4.253	+.253	4	480	1	23	246	108	4	2
42	Royal Portrush Golf Club	The Open Championship	16	3.247	+.247	3	236	0	24	305	122	6	1
42	Augusta National GC	Masters Tournament	10	4.247	+.247	4	495	0	28	186	79	9	2
42	Augusta National GC	Masters Tournament	11	4.247	+.247	4	505	0	21	197	78	7	1
42	Pebble Beach Golf Links	U.S. Open	10	4.247	+.247	4	495	1	47	277	125	20	0
46	TPC Scottsdale	Waste Management Phoenix Open	14	4.237	+.237	4	490	0	27	269	105	5	3
46	Torrey Pines (North)	Farmers Insurance Open	2	4.237	+.237	4	495	0	11	100	42	3	0
46	Pebble Beach GL	AT&T Pebble Beach Pro-Am	9	4.237	+.237	4	466	0	17	137	56	3	2
49	TPC Sawgrass	THE PLAYERS Championship	5	4.236	+.236	4	471	1	43	266	106	21	0
50	TPC Twin Cities	3M Open	2	4.234	+.234	4	468	0	59	285	87	26	9

# Toughest Courses

Ranking	Course	Tournament	Avg. Score	Avg (over / under)	Par	Yardage	Eagles	Birdies	Par	Bogeys	Double Bogeys	Other
1	Bethpage State Park BK Course	PGA Championship	72.543	+2.543	70	7459	17	1138	5245	1938	196	16
2	Pebble Beach Golf Links	U.S. Open	72.353	+1.353	71	7075	33	1496	5020	1663	218	30
3	Sheshan International GC	World Golf Championships-HSBC Champions	73.256	+1.256	72	7261	16	1047	3247	1032	176	26
4	Royal Portrush Golf Club	The Open Championship	72.175	+1.175	71	7344	32	1339	5180	1493	164	36
5	PGA National (Champion)	The Honda Classic	71.016	+1.016	70	7125	9	1320	5045	1277	199	34
6	Innisbrook Resort (Copperhead)	Valspar Championship	71.981	+ .981	71	7340	15	1218	4935	1382	124	12
7	Colonial CC	Charles Schwab Challenge	70.860	+ .860	70	7209	12	1111	4516	1133	141	17
8	Quail Hollow Club	Wells Fargo Championship	71.762	+ .762	71	7554	24	1434	5138	1481	154	13
9	Bay Hill Club & Lodge	Arnold Palmer Invitational presented by Mastercard	72.378	+ .378	72	7454	37	1294	4261	1148	153	19
10	Riviera CC	Genesis Open	71.199	+ .199	71	7322	45	1429	4953	1325	119	13
11	Harbour Town GL	RBC Heritage	71.170	+ .170	71	7099	14	1341	4597	1078	151	19
12	Pebble Beach GL	AT&T Pebble Beach Pro-Am	72.130	+ .130	72	6816	17	690	2495	595	62	11
13	Muirfield Village GC	the Memorial Tournament presented by Nationwide	72.081	+ .081	72	7392	26	1448	4129	1116	166	27
14	East Lake GC	TOUR Championship	70.033	+ .033	70	7346	4	401	1385	334	30	6
15	Coco Beach Golf & CC	Puerto Rico Open	71.966	- .034	72	7506	28	1338	4791	1119	107	15
16	Augusta National GC	Masters Tournament	71.865	- .135	72	7475	40	1099	3300	936	90	7
17	Club de Golf Chapultepec	World Golf Championships-Mexico Championship	70.861	- .139	71	7345	30	1070	3120	814	120	12
18	Torrey Pines GC (South)	Farmers Insurance Open	71.729	- .271	72	7698	31	1109	3445	907	84	4
19	TPC River Highlands	Travelers Championship	69.724	- .276	70	6841	28	1579	5429	1161	128	27
20	Spyglass Hill GC	AT&T Pebble Beach Pro-Am	71.723	- .277	72	6960	10	529	1795	411	42	3
21	Hamilton Golf & Country Club	RBC Canadian Open	69.663	- .337	70	6967	39	1497	5322	1213	93	8
22	Monterey Peninsula CC	AT&T Pebble Beach Pro-Am	70.652	- .348	71	6958	20	564	1710	449	41	6
23	TPC Sawgrass	THE PLAYERS Championship	71.513	- .487	72	7189	63	1704	4714	1181	182	22
24	TPC Scottsdale	Waste Management Phoenix Open	70.511	- .489	71	7261	47	1423	4717	1055	100	20
25	TPC Southwind	World Golf Championships-FedEx St. Jude Invitational	69.504	- .496	70	7237	16	939	2847	639	81	14
26	Liberty National GC	THE NORTHERN TRUST	70.246	- .754	71	7370	54	1607	4468	1022	145	30
26	CC of Jackson	Sanderson Farms Championship	71.246	- .754	72	7440	28	1478	4704	1018	86	12
28	TPC San Antonio - AT&T Oaks	Valero Texas Open	71.242	- .758	72	7435	40	1598	4965	1086	107	16
29	Silverado Resort and Spa North	Safeway Open	71.103	- .897	72	7166	36	1682	5111	1131	92	12
30	Corales Golf Club	Corales Puntacana Resort & Club Championship	71.074	- .926	72	7670	34	1561	4625	1025	78	21
31	Nine Bridges	THE CJ CUP @ NINE BRIDGES	70.946	- 1.054	72	7196	40	1237	3472	765	88	14
32	Waialae CC	Sony Open in Hawaii	68.921	- 1.080	70	7044	56	1643	5047	1084	76	14
33	Sea Island Resort (Seaside)	The RSM Classic	68.839	- 1.161	70	7005	28	1171	3639	667	81	12
34	Trinity Forest Golf Club	AT&T Byron Nelson	69.652	- 1.348	71	7371	50	1839	5226	1097	93	11
35	TPC Deere Run	John Deere Classic	69.510	- 1.490	71	7268	58	1885	5132	1062	119	6
36	TPC Twin Cities	3M Open	69.455	- 1.545	71	7468	52	1976	5228	945	150	37
37	Sea Island Resort (Plantation)	The RSM Classic	70.446	- 1.555	72	6907	20	658	1724	325	57	6
38	TPC Summerlin	Shriners Hospitals for Children Open	69.369	- 1.631	71	7255	53	1785	4515	929	116	18
39	El Camaleon GC	Mayakoba Golf Classic	69.247	- 1.753	71	6987	46	1761	4491	859	122	11
40	Stadium Course	Desert Classic	70.238	- 1.762	72	7113	22	980	2555	440	84	5
41	Sedgefield CC	Wyndham Championship	68.175	- 1.825	70	7127	51	1880	5494	885	101	13
42	Detroit Golf Club	Rocket Mortgage Classic	70.113	- 1.887	72	7340	40	1895	5152	980	65	4
43	Medinah CC (No. 3)	BMW Championship	69.928	- 2.072	72	7613	37	1139	3209	532	45	6
44	Plantation Course at Kapalua	Sentry Tournament of Champions	70.925	- 2.076	73	7518	15	581	1482	262	33	3
45	Torrey Pines (North)	Farmers Insurance Open	69.841	- 2.160	72	7258	28	671	1742	345	21	1
46	Keene Trace Golf Club	Barbasol Championship	69.590	- 2.411	72	7328	114	1865	4515	841	101	16
47	TPC Kuala Lumpur	CIMB Classic	69.401	- 2.599	72	7005	51	1503	3375	592	84	11
48	Nicklaus Tournament Course	Desert Classic	69.059	- 2.942	72	7159	15	762	1745	246	35	5
49	La Quinta CC	Desert Classic	68.719	- 3.282	72	7060	20	763	1765	231	27	2

*SECTION 7*

# *AWARDS*

*THE 2019-20*



*MEDIA GUIDE*

# Awards

## FedExCup

Season	Winner
2018-19	Rory McIlroy
2017-18	Justin Rose
2016-17	Justin Thomas
2015-16	Rory McIlroy
2014-15	Jordan Spieth
2013-14	Billy Horschel

Season	Winner
2013	Henrik Stenson
2012	Brandt Snedeker
2011	Bill Haas
2010	Jim Furyk
2009	Tiger Woods
2008	Vijay Singh
2007	Tiger Woods

## Jack Nicklaus Award - PGA TOUR Player of the Year

Season	Winner
2018-19	Rory McIlroy
2017-18	Brooks Koepka
2016-17	Justin Thomas
2015-16	Dustin Johnson
2014-15	Jordan Spieth
2013-14	Rory McIlroy
2013	Tiger Woods
2012	Rory McIlroy
2011	Luke Donald
2010	Jim Furyk
2009	Tiger Woods
2008	Padraig Harrington
2007	Tiger Woods
2006	Tiger Woods
2005	Tiger Woods

Season	Winner
2004	Vijay Singh
2003	Tiger Woods
2002	Tiger Woods
2001	Tiger Woods
2000	Tiger Woods
1999	Tiger Woods
1998	Mark O'Meara
1997	Tiger Woods
1996	Tom Lehman
1995	Greg Norman
1994	Nick Price
1993	Nick Price
1992	Fred Couples
1991	Fred Couples
1990	Wayne Levi

## Arnold Palmer Award - PGA TOUR Rookie of the Year

Season	Winner
2018-19	Sungjae Im
2017-18	Aaron Wise
2016-17	Xander Schauffele
2015-16	Emiliano Grillo
2014-15	Daniel Berger
2013-14	Chesson Hadley
2013	Jordan Spieth
2012	John Huh
2011	Keegan Bradley
2010	Rickie Fowler
2009	Marc Leishman
2008	Andres Romero
2007	Brandt Snedeker
2006	Trevor Immelman
2005	Sean O'Hair

Season	Winner
2004	Todd Hamilton
2003	Ben Curtis
2002	Jonathan Byrd
2001	Charles Howell III
2000	Michael Clark II
1999	Carlos Franco
1998	Steve Flesch
1997	Stewart Cink
1996	Tiger Woods
1995	Woody Austin
1994	Ernie Els
1993	Vijay Singh
1992	Mark Carnevale
1991	John Daly
1990	Robert Gamez

## Byron Nelson Award

Season	Winner	Scoring Avg.	Season	Byron Nelson Award Winner	Scoring Avg.
2018-19	Rory McIlroy	69.06	1999	Tiger Woods	68.43
2017-18	Dustin Johnson	68.70	1998	David Duval	69.13
2016-17	Jordan Spieth	68.84	1997	Nick Price	68.98
2015-16	Dustin Johnson	69.17	1996	Tom Lehman	69.32
2014-15	Jordan Spieth	68.94	1995	Greg Norman	69.06
2013-14	Rory McIlroy	68.83	1994	Greg Norman	68.81
2013	Steve Stricker	68.95	1993	Greg Norman	68.90
2012	Rory McIlroy	68.87	1992	Fred Couples	69.38
2011	Luke Donald	68.86	1991	Fred Couples	69.59
2010	Matt Kuchar	69.61	1990	Greg Norman	69.10

Season	Winner	Scoring Avg.	Season	Byron Nelson Award Winner	Scoring Avg.
2009	Tiger Woods	68.05	1989	Payne Stewart	69.49
2008	Sergio Garcia	69.12	1988	Greg Norman	69.38
2007	Tiger Woods	67.79	1987	David Frost	70.09
2006	Tiger Woods	68.11	1986	Scott Hoch	70.08
2005	Tiger Woods	68.66	1985	Don Pooley	70.36
2004	Vijay Singh	68.84	1984	Calvin Peete	70.56
2003	Tiger Woods	68.41	1983	Raymond Floyd	70.61
2002	Tiger Woods	68.56	1982	Tom Kite	70.21
2001	Tiger Woods	68.81	1981	Tom Kite	69.80
2000	Tiger Woods	67.79	1980	Lee Trevino	69.73

## Payne Stewart Award

Year	Winner
2019	Hale Irwin
2018	Bernhard Langer
2017	Stewart Cink
2016	Jim Furyk
2015	Ernie Els
2014	Nick Faldo
2013	Peter Jacobsen
2012	Steve Stricker
2011	David Toms
2010	Tom Lehman

Year	Winner
2009	Kenny Perry
2008	Davis Love III
2007	Hal Sutton
2006	Gary Player
2005	Brad Faxon
2004	Jay Haas
2003	Tom Watson
2002	Nick Price
2001	Ben Crenshaw
2000	Byron Nelson, Jack Nicklaus, Arnold Palmer

## Courage Award

Year	Winner
2018	Gene Sauers
2015	Jarrod Lyle
2013	Erik Compton
2010	Stuart Appleby
2008	Dudley Hart
2007	Steve Stricker
2006	Steve Stricker
2005	Olin Browne
2004	John Daly
2003	Peter Jacobsen
2002	Gene Sauers

Year	Winner
2001	Joe Durant
2000	Paul Azinger
1999	Steve Pate
1998	Scott Verplank
1997	Bill Glasson
1996	Steve Jones
1995	Bob Tway
1994	Hal Sutton
1993	Howard Twitty
1992	John Cook
1991	Bruce Fleisher, D.A. Weilbring

## Other Awards

### Associated Press Male Athlete of the Year

Year	Winner
2006	Tiger Woods
2000	Tiger Woods
1999	Tiger Woods
1997	Tiger Woods
1971	Lee Trevino
1953	Ben Hogan
1945	Byron Nelson
1944	Byron Nelson
1932	Gene Sarazen

### Sporting News Man of the Year

Year	Winner
1971	Lee Trevino

### Presidential Medal of Freedom

Year	Winner
2019	Tiger Woods
2014	Charlie Sifford
2005	Jack Nicklaus
2004	Arnold Palmer

### Associated Press Athlete of the Decade

Year	Winner
2000s	Tiger Woods

### Sports Illustrated Sportsman of the Year

Year	Winner
2000	Tiger Woods
1996	Tiger Woods
1978	Jack Nicklaus
1971	Lee Trevino
1964	Ken Venturi
1960	Arnold Palmer

### Tournament of the Year

Season	Tournament
2018-19	Waste Management Phoenix Open
2017-18	Waste Management Phoenix Open
2016-17	Travelers Championship
2015-16	John Deere Classic
2014-15	Waste Management Phoenix Open
2013-14	BMW Championship, Waste Management Phoenix Open
2013	BMW Championship
2012	BMW Championship
2011	The Greenbrier Classic
2010	Quail Hollow Championship
2009	Quail Hollow Championship
2008	BMW Championship

## Charity of the Year

Season	Winner	Tournament
2018-19	Momentous Institute	AT&T Byron Nelson
2017-18	Second Helpings	RBC Heritage
2016-17	Carvin School	Puerto Rico Open
2015-16	Each One, Tell One.	Barracuda Championship
2014-15	Monarch School	Farmers Insurance Open
2013-14	The Hole in the Wall Gang Camp	Travelers Championship
2013	Memory Matters	RBC Heritage
2012	The Children's Cabinet	Reno-Tahoe Open
2011	River Bend Foodbank	John Deere Classic
2010	Ryan House	Waste Management Phoenix Open
2009	Arnold Palmer Medical Center	Arnold Palmer Invitational
2008	Whaley Children's Center	Buick Open
2007	Academy Prep Center for Education	PODS Championship
2006	Any Baby Can	Valero Texas Open
2005	St. Michael's Special School	Zurich Classic of New Orleans
2004	Evans Scholars Foundation	Cialis Western Open
2003	Respite Care of San Antonio	Valero Texas Open
2002	Children's Healthcare of Atlanta	BellSouth Classic
2001	Homeward Bound	Phoenix Open
2000	Volunteers in Medicine	WorldCom Classic - The Heritage of Golf
1999	Louisiana Chapter of Operation Smile	Compaq Classic of New Orleans
1998	St. Jude Children's Research Hospital	FedEx St. Jude Classic
1997	Martha's Kitchen	Bob Hope Chrysler Classic
1996	The Thunderbird Youth Fund	Phoenix Open
1995	The Pro Kids Golf Academy	Buick Invitational
1994	La. Children's Research Center for Development and Learning	Freeport-McMoRan Classic
1993	Chinquapin School	Shell Houston Open
1992	United Health Services System	B.C. Open
1991	Arrowhead Ranch for Boys	Hardee's Golf Classic
1990	Salesmanship Club	GTE Byron Nelson Classic
1989	Bobby Benson Foundation	United Airlines Hawaiian Open
1988	Siskin Memorial Foundation	Chattanooga Classic
1987	Egleston Hospital for Children	Bellsouth Classic

## Sports Illustrated 20th Century Sports Awards

Year	Winner
1999	Jack Nicklaus

## Volunteer of the Year

Season	Winner	Tournament
2018-19	Paul Brown	Wyndham Championship
2017-18	Henry "Skip" Monge	Barracuda Championship
2016-17	Chuck Austin	John Deere Classic
2015-16	Karen and Don Whamond	THE NORTHERN TRUST
2014-15	Doug Wertz	Zurich Classic of New Orleans
2013-14	Jim Hunt	Crowne Plaza Invitational at Colonial
2013	Darlene Riggs	THE PLAYERS Championship
2012	Terry Russ	Shell Houston Open
2011	Ray Berlinger	Children's Miracle Network Hospitals Classic
2010	Mel Krejci	BMW Championship
2009	Virginia Lane	TOUR Championship by Coca-Cola
2008	Joan Smith	Buick Invitational
2007	Phyllis Wade	Northern Trust Open
2006	Marty Sheets	Wyndham Championship
2005	John Hamilton	Cialis Western Open
2004	Peggy Nelson	EDS Byron Nelson Championship
2003	Bobby Tsumura	Sony Open in Hawaii
2002	Dick Searle	AT&T Pebble Beach National Pro-Am
2001	Mary Cave	Buick Invitational
2000	Earl Elliott	Shell Houston Open, TOUR Championship
1999	Steve Jacobs	John Deere Classic
1998	Dorothy Campbell	the Memorial Tournament

## Congressional Gold Medal

Year	Player
2006	Byron Nelson
2009	Arnold Palmer
2015	Jack Nicklaus

# 2019-20 PGA TOUR SCHEDULE

DATE	TOURNAMENT	GOLF COURSE(S) / LOCATION
September 12 - 15	A Military Tribute at The Greenbrier	The Old White TPC White Sulphur Springs, West Virginia
September 19 - 22	Sanderson Farms Championship	CC of Jackson Jackson, Mississippi
September 26 - 29	Safeway Open	Silverado Resort and Spa North Napa, California
October 3 - 6	Shriners Hospitals for Children Open	TPC Summerlin Las Vegas, Nevada
October 10 - 13	Houston Open	GC of Houston Humble, Texas
October 17 - 20	THE CJ CUP @ NINE BRIDGES	Nine Bridges Jeju Island, South Korea
October 24 - 27	ZOZO CHAMPIONSHIP	Accordia Golf Narashino CC Chiba, Japan
October 31 - November 3	World Golf Championships-HSBC Champions	Sheshan International GC Shanghai, China
October 31 - November 3	Bermuda Championship	Port Royal GC Southampton, Bermuda
November 14 - 17	Mayakoba Golf Classic	El Camaleon GC Playa del Carmen, Mexico
November 21 - 24	The RSM Classic	Sea Island Resort (Seaside), Sea Island Resort (Plantation) Sea Island, Georgia
January 2 - 5	Sentry Tournament of Champions	Plantation Course at Kapalua Kapalua, Maui, Hawaii
January 9 - 12	Sony Open in Hawaii	Waialae CC Honolulu, Hawaii
January 16 - 19	The American Express	Stadium Course, Nicklaus Tournament Course, La Quinta CC La Quinta, California
January 23 - 26	Farmers Insurance Open	Torrey Pines GC (South), Torrey Pines (North) San Diego, California
January 30 - February 2	Waste Management Phoenix Open	TPC Scottsdale Scottsdale, Arizona
February 6 - 9	AT&T Pebble Beach Pro-Am	Pebble Beach GC, Monterey Peninsula CC, Spyglass Hill GC Pebble Beach, California
February 13 - 16	The Genesis Invitational	The Riviera CC Pacific Palisades, California
February 20 - 23	World Golf Championships-Mexico Championship	Club de Golf Chapultepec Mexico City, Mexico
February 20 - 23	Puerto Rico Open	Coco Beach Golf & CC Rio Grande, Puerto Rico
February 27 - March 1	The Honda Classic	PGA National (Champion) Palm Beach Gardens, Florida
March 5 - 8	Arnold Palmer Invitational presented by Mastercard	Bay Hill Club & Lodge Orlando, Florida
March 12 - 15	THE PLAYERS Championship	TPC Sawgrass Ponte Vedra Beach, Florida
March 19 - 22	Valspar Championship	Innisbrook Resort (Copperhead) Palm Harbor, Florida
March 25 - 29	World Golf Championships-Dell Technologies Match Play	Austin Country Club Austin, Texas
March 26 - 29	Corales Puntacana Resort & Club Championship	Corales Golf Club Punta Cana, Dominican Republic
April 2 - 5	Valero Texas Open	TPC San Antonio - AT&T Oaks San Antonio, Texas
April 9 - 12	Masters Tournament	Augusta National GC Augusta, Georgia
April 16 - 19	RBC Heritage	Harbour Town GL Hilton Head, South Carolina
April 23 - 26	Zurich Classic of New Orleans	TPC Louisiana Avondale, Louisiana
April 30 - May 3	Wells Fargo Championship	Quail Hollow Club Charlotte, North Carolina
May 7 - 10	AT&T Byron Nelson	Trinity Forest Golf Club Dallas, Texas
May 14 - 17	PGA Championship	TPC Harding Park San Francisco, California
May 21 - 24	Charles Schwab Challenge	Colonial CC Fort Worth, Texas
May 28 - 31	Rocket Mortgage Classic	Detroit Golf Club Detroit, Michigan
June 4 - 7	the Memorial Tournament presented by Nationwide	Muirfield Village GC Dublin, Ohio
June 11 - 14	RBC Canadian Open	St. George's G&CC Toronto, ON, Canada
June 18 - 21	U.S. Open	Winged Foot GC Mamaroneck, New York
June 25 - 28	Travelers Championship	TPC River Highlands Cromwell, Connecticut
July 2 - 5	World Golf Championships-FedEx St. Jude Invitational	TPC Southwind Memphis, Tennessee
July 2-5	Barracuda Championship	Tahoe Mt. Club (Old Greenwood), Truckee, California
July 9 - 12	John Deere Classic	TPC Deere Run Silvis, Illinois
July 16 - 19	The Open Championship	Royal St. George's GC Sandwich, Kent, England
July 16 - 19	Barbasol Championship	Keene Trace Golf Club Nicholasville, Kentucky
July 23 - 26	3M Open	TPC Twin Cities Blaine, Minnesota
August 6 - 9	Wyndham Championship	Sedgefield CC Greensboro, North Carolina
August 13 - 16	THE NORTHERN TRUST	TPC Boston Norton, Massachusetts
August 20 - 23	BMW Championship	Olympia Fields CC (North) Olympia Fields, Illinois
August 27 - 30	TOUR Championship	East Lake GC Atlanta, Georgia

THE 2019-20



MEDIA GUIDE