

OAKLAND 100-POINT GAMES

Date	Result
12/2/67	Oakland 109, vs. Adrian 106 (OT)
1/5/68	Oakland 101 vs. Wayne State 112
1/6/68	Adrian 111, vs. Oakland 107 (OT)
1/19/68	Oakland 104, vs. Spring Arbor 92
2/9/68	Oakland 100, vs. Mackinac 67
1/24/69	Oakland 114, vs. Lake Superior State 88
1/22/69	Oakland 101, vs. Adrian 77
12/6/69	Oakland 103, vs. Northwood 78
1/28/70	Oakland 102, Western Ontario 68
12/28/70	Oakland 106, vs. Geneseo State 88
2/10/71	at Olivet 119, Oakland 118
3/3/71	Oakland 100, at Saginaw Valley State 74
12/7/71	Oakland 117, vs. Saginaw Valley State 74
1/4/72	Oakland 106, vs. Windsor 88
1/72	Oakland 109, vs. Grand Valley State 95
10/28/72	Oakland 135, vs. Albion 80
12/2/72	Oakland 103, vs. Spring Arbor 97
2/7/73	Oakland 114, vs. Ashland 97
2/10/73	Oakland 101, vs. Northwood 80
12/6/73	Oakland 111, vs. Northwood 84
1/1/77	Oakland 101, at IUPUI 97
1/24/77	Oakland 110, at Hillsdale 91
1/23/78	Oakland 101, vs. Ferris State 71
11/27/78	Oakland 113, vs. IUPUI 83
1/9/80	Oakland 114, vs. Ashland 107 (OT)
12/1/80	Oakland 111, vs. Michigan-Dearborn 88
11/20/81	Oakland 104, at Michigan-Dearborn 87
11/23/81	Oakland 114, vs. Mercy 84
11/28/81	Oakland 111, at IPFW 67
11/30/81	at St. Joseph's (IN) 104, Oakland 103 (OT)
12/2/81	Oakland 125, vs. Shaw 100
11/22/83	Oakland 104, vs. Michigan-Dearborn 70
12/28/84	Oakland 111, vs. Nazareth 56
1/5/85	vs. Northwood 106, Oakland 102 (2OT)
12/19/85	Oakland 104, at Michigan-Dearborn 95
11/21/87	Oakland 150, vs. NE Illinois 76
11/25/87	Oakland 143, at N. Michigan 128 (3OT)
11/30/87	at Eastern Michigan 117, Oakland 107
12/3/87	at Central Michigan 127, Oakland 116
12/19/87	Oakland 105, at Tri-State 91
12/28/87	Oakland 109, vs. Aquinas 93
12/29/87	Oakland 107, vs. Siena Heights 85
1/20/88	Oakland 112, vs. N. Michigan 111 (OT)
1/25/88	vs. Hillsdale 116, Oakland 102
2/22/88	Oakland 124, vs. St. Mary's (MI) 103
12/6/88	Oakland 110, at GR Baptist 108 (2OT)

12/17/88	Oakland 100, at NE Illinois 79
12/21/88	Oakland 112, vs. Aquinas 102
12/29/88	Oakland 114, vs. Indiana Wesleyan 54
12/30/88	Oakland 103, vs. Bristol 88
1/12/89	Oakland 103, vs. Lake Superior State 75
1/14/89	Oakland 101, at St. Mary's (MI) 99
11/29/89	vs. St. Mary's (MI) 119, Oakland 109
12/29/89	Oakland 105, vs. Huntington 93
1/9/90	Oakland 119, vs. Concordia (MI) 64
2/28/90	Oakland 107, vs. Hillsdale 93
12/29/90	Oakland 100, vs. Aquinas 77
1/7/91	Oakland 115, vs. Concordia (MI) 52
2/23/91	Oakland 106, vs. Michigan Tech 81
1/4/92	Oakland 103, vs. Michigan-Dearborn 48
12/30/92	Oakland 106, vs. Michigan-Dearborn 67
11/27/93	Oakland 101, at Alma 92
11/29/93	Oakland 111, vs. Lewis 103
12/2/93	Oakland 100, at Northwood 97
12/20/93	Oakland 189, vs. Madonna 107
12/29/93	Oakland 121, vs. Michigan-Dearborn 89
12/30/93	Oakland 123, vs. Indiana Tech 112
2/7/94	Oakland 107, at Mercyhurst 99
3/5/94	Oakland 107, vs. Ferris State 106 (OT)
3/8/94	Oakland 105, at Quincy 98
11/22/94	Oakland 107, vs. Madonna 65
11/25/94	Oakland 104, vs. Missouri-Rolla 74
11/29/94	Oakland 108, vs. Alma 71
12/10/94	Oakland 102, vs. Saginaw Valley State 87
12/29/94	Oakland 115, vs. Huntington 67
12/20/94	Oakland 112, vs. Rochester College 67
1/5/95	Oakland 112, at Northwood 77
1/7/95	Oakland 105, at Grand Valley State 88
2/16/95	Oakland 109, at Wayne State 76
2/18/95	Oakland 105, vs. Lake Superior State 100
2/23/95	Oakland 103, vs. Northwood 72
2/25/95	Oakland 100, vs. Grand Valley State 95
11/21/95	Oakland 104, at Madonna 74
11/29/95	Oakland 108, vs. Michigan-Dearborn 80
12/29/95	Oakland 100, vs. Aquinas 66
2/1/96	Oakland 103, vs. Ashland 87
2/6/96	Oakland 118, vs. Rochester College 74
2/22/96	Oakland 105, vs. Gannon 63
2/24/96	Oakland 104, vs. Ferris State 77
3/1/96	Oakland 100, vs. Saginaw Valley State 90
3/2/96	vs. Lake Superior State 106, Oakland 102
11/19/96	Oakland 110, at Concordia 68
1/9/97	Oakland 102, at Gannon 93

12/19/98	Oakland 100, vs. Rochester College 52
2/24/99	Oakland 111, vs. UMKC 108 (2OT)
12/29/01	Oakland 100, vs. W. Michigan 94 (OT)
11/23/02	Oakland 107, vs. Spring Arbor 72
2/15/03	Oakland 100, vs. UMKC 79
12/16/03	Oakland 105, vs. Saginaw Valley State 78
11/19/05	Oakland 102, vs. Notre Dame College 74
12/6/07	Oakland 114, vs. UMKC 105 (OT)
2/28/09	Oakland 100, vs. UMKC 88
12/28/09	Oakland 106, vs. Alma 57
11/26/10	Oakland 105, vs. Southern 53
12/21/10	Valparaiso 103, at Oakland 102
1/29/11	Oakland 100, vs. Centenary 90
2/19/11	Oakland 105, vs. South Dakota State 96
2/24/11	Oakland 103, at UMKC 90
3/7/11	Oakland 110, vs. South Dakota State 90
12/1/11	Oakland 101, vs. South Dakota 83
12/22/13	Oakland 100, vs. Robert Morris 94
12/28/15	Oakland 101, vs. Chicago State 93
1/23/16	Oakland 111, at Green Bay 95
2/4/16	Oakland 107, at Youngstown State 85
2/13/16	Oakland 111, vs. Green Bay 93
2/26/16	Oakland 108, vs. Detroit 97
11/18/16	Oakland 102, vs. Goshen 52
11/19/16	Oakland 107, vs. Chicago State 79
02/21/17	Oakland 101, vs. Youngstown State 72



OAKLAND OVERTIME GAMES

OVERTIME RECORD

Overall	38-38 (.500)
Single Overtime	32-30 (.516)
Double Overtime	3-6 (.333)
Triple Overtime	1-1 (.500)
Quadruple Overtime	0-1 (.000)
at Home	20-17 (.540)
at O'rena	18-11 (.620)
on Road	15-18 (.454)
Neutral Sites	3-4 (.429)

OAKLAND OVERTIME GAMES

Date	#OTs	Result
12/2/67	1	Oakland 109, vs. Adrian 106
1/6/68	1	Adrian 111, vs. Oakland 107
12/4/68	1	Albion 101, vs. Oakland 97
12/22/72	2	vs. Morgan State 83, Oakland 79
1/10/73	1	Oakland 90, Olivet 79
12/28/73	1	Wheaton (IL) 75, vs. Oakland 73
1/26/74	1	Oakland 74, vs. Alma 71
12/7/74	1	at Michigan Tech 67, Oakland 63
12/6/78	1	Oakland 98, Akron 88
1/17/79	1	Oakland 55, Wright State 54
2/7/79	1	Oakland 72, at N. Kentucky 70
1/9/80	1	Oakland 114, Ashland 107
2/9/80	2	at Hillsdale 38, Oakland 34
11/30/81	3	at St. Joseph's (IN) 104, Oakland 103
12/7/82	1	at Hillsdale 99, Oakland 90
1/29/83	1	Saginaw Valley State 84, Oakland 82
2/19/83	1	Michigan Tech 73, Oakland 67
11/28/83	1	Illinois Tech 81, Oakland 76
1/26/84	1	at Grand Valley State 81, Oakland 77
2/11/84	1	Wayne State 73, Oakland 71
1/5/85	2	Northwood 106, Oakland 102
1/19/85	1	Oakland 62, at Mich. Tech 59
1/26/85	1	Saginaw Valley State 64, Oakland 73
2/7/85	1	Ferris State 79, Oakland 76
11/25/87	3	Oakland 143, N. Michigan 128
1/20/88	1	Oakland 112, N. Michigan 111
2/16/88	1	Oakland 54, Ferris State 53
12/6/88	2	Oakland 110, at GR Baptist 108
11/29/89	4	St. Mary's (MI) 119, Oakland 109
11/28/92	1	vs. Wabash 99, Oakland 97
3/5/94	2	Oakland 107, vs. Ferris St. 106
1/25/97	1	Oakland 91, at Mich. Tech 89
2/17/97	1	Oakland 81, Rochester College 77
1/14/99	1	Oral Roberts 94, Oakland 89
12/11/99	1	Western Michigan 89, Oakland 87
2/19/00	1	Oakland 99, at Chicago State 95
2/24/00	2	Oakland 111, UMKC 108
2/26/00	1	Oakland 86, Oral Roberts 84
12/20/00	1	Oakland 80, at Western Michigan 75
12/29/01	1	Oakland 100, Western Michigan 94
2/16/02	1	Oakland 94, at IUPUI 92
1/8/04	1	at Chicago St. 70, Oakland 69
1/10/04	1	IUPUI 83, Oakland 79
2/26/05	1	Oakland 94, IUPUI 89
2/15/07	1	UMKC 80, Oakland 76
2/17/07	1	Southern Utah 87, Oakland 85
2/24/07	1	Oakland 85, Oral Roberts 84
12/6/08	1	Oakland 114, UMKC 105
11/17/08	1	Oakland 82, at Oregon 79
12/18/08	1	Oakland 79, at Green Bay 76
1/10/09	1	at Oral Roberts 68, Oakland 65
1/31/09	1	at South Dakota St. 74, Oakland 68
11/27/10	1	Oakland 78, vs. Austin Peay 70
2/4/12	2	Oakland 74, Western Illinois 70
2/15/12	1	Oakland 76, Southern Utah 68
11/17/12	1	at Pittsburgh 72, Oakland 62
2/23/13	1	Oakland 82, Morehead State 79
12/21/13	1	Eastern Michigan 81, Oakland 79
2/14/14	1	Oakland 83, Detroit 82
3/4/14	1	Oakland 96, Youngstown State 92
11/24/14	2	Western Carolina 88, Oakland 79
12/6/14	1	Oakland 70, at Morehead State 68

12/20/14	1	at Pittsburgh 81, Oakland 77
1/2/15	1	Oakland 89, Valparaiso 75
1/28/15	1	Oakland 84, Wright State 76
12/22/15	1	#1/1 Michigan State 99, vs. Oakland 93
01/29/17	1	Oakland 79, Milwaukee 70
11/27/17	1	Oakland 93 at Oral Roberts 86
1/7/18	1	Oakland 81, Wright State 86
11/13/18	1	Oakland 77, Western Michigan 85
12/21/19	1	Fairfield 61, Oakland 59
1/25/20	1	IUPUI 89, Oakland 85
2/23/20	2	Oakland 92, Green Bay 88
11/29/20	1	Oakland 71, Michigan 81
12/26/20	1	Oakland 77, Detroit Mercy 75
1/8/21	1	Oakland 81, Green Bay 84
2/12/21	2	Oakland 82, Robert Morris 88
2/20/21	2	Oakland 87, Milwaukee 89
3/2/21	1	Youngstown State 83, Oakland 87



POINTS

189	at Madonna (12/20/93)
150	Northeastern Illinois (11/21/87)
143	at Northern Michigan (11/25/87)

OPPONENTS POINTS

128	at Northern Michigan (11/25/87)
127	at Central Michigan (12/3/87)
120	at Central Michigan (12/11/76)
	Grand Valley State (1/29/72)

TOTAL POINTS, BOTH TEAMS

296	at Madonna (12/20/93)
271	at Northern Michigan (11/25/87)
243	at Central Michigan (12/3/87)

MOST POINTS IN A HALF

98	at Madonna (2nd half) (12/20/93)
91	at Madonna (1st half) (12/20/93)
75	Northeastern Illinois (1st half) (11/21/87)
	Northeastern Illinois (2nd half) (11/21/87)

MARGIN OF VICTORY

82	at Madonna (189-107) (12/20/93)
74	Northeastern Illinois (150-76) (11/21/87)
63	Concordia (MI) (115-52) (1/7/91)

MARGIN OF LOSS

68	at Detroit (113-45) (12/6/76)
57	at Detroit (105-48) (1/22/75)
56	at Central Michigan (120-64) (12/11/76)

FEWEST POINTS ALLOWED

40	at Ferris State (2/15/90)
41	at Northwestern (1/2/00)
43	Western Ontario (1972)

FIELD GOALS

63	at Madonna (12/20/93)
57	Shaw (12/2/81)
55	at Northern Michigan (11/25/87)
	Albion (1/28/72)

FIELD GOAL ATTEMPTS

109	at Madonna (12/20/93)
102	Aquinas (12/28/87)
99	at Northern Michigan (11/25/87)
	Northeastern Illinois (11/21/87)
	Spring Arbor (12/2/72)

FIELD GOAL PERCENTAGE

.712	(37-52) vs. Concordia (MI) (12/15/79)
.691	(38-55) vs. Texas Southern (12/27/02)
.690	(29-42) vs. Western Illinois (1/26/08)

THREE-POINT FIELD GOALS

27	at Madonna (12/20/93)
18	at Michigan State (12/13/20)
	at Hartford (12/16/18)
	Lake Superior State (12/7/96)
	Aquinas (12/29/95)
17	at Oklahoma State (12/5/20)
	at Chicago State (2/19/00)
	Rochester College (12/19/98)
	at Concordia (MI) (11/19/96)
	Gannon (2/22/96)
	Lake Superior State (2/12/94)
	Hillsdale (2/28/90)

THREE-POINT FIELD GOAL ATTEMPTS

57	at Madonna (12/20/03)
47	Kentucky Wesleyan (3/12/94)
42	at Wayne State (12/11/93)

THREE-POINT FIELD GOAL PERCENTAGE

.786	(11-14) Lake Erie (11/18/88)
.714	(10-14) Baldwin-Wallace (11/16/90)
.667	(10-15) at Western Illinois (3/3/07)
* Minimum of 10 made	

FREE THROW MAKES

39	#1/1 Michigan State (12/22/15)
	Grand Valley State (12/9/93)
38	Rochester College (11/21/09)
	Western Michigan (12/11/99)
	at Quincy (3/8/94)
	UM-Dearborn (12/30/92)
37	UMKC (2/28/09)
	at State Mary's (MI) (1/14/89)

FREE THROW ATTEMPTS

55	vs. Western Illinois (3/9/08)
52	Western Michigan (12/11/99)
50	Rochester College (11/21/09)
	Grand Valley State (12/9/93)
	Windsor (1/4/72)
48	#1/1 Michigan State (12/22/15)

FREE THROW PERCENTAGE

.957	(22-23) at Wright State (2/15/16)
.929	(26-28) Oral Roberts (11/24/18)
.920	(20-22) at Youngstown State (12/30/19)
	(23-25) at Seattle University (12/17/09)
	(23-25) at IPFW (12/5/09)
	(23-25) at Western Illinois (2/3/01)
	(23-25) Lake Superior State (1/12/89)
* Minimum of 20 made	

PERFECT FREE THROW PERCENTAGE

19-19	IPFW (3/8/10)
18-18	at Youngstown State (2/2/17)
14-14	Wright State (1/2/21)
12-12	at Northwestern (1/2/00)
11-11	Northern Michigan (2/1/92)

* Minimum of 10 made

OFFENSIVE REBOUNDS

30	Duquesne (11/20/07)
30	Spring Arbor (12/23/05)
29	Aquinas (12/28/87)

DEFENSIVE REBOUNDS

53	at Madonna (12/20/93)
49	Madonna (11/22/94)
46	Aquinas (12/20/94)

REBOUNDS

83	at Madonna (12/20/93)
71	Madonna (11/22/94)
	at State Mary's (MI) (12/6/79)
66	Ashland (1/9/80)

ASSISTS

41	Shaw (12/2/81)
36	State Mary's (MI) (2/22/88)
	Mercy (11/23/88)
35	Huntington (12/29/94)
	at Northern Michigan (11/25/87)

BLOCKED SHOTS

18*	at UIC (1/8/17)
14	Duquesne (11/20/07)
12	at UIC (2/21/16)

* Horizon League record

STEALS

26	Indiana Wesleyan (12/29/88)
24	Northeastern Illinois (11/21/87)
21	UM-Dearborn (1/4/92)
	at Grand Valley State (2/17/82)
	Shaw (12/2/81)
	at Western Ontario (11/24/80)

FOULS

41	at Wayne State (2/9/85)
37	at Western Michigan (11/25/85)
36	UM-Dearborn (12/2/82)

PLAYERS DISQUALIFIED

6	at Wayne State (2/9/85)
4	at Michigan State (12/21/16)
	Grand Valley State (2/1/97)
	at Western Michigan (11/25/85)
	at Michigan Tech (2/18/84)
	at Northwood (12/19/81)
	at State Joseph's (IN) (11/30/81)
	at Northwood (2/23/80)

OVERTIME PERIODS

4	Saint Mary's (MI) (11/29/89)
3	at Northern Michigan (11/25/87)
	at State Joseph's (IN) (11/30/81)
2	Last at Milwaukee (2/20/21)

POINTS IN ONE OVERTIME

19	Northern Michigan (1/20/88)
	at Northern Michigan (11/25/87)
18	Valparaiso (1/2/15)
	IUPUI (2/26/05)
17	at IUPUI (2/16/02)
	Ferris State (1/28/88)

LARGEST HOME ATTENDANCE (O'RENA)

1.	4,141 vs. Detroit Mercy (2/23/19)
2.	4,123 vs. Detroit Mercy (1/13/17)
3.	4,114 vs. Detroit Mercy (2/26/16)
4.	4,110 vs. Valparaiso (1/8/16)
5.	4,101 vs. Detroit Mercy (2/15/15)
6.	4,065 vs. Detroit Mercy (2/14/14)
7.	4,063 vs. Georgia (12/23/16)
8.	4,055 vs. Missouri (11/29/03)
9.	4,034 vs. Oral Roberts (2/6/10)
10.	4,005 vs. Michigan (11/17/00)

LARGEST ATTENDANCE

1.	23,207 vs. North Carolina (3/18/05)
	Charlotte Coliseum, Charlotte, N.C.
2.	22,076 vs. Wright State (12/27/00)
	The Palace, Auburn Hills, Mich.
3.	20,695 vs. Michigan State (12/16/17)
	Little Caesars Arena, Detroit, Mich.
4.	20,228 vs. Michigan State (12/22/15)
	The Palace, Auburn Hills, MI
5.	19,100 at Ohio State (12/27/99)
	Value City Arena, Columbus, Ohio

POINTS

- 52 Chris Howze at UM-Dearborn (12/19/85)
- 48 Carvin Melson vs. Grand Valley State (1/29/72)
- 47 Travis Bader vs. IUPUI (1/24/13)
- 45 Mike Helms vs. Western Michigan (12/29/01)

FIELD GOALS

- 21 Carvin Melson vs. Grand Valley State (1/29/72)
- 20 Scott Bittenger at Northern Michigan (11/25/87)
- 19 Chris Howze at UM-Dearborn (12/19/85)

FIELD GOAL ATTEMPTS

- 32 Scott Bittenger vs. Northern Michigan (1/20/88)
- 31 Kendrick Nunn vs. Wright State (1/7/18)
- 31 Scott Bittenger at Northern Michigan (11/25/87)

FIELD GOAL PERCENTAGE (MIN. 10 MADE)

- 1.000 (12-12) Xavier Hill-Mais vs. Defiance (11/19/18)
- 1.000 (11-11) Jason Burkholder at Mercyhurst (2/7/94)
- .933 (13-14) Brad Brechting vs. Cleveland State (2/2/19)
- .929 (13-14) Tim Kramer at IUPUI (12/21/77)
- .917 (11-12) Dan Champagne at Chicago State (2/2/02)
- .917 (11-12) Phil Johnson at Michigan Tech (2/27/92)
- .917 (11-12) Mike Mohn at Saginaw Valley State (2/28/84)

THREE-POINT FIELD GOALS

- 11 Travis Bader vs. IUPUI (1/24/13)
- 10 Rashad Williams at Oklahoma State (12/5/20)
- Travis Bader vs. Cleveland State (2/6/14)
- Travis Bader vs. Eastern Michigan (12/21/13)
- Travis Bader vs. South Dakota State (1/26/12)
- 9 Zion Young vs. Detroit Mercy (1/22/21)
- Max Hooper at Green Bay (1/23/16)
- Travis Bader vs. South Dakota State (2/9/13)
- Reggie Hamilton at Western Illinois (2/4/12)
- Calvin Wooten vs. Albany (11/9/05)
- Jason Rozycki vs. Western Illinois (2/21/00)
- Kevin Kovach vs. Hillsdale (1/2/97)

THREE-POINT FIELD GOALS ATTEMPTED

- 20 Rashad Williams at Oklahoma State (12/5/20)
- 19 Kendrick Nunn at Green Bay (12/30/17)
- 18 Travis Bader vs. Youngstown State (3/4/14)
- Travis Bader vs. IUPUI (1/24/13)
- 17 Rashad Williams vs. Cleveland State (3/9/21)
- Rashad Williams at Robert Morris (2/12/21)
- Rashad Williams at Michigan State (12/13/20)
- Max Hooper at Green Bay (1/23/16)
- Erik Kangas vs. UMKC (1/20/07)
- Jason Rozycki at UMKC (1/6/01)



Travis Bader set a new single-game school record by going 11-for-18 from 3-point range vs. IUPUI (1/24/13) inside the O'rena. Bader broke the all-time NCAA record with 504.

- Jason Rozycki vs. Western Illinois (2/21/00)
- Mike Riley at Illinois State (11/16/97)
- 16 Rashad Williams at Detroit Mercy (1/31/20)
- Travis Bader vs. South Dakota State (2/9/13)
- Reggie Hamilton vs. Western Michigan (12/23/11)
- Eric Taylor at Hillsdale (1/28/91)

THREE-POINT FG PERCENTAGE (MIN. 5 MADE)

- 1.000 (9-9) Zion Young vs. Detroit Mercy (1/22/21)
- (7-7) Myke Thom at Toledo (11/28/98)
- (6-6) Kay Felder vs. Abilene Christian (11/28/15)
- (6-6) Tony Howard vs. Lake Erie (11/18/88)
- (5-5) Braden Norris vs. Northern Illinois (11/25/18)
- (5-5) Larry Wright at Western Illinois (1/30/10)
- (5-5) Ty McGregor vs. Wayne State (2/22/92)
- (5-5) Scott Bittenger at Lake Superior St. (1/31/87)
- .875 (7-8) Reggie Hamilton vs. IUPUI (1/6/11)
- (7-8) Jason Rozycki at Oral Roberts (1/20/00)
- (7-8) Tom Marowelli at Northern Mich. (2/11/95)
- .857 (6-7) Braden Norris at Michigan State (12/21/18)
- (6-7) Kevin Kovach at Grand Valley State (1/13/96)
- (6-7) Kris Matuszewski vs. UM-Dearborn (12/30/95)

FREE THROWS

- 20 Mike Helms at Centenary (1/17/04)
- 19 Kay Felder at Green Bay (1/23/16)
- Kay Felder vs. Valparaiso (1/2/15)
- 18 Travis Bader vs. Youngstown State (3/4/14)
- Reggie Hamilton at UMKC (2/23/12)
- Jason Rozycki vs. Wright State (12/27/00)
- 17 Tom Eller at Edinboro (11/26/91)
- Rawle Marshall vs. IUPUI (2/26/05)

FREE THROWS ATTEMPTED

- 24 Kay Felder vs. Valparaiso (1/2/15)
- 23 Jason Rozycki vs. Wright State (12/27/00)
- 22 Kay Felder at Green Bay (1/23/16)
- Reggie Hamilton at UMKC (2/23/12)
- 21 Rawle Marshall vs. IUPUI (2/26/05)
- Mike Helms at Centenary (1/17/04)

FREE THROW PERCENTAGE (MIN. 11 MADE)

- 1.000 (18-18) Travis Bader vs. Youngstown State (3/4/14)
- (17-17) Tom Eller vs. Edinboro (11/26/91)
- (15-15) Jaevin Cumberland (11/24/18)
- (15-15) Reggie Hamilton vs. Tennessee (11/28/11)
- (14-14) Reggie Hamilton vs. Rice (3/20/12)
- (13-13) Kay Felder at Toledo (12/12/15)
- (13-13) Reggie Hamilton vs. Southern Utah (2/15/12)
- (13-13) Scott Bittenger vs. Siena Heights (12/29/87)
- (12-12) Kay Felder vs. Eastern Michigan (11/18/15)
- (12-12) Reggie Hamilton vs. Michigan (12/10/11)
- (12-12) Tom Eller at Lake Superior State (1/30/93)
- (12-12) John Henderson vs. St. Mary's (MI) (2/22/88)
- (11-11) Jalen Hayes vs. Towson (12/20/17)
- (11-11) Kay Felder at Northern Kentucky (2/1/16)
- (11-11) Reggie Hamilton at IPFW (1/15/11)
- (11-11) Kevin Kovach vs. Grand Valley State (2/1/97)
- (11-11) Tom Marowelli at Northern Michigan (2/11/95)
- (11-11) Tom Marowelli at Gannon (11/26/94)
- (11-11) Eric Taylor vs. Northern Michigan (1/27/90)
- (11-11) Rich Brauer vs. Northwood (2/24/79)

REBOUNDS

- 27 Tom Allan at Grand Valley State (1/26/68)
- 26 Mike McCan vs. Aquinas (12/28/97)
- Perry James vs. Ferris State (2/7/77)
- Kevin Williams vs. Hillsdale (2/11/76)
- 25 Kevin Williams at Northwood (12/20/75)
- Carvin Melson vs. Bethany (12/30/71)
- Tom Allan vs. Detroit Tech (2/7/68)
- Tom Allan vs. Spring Arbor (1/19/68)
- Tom Allan vs. Albion (12/4/68)

DEFENSIVE REBOUNDS

- 17 Keith Benson vs Austin Peay (11/27/10)
- 16 Brad Brechting vs. Youngstown State (1/31/19)
- Keith Benson vs. IPFW (3/8/10)
- Matt Stuck at Mercyhurst (1/26/96)
- 15 Jalen Hayes at Washington (12/19/15)
- Matt McClellan vs. Northwood (12/5/97)
- Matt Stuck vs. Huntington (12/29/94)



Keith Benson blocked a single-game school record 8 shots twice in his career. He blocked 7 shots in three different games and 6 in a total of 7 contests.

OFFENSIVE REBOUNDS

- 12 Mike McCan vs. Aquinas (12/28/87)
- 11 Corey Petros vs. Eastern Michigan (12/21/13)
- Shane Lawal vs. Duquesne (11/20/07)
- 10 Derick Nelson vs. Adrian (11/11/07)
- Shawn Hopes vs. Chicago State (1/6/07)

ASSISTS

- 25 Brian Gregory at Northern Michigan (11/25/87)
- 23 Brian Gregory vs. Northern Michigan (1/20/88)
- Brian Gregory vs. Aquinas (12/28/87)
- 20 Brian Gregory vs. Saginaw Valley State (2/2/89)

BLOCKED SHOTS

- 8 Keith Benson vs. Eastern Michigan (11/14/09)
- Keith Benson at South Dakota State (1/31/09)
- 7 Isaiah Brock at Robert Morris (12/10/16)
- Keith Benson vs. Centenary (1/29/11)
- Keith Benson at Centenary (12/28/10)
- Keith Benson vs. Central Arkansas (11/28/09)
- Shane Lawal vs. Duquesne (11/20/07)
- 6 Isaiah Brock vs. IUPUI (3/4/18)
- Isaiah Brock vs. Northern Kentucky (1/5/18)
- Isaiah Brock at Green Bay (12/30/17)
- Isaiah Brock at Milwaukee (12/28/17)
- Keith Benson vs. IUPUI (3/9/10)
- Keith Benson vs. IPFW (3/8/10)
- Keith Benson vs. IPFW (3/8/09)
- Keith Benson vs. IPFW (2/14/09)
- Dan Buza at Madonna (12/20/93)
- Don Rawlings vs. Shaw (12/12/79)
- Keith Benson at Wright State (11/23/10)
- Keith Benson vs. Austin Peay (11/28/10)
- Keith Benson vs. IPFW (2/12/11)

STEALS

- 10 Rawle Marshall at Texas A&M (12/2/02)
- 9 Eric Taylor vs. Huntington (12/29/89)
- Eric Taylor at Tri-State (11/30/77)
- 8 Kay Felder vs. Chicago State (12/28/15)
- Drew Valentine vs. UMKC (1/7/13)
- 7 Jalen Moore vs. Bradley (11/27/20)
- Duke Mondy vs. Michigan State (12/14/13)
- Duke Mondy vs. Indiana (12/10/14)
- Kevin Kovach vs. Rochester College (2/5/96)
- Eric Taylor at Hillsdale (12/7/91)
- Eric Taylor vs. St. Mary's (MI) (12/4/91)
- Eric Taylor at Grand Valley State (2/17/82)
- Eric Taylor vs. Shaw (12/2/81)
- Eric Taylor at Northern Michigan (11/29/80)
- Eric Taylor at Milwaukee (12/20/76)

WINS	
1. 2009-10.....	26
2. 2010-11.....	25
3. 2016-17.....	24
1996-97.....	24
5. 2008-09.....	23
6. 2015-16.....	21
1993-94.....	21
1995-96.....	21
9. 1986-87.....	20
1988-89.....	20
1994-95.....	20
2011-12.....	20

GAMES	
1. 2008-09.....	36
2011-12.....	36
3. 2009-10.....	35
2010-11.....	35
5. 2019-20.....	33
2018-19.....	33
2017-18.....	33
2015-16.....	33
2013-14.....	33
2012-13.....	33
2006-07.....	33
9. 2016-17.....	32
2004-05.....	32

WON-LOSS PERCENTAGE	
1. 1996-97.....	.774 (24-7)
2. 2016-17.....	.750 (24-8)
2. 2009-10.....	.743 (26-9)
3. 1995-96.....	.724 (21-8)
4. 1986-87.....	.714 (20-8)
1988-89.....	.714 (20-8)
2010-11.....	.714 (25-10)
7. 1994-95.....	.690 (20-9)
8. 1987-88.....	.679 (19-9)
1989-90.....	.679 (19-9)
10. 1993-94.....	.677 (21-10)

POINTS	
1. 1993-94.....	3,007
2. 2010-11.....	2,992
3. 2011-12.....	2,875
4. 1994-95.....	2,779
5. 2015-16.....	2,762
6. 2008-09.....	2,699
7. 2009-10.....	2,676
8. 1987-88.....	2,665
9. 1996-97.....	2,646
10. 2017-18.....	2,580

SCORING AVERAGE	
1. 1993-94.....	97.0
2. 1994-95.....	95.8
3. 1987-88.....	95.2
4. 1971-72.....	89.7
5. 1967-68.....	89.1
6. 1995-96.....	88.8
7. 2015-16.....	86.3
8. 1988-89.....	85.5
2010-11.....	85.5
10. 1996-97.....	85.4

SCORING DEFENSE	
1. 1986-87.....	66.9
2. 2006-07.....	67.8
3. 1973-74.....	69.0
4. 1991-92.....	69.6
5. 2019-20.....	69.7
6. 2016-17.....	70.7
2008-09.....	70.7
8. 1979-80.....	70.9
9. 2009-10.....	71.5
10. 1984-85.....	71.9
11. 1989-90.....	72.4

SCORING MARGIN	
1. 1995-96.....	+13.6
2. 1994-95.....	+12.3
3. 2016-17.....	+8.7
4. 2010-11.....	+8.6
5. 1981-82.....	+8.1
6. 1988-89.....	+7.6
7. 2015-16.....	+7.4
8. 1996-97.....	+7.1
9. 1989-90.....	+6.8
10. 1971-72.....	+5.7
1987-88.....	+5.7

FIELD GOALS	
1. 2010-11.....	1,052
2. 1993-94.....	1,048
3. 1987-88.....	982
4. 1994-95.....	977
5. 2008-09.....	962
6. 2011-12.....	947
7. 1971-72.....	943
8. 1981-82.....	938
9. 2015-16.....	920
2009-10.....	920

FIELD GOALS ATTEMPTED	
1. 1993-94.....	2,240
2. 2010-11.....	2,137
3. 2011-12.....	2,104
4. 2009-10.....	2,053
5. 1971-72.....	2,019
6. 1987-88.....	2,016
7. 2008-09.....	2,008
8. 2015-16.....	2,006
9. 1974-75.....	1,973
10. 2017-18.....	1,966

FIELD GOAL PERCENTAGE	
1. 1983-84.....	.519 (918/1,770)
2. 1979-80.....	.508 (755/1,485)
3. 1994-95.....	.503 (977/1,941)
4. 1988-89.....	.496 (891/1,795)
5. 1981-82.....	.496 (938/1,892)
6. 1995-96.....	.494 (891/1,802)
7. 2010-11.....	.492 (1,052/2,137)
8. 1982-83.....	.491 (874/1,781)
9. 1996-97.....	.489 (908/1,855)
10. 1987-88.....	.487 (982/2,016)

FIELD GOAL PERCENT DEFENSE	
1. 2016-17.....	.404 (825/2,041)
2. 1967-68.....	.422 (793/1,880)
3. 2019-20.....	.422 (838/1,984)
3. 2015-16.....	.434 (898/2,068)
4. 1970-71.....	.440 (875/1,987)
1972-73.....	.440 (856/1,946)
6. 2008-09.....	.441 (918/2,080)
7. 2010-11.....	.444 (984/2,217)
8. 1968-69.....	.449 (679/1,511)
9. 2017-18.....	.450 (931/2,067)

THREE-POINT FIELD GOALS	
1. 1993-94.....	356
2. 2011-12.....	335
3. 1996-97.....	333
4. 2018-19.....	314
5. 1994-95.....	308
6. 1995-96.....	299
7. 2010-11.....	287
8. 2015-16.....	284
9. 1998-99.....	280
10. 2013-14.....	279



Oakland won its second straight Summit League regular season and tournament championship in 2010-11. The Golden Grizzlies went 40-2 vs. league opponents from 2009-11.

THREE-POINT FG PER GAME

1. 1993-94.....	11.48
2. 1996-97.....	10.74
3. 1994-95.....	10.62
4. 1998-99.....	10.37
5. 1995-96.....	10.31
6. 2018-19.....	9.51
7. 2011-12.....	9.31
8. 1999-00.....	9.03
9. 2015-16.....	8.88
10. 2020-21.....	8.63

THREE-POINT FG ATTEMPTS

1. 1993-94.....	1,000
2. 2011-12.....	895
3. 1996-97.....	869
4. 2018-19.....	816
5. 1999-00.....	805
6. 1994-95.....	802
7. 2017-18.....	782
8. 2020-21.....	778
9. 1998-99.....	767
2010-11.....	767
10. 2013-14.....	754

THREE-POINT FG PERCENTAGE

(Min. 100 made)

1. 1989-90.....	.414 (150/362)
2. 1995-96.....	.397 (299/753)
3. 2015-16.....	.396 (284/718)
4. 2018-19.....	.385 (314/816)
1984-85.....	.385 (171/444)
5. 1994-95.....	.384 (308/802)
6. 1996-97.....	.383 (333/869)
7. 2006-07.....	.380 (209/550)
8. 1987-88.....	.374 (144/385)
1988-89.....	.374 (161/430)
2010-11.....	.374 (287/767)
2011-12.....	.374 (335/895)

FREE THROWS

1. 2011-12.....	646
2. 2015-16.....	638
3. 2009-10.....	630
4. 2010-11.....	601
5. 2012-13.....	559
6. 1987-88.....	557
7. 2016-17.....	555
1993-94.....	555
9. 2006-07.....	546
10. 2017-18.....	537

FREE THROW ATTEMPTS

1. 2011-12.....	877
2. 2009-10.....	876
3. 2010-11.....	835
4. 2015-16.....	831
5. 2012-13.....	790
6. 1993-94.....	770
7. 2007-08.....	758
8. 1987-88.....	757
9. 2002-03.....	735
10. 2013-14.....	732
11. 2016-17.....	730

FREE THROW PERCENTAGE

1. 1988-89.....	.775 (452/583)
2. 2017-18.....	.770 (537/697)
3. 2015-16.....	.768 (638/831)

2006-07.....	.768 (546/711)
4. 1996-97.....	.767 (497/648)
5. 1995-96.....	.761 (494/649)
6. 2016-17.....	.760 (555/730)
7. 1999-00.....	.743 (486/654)
8. 2018-19.....	.742 (492/663)
9. 2011-12.....	.737 (646/877)
10. 1987-88.....	.736 (557/757)

REBOUNDS

1. 1993-94.....	1,369
2. 2009-10.....	1,365
3. 1994-95.....	1,362
4. 2010-11.....	1,327
5. 1970-71.....	1,284
6. 2015-16.....	1,269
7. 2016-17.....	1,246
8. 2008-09.....	1,223
9. 1987-88.....	1,217
10. 2011-12.....	1,216

REBOUNDING AVERAGE

1. 1968-69.....	52.2
2. 1967-68.....	52.1
3. 1970-71.....	49.4
4. 1994-95.....	47.0
5. 1993-94.....	44.2
6. 1987-88.....	43.5
7. 1981-82.....	42.7
8. 1971-72.....	42.2
9. 1974-75.....	41.3
10. 1989-90.....	40.8

REBOUNDING MARGIN

1. 1992-93.....	+12.3
2. 1992-93.....	+7.9
3. 1968-69.....	+7.5
4. 1989-90.....	+7.0
5. 1986-87.....	+6.0
6. 1995-96.....	+5.9
7. 2006-07.....	+5.1
8. 2009-10.....	+4.9
2010-11.....	+4.9
10. 1981-82.....	+4.8

ASSISTS

1. 1987-88.....	636
2. 1994-95.....	628
3. 1988-89.....	589
4. 2018-19.....	580
5. 2010-11.....	568
6. 2017-18.....	553
7. 2016-17.....	549
8. 1972-73.....	534
9. 1995-96.....	533
10. 1993-94.....	524

ASSISTS AVERAGE

1. 1987-88.....	22.71
2. 1994-95.....	21.66
3. 1988-89.....	21.04
4. 1972-73.....	20.54
5. 1967-68.....	18.76
6. 1971-72.....	18.38
7. 1995-96.....	18.38
8. 1980-81.....	18.37
9. 1981-82.....	18.33
10. 1985-86.....	18.29

BLOCKS

1. 2010-11.....	195
2. 2017-18.....	170
3. 2009-10.....	169
4. 2008-09.....	167
5. 2016-17.....	165
6. 2007-08.....	120
7. 2015-16.....	112
8. 2003-04.....	100
9. 2018-19.....	99
9. 2019-20.....	99

BLOCKS AVERAGE

1. 2010-11.....	5.57
2. 2016-17.....	5.16
3. 2017-18.....	5.15
4. 2009-10.....	4.83
5. 2008-09.....	4.64
6. 2007-08.....	3.87
7. 2015-16.....	3.50
8. 2003-04.....	3.33
9. 2002-03.....	3.29
10. 1981-82.....	3.19

STEALS

1. 1981-82.....	337
2. 2001-02.....	287
3. 1990-91.....	275
4. 1987-88.....	273
5. 2012-13.....	272
6. 1988-89.....	267
7. 2003-04.....	263
8. 2016-17.....	259
9. 1989-90.....	250
10. 2020-21.....	248

STEALS AVERAGE

1. 1981-82.....	12.48
2. 1987-88.....	9.75
3. 2001-02.....	9.57
4. 1988-89.....	9.54
5. 1990-91.....	9.48
6. 1989-90.....	8.93
7. 1983-84.....	8.89
8. 2003-04.....	8.77
9. 1982-83.....	8.74
10. 1986-87.....	8.39

MISCELLANEOUS STREAKS		
Consecutive Wins		Season
1. 11	Jan. 30-March 19	2009-10
2. 10	Dec. 28-March 18	2010-11
3. 9	Jan. 29-March 4	2016-17
9	Feb. 5-March 9	2008-09
Consecutive Home Wins		Season(s)
1. 16	Nov. 21-Dec. 20	2009-10, 2010-11
2. 14	Dec. 7- Nov. 14	2008-09, 2009-10
3. 11	Jan. 7- Dec. 2	1990-91, 1991-92
4. 10	Dec. 31-March 17	2009-10
10	Feb. 7- Jan. 11	1973-74, 1974-75
Consecutive Road Wins		Season(s)
1. 8	Dec. 28-Nov. 14	2010-11, 2011-12
2. 7	Jan. 16-Feb. 19	2015-16
7	Jan. 9-Nov. 16	1996-97, 1997-98
Consecutive Losses		Season(s)
1. 13	Feb. 6-Dec. 4	1975-76, 1976-77
13	Jan. 6-Feb. 12	1974-75
3. 9 (3x)	Last Nov. 25-Dec. 26	1973-74, 1974-75, 2020-21
4. 8	March 7-Dec. 20	2003-04, 2004-05
5. 7 (2x)	Last Dec. 7-Jan. 2	1999-00
Consecutive Home Losses		Season(s)
1. 8	Feb. 11-Jan. 8	1975-76, 1976-77
2. 7	Dec. 8-Feb. 9	1967-68
3. 6	Jan. 22-Nov. 23	1980-81, 1981-82
6	Jan. 8-Feb 19	1974-75
5. 5	Jan. 15-Feb. 14	1982-83
Consecutive Road Losses		Season(s)
1. 22	Feb. 2-Nov. 29	1976-77, 1977-78, 1978-79
2. 16	Feb. 9-Feb. 12	1973-74, 1974-75
3. 12	Jan. 8-Feb. 5	2003-04, 2004-05

* Neutral contests are not included as road wins or losses. For example, games at the Palace of Auburn Hills are considered neutral contests and WOULD NOT affect home wins or losses.

POINTS

1. Reggie Hamilton, 2011-12	942
2. Kendrick Nunn, 2017-18	777
3. Kay Felder, 2015-16	773
4. Mike Helms, 2002-03	752
5. Scott Bittinger, 1987-88	740
6. Travis Bader, 2012-13	730
7. Carvin Melson, 1971-72	708
8. Mike Helms, 2003-04	695
9. Carvin Melson, 1972-73	693
10. Eric Taylor, 1990-91	683

FIELD GOALS

1. Scott Bittinger, 1987-88	291
2. Carvin Melson, 1971-72	284
3. Carvin Melson, 1972-73	283
4. Reggie Hamilton, 2011-12	281
5. Kendrick Nunn, 2017-18	262
6. Eric Taylor, 1990-91	256
7. Eric Taylor, 1989-90	244
8. Kay Felder, 2015-16	243
9. Mike Helms, 2002-03	241
10. Matt McClellan, 1996-97	240

FIELD GOAL PCT. (3 MADE PER GAME)

1. Dan Champagne, 1997-98	.666 (191-287)
2. Dan Buza, 1995-96	.663 (116-175)
3. Jason Burkholder, 1994-95	.662 (176-266)
4. Dan Champagne, 2000-01	.650 (139-214)
5. Will Hudson, 2010-11	.645 (160-248)
6. Dan Champagne, 2001-02	.631 (149-236)
7. Keith Benson, 2008-09	.622 (191-307)
8. Corey Petros, 2014-15	.602 (201/334)
9. Bill Peterson, 1980-81	.598 (150-251)
10. Vova Severovas, 2005-06	.594 (114-192)

SCORING AVERAGE

1. Carvin Melson, 1971-72	27.23
2. Mike Helms, 2002-03	26.86
3. Carvin Melson, 1972-73	26.65
4. Scott Bittinger, 1987-88	26.43
5. Reggie Hamilton, 2011-12	26.17
6. Kendrick Nunn, 2017-18	25.90
7. Kay Felder, 2015-16	24.16
8. Eric Taylor, 1990-91	23.55
9. Eric Taylor, 1989-90	23.25
10. Mike Helms, 2003-04	23.17

FIELD GOAL ATTEMPTS

1. Reggie Hamilton, 2011-12	630
2. Kendrick Nunn, 2017-18	602
3. Eric Taylor, 1990-91	567
4. Mike Helms, 2003-04	556
5. Kay Felder, 2015-16	554
6. Carvin Melson, 1971-72	535
7. Mike Helms, 2002-03	533
8. Travis Bader, 2012-13	523
9. Scott Bittinger, 1987-88	522
10. Erik Kangas, 2008-09	505

THREE-POINT FIELD GOALS

1. Travis Bader, 2013-14	147
2. Travis Bader, 2012-13	139
3. Erik Kangas, 2008-09	135
4. Kendrick Nunn, 2017-18	134
5. Travis Bader, 2011-12	124
6. Reggie Hamilton, 2011-12	118
7. Jaevin Cumberland, 2018-19	109
Erik Kangas, 2006-07	109
8. Max Hooper, 2015-16	105
9. Calvin Wooten, 2005-06	95
10. Travis Bader, 2010-11	94
Rashad Williams, 2020-21	94

THREE-POINT FIELD GOALS PER GAME

1. Kendrick Nunn, 2017-18	4.47
2. Travis Bader, 2013-14	4.45
3. Travis Bader, 2012-13	4.21
4. Erik Kangas, 2008-09	3.86
5. Travis Bader, 2011-12	3.44
6. Calvin Wooten, 2005-06	3.39
7. Erik Kangas, 2007-08	3.35
Rashad Williams, 2020-21	3.35
8. Jaevin Cumberland, 2018-19	3.30
Erik Kangas, 2006-07	3.30
9. Max Hooper, 2015-16	3.28
Reggie Hamilton, 2011-12	3.28
10. Kevin Kovach, 1996-97	3.00

THREE-POINT FIELD GOAL ATTEMPTS

1. Travis Bader, 2013-14	360
Travis Bader, 2012-13	360
2. Kendrick Nunn, 2017-18	340
3. Erik Kangas, 2008-09	324
4. Travis Bader, 2011-12	314
5. Reggie Hamilton, 2011-12	281
6. Rashad Williams, 2020-21	277
7. Jaevin Cumberland, 2018-19	273
8. Erik Kangas, 2006-07	253
9. Calvin Wooten, 2005-06	243
10. Jason Rozycki, 1999-00	239

THREE-POINT FG PCT. (1.5 MADE PER GAME)

1. Kris Matuszewski, 1995-96	.505 (46-91)
2. Braden Norris, 2018-19	.486 (67-138)
3. John Henderson, 1988-89	.475 (48-101)
4. Max Hooper, 2015-16	.449 (105-234)
5. Eric Taylor, 1989-90	.444 (55-124)
6. Travis Bader, 2010-11	.443 (94-212)
7. Mike Riley, 1996-97	.436 (51-117)
8. Matt Stuck, 1993-94	.433 (90-208)
9. Brad Buddenborg, 2000-01	.432 (73-169)
10. Erik Kangas, 2006-07	.431 (109-253)



FREE THROWS

1. Reggie Hamilton, 2011-12	262
2. Kay Felder, 2015-16	219
3. Vova Severovas, 2006-07	202
4. Mike Helms, 2002-03	196
5. Keith Benson, 2009-10	189
6. Travis Bader, 2012-13	179
7. Rawle Marshall, 2004-05	177
8. Jalen Moore, 2020-21	170
9. Mike Helms, 2003-04	168
10. Travis Bader, 2013-14	164
Derick Nelson, 2007-08	164

FREE THROW ATTEMPTS

1. Reggie Hamilton, 2011-12	299
2. Mike Helms, 2002-03	263
3. Keith Benson, 2009-10	261
4. Kay Felder, 2015-16	259
5. Derick Nelson, 2007-08	257
6. Vova Severovas, 2006-07	246
7. Keith Benson, 2010-11	244
8. Rawle Marshall, 2004-05	242
9. Mike Helms, 2003-04	224
10. Jalen Moore, 2020-21	219

FREE THROW PERCENTAGE (2 PER GAME)

1. Travis Bader, 2013-14	.943 (164/174)
2. Larry Wright, 2009-10	.926 (87/94)
3. Brad Buddenborg, 1999-00	.892 (107/120)
4. Travis Bader, 2012-13	.886 (179/202)
5. Erik Kangas, 2008-09	.883 (83/94)
6. Reggie Hamilton, 2011-12	.876 (262/299)
7. Mike Clancy, 1969-70	.875 (49/56)
8. Tom Marowelli, 1994-95	.872 (82/94)
9. Jason Rozycki, 2000-01	.868 (138/159)
10. Jason Rozycki, 1998-99	.863 (88/102)

OFFENSIVE REBOUNDS (SINCE 1986)

1. Will Hudson, 2010-11	133
2. Daniel Oladapo, 2020-21	114
3. Keith Benson, 2009-10	111
4. Corey Petros, 2014-15	108
5. Corey Petros, 2012-13	107
6. Corey Petros, 2013-14	102
Derick Nelson, 2007-08	102
7. Matt McClelland, 1996-97	101
8. Will Hudson, 2009-10	98
9. Cortney Scott, 2004-05	97
Cortney Scott, 2003-04	97

DEFENSIVE REBOUNDS (SINCE 1986)

1. Keith Benson, 2010-11	261
2. Keith Benson, 2009-10	256
3. Matt McClelland, 1996-97	206
4. Jalen Hayes, 2015-16	202
5. Matt Stuck, 1994-95	201
6. John Henderson, 1988-89	195
7. Xavier Hill-Mais, 2019-20	193
8. Keith Benson, 2008-09	188
9. Jalen Hayes, 2016-17	180
10. Dennis Kann, 1992-93	177

REBOUNDS

1. Keith Benson, 2009-10	367
2. Keith Benson, 2010-11	354
3. Kevin Williams, 1975-76	340
4. Carvin Melson, 1971-72	326
5. Matt McClellan, 1996-97	307
6. Tom Allan, 1968-69	297



Will Hudson continues to hold the school record with 133 offensive rebounds in 2010-11. Hudson grabbed an all-time record 345 in his career.

7. Carvin Melson, 1970-71	296
8. Carvin Melson, 1972-73	294
9. Tom Allan, 1967-68	291
10. Carvin Melson, 1969-70	288

REBOUNDS PER GAME

1. Tom Allan, 1967-68	17.12
2. Tom Allan, 1968-69	14.14
3. John Eley, 1968-69	13.38
4. Kevin Williams, 1975-76	13.08
5. Carvin Melson, 1971-72	12.54
6. Carvin Melson, 1969-70	12.52
7. Carvin Melson, 1970-71	12.33
8. Kevin Williams, 1974-75	11.75
9. Carvin Melson, 1972-73	11.31
10. Kevin Williams, 1973-74	10.73

ASSISTS

1. Brian Gregory, 1987-88	374
2. Brian Gregory, 1988-89	300
3. Kay Felder, 2015-16	296
4. Johnathon Jones, 2008-09	290
5. Jalen Moore, 2020-21	252
6. Brian Gregory, 1989-90	231
7. Johnathon Jones, 2009-10	224
8. Kay Felder, 2013-14	212
9. Mychal Covington, 2001-02	198
10. Reggie Hamilton, 2010-11	187

ASSISTS AVERAGE

1. Brian Gregory, 1987-88	13.36
2. Brian Gregory, 1988-89	10.71
3. Kay Felder, 2015-16	9.25
4. Jalen Moore, 2020-21	8.40
5. Brian Gregory, 1989-90	8.25
6. Johnathon Jones, 2008-09	8.06
7. Mychal Covington, 2001-02	7.07
8. Kay Felder, 2013-14	6.45
9. Johnathon Jones, 2009-10	6.40
10. Kevin Kovach, 1995-96	6.38

BLOCKED SHOTS

1. Keith Benson, 2010-11	127
2. Keith Benson, 2009-10	117
3. Keith Benson, 2008-09	87
4. Isaiah Brock, 2017-18	86
5. Isaiah Brock, 2016-17	67
6. Xavier Hill-Mais, 2019-20	45
7. Dennis Kann, 1992-93	41
Rawle Marshall, 2002-03	41
9. Keith Benson, 2007-08	40
Rawle Marshall, 2004-05	40
Lee Fitzpatrick, 1991-92	40

BLOCKS PER GAME

1. Keith Benson, 2010-11	3.60
2. Keith Benson, 2009-10	3.34
3. Isaiah Brock, 2017-18	2.86
4. Keith Benson, 2008-09	2.42
5. Isaiah Brock, 2016-17	2.16
6. Dennis Kann, 1992-93	1.58
7. Rawle Marshall, 2002-03	1.46
8. Keith Benson, 2007-08	1.38
Lee Fitzpatrick, 1991-92	1.38
10. Xavier Hill-Mais, 2019-20	1.36

STEALS

1. Duke Mondy, 2012-13	100
2. Duke Mondy, 2013-14	90
3. Rawle Marshall, 2002-03	80
4. Eric Taylor, 1991-92	73
5. Reggie Hamilton, 2011-12	72
Antoine Williams, 1981-82	72
7. Kay Felder, 2015-16	65
Johnathon Jones, 2009-10	65
Eric Taylor, 1989-90	65
10. Eric Taylor, 1990-91	61
Brian Gregory, 1989-90	61

STEALS PER GAME

1. Duke Mondy, 2013-14	3.10
2. Duke Mondy, 2012-13	3.03
3. Jeff Straal, 1983-84	2.95
4. Rawle Marshall, 2002-03	2.86
5. Tony Howard, 1988-89	2.83
6. Antoine Williams, 1981-82	2.67
7. Eric Taylor, 1991-92	2.52
8. Eric Taylor, 1989-90	2.32
9. Brian Gregory, 1989-90	2.18
10. Eric Taylor, 1990-91	2.10

DOUBLE-DOUBLES

1. Keith Benson, 2010-11	20
2. Brian Gregory, 1987-88	19
3. Keith Benson, 2009-10	18
4. Kay Felder, 2015-16	17
5. Carvin Melson, 1971-72	15
6. Jalen Hayes, 2015-16	14
Matt McClellan, 1996-97	14
John Henderson, 1988-89	14
9. Dennis Kann, 1992-93	13
Brian Gregory, 1988-89	13

GAMES

1. Travis Bader (2010-14)	137
Will Hudson (2007-11)	137
3. Drew Valentine (2009-13)	136
4. Corey Petros (2011-15)	135
Keith Benson (2007-11)	135
Johnathon Jones (2006-10)	135
7. Jalen Hayes (2013-18)	132
7. Xavier Hill-Mais (2015-20)	132
9. Derick Nelson (2005-08, '09-10)	130
9. Brad Brechting (2015-20)	130
11. Nick Daniels (2013-18)	129
Dante Williams (2011-15)	129

GAMES STARTED

1. Johnathon Jones (2006-10)	135
2. Keith Benson (2007-11)	126
3. Corey Petros (2011-15)	121
4. Jalen Hayes (2013-18)	116
5. Dan Champagne (1997-02)	113
6. Travis Bader (2010-14)	112
Tom Eller (1990-94)	112
7. Derick Nelson (2005-08, '09-10)	111
8. Scott Bittinger (1984-88)	108
Mike Mohn (1980-84)	108
10. Chris Howze (1982-86)	106

MINUTES

1. Johnathon Jones (2006-10)	4,886
2. Travis Bader (2010-14)	4,705
3. Corey Petros (2011-15)	4,516
4. Jalen Hayes (2013-18)	3,878
4. Eric Taylor (1988-92)	3,790
5. Scott Bittinger (1984-88)	3,732
6. Tom Eller (1990-94)	3,722
7. Derick Nelson (2005-08, '09-10)	3,634
8. Kay Felder (2013-16)	3,626
9. Keith Benson (2007-11)	3,616
10. Dan Champagne (1997-02)	3,604

MINUTES PER GAME (MIN. 1,000 MINUTES)

1. Jalen Moore (2020-present)	37.8
2. Brian Gregory (1987-90)	36.4
3. Johnathon Jones (2006-10)	36.2
4. Kay Felder (2013-16)	35.9
5. Les Thomas (1979-81)	35.7
6. Rawlie Marshall (2002-05)	35.3
7. Courtney Scott (2002-05)	34.9
8. Travis Bader (2010-14)	34.3
9. Corey Petros (2011-15)	33.5
10. Scott Bittinger (1984-88)	33.3

POINTS

1. Carvin Melson (1969-73)	2,408
2. Travis Bader (2010-14)	2,351
3. Mike Helms (2000-04)	2,314
4. Eric Taylor (1988-92)	2,210
5. Keith Benson (2007-11)	1,903
6. Tom Eller (1990-94)	1,852
7. Chris Howze (1982-86)	1,814
8. Jalen Hayes (2013-18)	1,807
9. Scott Bittinger (1984-88)	1,806
10. Kay Felder (2013-16)	1,765

SCORING AVERAGE (MIN. 1,000 POINTS)

1. Carvin Melson (1969-73)	24.32
2. Reggie Hamilton (2010-12)	21.94
3. Mike Helms (2000-04)	19.95
4. Eric Taylor (1988-92)	19.39
5. Rawlie Marshall (2002-05)	18.57
6. Kay Felder (2013-16)	17.47
7. Travis Bader (2010-14)	17.16
8. Chris Howze (1982-86)	16.64
9. Tom Eller (1990-94)	16.54
10. Scott Bittinger (1984-88)	16.13

FIELD GOALS

1. Carvin Melson (1969-73)	969
2. Eric Taylor (1988-92)	829
3. Chris Howze (1982-86)	758
4. Mike Helms (2000-04)	757
5. Scott Bittinger (1984-88)	707
6. Travis Bader (2010-14)	703
7. Dan Champagne (1997-02)	698
8. Jalen Hayes (2013-18)	695
9. Keith Benson (2007-11)	684
Mike Mohn (1980-84)	684
10. Tom Eller (1990-94)	648

FIELD GOAL ATTEMPTS


1. Carvin Melson (1969-73)	1,802
2. Eric Taylor (1988-92)	1,790
3. Mike Helms (2000-04)	1,757
4. Travis Bader (2010-14)	1,726
5. Chris Howze (1982-86)	1,511
6. Brad Buddenborg (1998-02)	1,368
7. Johnathon Jones (2006-10)	1,362
8. Tim Kramer (1975-79)	1,358
9. Tom Eller (1990-94)	1,356
10. Scott Bittinger (1984-88)	1,352

FIELD GOAL PCT. (3 MADE PER GAME/2 YRS)

1. Dan Champagne (1997-02)	.624 (698/1118)
2. Jason Burkholder (1992-96)	.594 (508/855)
3. Dan Buza (1993-97)	.593 (304/513)
4. Matt McClellan (1995-97)	.579 (294/508)
5. Corey Petros (2011-15)	.576 (664/1152)
6. Daniel Oladapo (2019-21)	.561 (273/487)
7. Keith Benson (2007-11)	.558 (684/1226)
8. Harold Davis (1982-84)	.557 (191/343)
9. Bill Peterson (1978-82)	.551 (386/701)
10. Shawn Hopes (2002-04, '05-07)	.542 (350/646)

THREE-POINT FIELD GOALS

1. Travis Bader (2010-14)	504
2. Erik Kangas (2005-09)	348
3. Jason Rozycki (1998-02)	292



Carvin Melson holds the school record in seven different categories, including points and rebounds.

4. Brad Buddenborg (1998-02)	286
5. Kevin Kovach (1993-97)	249
6. Matt Stuck (1992-96)	237
7. Mike Helms (2000-04)	212
8. Eric Taylor (1988-92)	208
9. Reggie Hamilton (2010-12)	200
10. Nick Daniels (2013-18)	183

THREE-POINT FIELD GOALS PER GAME


1. Travis Bader (2010-14)	3.68
2. Erik Kangas (2005-09)	2.92
3. Reggie Hamilton (2010-12)	2.82
4. Jason Rozycki (1998-02)	2.70
5. Brad Buddenborg (1998-02)	2.53
6. Mike Riley (1996-98)	2.34
7. Tom Marowell (1994-96)	2.16
8. Kevin Kovach (1993-97)	2.15
9. Matt Stuck (1992-96)	2.10
10. Kris Matuszewski (1995-97)	2.04

THREE-POINT FIELD GOAL ATTEMPTS

1. Travis Bader (2010-14)	1,246
2. Erik Kangas (2005-09)	861
3. Jason Rozycki (1998-02)	819
4. Brad Buddenborg (1998-02)	731
5. Kevin Kovach (1993-97)	633
6. Mike Helms (2000-04)	597
7. Matt Stuck (1992-96)	592
8. Eric Taylor (1988-92)	517
9. Reggie Hamilton (2010-12)	502
10. Brandon Cassise (2004-08)	490

THREE-POINT FIELD GOAL PCT. (1.5 MADE PER GAME)

1. Kris Matuszewski (1995-97)	.416 (102/245)
2. Mike Riley (1996-98)	.406 (89/219)
3. Travis Bader (2010-14)	.404 (504/1,246)
4. Erik Kangas (2005-09)	.404 (348/861)
5. Eric Taylor (1988-92)	.402 (208/517)
6. Matt Stuck (1992-96)	.400 (237/592)
7. Kevin Kovach (1993-97)	.393 (249/633)
8. Tom Marowell (1994-96)	.393 (125/318)
9. Brad Buddenborg (1998-02)	.391 (286/731)
10. Ty McGregor (1990-94)	.372 (124/333)



Brian Gregory holds many school records in assists for season and career, along with minutes played. He has been head coach at Dayton and Georgia Tech.

FREE THROWS

1. Mike Helms (2000-04)	588
2. Keith Benson (2007-11)	524
3. Kay Felder (2013-16)	514
4. Tom Eller (1990-94)	473
5. Carvin Melson (1969-73)	470
6. Travis Bader (2013-14)	441
7. Rawle Marshall (2002-05)	423
8. Jason Rozycki (1998-02)	410
9. Derick Nelson (2005-08, '09-10)	405
10. Jalen Hayes (2013-18)	400

FREE THROW ATTEMPTS

1. Mike Helms (2000-04)	802
2. Keith Benson (2007-11)	772
3. Tom Eller (1990-94)	637
4. Kay Felder (2013-16)	625
5. Carvin Melson (1969-73)	623
6. Derick Nelson (2005-08, '09-10)	610
7. Rawle Marshall (2002-05)	583
8. Jalen Hayes (2013-18)	537
9. Travis Bader (2013-14)	502
10. Tim Kramer (1975-79)	490

FREE THROW PERCENTAGE (2 PER GAME/2 YRS)

1. Travis Bader (2010-14)	.878 (441/502)
2. Larry Wright (2009-11)	.869 (152/175)
3. Reggie Hamilton (2010-12)	.864 (382/482)
4. Tom Marrowelli (1994-96)	.859 (165/192)
5. Travis Bader (2010-14)	.845 (277/328)
6. Jason Rozycki (1998-02)	.842 (410/487)
7. John Henderson (1986-89)	.834 (383/459)
8. Kay Felder (2013-16)	.822 (514/625)
9. Johnathon Jones (2006-10)	.817 (394/482)
10. Brian Gregory (1988-90)	.816 (360/441)

OFFENSIVE REBOUNDS (SINCE 1986)

1. Corey Petros (2011-15)	409
2. Will Hudson (2007-11)	345
3. Derick Nelson (2005-08, '09-10)	335
4. Keith Benson (2007-11)	331
5. Tom Eller (1990-94)	292
6. Jalen Hayes (2013-18)	280
7. Courtney Scott (2002-05)	265
8. Shawn Hopes (2002-04, '05-07)	240
9. Dan Champagne (1997-02)	238
10. Drew Valentine (2009-13)	232

DEFENSIVE REBOUNDS (SINCE 1986)

1. Keith Benson (2007-11)	772
2. Jalen Hayes (2013-18)	686
3. Corey Petros (2011-15)	664
4. Matt Stuck (1992-96)	556
5. Tom Eller (1990-94)	535
6. Drew Valentine (2009-13)	480
7. Eric Taylor (1988-92)	464
8. Dan Champagne (1997-02)	413
9. Courtney Scott (2002-05)	403
10. Myke Thom (1996-00)	402



Derick Nelson scored a career-high 36 points in the 2010 Summit League Championship game to earn MVP honors.

REBOUNDS

1. Carvin Melson (1969-73)	1,204
2. Keith Benson (2007-11)	1,103
3. Corey Petros (2011-15)	1,073
4. Jalen Hayes (2013-18)	966
5. Kevin Williams (1972-76)	924
6. Ronald Brown (1969-73)	866
7. Derick Nelson (2005-08, '09-10)	849
8. Tom Eller (1990-94)	827
9. Mike Mohn (1980-84)	779
10. Tim Kramer (1975-79)	745

REBOUNDS PER GAME (MIN. 400 REBOUNDS)

1. Tom Allan (1967-69)	15.47
2. Carvin Melson (1969-73)	12.16
3. Kevin Williams (1972-76)	10.74
4. John Eley (1968-72)	9.32
5. Ronald Brown (1969-73)	8.75
6. Mike McCan (1986-88)	8.40
7. Keith Benson (2007-11)	8.17
8. Corey Petros (2011-15)	7.95
9. Cortney Scott (2002-05)	7.86
10. Daniel Oladapo (2019-21)	7.46

ASSISTS

1. Brian Gregory (1987-90)	905
2. Johnathon Jones (2006-10)	819
3. Kay Felder (2013-16)	788
4. Reggie Hamilton (2010-12)	548
5. Mychal Covington (1998-02)	514
6. Kevin Kovach (1993-97)	507
7. Ty McGregor (1990-94)	386
8. Rob Skinner (1982-86)	374
9. Eric Taylor (1988-92)	321
10. Scott Bittinger (1984-88)	304

ASSISTS PER GAME (MIN. 200 ASSISTS/2 YEARS)

1. Brian Gregory (1987-90)	10.77
2. Kay Felder (2013-16)	7.80
3. Reggie Hamilton (2010-12)	7.72
4. Johnathon Jones (2006-10)	6.07
5. Larry Pierce (1971-74)	5.58
6. Craig Harts (1976-79)	4.58
7. Mychal Covington (1998-02)	4.58
8. Kevin Kovach (1993-97)	4.37
9. Brailen Neely (2016-18)	4.14
10. Les Thomas (1979-81)	3.80

STEALS

1. Eric Taylor (1988-92)	233
2. Rawle Marshall (2002-05)	199
3. Johnathon Jones (2006-10)	198
4. Duke Mondy (2012-14)	190
5. Kay Felder (2013-16)	164
6. Mike Helms (2000-04)	163
7. Brian Gregory (1987-90)	161
8. Brad Buddenborg (1998-02)	158
9. Drew Valentine (2009-13)	148
10. Chris Howze (1982-86)	146

STEALS PER GAME

1. Duke Mondy (2012-14)	3.06
2. Rawle Marshall (2002-05)	2.21
3. Eric Taylor (1991-89)	2.04
4. Brian Gregory (1987-90)	1.92
5. Kay Felder (2013-16)	1.62
6. Johnathon Jones (2006-10)	1.47
7. Braden Norris (2018-19)	1.42
8. Mike Helms (2000-04)	1.41
9. Brad Buddenborg (1998-02)	1.40
10. Chris Howze (1982-86)	1.38

BLOCKED SHOTS

1. Keith Benson (2007-11)	371
2. Isaiah Brock (2016-18)	158
3. Brad Brechting (2015-20)	116
4. Xavier Hill-Mais (2015-20)	111
5. Rawle Marshall (2002-05)	101



Mike Helms was Oakland's first Division I All-American. He holds school records in free-throws made and free-throw attempts.

6. Will Hudson (2007-11)	88
7. Lee Fitzpatrick (1988-92)	79
8. Chris Howze (1982-86)	61
9. Jason Burkholder (1992-96)	60
10. Shawn Hopes (2002-04, '05-07)	59

BLOCKS PER GAME

1. Keith Benson (2007-11)	2.75
2. Isaiah Brock (2016-18)	2.51
3. Rawle Marshall (2002-05)	1.12
4. Shane Lawal (2005-08)	0.91
5. Brad Brechting (2015-20)	0.89
6. Xavier Hill-Mais (2015-20)	0.84
7. Lee Fitzpatrick (1988-92)	0.77
8. Will Hudson (2007-11)	0.64
9. Jalen Hayes (2013-18)	0.59
10. Chris Howze (1982-86)	0.56

DOUBLE-DOUBLES

1. Keith Benson (2007-11)	49
2. Brian Gregory (1987-90)	40
3. Jalen Hayes (2014-17)	38
4. Corey Petros (2011-15)	30
5. Carvin Melson (1969-73)	27
6. Tim Kramer (1975-79)	21
7. Tom Eller (1990-94)	20
8. John Henderon (1985-89)	19
9. Bill Peterson (1978-82)	17
9. Xavier Hill-Mais (2015-20)	17

Oakland has had 36 players reach the 1,000-point plateau in their careers. A comprehensive list can be found below...

1. Carvin Melson | 2,408 pts. | Only player in school history to surpass 1,000 points and 1,000 rebounds.

Year	GP/GS	FG-FGA	Pct.	3FG-FGA	Pct.	FT-FTA	Pct.	Reb./Avg.	Ast./Avg.	Pts./Avg.
1969-70	23/NA	175-378	.462	n/a	n/a	106-157	.675	288/12.5	n/a	456/19.8
1970-71	24/NA	227-410	.554	n/a	n/a	97-126	.770	296/12.3	n/a	551/23.0
1971-72	26/NA	284-535	.531	n/a	n/a	140-184	.761	326/12.5	75/2.9	708/27.2
1972-73	26/NA	283-479	.591	n/a	n/a	127-156	.814	294/11.3	67/2.6	693/26.7
Total	99/NA	969-1802	.538	n/a	n/a	470-623	.754	1204/12.2	142/2.7	2,408/24.3

2. Travis Bader | 2,351 pts. | Went over 1,000 points with 16 at Pitt on Nov. 17, 2012.

Year	GP/GS	FG-FGA	Pct.	3FG-FGA	Pct.	FT-FTA	Pct.	Reb./Avg.	Ast./Avg.	Pts./Avg.
2010-11	35/22	124-283	.438	94-212	.443	25-32	.781	76/2.2	49/1.4	367/10.5
2011-12	36/24	188-441	.426	124-314	.395	73-94	.777	115/3.2	43/1.2	573/15.9
2012-13	33/33	206-523	.394	139-360	.386	179-202	.886	95/2.9	32/1.0	730/22.1
2013-14	33/33	185-479	.386	147-360	.404	164-174	.943	91/2.8	47/1.4	681/20.6
Total	137/112	703-1726	.407	504-1246	.404	441-502	.878	377/2.8	171/1.2	2,351/17.2

3. Mike Helms | 2,314 pts. | Talled his 1,000th point vs. Adrian on Dec. 4, 2002, scoring 34 in the game.

Year	GP/GS	FG-FGA	Pct.	3FG-FGA	Pct.	FT-FTA	Pct.	Reb./Avg.	Ast./Avg.	Pts./Avg.
2000-01	28/7	108-249	.434	29-70	.414	71-98	.724	63/2.2	30/1.1	316/11.3
2001-02	30/29	184-419	.439	30-104	.288	153-217	.705	127/4.2	65/2.2	551/18.4
2002-03	28/28	241-533	.452	74-195	.379	196-263	.745	111/4.0	56/2.0	752/26.9
2003-04	30/25	224-556	.403	79-228	.346	168-224	.750	109/3.6	71/2.4	695/23.2
Total	116/89	757-1757	.431	212-597	.355	588-802	.733	410/3.5	222/1.9	2,314/19.9

4. Eric Taylor | 2,210 pts. | Scored 36 points at Findlay to surpass 1,000 points on Dec. 11, 1990.

Year	GP/GS	FG-FGA	Pct.	3FG-FGA	Pct.	FT-FTA	Pct.	Reb./Avg.	Ast./Avg.	Pts./Avg.
1988-89	28/13	110-250	.440	20-62	.323	48-56	.857	98/3.5	59/2.1	288/10.3
1989-90	28/27	244-485	.503	55-124	.444	108-138	.783	179/6.4	90/3.2	651/23.3
1990-91	29/29	256-567	.452	73-190	.384	98-132	.742	160/5.5	85/2.9	683/23.6
1991-92	29/29	219-488	.449	60-141	.426	90-116	.776	171/5.9	87/3.0	588/20.3
Total	114/98	829-1790	.463	208-517	.402	344-442	.778	608/5.3	321/2.8	2,210/19.4

5. Keith Benson | 1,903 pts. | Had 22 points at N.D. State to surpass 1,000 pts. on Jan. 21, 2010.

Year	GP/GS	FG-FGA	Pct.	3FG-FGA	Pct.	FT-FTA	Pct.	Reb./Avg.	Ast./Avg.	Pts./Avg.
2007-08	29/20	54-107	.505	0-0	.000	44-66	.667	102/3.5	3/0.1	152/5.2
2008-09	36/36	191-307	.622	0-1	.000	134-201	.667	280/7.8	25/0.7	516/14.3
2009-10	35/35	208-390	.533	2-5	.400	189-261	.724	367/10.5	28/0.8	607/17.3
2010-11	35/35	231-422	.547	9-23	.391	157-244	.643	354/10.1	38/1.1	628/17.9
Total	135/126	684-1226	.558	11-29	.379	524-772	.679	1,103/8.2	94/0.7	1,903/14.1

6. Tom Eller | 1,852 pts. | Reached 1,000-point plateau with 19 points vs. Mercyhurst on Jan. 25, 1993.

Year	GP/GS	FG-FGA	Pct.	3FG-FGA	Pct.	FT-FTA	Pct.	Reb./Avg.	Ast./Avg.	Pts./Avg.
1990-91	29/29	94-216	.435	0-2	.000	95-126	.754	180/6.2	41/1.4	283/9.8
1991-92	27/27	137-298	.460	7-20	.350	126-164	.768	201/7.5	26/0.9	407/15.1
1992-93	26/26	183-346	.529	35-79	.443	113-151	.748	197/7.6	57/2.2	514/19.8
1993-94	30/30	234-496	.472	41-131	.313	139-196	.709	249/8.3	55/1.8	648/21.6
Total	112/112	648-1356	.478	83-232	.358	473-637	.743	827/7.4	179/1.6	1,852/16.5

7. Chris Howze | 1,814 pts. | Scored a school record 52 points vs. U-M Dearborn to go over 1,000 on Dec. 19, 1985.

Year	GP/GS	FG-FGA	Pct.	3FG-FGA	Pct.	FT-FTA	Pct.	Reb./Avg.	Ast./Avg.	Pts./Avg.
1982-83	27/27	164-341	.481	n/a	n/a	59-87	.678	186/6.8	66/2.4	388/14.3
1983-84	27/26	189-366	.516	n/a	n/a	66-92	.717	131/4.8	62/2.3	444/16.4
1984-85	28/28	213-411	.518	n/a	n/a	88-116	.758	186/6.6	83/3.0	514/18.3
1985-86	27/25	192-393	.489	n/a	n/a	84-127	.661	142/5.3	77/2.9	468/17.3
Total	109/106	758-1511	.502	n/a	n/a	297-422	.704	645/5.9	288/2.6	1,814/16.6

8. Jalen Hayes | 1,807 pts. | Poured in 25 points vs. Cleveland State on Jan. 16, 2017.

Year	GP/GS	FG-FGA	Pct.	3FG-FGA	Pct.	FT-FTA	Pct.	Reb./Avg.	Ast./Avg.	Pts./Avg.
2013-14*	3/0	1-2	.500	0-0	.000	0-0	.000	1/1.0	0/0.0	2/0.7
2014-15	33/22	99-199	.497	4-12	.333	80-114	.702	169/5.1	38/1.2	282/8.5
2015-16	34/33	168-320	.525	3-9	.333	105-144	.729	292/8.6	26/0.8	444/13.1
2016-17	34/34	217-397	.547	5-13	.385	101-142	.711	273/8.0	54/1.6	540/15.9
2017-18	29/29	212-404	.525	5-23	.217	117-141	.830	236/8.1	57/1.9	546/18.8
Total	132/118	695-1,313	.529	17-54	.314	400-537	.745	966/7.3	174/1.3	1,807/13.7

* Redshirted due to being diagnosed with Mononucleosis

9. Scott Bittinger | 1,806 pts. | Reached the 1,000-point plateau with 28 at Northwood on Feb. 14, 1987.

Year	GP/GS	FG-FGA	Pct.	3FG-FGA	Pct.	FT-FTA	Pct.	Reb./Avg.	Ast./Avg.	Pts./Avg.
1984-85	28/27	107-214	.500	n/a	n/a	45-61	.737	89/3.2	79/2.8	253/9.0
1985-86	28/25	121-232	.522	n/a	n/a	51-69	.739	80/2.9	91/3.3	293/10.5
1986-87	28/28	188-384	.490	24-47	.511	114-142	.803	65/2.3	80/2.9	514/18.4
1987-88	28/28	291-522	.558	1-6	.167	157-186	.844	71/2.5	54/1.9	740/26.4
Total	112/108	707-1352	.523	25-53	.472	367-458	.801	305/2.7	304/2.7	1,806/16.1

10. Kay Felder | 1,765 pts. | Surpassed 1,000 points with 20 vs. Alcorn State on Nov. 27, 2015.

Year	GP/GS	FG-FGA	Pct.	3FG-FGA	Pct.	FT-FTA	Pct.	Reb./Avg.	Ast./Avg.	Pts./Avg.
2013-14	33/33	102-254	.402	20-62	.323	90-119	.756	129/3.9	212/6.4	314/9.5
2014-15	33/33	183-434	.422	47-139	.338	185-224	.826	158/4.8	252/7.6	598/18.1
2015-16	35/35	269-612	.440	76-214	.355	239-282	.848	149/4.3	324/9.3	853/24.4
Total	101/101	554-1300	.426	143-415	.345	514-625	.822	436/4.3	788/7.8	1,765/17.5

11. Dan Champagne | 1,721 pts. | Had 17 points to reach 1,000 vs. Southern Utah on Dec. 4, 1999.

Year	GP/GS	FG-FGA	Pct.	3FG-FGA	Pct.	FT-FTA	Pct.	Reb./Avg.	Ast./Avg.	Pts./Avg.
1997-98	27/27	191-287	.666	5-25	.200	81-114	.711	176/6.5	40/1.5	468/17.3
1998-99	27/27	179-310	.577	14-34	.412	58-83	.699	166/6.1	29/1.1	430/15.9
1999-00*	6/6	40-71	.563	2-9	.222	26-32	.812	38/6.3	6/1.0	108/18.0
2000-01	28/23	139-214	.650	1-12	.083	71-114	.623	137/4.9	30/1.1	350/12.5
2001-02	30/30	149-236	.631	0-2	.000	67-125	.536	134/4.5	58/1.9	365/12.2
Total	118/113	698-1118	.624	22-82	.268	303-468	.647	651/5.5	163/1.4	1,721/14.6

* Injured six games into 1999-2000 season and was granted medical redshirt after breaking hand

12. Brad Buddenberg | 1,702 pts. | Eclipsed the 1,000-point plateau with 26 points vs. Cleveland St. on Dec. 9, 2000.

Year	GP/GS	FG-FGA	Pct.	3FG-FGA	Pct.	FT-FTA	Pct.	Reb./Avg.	Ast./Avg.	Pts./Avg.
1998-99	27/26	139-340	.409	77-198	.389	51-70	.729	148/5.5	62/2.3	406/15.0
1999-00	28/28	156-396	.394	67-188	.356	107-120	.892	151/5.4	72/2.6	486/17.4
2000-01	28/22	145-338	.429	73-169	.432	61-77	.792	129/4.6	49/1.8	424/15.1
2001-02	30/18	125-294	.425	69-176	.392	67-84	.798	130/4.3	36/1.2	386/12.9
Total	113/94	565-1368	.413	286-731	.391	286-351	.815	558/4.9	219/1.9	1,702/15.1

13. Kevin Kovach | 1,700 pts. | Scored 15 points vs. Mercyhurst to surpass 1,000 on Feb. 15, 1997.

Year	GP/GS	FG-FGA	Pct.	3FG-FGA	Pct.	FT-FTA	Pct.	Reb./Avg.	Ast./Avg.	Pts./Avg.
1993-94	27/0	48-97	.495	17-57	.298	9-17	.529	32/1.2	18/0.7	122/4.5
1994-95	29/8	160-300	.533	58-139	.417	53-67	.791	96/3.3	144/5.0	431/14.9
1995-96	29/29	182-378	.481	81-200	.405	92-121	.760	124/4.3	185/6.4	537/18.5
1996-97	31/31									

21. Jason Rozycki | 1,538 pts. | Posted 31 points vs. Wright State on Feb. 27, 2000 to reach mark.

Year	GP/GS	FG-FGA	Pct.	3FG-FGA	Pct.	FT-FTA	Pct.	Reb./Avg.	Ast./Avg.	Pts./Avg.
1998-99 27/12		93-247	.377	69-193	.358	88-102	.863	95/3.5	44/1.6	343/12.7
1999-00 30/25		128-318	.403	84-239	.351	114-141	.809	102/3.4	67/2.2	454/15.1
2000-01 21/21		93-243	.383	61-166	.367	138-159	.868	63/3.0	48/2.3	385/18.3
2001-02 30/30		104-296	.351	78-221	.353	70-85	.824	84/2.8	58/1.9	356/11.9
Total	108/88	418-1104	.379	292-819	.357	410-487	.842	318/2.9	217/2.0	1,538/14.2

22. Derick Nelson | 1,528 pts. | Had 18 points vs. IPFW to surpass 1,000 on Feb. 16, 2008.

Year	GP/GS	FG-FGA	Pct.	3FG-FGA	Pct.	FT-FTA	Pct.	Reb./Avg.	Ast./Avg.	Pts./Avg.
2005-06 29/25		76-181	.420	4-18	.222	81-116	.698	164/5.7	45/1.6	237/8.2
2006-07 33/19		111-249	.446	26-76	.342	86-110	.782	237/7.2	60/1.8	334/10.1
2007-08 31/31		176-395	.446	19-59	.322	164-257	.638	230/7.4	48/1.5	535/17.3
2008-09* 2/1		0-5	.000	0-3	.000	0-0	.000	2/1.0	1/0.5	0/0.0
2009-10 35/35		154-350	.440	40-102	.392	74-127	.583	216/6.2	36/1.0	422/12.1
Total	130-111	517-1180	.438	89-258	.345	405-610	.664	849/6.5	190/1.5	1,528/11.8

* Broke his foot in preseason and took medical redshirt in December after playing in two games

23. John Henderson | 1,435 pts. | Scored 24 points at NE Illinois to reach 1,000 on Dec. 17, 1988.

Year	GP/GS	FG-FGA	Pct.	3FG-FGA	Pct.	FT-FTA	Pct.	Reb./Avg.	Ast./Avg.	Pts./Avg.
1985-86 26/1		20-41	.488	n/a	n/a	27-34	.794	35/1.3	10/0.4	67/2.6
1986-87 28/8		98-197	.498	1-6	.167	76-94	.809	124/4.4	37/1.3	273/9.8
1987-88 28/28		165-295	.559	3-6	.500	144-167	.862	191/6.8	46/1.6	477/17.0
1988-89 28/28		217-397	.547	48-101	.475	136-164	.829	271/9.7	55/2.0	618/22.1
Total	110/65	500-930	.538	52-113	.460	383-459	.834	621/5.6	148/1.3	1,435/13.0

24. Andre Bond | 1,336 pts. | Surpassed 1,000 with 22 vs. Aquinas on Dec. 20, 1989.

Year	GP/GS	FG-FGA	Pct.	3FG-FGA	Pct.	FT-FTA	Pct.	Reb./Avg.	Ast./Avg.	Pts./Avg.
1987-88 28/26		185-386	.479	49-131	.374	38-52	.731	162/5.8	31/1.1	457/16.3
1988-89 27/26		175-319	.549	22-62	.355	52-65	.800	138/5.1	55/2.0	424/15.7
1989-90 28/28		186-384	.484	40-96	.417	43-50	.860	125/4.5	35/1.3	455/16.3
Total	83/80	546-1089	.501	111-289	.384	133-167	.796	425/5.1	121/1.5	1,336/16.1

25. Jason Burkholder | 1,330 pts. | Tallied 15 points vs. Rochester College to go over 1,000 on Dec. 19, 1995.

Year	GP/GS	FG-FGA	Pct.	3FG-FGA	Pct.	FT-FTA	Pct.	Reb./Avg.	Ast./Avg.	Pts./Avg.
1992-93 26/3		43-89	.483	8-20	.400	35-46	.761	75/2.9	11/0.4	129/5.0
1993-94 31/29		141-245	.576	15-39	.385	61-84	.726	164/5.3	35/1.1	358/11.6
1994-95 29/23		176-266	.662	21-46	.457	70-90	.778	201/6.9	50/1.7	443/15.3
1995-96 29/29		148-255	.580	20-44	.455	84-109	.771	169/5.8	42/1.4	400/13.8
Total	115/84	508-855	.594	64-149	.430	250-329	.760	609/5.3	138/1.2	1,330/11.6

26. Courtney Scott | 1,282 pts. | Had 19 points at Valparaiso to reach the mark on Jan. 24, 2005.

Year	GP/GS	FG-FGA	Pct.	3FG-FGA	Pct.	FT-FTA	Pct.	Reb./Avg.	Ast./Avg.	Pts./Avg.
2002-03 23/23		130-228	.570	1-4	.250	72-122	.590	201/8.7	61/2.7	333/14.5
2003-04 30/30		157-301	.522	0-1	.000	57-122	.467	235/7.8	70/2.3	371/12.4
2004-05 32/32		237-439	.540	2-8	.250	102-178	.573	232/7.3	69/2.2	578/18.1
Total	85/85	524-968	.541	3-13	.231	231-422	.547	668/7.9	200/2.4	1,282/15.1

27. Brian Gregory | 1,223 pts. | Reached 1,000 points on Jan. 9, 1990 with 27 vs. Concordia.

Year	GP/GS	FG-FGA	Pct.	3FG-FGA	Pct.	FT-FTA	Pct.	Reb./Avg.	Ast./Avg.	Pts./Avg.
1987-88 28/28		120-279	.430	27-75	.360	149-191	.780	115/4.1	374/13.4	416/14.9
1988-89 28/28		121-293	.413	30-86	.349	103-122	.844	94/3.4	300/10.7	375/13.4
1989-90 28/28		139-318	.437	46-110	.418	108-128	.844	95/3.4	231/8.3	432/15.4
Total	84/84	380-890	.427	103-271	.380	360-441	.816	304/3.6	905/10.8	1,223/14.6

28. Eulis Stephens | 1,219 pts. | Scored 16 points vs. Saginaw Valley St. to surpass 1,000 on Jan. 21, 1978.

Year	GP/GS	FG-FGA	Pct.	3FG-FGA	Pct.	FT-FTA	Pct.	Reb./Avg.	Ast./Avg.	Pts./Avg.
1974-75 26/NA		165-336	.490	n/a	n/a	22-38	.578	126/4.8	86/3.3	352/13.5
1975-76 23/NA		182-387	.470	n/a	n/a	39-58	.672	140/6.1	51/2.2	403/17.5
1976-77 27/NA		120-296	.405	n/a	n/a	55-78	.705	204/7.5	54/2.0	295/10.9
1977-78 25/NA		69-157	.436	n/a	n/a	31-39	.795	101/4.2	55/2.2	169/7.0
Total	101/NA	536-1176	.456	n/a	n/a	147-213	.690	571/5.7	246/2.4	1219/12.1

29. Matt Stuck | 1,197 pts. | Became a member of the 1,000-point club with 20 vs. Hillsdale on Feb. 3, 1996.

Year	GP/GS	FG-FGA	Pct.	3FG-FGA	Pct.	FT-FTA	Pct.	Reb./Avg.	Ast./Avg.	Pts./Avg.
1992-93 26/16		44-117	.376	25-77	.325	24-36	.667	87/3.4	35/1.4	137/5.3
1993-94 31/27		133-300	.443	90-208	.433	39-50	.780	181/5.8	70/2.3	395/12.7
1994-95 29/20		116-273	.425	69-179	.386	44-64	.688	257/8.9	104/3.6	345/11.9
1995-96 27/27		105-240	.438	53-128	.414	57-67	.851	186/6.9	68/2.5	320/11.9
Total	113/90	398-930	.428	237-592	.400	164-217	.756	711/6.3	277/2.5	1,197/10.6

30. Ty McGregor | 1,144 pts. | Went past 1,000 points on Feb. 12, 1994 with four vs. Lake Superior St.

Year	GP/GS	FG-FGA	Pct.	3FG-FGA	Pct.	FT-FTA	Pct.	Reb./Avg.	Ast./Avg.	Pts./Avg.
1990-91 28/10		41-94	.436	16-40	.400	47-59	.797	52/1.9	54/1.9	145/5.2
1991-92 29/29		93-221	.421	48-115	.417	61-75	.813	65/2.2	82/2.8	295/10.2
1992-93 26/26		103-227	.454	34-97	.351	85-127	.669	60/2.3	113/4.3	325/12.5
1993-94 30/30		122-258	.473	26-81	.321	109-155	.703	117/3.9	137/4.6	379/12.6
Total	113/95	359-800	.449	124-333	.372	302-416	.726	294/2.6	386/3.4	1144/10.1

31. John Eley | 1,084 pts. | Surpassed 1,000 points with 19 vs. Wayne State on Jan 20, 1972.

Year	GP/GS	FG-FGA	Pct.	3FG-FGA	Pct.	FT-FTA	Pct.	Reb./Avg.	Ast./Avg.	Pts./Avg.
1968-69 16/NA		130-231	.563	n/a	n/a	43-83	.518	214/13.4	n/a	303/18.9
1969-70 8/NA		40-89	.449	n/a	n/a	20-36	.556	88/11.0	n/a	100/12.6
1970-71 24/NA		149-308	.484	n/a	n/a	72-108	.667	205/8.5	n/a	370/15.4
1971-72 26/NA		136-284	.479	n/a	n/a	39-65	.600	183/7.0	79/3.0	311/12.0
Total	74/NA	455-912	.499	n/a	n/a	174-292	.596	690/9.3	79/3.0	1084/14.6

32. Drew Valentine | 1,069 pts. | Eclipsed milestone at Kansas City with 17 points on Feb. 16, 2013.

Year	GP/GS	FG-FGA	Pct.	3FG-FGA	Pct.	FT-FTA	Pct.	Reb./Avg.	Ast./Avg.	Pts./Avg.
2009-10 32/0		17-51	.333	5-23	.217	9-11	.818	45/1.4	15/0.5	48/1.5
2010-11 35/28		107-193	.554	34-82	.415	28-45	.622	195/5.6	60/1.7	276/7.9
2011-12 36/36		150-296	.507	37-97	.381	72-101	.713	256/7.1	95/2.6	409/11.4
2012-13 33/33		122-239	.510	17-60	.283	75-119	.630	216/6.5	72/2.2	336/10.2
Total	136/97	396-779	.508	93-262	.355	184-276	.667	712/5.2	242/1.8	1069/7.9

33. Bill Peterson | 1,047 pts. | Went by 1,000 points on Feb. 4, 1982 with 15 against Ferris State.

Year	GP/GS	FG-FGA	Pct.	3FG-FGA	Pct.	FT-FTA	Pct.	Reb./Avg.	Ast./Avg.	Pts./Avg.
1978-79 22/NA		37-73	.507	n/a	n/a	28-38	.737	56/2.5	9/0.4	102/4.6
1979-80 27/24		104-197	.528	n/a	n/a	76-102	.745	164/6.1	30/1.1	284/10.5
1980-81 27/27		150-251	.598	n/a	n/a	110-150	.733	230/8.5	48/1.8	410/15.5
1981-82 27/15		95-180	.528	n/a	n/a	61-79	.772	188/7.0	51/1.9	251/9.3
Total	103/66	386-701	.551	n/a	n/a	275-369	.745	638/6.2	138/1.3	1047/10.2

34. Will Hudson | 1,023 pts. | Scored 12 points vs. Oral Roberts to reach 1,000 on March 8, 2011.

Year	GP/GS	FG-FGA	Pct.	3FG-FGA	Pct.	FT-FTA	Pct.	Reb./Avg.	Ast./Avg.	Pts./Avg.
2007-08 31/2		42-79	.532	0-1	.000	23-40	.575	94/3.0	5/0.2	107/3.5

Players that reached 1,000 points in their career while at Oakland, but did not score all their points while playing for the Golden Grizzlies:

Reggie Hamilton | 2,185 pts. | Went for 18 points vs. Centenary to surpass 1,000 on Jan. 29, 2011.

Year	GP/GS	FG-FGA	Pct.	3FG-FGA	Pct.	FT-FTA	Pct.	Reb./Avg.	Ast./Avg.	Pts./Avg.
2007-08*	31/21	116-273	.425	43-111	.387	87-114	.763	100/3.2	101/3.3	362/11.7
2008-09	21/15	83-220	.377	34-100	.340	65-88	.739	56/2.7	75/3.6	265/12.6
2010-11	35/34	207-423	.489	82-221	.371	120-143	.839	86/2.5	187/5.3	616/17.6
2011-12	36/36	281-630	.446	200-502	.420	262-299	.876	137/3.8	185/5.1	942/26.2
OAK	71/70	488-1053	.463	200-502	.398	382-442	.864	223/3.1	372/5.2	1558/21.9
Total	123/106	687-1546	.444	277-713	.389	534-644	.829	379/3.1	548/4.5	2185/17.8

* at UMKC

Larry Wright | 1,106 pts. | Tallied 17 points at Western Illinois to surpass 1,000 on Feb. 3, 2011.

Year	GP/GS	FG-FGA	Pct.	3FG-FGA	Pct.	FT-FTA	Pct.	Reb./Avg.	Ast./Avg.	Pts./Avg.
2006-07*	31/0	38-104	.365	25-58	.431	24-31	.774	34/1.1	16/0.5	125/4.0
2007-08*	29/10	89-205	.434	53-132	.402	33-44	.750	39/1.3	15/0.5	264/9.1
2008-09										Redshirted
2009-10	35-34	122-337	.362	54-162	.333	87-94	.926	87/2.5	55/1.6	385/11.0
2010-11	34/18	111-253	.439	45-125	.360	65-81	.802	116/3.4	101/3.0	332/9.8
OAK	69/52	233-590	.395	99-287	.345	152-175	.869	203/2.9	156/2.3	717/10.4
Total	129/62	360-899	.400	177-477	.371	209-250	.836	276/2.1	187/1.4	1106/8.6

* at St. John's

Martez Walker | 1,032 pts. | Scored team-best 23 points in NIT win at Clemson on March 14, 2017.

Year	GP/GS	FG-FGA	Pct.	3FG-FGA	Pct.	FT-FTA	Pct.	Reb./Avg.	Ast./Avg.	Pts./Avg.
2013-14*	33/2	50-127	.394	24-68	.353	32-40	.800	75/2.3	13/0.4	156/4.7
2014-15										Redshirted
2015-16	26/13	75-161	.466	33-80	.413	89-109	.817	94/3.6	25/1.0	272/10.5
2016-17	34/34	195-446	.437	71-225	.316	143-172	.831	137/4.0	49/1.4	604/17.8
2017-18	26/26	138-299	.462	54-162	.333	127-163	.779	106/4.1	42/1.6	457/17.6
OAK	86/73	408-906	.450	158-467	.338	359-444	.808	337/3.9	116/1.3	1,333/15.5
Total	119/90	548-1,325	.413	182-535	.340	391-484	.807	457/3.8	129/1.1	1,489/12.5*

* at Texas

Kendrick Nunn | 1,795 pts. | Surpassed 1,000 career points as a junior at Illinois in 2016.

Year	GP/GS	FG-FGA	Pct.	3FG-FGA	Pct.	FT-FTA	Pct.	Reb./Avg.	Ast./Avg.	Pts./Avg.
2013-14*	35/12	83-182	.456	31-80	.388	21-26	.808	58/1.7	39/1.1	218/6.2
2014-15*	33/24	131-327	.401	54-150	.360	49-60	.817	116/3.5	62/1.8	365/11.1
2015-16*	28/25	155-362	.428	75-192	.391	50-63	.794	139/5.0	48/1.7	435/15.5
2016-17										Redshirted
2017-18	30/28	262-602	.435	134-340	.394	119-142	.838	142/4.7	113/3.7	777/25.9
OAK	30/28	262-602	.435	134-340	.394	119-142	.838	142/4.7	113/3.7	777/25.9
Total	124/87	618-1,429	.432	288-739	.390	234-283	.827	497/4.0	257/2.1	1,758/14.2*

* at Illinois

Rashad Williams | 1,009 pts. | Tallied 15 points vs. Cleveland State to surpass 1,000 career points on March 9, 2021.

Year	GP/GS	FG-FGA	Pct.	3FG-FGA	Pct.	FT-FTA	Pct.	Reb./Avg.	Ast./Avg.	Pts./Avg.
2018-19*	31/9	111-274	.405	91-223	.408	23-30	.767	57/1.8	23/0.7	218/6.2
2019-20	15/15	86-251	.343	61-189	.323	59-69	.855	46/3.1	27/1.8	365/11.1
2020-21	28/25	125-362	.345	94-277	.339	37-47	.787	43/1.5	25/0.9	435/15.5
OAK	43/40	211-613	.344	155-466	.333	96-116	.828	89/2.1	52/1.2	673/15.7
Total	74/49	322-887	.363	246-689	.357	119-146	.815	146/2.0	75/1.0	1,009/13.6

* at Cleveland State

NBA DRAFT

2011	Keith Benson	Atlanta Hawks	Round 2 (48th pick)
2016	Kay Felder	Atlanta Hawks*	Round 2 (54th pick)

* Rights traded to Cleveland Cavaliers for cash considerations

ALL-AMERICA

2016	Kay Felder (SN 3rd team, HM-AP)
2011	Keith Benson (HM-AP, CI)
2010	Keith Benson (HM-AP)
2003	Mike Helms (HM-AP)
1997	Kevin Kovach
1994	Tom Eller
1992	Eric Taylor
1991	Matt McClellan
	Eric Taylor
1988	Scott Bittinger

ACADEMIC ALL-AMERICA

1990	Brian Gregory (3rd)
------	---------------------

ACADEMIC ALL-DISTRICT

2017	Sherron Dorsey-Walker
2016	Max Hooper

MID-MAJOR ALL-AMERICA

2015	Kay Felder (CI)
2014	Travis Bader (CI)
2013	Travis Bader (CI)
2012	Reggie Hamilton (CI)
2010	Keith Benson (CI)
	Johnathon Jones (CI)
2009	Johnathon Jones (CI)
2003	Mike Helms (CI)

MID-MAJOR FRESHMAN ALL-AMERICA

2014	Kay Felder (CI)
2011	Travis Bader (CI)
2007	Johnathon Jones (CI)

MID-MAJOR DEFENSIVE ALL-AMERICA

2014	Duke Mondy (CI)
2013	Duke Mondy (CI)
2010	Derick Nelson (CI)

NCAA STATISTICAL CHAMPION

2021	Jalen Moore (8.4 assists per game)
2018	Kendrick Nunn (4.47 three-point field goals per game)
2016	Kay Felder (9.3 assists per game)
2013	Travis Bader (4.2 3-pointers per game)
	Duke Mondy (3.0 steals per game)
2012	Reggie Hamilton (26.2 points per game)
2009	Johnathon Jones (8.1 assists per game)

NABC ALL-DISTRICT

2021	Jalen Moore (1st)
2019	Xavier Hill-Mais (2nd)
2018	Kendrick Nunn (1st)
	Jalen Hayes (2nd)
2017	Jalen Hayes (1st)
	Martez Walker (2nd)
2016	Kay Felder (1st)
2014	Travis Bader (1st)
2013	Travis Bader (1st)
2012	Reggie Hamilton (1st)
2011	Keith Benson (1st)
2010	Keith Benson (1st)
	Johnathon Jones (1st)
2009	Erik Kangas (1st)
2003	Mike Helms (2nd)

MID-MAJOR PLAYER OF THE YEAR

2016	Kay Felder (CI)
2010	Keith Benson (CI)

CONFERENCE PLAYER OF THE YEAR

2018	Kendrick Nunn (M)
2016	Kay Felder (M, CI)
2011	Keith Benson (M, CI)
2010	Keith Benson (M, CI)
2003	Mike Helms (M, CI)
1991	Eric Taylor
1988	Scott Bittinger

CONFERENCE MOST VALUABLE PLAYER

2016	Kay Felder (CI)
2015	Kay Felder (CI)
2012	Reggie Hamilton (CI)
2010	Keith Benson (CI)
2009	Johnathon Jones (CI)
2007	Vova Severovas (CI)
2003	Mike Helms (CI)

CONFERENCE DEFENSIVE PLAYER OF THE YEAR

2011	Keith Benson
2003	Rawle Marshall

CONFERENCE NEWCOMER OF THE YEAR

2013	Duke Mondy
2006	Calvin Wooten
2003	Rawle Marshall
2001	Mike Helms

HORIZON LEAGUE FRESHMAN OF THE YEAR

2014	Kay Felder
------	------------

HORIZON LEAGUE ALL-DEFENSIVE TEAM

2018	Martez Walker
2017	Isaiah Brock
2015	Dante Williams
2014	Duke Mondy

Keith Benson became the first player in program history to be drafted in the NBA, taken 48th overall by the Atlanta Hawks. He saw game action with the Golden State Warriors in 2011-12. He is the only Summit League player to garner Player of the Year and Defensive Player of the Year accolades in the same season.

HORIZON LEAGUE ALL-FRESHMAN TEAM

2021	Micah Parrish
	Trey Townsend
2020	Blake Lampman
2019	Braden Norris
2017	Isaiah Brock
2015	Nick Daniels
	Jalen Hayes
2014	Kay Felder

NATIONAL COACH OF THE YEAR

2000	Greg Kampe (CI)
------	-----------------

CONFERENCE COACH OF THE YEAR

2011	Greg Kampe (M, CI) - The Summit League
2010	Greg Kampe (M, CI) - The Summit League
2007	Greg Kampe (M, CI) - The Summit League
2003	Greg Kampe (CI) - The Summit League
2000	Greg Kampe (M, CI) - The Summit League
1988	Greg Kampe - GLIAC

ALL-LEAGUE**Horizon League (2014-Present)**

2021	Jalen Moore (1st)
	Dan Oladapo (2nd)
2020	Xavier Hill-Mais (1st)
2019	Xavier Hill-Mais (1st)
2018	Kendrick Nunn (1st)
	Jalen Hayes (1st)
2017	Jalen Hayes (1st)
	Martez Walker (2nd)
2016	Kay Felder (1st)
	Jalen Hayes (2nd)
2015	Kay Felder (1st)
	Corey Petros (2nd)
2014	Travis Bader (1st)
	Corey Petros (2nd)

The Summit League (2000-13)

2013	Travis Bader (1st)
	Duke Mondy (2nd)
2012	Reggie Hamilton (1st)
	Travis Bader (HM)
2011	Keith Benson (1st)
	Reggie Hamilton (1st)
	Will Hudson (2nd)
2010	Keith Benson (1st)
	Johnathon Jones (1st)
	Derick Nelson (2nd)
2009	Keith Benson (2nd)
	Johnathon Jones (1st)
	Erik Kangas (1st)
2008	Derick Nelson (1st)
	Johnathon Jones (2nd)
2007	Vova Severovas (1st)
	Erik Kangas (2nd)
	Shawn Hopes (HM)
	Derick Nelson (HM)
2006	Calvin Wooten (2nd)
	Vova Severovas (HM)
2005	Rawle Marshall (1st)
	Cortney Scott (2nd)
2004	Mike Helms (1st)
	Rawle Marshall (2nd)
2003	Mike Helms (1st)
	Rawle Marshall (1st)
	Cortney Scott (2nd)
2002	Mike Helms (1st)
	Brad Buddenborg (2nd)
	Dan Champagne (HM)
2000	Brad Buddenborg (1st)
	Jason Rozycki (2nd)

GLIAC (1974-97)

1997	Kevin Kovach (1st)
	Matt McClelland (2nd)
	Dan Buza (2nd)
1996	Kevin Kovach (1st)
	Matt Stuck (1st)
	Jason Burkholder (2nd)
1995	Jason Burkholder (1st)

1994	Frank Zielinski (2nd)
	Tom Eller (1st)
1993	Tom Eller (1st)
1992	Eric Taylor (1st)
1991	Eric Taylor (1st)
1990	Eric Taylor (1st)
	Brian Gregory (2nd)
1989	John Henderson (1st)
	Brian Gregory (2nd)
1988	Scott Bittinger (1st)
	Brian Gregory (1st)
1987	Scott Bittinger (1st)
1986	Chris Howze (1st)
1985	Chris Howze (1st)
1984	Chris Howze (1st)
	Mike Mohn (1st)
1983	Mike Mohn (1st)
1982	Larry Lubitz (1st)
1981	Bill Peterson (1st)
1980	Rich Brauer (1st)
1979	Tim Kramer (1st)
1978	Tim Kramer (1st)
1977	Tim Kramer (1st)

SUMMIT LEAGUE ALL-NEWCOMER TEAM

2012	Corey Petros
2011	Travis Bader
2010	Larry Wright
2007	Johnathon Jones
2006	Vova Severovas
2003	Rawle Marshall
	Cortney Scott
2001	Mike Helms

COLLEGEINSIDER.COM ALL-DEFENSIVE TEAM

2014	Duke Mondy
2013	Duke Mondy
2011	Keith Benson
2010	Keith Benson
	Derick Nelson
2003	Rawle Marshall
**	stopped after the 2014 season

GLIAC ALL-DEFENSIVE TEAM

1995	Matt Stuck
1994	Ty McGregor
1993	Ty McGregor
1991	Tony Howard
1990	Wallace Davis
1987	Dave Hintz
1986	Scott Bittinger
1985	Scott Bittinger

STUDENT-ATHLETE OF THE YEAR

2014	Travis Bader (Horizon League Cecil N. Coleman Medal of Honor)
2000	Myke Thom (Hollie L. Lepley)

NCAA POSTGRADUATE SCHOLARSHIP

1990	Brian Gregory
------	---------------

ALL-TOURNAMENT TEAM

2021	Jalen Moore
	Dan Oladapo
2019	Jaevin Cumberland
2011	Keith Benson (MVP)
	Reggie Hamilton
2010	Keith Benson
	Johnathon Jones
	Derick Nelson (MVP)
2009	Keith Benson
	Johnathon Jones
	Erik Kangas
2008	Derick Nelson
2007	Vova Severovas
	Erik Kangas
2005	Rawle Marshall (MVP)
	Cortney Scott

KEY

AP	- Associated Press
SN	- Sporting News
CI	- CollegeInsider.com
M	- League media and coaches



The Blacktop at the O'rena

O'rena Quick Facts

First Game: #5 Michigan State (11/16/98)

Seating Capacity: 4,000

Largest Crowd: 4,141 vs. Detroit Mercy (2/23/19)

All-Time Record: 219-88 (.713)

League Record: 130-54 (.706)

Non-Conference Record: 87-32 (.731)

vs. non-D1: 27-1 (.964)

vs. Power Conferences: 4-2 (.666)

NCAA Postseason (CIT, HL tourney): 7-1 (.875)

First Win: def. UM-Dearborn, 81-54 (11/24/98)

First Summit League Win: def. UMKC, 88-81 (1/16/99)

First Horizon League Win: def. Valparaiso, 75-70

(1/4/14)

Most Points Scored: 114 (OT) vs. UMKC (12/6/07)

In Regulation: 107 (2x), Last vs. Chicago State

(11/19/16)

vs. League Opponent: 105 vs. South Dakota St.

(2/19/11)

OAKLAND INDIVIDUAL SUPERLATIVES

Points Scored: 47 by Travis Bader vs. IUPUI (1/24/13)

Field Goals: 16 by Mike Helms vs. Western Michigan

(12/29/01)

Field Goals Att.: 31 by Kendrick Nunn vs. Wright State

(1/7/18)

3-ptrs Made: 11 by Travis Bader vs. IUPUI (1/24/13)

Free Throws Made: 19 by Kay Felder vs. Valpo (1/2/15)

Free Throws Attempted: 24 by Kay Felder vs. Valpo

(1/2/15)

Rebounds: 19 by Corey Petros vs. EMU (12/21/14)

Steals: 8 by Drew Valentine vs. UMKC (1/17/13)

Blocked Shots: 8 by Keith Benson vs. EMU (11/14/09)



The Athletics Center O'rena opened in 1998 as the Golden Grizzlies hosted then-No. 5 Michigan State on Nov. 17th. The \$15-million dollar facility hosts locker rooms for all 18 intercollegiate sports, a modern athletic training room, office space for the athletic department, a media room, academic center, booster room, strength and conditioning weight room and equipment room.

Site of some of the most enthusiastic crowds, the atmosphere in the O'rena starts with Oakland's student section, the Grizz Gang, one of the most vocal groups. With great sight lines from every seat, a brand new state-of-the-art video board, concession areas and a merchandise center, the O'rena is truly a great atmosphere to watch collegiate basketball.

The Golden Grizzlies added The Blacktop before the 2015-16, creating one of the most unique floors in the country. The *Washington Post*, *USA Today*, *Yahoo! Sports* and *Associated Press* have all written stories on The Blacktop and ESPN's *His & Hers* commented on The Blacktop being the best playing surface in college basketball.


Postseason

The Golden Grizzlies have won seven of eight postseason games they have hosted inside the O'rena. Oakland defeated Kent State, 80-74, in the quarterfinals of the 2009 Collegen Insider.com Postseason tournament, while rattling off three wins en route to the Final Four of the 2012 CIT tournament, defeating Bowling Green (86-69), Buffalo (84-76) and Rice (77-70).

In its first season inside the Horizon League (2013-14), Oakland finished tied for fifth place and hosted its first-ever league tournament game as the No. 6 seed, defeating No. 7 seed Youngstown State, 96-92, in overtime. The game featured a great play call by Coach Greg Kampe that allowed Travis Bader to pick up a foul with 0.6 seconds left on the inbounds play, making both free throws and sending the game into OT.



Oakland's student section, the Grizz Gang, provides the Golden Grizzlies with one of the toughest venues to win in across the country.



Oakland year-by-year record inside the O'rena

Year	Record	League Record	Non-Conference
1998-99	8-4 (.667)	Final transition year to D1	8-4 (.667)
1999-00	6-6 (.500)	6-2 Mid-Con (.750)	0-4 (.000)
2000-01	8-6 (.571)	6-2 Mid-Con (.750)	2-4 (.333)
2001-02	10-1 (.909)	6-1 Mid-Con (.857)	4-0 (1.000)
2002-03	12-3 (.800)	6-1 Mid-Con (.857)	6-2 (.750)
2003-04	8-5 (.615)	4-4 Mid-Con (.500)	4-1 (.800)
2004-05	6-5 (.545)	4-4 Mid-Con (.500)	2-1 (.667)
2005-06	6-7 (.462)	3-5 Mid-Con (.375)	3-2 (.600)
2006-07	10-2 (.833)	6-1 Mid-Con (.857)	4-1 (.800)
2007-08	11-3 (.786)	6-3 Summit (.667)	5-0 (1.000)
2008-09	12-0 (1.000)	9-0 Summit (1.000)	3-0 (1.000)
2009-10	13-1 (.929)	9-0 Summit (1.000)	4-1 (.800)
2010-11	10-1 (.909)	9-0 Summit (1.000)	1-1 (.500)
2011-12	12-5 (.706)	6-3 Summit (.667)	6-2 (.750)
2012-13	10-2 (.833)	6-2 Summit (.750)	4-0 (1.000)
2013-14	10-5 (.667)	4-4 Horizon (.500)	6-1 (.857)
2014-15	12-4 (.750)	8-0 Horizon (1.000)	4-2 (.667)
2015-16	8-5 (.615)	5-4 Horizon (.556)	3-1 (.750)
2016-17	13-4 (.765)	6-3 Horizon (.667)	7-1 (.875)
2017-18	11-4 (.733)	5-4 Horizon (.555)	6-0 (1.000)
2018-19	10-6 (.625)	6-3 Horizon (.667)	3-3 (.500)
2019-20	8-5 (.615)	6-4 Horizon (.600)	2-1 (.666)
2020-21	5-4 (.555)	4-4 Horizon (.500)	0-0
21 years	219-88 (.713)	130-54 (.706)	87-32 (.731)



OAKLAND IN THE POSTSEASON**D1 record = 7-8 overall record | D2 record = 3-5 overall record**

NCAA Division I

3 NCAA tournaments (2005, '10, '11) / 1-3 overall record

4 CollegInsider.com Postseason tournaments (2009, '12, '13, '15) / 4-4 overall record

1 Vegas16 Postseason tournament (2016) / 2-1 overall record

1 NIT appearance (2017)


Division II - 4 NCAA tournaments (1994, '95, '96, '97) / 3-5 overall

Year-By-Year Results

Date	Tournament	Opponent	Result	Place	Attendance
3/8/94	NCAA First Round	Quincy	W, 105-98	Quincy, Ill. (Memorial Gym)	2,134
3/11/94	NCAA Great Lakes Regional Semifinal	Wayne State	L, 99-97	Evansville, Ind. (PAC Arena)	2,800
3/12/94	NCAA Great Lakes Regional Consolation	Kentucky Wesleyan	L, 118-91	Evansville, Ind. (PAC Arena)	1,567
3/7/95	NCAA First Round	Quincy	L, 116-94	Quincy, Ill. (Memorial Gym)	1,800
3/7/96	NCAA First Round	Northern State	L, 98-92	Evansville, Ind. (PAC Arena)	500
3/6/97	NCAA First Round	Grand Valley State	W, 79-74	Indianapolis, Ind. (Nicosin Hall)	1,750
3/7/97	NCAA Great Lakes Regional Semifinal	Indianapolis	W, 75-72	Indianapolis, Ind. (Nicosin Hall)	1,850
3/8/97	NCAA Great Lakes Regional Final	Northern Kentucky	L, 101-87	Indianapolis, Ind. (Nicosin Hall)	1,550
3/15/05	NCAA Opening Round	Alabama A&M	W, 76-69	Dayton, Ohio (Dayton Arena)	8,254
3/18/05	NCAA First Round	#2/2 North Carolina	L, 96-68	Charlotte, N.C. (Charlotte Coliseum)	23,207
3/17/09	CIT Opening Round	KENT STATE	W, 80-74	Rochester, Mich. (O'rena)	2,155
3/23/09	CIT Quarterfinals	Bradley	L, 76-75	Peoria, Ill. (Carver Arena)	5,007
3/19/10	NCAA First Round	#18/16 Pittsburgh	L, 89-66	Milwaukee, Wis. (Bradley Center)	17,847
3/18/11	NCAA Second Round	#8/9 Texas	L, 85-81	Tulsa, Okla. (BOK Center)	12,631
3/14/12	CIT Opening Round	BOWLING GREEN	W, 86-69	Rochester, Mich. (O'rena)	2,015
3/17/12	CIT Second Round	BUFFALO	W, 84-76	Rochester, Mich. (O'rena)	1,685
3/20/12	CIT Quarterfinals	RICE	W, 77-70	Rochester, Mich. (O'rena)	1,775
3/25/12	CIT Semifinals	Utah State	L, 105-81	Logan, Utah (Dee Glen Smith Spectrum)	2,092
3/19/13	CIT Opening Round	Youngstown State	L, 99-87	Youngstown, Ohio (Beeghly Center)	3,056
3/17/15	CIT Opening Round	EASTERN ILLINOIS	L, 97-91	Rochester, Mich. (O'rena)	2,609
3/28/16	Vegas 16 Postseason Quarterfinals	Towson	W, 90-72	Las Vegas (Mandalay Bay Events Center)	160
3/29/16	Vegas 16 Postseason Semifinals	East Tennessee State	W, 104-81	Las Vegas (Mandalay Bay Events Center)	160
3/28/16	Vegas 16 Postseason Championship	Old Dominion	L, 68-67	Las Vegas (Mandalay Bay Events Center)	175
03/14/17	NIT Opening Round	Clemson	W, 74-69	Clemson, S.C. (Littlejohn Coliseum)	2,785
03/19/17	NIT Second Round	Richmond	L, 87-83	Richmond, Va. (Robins Center)	6,527

scott bittinger

#5



The rise of the Oakland University's men's basketball program can be directly linked to the arrival of Scott Bittinger on campus. He became the first All-American in program history and was the first player to have his jersey retired in the early 1990s.

Bittinger (1984-88) earned All-America honors from *Basketball Times* after his senior year in 1988. He also earned All-GLIAC honors for the second straight year, was selected to the All-Region Team, and was voted GLIAC Player of the Year that season. Those honors aren't surprising when you consider that he set OU single-season records for field goals made, free throws made and total points, as well as the GLIAC record for points in a season.

He led OU to its first 20-win season in 1987, is in the top five in eight different career categories, including total points, where he is seventh with 1,806. He also held the school mark for consecutive free throws made, canning 35 straight during the 1987-88 campaign, which presently stands third.

A two-time Academic All-GLIAC honoree, Bittinger received a Bachelor of Science degree in Accounting in 1988. He completed his masters degree in business administration from Wayne State in 1994.

rawle marshall

#1



Rawle Marshall brought the men's basketball program in to the Division I spotlight in 2005. He led the Golden Grizzlies to one of the league's greatest upsets in tournament history as the seventh-seeded Grizzlies upended No. 1 seed Oral Roberts, 61-60.

Marshall (2002-05) went for 18 points in the championship game and dished out his most important assist when he found Pierre Dukes in the corner and he proceeded to drain a 3-pointer with 1.3 seconds left to lift OU over the Golden Eagles and in to the 'Big Dance'. Marshall averaged 20 points per game, 11 rebounds per game and 2.7 assists per game to garner tournament MVP honors.

His top-notch play continued in the opening round of the NCAA tournament where Oakland defeated Alabama A&M, 79-69. Marshall scored a game-high 29 points and grabbed nine rebounds to lead OU to its first-ever NCAA Division I tournament victory. The Grizzlies would fall to top-seeded and eventual national champion North Carolina, 96-68. OU faced three of the four teams that made the 2005 Final Four.

Marshall ended his three-year career with 1,671 points, 199 steals, 208 assists and 101 blocked shots. He currently ranks second in steals, third in blocked shots and fourth in scoring average (18.57) inside the OU career record book. He was named 2003 Mid-Con Defensive Player of the Year after leading the league in steals (80).

He became the first Oakland player to compete in the NBA, playing for the Dallas Mavericks (2005-06) and Indiana Pacers (2006-07). He had his jersey retired in December 2010.

keith benson**#34**

Keith Benson became the first-ever NBA Draft pick in 2010 as the 48th pick by the Atlanta Hawks. Benson, a native of Farmington Hills, Mich., became the first two-time Associated Press All-American (honorable mention) and was a two-time Summit League Player of the Year.

Benson left his mark on Oakland and The Summit League record books, becoming the only player to surpass 1,500 points, 1,000 rebounds and 300 blocked shots. Benson holds the league record with 371 blocks and was named 2010 Lou Henson Mid-Major Player of the Year.

A three-time all-league performer, Benson posted a school record 20 double-doubles in his senior year and finished second in the country with 3.8 blocks per game. He was named Summit League Defensive Player of the Year, becoming the first player in league history to garner player and defensive player of the year accolades in the same season.

He led Oakland to back-to-back Summit League regular-season and tournament championships from 2009-11. The Golden Grizzlies won 91 games during his four-year career and made consecutive NCAA tournament appearances.

Benson finished his career second in The Summit League with 1,103 rebounds and 13th in scoring with 1,903 points. His 49 double-doubles continues to be a school record, tallying 38 over his final two seasons. His No. 34 jersey was retired in November 2011 in front of a packed house in the O'rena at halftime of the Tennessee game.

travis bader**#3**

Travis Bader finished his career as the NCAA's all-time greatest shooter from beyond the arc, finishing with a then-record of 504 3-pointers made. His record was later broken in 2019 by Wofford's Fletcher Magee. He attempted a NCAA record 1,246 and is a three-time all-league performer.

Recipient of Coleman Award, given to the Horizon League's top senior student-athlete, Bader tied the all-time school record with 137 games played. He set single-season school records in 3-pointers made (147/T4 in NCAA history) and free throw percentage (.943) in 2013-14. Finished No. 2 in the country 3-pointers made per game (4.5) and free-throw percent as a senior.

Broke the school and Horizon League tournament record by going 18-for-18 from the free-throw line vs. Youngstown State (3/4/14) in the opening round game of the league tournament. Bader was named to the All-Horizon League first team.

A four-time Academic All-League honoree, Bader finished second all-time in school history with 2,351 points, most in Division I era. He Broke the all-time school record in free-throw percentage (.878) and reached double figures in 106 games. Bader made a single-game school record 11 treys vs. IUPUI (1/24/13) and finished as a two-time Mid-Major All-American and NABC All-District first team honoree.

Bader earned his bachelor's degree in communications and completed all his course work for a master's degree in communications, needing just an internship to finish his graduate degree. Oakland honored Bader on Jan. 15, 2015 vs. Green Bay.

CARVIN MELSON (1969-73) 1984 INDUCTEE

- NCAA District 4 All-Star Team
- NBA Coaches Bulletin All-American Team
- Held school records in every category

TIM KRAMER (1975-79) 1985 INDUCTEE

- National Association of Basketball Coaches All-Regional third team
- Who's Who Among Students in American Universities & Colleges
- Three-time All-GLIAC first team

KEVIN WILLIAMS (1972-76) 1987 INDUCTEE

- Earned All-GLIAC first team
- Set the school single-season rebound record
- Finished as one of the top all-time rebounders in school history

CHRIS HOWZE (1982-86) 1993 INDUCTEE

- Was a three-time All-GLIAC first team selection
- Set the Oakland career records for steals and blocked shots
- Holds the Oakland single-game scoring mark with 52 points

SCOTT BITTINGER (1984-88) 1994 INDUCTEE

- Was the first men's basketball All-American at Oakland
- Tabbed GLIAC Player of the Year in 1988
- Two-time All-GLIAC
- Holds season school record in field goals made, third in points in a season and ranks No. 7 all-time in points scored with 1,806

BRIAN GREGORY (1987-90) 1997 INDUCTEE

- Leads Oakland in single-game and career assists
- Scored over 1,200 points in his career
- Ranks top 10 in OU history in career steals, free throws and 3-pointers
- NCAA Postgraduate Scholarship recipient

KEVIN KOVACH (1993-97) 2004 INDUCTEE

- Garnered All-American honors in 1997
- Two-time All-GLIAC first team selection (1996, '97)
- Led team to four straight NCAA tournament appearances

ERIC TAYLOR (1989-92) 2004 INDUCTEE

- First player in school history to earn All-American honors in back-to-back seasons (1991, '92)
- GLIAC Player of the Year (1991)
- Three-time All-Region and All-GLIAC honoree

TOM ELLER (1990-94) 2008 INDUCTEE

- Garnered All-American honors in 1994
- Two-time All-GLIAC first team selection (1993, '94)
- Went a perfect 17-for-17 from the free-throw line to tie the single-game school record at Edinboro (11/26/91)
- Male Scholar-Athlete of the Year and Academic All-GLIAC

JOHN ELEY (1969-72) 2009 INDUCTEE

- His 13.38 rebounds per game (1968-69) ranks third in single-season school history
- Broke the school record with 690 rebounds and currently ranks 10th in program history in that category
- Scored 1,084 points in just 74 games

GREG KAMPE (1984-PRESENT), COACH 2012 INDUCTEE

- Five-time Summit League Coach of the Year (tops in league history)
- NCAA Coach of the Year in 2000
- Currently ranks No. 14 in the NCAA amongst active coaches in wins
- Led the 2011-12 team to a league record three postseason wins (CollegelInsider.com Postseason Tournament)
- Four consecutive NCAA postseason appearances and 20-win seasons (2009-12)

**HALF-CENTURY TEAM - 1967-2017**

- To commemorate the 50th anniversary of men's basketball at Oakland University, a Half-Century Team was selected and recognized on Friday night of the Green Bay game at WinterFest. A list of 50 nominees was created and fans made close to 7,000 votes to determine the 21 players to be considered for the top 10.
- A committee consisting of faculty, staff, season ticket holders and a former player, voted on the Half-Century Team.

Travis Bader

- NCAA career record holder in 3-pointers made (504) and 3-pointers attempted (1,246)
- Recipient of Coleman Award, given to Horizon League's top senior student-athlete
- Ranks No. 2 in school history with 2,351 career points

Keith Benson

- Lou Henson Award winner in 2010, given to the country's top mid-major player
- Named Summit League Player of the Year (2010, '11) and Defensive Player of the Year (2011)
- Just the second player in Summit League and school history to surpass 1,500 points and 1,000 rebounds

Scott Bittinger

- Became Oakland's first-ever All-American in 1988
- Named GLIAC Player of the Year in 1988
- Inducted into Hall of Honor in 1994

Dan Champagne

- School record holder in FG percentage (.624)
- No. 10 on all-time scoring list with 1,721 points
- All-Mid-Con performer and ranks in top 10 in games, games started, minutes played, FG made, scoring, FG percentage, blocked shots and offensive rebounds

Kay Felder

- Named Associated Press All-America Third Team in 2016
- Horizon League Player of the Year in 2016, Mid-Major All-American, two-time All-Horizon League
- Led the NCAA in assists per game (9.3) and fourth in scoring (24.4 per game)

Reggie Hamilton

- Led the country in scoring (26.2) in 2011-12
- Broke the single-season school record with 942 points
- Led Golden Grizzlies to the 2011 NCAA tournament and scored 25 points against No. 8 Texas in 85-81 loss

Mike Helms

- Finished third in the NCAA with 26.9 points per game, No. 2 in school history
- Scored 2,314 points and stands third on all-time scoring list
- First-ever Division I All-American in 2003, Conference MVP and Player of the Year and three-time All-Mid-Con

Johnathon Jones

- Broke all-time Summit League record in assists (814)
- Led NCAA with 8.1 assists per game in 2008-09
- First player in program history to surpass 1,300 points and 800 assists

Rawle Marshall

- Named Mid-Con Tournament MVP after leading Oakland to first-ever D1 NCAA tournament in 2005
- First-ever player to compete in NBA (Dallas, Indiana)
- Scored 1,671 points in three seasons at Oakland (14th all-time)

Carvin Melson

- NCAA District 4 All-Star and NBA Coaches Bulletin All-American
- School record holder with 2,408 points and 1,204 rebounds
- Inducted into Hall of Honor in 1984

1967-68
Overall: 6-15
Coach: Dick Robinson

D 2	Adrian	W (OT)	109-106
8	Wayne State	L	89-79
9	Kalamazoo	L	101-74
13	Albion	L	91-79
J 5	Wayne State	L	112-101
6	Adrian	L (OT)	111-107
12	Alma	L	108-91
13	Ferris State	L	90-69
19	Spring Arbor	W	104-92
20	Hillsdale	L	104-96
25	Ferris State	L	110-86
26	Grand Valley State	L	98-94
31	Alma	L	97-95
F 3	Aquinas	L	101-88
7	Detroit Tech	W	82-76
9	Mackinac	W	100-67
10	Olivet	L	111-93
13	Spring Arbor	W	62-60
17	Western Ontario	W	70-60
23	Albion	L	96-69
24	Grand Valley State	L	88-85

1968-69
Overall: 11-10
Coach: Gene Boldon

D 4	Albion	L (OT)	101-97
7	Chicago	W	70-68
21	at Wayne State	L	93-81
27	Olivet	L	87-68
28	at Grand Valley State	L	87-84
J 4	Olivet	W	66-62
7	Windsor	W	77-69
10	Aquinas	W	83-78
11	at Adrian	L	77-64
17	Ferris State	L	88-75
18	Hillsdale	W	77-74
24	Lake Superior State	W	114-88
25	at Grand Valley State	L	71-64
F 1	Kalamazoo	L	92-75
7	Detroit Tech	W	90-59
8	Ferris State	L	97-82
12	Albion	W	99-89
15	Western Ontario	W	92-86
21	Wayne State	L	74-69
22	Adrian	W	101-77
28	Grand Valley State	W	90-74

1969-70
Overall: 9-14
Coach: Gene Boldon

D 1	at Albion College	L	92-90
5	at Lake Superior State !	W	93-74
6	vs. Northwood !	W	103-78
22	at Milwaukee	L	112-92
29	vs. Florida Pres. @	W	73-56
30	at Alma @	L	91-71
J 3	at Olivet	L	80-67
7	Albion	L	83-68
9	Wayne State	L	82-75
10	at Ashland	L	65-37
16	Grand Valley State	W	72-65
23	Detroit Tech	L	91-79
24	at Adrian	W	85-73
28	Western Ontario	W	102-68
30	Hillsdale	W	97-83
31	at Ferris State	L	85-77
F 7	at Aquinas	L	85-84
11	Adrian	W	87-74
13	at Wayne State	L	86-77
21	Olivet	W	80-75
24	Ferris State	L	92-83
27	Milwaukee	L	93-70
28	at Grand Valley State	L	103-90

! Lake Superior State Tournament, Sault Ste. Marie, Mich.; @ Alma Tournament, Alma, Mich.

1970-71
Overall: 14-12
Coach: Gene Boldon

D 2	Albion	L	96-89
5	at Adrian	W	89-79
9	Olivet	W	90-88
11	at College of Wooster	L	104-64
28	vs. Genesee State !	W	106-88
29	at Alma !	W	85-84

J 6	Adrian	W	94-86
9	Ashland	L	78-40
15	Grand Valley State	L	85-83
16	at Alma	L	101-83
20	Wayne State	W	63-59
23	at W. Ontario	W	79-75
27	at Windsor	W	79-75
30	at Detroit Tech.	L	95-86
F 3	at Albion	W	69-63
5	Taylor	L	77-73
6	at Ferris State	L	107-90
10	at Olivet	L	119-118
13	Lake Superior State	W	91-73
17	at Eastern Michigan	L	104-75
19	Aquinas	W	88-62
20	at Hillsdale	W	91-90
26	Ferris State	W	92-80
27	at Grand Valley State	L	109-96
M 2	at Wayne State	L	73-67
3	at Saginaw Valley State	W	100-74

! Alma Tournament, Alma, Mich.

1971-72
Overall: 14-12
Coach: Gene Boldon

Albion	L	92-87	
vs. Saginaw Valley State !	W	117-74	
at Lake Superior State !	L	86-85	
Adrian	W	85-72	
College of Wooster	W	87-71	
Olivet	L	85-76	
D 29	vs. Brockport State @	L	112-83
30	vs. Bethany @	W	93-86
Windsor	W	106-88	
Wayne State	W	72-69	
Adrian	W	95-63	
Alma	L	79-78	
Aquinas	W	78-76	
Grand Valley State	W	109-95	
Ashland	L	78-77	
Western Ontario	W	93-43	
J 28	Albion	W	135-80
29	Grand Valley State	L	120-94
Ferris State	L	95-87	
Hillsdale	L	83-73	
Taylor	W	87-85	
Wayne State	L	96-91	
F 15	Eastern Michigan	L	93-88
Saginaw Valley State	W	82-80	
Olivet	L	97-83	
Ferris State	W	90-85	

! Lake Superior State Tournament, Sault Ste. Marie, Mich.; @ College of Wooster Tournament, Wooster, Ohio

1972-73
Overall: 15-11
Coach: Gene Boldon

N 30	West Virginia State	W	76-70
D 1	vs. Huntington !	L	89-83
2	vs. Spring Arbor !	W	103-97
6	at Hillsdale	L	63-60
9	at Lake Superior State	W	87-66
13	at Adrian	W	93-68
15	Wayne State	W	80-76
22	vs. Morgan State @	L (2OT)	83-79
23	vs. Alabama State @	W	72-65
J 2	at Windsor	W	89-71
6	at College of Wooster	L	71-69
10	Olivet	W (OT)	90-88
11	at Ball State	L	87-77
13	Alma	W	88-84
15	Lake Superior State	W	79-69
17	Grand Valley State	L	57-56
26	Ferris State	L	89-77
31	Mercy	L	88-85
F 2	at Fredonia State	L	48-44
3	at SUNY Brockport	L	99-83
7	Ashland	W	114-97
10	Northwood	W	101-80
16	Saginaw Valley State	W	92-73
17	at Ferris State	L	97-73
24	at Wayne State	W	86-85
28	Eastern Michigan	W	88-77

! Taylor Tournament, Upland, Ind.; @ Shaw Classic, Detroit, Mich.

1973-74
Overall: 17-11
Coach: Gene Boldon

N 30	Olivet	W	57-49
D 1	Taylor	W	67-63
3	Detroit Tech	W	81-56
5	Denmark National Team	W	116-66
6	Northwood	W	111-84
8	UIC	W	76-72
14	Michigan Tech	W	57-49
15	Detroit	L	101-75
19	Lake Superior State	W	81-69
27	Albion	W	80-73
28	Wheaton	L (OT)	75-73
29	Kalamazoo	W	81-72
J 4	C.W. Post	L	48-47
5	Central State	W	68-57
9	Hillsdale	W	63-62
11	Adrian	W	74-67
12	Olivet	W	69-47
16	Grand Valley State	L	94-69
19	College of Wooster	W	70-69
22	Western Ontario	W	99-66
26	Alma	W (OT)	74-71
F 2	SUNY Brockport	L	76-73
9	Ferris State	L	59-53
13	Wayne State	L	77-75
18	Wisconsin-Parkside	L	82-62
19	Milwaukee	L	62-61
23	Grand Valley State	L	92-75
27	Wayne State	L	75-71

1974-75
Overall: 4-22, 2-8 GLIAC
Coach: Gene Boldon

N 30	at College of Wooster	L	73-50
D 5	Wisconsin-Parkside	L	74-41
7	at Michigan Tech	L (OT)	67-63
11	UIC	W	83-76
20	vs. Central State !	L	92-67
21	vs. Maryland-Eastern Shore !	L	100-79
28	at Northern Illinois	L	92-69
J 4	Olivet	W	61-54
6	at Wayne State	L	79-70
8	Saginaw Valley State*	L	81-76
15	Grand Valley State*	L	98-74
17	Tri-State	L	76-59
18	at Illinois State	L	98-53
22	at Detroit	L	105-48
23	Wayne State	L	80-73
25	at Ferris State*	L	99-65
29	at Northwood*	L	86-66
F 1	at Lake Superior State*	L	102-53
3	Green Bay	L	72-70
5	at Grand Valley State*	L	88-71
8	at Hillsdale	L	63-61
12	at Saginaw Valley State*	W	59-57
15	Lake Superior State*	L	94-78
19	Northwood*	W	94-81
22	Ferris State*	L	74-61
28	at Brockport State	L	95-82

* GLIAC game; ! Shaw Classic; Detroit, Mich.

1975-76
Overall: 5-22, 3-13 GLIAC
Coach: Gene Boldon

N 29	at Wright State	L	103-79
D 8	IUPUI	W	80-76
10	at Detroit	L	113-83
13	at Olivet	W	88-73
15	at Akron	L	78-68
17	at Wayne State*	W	66-65
18	Lake Superior State*	L	87-69
20	at Northwood*	L	82-79
J 3	Northern Michigan*	L	86-71
7	at Saginaw Valley State*	L	83-82
12	Milwaukee	L	56-54
14	at Eastern Michigan	L	66-54
16	at Hillsdale*	W	90-70
17	at Tri-State	L	92-52
21	at Grand Valley State*	L	72-51
24	Ferris State*	L	79-68
28	Northwood*	W	78-72
F 6	at Northern Michigan*	L	65-60
7	at Lake Superior State*	L	89-66
11	Hillsdale*	L	64-63
13	at Wisconsin-Parkside	L	74-42
14	at Green Bay	L	85-54

18	Wayne State*	L	77-64
21	at Ferris State*	L	82-70
25	Grand Valley State*	L	81-72
27	Saginaw Valley State*	L	94-70
28	Brockport State	L	50-47

* GLIAC game

1976-77
Overall: 9-19, 5-11 GLIAC
Coach: Jim Mitchell

N 27	Windsor	L	85-75
D 1	Olivet	L	68-57
3	vs. Duquesne !	L	75-73
4	vs. Norwegian National Team !	W	
79-48			
6	at Detroit	L	113-45
8	at Eastern Michigan	L	83-59
11	at Central Michigan	L	120-64
18	at UIC	W	65-48
20	at Milwaukee	L	91-67
J 1	at IUPUI	W	101-97
5	Saginaw Valley State*	L	97-74
8	Akron	W	71-69
10	at Ferris State*	L	89-80
15	Lake Superior State*	L	77-73
17	Northern Michigan*	L	54-53
20	Northern Illinois	L	87-73
22	Grand Valley State*	L	82-66
24	at Hillsdale*	W	110-91
29	at Northwood*	W	76-74
F 2	at Wayne State*	L	75-72
5	at Saginaw Valley State*	L	86-74
7	Ferris State*	L	77-72
12	at Lake Superior State*	L	88-73
14	at Northern Michigan*	L	74-65
16	Northwood*	W	99-83
19	at Grand Valley State*	L	84-60
21	Hillsdale*	W	85-77
23	Wayne State*	W	71-67

* GLIAC game

1977-78
Overall: 6-22, 3-11 GLIAC
Coach: Jim Mitchell

N 21	Western Ontario	W	91-70
26	at Toledo	L	98-43
28	at South Alabama	L	101-78
30	Windsor	W	89-65
D 3	at Hillsdale*	L	78-68
5	at Northern Michigan	L	78-72
7	at Central Michigan	L	99-64
10	Northern Kentucky	L	84-55
20	at Ashland	L	88-59
21	at IUPUI	L	66-65
29	vs. Hillsdale!	W	62-61
30	Tri-State!	L	77-63
J 4	Northwood*	W	97-83
7	Lake Superior State*	L	63-59
9	at Detroit	L	99-58
14	at Wayne State*	L	57-53
16	at Grand Valley State*	L	81-46
21	Saginaw Valley State*	L	66-61
23	Ferris State*	W	101-71
30	at Northwood*	L	58-55
F 4	at Lake Superior State*	L	85-84
6	at Akron	L	78-66
11	Wayne State*	L	84-71
13	Grand Valley State*	W	83-72
15	at Northern Kentucky	L	67-53
18	at Saginaw Valley State*	L	78-67
20	at Ferris State*	L	77-66
25	Hillsdale*	L	72-45

* GLIAC game; ! Tri-State Tournament, Angola, Ind.

1978-79
Overall: 12-15, 5-9 GLIAC
Co-Head Coaches: Jim Mitchell and Lee Frederick

N 27	IUPUI	W	113-83
29	at Windsor	W	82-79
D 2	at Central Michigan	L	81-69
6	Akron	W (OT)	90-88
9	Northern Kentucky	L	76-74
11	Mercy	W	78-59
28	at Thomas More	L	74-73
30	at Ashland	L	94-91
J 3	at Shaw	W	96-74
6	at Concordia (MI)	L	65-57
8	Wayne State*	W	66-60

10	Thomas More	L	83-76	23	Mercy	W	114-84
13	at Lake Superior State*	L	76-71	28	at Fort Wayne	W	111-67
15	at Hillsdale*	L	73-60	30	at Saint Josephs (IN)	L (3OT)	104-103
17	Wright State	W (OT)	55-54	D 2	Shaw	W	125-100
20	Saginaw Valley State*	L	61-52	5	Northeastern Illinois	W	97-82
22	at Grand Valley State*	L	72-63	10	at Hillsdale*	L	95-79
27	Ferris State*	L	87-74	12	Grand Valley State*	W	80-60
29	at Northwood*	W	74-73	14	St. Mary's (MI)	W	73-71
F 3	at Wayne State*	W	54-53	19	at Northwood*	L	91-81
5	Lake Superior State*	W	98-85	J 2	at Illinois Tech	W	66-53
7	at Northern Kentucky	W (OT)	72-70	7	at Michigan Tech*	W	67-52
10	Hillsdale*	L	64-61	9	at Lake Sup. St.*	W	73-60
12	at Saginaw Valley State*	L	80-76	14	Ferris State*	L	81-69
17	Grand Valley State*	W	80-73	16	Northern Michigan	W	89-66
19	at Ferris State*	L	94-68	21	at Wayne State*	L	81-66
24	Northwood*	L	96-89	23	Northwood*	L	80-74

* GLIAC game

1979-80

Overall: 13-14, 3-11 GLIAC

Coach: Lee Frederick

D 1	at Wright State	L	84-58
6	at St. Mary's (MI)	W	90-60
8	Northern Kentucky	W	89-78
10	at Central Michigan	L	85-77
12	Shaw	W	83-82
15	Concordia (MI)	W	80-77
18	IUPUI	W	88-78
J 3	Mercy	W	54-38
5	at St. Joseph's (IN)	L	92-77
7	at Wayne State*	L	57-52
9	Ashland	W (OT)	114-107
12	Lake Superior State*	W	75-48
14	Hillsdale*	L	69-64
19	at Saginaw Valley State*	L	92-67
21	Grand Valley State*	L	65-62
23	at Western Ontario	W	99-85
26	at Ferris State*	L	68-59
28	Northwood*	W	75-74
F 2	Wayne State*	L	72-50
4	at Lake Superior State*	L	54-52
6	at Northern Kentucky	W	67-65
9	at Hillsdale*	L (2OT)	38-34
11	Saginaw Valley State*	L	68-54
14	at Grand Valley State*	L	68-52
18	Ferris State*	W	75-70
23	at Northwood*	L	77-67
25	Northern Michigan	W	64-62

* GLIAC game

1980-81

Overall: 8-19, 3-13 GLIAC

Coach: Lee Frederick

N 24	at Western Ontario	W	99-67
29	at Northern Michigan	L	80-71
D 1	UM-Dearborn	W	111-88
3	St. Mary's College (MI)	W	82-70
6	at Northern Kentucky	L	86-74
20	vs. St. Joseph's (IN) !	L	94-85
22	at Northwood*	L	85-67
30	vs. Shaw @	W	76-69
J 2	vs. Dillard \$	L	71-55
3	vs. Xavier (LA) \$	L	77-66
8	at Michigan Tech*	L	92-86
10	at Lake Superior State*	L	96-80
13	Grand Valley State*	L	82-70
15	Ferris State*	W	62-61
22	Wayne State*	L	78-73
24	Northwood*	L	83-71
26	Saginaw Valley State*	L	83-74
29	Michigan Tech*	L	68-47
31	vs. Lake Superior State* %	W	83-75
F 2	at Hillsdale*	L	89-54
5	at Ferris State*	L	72-52
12	at Saginaw Valley State*	L	83-75
14	at Northeastern Illinois	W	85-74
16	Northern Kentucky	L	77-70
19	at Grand Valley State*	W	85-79
21	at Wayne State*	L	70-69
24	Hillsdale*	L	93-76

* GLIAC game; ! Rochester HS, Rochester, Mich.; @ Detroit NW HS, Detroit, Mich.; \$ New Orleans, La.; % Joe Louis Arena, Detroit, Mich.

1981-82

Overall: 18-9, 8-8 GLIAC

Coach: Lee Frederick

N 20	at UM-Dearborn	W	104-87
------	----------------	---	--------

25	at Saginaw Valley State*	L	74-70
28	at Illinois Tech	L	87-85
104-103	* GLIAC game; ! Sacred Heart Tournament, Bridgeport, Conn.		

1984-85

Overall: 13-15, 5-11 GLIAC (t-7th)

Coach: Greg Kampe

N 25	at Western Michigan	L	69-51
26	at Northeastern Illinois	W	69-68
30	UM-Dearborn	W	91-77
D 5	at St. Mary's (MI)	W	78-57
8	at Northern Kentucky	W	49-47
21	Quincy	W	75-74
28	vs. Nazareth!	W	111-56
29	vs. Walsh!	L	83-66
J 3	at Northern Michigan	L	104-89
5	Northwood*	L (2OT)	106-102
7	at Hillsdale*	W	64-56
10	at Ferris State*	L	70-55
12	Wayne State*	W	66-57
14	Illinois Tech	W	87-71
17	at Lake Superior State*	L	83-75
19	at Michigan Tech*	W (OT)	62-59
24	Grand Valley State*	L	77-74
26	Saginaw Valley State	L (OT)	77-74
28	Hillsdale*	W	76-64
30	Northern Kentucky	L	54-48
F 2	at Northwood*	L	81-67
7	Ferris State*	L (OT)	79-76
9	at Wayne State*	L	98-86
14	Lake Superior State*	L	66-65
16	Michigan Tech*	W	72-69
19	at Illinois Tech	W	93-70
21	at Grand Valley State*	L	81-76
28	at Saginaw Valley State*	L	66-63

* GLIAC game; ! UM-Dearborn Tournament, Dearborn, Mich.

1985-86

Overall: 13-15, 5-11 GLIAC (8th)

Coach: Greg Kampe

N 23	at Detroit	L	77-62
25	at Western Michigan	L	79-69
27	Northern Michigan	W	94-80
D 3	at Ball State	L	82-69
4	Hillsdale*	W	90-81
7	at Illinois Tech	W	79-60
13	Northeastern Illinois	W	85-72
14	St. Mary's (MI)	W	86-76
19	at UM-Dearborn	W	104-95
21	at Quincy	L	71-68
30	Aquinas	W	98-88
J 4	at Northwood*	W	98-83
9	Ferris State*	L	94-78
11	at Wayne State*	L	84-83
16	Lake Superior State*	W	73-56
18	Michigan Tech*	L	85-72
21	at Hillsdale*	L	72-66
23	at Grand Valley State*	L	88-75
25	at Saginaw Valley State*	W	85-68
30	at Indiana Tech	W	86-67
F 1	Northwood*	W	77-73
6	at Ferris State*	L	99-74
8	Wayne State*	L	84-62
13	at Lake Superior State*	L	77-70
15	at Michigan Tech*	L	91-84
20	Grand Valley State*	L	85-78
22	Saginaw Valley State*	L	89-83
24	at St. Mary's (MI)	W	98-76

* GLIAC game; ! UM-Dearborn Tournament, Dearborn, Mich.

1986-87

Overall: 20-8, 10-6 GLIAC (4th)

Coach: Greg Kampe

N 21	vs. Hanover !	W	77-59
22	at Northern Kentucky !	W	64-62
26	at Northeastern Illinois	W	95-58
D 1	at Central State	W	68-62
5	Indiana Tech	W	79-65
6	Defiance	W	56-53
13	at St. Mary's (MI)	W	77-64
15	at Central Michigan	L	68-51
18	at Hillsdale*	W	77-72
20	at Aquinas ^	L	69-68
30	Tri-State	W	66-56
J 3	St. Mary's (MI)	L	71-60
7	at Grand Valley State*	W	75-67

10	at Saginaw Valley State*	W	59-56
12	UM-Dearborn	W	99-76
17	Northwood*	W	97-85
19	Hillsdale*	W	88-65
22	at Ferris State*	L	79-68
24	Wayne State*	L	63-59
29	at Michigan Tech*	W	73-68
31	at Lake Superior State*	L	90-84
F 5	Grand Valley State*	W	72-66
7	Saginaw Valley State*	W	66-55
14	at Northwood*	L	76-71
19	Ferris State*	L	71-67
21	at Wayne State*	W	61-60
26	Michigan Tech*	W	71-60
28	Lake Superior State*	L	77-72

* GLIAC game; ! Northern Kentucky Tournament; Highland Heights, Ky;

^ game later forfeited to OU due to an illegal player

1987-88

Overall: 19-9, 11-5 GLIAC (3rd)

Coach: Greg Kampe

N 21	Northeastern Illinois	W	150-76
25	at Northern Michigan*	W (3OT)	143-128
30	at Eastern Michigan	L	117-107
D 3	at Central Michigan	L	127-116
5	at Defiance	W	97-87
11	vs. Eastern New Mexico!	W	96-83
12	vs. West Texas State !	L	89-77
19	at Tri-State	W	105-91
28	Aquinas@	W	109-93
29	Siena Heights@	W	107-85
J 7	at Michigan Tech*	L	89-80
9	at Lake Superior State*	L	96-94
12	Grand Rapids Baptist	W	99-79
14	Grand Valley State*	W	79-68
16	Saginaw Valley State*	W	91-80
20	Northern Michigan*	W (OT)	112-111
25	Hillsdale*	L	116-102
28	Ferris State*	W	90-80
30	at Wayne State*	L	88-72
F 4	Michigan Tech*	W	73-64
6	Lake Superior State*	W	72-70
11	at Grand Valley State*	W	95-93
13	at Saginaw Valley State*	L	91-88
16	at Ferris State*	W (OT)	54-53
20	at Detroit	L	84-80
22	St. Mary's (MI)	W	124-103
27	Wayne State*	W	88-83
M 3	at Hillsdale*	W	85-82

* GLIAC game; ! Showtime Class.; Amarillo, Texas; @ Sunshine Foods Class.; Rochester, Mich.

1988-89

Overall: 20-8, 10-6 GLIAC (3rd)

Coach: Greg Kampe

N 18	vs. Indianapolis !	L	102-91
19	vs. Lake Erie !	W	72-52
22	Manchester	W	69-45
26	vs. Lock Haven @	L	69-61
27	vs. Quenns (NY) @	W	82-80
D 3	Defiance	W	71-61
6	at Grand Rapids Baptist	W (OT)	110-108
10	Hillsdale*	W	93-74
17	at Northeastern Illinois	W	100-79
21	Aquinas	W	112-102
29	Indiana Wesleyan ^	W	114-54
30	Bristol ^	W	103-88
J 5	at Saginaw Valley State*	L	80-68
7	at Grand Valley State*	L	106-70
12	Lake Superior State*	W	103-75
14	at St. Mary's (MI)	W	101-99
19	Wayne State*	W	79-75
21	at Ferris State*	L	88-82
26	at Northern Michigan*	L	65-61
28	at Michigan Tech*	W	96-79
F 2	Saginaw Valley State*	W	81-70
4	Grand Valley State*	L	86-78
9	at Lake Superior State*	W	85-73
16	at Wayne State*	W	89-80
18	Ferris State*	L	76-64
23	Northern Michigan*	W	85-78
25	Michigan Tech*	W	87-67
M 1	vs. Hillsdale*	W	88-72

* GLIAC game; ! Urbana Tournament; Urbana, Ohio; @ Gary Miller Class.; Erie, Pa. ^ Convenient Food Mart Class., Rochester, Mich.; % at Albion College

21	IUPUI	L	73-63
23	Youngstown State	W	89-87
28	at Valparaiso	L	72-68
F 4	Southern Utah	W	77-66
6	Western Illinois	W	96-91
11	at IUPUI	W	80-77
13	Chicago State	W	79-63
18	at UMKC	W	90-78
20	at Oral Roberts	L	80-68
23	at Southern Utah	L	104-79

1999-00 (First year of Division I)

Overall: 13-17, 11-5 Mid-Con (1st)

Not eligible for Mid-Con Tournament

Coach: Greg Kampe

N 19	at Michigan	L	82-62
21	Illinois State	L	72-67
26	vs. Louisiana State!	L	87-80
27	at Hawaii Pacific!	W	82-74
28	vs. Toledo!	L	74-65
D 4	Southern Utah*	W	78-65
7	Bowling Green	L	69-57
9	Toledo	L	90-76
11	Western Michigan	L (OT)	89-87
18	at #5 Michigan State	L	86-51
20	at Cleveland State	L	81-67
27	at #16 Ohio State	L	76-50
30	at Akron	L	97-72
J 2	at Northwestern	W	60-41
3	at Loyola (Ill.)	L	69-60
8	Youngstown State*	W	85-66
13	at Valparaiso*	L	58-56
15	Chicago State*	L	73-67
20	at Oral Roberts*	W	93-78
22	at UMKC*	W	64-62
27	at IUPUI*	W	65-63
29	at Youngstown State*	L	68-65
F 3	Valparaiso*	L	65-62
10	at Southern Utah*	L	68-58
12	at Western Illinois*	W	77-60
17	IUPUI*	W	83-79
19	at Chicago State*	W (OT)	99-95
21	Western Illinois*	W	78-75
24	UMKC*	W (2OT)	111-108
26	Oral Roberts*	W (OT)	86-84

* Mid-Con game; ! Hawaii Pacific Thanksgiving Classic; Honolulu, Hawaii

2000-01

Overall: 12-16, 8-8 Mid-Con (5th)

Not eligible for Mid-Con Tournament

Coach: Greg Kampe

N 17	Michigan	W	97-90
19	at #3 Michigan State	L	97-61
21	Ferris State	L	75-70
25	Akron	L	79-68
30	Youngstown State*	W	63-62
D 2	at Chicago State*	W	71-56
5	at Detroit	L	77-56
9	Cleveland State	L	87-73
11	at #18 Cincinnati	L	97-58
16	at Toledo	L	83-77
22	Ohio	L	92-85
27	vs. Wright State!	W	87-77
30	at Western Michigan	W (OT)	80-75
J 4	at Oral Roberts*	L	91-77
6	at UMKC*	L	70-57
11	Southern Utah*	L	77-68
13	IUPUI*	W	94-89
18	Chicago State*	W	76-60
20	Western Illinois*	W	83-74
25	at IUPUI*	L	68-67
27	at Valparaiso*	L	89-57
F 3	at Western Illinois*	L	101-92
5	Concordia (Ml)	W	85-55
10	Oral Roberts*	W	78-72
15	Valparaiso*	L	82-70
17	at Southern Utah*	L	91-73
22	at Youngstown State*	L	88-84
24	UMKC*	W	69-59

* Mid-Con game; ! The Palace of Auburn Hills, Auburn Hills, Mich.

2001-02

Overall: 17-13, 10-4 Mid-Con (t-2nd)

Coach: Greg Kampe

N 16	at Michigan	L	81-73
20	St. Mary's (Ml)	W	94-73

23	vs. Pittsburgh !	L	70-53
24	vs. UC Irvine !	L	68-61
25	at Robert Morris !	W	77-53
30	vs. Akron @	W	71-64
D 2	at Purdue @	L	89-71
6	Detroit	W	93-67
8	at Air Force	W	57-53
11	at Wright State	L	74-54
15	at Ohio	L	71-70
19	at #17 Michigan State	L	78-50
27	Toledo	W	93-68
29	Western Michigan	W (OT)	100-94

J 3 Chicago State* W 88-77

5 Southern Utah* W 58-57

10 at UMKC* L 72-63

12 at Oral Roberts* L 93-61

19 IUPUI* W 83-69

24 Western Illinois* W 93-75

26 Valparaiso* L 86-77

28 at Fort Wayne* L 77-71

31 at Southern Utah* W 84-60

F 2 at Chicago State* W 78-73

7 Oral Roberts* W 85-76

9 UMKC* W 72-59

16 at IUPUI W (OT) 94-92

F 21 at Valparaiso* L 79-72

23 at Western Illinois* W 86-82

M 3 vs. IUPUI # L 90-84

* Mid-Con game; ! Univeristy Hoops Class.; Moon Twp., Pa.; @ Boilermaker Invt.; West Lafayette, Ind.; # Mid-Con Tournament; Fort Wayne, Ind.

2002-03

Overall: 17-11, 10-4 Mid-Con (t-2nd)

Coach: Greg Kampe

N 23	Spring Arbor	W	107-72
26	Fort Wayne	W	95-68
30	Akron	L	88-84
D 2	at Texas A&M	L	71-65
4	Adrian	W	88-69
19	at Bowling Green	L	75-68
22	Air Force	W	61-44
27	vs. Texas Southern!	W	91-88
28	at Texas A&M-CC	L	80-72
30	Jacksonville State	L	82-76
J 4	at #11 Illinois	L	88-53
6	Youngstown State	W	75-70
11	at IUPUI*	L	96-82
16	at UMKC*	W	86-65
18	at Oral Roberts*	L	88-75
23	Western Illinois*	W	75-62
25	Valparaiso*	L	72-70
27	Texas A&M Corpus Christi	W	87-74
30	at Chicago State*	W	90-71
F 1	at Southern Utah*	W	85-83
8	IUPUI*	W	79-78
13	Oral Roberts*	W	78-57
15	UMKC*	W	100-79
20	at Valparaiso*	L	81-65
22	at Western Illinois*	W	89-79
27	Chicago State*	W	64-61
M 1	Southern Utah*	W	92-77
9	vs. Southern Utah #	L	55-66

* Mid-Con game; ! Islander Class.; Corpus Christi, Texas; # Mid-Con Tournament; Kansas City, Mo.

2003-04

Overall: 13-17, 6-10 Mid-Con (t-7th)

Coach: Greg Kampe

N 15	vs. San Diego !	W	93-68
16	vs. UIC !	W	79-66
17	at Xavier !	L	76-66
21	at Michigan	L	84-58
24	at #19/19 Cincinnati	L	89-60
29	#5/6 Missouri	L	90-85
D 3	at Detroit	L	76-60
6	Texas A&M	W	90-58
14	Northern Michigan	W	76-66
16	Saginaw Valley State	W	105-78
20	at Youngstown State	W	70-67
29	at Memphis	L	69-63
J 3	Valparaiso*	L	79-76
5	at Western Illinois*	W	74-73
8	at Chicago State*	L (OT)	70-69
10	IUPUI*	L (OT)	83-79
15	Southern Utah*	L	74-73
17	at Centenary*	L	83-68
22	Oral Roberts*	L	70-68

24	UMKC*	W	82-67
29	at Valparaiso*	L	77-72
31	Chicago State*	W	77-60
F 5	at Southern Utah*	L	78-68
7	at UMKC*	L	88-58
12	Centenary*	W	76-64
19	at IUPUI*	W	76-73
21	at Oral Roberts*	L	84-75
25	Fort Wayne	W	88-77
28	Western Illinois*	W	88-59

M 7 vs. Valparaiso# L 73-64

* Mid-Con game; ! Dell BCA Classic; Cincinnati, Ohio; # Mid-Con Tournament; Kansas City, Mo.

2004-05

Overall: 13-19, 7-9 Mid-Con (t-5th)

NCAA Tournament (1-1)

Coach: Greg Kampe

N 19	at Xavier	L	69-58
24	at #6/4 Illinois	L	85-54
27	Marquette	L	95-87
D 1	at Texas A&M	L	81-63
4	at Missouri	L	70-61
6	at Kansas State	L	76-69
15	at Saint Louis	L	69-59
20	North Dakota State	W	82-56
27	at Akron	L	81-52
30	Bowling Green	W	77-53
J 3	Centenary*	W	93-83
8	at IUPUI*	L	81-65
10	Valparaiso*	L	87-78
15	Chicago State*	W	74-61
20	at Oral Roberts*	L	94-89
22	Southern Utah*	W	81-60
24	at Valparaiso*	L	82-71
29	at #15/13 Michigan State	L	92-75
F 3	UMKC*	L	83-76
5	at Western Illinois*	W	72-67
10	at Southern Utah*	L	67-65
12	at UMKC*	W	60-50
16	Oral Roberts*	L	72-61
19	at Chicago State*	L	73-62
23	Western Illinois*	L	75-74
26	IUPUI*	W (OT)	94-89
28	at Centenary*	W	86-60
M 5	vs. UMKC !	W	67-63
7	vs. Chicago State !	W	56-53
8	vs. Oral Roberts !	W	61-60
15	vs. Alabama A&M #	W	79-69
18	vs. #2/2 North Carolina \$	L	96-68

* Mid-Con game; ! Mid-Con Tournament; Tulsa, Okla.; # NCAA Tournament Opening Round; Dayton, Ohio; \$ NCAA First/Second Round; Charlotte, N.C.

2005-06

Overall: 11-18, 6-10 Mid-Con (7th)

Coach: Greg Kampe

N 9	vs. Albany !	L	90-73
10	vs. Saint Peter's!	W	72-69
19	Notre Dame College	W	102-74
26	Duquesne	W	77-53
30	at Bowling Green	W	76-66
D 6	Miami (Ohio)	L	78-66
10	Saint Louis	L	66-59
19	at Marquette	L	90-69
21	at Milwaukee	L	83-60
23	Spring Arbor	W	90-74
28	at Toledo	L	64-61
30	at Missouri	L	74-58
J 2	at Valparaiso*	L	95-64
4	IUPUI*	L	82-81
7	Chicago State*	W	89-76
9	Southern Utah*	L	76-73
14	at UMKC*	L	93-91
16	at Western Illinois*	W	76-64
19	at Oral Roberts*	L	74-63
21	Centenary*	L	75-66
26	Valparaiso*	W	95-89
28	Western Illinois*	W	68-64
F 4	at IUPUI*	L	87-72
9	Oral Roberts*	L	90-53
11	UMKC*	L	84-81
18	at Centenary*	W	86-76
23	at Southern Utah*	W	78-75
25	at Chicago State*	L	91-80
M 4	vs. IUPUI#	L	69-63

* Mid-Con game; ! Coaches vs. Cancer Classic; Gainesville, Fla.; # Mid-Con Tournament; Tulsa, Okla.

2006-07

Overall: 19-14, 10-4 Mid-Con (2nd)

Coach: Greg Kampe

N 10	Defiance	W	81-42
12	Green Bay	W	74-57
17	vs. Massachusetts!	L	65-56
18	vs. Northeastern!	W	67-52
19	at #4/5 Pittsburgh	L	66-55
22	at Duquesne	W	67-53
25	at Michigan State	L	71-53
29	at Cincinnati	L	68-61
D 2	Milwaukee	W	76-70
5	at Eastern Michigan	W	66-54
10	at Miami (Ohio)	L	72-46
14	at Arkansas	L	91-57
16	at #1/1 UCLA	L	74-53
19	at #19/21 Marquette	L	80-62
30	Toledo	W	88-78
J 4	IUPUI*	W	62-57
6	Chicago State	L	79-78
11	at Valparaiso*	W	81-76
13	at Western Illinois*	W	79-52
18	Southern Utah*	W	77-69
20	UMKC*	W	78-60
25	at Oral Roberts*	L	73-63
27	at Centenary*	W	82-74
F 3	at IUPUI*	W	70-60
8	Western Illinois*	L	64-63
10	Valparaiso*	W	64-61
15	at UMKC*	L (OT)	80-76
17	at Southern Utah*	L (OT)	87-85
22	Centenary*	W	70-63
24	Oral Roberts*	W (OT)	85-84
M 3	vs. Western Illinois#	W	74-57
5	vs. UMKC#	W	83-79
6	vs. Oral Roberts#	L	71-67

* Mid-Con game; ! Colonial Athletic Association Classic, Pittsburgh, Pa.; # Mid-Con Tournament, Tulsa, Okla.

2007-08

Overall: 17-14, 11-7 Summit League (t-3rd)

Coach: Greg Kampe

N 9	at Green Bay	L	76-75
11	ADRIAN	W	86-46
17	EASTERN MICHIGAN	W	86-71
20	DUQUESNE	L	92-77
24	at #10 Michigan State	L	75-71
28	at #23 Xavier	L	93-68
D 1	BOWLING GREEN	W	90-80
6	UMKC*	W (OT)	114-105
8	SOUTHERN UTAH	L	82-73
12	at Michigan	L	103-87
19	ROCHESTER COLLEGE	W	67-53
22	#23/21 OREGON #	W	68-62
29	at Toledo	L	71-69
J 3	at South Dakota State*	W	73-72
5	at North Dakota State*	W	

28	vs. Delaware State !	W	75-70
29	vs. Southeast Missouri St.	W	81-63
D 2	at Southern Utah*	L	82-66
4	at UMKC*	W	84-78
7	TOLEDO	W	67-58
14	ROCHESTER COLLEGE	W	88-54
18	at Green Bay	W(OT)	79-76
20	vs. MICHIGAN @	L	89-76
22	at Eastern Michigan	W	66-53
27	vs. MICHIGAN STATE @	L	82-66
D 31	SOUTH DAKOTA STATE*	W	86-81
J 2	NORTH DAKOTA STATE*	W	77-76
8	at Centenary*	L	80-60
10	at Oral Roberts*	L(OT)	68-65
17	at Fort Wayne*	W	93-88
22	IUPUI*	W	75-57
24	WESTERN ILLINOIS*	W	86-46
29	at North Dakota State*	L	81-71
31	at South Dakota State*	L(OT)	74-68
F 5	ORAL ROBERTS*	W	81-69
7	CENTENARY* &	W	78-65
14	Fort Wayne*	W	83-72
19	at Western Illinois*	W	77-52
21	at IUPUI*	W	81-76
26	SOUTHERN UTAH*	W	78-82
28	UMKC*	W	100-88
M 8	vs. Fort Wayne #	W	75-62
9	vs. South Dakota State #	W	74-56
10	vs. North Dakota State #	L	66-64
17	KENT STATE %	W	80-74
23	at Bradley %	L	76-75

* Summit League game; ! Las Vegas Invitational, Las Vegas, Nev.; # at Palace of Auburn Hills, Auburn Hills, Mich.; & Homecoming game; # Summit League Tournament, Sioux Falls, S.D.; % Collegensider.com Postseason Tournament, home sites

2009-10
Overall: 26-9, 17-1 Summit League (1st)
NCAA Tournament (0-1)

Coach: Greg Kampe			
N 14	EASTERN MICHIGAN	L	81-77
18	at Wisconsin	L	58-42
21	ROCHESTER COLLEGE	W	97-63
23	at Tennessee Tech	W	77-56
25	at #1/1 Kansas	L	89-59
28	CENTRAL ARKANSAS	W	83-75
30	at Memphis	L	77-46
D 5	at Fort Wayne*	W	84-76
10	at #12/14 Michigan State	L	88-57
13	GREEN BAY	W	76-52
17	at Seattle University	W	77-68
19	at Oregon	L	72-60
22	at #5/5 Syracuse	L	92-60
28	ALMA	W	106-57
31	WESTERN ILLINOIS*	W	75-63
J 2	IUPUI*	W	85-82
7	at Oral Roberts*	W	67-64
9	at Centenary*	W	88-50
14	UMKC*	W	87-73
16	SOUTHERN UTAH*	W	99-53
21	at North Dakota State*	W	85-79
23	at South Dakota State*	W	85-82
28	at IUPUI*	L	78-54
30	at Western Illinois*	W	68-64
F 4	CENTENARY*	W	75-64
6	ORAL ROBERTS* &	W	79-77
11	at Southern Utah*	W	85-72
13	at UMKC*	W	83-71
18	SOUTH DAKOTA STATE*	W	88-83
20	NORTH DAKOTA STATE*	W	88-81
27	Fort Wayne*	W	86-83
M 6	vs. UMKC !	W	85-70
8	vs. Fort Wayne !	W	71-58
9	vs. IUPUI !	W	76-64
19	vs. #18/20 Pittsburgh	L	89-66

* Summit League game; & Homecoming game; ! The Summit League Tournament, Sioux Falls, S.D.; % NCAA First/Second Rounds, Milwaukee, Wis.

2010-11
Overall: 25-10, 17-1 Summit League (1st)
NCAA Second Round (0-1)

Coach: Greg Kampe			
N 12	at West Virginia	L	95-71
15	at Ohio University	W	78-66
21	at #14/9 Purdue !	L	82-67
23	at Wright State !	L	82-79

26	vs. Southern University !	W	105-53
27	vs. Austin Peay	W(OT)	78-70
D 2	SOUTHERN UTAH*	W	81-65
4	UMKC*	W	99-62
8	at #16/17 Illinois	L	74-63
11	vs. #7/8 Michigan State @	L	77-76
14	at #7/7 Tennessee	W	89-82
18	at Michigan	L	69-51
20	ROCHESTER COLLEGE \$	W	103-79
21	VALPARAISO \$	L	103-102
23	at #2/2 Ohio State	L	92-63
28	at Centenary*	W	98-71
30	at Oral Roberts*	W	85-77
J 6	IUPUI*	W	85-71
8	WESTERN ILLINOIS*	W	79-50
15	at Fort Wayne*	W	86-68
20	at South Dakota State*	W	97-88
22	at North Dakota State*	W	83-76
27	ORAL ROBERTS*	W	88-85
29	CENTENARY* &	W	100-70
F 3	at Western Illinois*	W	88-65
5	vs. IUPUI* ^	L	100-88
12	Fort Wayne*	W	86-78
17	NORTH DAKOTA STATE*	W	71-69
19	SOUTH DAKOTA STATE*	W	105-96
24	at UMKC*	W	103-90
26	at Southern Utah*	W	82-68
M 5	vs. Southern Utah #	W	82-66
7	vs. South Dakota State #	W	110-90
8	vs. Oral Roberts #	W	90-76
18	vs. #8/9 Texas %	L	85-81

* Summit League game; ! Chicago Invitational Challenge, campus sites/Hoffman Estates, Ill. (Sears Centre); @ at The Palace of Auburn Hills; \$ Lou Henson Award Holiday Tournament, Rochester, Mich.; & Homecoming game; ^ Conesco Fieldhouse, Indianapolis, Ind.; # Summit League Tournament, Sioux Falls, S.D. (Sioux Falls Arena); % NCAA First/Second, Tulsa, Okla. (BOK Center)

2011-12
Overall: 20-16, 11-7 Summit League (3rd)
CIT Final Four (3-1)

Coach: Greg Kampe			
N 14	at #16/15 Alabama	L	74-57
16	at Arkansas	L	91-68

19	at Grambling State !	W	75-45
22	at Houston !	W	76-74
25	UTAH VALLEY !	W	89-83
28	TENNESSEE	W	89-81
D 1	SOUTH DAKOTA*	W	101-83
3	UMKC*	W	86-73
7	OHIO	L	84-82
10	vs. MICHIGAN @	L	90-80
13	ROCHESTER COLLEGE	W	77-62
17	at Valparaiso	W	82-80
20	at Arizona	L	85-73
23	WESTERN MICHIGAN	L	91-76
28	at North Dakota State*	L	96-69
30	at South Dakota State*	L	76-64
J 3	ORAL ROBERTS*	L	89-80
5	WESTERN ILLINOIS*	L	71-61
7	IUPUI*	W	93-81
14	at Fort Wayne*	W	96-86
19	at Southern Utah*	W	72-63
21	at Oral Roberts*	L	93-86
26	SOUTH DAKOTA STATE*	W	92-87
28	NORTH DAKOTA STATE* &	L	78-75
F 1	at IUPUI*	W	93-81
4	at Western Illinois*	W(2OT)	74-70
11	Fort Wayne*	W	93-82
15	SOUTHERN UTAH*	W(OT)	76-68
18	at Illinois State	L	79-75
23	at UMKC*	W	89-56
25	at South Dakota*	W	84-77
M 4	vs. Southern Utah \$	L	84-82
14	BOWLING GREEN #	W	86-69
17	BUFFALO #	W	84-76
20	RICE #	W	77-70
25	at Utah State #	L	105-81

* Summit League game; ! Southwest Classic, campus sites; @ The Palace of Auburn Hills; & Homecoming game; \$ Summit League Tournament, Sioux Falls, S.D. (Sioux Falls Arena); # Collegensider.com Postseason Tournament, campus sites

2012-13
Overall: 16-17, 10-6 Summit League (4th)
CIT Opening Round (0-1)

Coach: Greg Kampe			
N 9	ALBION	W	96-62
11	at Louisiana !	L	90-79
13	at Boise State !	L	88-80



Keith Benson (left) and **Will Hudson** (right) helped lead the Golden Grizzlies to back-to-back NCAA tournaments in 2010 and '11. Oakland finished those two seasons a nation-best 34-2 in league play.

17	at Pitt	L(OT)	72-62
20	at Texas Southern !	W	71-69
23	at #15/21 Michigan State !	L	70-52
26	at Tennessee	L	77-50
D 1	at Western Michigan	L	76-72
6	ROCHESTER COLLEGE	W	88-77
8	at Ohio	L	78-61
17	VALPARAISO	W	70-68
19	at West Virginia	L	76-71
22	at Eastern Michigan	W	59-57
27	at Western Illinois*	L	73-63
29	at IUPUI*	W	84-62
J 3	OMAHA*	W	91-79
5	at Alabama	L	65-45
10	at South Dakota State*	L	81-74
12	at North Dakota State*	L	73-65
17	UMKC*	W	81-68
19	SOUTH DAKOTA*	L	97-78
24	IUPUI*	W	89-71
26	WESTERN ILLINOIS* &	W	67-60
F 2	at Omaha*	W	96-81
7	NORTH DAKOTA STATE*	W	66-63
9	SOUTH DAKOTA STATE*	W	88-83
14	at South Dakota*	W	76-75
16	at UMKC*	W	86-74
20	at Fort Wayne*	L	77-71
23	MOREHEAD STATE #	W(OT)	82-79
M 2	FORT WAYNE*	L	74-72
10	vs. Fort Wayne \$	L	91-72
19	at Youngstown State %	L	99-87

* Summit League game; ! Spartan Classic; & Homecoming game; # ESPN BracketBusters; \$ Summit League Tournament, Sioux Falls, S.D.; % Cit Tournament, campus sites

2013-14
Overall: 13-20, 7-9 Horizon League (T-5th)
Coach: Greg Kampe

N 8	at #12/11 North Carolina	L	84-61
12	at #24/24 UCLA	L	91-60
15	at California	L	64-60
17	at #15/15 Gonzaga	L	82-67
23	vs. Louisiana !	L	84-75
24	vs. St. Francis Brooklyn !	L	68-62
26	at Western Michigan	L	99-88
30	ROCHESTER COLLEGE	W	86-51
D 7	OHIO	W	73-56
10	at Indiana	L	81-54
14	#5/5 MICHIGAN STATE @	L	67-63
16	ILLINOIS STATE	W	90-75
21	EASTERN MICHIGAN	L(OT)	81-79
22	ROBERT MORRIS	W	100-94
27	DEFIANCE COLLEGE	W	87-66
J 2	at Wright State*	L	76-64
4	VALPARAISO*	W	75-70
8	MILWAUKEE*	L	84-75
11	at Detroit*	W	77-69
16	at Cleveland State*	L	86-76
22	at Green Bay*	L	83-69
25	UIC* &	W	76-75
31	YOUNGSTOWN STATE*	W	86-85
F 2	at Milwaukee*	L	86-64
6	CLEVELAND STATE*	L	92-85
9	at Valparaiso*	L	63-60
14	DETROIT*	W(OT)	83-82
16	WRIGHT STATE*	L	72-71
21	at UIC*	W	86-71
27	GREEN BAY*	L	71-63
M 1	at Youngstown State*	W	87-83
4	YOUNGSTOWN STATE #	W(OT)	96-92
7	vs. Wright State #	L	73-57

! Maui Mainland tournament in Conway, S.C.; @ The Palace of Auburn Hills; * Horizon League game; & Homecoming game; # Horizon League tournament, 2nd game in Green Bay, Wis. at Resch Center

2014-15
Overall: 16-17, 12-4 Horizon League (T-3rd)
Coach: Greg Kampe

N 14	at #14/14 Iowa State	L	93-82
17	at Eastern Michigan	L	89-77
19	WESTERN MICHIGAN	L	82-71
24	WESTERN CAROLINA !	L(2OT)	88-79
25	CHICAGO STATE !	W	70-57
26	GEORGIA STATE !	L	83-78
29	TOLEDO	W	81-79
D 3	ROCHESTER COLLEGE	W	84-52

6	at Morehead State	W (OT)	70-68
14	at #RV/23 Michigan State	L	87-61
16	at #3/3 Arizona	L	101-64
20	at Pittsburgh	L (OT)	81-77
22	at Clemson	L	70-60
27	at #15/15 Maryland	L	72-56
J 2	VALPARAISO*	W (OT)	89-75
8	at Cleveland State*	L	65-61
10	at Detroit*	L	84-75
15	GREEN BAY*	W	69-66
18	ALBION	W	83-68
22	MILWAUKEE*	W	66-53
26	CLEVELAND STATE*	W	59-56
28	WRIGHT STATE*	W (OT)	84-76
F 1	at Youngstown State*	W	96-80
4	at UIC*	W	91-77
8	at Valparaiso*	L	82-76
10	at Milwaukee*	L	84-67
15	DETROIT*	W	83-78
18	at Wright State*	W	76-67
22	UIC*	W	81-56
25	YOUNGSTOWN STATE*	W	82-71
28	at Green Bay*	L	83-63
M 6	vs. UIC #	L	72-69
17	EASTERN ILLINOIS \$	L	97-91

! CBE Hall of Fame Classic, Rochester, Mich.;
 * Horizon League game;
 # Horizon League tournament, Valparaiso, Ind.
 \$ CIT Postseason Tournament

2015-16

Overall: 23-12, 13-5 Horizon League (T-2nd)

Coach: Greg Kampe

N 18	EASTERN MICHIGAN	W	91-81
22	at Colorado State !	L	95-89
24	at Southern Illinois !	L	97-88
27	vs. Alcorn State !	W	84-51
28	vs. Abilene Christian	W	85-57
D 1	at Georgia	L	86-82
5	at Robert Morris	W	92-74
7	BINGHAMTON	W	83-72
12	at Toledo	W	76-64
19	at Washington	W	97-83
22	#1/1 MICHIGAN STATE @ L (OT)	W	99-93
28	CHICAGO STATE	W	101-93
30	at #5/5 Virginia	L	71-58
J 2	CLEVELAND STATE*	W	86-68
4	YOUNGSTOWN STATE*	L	100-98
8	VALPARAISO*	L	84-67
10	UIC*	W	86-61
16	at Detroit*	W	86-82
19	NORTHERN KENTUCKY*	L	90-73
23	at Green Bay*	W	111-95
25	at Milwaukee*	W	82-79
29	WRIGHT STATE*	W	89-63
F 1	at Northern Kentucky*	W	85-74
4	at Youngstown State*	W	107-85
6	at Cleveland State*	W	67-57
11	MILWAUKEE*	L	93-85
13	GREEN BAY*	W	111-93
15	at Wright State*	W	89-73
19	at Valparaiso*	L	86-84
21	at UIC*	W	74-63
26	DETROIT*	W	108-97
M 7	vs. Wright State #	L	59-55
28	vs. Towson \$	W	90-72
29	vs. ETSU \$	W	104-81
30	vs. Old Dominion	L	68-67

! Corpus Christi Coastal Classic, final two games at American Bank Center; @ The Palace of Auburn Hills;
 * Horizon League game; # Motor City Madness at Joe Louis Arena in Detroit, Mich.;
 \$ Vegas 16 Postseason Tournament at Mandalay Bay Events Center in Las Vegas, Nev.

2016-17

Overall: 25-9, 14-4 Horizon League (T-1st)

Coach: Greg Kampe

N 11	BOWLING GREEN	W	78-70
14	WESTERN MICHIGAN W	W	77-60
18	GOSHEN !	W	102-59
19	CHICAGO STATE	W	107-79

23	vs. Nevada !	L	82-78
25	at Alaska Anchorage! W	W	71-65
26	vs. UC Davis !	W	79-66
D 1	ORAL ROBERTS	W	92-64
3	SOUTHERN UTAH	W	78-68
10	at Robert Morris	W	74-53
20	NORTHEASTERN	L	61-59
21	at Michigan State	L	77-65
23	GEORGIA	W	86-79
29	WRIGHT STATE*	W	81-62
31	NORTHERN KENTUCKY* W	W	76-65
J 6	at Valparaiso*	W	78-66
8	at UIC*	W	58-57
13	DETROIT MERCY*	L	91-88
16	CLEVELAND STATE*	L	76-65
20	at Northern Kentucky*	W	79-70
22	at Wright State*	L	88-67
27	GREEN BAY*	L	80-72
29	MILWAUKEE*	W (OT)	79-70
F 2	at Youngstown State*	W	90-76
4	at Cleveland State*	W	53-51
10	at Detroit Mercy*	W	89-80
17	VALPARAISO*	W	82-71
19	UIC*	W	87-75
21	YOUNGSTOWN STATE*	W	101-72
24	at Green Bay*	W	85-72
26	at Milwaukee*	W	86-75
M 4	vs. Youngstown State #	L	81-80
14	at Clemson %	W	74-69
19	at Richmond %	L	87-83

* Horizon League game; ! Great Alaska Shootout, Anchorage, Alaska; # Motor City Madness at Joe Louis Arena in Detroit, Mich.; % NIT, campus sites Joe Louis Arena in Detroit, Mich.;

2017-18

Overall: 19-14, 10-8 Horizon League (4th)

Coach: Greg Kampe

N 10	FORT WAYNE	W	85-71
13	NEW ORLEANS	W	87-68
18	at Toledo !	L	87-74
20	at Syracuse !	L	74-50
24	at #3 Kansas !	L	102-59
27	at Oral Roberts	W	93-86 (OT)
30	TEXAS SOUTHERN !	W	97-87
D 2	at Western Michigan	W	78-73
6	at Eastern Michigan	L	95-89
9	CHICAGO STATE	W	82-50
16	#2 MICHIGAN STATE @	L	86-73
20	TOWSON	W	97-86
22	EASTERN MICHIGAN	W	86-81
28	at Milwaukee*	W	76-68
30	at Green Bay *	L	80-79
J 5	NORTHERN KENTUCKY* L	W	87-83
7	WRIGHT STATE* L	W	86-81 (OT)
10	YOUNGSTOWN STATE* W	W	95-82
12	CLEVELAND STATE* W	W	81-68
15	at UIC* W	W	78-68
20	at Detroit Mercy* W	W	92-86
26	at Northern Kentucky* W	W	83-70
28	at Wright State* L	L	64-51
F 2	UIC* L	L	79-73
4	IUPUI* W	W	82-74
9	DETROIT MERCY* W	W	87-78
14	at Youngstown State* L	L	75-73
16	at Cleveland State* W	W	82-66
19	at IUPUI* L	L	74-67
22	GREEN BAY* L	L	96-90
24	MILWAUKEE* W	W	72-70
M 4	#5 IUPUI # W	W	62-55
5	#8 Cleveland State # L	L	44-43

* Horizon League game; ! Hoophall Miami Invitational, at home team's campus; # Motor City Madness at Little Caesars Arena in Detroit, Mich.; @ at Little Caesars Arena

2018-19

Overall: 16-17, 11-7 Horizon League (3rd)

Coach: Greg Kampe

N 9	TOLEDO	L	87-86
13	WESTERN MICHIGAN	L	85-77 (OT)
16	at UNLV	L	74-61

19	DEFIANCE !	W	91-47
23	JAMES MADISON !	W	77-69
24	ORAL ROBERTS !	W	87-76
25	NORTHERN ILLINOIS !	L	92-72
D 1	at Xavier	L	73-63
6	at Fairfield	W	87-86
8	at Northeastern	L	92-83
16	at Hartford	L	87-82
18	at Georgia	L	81-69
21	at #8 Michigan State	L	99-69
28	at Cleveland State*	W	89-77
30	at Youngstown State *	W	76-74
J 3	NORTHERN KENTUCKY* W	W	76-74
5	WRIGHT STATE* L	L	89-73
10	MILWAUKEE* L	L	67-64
12	GREEN BAY* W	W	90-78
19	at Detroit Mercy*	W	79-73
24	at IUPUI*	L	73-71
26	at UIC*	W	80-67
31	YOUNGSTOWN STATE* L	L	75-74
F 2	CLEVELAND STATE* W	W	83-68
7	at Wright State*	L	76-62
9	at Northern Kentucky*	L	79-64
14	at Green Bay*	L	66-54
16	at Milwaukee*	W	89-73
23	DETROIT MERCY* W	W	95-75
28	UIC* W	W	86-72
M 2	IUPUI* W	W	72-63
6	#6 YOUNGSTOWN STATE* W	W	88-84
11	#2 Northern Kentucky* L	L	64-63

* Horizon League game; ! Men Against Breast Cancer Oakland Hoops Challenge in Rochester, Mich.

2019-20

Overall: 14-19, 8-10 Horizon League (6th)

Coach: Greg Kampe

N 5	GOSHEN	W	94-66
8	at Delaware !	L	56-53
9	at UTSA !	W	75-62
10	at Southern Illinois !	W	61-52
16	at #7 Maryland	L	80-50
18	HARTFORD	W	60-50
25	at Northern Illinois	L	74-50
30	at Toledo	L	65-63
D 3	at Western Michigan	W	72-62
7	at Bowling Green	L	68-65
14	MICHIGAN STATE #	L	72-49
18	at Syracuse	L	74-62
21	FAIRFIELD	L (OT)	61-59
28	DETROIT MERCY* W	W	78-69
J 3	WRIGHT STATE* L	L	96-69
5	NORTHERN KENTUCKY* L	L	75-64
9	at Youngstown State*	L	61-60
11	at Cleveland State*	W	68-55
16	at Green Bay*	L	73-69
18	at Milwaukee*	L	73-68
23	UIC*	L	80-50
25	IUPUI* L (OT)	L	89-85
31	at Detroit Mercy*	W	77-64
F 6	at Northern Kentucky*	L	73-70
8	at Wright State*	L	83-71
13	CLEVELAND STATE* W	W	79-74
15	YOUNGSTOWN STATE* W	W	72-64
21	MILWAUKEE* W	W	75-68
23	GREEN BAY* W	W	92-88
27	at IUPUI* L	L	71-68
29	at UIC* W	W	68-66
M 3	#7 CLEVELAND STATE W	W	80-59
5	at #3 Green Bay	L	78-63

* Horizon League game; ! Sunshine Slam Tournament in Kissimmee, Fla.; # College Basketball at the D at Little Caesars Arena in Detroit, Mich.

2020-21

Overall: 12-18, 10-10 Horizon League (3rd)

Coach: Greg Kampe

N 25	at Xavier !	L	L, 101-49
26	Toledo !	L	80-53
27	Bradley !	L	74-60
29	at Michigan	L (OT)	81-71
D 1	at Purdue	L	93-50
5	at Oklahoma State	L	84-71

13	at Michigan State	L	109-91
19	at UIC*	L	74-72
20	at UIC*	L	90-73
26	at Detroit Mercy*	W (OT)	77-75
27	at Detroit Mercy*	W	83-80
J 1	WRIGHT STATE*	L	90-51
2	WRIGHT STATE*	W	81-71
8	at Green Bay*	L (OT)	84-81
9	at Green Bay*	L	87-78
15	YOUNGSTOWN STATE* W	W	82-65
16	YOUNGSTOWN STATE* W	W	81-74
22	DETROIT MERCY* W	W	86-81
23	DETROIT MERCY* L	L	82-72
29	at Purdue Fort Wayne*	W	81-66
30	at Purdue Fort Wayne*	W	82-75
F 5	CLEVELAND STATE* L	L	80-72
6	CLEVELAND STATE* L	L	80-78
12	at Robert Morris*	L (2OT)	88-82
13	at Robert Morris*	W	86-81
19	at Milwaukee*	W	85-81
20	at Milwaukee*	L (2OT)	89-87
M 2	#6 YOUNGSTOWN STATE% W (OT)	W	87-83
8	#4 Northern Kentucky% W	W	69-58
9	#1 Cleveland State% L	L	80-69


* Horizon League game; ! Xavier Invitational in Cincinnati, Ohio; % Horizon League Tournament

OAKLAND BASKETBALL

COACH	YEARS	RECORD	PCT.	LEAGUE	PCT.
Dick Robinson	1967-68	6-15	.286	N/A	N/A
Gene Boldon	1968-76	89-114	.438	5-22 GLIAC	.185
Jim Mitchell	1976-79	27-56	.325	13-31 GLIAC	.295
Lee Frederick	1978-84	75-87	.463	30-62 GLIAC	.326
Greg Kampe	1984-Pres.	644-492	.565	359-226	.613
Division I	1999-Pres.	380-330	.547	147-81 Summit 84-58 Horizon	.645 .591
Division II	1984-98	264-162	.620	128-87 GLIAC	.595

YEAR-BY-YEAR RECORDS

YEAR	COACH	RECORD	PCT.	LEAGUE	PCT.
1967-68	Dick Robinson	6-15	.286	N/A	N/A
1968-69	Gene Boldon	11-10	.524	N/A	N/A
1969-70	Gene Boldon	9-14	.391	N/A	N/A
1970-71	Gene Boldon	14-12	.538	N/A	N/A
1971-72	Gene Boldon	14-12	.538	N/A	N/A
1972-73	Gene Boldon	15-11	.577	N/A	N/A
1973-74	Gene Boldon	17-11	.607	N/A	N/A
1974-75	Gene Boldon	4-22	.154	2-8 (T-4th)	.182
1975-76	Gene Boldon	5-22	.185	3-13 (T-7th)	.188
1976-77	Jim Mitchell	9-19	.321	5-11 (7th)	.313
1977-78	Jim Mitchell	6-22	.214	3-11 (7th)	.214
1978-79	Mitchell/Frederick	12-15	.444	5-9 (6th)	.357
1979-80	Lee Frederick	13-14	.481	3-11 (7th)	.214
1980-81	Lee Frederick	8-19	.296	3-13 (T-8th)	.188
1981-82	Lee Frederick	18-9	.667	8-8 (T-4th)	.500
1982-83	Lee Frederick	11-16	.407	4-12 (T-8th)	.250
1983-84	Lee Frederick	13-14	.481	7-9 (6th)	.438
1984-85	Greg Kampe	13-15	.464	5-11 (T-7th)	.313
1985-86	Greg Kampe	13-15	.464	5-11 (8th)	.313
1986-87	Greg Kampe	20-8	.714	10-6 (4th)	.625
1987-88	Greg Kampe	19-9	.679	11-5 (4th)	.688
1988-89	Greg Kampe	20-8	.714	10-6 (3rd)	.625
1989-90	Greg Kampe	19-9	.679	10-6 (4th)	.625
1990-91	Greg Kampe	16-13	.552	10-6 (3rd)	.625
1991-92	Greg Kampe	16-13	.552	8-8 (T-4th)	.500
1992-93	Greg Kampe	15-11	.577	9-7 (T-3rd)	.563
1993-94	Greg Kampe	21-10	.677	11-7 (4th)	.611
1994-95	Greg Kampe	20-9	.690	12-6 (2nd)	.667
1995-96	Greg Kampe	21-8	.724	13-5 (T-1st)	.722
1996-97	Greg Kampe	24-7	.774	14-3 (1st/South)	.824
1997-98	Greg Kampe	15-12	.556	Transition year	
1998-99	Greg Kampe	12-15	.444	Transition year	
1999-00	Greg Kampe	13-17	.433	11-5 (1st)	.688
2000-01	Greg Kampe	12-16	.429	8-8 (5th)	.500
2001-02	Greg Kampe	17-13	.567	10-4 (T-2nd)	.714
2002-03	Greg Kampe	17-11	.607	10-4 (T-2nd)	.714
2003-04	Greg Kampe	13-17	.481	6-10 (T-7th)	.375
2004-05	Greg Kampe	13-19	.406	7-9 (T-5th)	.438
2005-06	Greg Kampe	11-18	.379	6-10 (7th)	.375
2006-07	Greg Kampe	19-14	.576	10-4 (2nd)	.714
2007-08	Greg Kampe	17-14	.548	11-7 (3rd)	.611
2008-09	Greg Kampe	23-13	.639	13-5 (3rd)	.722
2009-10	Greg Kampe	26-9	.743	17-1 (1st)	.944
2010-11	Greg Kampe	25-10	.714	17-1 (1st)	.944
2011-12	Greg Kampe	20-16	.556	11-7 (3rd)	.611
2012-13	Greg Kampe	16-17	.485	10-6 (4th)	.625
2013-14	Greg Kampe	13-20	.394	7-9 (T-5th)	.438
2014-15	Greg Kampe	16-17	.485	11-5 (T-3rd)	.688
2015-16	Greg Kampe	23-12	.657	13-5 (T-2nd)	.722
2016-17	Greg Kampe	24-8	.750	14-4 (T-1st)	.778
2017-18	Greg Kampe	19-14	.575	10-8 (4th)	.555
2018-19	Greg Kampe	16-17	.485	11-7 (3rd)	.611
2019-20	Greg Kampe	14-19	.424	8-10 (6th)	.444
2020-21	Greg Kampe	12-18	.400	10-10 (3rd)	.500
Total	53 Seasons	828-748	.525	407-341	.544



Dick Robinson coached the very first basketball team in 1967-68. He also coached cross country, soccer and swimming while at Oakland. Dick passed away in August 2011.



Greg Kampe joined Syracuse's Jim Boeheim and Duke's Mike Krzyzewski as 1 of 3 Division I active coaches to surpass 1,000 games at one school.

The all-time roster was constructed to the best of athletic communications abilities. If you see someone who has been left off this list, please e-mail Alex Underwood at aunderwood@oakland.edu. Thank you.
() = varsity letters earned

-AA-

Allan, Tom	1967-69 (2)
Alvin, Rob	1984-88 (4)
Amrhein, Denny	1995-98 (3)
Anderson, John	1995-96 (1)
Asbury, Joey	2010-14 (4)

-BB-

Baber, Harold	1993-97 (4)
Bader, Travis	2010-14 (4)
Baenziger, Mitch	2012-14 (2)
Bass, Ryan	2010-13 (3)
Barnard, Tony	1980-82 (2)
Beck, James	2017-19 (2)
Beier, Glenn	1967-71 (4)
Bellin, Sebastien	1999-00 (1)
Benson, Keith	2007-11 (4)
Berakovich, Karl	1967-68 (1)
Bieszki, Ricky	2005-09 (4)
Billings, Rick	2005-07 (2)
Billingslea, Tim	1974-75 (1)
Bittinger, Scott	1984-88 (4)
Blocher, Jon	1967-68 (1)
Blythe, Tom	1980-83 (3)
Bond, Andre	1987-90 (3)
Bonner, Mark	1983-84 (1)
Borcherdt, Bryan	1992-95 (3)
Bradley, George	1966-68 (2)
Brauer, Rich	1978-82 (4)
Brechting, Brad	2015-20 (4)
Brewster, Andre	1975-77 (2)
Brock, Isaiah	2016-18 (2)
Brodi, Andy	1992-96 (4)
Brown, Ronald	1969-73 (4)
Bryant, Lewis	1974-76 (2)
Buddenborg, Brad	1998-02 (4)
Bunn, Peter	2007-08 (1)
Burkholder, Jason	1992-96 (4)
Buza, Dan	1993-97 (4)

-CC-

Call, Dave	1967-68 (1)
Carey, Calvin	1983-84 (1)
Carlson, Oscar	1967-68 (1)
Carlson, Sean	1998-99 (1)
Carson, David	2004-06 (2)
Carter, Raphael	2012-13 (1)
Cassise, Brandon	2004-08 (4)
Champagne, Dan	1997-00, '01-02 (4)
Champagne, Jon	1997-01 (4)
Chapman, Kyle	2002-03 (1)
Clancy, Mike	1968-71 (3)
Clark, Chuck	1967-68 (1)
Clark, Stevie	2016-17 (1)
Cole, Darrel	1989-91 (2)
Coleman, Derrick	2004-05 (1)
Coney, Craig	1969-73 (4)
Conrad, Joel	1972-74 (2)
Cotter, Tom	2014-15, 2016-18 (3)
Covington, Craig	1974-76 (2)
Covington, Mychal	1998-02 (4)
Crum, Ken	1990-94 (4)
Cumberland, Jaevin	2015-19 (3)

Cushingberry, Blake2008-10, '11-12 (3)
-DD-

Daniels, Nick	2014-18 (4)
Darbins, Dwight	1977-78 (1)
Davis, Harold	1982-84 (2)
Davis, Stacy	1986-87, '89-90 (2)
Davis, Wallace	1986-90 (4)
Dixon, Walt	1983-86 (3)
Dorsey-Walker, Sherron	2015-17 (2)
Dukes, Pierre	2002-05 (3)
Dye, Eric	1978-79 (1)

-EE-

Eackles, Ledrick	2009-11 (2)
Eley, John	1968-72 (4)
Eller, Tom	1990-94 (4)
Ellis, John	1984-85 (1)

-FF-

Fitzpatrick, Lee	1988-92 (4)
Felder, Kay	2013-16 (3)
Floyd, John	2002-03 (1)
Flynn, Jerry	1972-74 (2)
Foote, Larry	1972-73 (1)
Ford, Charles	2000-01 (1)
Forward, K.C	1978-81 (3)
Fralick, Tim	2000-02 (2)
Frascone, Alek	2014-15 (1)
Frohock, Craig	1993-97 (4)

-GG-

Gardner, John	1974-77 (3)
Gettelfinger, CJ	2019-20 (1)
Giacoletti, John	1986-87 (1)
Gibson, Percy	2015-16 (1)
Gilbert, Chris	2016-18 (2)
Gilmore, Curtis	2003-04 (1)
Glenn, Duane	1977-80 (3)
Goodson, Ray	2007-08 (1)
Gregory, Brian	1987-90 (3)
Grimes, Jeff	1974-77 (3)
Gunn, Ray	1976-77 (1)

-HH-

Hamilton, Reggie	2010-12 (2)
Hammond, Dennis	1978-82 (4)
Harbin, Bryan	1968-69 (1)
Hardy, Eric	1991-92 (1)
Harris, Jackie	2019-20 (1)
Harts, Craig	1977-79 (2)
Hayes, Jalen	2014-18 (4)
Helms, Mike	2000-04 (4)
Henderson, John	1985-89 (4)
Henderson, Larry	1971-73 (2)
Hernandez, Marc	1974-76 (2)
Hester, Jim	1966-70 (4)
Hickman, Bill	1971-72 (1)
Hill, Ralph	2013-15 (2)
Hiller, Ryan	1998-99 (1)
Hill-Mais, Xavier	2015-2020 (4)
Hintz, Dave	1985-87, '88-90 (4)
Holloman, Ed	1968-69 (1)
Hopes, Shawn	2002-04, '05-07 (4)
Hooper, Max	2014-16 (2)
Hoover, Ryan	2001-03 (2)
Houston, Steve	1999-00 (1)
Howard, Ted	1967-68 (1)
Howard, Tony	1988-89, '90-91 (2)
Howenstine, Jordan	2010-13 (3)

Howze, Chris	1982-86 (4)
Hudson, Will	2007-11 (4)
Humphries, David	1975-76 (1)
Hurdle, Jeff	1991-92 (1)

-II-

Imami, Korab	2012-13 (1)
Ishmeal, DeMarcus	2003-05 (2)
Iwankovitsch, Daryl	1968-72 (4)

-JJ-

James, Perry	1974-78 (4)
Jensen, Joel	1989-92 (3)
Jihad, Yusuf	2019-21 (1)
Johnson, Johnny	1985-87 (2)
Johnson, Phil	1990-92 (2)
Johnson, Walt	1970-73 (3)
Jones, Johnathon	2006-10 (4)

-KK-

Kangas, Erik	2005-09 (4)
Kangu, Kevin	2019-21 (2)
Kann, Dennis	1992-93 (1)
Kast, John	2007-10 (3)
Kelly, Craig	1983-84 (1)
Kennedy, Jeff	1997-98 (1)
Kirkwood, Don	1968-70 (2)
Kirkwood, Ron	1968-70 (2)
Knight, Derek	1977-78 (1)
Knuckles, Rodney	1974-75, '76-77 (2)
Kosnik, Dan	1988-89 (1)
Kovach, Kevin	1993-97 (4)
Kramer, Tim	1975-79 (4)
Krogulecki, Conrad	1967-69 (2)
Kryzminski, Kris	2004-05 (1)

-LL-

Lampman, Blake	2019-present (2)
Lawal, Shane	2005-08 (3)
Lawrence, Ben	1972-74 (2)
Leonard, Derek	1974-75 (1)
Lincoln, Gary	1967-68 (1)
Lloyd, Tom	1981-82 (1)
Long, Wayne	1975-77 (2)
Love, Jerome	1981-83 (2)
Lubitz, Larry	1980-84 (4)
Lucas-Perry, Laval	2011-12 (1)

-MM-

MacKenzie, Keith	2005-07 (2)
Maddox Jr., Tray	2018-20 (2)
Maiberger	1976-77 (1)
Maienknecht, Pete	1997-98 (1)
Marshall, Rawle	2002-05 (3)
Manilla, Rob	1980-83 (3)
Marowelli, Tom	1994-96 (2)
Martin, Adrian	2001-03 (2)
Matuszewski, Kris	1995-97 (2)
McCan, Mike	1986-88 (2)
McCune, Tommie	2013-15 (2)
McClellan, Matt	1995-97 (2)
McCloskey, Patrick	2004-08 (4)
McElroy, Jerry	1974-75 (1)
McGregor, Ty	1990-94 (4)
McIlroy, Gary	1970-71 (1)
McIntosh, Mario	1991-92 (1)
Melson, Carvin	1969-73 (4)
Mendez, Mark	1979-80 (1)
Meter, Tim	1980-81 (1)
Miller, Alex	2000-03 (3)

Miller, Richard	1972-73 (1)
Miller, Ricky	1987-88 (1)
Milutinovic, Ilija	2008-11 (3)
Mitchell, Craig	1981-85 (4)
Mohn, Mike	1980-84 (4)
Mondy, Duke	2012-14 (2)
Monroe, Madison	2019-20 (1)
Montgomery, Clyde	1979-80 (1)
Moore, Jalen.....	2020-present (1)
Morgan, Brian	1986-87 (1)
Mosley, Robert	1970-71 (1)
Mullett, Jeff	1998-00 (2)

-NN-

Nakoneczny, Jerry	1970-72 (2)
Neely, Brailen.....	2016-18 (2)
Neely II, Lloyd.....	2012-14 (2)
Nelson, Derick	2005-08, '09-10 (4)
Nesbit, Frank	1970-73 (3)
Newman, Karmari.....	2017-19 (1)
Norris, Braden	2018-19 (1)
Nunn, Kendrick.....	2016-18 (1)

-OO-

Oates, Dwayne	1983-84 (1)
Oladapo, Daniel.....	2019-2021 (2)
Olujobi, Femi	2014-16 (2)

-PP-

Palmer, Julius	2017-18 (1)
Palombizio, Chris	2016-18 (2)
Papak, Bob	1967-68 (1)
Paraham, Bryan	1988-92 (4)
Parrish, Micah	2020-present (1)
Parsons, Jim	1978-79 (1)
Peoples, Tim	1972-73 (1)
Peterson, Bill	1978-82 (4)
Petros, Corey	2011-15 (4)
Phillips, Bryce	1986-88 (2)
Pierce, Larry	1971-73 (2)

Pittman Jr., Kenny	2018-20 (2)
Plank, Jeff	1992-94 (2)
Plese, Wally	1977-80 (3)
Plourde, Gary	1984-86 (2)
Poches, Matt	2011-13 (2)
Prestininzi	1978-79 (1)

-RR-

Ragland, Lamar	1980-81 (1)
Ranney, Greg	1967-69 (2)
Rawlings, Dan	1977-80 (3)
Reader, Scott	1980-81 (1)
Reynolds, Steve	1996-00 (4)
Riley, Mike	1996-98 (2)
Rinehart, Gene	1973-75 (2)
Ritzema, David	2003-06 (3)
Robinson, Brent	1976-78 (2)
Rossow, Bjorn	1977-80 (3)
Rozycki, Jason	1998-02 (4)
Russell, John	1970-72 (2)

-SS-

Sabourin, Jordan	2000-04 (4)
Saigh, Joe	1975-76 (1)
Schihi, Pete	1984-88 (4)
Schramski, Tom	1974-75, '76-77 (2)
Scott, Cortney	2002-05 (3)
Scott, Stan.....	2017-19 (2)
Scott, William	1974-78 (4)
Serra, Steve	1973-74 (1)
Severovas, Vova	2005-07 (2)
Shannon, Charles	1973-74 (1)
Shutt, Jay	1967-68 (1)
Sikora, Kyle	2011-12 (1)
Skinner, Rob	1982-86 (4)
Shepard, De'Andre	1997-98 (1)
Simon, Duane	1991-92 (1)
Smith, Freddie	1975-77 (1)
Sneed, John	1969-71 (2)
Soule, Anthony	1990-91 (1)

Sowunmi, Babatunde.....	2018-20 (2)
Stephens, Eulis	1974-78 (4)
Straal, Jeff	1983-84 (1)
Strunk, Randy	1982-86 (4)
Stuck, Matt	1992-96 (4)
Sulek, Mark	1975-76 (1)
Sweeten, Ernest	1976-78 (2)

-TT-

Taylor, Eric	1988-92 (4)
Tebo, Gordie	1967-69 (2)
Thames, Jay	2009-10 (1)
Thom, Myke	1996-00 (4)
Thomas, Les	1979-81 (2)
Tonti, Craig	1981-83, 85-86 (3)
Townsend, Lawrence 'Skip'	1986-90 (4)
Townsend, Trey.....	2020-present (1)
Tubman, James	1982-83 (1)
Tucker, Brian	1990-91 (1)

-VV-

Van Buskirk, Bill	1967-68 (2)
Van Hala, Marcus	1967-69 (2)
Vrij, Jenny	1983-85 (2)

-WW-

Wait, Rich	1967-69 (2)
Walker, B-Jay	2005-08 (3)
Walker, Martez.....	2015-18 (3)
Walls, Larry	1970-73 (3)
Wasilk, Chris	1991-95 (4)
Waterstradt, Dan	2007-09 (2)
Weaver, Collin.....	2014-15 (1)
Weidman, Troy	1989-90 (1)
Werner, Brian	1981-82 (1)
West, Bill	1970-71 (1)
White, Gary	1973-74 (1)
Williams, Antoine	1981-82 (1)
Williams, Courtney	2003-04 (1)
Williams, Dante	2011-15 (4)
Williams, Fred	1974-75 (1)
Williams, Larry	1977-78 (1)
Williams, Kelly	2000-04 (4)
Williams, Kevin	1972-76 (4)
Williams, Rashad.....	2019-21 (2)
Williams, Ryan	1998-02 (4)
Williams, Tim	2007-08 (1)
Williams, Wes	1972-74 (4)
Wilson, Rodney	1987-90 (3)
Wooten, Calvin	2005-06 (1)
Wright, Larry	2009-11 (2)
Wright, Morris	1977-78 (1)

-YY-

Yennior, Dave	1967-68 (1)
Young, Don	1979-80 (1)
Young, Zion	2020-present (1)

-ZZ-

Zielinski, Frank	1994-95 (1)
------------------------	-------------



Myke Thom became the first men's basketball player to be named Oakland University's Wilson Award recipient. The Wilson awards are reserved for the top male and female scholars and leaders. Thom finished his degree in biology in 2000 and graduated with a 3.7 GPA.